



UNIVERSITY OF SOUTH FLORIDA
BULLS FOOTBALL

Chris Freet, Assistant Athletics Director for Communications
4202 E. Fowler Ave. ATH100
O: (813) 974-4086 | C: (813)-625-6075 | F: (813) 974-5328
cfreet@admin.usf.edu | www.GoUSFBulls.com

2007 SCHEDULE

DATE	OPPONENT	TIME W/L	SCORE	TV
9/1/07	ELON	W	28-13	ESPN R
9/8/07	at 17/13 Auburn	W	26-23	ESPN2
9/22/07	NORTH CAROLINA	W	37-10	ESPN
9/28/07	NO. 5 WEST VIRGINIA*	W	21-13	ESPN2
10/6/07	at FAU	W	35-23	ESPNU
10/13/07	UCF	W	64-12	ESPNU
10/18/07	at Rutgers*	L	30-27	ESPN
10/27/07	at UConn*	L	22-15	ABC
11/3/07	CINCINNATI*	3:30		ABC
11/10/07	at Syracuse*	Noon		ESPN R
11/17/07	LOUISVILLE*	TBA		TBD
11/24/07	at Pittsburgh*	TBA		TBD

NOTES:

All home games are listed in ALL CAPS
All home games are played at Raymond James Stadium
Most game times will be announced one week prior to the game and will be determined by the television carrier
Game times are subject to change
* BIG EAST game

USF COACHES (Game location)

Jim Leavitt (field)	Head Coach
Wally Burnham (field)	Assoc. Head Coach/DC/LB
Mike Canales (field)	Pass Game Coordinator
Troy Douglas (press box)	Safeties
Carl Franks (field)	Running Backs/Recruiting
Greg Gregory (press box)	Offensive Coordinator
Dan McCarney (field)	Assistant Head Coach/D-Line
Rick Rachel (press box)	Cornerbacks
Larry Scott (press box)	Tight Ends
Mike Simmonds (field)	Offensive Line

TELEVISION - ESPN

Dave Sims (play by play) John Congemi (color)
Quint Kessenich, sideline

RADIO - ISP

Local Broadcast Jim Louk, play-by-play
Jeff Fisher, co-host Mark Robinson, color commentary
Mike Pepper, sideline Jim Lighthall, co-host

Radio Affiliates

WFLA 970 AM (Tampa) WFL 1400 AM (Ft. Lauderdale)
WORL 660 AM (Orlando) WPSL 1590 AM (Port St. Lucie)
WTSU 1590 AM (Stuart)

USF LOOKS TO GET BACK TO WINNING WAYS
IN HOMECOMING GAME WITH BEARCATS



USF
BULLS

6-2 OVERALL, 1-2 BIG EAST

IN THE POLLS

- 18 BCS
- 20 Associated Press
- 21 USA Today/ Coaches

2007 LEADERS

Passing - Matt Grothe
134-235-6/1557/8
Rushing - Matt Grothe
124-550-6
Receiving - Jessie Hester
22-256-3
Tackles - Ben Moffitt
71 TT/11 TFL/3 INT/1 FR

CINCINNATI
BEARCATS

6-2 OVERALL, 1-2 BIG EAST

IN THE POLLS

- BCS
- Associated Press
- USA Today / Coaches

2007 LEADERS

Passing - Ben Mauk
123-194-5/1595/15
Rushing - Butler Benson
89-449-2
Receiving - Dominick Goodman
37-449-4
Tackles - Corey Smith
53 TT/3.5 TFL/1.5 Sacks/1 INT

SETTING THE SCENE

Date: Saturday, Nov. 3, 2007
Location: Tampa, Fla.
Kickoff: 3:30 PM Eastern
TV: ABC Regional
Radio: WFLA 970 AM (Tampa)
Stadium: Raymond James Stadium
Stadium Capacity - Surface: 65,857 - Natural grass
Tickets: (800) GoBulls or www.gousfbulls.com

PLAYER TO WATCH



He already leads the team in receiving yards and now he is going to carry a heavier load with a couple injuries at receiver. Redshirt-freshman **Carlton Mitchell** is the fastest of the USF receiving corp and may be the most deadly deep threat. He already had receptions of 75 and 55 yards. His 55 yard catch and score against West Virginia was an instant highlight and a top-10 play selection on SportsCenter.

THE GAME

Cincinnati (6-2, 1-2 BIG EAST) comes to town for homecoming weekend against the University of South Florida football team in a regional broadcast on ABC. USF fell on the road to UConn, 22-15, last weekend in Hartford. Cincinnati is coming off a bye, which was preceded by a narrow loss to Pittsburgh.

THE SERIES

USF and Cincinnati have split four all-time meetings, including two games within BIG EAST play. The home team has won every game in the series with USF triumphing in 2003 and 2005.

THE BROADCASTS

The game will be broadcast to a regional audience on ABC with Dave Sims (play by play), John Congemi (analyst) and Quint Kessenich (sideline reporter). USF's radio broadcast with Jim Louk, Mark Robinson & Mike Pepper can be heard on WFLA 970 AM, WFL 1400 AM, WORL 660 AM, WTSU 1590 AM, WPSL 1590 and the Press Pass on GoUSFBulls.com.

THE COACHES

USF: Jim Leavitt (Missouri '78) has a career record of 76-45 (.628) and is in his 11th season at USF. He has coached every game in the program's history. He is 4-2 when ranked, 14-11 vs. BIG EAST, 52-13 at home, 45-39 on television, 30-12 in hot weather (80 degrees or higher) and 0-2 on ABC Regional.
Cincinnati: Brian Kelly has a 144-53-2 record in 17 seasons as a head coach. This is his first full season at Cincinnati. He previous spent time at Central Michigan and Grand Valley State (Division II).

THE PROGRAM

The USF program has an all-time record of 49-28 at the NCAA FBS level and a 76-45 overall record. The winning percentage of 62.8 is good enough to rank USF 17th among FBS schools in all-time winning percentage. USF became the fastest team in the modern era of college football to go from upstart NCAA FBS school to a top-10 ranking on Sunday, Sept. 30.

USF Communications

FB Contact Chris Freet, Asst. AD/Communications
Cell (405) 249-6075
Email cfreet@admin.usf.edu
Second Contact Amy Woodruff
Cell (813) 410-1194
Email woodruff@admin.usf.edu
Website www.GoUSFBulls.com

2007 USF Quick Facts

Location	Tampa, Fla.
Stadium	Raymond James Stadium
Capacity	65,857
Surface	Tiftway Bermuda 419
First Year of Football	1997
Enrollment	44,038
Founded	1956
Colors	Green (PMS 343), Gold (PMS 4515)
Nickname	Bulls
Conference	BIG EAST
President	Dr. Judy Genshaft
Faculty Representative	Dr. John T. Romeo
Director of Athletics	Doug Woolard
Head Coach	Jim Leavitt
Alma Mater	Missouri/1978
Record at USF	76-44 (.633)/11 seasons
Basic Offense	Multiple Spread
Basic Defense	4-3
2006 Overall Record	9-4
2006 BIG EAST Conference Record	4-3
2006 BIG EAST Conference Finish	Fourth

ASSISTANT COACHES

Wally Burnham (associate head coach/defensive coordinator/linebackers), Mike Canales (pass game coordinator/receivers), Troy Douglas (safeties), Carl Franks (running backs/recruiting coordinator), Greg Gregory (offensive coordinator), Dan McCarney (assistant head coach/defensive line), Rich Rachel (cornerbacks), Larry Scott (tight ends), Mike Simmonds (offensive line).

OTHER STAFF

Larry Antonucci (director of football operations), Patrick Burnham (director of high school relations), Jamie DeGerome (video coordinator), Jeremy Lees (equipment manager), Mike Lube (defensive graduate assistant), Jared Davis (defensive graduate assistant), Ronnie McKeefery (Assistant AD/Head Strength Coach), Steve Walz (Assistant AD/ Director of Sports Medicine)

USF MEDIA POLICIES

WEEKLY MEDIA LUNCHEON

USF hosts weekly media luncheons every Tuesday during a regular game week. Food is served at 12:30 p.m. Coach Leavitt will take the podium at 1 p.m. and will be followed by requested players. Players must be requested through Chris Freet by **Monday at Noon**. The USF Communications office will make every effort to accommodate requests.

CREDENTIAL REQUESTS

Credential requests are taken via email. Please email Amy Woodruff (woodruff@admin.usf.edu) and Chris Freet (cfreet@admin.usf.edu). Requests must be made by 5 p.m. on the Monday of game week. Media attending games will have to show ID and pass through security to enter Raymond James Stadium. Any misuse of credentials will result in removal from RJS and the permanent voiding of the credential.

DAILY INTERVIEWS

The daily practice schedule is listed below. Only Coach Leavitt and assistant coaches are available for interviews after practice. The first 30 minutes of practice are open to photographers unless otherwise noted. Players are only available for Tuesdays during the weekly luncheon. Every effort will be made to accommodate player requests on Tuesdays.

PLAYER INTERVIEWS

Under no circumstances should media members contact a USF student-athlete without prior consent and approval from the USF Communications office and/or football contact Chris Freet. The same policy applies to the family members of student athletes.

STAFF INTERVIEWS

All interview requests for assistant coaches or athletics department staff members must also be approved and cleared by the USF Communications office and/or football contact Chris Freet.

POSTGAME POLICY

The USF locker room is closed at all times. Coach Leavitt and a handful of USF players will report to the media room for interviews. USF will take interview requests for players and assistant coaches at the beginning of the fourth quarter. On the road, USF will conduct interviews at the designated location by the host institution.

BIG EAST TELECONFERENCE

The BIG EAST football coaches will hold a weekly teleconference for the media taking place each Monday during the season and concluding on November 19. Each coach will be available for approximately 10 minutes. Media representatives may contact the USF Communications office to obtain the number. The schedule of coaches is as follows (all times Eastern):

11:00 a.m.	Steve Krapthorpe, Louisville	11:50 a.m.	Greg Robinson, Syracuse
11:20 a.m.	Dave Wannstedt, Pittsburgh	Noon	Jim Leavitt, USF
11:30 a.m.	Rich Rodriguez, West Virginia	12:10 p.m.	Brian Kelly, Cincinnati
11:40 a.m.	Randy Edsall, Connecticut	12:20 p.m.	Greg Schiano, Rutgers

BIG EAST WEEKLY SATELLITE FEED

The BIG EAST will begin its weekly football satellite feed on Wednesday, Sept. 6. The feed will be available each Wednesday during the season, concluding on Nov. 29. Approximately three and a half minutes of highlights and interviews are available for each team in the conference. Information on the feed is as follows:

Dates Sept. 6-Nov. 29
 Time 3 p.m.-3:30 p.m.
 Coordinates Galaxy 16C, T 12

WE ARE USF

When referring to the University please be aware of the following policy regarding usage. First references to the school and its intercollegiate athletics program should always be the University of South Florida. The only secondary reference used should be USF or Bulls. Please refrain from using South Florida, S. Florida, South Fla. or any other similar combination.

▼ MEDIA OPPORTUNITIES THIS WEEK ▼

MON | 29

Noon - Leavitt on BIG EAST teleconference
Practice - 7 p.m. Coach Leavitt & Assistants Available

TUES | 30

12:30 p.m. MEDIA LUNCHEON - Leavitt & Players.
Practice - 3-5 p.m. Leavitt & Assistants Available

WED | 31

Practice - 4-6 p.m. Leavitt & Assistants Available

THURS | 1

Practice - 5-6 p.m. Assistants Available

FRI | 2

NO AVAILABILITY

SAT | 3

Cincinnati at USF 3:30 PM on ABC

SUN | 4

Coach Leavitt available by request.

USF PROBABLE STARTERS

OFFENSE

Pos.	No.	Name (Yr., Ht., Wt.)	Player Notes
X	3	Carlton Mitchel (R-Fr., 6-4, 197)	Burner steps into starting spot that has been filled by Amarri Jackson
LT	70	Jared Carnes (Sr., 6-7, 306)	Filing in for Walt Walker who is sidelined with a knee injury
LG	65	Ryan Schmidt (Jr., 6-4, 327)	Steady junior has started every game this season
OC	77	Jake Griffin (Jr., 6-4, 307)	Sidelined shortly against UConn before returning, graded out best on OL
RG	61	Zach Hermann (R-Fr., 6-3, 313)	Redshirt freshman started all eight games
RT	78	Marc Dile (Jr., 6-4, 309)	Switched to right tackle after injury to Walt Walker during Rutgers game
TE	9	Cedric Hill (Jr., 6-3, 230)	Tied career high with three catches vs. UConn
Y	89	Dontavia Bogan (Fr., 6-1, 180)	Freshman earned first career start against UConn
Z	11	Marcus Edwards (Jr., 5-11, 164)	Four receptions vs. Rutgers, eight on the season for 81 yards
QB	8	Matt Grothe (So., 6-0, 213)	Gained 118 yards on the ground vs. RU, but was sacked seven times
RB	30	Benjamin Williams (Jr., 5-7, 200)	Second, behind Grothe, in rushing with 353 yards & five scores

DEFENSE

Pos.	No.	Name	Player Notes
LE	90	Jarriett Buie (Sr., 6-4, 249)	Senior has started and played major role throughout 2007
NT	76	Alan Cray (Sr., 6-0, 266)	Senior started instead of Richard Clebert vs. UConn
DT	98	Aaron Harris (So., 6-4, 264)	Collected another 0.5 sack vs. UConn, has 5.5 this season
RE	95	George Selvie (So., 6-4, 242)	NCAA leader added two sacks & TFL in game vs. UConn
SAM	27	Tyrone McKenzie (Jr., 6-2, 235)	ISU transfer has 200 tackles since start of 2006, including 71 in 2007
MIKE	59	Ben Moffitt (Sr., 6-2, 245)	Moffitt named as Lott Trophy quarterfinalist last week
WILL	53	Brouce Mompremier (Jr., 6-1, 227)	Led team with 11 tackles in Storrs last weekend
BC	21	Trae Williams (Sr., 5-10, 193)	Third among all NCAA FBS players with 10 INT the last two seasons
FC	4	Mike Jenkins (Sr., 6-0, 194)	Rated as top senior CB and 9th best NFL prospect according to Kiper
SS	32	Carlton Williams (Jr., 6-4, 214)	Forced a fumble and recorded 11 tackles against West Virginia
FS	5	Nate Allen (So., 6-2, 200)	Leads team with 3 INT and two fumble recoveries this season

SPECIALISTS

Pos.	No.	Name	Player Notes
PK	28	Delbert Alvarado (So., 6-0, 196)	11-20 on the season, long of 47 yards on two occasions
KO	27	Justin Teachey (Jr., 5-11, 176)	Nine touchbacks on the season, eight in the last three games
P	24	Delbert Alvarado (So., 6-0, 196)	Averaging 42 yards per punt with six over 50 yards
LS	67	Eric Setser (So., 6-1, 240)	Handled long snapping duties for 17 straight games
KR	3	Jerome Murphy (So., 6-1, 176)	Speedster is averaging 25.1 per return this season
	22	Ryan Gilliam (Sr., 5-10, 175)	Track team member filling in on returns for Taurus Johnson
PR	11	Marcus Edwards (Jr., 5-11, 164)	Longs of 27 and 29 this season, average of 6.2
H	12	Anthony Severino (Sr., 6-2, 175)	Third string QB handling holding duties for second straight season

RECAPPING UCONN

USF fell into a 16-0 hole in the first half before nearly battling all the way back in the 22-15 loss to UConn ... USF fell to 6-2 and 1-2 in BIG EAST play, while UConn improved to 7-1 and 3-0 in league ... The Bulls have lost two straight for the first time since Sept. 23 & 29 of the 2006 season ... USF entered the game owning its own destiny in the BIG EAST after West Virginia defeated Rutgers earlier in the day ... USF had just 141 yards of total offense in the first half ... **Matt Grothe** was intercepted on a pass that was deflected at the line of scrimmage and returned for a TD by LB Scott Lutrus ... USF finally got on the scoreboard on UConn's second possession of the second half, when **Jerome Murphy** blocked a punt that eluded **Tyler Roberts** for a TD ... It was recovered by UConn in the end zone for a safety ... It was the first blocked punt for USF since the UConn game last season ... After the free kick, Grothe drove USF the length of the field all by himself ... He reeled off a career long 54 yard run down to the Husky 5-yard line and then scored on a draw on the next play ... He went over 100 yards rushing on the drive, marking the third game in the last four that he has rushed for 100 yards ... He had never reached the century mark prior to this season ... Grothe joined **Marquel Blackwell** (1999-02) as the only players in USF history with

4,000 passing and 1,000 rushing yards in his career ... The Bulls would add two more field goals off the leg of **Delbert Alvarado** (27 and 47 yards) but couldn't put in another TD despite reaching the Husky 1-yard line twice in the fourth quarter ... Alvarado's 47-yard FG equaled his longest of the season ... He also had a 47 yard FG against Rutgers ... USF's offense had two plays of 50 yards or more ... Grothe's run and a 54 yard jaunt by true freshman RB **Jamar Taylor** on the opening offensive series ... Senior **CB Trae Williams** reeled in his third interception of the season and the 13th of his career, which is the second best career total in USF history ... Williams has 10 interceptions in the last two seasons ... **DE George Selvie** added to his NCAA leading sack total in the third quarter with a pair of sacks ... He improved his season total to 13.5 sacks and 23.5 TFL ... **Cedric Hill** had a career high three receptions ... He also had 55 yards receiving, which is the second best single game total of his career.

BCS STANDINGS

1. Ohio State
2. Boston College
3. LSU
4. Arizona State
5. Oregon
6. Oklahoma
7. West Virginia
8. Kansas
9. Missouri
10. Georgia
11. Virginia Tech
12. Michigan
13. Connecticut
14. Hawaii
15. Texas
16. Auburn
17. Alabama
18. USF
19. USC
20. Florida
21. Wisconsin
22. Boise State
23. Virginia
24. Wake Forest
25. Clemson

AP POLL

1. Ohio State (59)	9-0	1,615
2. Boston College (1)	8-0	1,501
3. LSU (3)	7-1	1,478
4. Oregon	7-1	1,417
5. Oklahoma	7-1	1,365
6. Arizona State (2)	8-0	1,310
7. West Virginia	7-1	1,286
8. Kansas	8-0	1,164
9. Missouri	7-1	1,121
10. Georgia	6-2	949
11. Virginia Tech	6-2	823
12. Hawaii	8-0	776
13. USC	6-2	742
14. Texas	7-2	728
15. Michigan	7-2	726
16. Connecticut	7-1	555
17. Alabama	6-2	547
18. Florida	5-3	532
19. Auburn	6-3	530
20. USF	6-2	392
21. Wake Forest	6-2	259
21. Boise State	7-1	259
23. South Carolina	6-3	196
24. Tennessee	5-3	165
25. Clemson	6-2	146

USA TODAY POLL

1. Ohio State (56)	9-0	1,495
2. Boston College (3)	8-0	1,414
3. LSU	7-1	1,324
4. Oregon (1)	7-1	1,280
5. Oklahoma	7-1	1,269
6. Arizona State	8-0	1,221
7. West Virginia	7-1	1,177
8. Kansas	8-0	1,108
9. Missouri	7-1	983
10. Georgia	6-2	791
11. Hawaii	8-0	769
12. Texas	7-2	753
13. Virginia Tech	6-2	736
14. Michigan	7-2	701
15. Southern California	6-2	679
16. Auburn	6-3	454
17. Florida	5-3	451
18. Alabama	6-2	439
19. Wisconsin	7-2	422
20. Connecticut	7-1	419
21. USF	6-2	291
22. Boise State	7-1	218
23. Kentucky	6-3	159
24. Clemson	6-2	145
25. South Carolina	6-3	131

THE BIG EAST

PRESEASON POLL - MEDIA

Team	Pts.
1. West Virginia (20)	188
2. Louisville (3)	167
3. Rutgers (1)	142
4. USF	123
5. Cincinnati	86
6. Pittsburgh	80
7. Connecticut	45
8. Syracuse	32

2007 HONORS

NATE ALLEN

BIG EAST Defensive Player of the Week - 9/10
 Nagurski National Player of the Week - 9/11
 Master Coaches Survey Game Ball - 9/11

DELBERT ALVARADO

BIG EAST Special Teams Player of the Week - 10/14

D-COORDINATOR WALLY BURNHAM

MCS Nike Game Ball - 10/3

MATT GROTHE

BIG EAST Weekly Honor Roll - 9/10

BEN MOFFITT

Butkus Semifinalist
 Lott Trophy Quarterfinalist
 Walter Camp National Defensive POW - 9/30
 BIG EAST Defensive Player of the Week - 10/1
 Nagurski National Defensive POW - 10/2

GEORGE SELVIE

Bednarik Watch List -
 Lombardi Semifinalist
 Hendricks Watch List
 BIG EAST Weekly Honor Roll - 9/3
 Walter Camp National Defensive POW - 9/23
 BIG EAST Defensive Player of the Week - 9/24
 ESPN.com - Midseason BIG EAST MVP - 10/10
 SI.com - Midseason All-American - 10/11
 Rivals Midseason National Defensive MVP - 10/11

BEN WILLIAMS

BIG EAST Weekly Honor Roll - 10/8

USF

FWAA National Team of the Week - 9/11

NOT A COMMUTER SCHOOL

USF has long been referred to as a commuter school but that has **NOT** been the case for some time. USF has the largest student section in the BIG EAST, has traveled with as many as 4,000 students this season (FAU) and has sold out its student section for three games running.

Recaps and stats from the previous meetings between USF and Cincinnati are on pages 14-17.

USF IN THE BCS

USF is No. 18 in the current BCS standings, after debuting at No. 2 in the initial standings released on Oct. 16. While the Bulls are not in a favorable position for a BCS Bowl game, they are not eliminated from the picture during this topsy-turvy season. The BCS standings use the Coaches Poll, Harris Poll and computer polls to determine the most worthy teams. USF is No. 21 in Coaches and No. 21 in the Harris Poll, but ranked No. 12 in the computer rankings.

USF also came in at No. 20 in the AP Poll this week. The AP Poll does not count in the BCS equation.

Notes

• (Courtesy Greg Auman, St. Pete Times) When USF was ranked No. 2 in the AP and BCS on Oct. 16 it established a new precedent in the BIG EAST. No other current member of the BIG EAST has ever been ranked as high as No. 2 while a member of the BIG EAST. The next-highest ranking before Sunday was No. 3, attained by West Virginia and Louisville last season and by West Virginia in 1993. Pittsburgh and Syracuse held the No. 1 ranking before the BIG EAST started playing football in 1991, but neither team has done so since 1982.

Among former BIG EAST schools, Miami is the only school to ever be ranked higher while a member of the BIG EAST conference. The Hurricanes held the top ranking in four seasons, 1991, 1992, 2001 and 2002.

THIS AND THAT FOR CINCINNATI

USF has won seven straight home games dating back to a Sept. 2, 2006 loss to Rutgers last season ... A win would make USF bowl eligible for the third consecutive season ... This weekend will mark the 16th of 17 consecutive weeks that USF has played on the ABC/ESPN body of networks ... The USF game at Syracuse will be broadcast by ESPN Regional at Noon Eastern on Nov. 10.

ESPN LOVE

USF is a popular commodity around Bristol ... The USF-Rutgers game received a national rating of 3.39 (approximately 3.25 million homes) ... It is the highest BIG EAST rating on ESPN or ESPN2 this season ... Previous high was 2.72 on ESPN2 for WVU-USF ... It is USF's highest rating ever on ESPN ... This is the third time this season that USF has set a new all-time USF record for ESPN/ESPN2 ratings (1.61 ESPN for UNC, and then 2.72 ESPN2 for WVU) ... The MLB playoffs - Red Sox & Indians - did not out-rate the USF-Rutgers game in the Tampa area ... The Sept. 28 game with West Virginia was the second highest rated ESPN2 college football regular season broadcast in the station's history.

GROTHE'S CAREER GROWTH

Sophomore QB Matt Grothe is only 21 games into his college career, but he is already making his way towards the top of the USF career record books.

• Against Rutgers, he became the second USF quarterback to reach 1,000 career rushing yards with 58 yards. He currently has 1,172 career yards - 622 last season and 550 in 2007. Marquel Blackwell (1999-02) owns the USF record for rushing yards by a QB with 1,235, which could fall this weekend.

• Grothe also joined Blackwell as the second USF signal caller to rush for 1,000 yards and throw for 4,000 yards in a career, when he reached the milestone against UConn.

Career Rushing Yards by QB

1. Marquel Blackwell - 1,235 (1999-02)
2. Matt Grothe - 1,172 (2006-Present)

Career Rushing TD by QB

1. Marquel Blackwell - 20
2. Matt Grothe - 15

Career Passing Yards

1. Marquel Blackwell - 9,108
2. Matt Grothe - 4,133

Career Passing TD

1. Marquel Blackwell - 67
2. Chad Barnhardt - 27 (1997-98)
3. Matt Grothe - 23

Career Passing Yds Per Game Avg.

1. Marquel Blackwell - 207.0
2. Matt Grothe - 196.8
3. Chad Barnhardt - 196.7

Single Season - Rushing Yds by QB

1. Matt Grothe - 622 (2006)
2. Marquel Blackwell - 566 (2000)
3. Matt Grothe - 550 (2007)

DEFENSIVE EXPERIENCE

USF's defense is led by 62-year-old coordinator Wally Burnham, who has been in the game for 34 seasons. He isn't the only vet on the Bulls defensive staff. USF has the most experienced defensive staff - in terms of years coaching - in the BIG EAST. Rich Rachel (32), Dan McCarney (31) and Troy Murphy (19) all have at least 18 years on the sidelines. Combined, the defensive staff has at least a 30-year lead in experience on every other team in conference:

1. USF	116
2. West Virginia	86
3. Rutgers	82
4. Louisville	78
5. Pittsburgh	72
6. Connecticut	70
7. Cincinnati	50
8. Syracuse	38

INDIVIDUAL NCAA STATS

George Selvie leads the country in sacks (13.5) ... His closest competition is Penn State's Maurice Evans with 11.5 ... Selvie also leads the country in tackles for loss (23.5) ... His closest competition is Michigan's Shawn Crable, who has 22 ... Ben Moffitt is 21st nationally in TFL with 11 ... Mike Jenkins is seventh nationally with 10 pass breakups, while Williams is ninth nationally with nine ... Ben Moffitt, Nate Allen and Trae Williams are all tied for 52nd with three interceptions ... Delbert Alvarado is 40th nationally in punting (42.0) ... Jerome Murphy is 38th in kick return average at 25.1.

USF's RECORD WHEN...

At home	4-0
On the road	2-2
Against BIG EAST opponents	1-2
Against non-conference opponents	5-0
On natural grass	6-1
On field turf	0-1
On other surfaces	0-0
In day games	3-1
In home day games	1-1
In road day games	1-1
In night games	3-1
In home night games	2-0
In road night games	1-1
In September	4-0
In October	2-2
In November	0-0
Leading after 1st quarter	5-1
Leading after 2nd quarter	4-1
Leading after 3rd quarter	5-0
Tied after 1st quarter	1-0
Tied after 2nd quarter	1-0
Tied after 3rd quarter	0-0
Trailing after 1st quarter	0-1
Trailing after 2nd quarter	1-1
Trailing after 3rd quarter	0-2
In overtime	1-0
USF scores first	6-0
Opponent scores first	0-2
USF has the first possession	3-0
Opponent has the first possession	3-2
USF scores 0-10 points	0-0
USF scores 11-20 points	0-1
USF scores 21-30 points	3-1
USF scores 31-40 points	2-0
USF scores 41-50 points	0-0
USF scores 50-plus points	1-0
Opponent scores 0-10 points	1-0
Opponent scores 11-20 points	3-0
Opponent scores 21-30 points	2-2
Opponent scores 31-40 points	0-0
Opponent scores 41-50 points	0-0
Opponent scores 50-plus points	0-0
USF has over 200 yards rushing	1-1
USF has less than 200 yards rushing	5-1
Opponent has over 200 yards rushing	1-0
Opponent has less than 200 yards rushing	5-2
USF has over 200 yards passing	3-1
USF has less than 200 yards passing	3-1
Opponent has over 200 yards passing	2-0
Opponent has less than 200 yards passing	4-2
USF gains 0-100 net yards	0-0
USF gains 101-200 net yards	0-0
USF gains 201-300 net yards	1-0
USF gains 301-400 net yards	2-1
USF gains 401-500 net yards	2-1
USF gains 501-plus net yards	1-0
Opponent gains 0-100 net yards	0-0
Opponent gains 101-200 net yards	3-0
Opponent gains 201-300 net yards	2-0
Opponent gains 301-400 net yards	0-1
Opponent gains 401-500 net yards	1-1
Opponent gains 501-plus net yards	0-0
USF commits 0-5 penalties	2-0
USF commits 6-10 penalties	4-2
USF commits 10-plus penalties	0-0
Opponent commits 0-5 penalties	1-1
Opponent commits 6-10 penalties	5-1
Opponent commits 10-plus penalties	0-0
USF leads in time of possession	2-0
USF trails in time of possession	4-2
USF commits more turnovers	1-1
Opponent commits more turnovers	4-1
Turnovers are equal	1-0

DEPTH CHART

OFFENSE

POS	#	NAME	HT.	WT.	CL.	GP/GS/CON
X	2	Carlton Mitchell	6-4	197	R-Fr.	8/0/0
	5	A.J. Love	6-3	196	R-Fr.	2/0/0
H	87	Jessie Hester, Jr.	6-0	174	So.	17/2/0
	7	Courtney Denson	5-11	193	Sr.	25/3/0
LT	70	Jared Carnes	6-7	306	SR.	22/6/1
	64	Jacob Sims	6-4	265	Fr.	4/0/0
LG	65	Ryan Schmidt	6-4	327	Jr.	21/15/15
	55	Jeremiah Warren	6-4	326	Fr.	0/0/0
C	77	Jake Griffin	6-4	307	Jr.	26/11/8
	69	Nick Capogna	6-3	265	Sr.	31/14/0
RG	61	Zach Hermann	6-3	313	Fr.	8/8/8
	55	Jeremiah Warren	6-4	326	Fr.	0/0/0
RT	78	Marc Dile	6-4	309	Jr.	27/16/11
	62	Sampson Genus	6-1	308	Fr.	3/0/0
TE	9	Cedric Hil	6-3	230	Jr.	32/13/2
	82	Ben Busbee	6-3	242	So.	17/2/0
Y	81	Dontavia Bogan	6-1	180	Fr.	7/1/1
	7	Courtney Denson	5-11	193	Sr.	25/3/0
Z	11	Marcus Edwards	5-11	164	Jr.	33/19/4
	6	Edner Alcín	6-2	174	Fr.	7/0/0
QB	8	Matt Grothe	6-0	213	So.	21/20/20
	15	Grant Gregory	6-1	205	Jr.	3/0/0
RB	30	Benjamin Williams	5-7	200	Jr.	22/20/20
	33	Jamar Taylor	5-9	205	Fr.	8/1/0

DEFENSE

LE	90	Jarriett Buie	6-4	249	Sr.	20/12/8
	96	Woody George	6-3	237	Sr.	29/16/0
NT	76	Richard Clebert	6-1	312	Sr.	33/17/8
	94	Allen Cray	6-0	266	Sr.	41/23/0
DT	98	Aaron Harris	6-4	264	So.	18/13/13
	47	Brandon Peguese	6-1	241	Fr.	7/0/0
RE	95	George Selvie	6-4	242	So.	21/21/21
	48	Joshua Smiley	6-3	230	Fr.	4/0/0
SAM	27	*Tyrone McKenzie	6-2	235	Jr.	31/20/20
	43	Sabbath Joseph	6-0	221	Fr.	7/0/0
MIKE	59	Ben Moffitt	6-2	245	Sr.	43/38/38
	56	Sam Miller	5-11	210	Sr.	42/0/0
WILL	53	Brouce Mompremier	6-1	227	Jr.	28/8/8
	55	Donte Spires	6-3	222	So.	8/0/0
BC	21	Trae Williams	5-10	193	Sr.	44/40/22
	6	Tyler Roberts	6-1	185	Jr.	32/0/0
SS	32	Carlton Williams	6-4	214	Jr.	33/29/9
	7	Louis Gachette	6-3	215	Jr.	33/0/0
FS	5	Nate Allen	6-2	200	So.	17/8/8
	3	Jerome Murphy	6-1	176	So.	20/1/0
FC	4	Mike Jenkins	5-11	194	Sr.	43/35/8
	22	Ryan Gilliam	5-10	175	Sr.	21/0/0
NB	3	Jerome Murphy	6-1	176	So.	20/1/0
	6	Tyler Roberts	6-1	185	Jr.	32/0/0

* Starts were earned at Iowa State, also played 11 career games at Michigan State.

SPECIALISTS

K	25	Delbert Alvarado	6-0	196	So.	
	27	Justin Teachey	5-11	176	Jr.	
KO	27	Justin Teachey	5-11	176	Jr.	
	31	William Criswell	5-10	174	Jr.	
P	25	Delbert Alvarado	6-0	196	So.	
	27	Justin Teachey	5-11	176	Jr.	
LS	67	Eric Setser	6-1	240	So.	
	68	Mike Walsh	5-10	210	Fr.	
KR	3	Jerome Murphy	6-1	176	So.	
	89	Taurus Johnson	6-1	204	Jr.	
PR	11	Marcus Edwards	5-11	164	Jr.	
H	12	Anthony Severino	6-2	175	Sr.	

KEY GP-GAMES PLAYED GS-GAMES STARTED CON-CONSECUTIVE STARTS

STARTING NOTES

Senior center Nick Capogna had his consecutive start streak of 14 snapped at Auburn due to a knee injury ... The fallout from that injury was Jake Griffin starting at center, while Ryan Schmidt moved up the depth chart and started at left guard ... Ben Busbee earned his first career start against Elon, as did right guard Zach Hermann ... Hermann has started ever since ... On defense Brouce Mompremier and Nate Allen started for the first time in their careers against Elon, both have started every game this year ... Mike Ford collected his first career start against West Virginia ... Courtney Denson and Jessie Hester both recorded their first career starts at WR against FAU when USF opened in a five receiver set ... Denson has one career start at QB ... Jamar Taylor earned his first career start against UCF ... Dontavia Bogan earned his first career start against UConn.

T-MAC & D-MAC

Junior LB Tyrone McKenzie led Iowa State in tackles last season and transferred to USF after the 2006 season. He was able to play immediately thanks to a NCAA hardship waiver.

McKenzie was on the USF campus to start the spring semester in January. And in early February his former head coach at Iowa State, Dan McCarney, arrived in Tampa and took the position as the Assistant Head Coach and Defensive Line Coach.

The two have teamed up on defense and produced immediate results. USF held its season opening opponent, Elon, to 13 points and just 33 yards rushing. McKenzie, who had 129 tackles for Iowa State in 2006 and was 10th nationally, is tied for the team lead with 71 tackles this season, including 5.5 tackles for loss.

McCarney's defensive line has accounted for 21 of USF's 24 sacks this season. USF is 16th nationally with an average of 3.0 sacks per game and a total of 24.

BY GEORGE!

Sophomore DE George Selvie began the 2007 season with a record breaking evening against Elon ... He hasn't slowed down since ... He has broken the USF single season record with 13.5 sacks and is one shy of the career record of 20 ... Below is where Selvie ranks in the USF, BIG EAST and NCAA record books:

Sacks	Season	Career
George Selvie	13.5	19
USF	13.5, Selvie (2007)	20, S. Nicholas (02-06)
BIG EAST	20, Elvis Dumerville (2005)	36, Cornell Brown (93-96)
NCAA	24, Terrell Suggs (2002)	44, Terrell Suggs (00-02)

Notes: Dumerville played at Louisville, Brown played at Virginia Tech and Suggs played at Arizona State.

Tackles For Loss	Season	Career
Selvie	23.5	38.5
USF	23.5, Selvie (2007)	53.5, S. Nicholas (02-06)
BIG EAST	26, Bryan Knight (2000)	NA
NCAA	32, Jason Babin	75, Babin (00-03)

Notes: Knight played at Pitt, Babin played at Western Michigan

Below are the game-by-game numbers for Selvie:

	Tackles	TFL	Sacks	FF	QBH
Elon	10	6.0	4.0	1	2
Auburn	4	3.5	1.5	0	3
UNC	6	5.0	3.0	0	0
West Virginia	8	2.0	1.0	0	1
FAU	3	1.0	1.0	0	1
UCF	5	4.0	1.0	1	1
Rutgers	2	0.0	0.0	0	1
UConn	5	2.0	2.0	0	0
Total	43	23.5	13.5	2	9

Selvie broke his own single game record for tackles for loss with six against Elon ... He owns the top three TFL games in Bulls history ... Below are the new single game record chart for TFL:

- 1. **George Selvie** 6 **Elon, 9/1/07**
- 2. **George Selvie** 5 **North Carolina, 9/22/07**
- George Selvie** 5 **Florida International, 9/9/06**
- Kawika Mitchell.....5at Oklahoma, 9/28/02
- Tim Jones5at Army, 9/27/03
- Craig Kobel.....5 Pittsburgh, 12/4/04

Selvie also tied the USF single game record for sacks with four against Elon ... Below is who he shares the honor with :

- 1. **George Selvie** 4 **Elon, 9/1/07**
- Shurron Pierson4Southern Miss, 10/12/02

Selvie leads all NCAA players with 13.5 sacks and 23.5 tackles for loss in eight games this season Terrence Royal (2005) and Shurron Pierson (2001) previously held the USF sack record at 10 ... The career record for sacks is 20 by Stephen Nicholas ... Selvie is No. 2 in the USF history book with 19 career sacks ... He broke the single season TFL record of 19 that was previously held by Craig

Kobel (2003) and Kawika Mitchell (2002)... Selvie had 5.5 sacks as a freshman last season ... He was named a freshman All-American by *The Sporting News*.

SELVIE'S WAKE UP CALL

Selvie is an early bloomer. He was freshman All-American. He is breaking USF career records as just a sophomore. And he burst onto the national scene in the opening games of 2007. He has also exposed teams in the opening moments of games. He has recorded a sack on the opponent's opening series in three games this year. He had a sack in the first or second series in four of the first six games. 55 percent of his tackles for loss have come in the first half, yet only four of have been sacks.

As for the second half TFLs, he has 10.5 and 9.5 of those are sacks.

SELVIE'S FIRST QUARTERS

	TFL	Sacks
Elon	1	1
Auburn	0.5	0
UNC	1	1
WVU	0	0
FAU	1	1
UCF	3	1
Total	6.5	4

SELVIE'S FIRST HALFS

	TFL	Sacks
Elon	3	1
Auburn	2	0
UNC	2	1
WVU	1	0
FAU	1	1
UCF	4	1
Total	13	4

SELVIE SIDEBAR

FROM JOE SCHAD OF ESPN

What's most amazing is that he was recruited to USF as a center and coach Jim Leavitt still says Selvie's best position may have been center.

Selvie told me that the only feeling he can compare to getting a sack is "eating a honey bun." Huh? "Yeah," Selvie said. "Eating a nice, tasty honey bun." Hah. Well, what's not as funny is that if Selvie hadn't gotten a scholarship to USF he told me he would have gone to Delta (Mississippi) State, a Division II school.

"I pretty much wouldn't be known by anybody," he said. "I wouldn't be chasing all these records." Selvie has been studying Dwight Freeney's spin moves and intends to add it to his repertoire.

FROM MARTIN FENNELLY OF THE TAMPA TRIBUNE

'George is the man right now,' Bulls offensive lineman Walter Walker said.

But one night ...

It happened last season during USF's trip to the Papajohns.com Bowl. The Bulls took a trip to a Birmingham comedy club, where a comedian-hypnotist talked some players onto the stage and made them very, very sleepy.

George was one.

'The guy had George pretending to be the Grinch,' USF receiver Taurus Johnson said. You know, the one who stole Christmas. George even wore a little Grinch hat.

'George is up there, slinking around corners, pretending to steal presents,' Johnson said.

'Yes, it happened,' Selvie said. 'I didn't believe it until I saw the film.'

'He's still a Grinch,' Walt Walker said. 'George is making off with all the sacks.'



FIRST HALF TURNING POINTS

USF has forced 14 first half turnovers this season, including a high of five vs. West Virginia. The 14 first half turnovers account for 58 percent of the team's 24 this season. USF is fourth nationally in turnovers per game.

GEORGE SELVIE

lombardi, hendricks & bednarik candidate

THE LARGEST

USF has the largest stadium (65,857), largest student section (12,501) and the largest enrollment (44,038) of any school in the BIG EAST.

TEAM NCAA STATS

	Rank	Stat
Tackles For Loss	1	9.63
Turnovers Gained	4	25
Fumbles Recovered	5	12
3rd Down Conversion % Defense	6	28.0
Pass Efficiency Defense	6	96.3
Turnover Margin	9	+1.13
Interceptions	17	13
Total Defense	18	307
Pass Defense	19	188
Scoring Defense	20	18.3
Sacks	22	3.0 (24)

FAST STARTS

USF has scored first in six games this season, all wins. The Bulls have received the ball first three times and scored 54 points in the first quarter of the last seven games (14 vs. UNC & Auburn, 7 vs. WVU, 7 vs. FAU, 12 v.s UCF, 10 vs. Rutgers).

MAKING PLAYS

USF's defense is led by a bunch of playmakers, which are producing turnovers at a record pace ... The USF record for forced turnovers is 35 set in 2002 USF has already forced 25 in eight games and is on pace for 37 this season ... The Bull "D" ranks fourth nationally in turnovers gained, fourth in fumbles recovered (12) and 17th in interceptions (13) ... Nate Allen, Ben Moffitt and Trae Williams each have three interceptions ... CB Mike Jenkins has two interceptions this year ... Moffitt, a four-year starter, did not have any picks prior to this season ... Allen also has two fumble recoveries and has a pick in three of four games ... The defensive line has accounted for 21 of the team's 24 sacks and 45.5 of the

77 tackles for loss ... USF is No. 1 nationally in TFL with an average of 9.6 per game ... USF's defense has forced three or more turnovers five times this season .. The defense has forced an average of 3.6 turnovers against BIG EAST foes and other major conference teams - West Virginia, UNC, Auburn, UCF, Rutgers & UConn.

SECONDARY TO NONE

USF's secondary has proven early that it may be one of the best in America ... Currently, the Bulls are No. 6 in pass efficiency defense (96.3) ... USF is also ranked No. 19 in pass defense at 188 yards per game, but that does not tell the whole story ... The secondary has nine interceptions, six fumble recoveries and three forced fumbles ... Prior to West Virginia, the Bulls had only allowed 250 passing yards combined to Auburn and North Carolina ... Carolina was averaging 300-plus yards passing before USF held them to 85 and intercepted four passes on Sept. 22 ... USF has held two teams below 100 yards passing ... UNC had 85 yards and UCF had 84 yards ... Sophomore FS Nate Allen has three INT, as does CB Trae Williams and CB Mike Jenkins has two ... SS Carlton Williams has 3.5 TFL, one sack and 33 tackles this season ... The secondary as a whole already has 27 pass breakups, led by T. Williams and Jenkins with eight apiece.

20,000 SEASON TICKETS SOLD

A national ranking, two wins (at the time) and now another plateau in season tickets. The USF ticket office announced on Sept. 18 that it had surpassed 20,000 season tickets. At the end of the season ticket push, USF's season ticket total was up to 20,043. The record season ticket number of 20,619 was set in the inaugural season of 1997.

TICKET UPDATE

USF sold out the West Virginia (67,012) and UCF (65,948) games ... They were the first two sellouts in program history ... The Bulls are averaging 51,088 this season, which is second in the BIG EAST ... The crowd of 67,012 is the largest in the league this season ... Cincinnati returned 1,200 lower bowl tickets for the game on Nov. 3 ... The ticket office is

prepping for sellouts in final two remaining games ... All ticket requests for away games should be made by one week prior to the game ... Away game tickets can be purchased over the phone by calling 1-800-GoBulls.

SOPHOMORES STARRING

USF returned 16 starters this season and has quickly risen to national recognition despite being essentially a young team. The Bulls are receiving award worthy play from their sophomore class. At the top of that list are second year stars Matt Grothe, George Selvie and Nate Allen.

Selvie's leading the country in sacks (13.5) and tackles for loss (23.5) this season. He was named Walter Camp National Player of the Week (9/23) for his three sacks and five TFLs against North Carolina. He is a Lombardi, Hendricks and Bednarik candidate.

Grothe's numbers and recognition as the BIG EAST Rookie of the Year set the ground work for acclaim. Grothe is leading the team in rushing 550, while also passing for 1,557 yards and eight TD to 6 INT.

Nate Allen is putting himself all over the stat sheet with three INT, 55 tackles, one forced fumble, two fumble recoveries and one tackle for loss. Allen was named BIG EAST Defensive Player of the Week (9/10) and Nagurski National Player of the Week (9/11) after playing a part in three turnovers against Auburn.

USF has only one senior among its projected starters on offense this week and just five on the defensive side of the ball.

GAME-BY-GAME STARTERS & CAPTAINS

Opponent	WR	WR	LT	LG	OC	RG	RT	TE	WR	QB	RB
Elon	Jackson (C)	Busbee (TE)	Dile	Griffin	Capogna (C)	Hermann	Walker	Hill	Edwards	Grothe	Williams
Auburn	Jackson	Johnson	Dile	Schmidt	Griffin	Hermann	Walker (C)	Hill	Edwards (C)	Grothe	Williams
North Carolina	Jackson	Johnson	Dile	Schmidt	Griffin (C)	Hermann	Walker	Hill	Edwards (C)	Grothe	Williams
West Virginia	Jackson	Edwards	Dile	Schmidt	Griffin	Hermann	Walker	Hill	Ford (RB)	Grothe	Williams
FAU	Denson	Edwards (C)	Dile	Schmidt	Griffin (C)	Hermann	Walker	Johnson (WR)	Jackson	Grothe	Hester (WR)
UCF	Jackson	Edwards (C)	Dile	Schmidt	Griffin (C)	Hermann	Walker	Hill	Taylor (RB)	Grothe	Williams
Rutgers	Jackson	Edwards (C)	Dile	Schmidt	Griffins (C)	Hermann	Walker	Hill	Busbee (TE)	Grothe	Williams
UConn	Edwards (C)	Bogan	Dile	Schmidt	Griffin (C)	Hermann	Carnes	Hill	Jackson	Grothe	Williams
	LE	NT	DT	RE	SLB	MLB	WLB	CB	CB	FS	SS
Elon	Buie	Clebert	Harris	Selvie	McKenzie	Moffitt (C)	Mompremier	T. Williams (C)	Jenkins	Allen	C. Williams
Auburn	Buie	Clebert	Harris	Selvie (C)	McKenzie	Moffitt (C)	Mompremier	T. Williams	Jenkins	Allen	C. Williams
North Carolina	Buie	Clebert	Harris	Selvie	McKenzie	Moffitt (C)	Mompremier	T. Williams	Jenkins	Allen	C. Williams
West Virginia	Buie	Clebert	Harris	Selvie	Murphy (NB)	Moffitt (C)	Mompremier	T. Williams	Jenkins	Allen	C. Williams (C)
FAU	Buie	Clebert	Harris	Selvie	McKenzie	Moffitt (C)	Mompremier (C)	T. Williams	Jenkins	Allen	C. Williams
UCF	Buie	Clebert	Harris	Selvie	McKenzie	Moffitt (C)	Mompremier	T. Williams	Jenkins	Allen	C. Williams (C)
Rutgers	Buie	Clebert	Harris	Selvie	McKenzie	Moffitt (C)	Mompremier	T. Williams	Jenkins	Allen	C. Williams (C)
UConn	Buie	Clebert	Harris	Selvie	McKenzie	Moffitt (C)	Mompremier	T. Williams	Jenkins	Allen	C. Williams (C)


(C) - Indicates captains, which change each game.

MOFFITT ANCHORS DEFENSE

Ben Moffitt is the lone returnee out of USF's stellar trio of linebackers from last season ... He leads the team with 71 tackles, plus 11 tackles for loss ... He is 13th nationally with 111 TFL ... He is ranked as the fifth best senior inside linebacker prospect for the NFL Draft ... Moffitt is a candidate for the Butkus award and Lott Trophy ... He collected 10 tackles - 2.5 for a loss - and one fumble recovery against Rutgers ... The senior was named Camp & Nagurski National Defensive Player of the Week and BIG EAST Defensive Player of the Week after picking off two passes, including one for a TD, against West Virginia ... Moffitt also had nine tackles, including two for a loss and a pass breakup vs. WVU ... He followed that effort with 11 tackles, seven solo, three TFL, two pass breakups, one third-down stop and one fourth-down stop in the Bulls win over Florida Atlantic (Oct. 6) ... The senior currently has 43 tackles, eight tackles for loss, three interceptions and four pass breakups for one of the best defenses in the land ... He collected a TFL and his first career interception, followed by a 41 yard return, against UNC ... He began the 2007 campaign with 10 tackles, eight assisted, one tackle for loss and one pass breakup against Elon ... During the 2006 campaign, Moffitt teamed up with Stephen Nicholas - now with the NFL's Atlanta Falcons - and Patrick St. Louis, who is one of the Bulls' strength and conditioning coaches ... Last year Moffitt led the team in tackles with 112 and was third in tackles for a loss with 11 including four sacks ... During the summer Moffitt was named to the Bronko Nagurski Award and Butkus watch lists.

BEN BULLETS

- Only three LB nationally have more interceptions than Moffitt.
- Moffitt's three INT are tops among Butkus' semifinalists.
- Moffitt is one of two Butkus Semifinalists with a touchdown this season.
- Among Butkus Semifinalists, Moffitt only trails Michigan's Shawn Crable (22) in tackles for loss (11).



MONITORING MATT

Matt Grothe made quite a name for himself last year en route to BIG EAST Conference Freshman of the Year honors ... Became the second player in USF history to throw for 4,000 yards and rush for 1,000 against UConn ... Rushed for career high and USF quarterback record 146 yards against UConn ... His three 100-yard rushing games is a USF career record ... Became just the eighth player in USF history to rush for 1,000 career yards during the Rutgers game ... He is just the second USF quarterback to accomplish the feat ... Grothe rushed for 100 yards in back-to-back games against UCF & FAU ... He had 100 yards against UCF, needing less than three quarters to accumulate the yardage ... Grothe accounted for 4 touchdowns against UCF ... He rushed for two and passed for another two - both to WR Taurus Johnson ... He had 312 yards of total offense before leaving midway through the third quarter ... Grothe is just the second USF quarterback to have back-to-back 100-yard rushing days ... No USF QB has done it in three straight games ... He set a career high with 122 rushing yards against FAU ... It was just the third time a USF quarterback has rushed for 100 yards ... Threw for 135 yards, including a 55-yard TD connection with Carlton Mitchell against West Virginia ... He had a streak of 136 passes without an interception snapped against the Mountaineers ... Grothe racked up 216 yards passing, the second highest single half total of his career, against UNC ... He built upon his legacy as a gamer by leading USF to a come-from-behind overtime win over Auburn ... After being sacked three times in the third quarter, Grothe went 6-8 for 75 passing yards, plus 25 rushing yards, and a TD pass in leading USF to the overtime win ... He began the 2007 season with 239 yards, two TDs and no picks against Elon ... The gun slinger attempted 39 passes, a career high, and completed 23 ... The Lakeland native threw for 2,576 yards on 202-317 passing while connecting on 15 touchdowns ... He also ran for 622 yards on 178 carries and rumbled for nine TD's ... For his efforts last year, Grothe has been named to the Manning and Maxwell Award watch lists.

TRAE & J

Seniors Trae Williams and Mike Jenkins are one of the most experienced CB combos in college football, the two have combined for 72 career starts ... Combined they have 19 pass breakups and five INT this season ... Mike Jenkins ranks seventh nationally with 10 pass breakups ... Williams is ninth with nine pass breakups ... Their lock-down cover abilities allow USF to funnel much of the offensive action to the middle of the field ... Both posted impressive numbers in the season opener ... Williams had five tackles, one for a loss and a pass breakup ... While Mike Jenkins had two pass breakups ... Jenkins followed that performance up with an interception late in the fourth quarter against Auburn that he nearly took in for a TD before stepping out of bounds at the three ... Trae Williams has three picks this season and 10 over the last two years ... Recently, Mel Kiper of ESPN.com listed Mike Jenkins as the best senior CB prospect for the 2008 NFL Draft and the ninth best senior prospect on his "Big Board" ... Kiper has predicted that Trae Williams would be a second round selection ... Last season the two also teamed up for eight interceptions, seven of which belonged to Williams, tying a single season school record (with J.R. Reed) ... Williams' seven picks also led the BIG EAST ... The duo has been sited as the best in the BIG EAST and the state of Florida by several outlets, including ESPN.com expert Mark Schlabach.

PRONUNCIATION GUIDE

Edner ALCIN	Al-sin
JARRIETT BUIE	Jair-et Boo-ee
Nick CAPOGNA	Cuh-po-nuh
David COZZO	CO-zo
David FONUA	Fuh-new-uh
Louis GACHETTE	GUH-shet
Sampson GENUS	JEAN-us
Matt GROTHE	Growth-ee
Joe HERZHAUSER	HERZ-houz-ur
Matt HUNERS	HUE-nurs
AMARRI Jackson	UH-mar-ee
Jim LEAVITT	LEV-it
BROUCE MOMPRIEMER	Bruce Mom-pre-meer
Quincy OKOLIE	OH-kuh-lie
Mike PADILLA	Puh-dill-uh
Brandon PEGUESE	Puh-geese
ILIA PETROV	Eel-ee-uh Pet-trof
MOISE PLANCHER	Moses PLAN-chur
Darren POWE	Po
Danny VERPAELE	VUR-pail
TRAE Williams	Tray



POLL POSITION

In just its seventh season as a full-time member of the NCAA Football Bowl Subdivision, the University of South Florida football team made its first appearance in the USA Today Coaches Top 25 Poll and the AP Top 25 Poll on Sept. 16. Over the next four weeks, USF rose to No. 2 in the BCS & AP and No. 3 in the Coaches Poll.

USF IN THE RANKINGS

	AP	Coaches	Harris	BCS
PRE	RV	RV		
W1	RV	RV		
W2	RV	RV		
W3	23	24		
W4	18	18	20	
W5	6	9	10	
W6	5	5T	6	
W7	2	3	3	2
W8	11	12	12	10
W9	20	21	20	18

Below are some notes:

- USF was ranked for the first time exactly 10 years and 10 days after its inaugural game against Kentucky Wesleyan in 1997.
- USF earned an AP ranking 104 polls after becoming a full-time bowl eligible FBS member in 2001. The pace is one of the fastest in NCAA history
- USF became the fastest team in the modern era of college football to go from upstart NCAA FBS school to a top-10 ranking. There were 106 AP polls and 112 Coaches Polls since USF became a full-time FBS member in 2001.
- The same can be said about the top-5 ranking, which took USF 107 weeks to achieve.

BUILT FORD TOUGH

True-freshman Mike Ford is third on the USF team in rushing yards with 287 (41.0 per game) ... He is tied for the team lead with six rushing TD ... He also has one TD reception ... The Sarasota native scored from one yard out against Rutgers ... Ford scored from 12 yards out against UCF and ran for 39 yards in limited action ... He did not play against FAU ... Ford ran for 42 yards, including 35 on his opening carry, against West Virginia ... Had just 13 yards rushing against UNC, but broke the scoring open with a five yard TD run in the first quarter ... The Sarasota HS product ran for 74 yards, including 59 in the first half, and one TD at Auburn ... He set USF freshman debut record with 3 TDs, two rushing and one receiving against Elon ... The debut record, regardless of class, for TD in a USF debut was four by Jermaine Clemons in USF's inaugural game (9-6-97) ... Ford had runs of 21 and 48 yards, which accounted for a large chunk of his 83 yards on six carries ... After the game when Ford was asked about breaking two tackles on his 48-yard run, he just said that his style was, "Ford Tough" ... ESPN college basketball commentator Dick Vitale, who lives in Sarasota, put himself among the Ford backers after watching him as a high schooler and hearing about his production in the USF opener .

SEPTEMBER NUMBERS

USF owns a 26-17 record in the month of September ... This September was the first time in program history that USF has won four games in the opening month and the second time it has gone undefeated ... The Bulls were 3-0 in September of 1998 ... The Bulls have won three games in the in the opening month of the two prior seasons ... In 2005 USF went 3-1 with the lone loss coming to Penn State in the opener ... In 2006, the Bulls were 3-2 with wins in the first three games before narrow losses to Kansas and Rutgers.

USF BIG PLAYS (+25)

Oppt.	Yds.	Play	Qtr.	Player
UCF	75	Pass	4th	Carlton Mitchell
Auburn	59	Kick Ret.	4th	Jerome Murphy
WVU	55	Pass	2nd	Carlton Mitchell
UConn	54	Run	1st	Jamar Taylor
FAU	54	Run	4th	Benjamin Williams
UConn	53	Run	3rd	Matt Grothe
Elon	48	Run	4th	Mike Ford
WVU	44	Int.	2nd	Nate Allen
UCF	37	Punt Ret.	4th	Amarri Jackson
FAU	37	Kick Ret.	3rd	Jerome Murphy
UCF	36	Pass	4th	Amarri Jackson
UConn	35	Pass	3rd	Cedric Hill
WVU	35	Run	1st	Mike Ford
UCF	34	Pass	1st	Taurus Johnson
Rutgers	33	Pass	3rd	Carlton Mitchell
UNC	33	Kick Ret.	2nd	Taurus Johnson
Rutgers	32	Pass	4th	Amarri Jackson
UCF	32	Pass	3rd	Carlton Hill
FAU	32	Run	3rd	Matt Grothe
UNC	32	Pass	2nd	Cedric Hill
UCF	31	Pass	3rd	Benjamin Williams
UCF	30	Kick Ret.	1st	Taurus Johnson
UCF	29	Punt Ret.	4th	Amarri Jackson
Auburn	29	Kick Ret.	1st	Marcus Edwards
Rutgers	28	Pass	2nd	Jessie Hester Jr.
UCF	28	Pass	4th	Jessie Hester, Jr.
UNC	27	Pass	2nd	Benjamin Williams
Elon	27	Pass	3rd	Courtney Denson
Auburn	27	Kick Ret.	1st	Jerome Murphy
Auburn	27	Run	1st	Matt Grothe
UCF	26	Run	2nd	Matt Grothe
UCF	26	Pass	2nd	Benjamin Williams
WVU	26	Int.	1st	Ben Moffitt
UNC	26	Pass	1st	Edner Alcin
Rutgers	25	Pass	2nd	Marcus Edwards
UCF	25	Run	3rd	Matt Grothe

GROTHE IN GOOD COMPANY

• Matt Grothe has obviously established himself as the quarterback of the future for the Bulls ... Last season as a rookie, he put himself among some pretty good company with some of the best quarterbacks in BIG EAST history ... The following are freshman stats from a few of the league's all-time great field generals in addition to Grothe's freshman year stats :

MATT GROTHE - USF (2006)

Rushing				Passing				
GP	No.	Yds.	TD	Comp.	Att.	Int.	Yds.	TD
13	178	622	9	202	317	14	2,576	15

Glenn Foley - Boston College (1990)

Rushing				Passing				
GP	No.	Yds.	TD	Comp.	Att.	Int.	Yds.	TD
11	48	-82	0	182	349	21	2,189	11

Donovan McNabb - Syracuse (1995)

Rushing				Passing				
GP	No.	Yds.	TD	Comp.	Att.	Int.	Yds.	TD
12	131	291	3	128	207	6	1,991	16

Michael Vick - Virginia Tech (1999)

Rushing				Passing				
GP	No.	Yds.	TD	Comp.	Att.	Int.	Yds.	TD
10	110	580	8	90	152	5	1,840	12

HOME COOKING

USF has only lost two home games over the last two seasons and just eight since the 2000 season. The Bulls have recorded one home loss or gone undefeated in eight of 10 years. USF plays six home games in 2007 and is 4-0 at Raymond James Stadium so far. USF has won seven straight home games dating back to a Sept. 29 loss to Rutgers last season.

TIME TO STAND OUT

For redshirt-freshman Carlton Mitchell, it is time to make his own name in a circle of family and friends that is full of stand-outs.

Mitchell's mother, Angela, is the cut "man" for professional boxer Antonio Tarver. The cut man position is a male dominated occupation and Angela is considered a pioneer in the sport of boxing.

Tarver and Carlton have been close friends since the Bull wide receiver was 12. He is also close friends with Tarver's son, Antonio Jr.. Antonio Jr. is a freshman point guard at Daytona Beach Community College.

Carlton's father, Carl, is 6 feet 8 and played pro basketball in Europe for 12 years. His half-brother, Carl Jr., is 6-10 and playing professionally in the Dominican Republic.

In his first collegiate season, Mitchell has 15 receptions for 280 yards and two TDs. He was the first receiver to go for 100 yards in 2007 when he had 107 yards against UCF, including a 75-yard catch and score. He made Sportscenter's "Top-10 Plays" on the night of the West Virginia game (Sept. 28) after his 55-yard catch and score against the Mountaineers. Mitchell tip-toed the sideline after catching the ball on a crossing route before easily scoring. It was his first career TD. He leads the team in yards per reception at 35.9.

STUDENT ALLOTMENT INCREASES

After a turnout that exceeded the allotted number of seats for season opener against Elon, the University of South Florida athletics department has dramatically increased the number of tickets available to students for the remainder of the 2007 football season.

USF will now make 12,501 seats available to the student population. The USF ticket office allotted 8,000 for the Elon game and a student attendance numbered of 8,600.

"Our students support and interest is off the charts and that is why we made the decision to allocate 12,000 seats for students for the rest of the season," said Senior Associate Athletics Director Bill McGillis. "We had 8,600 for the opener and there is no question those numbers will grow. Student attendance is critical because they bring a level of energy, spirit and tradition that is unrivaled. Our intent is to have the largest student section in the BIG EAST and we will."

USF is the largest school in terms of enrollment, which tops out at over 44,000, in the BIG EAST and has the largest student section.

COACHING 'EM UP

USF head coach Jim Leavitt is now the sole remaining member of the original USF coaching staff from 1996 (when the program simply practiced for one year before playing). But Leavitt wastes no time pondering where everyone went. Rather, he's brought in Dan McCarney – only the longest tenured head coach in the Big 12 (at Iowa State) – and well-respected offensive coach Mike Canales, who was actually on that original USF staff before stints at NC State and Arizona as well as a stop in the NFL with the New York Jets. Canales will function as pass game coordinator and coach the receivers.

Also new to the full-time USF staff in 2007 are offensive line coach Mike Simmonds and tight ends coach Larry Scott, both of whom were graduate assistants in 2006. Meanwhile, Greg Gregory returns for his third year on the staff, but his first in the role of offensive coordinator.

DENSON CLOSES THE BOOKS

WR Courtney Denson has already earned a BA in communications from USF. What makes his graduation even more impressive is that he transferred from Auburn, but didn't allow the change of scenery to slow his academic pursuits. He is currently pursuing a second major in Africana Studies.

USF HONORS DORSEY & CAMON

The 2007 USF Bulls have two stickers, bearing the initials "JC" and "KD," for former Bulls defensive back Javan Camon, who died after a collision in an indoor football game in February, and Keeley Dorsey, the freshman running back who collapsed and died during a team conditioning workout in January.

USF also observed a moment of silence in honor of Dorsey, Camon and late Sun Dolls coach Caroline Wiren, who died in May due to complications from labor, prior to the Elon game.


IS THAT THE WING T?

USF unveiled a new formation in its win over Elon that reminds many of the famed Wing T. The Bulls lined up three running backs and stocked the line with two tight ends. Senior RB Ben Williams was flanked by Jamar Taylor and Mike Ford in the set-up. USF used the formation twice against the Phoenix. USF has used the formation a number of times this season.

USF SCORING DRIVES

Game	Qtr.	Pts.	P-Y-TOP	Players
Elon	2	TD	10-73-3:43	Grothe-Ford 1-yd
Elon	2	TD	7-68-2:35	Mike Ford 21-yd
Elon	3	TD	7-64-1:33	Amarri Jackson 24-yd
Elon	4	TD	4-59-1:00	Mike Ford 1-yd
Auburn	1	TD	5-45-1:48	Matt Grother 1-yd
Auburn	1	TD	7-69-2:23	Mike Ford 2-yd
Auburn	4	FG	11-44-3:35	Delbert Alvarado 38-yd
Auburn	4	FG	6-30-1:59	Delbert Alvarado 19-yd
Auburn	OT	TD		Grothe-Hester, Jr. 14-yd
UNC	1	TD	9-78-3:23	Mike Ford 4-yd
UNC	1	TD	10-83-3:44	Grothe-Jackson 12-yd
UNC	2	FG		Delbert Alvarado 32-yd
UNC	3	FG	4-(-5)-1:16	Delbert Alvarado 40-yd
UNC	3	TD	7-33-3:18	Benjamin Williams 5-yd
WVU	1	Int		Ben Moffitt 26-yd
WVU	2	TD	3-57-1:31	Carlton Mitchell 55-yd
WVU	3	TD	13-74-4:46	Jamar Taylor 19-yd
FAU	1	TD	7-62-2:24	Benjamin Williams 5-yd
FAU	3	TD	9-76-3:00	Benjamin Williams 9-yd
FAU	3	TD	6-54-2:41	Matt Grothe 32-yd
FAU	4	TD	1-54-0:14	Benjamin Williams 54-yd
FAU	4	TD	3-21-1:09	Benjamin Williams 9-yd
UCF	1	FG	8-10-3:02	Delbert Alvarado 34-yd
UCF	1	TD	4-37-0:29	Mike Ford 3-yd
UCF	1	Safety		Richard Clebert
UCF	2	TD	3-20-0:35	Matt Grothe 6-yd
UCF	2	FG	7-33-2:42	Delbert Alvarado 35-yd
UCF	2	TD	7-69-1:01	Taurus Johnson 9-yd
UCF	3	TD	8-64-3:03	Matt Grothe 6-yd
UCF	3	TD	8-81-3:31	Cedric Hill 7-yd
UCF	4	TD	6-53-2:39	Taurus Johnson 9-yd
UCF	4	TD	3-86-1:08	Carlton Mitchell 75-yd
UCF	4	TD	4-24-0:54	Jessie Hester, Jr. 28-yd
Rutgers	1	FG	8-34-3:35	Delbert Alvarado 47-yd
Rutgers	1	TD	5-57-1:31	Matt Grothe 18-yd
Rutgers	2	TD	1-18-0:21	Jessie Hester Jr. 28-yd
Rutgers	3	FG	10-62-2:38	Delbert Alvarado 34-yd
Rutgers	4	TD	8-70-2:37	Mike Ford 1-yd
UConn	3	Safety		Jerome Murphy blocked punt
UConn	3	TD	3-63-0:29	Matt Grothe 10-yd
UConn	4	FG	10-52-3:46	Delbert Alvarado 47-yd
UConn	4	FG	10-37-3:11	Delbert Alvarado 27-yd


BULL AWARD CANDIDATES



▷▷▷ **FS NATE ALLEN**

ALL-BIG EAST & ALL-AMERICA CANDIDATE


- Three interceptions, 55 tackles, one forced fumble, two fumble recoveries this season.
- Youngster has only started eight games, all this season. • 52nd in the country with 3 INT.
- Named Nagurski/FWAA National Defensive Player of the Week on Sept. 11.
- Also named BIG EAST Defensive Player of the Week after win at Auburn.



▷▷▷ **QB MATT GROTHE**

MAXWELL, MANNING, ALL-AMERICA CANDIDATE


- Started 20 consecutive games, tossed a TD in 12 of last 14.
- Rushed for 100 yards in 3 of the last 4 games.
- Leading team in rushing with 550 yards and six rushing TD.
- Eight passing TDs and 1,557 yards.
- Freshman All-American - Honorable Mention (*The Sporting News*).
- Needed just 20 games to become 1,000 yard rusher.
- Set USF freshman records for passing yards (2,576), rushing yards (622), total yards (3,198) and rushing touchdowns (9).
- His freshman campaign will go down as one of best in BIG EAST history. • 2006 BIG EAST Rookie of the Year.



▷▷▷ **CB MIKE JENKINS**

ALL-AMERICA CANDIDATE


- 39 career pass breakups, five interceptions, three fumbles forced. • 10 pass breakups this season, ranks 7th in NCAA.
- Rated as No. 1 senior cornerback, ninth best prospect by NFL Draft expert by Mel Kiper Jr. of ESPN.com.
- 17 pass breakups and 27 tackles as an in-your-shirt cover corner in 2006.
- QBs shying away from him, cost him more 2006 postseason acclaim.
- Started 30 of the last 31 games. • 2007 Preseason All-BIG EAST



▷▷▷ **LB BEN MOFFITT**

BUTKUS, LOTT & ALL-AMERICA CANDIDATE


- Leads one of NCAA's best defenses with 71 tackles this season. • Named Camp & Nagurski Defensive POW (9/30, 10/1)
- A man among college students, he commutes 110 miles every day from home with wife and two children in Sumter County.
- Recorded 112 tackles, 11 for loss, four sacks, one forced fumble and two fumble recoveries last season.
- Racked up 96 tackles with 15 for loss as a sophomore in 2005. • On latest lists for Butkus & Lott Trophy.
- Started 37 straight games, dating back to redshirt-freshman season. • No. 4 in career tackles (302)



▷▷▷ **DE GEORGE SELVIE**

HENDRICKS, LOMBARDI, BEDNARIK & ALL-AMERICA CANDIDATE

- Leads NCAA with 13.5 sacks and 23.5 tackles for loss this season. • Tied USF record with four sacks versus Elon.
- Already set USF single season record with 13.5 sacks and 23.5 TFL. • Broke USF school record with six TFL against Elon.
- Surpassed freshman campaign total of 5.5 sacks in just two games. • On Hendricks, Lombardi & Bednarik lists
- 19 career sacks places him at No. 2 on USF career top-10 despite only playing 21 career games.



▷▷▷ **CB TRAE WILLIAMS**

ALL-AMERICA CANDIDATE

- 2006 BIG EAST First Team selection. • 10 Interceptions in last 20 games. • Third in NCAA since 2006 with 10 interceptions.
- Ninth in NCAA with 9 pass breakups. • 7 interceptions in 2006 was fifth best in NCAA. • 40 career starts, including 22 straight.
- 26 career pass breakups (10 in 2006), 151 career tackles (41 in 2007). • Second in USF history with 13 career picks.
- Sited by ESPN.com as part of the best corner duo in BIG EAST and Florida. • Predicted as 2nd round NFL Draft pick.

WEIGHT ROOM

Below are the top lifting & testing numbers at each position.

Bench

DB - J.Jenkins	370 (21)
DB - M.Jenkins	370 (21)
DE - Buie	430 (29)
DL - Clebert	540 (43)
LB - Miller	415 (27)
OL - Huners	440 (30)
QB - Gregory	355 (19)
RB - Kelly	380 (22)
TE - Busbee	370 (21)
WR - Hanks	365 (20)

Vertical

DB - Murphy	35
DE - Aycox & Buie	33
DL - Dampier	31 inches
LB - Miller	37
OL - Sims	30
QB - Gregory	33
RB - Samuels	36.5
TE - Okolie	35
WR - Erskin	36.5
WR - Edwards	36.5

() - indicates bench press reps at 225.

WEIGHT GAINS

Below are the players that according to Assistant AD for Strength and Conditioning Ron McKeefery made the most significant weight gains this off-season:

DE Jariett Buie	+12lbs
OT Marcus Dile	+14 lbs
QB Matt Grothe	+11 lbs
DT Aaron Harris	+20 lbs
TE Cedric Hill	+10 lbs
LB Sam Miller	+14 lbs
LB Ben Moffitt	+5 lbs
TE Quincy Okolie	+29 lbs
DT Brandon Peguese	+21 lbs
LB Chris Robinson	+12 lbs
DE George Selvie	+ 9 lbs

McKeefery also praised OL Walter Walker and DT Richard Clebert for dropping a significant amount of body fat, while maintaining their weight.

THE TOP FIVE

Below are the top five lifting and testing numbers, regardless of position:

Bench

Clebert	540
Huners	440
Riley	440
Buie	430
Cray	430
Schmidt	430
Griffin	430

Bench Press Reps at 225

Clebert	43
Huners	30
Riley	30
Buie	29
Cray	29
Schmidt	29
Griffin	29

Vertical

Miller	37.0
McQueen	37.0
Samuels	36.5
Edwards	36.5
Erskin	36.5
Carlton Mitchell	36.0
Hess	36.0

Shuttle

Edwards	43.45
Love	44.92
Richardson	44.95
Gregory	45.37
Tr. Williams	45.74
Cannon	45.95
Williams	45.99

Broad Jump

Erskin	10'5"
Carlton Mitchell	10'3"
Hanks	10'2"
Hess	10'2"
Cedric Hill	10'1"

FUTURE SCHEDULES

While the BIG EAST portion of USF's schedule will be set on an annual basis, the following non-conference games have been scheduled – and are subject to change. All caps indicates home games:

2008

Aug. 30	TENN. MARTIN
Sept. 6	at UCF
Sept. 13	KANSAS
Sept. 20	at FIU
Sept. 27	at NC State

2009

Sept. 5	WOFFORD
Sept. 19	FIU
Sept. 26	MIAMI
Oct. 10	at Indiana

2010

Sept. 4	SAMFORD
Sept. 11	at Florida
Oct. 2	FAU
Nov. 27	at Miami

2011

Nov. 26	MIAMI
---------	-------

2012

Sept. 8	MICHIGAN STATE
Nov. 24	at Miami

2013

Sept. 7	at Michigan State
Sept. 14	FAU
Nov. 30	MIAMI

2014

Sept. 13	NC State
----------	----------

2015

TBA	at Florida
-----	------------

2016

TBA	INDIANA
-----	---------

OPPONENT BIG PLAYS (+25)

Oppt.	Yds.	Play	Qtr.	Player
Rutgers	69	Pass	3rd	Tiquan Underwood
FAU	47	Pass	4th	Dilvory Edgecomb
WVU	43	Pass	4th	Dorrell Jalloh
UCF	42	Pass	2nd	Kevin Smith
Elon	41	Pass	2nd	Scott Riddle
UConn	38	Pass	4th	D.J. Hernandez
Rutgers	37	Kick Ret.	3rd	James Townsend
WVU	37	Run	3rd	Noel Devine
Auburn	37	Kick Ret.	1st	Mario Fannin
Rutgers	36	Pass	1st	James Townsend
Auburn	36	Run	2nd	Ben Tate
FAU	34	Kick Ret.	3rd	Dilvory Edgecomb
Auburn	34	Kick Ret.	4th	Mario Fannin
Rutgers	33	Run	3rd	Ray Rice
Rutgers	32	Kick Ret.	4th	Tim Brown
FAU	32	Kick Ret.	4th	Dilvory Edgecomb
FAU	32	Pass	3rd	Jason Harmon
WVU	32	Pass	3rd	Tito Gonzales
UNC	32	Kick Ret.	1st	Brandon Tate
UCF	31	Kick Ret.	3rd	Curtis Francis
Auburn	30	Pass	2nd	Carl Stewart
UCF	29	Kick Ret.	1st	Curtis Francis
UCF	28	Kick Ret.	4th	Curtis Martin
WVU	28	Pass	2nd	Dorrell Jalloh
UConn	27	Pass	2nd	Andre Dixon
UCF	27	Kick Ret.	2nd	Curtis Francis
WVU	27	Run	4th	Jarrett Brown
Elon	26	Pass	4th	Scott Riddle
WVU	26	Pass	2nd	Darius Reynaud
WVU	26	Kick Ret.	1st	Noel Devine
UConn	25	Run	2nd	Andre Dixon
UCF	25	Kick Ret.	1st	Curtis Francis
FAU	25	Run	3rd	Dilvory Edgecomb
Auburn	25	Kick Ret.	1st	Patrick Lee

OPPONENT SCORING DRIVES

Team	Qtr.	Pts.	P-Y-TOP	Players
Elon	2	FG	7-56-2:19	Andrew Wilcox 37-yd
Elon	3	FG	16-60-5:58	Andrew Wilcox 37-yd
Elon	4	TD	10-72-4:00	Riddle-Hudgins 26-yd
Auburn	1	FG	9-48-2:56	Wes Byrum 49-yd
Auburn	2	TD	7-65-2:41	Mario Fannin 2-yd
Auburn	2	TD	8-37-3:29	Cox-McKenzie 3-yd
Auburn	4	FG	9-51-3:19	Wes Bynum 46-yd
Auburn	OT	FG		Wes Bynum 39-yd
UNC	2	FG		Connor Barth 40-yd
UNC	4	TD	11-62-5:06	Ryan Houston 5-yd
WVU	2	FG	15-62-6:09	Pat McAfee 36-yd
WVU	3	FG	10-62-4:20	Pat McAfee 35-yd
WVU	4	TD	12-85-5:17	Darius Reynaud 9-yd
FAU	2	TD	4-11-1:44	Cortez Gent 12-yd
FAU	3	TD	8-59-2:19	Jason Harmon 5-yd
FAU	3	FG	9-60-3:32	Warley Leroy 22-yd
FAU	4	TD	9-80-3:12	Dilvory Edgecomb 47-yd
UCF	1	TD	8-56-3:04	Kyle Israel 2-yd
UCF	2	FG	9-60-5:07	Michael Torres 35-yd
UCF	4	Safety		Sha'reff Rashad
Rutgers	1	FG	12-72-4:52	Jeremy Ito 26-yd
Rutgers	2	TD	13-73-5:49	Tiquan Underwood 3-yd
Rutgers	2	FG	10-48-1:01	Jeremy Ito 40-yd
Rutgers	3	TD	3-75-1:25	Tiquan Underwood 69-yd
Rutgers	3	TD	9-70-4:45	Kevin Brock 15-yd
Rutgers	4	FG	4-5-0:50	Jeremy Ito 51-yd
UConn	1	FG	13-76-5:23	Tony Ciaravino 22-yd
UConn	2	TD	14-80-5:44	Steve Brouse 3-yd
UConn	2	INT-TD	0-23-0	Scott Lutrus 23-yd
UConn	3	FG	12-51-4:04	Tony Ciaravino 27-yd
UConn	4	FG	6-50-2:18	Tony Ciaravino 20-yd

BIG EAST STANDINGS

School	BIG EAST					OVERALL					N	Streak		
	W-L	Pct.	PF	PA	H	A	W-L	Pct.	PF	PA			H	A
Connecticut	3-0	1.000	77	46	2-0	1-0	7-1	.875	242	104	5-0	2-1	0-0	Won 2
West Virginia	2-1	.667	99	38	0-0	2-1	7-1	.875	324	119	3-0	4-1	0-0	Won 3
Rutgers	2-2	.500	94	100	1-2	1-0	5-3	.625	256	161	4-3	1-0	0-0	Lost 1
Louisville	2-2	.500	104	100	1-1	1-1	5-4	.556	333	246	3-2	2-2	0-0	Won 1
Cincinnati	1-2	.333	69	75	0-1	1-1	6-2	.750	301	128	3-1	3-1	0-0	Lost 2
USF	1-2	.333	63	65	1-0	0-2	6-2	.750	253	146	4-0	2-2	0-0	Lost 2
Pittsburgh	1-2	.333	55	75	1-1	0-1	3-5	.375	188	197	2-3	0-3	0-0	Lost 1
Syracuse	1-2	.333	66	128	0-2	1-0	2-6	.250	132	275	1-4	1-2	0-0	Won 1

2007 OPPONENTS SCHEDULE/RESULTS

ELON

Date	Opponent	Result
Sept. 1	at USF	L, 28-13
Sept. 8	West Virginia Wesleyan	W, 59-16
Sept. 22	Liberty	W, 42-14
Sept. 29	Appalachian State*	L, 49-32
Oct. 6	at Western Carolina*	W, 59-16
Oct. 13	Georgia Southern*	W, 36-33 (20T)
Oct. 20	at Wofford*	W, 24-13
Oct. 27	Chattanooga*	W, 38-28
Nov. 3	at Furman*	
Nov. 10	at The Citadel*	
Nov. 17	Stony Brook	

* Southern Conference game

AUBURN

Date	Opponent	Result
Sept. 1	Kansas State	W, 23-13
Sept. 8	USF	L, 26-23 (OT)
Sept. 15	Mississippi State*	L, 19-14
Sept. 22	New Mexico State	W, 55-20
Sept. 29	at Florida*	W, 20-17
Oct. 9	Vanderbilt*	W, 35-7
Oct. 13	at Arkansas*	W, 9-7
Oct. 20	at LSU*	L, 30-24
Oct. 27	Ole Miss*	W, 17-3
Nov. 3	Tennessee Tech	
Nov. 10	at Georgia*	
Nov. 24	Alabama*	

NORTH CAROLINA

Date	Opponent	Result
Sept. 1	James Madison	W, 37-14
Sept. 8	at East Carolina	L, 34-31
Sept. 15	Virginia*	L, 22-20
Sept. 22	at USF	L, 37-20
Sept. 29	at Virginia Tech*	L, 17-10
Oct. 6	Miami*	W, 33-27
Oct. 13	South Carolina	L, 21-15
Oct. 27	at Wake Forest*	L, 37-10
Nov. 3	Maryland*	
Nov. 10	at North Carolina State*	
Nov. 17	at Georgia Tech*	
Nov. 24	Duke*	

WEST VIRGINIA

Date	Opponent	Result
Sept. 1	Western Michigan	W, 62-24
Sept. 8	at Marshall	W, 28-23
Sept. 13	at Maryland	W, 31-14
Sept. 22	East Carolina	W, 48-7
Sept. 28	at USF*	L, 21-13
Oct. 6	at Syracuse*	W, 55-14
Oct. 20	Mississippi State	W, 38-13
Oct. 27	at Rutgers*	W, 31-3
Nov. 8	Louisville*	
Nov. 17	at Cincinnati*	
Nov. 24	Connecticut*	
Dec. 1	Pittsburgh	

FLORIDA ATLANTIC

Date	Opponent	Result
Sept. 1	Middle Tennessee State*	W, 27-14
Sept. 8	at Oklahoma State	L, 42-6
Sept. 15	Minnesota	W, 42-39
Sept. 22	at North Texas*	W, 30-20
Sept. 29	at Kentucky	L, 45-17
Oct. 6	USF	L, 35-23
Oct. 20	at Louisiana-Lafayette*	W, 39-32
Oct. 27	Louisiana-Monroe*	L, 33-30
Nov. 10	Arkansas State*	
Nov. 17	at Florida	
Nov. 24	at Florida International*	
Dec. 1	at Troy*	

UCF

Date	Opponent	Result
Sept. 1	at North Carolina State	W, 25-23
Sept. 15	Texas	L, 35-32
Sept. 22	Memphis*	W, 56-20
Sept. 29	Louisiana-Lafayette	W, 37-19
Oct. 6	at East Carolina*	L, 52-38
Oct. 13	at USF	L, 64-12
Oct. 20	Tulsa*	W, 44-23
Oct. 28	at Southern Miss*	W, 34-17
Nov. 3	Marshall*	
Nov. 10	at UAB*	
Nov. 17	at SMU*	
Nov. 24	UTEP*	

RUTGERS

Date	Opponent	Result
Aug. 30	Buffalo	W, 38-3
Sept. 7	Navy	W, 41-24
Sept. 15	Norfolk State	W, 59-0
Sept. 29	Maryland	L, 34-24
Oct. 6	Cincinnati*	L, 28-23
Oct. 13	at Syracuse*	W, 38-14
Oct. 18	USF*	W, 30-27
Oct. 27	West Virginia*	L, 31-3
Nov. 3	at Connecticut*	
Nov. 9	at Army*	
Nov. 17	Pittsburgh*	
Nov. 29	at Louisville*	

CONNECTICUT

Date	Opponent	Result
Sept. 1	at Duke	W, 45-14
Sept. 8	Maine	W, 38-0
Sept. 15	Temple	W, 22-17
Sept. 22	at Pittsburgh*	W, 34-14
Sept. 29	Akron	W, 44-10
Oct. 13	at Virginia	L, 17-16
Oct. 20	Louisville*	W, 21-17
Oct. 27	USF*	W, 22-15
Nov. 3	Rutgers*	
Nov. 10	at Cincinnati*	
Nov. 17	Syracuse*	
Nov. 24	at West Virginia*	

CINCINNATI

Date	Opponent	Result
Aug. 30	Southeast Missouri State	W, 59-3
Sept. 6	Oregon State	W, 34-3
Sept. 15	at Miami (Ohio)	W, 47-10
Sept. 22	Marshall	W, 40-14
Sept. 29	at San Diego State	W, 52-23
Oct. 6	at Rutgers*	W, 28-23
Oct. 13	Louisville*	L, 28-24
Oct. 20	at Pittsburgh*	L, 24-17
Nov. 3	at USF*	
Nov. 10	Connecticut*	
Nov. 17	West Virginia*	
Nov. 24	at Syracuse*	

SYRACUSE

Date	Opponent	Result
Aug. 31	Washington	L, 42-12
Sept. 8	at Iowa	L, 35-0
Sept. 15	Illinois	L, 41-20
Sept. 22	at Louisville*	W, 38-35
Sept. 29	at Miami (Ohio)	L, 17-14
Oct. 6	West Virginia*	L, 55-14
Oct. 13	Rutgers*	L, 38-14
Oct. 20	Buffalo	W, 20-12
Nov. 3	at Pittsburgh*	
Nov. 10	USF*	
Nov. 17	at Connecticut*	
Nov. 24	Cincinnati*	

LOUISVILLE

Date	Opponent	Result
Aug. 30	Murray State	W, 73-10
Sept. 6	Middle Tennessee State	W, 58-42
Sept. 15	at Kentucky	L, 40-34
Sept. 22	Syracuse*	L, 35-38
Sept. 29	at North Carolina State*	W, 29-10
Oct. 5	Utah	L, 44-35
Oct. 13	at Cincinnati*	W, 28-24
Oct. 19	at Connecticut*	L, 21-17
Oct. 27	Pittsburgh*	W, 24-17
Nov. 8	at West Virginia*	
Nov. 17	at USF*	
Nov. 29	Rutgers*	

PITTSBURGH

Date	Opponent	Result
Sept. 1	Eastern Michigan	W, 27-3
Sept. 8	Grambling	W, 34-10
Sept. 15	at Michigan State	L, 17-13
Sept. 22	Connecticut*	L, 14-34
Sept. 29	at Virginia	L, 44-14
Oct. 13	Navy	L, 48-45
Oct. 20	Cincinnati	W, 24-17
Oct. 27	at Louisville*	L, 24-17
Nov. 3	Syracuse*	
Nov. 17	at Rutgers*	
Nov. 24	USF*	
Dec. 1	at West Virginia*	

* Indicates Conference Game



SCORING BY QUARTERS

	1	2	3	4	OT	
Cincinnati	7	0	3	0	7	17
USF	0	0	7	3	14	24

Attendance: 28,616

Time: 3:31

First Quarter

UC - Daniels 2-yard pass from Guidugli (Manfredini kick).
Time left: :08. Drive: 15 plays, 76 yards, 7:06. UC 7, USF 0.

Third Quarter

USF - Hicks 36-yard pass from Julmiste (Gramatica kick). Time left: 7:34. Drive: 10 plays, 64 yards, 4:14. USF 7, UC 7.

UC - Ervin 38-yard FG. Time left: 3:54. Drive: 11 plays, 59 yards, 3:40. UC 10, USF 7.

Fourth Quarter

USF - Gramatica 30-yard FG. Time left: 3:33. Drive: 12 plays, 39 yards, 4:20. USF 10, UC 10.

FIRST OVERTIME

UC - Hart 25-yard pass (Manfredini kick). Drive: 2 plays, 25 yards. UC 17, USF 10.

USF - Fisher 4-yard rush (Gramatica kick). Drive: 7 plays, 25 yards. USF 17, UC 17.

SECOND OVERTIME

USF - D. Green 25-yard rush (Gramatica kick). Drive: 1 play, 25 yards. USF 24, UC 17.

Team Statistics

	UC	USF
First Downs	21	19
Rushes-Yards	49-118	48-168
Passing Yards	212	100
Comp-Att-Int	20-36-2	14-31-0
Total Yards	330	268
Punts-Avg.	6-38.8	8-36.3
Punt Returns	2-14	3-11
Kickoff Returns	2-32	2-40
Interception Returns	0-0	2-2
Penalties-Yards	7-70	7-74
Fumbles-Lost	1-1	0-0
Sacks By	3-20	1-7
Third Down Conversions	9-20	10-20
Fourth Down Conversions	1-2	0-1
Time of Possession	34:42	25:18

2003 RECAP: USF 24, CINCINNATI 17 (2 OT)

RAYMOND JAMES STADIUM • TAMPA, FLA.

OCT. 31, 2003 • 7:30 P.M. •

CINCINNATI 4-4 (2-3) • USF 5-3 (3-2)

Reserve quarterbacks Brian Fisher and Pat Julmiste rallied USF in the second half and in overtime to keep the team's bowl hopes alive... The duo was a combined 13-of-24 for 97 yards through the air and rushed for 69 yards on 19 carries... USF trailed the entire game, tying it via a Santiago Gramatica 30-yard field goal with 3:33 remaining in the fourth quarter and taking its first lead when DeJuan Green scored on a 25-yard run in the second overtime... Huey Whittaker left the game with a sprained ankle in the third quarter but returned to block a 40-yard Cincinnati field goal attempt on the final play of regulation; the block was his second of the season... J.R. Reed recorded a school-record 19 tackles and intercepted his third pass of the season; the pick was his school-record 14th... The win in front of an ESPN2 audience was USF's first on national television after three losses... USF won its sixth consecutive Homecoming game; the Bulls are 6-1 on Homecoming... The Bulls improved to 3-0 in overtime (USF 42, New Hampshire 41, Oct. 23, 1999, in two overtimes, USF 31, Louisville 28, Oct. 4, 2003, in two overtimes)... The meeting was the first between the two schools.

UC

Rushing	Att	Yds	TD	Lg
Richard Hall	23	46	0	7
Carl Jones	14	39	0	11
Gino Guidugli	5	13	0	8
Terry Arnold	4	11	0	4
Kyle Koester	1	9	0	9
George Murray	2	0	0	2

Passing	Att	Cmp	Yds	TD	Int	Lg
Gino Guidugli	36	20	212	2	2	27

Receiving	No	Yds	TD	Lg
Dennis Hart	4	49	1	25
Booker Vann	3	35	0	27
Carl Jones	3	33	0	13
Thaddeus Lewis	2	31	0	23
George Murray	2	15	0	10
Hannibal Thomas	2	12	0	7
Richard Hall	1	22	0	22
Terry Arnold	1	9	0	9
Bill Poland	1	4	0	4
Mike Daniels	1	2	1	2

Punting	No	Yds	Avg	Lg
Chet Ervin	6	233	38.8	56

Punt Returns	No	Yds	Lg
Carl Jones	2	14	8

Kickoff Returns	No	Yds	Lg
Tedric Harwell	2	32	20

Defensive Leaders

Unassisted Tackles: 9 - Jamar Enzor, 6 - Fran Callicott, 4 - Tyjuan Hagler, Jason Russell;
Assisted Tackles: 7 - Fran Callicott, 6 - Jamar Enzor, 5 - Tyjuan Hagler; Total Tackles: 15 - Jamar Enzor, 13 - Fran Callicott, 9 - Tyjuan Hagler, 7 - Jason Russell.
Total Tackles: 12 - Danny Lansahan; Sacks: 1.5 - Dan Davis; Interceptions: 1 - James Hargrave, Tyvon Branch, Darius Butler

USF

Rushing	Att	Yds	TD	Lg
DeJuan Green	15	66	1	25
Brian Fisher	12	48	1	17
Clenton Crossley	11	35	0	7
Pat Julmiste	7	21	0	9
Team	1	-1	0	0
Ronnie Banks	2	-1	0	0

Passing	Att	Cmp	Yds	TD	Int	Lg
Pat Julmiste	12	5	67	1	0	36
Brian Fisher	12	8	30	0	0	10
Ronnie Banks	6	1	3	0	0	3
Brandon Baker	1	0	0	0	0	0

Receiving	No	Yds	TD	Lg
Clenton Crossley	4	0	0	3
Elgin Hicks	3	60	1	36
DeJuan Green	2	13	0	8
Allynson Sheffield	2	12	0	7
Travus Lipp	1	10	0	10
Brian Fisher	1	3	0	3
Maurice Jones	1	2	0	2

Punting	No	Yds	Avg	Lg
Brandon Baker	8	290	36.3	51

Punt Returns	No	Yds	Lg
Brian Fisher	3	11	11

Kickoff Returns	No	Yds	Lg
Clenton Crossley	1	13	13
J.R. Reed	1	27	27

Defensive Leaders

Unassisted Tackles: 9 - J.R. Reed, 8 - Courtney Davenport, 7 - Lee Roy Selmon, Kevin Verpaele, 6 - Maurice Jones, Terrence Royal; Assisted Tackles: 10 - J.R. Reed, 5 - Kevin Verpaele, 4 - Lee Roy Selmon Jr.; Total Tackles: 19 - J.R. Reed, 12 - Kevin Verpaele, 11 - Courtney Davenport, Lee Roy Selmon.



2004 RECAP: CINCINNATI 45, USF 23

NIPPERT STADIUM • CINCINNATI, OHIO.

NOV. 20, 2004 • 3:30 P.M.

USF 4-5 (3-4) • CINCINNATI 6-4 (5-2)

SCORING BY QUARTERS

	1	2	3	4	F
USF	10	7	0	6	23
Cincinnati	7	17	7	14	45

Attendance: 19,309 Time: 3:26

First Quarter

USF - Geisler 44-yard field goal. Time left: 6:37. Drive: 5 plays, 62 yards, 0:19. USF 3, UC 0.

UC - Hall, 3-yard run (Lovell kick). Time left: 5:07. Drive: 5 plays, 75 yards, 1:30. UC 7, USF 3.

USF - Hall, 4-yard run (Geisler kick). Time left: 00:39. Drive: 11 plays, 80 yards, 4:28. USF 10, UC 7.

Second Quarter

UC - Benton, 48-yard run (Lovell kick) Time left: 12:10. Drive: 7 plays, 80 yards, 3:29. UC 14, USF 10.

UC - Lovell 27-yard field goal. Time left: 5:40. Drive: 10 plays, 39 yards, 4:39. UC 17, USF 10.

USF - Kobel, 0-yard fumble recovery (Geisler kick). Time left: 2:21. USF 17, UC 17.

UC -Poland, 49-yard pass from Guidugli (Lovell kick). Time left: 1:25. Drive: 5 plays, 80 yards, 0:56. UC 24, USF 17.

Third Quarter

UC - Glatthaar, 22-yard run (Lovell kick). Time left: 6:09. Drive: 6 plays, 68 yards, 2:48. UC 31, USF 17.

Fourth Quarter

UC - Jones, 17-yard pass from Guidugli (Lovell kick). Time left: 12:11. Drive: 5 plays, 74 yards, 2:49. UC 38, USF 17.

UC — Celek, 6-yard pass from Guidugli (Lovell kick). Drive: 8 plays, 68 yards, 4:12. UC 45, USF 17.

USF — Chambers, 16-yard pass from Julmiste (Pass failed). Time left: 4:17. Drive: 7 plays, 74 yards, 2:08. USF 23, UC 45.

Team Statistics

	UC	USF
First Downs	17	30
Rushes-Yards	28-180	39-200
Passing Yards	143	377
Comp-Att-Int	14-32-0	30-37-0
Total Yards	323	577
Punts-Avg.	7-40.0	3-40.0
Punt Returns	0-0	2-30
Kickoff Returns	5-100	2-38
Interception Returns	0-0	0-0
Penalties-Yards	7-73	6-59
Fumbles-Lost	0-0	1-1
Sacks By	1-2	5-22
Third Down Conversions	2-12	7-12
Fourth Down Conversions	0-0	0-1
Time of Possession	24:22	35:38

USF put itself flat up against the wall in its bid for a first-ever Bowl appearance, losing 45-23 at Cincinnati in a game that saw the Bearcats rack up 577 yards of offense, the highest-ever against a USF team . . . Cincinnati's Gino Guidugli threw for a personal career-best 377 yards on 30 of 36 passing to lead the Bearcat offense and give his team a sixth win to become Bowl-eligible. USF meanwhile, must win two straight home games against Memphis on November 27 and Pittsburgh December 4 to become Bowl-eligible . . . The day appeared to start well for USF with Andre Hall running for 46 yards on the second play of the game and for 60 yards on the first play of the Bulls' second drive. But other than Hall eclipsing the 1,000-yard mark on the season and setting the school's single season record, the Bulls had just three points on Justin Geisler's career-long 44-yard field goal to show for it . . . However, after Cincinnati took a 7-3 lead on a three-yard run by Richard Hall to cap a five-play, 75-yard drive, the Bulls responded with an 11-play, 80-yard drive, culminating with Andre Hall's four-yard run for a 10-7 USF lead . . . Cincinnati came back with 10 straight points for a 17-10 lead at the 5:40 mark of the second quarter, but after Bruce Gipson downed a Brandon baker punt inside the one-yard line, Terrance Royal forced a Cincinnati fumble in the end zone and Craig Kobel recovered for the score and a 17-17 tie at the 2:21 mark . . . With the look of a halftime tie in the making, Cincinnati grabbed control of the game and never let up, getting in a 49-yard scoring pass from Guidugli to Bill Poland with just 1:25 remaining in the half. Then, the Bearcats outscored the Bulls 21-6 in the second half, with USF's lone score coming on a 16-yard pass from Pat Julmiste to freshman Jackie Chambers . . . Andre Hall finished with 155 yards on 16 carries and now has 1,138 yards on the season. His fifth 100-yard rushing game of the season (three in last four games) is also a USF record and he tied the school record for total touchdowns in a season with 12.

UC

Rushing	Att	Yds	TD	Lg
Butler Benton	5	70	1	48
Richard Hall	18	62	1	31
Brad Glatthaar	8	54	1	22
Mike Daniels	4	20	0	11
Doug Jones	1	1	0	1
Gino Guidugli	1	-2	0	0

Passing	Att	Cmp	Yds	TD	Int	Lg
Gino Guidugli	36	30	377	3	0	49

Receiving	No	Yds	TD	Lg
Hannibal Thomas	10	162	0	40
Doug Jones	6	51	1	17
George Murray	3	34	1	16
Brent Celek	3	24	1	13
Richard Hall	3	12	0	9
Earnest Jackson	2	23	0	18
Mike Daniels	2	22	0	14
Bill Poland	1	49	1	49

Punting	No	Yds	Avg	Lg
Chet Ervin	3	120	40.0	47

Punt Returns	No	Yds	Lg
Mike Daniels	2	30	20

Kickoff Returns	No	Yds	Lg
Mike Daniels	2	38	25

Defensive Leaders

Unassisted Tackles: 5 — Tyjuan Hagler;
Assisted Tackles: 4 — Doug Monaghan, Jamar Enzor; Total Tackles: 7 — Tyjuan Hagler.

USF

Rushing	Att	Yds	TD	Lg
Andre Hall	16	155	1	60
Clenton Crossley	4	28	0	11
J.B. Garriss	1	7	0	7
Pat Julmiste	7	-10	0	10

Passing	Att	Cmp	Yds	TD	Int	Lg
Pat Julmiste	32	14	143	1	0	22

Receiving	No	Yds	TD	Lg
Jackie Chambers	4	40	1	16
Johnny Peyton	3	53	0	22
S.J. Green	2	11	0	9
Mark Feldman	1	12	0	12
J.B. Garriss	1	12	0	12
Allynson Sheffield	1	7	0	7
Mike Ruegger	1	6	0	6
Andre Hall	1	2	0	2

Punting	No	Yds	Avg	Lg
Brandon Baker	7	280	40.0	48

Punt Returns	No	Yds	Lg
None			

Kickoff Returns	No	Yds	Lg
Jackie Chambers	4	84	29
J.B. Garriss	1	16	16

Defensive Leaders

Unassisted Tackles: 7 — Ronnie McCullough;
Assisted Tackles: 5 — Stephen Nicholas; Total Tackles: 10 — Ronnie McCullough, Stephen Nicholas.



2005 RECAP: USF 31, CINCINNATI 16

RAYMOND JAMES STADIUM • TAMPA, FLA.

NOVEMBER 19, 2005 • NOON

USF 6-3 (4-1) CINCINNATI 4-6 (2-4)

SCORING BY QUARTERS

	1	2	3	4	F
USF	3	7	14	7	31
Cincinnati	0	7	0	9	16

Attendance: 27,204

Time: 3:45

First Quarter

USF - Bronson 25-yard field goal. Time left: 4:38. Drive: 16 plays 59 yards, 8:12. (USF 3, UC 0).

Second Quarter

USF - Hall 1-yard run (Bronson kick). Time left: 10:33. Drive: 8 plays, 64 yards, 3:25. (USF 10, UC 0).

UC - Goodman 25-yard pass from Grutza (Lovell kick). Time left: 1:13. Drive: 8 plays, 80 yards, 3:32. (USF 10, UC 7).

Third Quarter

USF - Brown 26-yard interception return (Bronson kick). Time left: 8:02. (USF 17, UC 7).

USF - Jackson 22-yard run (Bronson kick). Time left: 3:48. Drive: 1 play, 22 yards, 0:13. (USF 24, UC 7).

Fourth Quarter

USF - Julmiste 1-yard run (Bronson kick). Time left: 10:59. Drive: 12 plays, 65 yards, 5:43. (USF 31, UC 7).

UC - Benton 6-yard pass from Grutza (Grutza pass failed). Time left: 9:40. Drive: 8 plays, 80 yards, 1:19. (USF 31, UC 13).

UC - Lovell 26-yard field goal. Time left: 2:07. Drive: 10 plays, 85 yards, 2:34. (USF 31, UC 16).

Team Statistics

	UC	USF
First Downs	17	19
Rushes-Yards	30-89	52-190
Passing Yards	273	155
Comp-Att-Int	20-31-1	12-21-0
Total Yards	362	345
Punts-Avg.	6-39.3	7-44.9
Punt Returns	3-4	5-78
Kickoff Returns	4-61	3-44
Interception Returns	0-0	1-26
Penalties-Yards	8-74	18-137
Fumbles-Lost	1-1	0-0
Sacks By	4-29	3-22
Third Down Conversions	1-11	8-19
Fourth Down Conversions	1-2	2-2
Time of Possession	23:10	36:50

Surprising USF remained in contention for a BCS bowl berth, pulling away in the second half to beat Cincinnati 31-16 for the Bulls' third straight Big East win. Conference rushing leader Andre Hall went over 1,000 yards for the season and scored his 15th touchdown, and USF (6-3, 4-1) forced two third-quarter turnovers to transform a close game into a rout. In addition to becoming bowl eligible with its sixth victory, USF stayed on course for a possible showdown with No. 13 West Virginia for the Big East's automatic spot in the lucrative Bowl Championship Series. If the Bulls win at Connecticut next Saturday and defeat West Virginia at home on Dec. 3, USF would be assured of at least a tie for the conference title and represent the league in the BCS. D'Juan Brown returned an interception 26 yards for a TD that made it 17-7 midway through the third quarter. Four minutes later, Cincinnati quarterback Dustin Grutza fumbled at his own 22 to leave the Bulls in position to take a commanding lead. Receiver Amarri Jackson, the star of the 45-14 upset of Louisville that opened BCS possibilities for the Bulls in September, scored on the next play after mishandling a handoff on a reverse. Jackson picked up the ball on the bounce and headed around right end before cutting back to the left and weaving his way through the Cincinnati defense for his third rushing TD of the season. The 6-foot-5 sophomore ran for two touchdowns and threw for a third in USF's defeat of then-No. 9 Louisville. A week after rushing for 222 yards and three TDs in a 27-0 shutout at Syracuse, Hall ran for 101 on 29 carries against Cincinnati (4-6, 2-4), which angered the running back last season by continuing to throw the ball late in a lopsided victory over the Bulls. Hall expressed his dislike for the Bearcats in pregame interviews and said he'd liked to run up the score if USF got a chance Saturday. It didn't happen. Pat Julmiste put USF up 31-7 with a 1-yard touchdown run early in the fourth quarter, but Bulls couldn't get into the end zone again. Grutza completed 19 of 30 passes for 240 yards for Cincinnati, including TD throws of 25 yards to Dominick Goodman and 6 yards to Butler Benton. The Bearcats outgained the Bulls 366 yards to 345.

UC

Rushing	Att	Yds	TD	Lg
B. Glatthaar	7	32	0	11
Dustin Grutza	14	28	0	13
Greg Moore	4	15	0	6
Butler Benton	5	14	0	12

Passing	Att	Cmp	Yds	TD	Int	Lg
Dustin Grutza	30	11	241	2	1	56
D. Goodman	1	1	32	0	0	32

Receiving	No	Yds	TD	Lg
Bill Poland	6	124	0	56
Derick Ross	5	40	0	15
Brent Celek	2	43	0	29
Doug Jones	2	17	0	10
D. Goodman	1	25	1	25
Antwuan Giddens	1	9	0	9
Butler Benton	1	6	1	6
Mike Daniels	1	5	0	5
Connor Barwin	1	4	0	4

Punting	No	Yds	Avg	Lg
Chet Ervin	6	236	39.3	51

Punt Returns	No	Yds	Lg
Mike Daniels	1	0	0
Hakuri Nakamura	2	4	3

Kickoff Returns	No	Yds	Lg
Mike Daniels	3	46	17
Tony Carvitti	1	15	15

Defensive Leaders

Unassisted Tackles: 7 - Adam Roberts
Assisted Tackles: 5 - Ryan Manalak. Total Tackles: 10 - K. McCullough. Sacks: 2 - Trevor Anderson. Interceptions: None

USF

Rushing	Att	Yds	TD	Lg
Andre Hall	29	100	1	16
Carlton Hill	4	46	0	47
Amarri Jackson	1	22	1	22
Ricky Ponton	7	19	0	19
Pat Julmiste	9	7	1	12

Passing	Att	Cmp	Yds	TD	Int	Lg
Pat Julmiste	21	12	155	0	0	28

Receiving	No	Yds	TD	Lg
Jackie Chambers	3	56	0	28
S.J. Green	2	30	0	16
Andre Hall	2	22	0	12
Amarri Jackson	2	21	0	12
Johnny Peyton	1	9	0	9
Cedric Hill	1	9	0	9
Derek Carter	1	8	0	8

Punting	No	Yds	Avg	Lg
Brandon Baker	7	314	44.9	54

Punt Returns	No	Yds	Lg
Jackie Chambers	5	76	35

Kickoff Returns	No	Yds	Lg
Jackie Chambers	1	16	16
Chad Simpson	1	16	16
Trae Williams	1	12	12

Defensive Leaders

Unassisted Tackles: 5 - Patrick St. Louis, Mike Jenkins.
Assisted Tackles: 5 - Johnnie Jones
Total Tackles: 8 - Patrick St. Louis. Sacks: 1 - Tim Jones, Jason Allen, Josh Julmiste. Interceptions: 1 - D'Juan Brown



2006 RECAP: CINCINNATI 23, USF 6
NIPPERT STADIUM • CINCINNATI, OHIO
OCTOBER 22, 2006 • 8 P.M.
USF 5-3 (1-2) CINCINNATI 4-4 (1-2)

SCORING BY QUARTERS

	1	2	3	4	F
USF	0	0	0	6	6
Cincinnati	2	0	7	14	23

Attendance: 15,889

Time: 3:19

First Quarter

UC - Team safety. Time left: 5:39. (UC 2, USF 0).

Third Quarter

UC - McCullough 39-yard fumble recovery (Lovell kick). Time left: 1:02. (UC 9, USF 0).

Fourth Quarter

UC - Moore 1-yard run (Lovell kick). Time left: 12:52. Drive: 4 plays, 27 yards, 1:58. (UC 16, USF 0).

UC - Benion 27-yard run (Lovell kick). Time left: 2:47. Drive: 1 play, 27 yards, 0:29. (UC 23, USF 0).

USF - Amp Hill 11-yard pass from Pat Julmiste (Pass failed). Time left: 0:50. Drive: 9 plays, 61 yards, 1:46. (UC 23, USF 6).

Team Statistics

	UC	USF
First Downs	17	13
Rushes-Yards	46-191	29-92
Passing Yards	105	127
Comp-Att-Int	11-18-0	19-36-1
Total Yards	296	219
Punts-Avg.	7-35.6	6-37.0
Punt Returns	4-11	3-18
Kickoff Returns	4-226	2-141
Interception Returns	1-0	0-0
Penalties-Yards	5-55	6-35
Fumbles-Lost	1-0	2-2
Sacks By	4-17	2-3
Third Down Conversions	4-14	3-14
Fourth Down Conversions	1-2	2-4
Time of Possession	34:26	25:34

Despite solid defensive work, USF fell 23-6 to Cincinnati with a safety, fumble return for a touchdown, a failed fake punt and a key interception proving too much to overcome. USF managed just 219 total yards on offense with quarterback Matt Grothe limited to a season-low 47 passing yards. After a first quarter safety set up by a Cincinnati punt that pinned the Bulls on their own two-yard line, neither team scored through the remainder of the first half and USF trailed by the 2-0 margin. At the outset of the second half, USF came out with the look of a team ready to pick up the pace. The defense forced a Cincinnati punt after a three and out on the opening series of the second half, and USF assumed control on its own 48-yard line after the punt. Grothe went to work, mixing runs by himself and running backs Ben Williams and Ricky Ponton with two pass completions to Williams and Taurus Johnson. After six plays that included a successful fourth-and-one run by Ponton, the Bulls had a first-and-10 at the Cincinnati 12-yard line. But after a Grothe run gained no ground, the freshman was intercepted at the eight-yard line by Dominic Ross, ending the drive just eight-yards shy of a 7-2 USF lead. The USF defense remained stingy on Cincinnati's next possession, forcing a long field goal attempt that fell short. The Bulls took over with 2:41 remaining in the third quarter and still trailed by the 2-0 margin. A 15-yard personal foul penalty on Cincinnati would move the Bulls to their 43-yard line, but two plays later, Johnson took possession of a Grothe pass, but fumbled after a hard hit, and Kevin McCullough returned it 39 yards for a touchdown and a 9-0 Cincinnati lead with 1:02 left in the third quarter. On USF's next possession, the Bulls managed six yards on an Amarri Jackson catch and a Ponton run, but found themselves into a fourth-and-four after an incomplete pass on third down. With Cincinnati keeping three deep men for a return on Justin Teachey's rugby style kick, the Bulls felt the time was right for a fake punt. But Teachey's run around the right side gained just one yard after he stumbled and Cincinnati now had the ball at the USF 22-yard line. Five plays later, Cincinnati had a commanding 16-0 lead when Greg Moore went over the right side for a one-yard score with 12:52 remaining in the game. After several possession exchanges, including one in which Grothe was forced from the game with a cut nose that required stitches in two locations, USF found itself in a fourth and 10 from its own 27-yard line with less than four minutes left in the game. Down 6-0, the Bulls had little choice but to try to pick up the first down, but a Pat Julmiste pass to Cedric Hill fell incomplete, handing the ball back to the Bearcats at the 27-yard line. It took just one play from there for Cincinnati to pad its lead to 23-0 when Butler Benton burst open through the right side for a 27-yard score. The Bulls did avoid the shutout when Julmiste hit four different receivers – Amp Hill, Ean Randolph, Ponton and S.J. Green – to push the offense to the Cincinnati 11-yard line for a first-and-10. From there, Julmiste made good on his first down throw to Hill for an 11-yard scored with 50 seconds remaining. After a failed two-point conversion and onside kick, the Bearcats killed the clock with one kneel-down. USF's defense did limit the Bearcats to 105 passing yards and allowed each of two touchdowns on short field situations – both coming on drives of just 27 yards. Linebacker Stephen Nicholas led the way with 12 tackles, including two for losses and one sack. The game kicked off with a temperature of 45 degrees, the second coldest game in USF history. The Bulls played at Connecticut last season in a game that started with a 33 degree reading. USF falls to 2-2 in games played below 50 degrees.

UC

Rushing	Att	Yds	TD	Lg
Greg Moore	12	66	1	24
Butler Benton	11	55	1	27
Dustin Grutza	9	36	0	12
Bradley Glatthaar	10	28	0	10
Doug Jones	2	5	0	4
Derrick Stewart	1	2	0	2

Passing	Att	Cmp	Yds	TD	Int	Lg
Dustin Grutza	18	11	105	0	0	19

Receiving	No	Yds	TD	Lg
Dominick Goodman	3	17	0	8
Earnest Jackson	3	12	0	9
Brent Celek	2	32	0	16
Derrick Stewart	1	19	0	19
Connor Barwin	1	17	0	17
Doug Jones	1	8	0	8

Punting	No	Yds	Avg	Lg
Brian Steel	7	249	35.6	44

Punt Returns	No	Yds	Lg
Dominick Goodman	1	8	8
Derrick Stewart	1	1	1
Hakuri Nakamura	2	2	2

Kickoff Returns	No	Yds	Lg
Dominick Goodman	1	12	12
Derrick Stewart	1	40	40

Defensive Leaders

Unassisted Tackles: 5 - Leo Morgan, Assisted Tackles: 4 - Corey Smith, Total Tackles: 8 - Corey Smith, Sacks: 1 - Kevin McCullough, Mike Mickens, Anthony Hoke, Interceptions: 1 - Dominic Ross

USF

Rushing	Att	Yds	TD	Lg
Ricky Ponton	9	38	0	11
Matt Grothe	7	22	0	10
Benjamin Williams	6	20	0	17
Ean Randolph	2	7	0	4
Pat Julmiste	4	4	0	10
Justin Teachey	1	1	0	1

Passing	Att	Cmp	Yds	TD	Int	Lg
Matt Grothe	21	11	47	0	1	11
Pat Julmiste	15	8	80	1	0	24

Receiving	No	Yds	TD	Lg
Ean Randolph	4	35	0	24
Amp Hill	3	26	1	11
Taurus Johnson	3	12	0	11
S.J. Green	2	25	0	19
Marcus Edwards	2	12	0	7
Benjamin Williams	2	5	0	3
Will Bleakley	1	7	0	7
Amarri Jackson	1	4	0	4
Ricky Ponton	1	1	0	1

Punting	No	Yds	Avg	Lg
Ean Randolph	3	18	19	

Punt Returns	No	Yds	Lg
Ean Randolph	3	18	19

Kickoff Returns	No	Yds	Lg
Taurus Johnson	1	13	13
S.J. Green	1	17	17
Trae Williams	1	23	23
Christopher Ellick	1	12	12

Defensive Leaders

Unassisted Tackles: 6 - Pat St. Louis, Assisted Tackles: 8 - Stephen Nicholas, Total Tackles: 12 - Stephen Nicholas, Sacks: 1 - George Selvie, Interceptions: None



2007 RECAP: USF 28, ELON 13

RAYMOND JAMES STADIUM • TAMPA, FLA.

SEPTEMBER 1, 2007 • 7 P.M. • ESPN GAMEPLAN • CATCH 47

USF 1-0, ELON 0-1

SCORING BY QUARTERS

	1	2	3	4	F
USF	0	7	14	7	28
Elon	0	3	3	7	13

Attendance: 33,639

Time: 3:31

Second Quarter

USF - Ford 1-yard pass from Grothe (Alvarado kick).
Time left 12:40. Drive: 10 plays, 73 yards, 3:43. (USF 7, Elon 0).

Elon - Wilcox 37-yard field goal. Time left: 10:21. Drive: 7 plays, 56 yards, 2:19. (USF 7, Elon 3).

Third Quarter

USF - Ford 21-yard run (Alvarado kick). Time left: 10:35. Drive: 7 plays, 68 yards, 2:35. (USF 14, Elon 3).

Elon - Wilcox 37-yard field goal. Time left: 4:37. Drive: 16 plays, 60 yards, 5:58. (USF 14, Elon 3).

USF - Jackson 24-yard pass from Grothe (Alvarado kick). Time left: 3:04. Drive: 7 plays, 64 yards, 1:33. (USF 21, Elon 6).

Fourth Quarter

USF - Ford 1-yard run (Alvarado kick). Time left: 7:22. Drive: 4 plays, 59 yards, 1:00. (USF 28, Elon 6).

Elon - Hudgins 26-yard pass from Riddle (Wilcox kick). Time left: 3:22. Drive: 10 plays, 72 yards, 4:00 (USF 28, Elon 13).

Team Statistics

	Elon	USF
First Downs	19	19
Rushes-Yards	30-74	33-175
Passing Yards	226	238
Comp-Att-Int	34-55-1	23-39-0
Total Yards	259	373
Punts-Avg.	7-40.9	7-35.4
Punt Returns	0-0	4-19
Kickoff Returns	4-69	3-11
Interception Returns	0-0	1-0
Penalties-Yards	7-60	9-89
Fumbles-Lost	1-1	2-2
Sacks By	2-11	6-28
Third Down Conversions	4-21	7-15
Fourth Down Conversions	1-2	0-1
Time of Possession	34:59	25:01

On the strength of three touchdowns from Mike Ford and a defensive effort led by George Selvie's four sacks, the University of South Florida football team defeated the Elon Phoenix, 28-13, Saturday night at Raymond James Stadium. The four sacks from Selvie ties the USF single-game record set by Shurron Pierson in 2002 against Southern Miss. On the offensive front, the Bulls first score of the 2007 season featured Matt Grothe rolling out to his left and connecting with a wide open Ford on a one-yard pass at the end of a 10-play, 73-yard drive with 12:40 left in the second quarter. Elon broke through at the 10:21 mark in the second quarter on a 37-yard field goal by kicker Andrew Wilcox. The drive was highlighted by a 41-yard pass from quarterback Scott Riddle to wideout Michael Mayers, which set up the score after the Phoenix moved the ball 56 yards in seven plays that only took 2:19. The Bulls ended another Phoenix drive with 4:12 left in the second quarter as Nate Allen registered his first-career interception on a pass from Riddle on the four-yard line. In the first half, USF gained seven first downs, while Elon managed three. The Phoenix gained only 12 net yards on five carries while the Bulls managed 37 yards on 13 carries. Grothe completed 14 passes on 25 attempts for 122 yards and a touchdown. His counterpart, Riddle, posted similar numbers with 16 completions on 22 attempts for 115 yards. Taurus Johnson led the Bulls in receiving in the first half with four catches for 45 yards.. At 10:35 in the third, Ford broke free for a 21-yard run and his second touchdown of the night. Delbert Alvarado tacked on his second extra point to make it a 14-3 USF advantage. USF took a 14-point lead with 3:04 left in the third as Grothe found Amarri Jackson at in the third for a 24-yard completion. Jackson eluded two tackles to find the end zone. Alvarado added the extra point to make the score 21-6. Elon stayed close until Ford eliminated any chance for a comeback when he broke a tackle to race 48 yards to set up his 1-yard touchdown run with just over seven minutes to go. The Sarasota native averaged nearly 14 yards per carry on six attempts in the game. Grothe completed a fine night and was 23-of-39 passing for 238 yards, with two TDs and no interceptions. Wilcox kicked a pair of 37-yard field goals for Elon and the Phoenix made it interesting in the closing minutes when Scott Riddle threw a 28-yard TD pass to Terrell Hudgins to finish a 10-play, 72-yard drive. Elon recovered the ensuing onside kick, but the Bulls' defense stepped up and prevented it from advancing the ball to the close the game out.

ELON

Rushing	Att	Yds	TD	Lg
T.J. Clegg	13	32	0	8
Brandon Newsome	3	11	0	5
Michael Mayers	2	4	0	10
Scott Riddle	12	-14	0	5

Passing	Att	Cmp	Yds	TD	Int	Lg
Scott Riddle	24	33	210	1	1	41
Lance Camp	1	1	16	0	0	16

Receiving	No	Yds	TD	Lg
Terrell Hudgins	14	92	1	26
Michael Mayers	8	82	0	41
Brandon Newsome	4	17	0	16
T.J. Clegg	3	19	0	13
Matt Leddy	2	14	0	9
J. Blackwell	2	5	0	6
Sean Jeffcoat	1	5	0	5
Scott Riddle	0	-8	0	0

Punting	No	Yds	Avg	Lg
Brandon Lane	7	286	40.9	51

Punt Returns	No	Yds	Lg
None			

Kickoff Returns	No	Yds	Lg
Michael Mayers	2	28	0
T.J. Clegg	2	41	23

Defensive Leaders

Unassisted Tackles: 7 - Corey Weaver, Assisted Tackles: 2 - Corey Weaver, Total Tackles: 8 - Corey Weaver, Sacks: 1 - Joey Hall, 1 - Team, Interceptions: None

USF

Rushing	Att	Yds	TD	Lg
Mike Ford	6	83	2	48
Benjamin Williams	10	35	0	19
Matt Grothe	8	22	0	9
Taurus Johnson	1	5	0	5
Jamar Taylor	3	4	0	4
Aston Samuels	2	3	0	5
Carlton Mitchell	1	3	0	3

Passing	Att	Cmp	Yds	TD	Int	Lg
Matt Grothe	39	23	238	2	0	27

Receiving	No	Yds	TD	Lg
Taurus Johnson	6	59	0	23
Amarri Jackson	4	63	1	24
Carlton Mitchell	4	32	0	16
Courtney Denson	2	35	0	27
Benjamin Williams	2	20	0	16
Jamar Taylor	1	10	0	10
Jessie Hester	1	9	0	9
Marcus Edwards	1	5	0	5
Aston Samuels	1	4	0	4

Punting	No	Yds	Avg	Lg
Justin Teachey	7	248	35.4	41

Punt Returns	No	Yds	Lg
Amarri Jackson	4	19	14

Kickoff Returns	No	Yds	Lg
Benjamin Williams	1	11	11

Defensive Leaders

Unassisted Tackles: 8 - Tyrone McKenzie, Assisted Tackles: 8 - Ben Moffitt, Total Tackles: 12 - Tyrone McKenzie, Sacks: 4 - George Selvie, Interceptions: 1 - Nate Allen



2007 RECAP: USF 26, AUBURN 23 (1 OVERTIME)

JORDAN HARE STADIUM • AUBURN, ALA.

SEPT. 8, 2007 • 8 PM CENTRAL • ESPN2

USF 2-0, AUBURN 2-1

SCORING BY QUARTERS

	1	2	3	4	OT	F
USF	14	0	0	6	6	26
Auburn	3	14	0	3	3	23

Attendance: 82,617 Time: 3:41

First Quarter

USF - Grothe one-yard run (Alvarado kick). Time left: 9:02. Drive: 5 plays, 45 yards, 1:48. (USF 7, Auburn 0).

Auburn - Bynum 49-yard field goal. Time left: 4:19. Drive: 9-48-2:56. (USF 7, Auburn 3).

USF - Ford 2-yard run (Alvarado kick). Time left: 1:56. Drive: 7-69-2:23. (USF 14, Auburn 3).

Second Quarter

Auburn - Fannin four-yard run (Bynum kick). Time left: 14:15. Drive: 7 plays, 65 yards, 2:41. (USF 14, Auburn 10).

Auburn - McKenzie three-yard pass from Cox (Bynum kick). Time left: 00:29. Drive: 8 plays, 37 yards, 3:29. (Auburn 17, USF 14).

Fourth Quarter

USF - Alvarado 38-yard field goal. Time left: 7:46. Drive: 11 plays, 44 yards, 3:35. (USF 17, Auburn 17).

Auburn - Bynum 46-yard field goal. Time left: 2:59. Drive: 9 plays, 51 yards, 3:19. (Auburn 20, USF 17).

USF - Alvarado 19-yard field goal. Time left: 00:55. Drive: 6 plays, 30 yards, 1:59. (USF 17, Auburn 17).

Overtime

Auburn - Bynum 39-yard field goal. 4 plays, 2 yards, 0:00 (Auburn 23, USF 20).

USF - Hester, Jr. 14-yard pass from Grothe. 6 plays, 25 yards, 0:00 (USF 26, Auburn 23).

Team Statistics	Auburn	USF
First Downs	16	18
Rushes-Yards	35-125	52-135
Passing Yards	165	184
Comp-Att-Int	16-35-2	18-27-0
Total Yards	290	319
Punts-Avg.	5-44.0	6-42.8
Punt Returns	3-43	4-45
Kickoff Returns	5-130	5-133
Interception Returns	0-0	2-45
Penalties-Yards	7-55	7-60
Fumbles-Lost	3-3	0-0
Sacks By	3-36	2-6
Third Down Conversions	2-13	4-17
Fourth Down Conversions	1-2	1-1
Time of Possession	27:16	32:44

These South Florida upsets should no longer be a surprise. Jesse Hester Jr. caught a 14-yard touchdown pass from Matt Grothe to lift the Bulls to a 26-23 overtime win over No. 17 Auburn Saturday night and give USF a victory over a ranked team each of the last three seasons. "I had to make a play," Hester said. "All day, all week, [the coaches] talked about making big plays. That's all they were talking about, man." That big play helped South Florida (2-0) survive a game dominated by turnovers and missed kicks. However the win came didn't matter to the tiny contingent of Bulls fans celebrating in a corner of an otherwise quickly emptied stadium. They should be getting used to this since their team had beaten highly ranked West Virginia and Louisville in the past two seasons. The Bulls got their first victory over Southeastern Conference team and are now 6-0 in OT. Auburn freshman Wes Byrum made a 39-yard field goal to start overtime and then Grothe took over. He ran three times, including a sneak on fourth-and-1. Then, on the next play he hit Hester behind the defense for the game-winner on a corner route that hadn't come open on several previous attempts. "We were hoping for it all night long," Grothe said. "We tried to run that play all night. It was a [heck] of a call by coach and a big-time play." The Tigers (2-0) committed five turnovers, but the Bulls couldn't turn any of them into points. "We beat ourselves," said Cox, who was intercepted twice. "You can't win games like that. I apologize to our defense. When we weren't turning the ball over, we put together some good drives." Grothe made sure the Bulls didn't have to put the game on struggling kicker Delbert Alvarado in overtime. He had missed four attempts in the second half. Auburn gained only 2 yards on its overtime possession, with a run by Ben Tate and back-to-back incompletions by Brandon Cox. In the end, it was another stalled drive. Already playing without linebacker Tray Blackmon and safety Airon Savage, Auburn also lost cornerback Jonathan Willhite (hamstring) and linebacker Merrill Johnson (shoulder) during the game to injuries. "We were so beat up we played our second-team linebackers and secondary in the second half," coach Tommy Tuberville said. "There are no excuses. Our defense fought hard. We can win the way we are playing defensively." The teams had swapped late field goals to force the extra play. Byrum kicked a 46-yarder with 2:54 left for a 20-17 lead after Cox completed 4-of-5 passes for 50 yards on the drive. But the Bulls quickly smothered the Tigers' excitement. Jerome Murphy raced 59 yards down the left sideline on the kick return to Auburn's 32. The Bulls moved to Auburn's 2 on a run and two completions by Grothe, but had to settle for Alvarado's 19-yard field goal with 55 seconds left. The Tigers let the clock run down after failing to move the ball on its next two plays. Grothe completed 18-of-27 passes for 184 yards and also rushed for 31 yards and a touchdown. Cox struggled badly most of the game, going 16-for-35 for 165 yards. Both teams made plenty of mistakes to take the game to overtime. Mike Jenkins picked off a pass by Cox and returned it to the Auburn 3 with 7:28 left to play after the Bulls tied the game on a 38-yard field goal by Alvarado. But the Tigers pushed them back a yard on three plays and Alvarado missed a 21-yarder, his fourth miss of the second half -- including three potential game-tying kicks in the final 7 minutes of the third quarter. Alvarado's first two attempts went wide left and his third was blocked by Sen'Derrick Marks. "There's no question that's a big win for us," South Florida coach Jim Leavitt said. "There was so much adversity in the game. What I was most proud of was the way they kept battling and fighting." The Bulls had stunned the Auburn fans by jumping ahead 14-3 on a 2-yard touchdown run by Mike Ford -- a former Alabama signee -- late in the first quarter. Auburn redshirt freshman tailback Mario Fannin, who provided a spark early in his first career action on offense, fumbled on consecutive carries late inside Auburn's 25 to set up two of the attempts.

AUBURN

Rushing	Att	Yds	TD	Lg
Mario Fannin	14	62	1	15
Ben Tate	14	61	0	36
Robert Dunn	1	6	0	6
Brandon Cox	5	3	0	9
Carl Stewart	1	-7	0	0

Passing	Att	Cmp	Yds	TD	Int	Lg
Brandon Cox	35	16	165	1	2	30

Receiving	No	Yds	TD	Lg
Carl Stewart	3	45	0	30
Prechae Rodriguez	3	35	0	16
Rodgericus Smith	3	34	0	19
Gabe McKenzie	3	27	1	19
Robert Dunn	2	15	0	8
Montez Billings	1	5	0	5
Chris Slaughter	1	4	0	4

Punting	No	Yds	Avg	Lg
Robert Tatum	3	115	38.3	40
Ryan Shoemaker	2	105	52.5	53

Punt Returns	No	Yds	Lg
Robert Dunn	3	43	24

Kickoff Returns	No	Yds	Lg
Tommy Trott	1	10	10
Patrick Lee	1	25	25
Mario Fannin	2	71	37
Ben Tate	1	24	24

Defensive Leaders

Unassisted Tackles: 6 - Eric Brock, **Assisted Tackles:** 9 - Chris Evans, Total Tackles: 14 - Chris Evans, Sacks: 1 - Pat Sims, Antonio Coleman, Antoine Carter, **Interceptions:** Number - None **Sacks:** 1 - Joey Hall, 1 - Team, Interceptions: None

USF

Rushing	Att	Yds	TD	Lg
Mike Ford	21	74	1	20
Matt Grothe	18	31	1	27
Benjamin Williams	5	18	0	19
Jamar Taylor	5	8	0	3
Taurus Johnson	1	4	0	4
Aston Samuels	2	0	0	1

Passing	Att	Cmp	Yds	TD	Int	Lg
Matt Grothe	27	18	184	1	0	23

Receiving	No	Yds	TD	Lg
Jessie Hester, Jr.	6	64	1	18
Taurus Johnson	4	57	0	23
Amarri Jackson	2	32	0	20
Ben Busbee	2	8	0	6
Mike Ford	1	11	0	11
Carlton Mitchell	1	4	0	4
Jamar Taylor	1	4	0	4
Marcus Edwards	1	4	0	4

Punting	No	Yds	Avg	Lg
Delbert Alvarado	6	257	42.8	54

Punt Returns	No	Yds	Lg
Marcus Edwards	4	45	29

Kickoff Returns	No	Yds	Lg
Taurus Johnson	2	22	12
Jerome Murphy	3	111	59

Defensive Leaders

Unassisted Tackles: 6 - Bruce Mompremier, Nate Allen, Trae Williams **Assisted Tackles:** 6 - Bruce Mompremier, **Total Tackles:** 12 - Bruce Mompremier, **Sacks:** 1.5 - George Selvie, **Interceptions:** Number - 1 - Nate Allen, Mike Jenkins



SCORING BY QUARTERS

	1	2	3	4	F
USF	14	6	10	7	37
North Carolina	0	3	0	7	10

Attendance: 37,693 Time: 3:21

First Quarter

USF - Ford four-yard run (Alvarado kick). Time left: 11:37. Drive: 9 plays, 78 yards, 3:23. (USF 7, UNC 0).

USF - Amarri Jackson 12-yd pass from Grothe (Alvarado kick). Time left: 6:02. Drive: 10 plays, 83 yards, 3:44. (USF 14, UNC 0).

Second Quarter

North Carolina - Barth 40-yard field goal. Time left: 13:35. Drive: 11 plays, 57 yards, 4:10. (USF 14, UNC 3).

USF - Alvarado 32-yard field goal. Time left: 11:26. Drive: 7 plays, 59 yards, 2:09. (USF 17, UNC 3).

USF - Alvarado 23-yard field goal. Time left: :03. Drive: 5 plays, 30 yards, 0:40. (USF 20, UNC 3).

Third Quarter

USF - Alvarado 40-yard field goal. Time left: 10:13. Drive: 4 plays, -5 yards, 1:16. (USF 23, UNC 3).

USF - Williams 5-yard run (Alvarado kick). Time left: 3:28. Drive: 7 plays, 33 yards, 3:18. (USF 30, UNC 3).

Fourth Quarter

USF - Taylor one-yard run (Alvarado kick). Time left: 6:10. Drive: 10 plays, 38 yards, 3:53. (USF 37, UNC 3).

North Carolina - Houston five-yard run (Barth kick). Time left: 1:04. Drive: 11 plays, 62 yards, 5:06. (USF 37, UNC 10).

Team Statistics	Auburn	USF
First Downs	11	26
Rushes-Yards	35-79	52-194
Passing Yards	85	234
Comp-Att-Int	11-27-4	18-33-0
Total Yards	164	428
Punts-Avg.	6-37.8	7-50.0
Punt Returns	1-11	5-34
Kickoff Returns	7-170	2-55
Interception Returns	0-0	4-62
Penalties-Yards	7-41	7-55
Fumbles-Lost	0-0	4-3
Sacks By	1-11	4-27
Third Down Conversions	4-15	9-19
Fourth Down Conversions	0-1	2-3
Time of Possession	26:06	33-54

**2007 RECAP: NO. 24/23 USF 37, NORTH CAROLINA 10
RAYMOND JAMES STADIUM • TAMPA, FLA.
SEPTEMBER 22, 2007 • NOON CENTRAL • ESPN • ESPN
USF 3-0, UNC 1-3**

So much for the notion that No. 23 South Florida might get caught looking ahead. The rapidly rising Bulls validated their first Top 25 ranking Saturday with a dominating 37-10 victory over North Carolina, setting themselves up for next week's much-anticipated Big East showdown against No. 5 West Virginia. Matt Grothe led long touchdown drives on USF's first two possessions, while the Bulls' swarming defense forced four turnovers and kept the young, rebuilding Tar Heels out of the end zone until just over a minute remained. Grothe completed 17 of 30 passes for 230 yards and one touchdown before being replaced by backup Grant Gregory in the fourth quarter. The Bulls (3-0) also rushed for 194 yards and outgained North Carolina (1-3) 428-164 overall. The Bulls, in only their 11th season, cracked the Top 25 for the first time, largely on momentum generated by last year's 9-4 finish and a 26-23 overtime victory at then-No. 17 Auburn two weeks ago. All week long, coach Jim Leavitt and his players insisted that the ranking, and the buzz it has created around campus, would not effect their preparation for North Carolina, which has lost three straight after winning its first game under new coach Butch Davis. The Bulls marched 78 yards after the opening kickoff to take a 7-0 lead on Mike Ford's 5-yard touchdown run, then moved 83 yards in 10 plays on their next possession to go up 14-0 on Grothe's 12-yard scoring pass to Amarri Jackson. North Carolina lost its previous two games to East Carolina and Virginia by a total of five points. Redshirt freshman T.J. Yates threw for over 300 yards in both of those losses, however he found it much more difficult to throw against a USF secondary led by cornerbacks Trae Williams and Mike Jenkins. The Tar Heels forced two fumbles by Grothe, but both times Yates - harassed all day by a relentless pass rush - turned the ball back over to USF on interceptions that set up field goals by Delbert Alvarado. The quarterback's third interception, on a play when he was flushed out of the pocket, led to Benjamin Williams' 5-yard TD run that put USF up 30-3 late in the third quarter. Yates finished 11 of 27 for 85 yards and four interceptions. Ryan Houston scored North Carolina's only touchdown on a 5-yard run with 1:04 left.

NORTH CAROLINA

Rushing	Att	Yds	TD	Lg
Ryan Houston	11	43	1	9
Johnny White	13	36	0	10
Anthony Elzy	2	3	0	2
Team	1	-1	0	0
T.J. Yates	8	-2	0	14

Passing	Att	Cmp	Yds	TD	Int	Lg
T.J. Yates	27	11	85	0	4	20

Receiving	No	Yds	TD	Lg
Nate Hicks	3	32	0	20
Brooks Foster	2	22	0	12
Zack Pianalto	2	8	0	5
Ed Barham	1	7	0	7
Brandon Tate	1	6	0	6
Bobby Rome	1	6	0	6
Anthony Elzy	1	4	0	4

Punting	No	Yds	Avg	Lg
Terrence Brown	6	227	37.8	45

Punt Returns	No	Yds	Lg
Brandon Tate	1	11	11

Kickoff Returns	No	Yds	Lg
Tommy Trott	1	10	10
Patrick Lee	1	25	25
Mario Fannin	2	71	37
Ben Tate	1	24	24

Defensive Leaders

Unassisted Tackles: 8 - Durrell Mapp **Assisted Tackles:** 3 - Durrell Mapp, Deunta Williams **Total Tackles:** 9.5 - Durrell Mapp **Sacks:** 1 - Hilee Taylor **Interceptions:** None

USF

Rushing	Att	Yds	TD	Lg
Benjamin Williams	15	64	1	16
Aston Samuels	6	36	0	14
Matt Grothe	12	35	0	13
Grant Gregory	4	23	0	14
Jamar Taylor	6	21	1	10
Mike Ford	6	13	1	9
Amarri Jackson	1	5	0	5
Team	2	-3	0	0

Passing	Att	Cmp	Yds	TD	Int	Lg
Matt Grothe	30	17	230	1	0	32
Grant Gregory	3	1	4	0	0	4

Receiving	No	Yds	TD	Lg
Amarri Jackson	4	33	1	12
Taurus Johnson	3	34	0	16
Jessie Hester, Jr.	3	34	0	16
Jamar Taylor	2	20	0	11
Cedric Hill	1	32	0	32
Benjamin Williams	1	27	0	27
Edner Alcín	1	26	0	26
Courtney Denson	1	15	0	15
Carlton Mitchell	1	9	0	9
Dontavia Bogan	1	4	0	4

Punting	No	Yds	Avg	Lg
Delbert Alvarado	2	100	50.0	51

Punt Returns	No	Yds	Lg
Marcus Edwards	5	34	27

Kickoff Returns	No	Yds	Lg
Taurus Johnson	1	33	33
Moise Plancher	1	22	22

Defensive Leaders

Unassisted Tackles: 6 - Carlton Williams **Assisted Tackles:** 7 - Tyrone McKenzie, **Total Tackles:** 10 - Tyrone McKenzie, **Sacks:** 3 - George Selvie, **Interceptions:** - 1 - Ben Moffitt, Louis Gachette, Brouce Mompremier, Trae Williams



SCORING BY QUARTERS

	1	2	3	4	F
#5 West Virginia	0	3	3	7	13
#18 USF	7	7	7	0	21

Attendance: 67,012

Time: 3:12

First Quarter

USF - Moffitt 26-yard interception return (Alvarado kick). Time left: 1:13. (USF 7, WVU 0).

Second Quarter

USF - Mitchell 55-yard pass from Grothe (Alvarado kick). Time left: 9:43. Drive 3 plays, 57 yards, 1:31. (USF 14, WVU 0).

WVU - Pat McAfee 36-yard field goal. Time left: :03. Drive: 15 plays, 62 yards, 6:09. (USF 14, WVU 3).

Third Quarter

USF - Taylor 19-yard run (Alvarado kick). Time left: 10:14. Drive: 13 plays, 74 yards, 4:46. (USF 21, WVU 3).

WVU - McAfee 35-yard field goal. Time left: 5:54. Drive: 10 plays, 62 yards, 4:20. (USF 21, WVU 6).

Fourth Quarter

WVU - Reynaud nine-yard pass from Brown (McAfee kick). Time left: 5:45. Drive: 12 plays, 85 yards, 5:17. (USF 21, WVU 13).

Team Statistics	WVU	USF
First Downs	21	13
Rushes-Yards	48-188	38-135
Passing Yards	249	135
Comp-Att-Int	23-38-3	11-20-2
Total Yards	437	274
Punts-Avg.	3-39.3	5-41.4
Punt Returns	2-15	2-15
Kickoff Returns	3-60	4-77
Interception Returns	2-39	3-35
Penalties-Yards	1-11	5-40
Fumbles-Lost	5-3	3-2
Sacks By	1-15	3-17
Third Down Conversions	5-17	6-14
Fourth Down Conversions	3-6	1-1
Time of Possession	34:38	25:22

2007 RECAP: No. 18 USF 21, NO. 5 WEST VIRGINIA 13

RAYMOND JAMES STADIUM • TAMPA, FLA.

OCTOBER 28, 2007 • 8 P.M.

USF 4-0 (1-0), WEST VIRGINIA 3-1 (0-1)

Hundreds of jubilant students vaulted from a wall behind the north end zone, ignoring the public address announcer's plea to celebrate in the stands rather than storm the field. No. 18 South Florida is not only basking in the national spotlight, the Bulls are thriving in it. "It doesn't get much better than this," USF safety Nate Allen said after Friday night's 21-13 upset of No. 5 West Virginia. "It's a great feeling. Words can't describe it." Matt Grothe upstaged West Virginia stars Pat White and Steve Slaton for the second straight year, and rapidly rising USF proved last year's victory over the Mountaineers in Morgantown was anything but a fluke. Grothe scrambled to avoid a sack before throwing a 55-yard touchdown pass to Carlton Mitchell, and Ben Moffitt returned one of his two interceptions 26 yards for a TD to lead a stellar defensive performance in the Big East opener. "It's a huge statement win," Moffitt said. "It's something we've got to do to put this program where it's supposed to go." West Virginia (4-1, 0-1) averaged 357 yards rushing in its first four games, but only managed 188 on the ground after surprisingly opening the game throwing on seven of its first 11 offensive plays. The Mountaineers lost White late in the second quarter after the junior quarterback took a helmet to his right thigh on a running play. He limped off the field and remained on the sideline, but did not return. "He couldn't get it loose," West Virginia coach Rich Rodriguez said, adding that's he not sure if White will be able to play next week at Syracuse. Slaton, the other half of West Virginia's explosive tandem, was held to 54 yards rushing on 13 carries and fumbled twice. The running back also had a poorly thrown pass glance off him and wind up in the hands of Moffitt for the linebacker's second interception -- and the Mountaineers' sixth turnover. White's backup, Jarrett Brown, threw a 9-yard TD pass to Darius Reynaud to trim West Virginia's deficit to 21-13 with 5:45 remaining. Brown had the Mountaineers on the move again when USF (4-0, 1-0) held them on downs at the Bulls 40 in the final minute. "The guys seemed focused. For whatever reason we just did not move the ball well," Rodriguez said. "We're not going to point any fingers. We've got to start playing at a high level again." The victory before a record crowd for a USF home game (67,012) figures to propel the Bulls to unprecedented heights for a program that has only been in existence for 11 seasons. They moved up to the Football Bowl Subdivision, formerly known as Division I-A, in 2001 and entered the Top 25 for the first time two weeks ago. "It's a big win for everybody around here," USF coach Jim Leavitt said as he waved his left arm toward the on-field celebration. "Pretty neat stuff." Although many will view the result as an upset, USF is not a stranger to taking down ranked opponents. The Bulls upset Louisville at home two years ago and knocked West Virginia out of contention for a BCS bowl berth with a 24-19 upset at Morgantown last November. They moved to the brink of cracking the Top 25 for the first time with a 26-23 overtime victory at Auburn earlier this month. In the days leading up to the much-anticipated conference showdown, Rodriguez and his Mountaineers played down redemption as extra motivation, saying their focus was solely on playing better than a year ago. It didn't happen. In the first half alone, USF forced three fumbles -- two by Slaton -- and defensive end Jarriett Buie hit White as he released the pass that Moffitt intercepted with a clear path to the end zone. The Mountaineers also hurt themselves with other costly mistakes, including a bad snap that contributed to Slaton's second fumble and another errant snap that sailed over Brown's head and forced West Virginia to settle for a field goal that trimmed their deficit to 14-3 just before the half. South Florida might have put the game away much earlier if not for four turnovers -- two fumbles and two interceptions -- of its own in the opening half. White limped off the field with 1:49 remaining in the second quarter after being tackled after an 18-yard run to the USF 17. He completed 12 of 18 passes for 100 yards and was intercepted once. An even more dangerous threat to run, White gained 36 yards rushing on nine attempts. Grothe was 9-of-17 for 120 yards and two interceptions. He and Jamar Taylor, who scored on a 19-yard run to make it 21-3 in the third quarter, led USF in rushing with 48 yards apiece. "It's a good win for us but I don't want to get ahead of myself. I really don't," said Leavitt, who had already turned his focus to next week's opponent, Florida Atlantic. "We've got to improve in a lot of ways. I just want to focus in on trying to get ready for FAU."

WEST VIRGINIA

Rushing	Att	Yds	TD	Lg
Jarrett Brown	15	61	0	27
Steve Slaton	13	54	0	14
Noel Devine	4	36	0	37
Pat White	9	36	0	18
Owen Schmitt	5	19	0	19
Darius Reynaud	1	-1	0	0

Passing	Att	Cmp	Yds	TD	Int	Lg
Jarrett Brown	20	11	149	1	2	43
Pat White	18	12	100	0	1	28

Receiving	No	Yds	TD	Lg
Dorrell Jalloh	5	87	0	43
Darius Reynaud	5	47	1	26
Brandon Hogan	4	10	0	6
Wes Lyons	3	48	0	20
Jock Sanders	2	8	0	5
Owen Schmitt	2	4	0	9
Tito Gonzales	1	32	0	32
Steve Slaton	1	13	0	13

Punting	No	Yds	Avg	Lg
Pat McAfee	3	118	39.3	42

Punt Returns	No	Yds	Lg
Vaughn Rivers	2	15	13

Kickoff Returns	No	Yds	Lg
Vaughn Rivers	1	24	24
Noel Devine	2	36	26

Defensive Leaders

Unassisted Tackles: 7 - Quinton Andrews, Reed Williams, Assisted Tackles: 2 - Reed Williams, Total Tackles: 8 - Quinton Andrews, Sacks: 1 - Johnny Dingle, Interceptions: 1 - Ellis Lankster, Ryan Mundy

USF

Rushing	Att	Yds	TD	Lg
Jamar Taylor	15	58	1	19
Mike Ford	5	42	0	35
Matt Grothe	13	38	0	16
Benjamin Williams	2	7	0	7
Team	38	139	1	35

Passing	Att	Cmp	Yds	TD	Int	Lg
Matt Grothe	20	11	135	1	2	55

Receiving	No	Yds	TD	Lg
Benjamin Williams	3	23	0	16
Amarri Jackson	3	15	0	7
Taurus Johnson	2	23	0	13
Carlton Mitchell	1	55	1	55
Cedric Hill	1	14	0	14
Marcus Edwards	1	5	0	5

Punting	No	Yds	Avg	Lg
Delbert Alvarado	5	207	41.4	57

Punt Returns	No	Yds	Lg
Marcus Edwards	2	15	11

Kickoff Returns	No	Yds	Lg
Benjamin Williams	1	13	13
Taurus Johnson	1	20	20
Jerome Murphy	2	44	22

Defensive Leaders

Unassisted Tackles: 8 - Carlton Williams, Assisted Tackles: 4 - Bruce Mompremier, Total Tackles: 11 - Carlton Williams, Sacks: 1 - George Selvie, Allen Cray, Richard Clebert, Interceptions: 2 - Ben Moffitt



2007 RECAP: No. 6/9 USF 35, FAU 23
LOCKHART STADIUM • FORT LAUDERDALE, FLA.
OCTOBER 6, 2007 • 3:30 PM • ESPNU
USF 5-0, FAU 3-2

SCORING BY QUARTERS

	1	2	3	4	F
No. 6/9 USF	7	0	14	14	35
FAU	0	7	10	6	23

Attendance: 21,106
 Time: 3:40

First Quarter

USF - Williams five-yard run (Alvarado kick). Time left: 0:13. Drive: 7 plays, 62 yards, 2:24. (USF 7, FAU 0).

Second Quarter

FAU - Gent 12-yard pass from Smith (Leroy kick). Time left: 0:44. Drive 4 plays, 11 yards, 1:44. (USF 7, FAU 7).

Third Quarter

USF - Williams nine-yard run. (Alvarado kick). Time left: 12:00. Drive: 9 plays, 76 yards, 3:00. (USF 14, FAU 7).

FAU - Harmon five-yard pass from Smith (Leroy kick). Time left: 9:41. Drive: 8 plays, 59 yards, 2:19. (USF 14, FAU 14).

USF - Grothe 32-yard run (Alvarado kick). Time left: 4:22. Drive 6 plays, 54 yards, 2:41. (USF 21, FAU 14).

FAU - Leroy 22-yard field goal. Time left: 0:50. Drive: 9 plays, 62 yards, 3:32. (USF 21, FAU 17).

Fourth Quarter

USF - Williams 54-yard run (Alvarado kick). Time left: 9:54. Drive: 1 play, 54 yards, 0:14. (USF 28, FAU 14).

FAU - Edgecomb 47-yard pass from Smith (Leroy kick). Time left: 6:42. Drive: 9 plays, 80 yards, 3:12. (USF 28, FAU 23).

USF - Williams 9-yard run (Alvarado kick). Time left: 0:29. Drive: 3 plays, 21 yards, 1:09. (USF 35, FAU 23).

Team Statistics

	WVU	USF
First Downs	22	18
Rushes-Yards	35-152	44-302
Passing Yards	259	122
Comp-Att-Int	23-47-1	17-27-1
Total Yards	411	424
Punts-Avg.	6-34.2	6-43.2
Punt Returns	3-6	1-1
Kickoff Returns	4-118	5-98
Interception Returns	1-28	1-0
Penalties-Yards	7-64	5-39
Fumbles-Lost	1-0	3-3
Sacks By	0-0	1-10
Third Down Conversions	7-19	4-12
Fourth Down Conversions	0-2	1-2
Time of Possession	32:28	27:32

One yellow and green sign summed it up best: USF, the only Undefeated School in Florida. Benjamin Williams and Matt Grothe made sure it stayed that way. Williams ran for 186 yards and four touchdowns, Grothe added 120 yards rushing and a score and No. 6 South Florida held off fellow upstart Florida Atlantic 35-23 on Saturday. The Bulls, playing with their highest ranking in school history, might even move up another notch after Illinois upset No. 5 Wisconsin. Then again, the lofty ranking was nearly short-lived. South Florida (5-0) committed four turnovers for the second straight game and gave FAU two chances to muster a game-winning drive. But Williams and Grothe did enough to overcome the mistakes. "For us to win this game with all those turnovers is remarkable," USF coach Jim Leavitt said. Williams had a 9-yard scoring run to break a 7-7 tie in the third quarter. Grothe made it 21-14 with a spinning, juking, tackle-breaking 32-yard run two possessions later. Williams' third TD run was even better. He spun out of one tackle, broke two more and scampered 54 yards to make it 28-17 with about 10 minutes remaining. "I just got out there and ran the ball every time they gave it to me," Williams said. "I just want to be consistent." Florida Atlantic (3-3), playing its home games about 15 miles from campus at Lockhart Stadium, was more consistent throughout the game and didn't quit against its first top-10 opponent. Rusty Smith hooked up with Dilvory Edgecomb for a 47-yard strike, cutting the lead to 28-23 with 6:42 to play. The Owls missed the 2-point conversion. FAU forced two punts in the closing minutes, but couldn't sustain a final drive. Williams' 9-yard score with 29 seconds remaining sealed the victory after FAU failed to convert on fourth down. "It's a bittersweet defeat because we didn't take advantage of all the opportunities we had to win the game," FAU coach Howard Schnellenberger said. "The sweet part of it is that we played them as well as anybody has this season." South Florida may have expected a letdown after its 21-13 victory over then-No. 5 West Virginia eight days ago. But few could have seen a near meltdown coming. Schnellenberger may have been one of them, especially after spending the last seven years building his FAU program in the mold of Leavitt's team, which has been around 11 seasons. Both relative newcomers are certainly closing the gap on Florida, Florida State and Miami. The latest win for South Florida, though, came with two key injuries. Defensive end George Selvie, who entered the game leading the nation in sacks, had one on the first series. It gave him 10 1/2 on the season, breaking the single-season school record. He was injured a short time later and played sparingly the rest of the way. "I'm a little banged up, but I'll be OK after some rehab," Selvie said. Running back Jamar Taylor sprained his left ankle early and did not return. Williams and Grothe picked up the slack. Williams' yardage, touchdowns and 25 carries all were career highs. He ran 19 times for 162 yards in the second half. Grothe carried 14 times, and completed 17 of 27 passes for 122 yards with an interception. Smith was 23-of-47 passing for 259 yards for FAU. He had three TD passes and an interception. "We did a lot of good things, but it's hard to claim a moral victory when you had a chance to win the game," Smith said. The Owls had several chances to build a big lead in the first half. But they missed three field goals and whiffed on what seemed like a sure sack. Grothe escaped two defenders on third-and-9, rolled right and found Amari Jackson for a 29-yard gain. The Bulls scored two plays later on Williams' 6-yard TD run, taking a 7-0 lead late in the first quarter. The Bulls had three turnovers in the opening half, and FAU turned one of them into points. The Owls missed field goals after the other two. Warley Leroy was wide left from 36, 42 and 45 yards in all. "I don't think we came out flat," Grothe said. "A few early turnovers got us down and it took a while to get back up."

FAU

Rushing	Att	Yds	TD	Lg
Willie Rose	10	59	0	14
Charles Pierre	12	57	0	23
Dilvory Edgecomb	4	27	0	25
B.J. Manley	5	17	0	12
Rusty Smith	4	-8	0	1

Passing	Att	Cmp	Yds	TD	Int	Lg
Rusty Smith	47	23	259	3	1	47

Receiving	No	Yds	TD	Lg
Jason Harmon	7	82	1	32
Cortez Gent	7	61	1	14
Dilvory Edgecomb	3	74	1	47
Chris Bonner	2	30	0	16
Jamari Grant	2	0	0	0
Rob Housler	1	7	0	7
Conshario Johnson	1	5	0	5

Punting	No	Yds	Avg	Lg
Keegan Peterson	6	205	34.2	44

Punt Returns	No	Yds	Lg
Tavious Polo	3	6	9

Kickoff Returns	No	Yds	Lg
Dilvory Edgecomb	4	118	34

Defensive Leaders

Unassisted Tackles: 7 - Cergile Sincere, Assisted Tackles: 6 - Cergile Sincere, Total Tackles: 13 - Cergile Sincere, Sacks: None, Interceptions: 1 - Corey Small

USF

Rushing	Att	Yds	TD	Lg
Benjamin Williams	25	186	4	54
Matt Grothe	14	120	1	32
Taurus Johnson	2	0	0	1
Jamar Taylor	3	-4	0	1

Passing	Att	Cmp	Yds	TD	Int	Lg
Matt Grothe	27	17	122	0	1	29

Receiving	No	Yds	TD	Lg
Amari Jackson	6	60	0	29
Cedric Hill	3	24	0	14
Jessie Hester, Jr.	2	16	0	11
Carlton Mitchell	2	8	0	8
Jamar Taylor	2	1	0	1
Benjamin Williams	1	9	0	9
Taurus Johnson	1	4	0	4

Punting	No	Yds	Avg	Lg
Delbert Alvarado	6	259	43.2	55

Punt Returns	No	Yds	Lg
Marcus Edwards	1	-1	0

Kickoff Returns	No	Yds	Lg
Jerome Murphy	3	75	37
Richard Kelly	1	7	7
Brandon Peguese	1	16	16

Defensive Leaders

Unassisted Tackles: 8 - Brouce Mompremier, Assisted Tackles: 8 - Tyrone McKenzie, Total Tackles: 11 - Tyrone McKenzie & Ben Moffitt, Sacks: 1 - George Selvie, Interceptions: 1 - Trae Williams



SCORING BY QUARTERS

	1	2	3	4	F
No. 2/3 USF	10	7	3	7	27
Rutgers	3	10	14	3	30

Attendance: 44,267

Time: 3:50

First Quarter

Rutgers - Ito 26-yard. Time left: 10:13. Drive: 12 plays, 72 yards, 4:52. (Rutgers 3, USF 0).

USF - Alvarado 47-yard field goal. Time left: 6:27. Drive: 8 plays, 34 yards, 3:35. (USF 3, Rutgers 3).

USF - Grothe 18-yard run (Alvarado kick). Time left: 3:58. Drive 5 plays, 57 yards, 1:31. (USF 10, Rutgers 3).

Second Quarter

Rutgers - Underwood three-yard pass from Teel (Ito kick). Time left: 13:02. Drive: 13 plays, 73 yards, 5:49. (USF 10, Rutgers 10).

USF - Hester Jr. 28-yard pass from Grothe (Alvarado kick). Time left: 7:10. Drive: 1 plays, 18 yards, 0:21. (USF 17, Rutgers 10).

Rutgers - Ito 40-yard field goal. Time left: 0:05. Drive: 10 plays, 48 yards, 1:01. (USF 17, Rutgers 13).

Third Quarter

Rutgers - Underwood 69-yard pass from Teel (Ito kick). Time left: 12:02. Drive: 3 plays, 75 yards, 1:25. (Rutgers 20, USF 17).

Rutgers - Brock 15-yard pass from DePaola (Ito kick). Time left: 4:09. Drive: 9 plays, 70 yards, 4:45. (Rutgers 27, USF 17).

USF - Alvarado 34-yard field goal. Time left: 1:30. Drive: 10 plays, 62 yards, 2:38. (Rutgers 27, USF 20).

Fourth Quarter

Rutgers - Ito 51-yard field goal. Time left: 11:59. Drive: 4 plays, 5 yards, 0:50. (Rutgers 30, USF 20).

USF - Ford one-yard run (Alvarado kick). Time left: 9:16. Drive: 8 plays, 70 yards, 2:37. (Rutgers 30, USF 27).

Team Statistics

	RU	USF
First Downs	18	20
Rushes-Yards	42-170	38-115
Passing Yards	230	247
Comp-Att-Int	13-32-0	17-35-1
Total Yards	400	362
Punts-Avg.	5-35.6	7-39.7
Punt Returns	2-4	1-0
Kickoff Returns	4-104	7-128
Interception Returns	1-0	0-0
Penalties-Yards	5-40	10-99
Fumbles-Lost	3-3	0-0
Sacks By	7-60	1-6
Third Down Conversions	6-16	2-14
Fourth Down Conversions	2-2	0-1
Time of Possession	31:23	28:37

2007 RECAP: RUTGERS 30, NO. 2/3 USF 27

RUTGERS STADIUM • PISCATAWAY, N.J.

OCTOBER 18, 2007 • 7:30 PM • ESPN

USF 6-1 (1-1 BIG EAST), RUTGERS 5-2 (2-1 BIG EAST)

Despite forcing three turnovers and heading into halftime with a lead, the No. 2 University of South Florida football team was unable to escape Piscataway, N.J. with a win. The Bulls are in second place in the Big East after the 30-27 loss to Rutgers. "Our first goal this season is to win the Big East and that goal has not changed," said USF head coach Jim Leavitt. "We are still right in the thick of things and will fight tooth and nail to bring that league championship to Tampa." USF jumped out to a 10-3 in lead in the opening quarter behind a 47-yard field goal by Delbert Alvarado and an 18-yard run by Matt Grothe. Grothe has run for four touchdowns in the last three games and gained 118 yards rushing the ball. Grothe connected with WR Marcus Edwards three time in the first half as the Bulls moved the chains well in the opening session. "I thought our offense was doing some good things in the first half and that we had some rhythm going," said Edwards. "We were able to find some seams in their defense." The Bulls went into the half with a 17-13 lead despite allowing a late field goal by the Scarlet Knights. USF also lost seven points on a controversial replay of the blocked field goal. Tyrone McKenzie blocked the field goal and Nate Allen briefly recovered the ball before fumbling it up field. McKenzie attempted to scoop the ball up and lost control of it while being tackled from behind. Trae Williams finally secured the ball and took it to the house, but the play was called back and marked at the 39-yard line because the replay official ruled that McKenzie's fumble was an illegal forward lateral. After two Rutgers scores, Delbert Alvarado converted from 34 yards and the Bulls cut their deficit to 24-20. Grothe engineered an eight play 70 yard drive that was capped off by a Mike Ford 1 yard touchdown run in the fourth quarter. The TD narrowed the margin to 30-27 win nine minutes to play in the game. The Bulls had three more possessions but were unable to advance the ball into field goal range.

RUTGERS

Rushing	Att	Yds	TD	Lg
Ray Rice	39	181	0	33
Team	2	-5	0	0
Jabu Lovelace	1	-6	0	0

Passing	Att	Cmp	Yds	TD	Int	Lg
Mike Teel	29	11	179	2	0	69
Jeremy Ito	1	1	36	0	0	36
Team	1	0	0	0	0	0
Andrew DePaola	1	1	15	1	15	0
Jabu Lovelace	0	0	0	0	0	0

Receiving	No	Yds	TD	Lg
Tiquan Underwood	5	114	2	69
Kevin Brock	3	32	1	15
Kenny Britt	2	27	0	20
James Townsend	1	36	0	36
Tim Brown	1	20	0	20
Chris Rudanovic	1	1	0	1

Punting	No	Yds	Avg	Lg
Jeremy Ito	5	178	35.6	44

Punt Returns	No	Yds	Lg
Tim Brown	2	4	0

Kickoff Returns	No	Yds	Lg
Tim Brown	1	32	32
James Townsend	2	54	37
Dennis Campbell	1	18	18

Defensive Leaders

Unassisted Tackles: 4 - Courtney Greene, Zaire Kitchen, Jason McCourty, Assisted Tackles: 6 - Courtney Greene, Kevin Malast, Total Tackles: 10 - Courtney Greene, Sacks: 2 - Jamaal Westerman, Interceptions: 1 - Zaire Kitchen

USF

Rushing	Att	Yds	TD	Lg
Matt Grothe	18	58	1	19
Benjamin Williams	11	44	0	15
Mike Ford	4	9	1	5
Jamar Taylor	5	4	0	2

Passing	Att	Cmp	Yds	TD	Int	Lg
Matt Grothe	34	17	247	1	1	33
Team	1	0	0	0	0	0

Receiving	No	Yds	TD	Lg
Marcus Edwards	4	50	0	25
Jessie Hester Jr.	3	55	1	28
Dontavia Bogan	3	52	0	26
Carlton Mitchell	2	36	0	33
Courtney Denson	2	21	0	11
Cedric Hill	1	23	0	23
Amarri Jackson	1	8	0	8
Benjamin Williams	1	2	0	2

Punting	No	Yds	Avg	Lg
Delbert Alvarado	7	278	39.7	45

Punt Returns	No	Yds	Lg
Marcus Edwards	1	0	0

Kickoff Returns	No	Yds	Lg
Ryan Gilliam	3	44	18
Taurus Johnson	1	24	24
Jerome Murphy	3	60	25

Defensive Leaders

Unassisted Tackles: 6 - Ben Moffitt, Assisted Tackles: 6 - Tyrone McKenzie, Carlton Mitchell, Total Tackles: 11 - Tyone McKenzie, Sacks: 1 - Tyrone McKenzie, Interceptions: None



SCORING BY QUARTERS

	1	2	3	4	F
No. 11/12 USF	0	0	9	6	15
Connecticut	3	13	3	3	22

Attendance: 40,000 Time: 3:20

First Quarter

UConn - Brouse 3-yard pass from Lorenzen (Cullen pass failed). Time left: 9:16. Drive: 14 plays, 80 yards, 5:44. (UConn 9, USF 0).

UConn - Lutrus 23-yard interception return (Ciaravino kick). Time left: 8:25. Drive: 0 plays, 23 yards, 0:00. (UConn 16, USF 0).

Third Quarter

USF - Team safety. Time left: 6:07 (UConn 16, USF 2).

USF - Grothe 10-yard run (Alvarado kick). Time left: 5:38. Drive: 3 plays, 63 yards, 0:29. (UConn 16, USF 9).

UConn - Ciaravino 27-yard field goal. Time left: 1:34. Drive: 12 plays, 51 yards, 4:04. (UConn 19, USF 9).

Fourth Quarter

USF - Alvarado 47-yard field goal. Time left: 12:48. Drive: 10 plays, 52 yards, 3:46. (UConn 19, USF 12).

USF - Alvarado 27-yard field goal. Time left: 7:37. Drive: 10 plays, 37 yards, 3:11. (UConn 19, USF 15).

UConn - Ciaravino 20-yard field goal. Time left: 5:19. Drive: 6 plays, 50 yards, 2:18. (UConn 22, USF 15).

Team Statistics

	UConn	USF
First Downs	18	20
Rushes-Yards	44-251	46-159
Passing Yards	189	194
Comp-Att-Int	16-30-2	13-26-1
Total Yards	440	353
Punts-Avg.	4-37.2	5-30.2
Punt Returns	5-35	0-0
Kickoff Returns	7-155	3-51
Interception Returns	1-6	2-23
Penalties-Yards	10-79	6-39
Fumbles-Lost	1-0	1-0
Sacks By	3-27	1-5
Third Down Conversions	4-16	7-16
Fourth Down Conversions	1-2	0-0
Time of Possession	27:22	32:38

2007 RECAP: UCONN 22, NO. 11/12 USF 15
RENTSCHLER STADIUM • HARTFORD, CONN.
OCTOBER 27, 2007 • 3:30 PM • ABC
USF 6-2 (1-2 BIG EAST), CONNECTICUT 7-1 (3-0 BIG EAST)

One of the most largest comebacks in University of South Florida football history fell 12 yards short. USF nearly battled all the back from a 16-0 halftime deficit before falling to UConn, 22-15, at Rentschler Field in Hartford. USF's offense caught fire in the second half behind the legs and arm of sophomore QB Matt Grothe. Grothe ran for a career high 146 yards with 100 coming in the second half. On the Bulls third possession of the second half, Grothe popped off a 53-yard run to put the Bulls within the 10 yard line. The run was the longest of his career and included several broken tackles. "I was just able to slip out of a couple tackles and find some space in the secondary," said Grothe. He found more space on the next play, a QB draw that he scored on from 10 yards out. "We finally got some momentum going there," said USF head coach Jim Leavitt. "Matt was phenomenal all game long and they really had some trouble with him on that drive." Grothe's score was setup when Jerome Murphy blocked a punt deep in UConn territory. The loose ball rolled into the end zone and eluded the grasp of Tyller Roberts, who nearly had his first career touchdown. The safety was the second of the season for USF. "I didn't think there was anything that was going to stop us after that," said TE Cedric Hill, who had three reception for 55 yards while lining up at TE and in the slot at WR throughout the game. USF would score on its next two drives. Kicker Delbert Alvarado nailed a 47-yard field goal early in the fourth quarter and followed that up with a 27 yards conversion with 7:37 to play. Down four, 19-15, the Bulls staved off a Huskies touchdown and forced a field goal before taking its final possession with 5:39 to play. USF drove from its own 38 to the UConn one-yard line on second and goal. The Bulls would get no closer on two rushing attempts and an incomplete pass on fourth and goal. "We fought hard and I am proud of this team for that," said Leavitt. "The road in the BIG EAST is never easy and that continues to be true this season. We have to be a little better and we can start next Saturday at home against Cincinnati."

UConn

Rushing	Att	Yds	TD	Lg
Andre Dixon	32	167	0	25
Donald Brown	1	1	0	1
TEAM	2	-4	0	0
Tyler Lorenzen	11	-5	0	15

Passing	Att	Cmp	Yds	TD	Int	Lg
Tyler Lorenzen	25	13	194	1	1	38
TEAM	1	0	0	0	0	0

Receiving	No	Yds	TD	Lg
D.J. Hernandez	3	60	0	38
Andre Dixon	3	42	0	27
Larry Taylor	2	21	0	21
Donald Brown	2	18	0	14
Brad Kanuch	1	35	0	35
T. Jeffers	1	15	0	15
Steve Brouse	1	3	1	3

Punting	No	Yds	Avg	Lg
Desi Cullen	4	151	37.8	53
TEAM	1	0	0	0

Punt Returns	No	Yds	Lg
None			

Kickoff Returns	No	Yds	Lg
Larry Taylor	1	16	16
Steve Brouse	1	8	8
Tyvon Branch	1	27	27

Defensive Leaders

Defensive Leaders
 Unassisted Tackles: 6-Danny Lansanah, Assisted Tackles: 10- Danny Lansanah, Total Tackles: 11-Danny Lansanah, Sacks: 1-Cody Brown, Interceptions: 1-Scott Lutrus and Robert McClain.

USF

Rushing	Att	Yds	TD	Lg
Matt Grothe	25	146	1	53
Jamar Taylor	5	52	0	54
Benjamin Williams	5	28	0	22
Mike Ford	7	27	0	13
Moise Plancher	1	0	0	0
TEAM	1	0	-2	0

Passing	Att	Cmp	Yds	TD	Int	Lg
Matt Grothe	30	16	189	0	2	35

Receiving	No	Yds	TD	Lg
Jessie Hester, Jr.	6	50	0	17
Cedric Hill	3	55	0	35
Dontavia Bogan	2	30	0	22
Carlton Mitchell	2	29	0	19
Marcus Edwards	1	16	0	16
Benjamin Williams	1	7	0	7
Jamar Taylor	1	2	0	2

Punting	No	Yds	Avg	Lg
Delbert Alvarado	4	149	37.2	40

Punt Returns	No	Yds	Lg
Marcus Edwards	4	23	9
Jerome Murphy	1	12	0

Kickoff Returns	No	Yds	Lg
Jerome Murphy	5	121	29
Ryan Gilliam	2	34	20

Defensive Leaders

Unassisted Tackles: 4-Carlton Williams and Trae Williams, Assisted Tackles: 7-Tyrone McKenzie, Total Tackles: 6.5-Tyrone McKenzie and Brouse Mompremier, Sacks: 2-George Selvie, Interceptions: 1-Trae Williams

NUMERICAL ROSTER

1	Jason Sherman
1	Jerrell Young
2	Dylan Douglas
2	Carlton Mitchell
3	Jerome Murphy
3	Moise Plancher
3	Alton Voss
4	Mike Jenkins
5	Nate Allen
5	A.J. Love
6	Edner Alcín
6	Tyller Roberts
7	Courtney Denson
7	Louis Gachette
8	Matt Grothe
9	Cedric Hill
11	Marcus Edwards
12	Micah Morgan
12	Anthony Severino
13	Tyson Butler
14	David Cozzo
15	Grant Gregory
16	Quenton Washington
17	Matt Piloto
17	Danny Verpaele
18	Amarri Jackson
19	Antwon Hanks
20	Aston Samuels
21	Trae Williams
22	Ryan Gilliam
23	Jamaal Jenkins
23	Rhett Hamrick
24	Shawn Cannon
25	Delbert Alvarado
26	Mike Ford
27	Tyrone McKenzie
27	Justin Teachey
28	Rafael Bennett
29	Colby Erskin
30	Benjamin Williams
31	William Criswell
32	Carlton Williams
33	Jamar Taylor
34	Morgan Riley
35	Cameron Perkins
36	Iliia Petrov
37	Marquise Pease
38	Mike Padilla
39	Richard Kelly
40	Houston Hess
41	Jason Fox
41	Patrick Hampton
42	Marvin Peoples
43	Sabbath Joseph
44	Josh Soto
46	Kyle Dampier
47	Brandon Peguese
48	Joshua Smiley
49	Chris Robinson
50	Bradley Chancey
51	Keith McCaskill

ALPHABETICAL ROSTER

6	Edner Alcín	WR	6-2	174	Fr.	Tampa, Fla.	Chamberlain
5	Nate Allen	DB	6-2	200	So.	Cape Coral, Fla.	Cape Coral
25	Delbert Alvarado	PK	6-0	196	So.	Tampa, Fla.	Robinson
93	Matt Aycox	DE	6-1	240	Fr.	Gainesville, Fla.	Gainesville
28	Rafael Bennett	FB	6-0	205	Jr.	Pensacola, Fla.	Woodham
81	Dontavia Bogan	WR	6-1	180	Fr.	Thomasville, Ga.	Central County
90	Jarriett Buie	DE	6-4	249	Sr.	Tampa, Fla.	Armwood
82	Ben Busbee	TE	6-3	242	So.	Mobile, Ala.	McGill-Toolen
13	Tyson Butler	RB	5-11	170	Fr.	Ft. Myers, Fla.	Cypress Lake
24	Shawn Cannon	RB	5-11	213	Jr.	Pensacola, Fla.	Tate
69	Nick Capogna	OC	6-3	265	Sr.	Clearwater, Fla.	Clearwater Catholic
70	Jared Carnes	OT	6-7	306	Sr.	St. Petersburg, Fla.	St. Petersburg Catholic
50	Bradley Chancey	LB	6-0	220	Fr.	St. Petersburg, Fla.	Boca Ciega
76	Richard Clebert	NT	6-1	312	Sr.	Miami, Fla.	Edison
14	David Cozzo	WR	5-10	160	Fr.	Miami, Fla.	Palmetto
94	Allen Cray	DT	6-0	266	Sr.	Lake City, Fla.	Columbia
31	William Criswell	P	5-10	174	Jr.	St. Petersburg, Fla.	St. Petersburg
46	Kyle Dampier	NT	6-4	254	Fr.	Merritt Island, Fla.	Merritt Island
52	Lucas Darr	LB	5-9	202	Fr.	Clearwater, Fla.	Countryside (NC State)
7	Courtney Denson	WR	5-11	193	Sr.	Miami, Fla.	Central (Auburn)
78	Marc Dile	OT	6-4	309	Jr.	Miami, Fla.	Edison
2	Dylan Douglas	DB	5-10	182	Fr.	Jacksonville, Fla.	Jackson
58	Darryl Dudding	LS	6-2	261	Jr.	St. Petersburg, Fla.	Indian Rocks Christian
74	Thomas Edenfield	OT	6-6	297	Jr.	Jacksonville, Fla.	Bartram Trail
11	Marcus Edwards	WR	5-11	164	Jr.	Mayo, Fla.	Lafayette
29	Colby Erskin	WR	5-9	185	So.	Seminole, Fla.	Seminole
99	David Fonua	DE	6-2	255	Fr.	Bradenton, Fla.	Southeast
26	Mike Ford	RB	6-2	225	Fr.	Sarasota, Fla.	Sarasota
41	Jason Fox	FB	6-0	259	So.	Valrico, Fla.	Durant
7	Louis Gachette	DB	6-3	215	Jr.	Immokalee, Fla.	Immokalee
63	Corian Garrison	DT	6-4	295	Fr.	Starke, FL	Bradford HS
62	Sampson Genus	OC	6-1	308	Fr.	Lake City, Fla.	Columbia
96	Woody George	DE	6-3	237	Sr.	Belle Glade, Fla.	Glades Central
22	Ryan Gilliam	DB	5-10	175	Sr.	Tallahassee, Fla.	Lincoln (Oregon)
15	Grant Gregory	QB	6-1	205	Jr.	Athens, Ohio	Athens (Indiana)
77	Jake Griffin	OG	6-4	307	Jr.	Seffner, Fla.	Armwood
8	Matt Grothe	QB	6-0	213	So.	Lakeland, Fla.	Lake Gibson
41	Patrick Hampton	DE	6-3	214	Fr.	Lithonia, Ga.	Martin Luther King
23	Rhett Hamrick	WR	6-5	190	Fr.	Altamonte Springs, Fla.	Lake Brantley
19	Antwon Hanks	WR	6-3	200	So.	Lake Weir, Fla.	Lake Weir
98	Aaron Harris	DT	6-4	264	So.	Williston, Fla.	Williston
61	Zach Hermann	OG	6-3	313	Fr.	Oldsmar, Fla.	East Lake
72	Joe Herzhauser	OT	6-4	263	Fr.	St. Petersburg, Fla.	Lakewood
40	Houston Hess	LB	6-3	206	So.	Oswego, Ill.	Oswego
87	Jessie Hester, Jr.	WR	6-0	174	So.	Belle Glade, Fla.	Glades Central
9	Cedric Hill	TE	6-3	230	Jr.	Valdosta, Ga.	Valdosta
79	Chaz Hine	OG	6-4	289	Fr.	Lithia, Fla.	Newsome
71	Matt Huners	OG	6-3	305	Jr.	Palm Harbor, Fla.	Palm Harbor University
18	Amarri Jackson	WR	6-5	202	Sr.	Sarasota, Fla.	Sarasota Riverview
23	Jamaal Jenkins	DB	5-11	194	Jr.	Belle Glade, Fla.	Glades Central
4	Mike Jenkins	DB	6-0	197	Sr.	Bradenton, Fla.	Southeast
89	Taurus Johnson	WR	6-1	204	Jr.	Cape Coral, Fla.	Cape Coral
43	Sabbath Joseph	LB	6-0	221	Fr.	Miami, Fla.	Central
39	Richard Kelly	FB	6-0	249	Fr.	Bushnell, Fla.	South Sumter
85	Andrew Ketchel	TE	6-4	237	Fr.	Shalimar, Fla.	Choctowhatchee
5	A.J. Love	WR	6-3	196	Fr.	Bradenton, Fla.	Southeast
54	Kenneth Luberice	DT	6-0	231	Jr.	Spanish River, Fla.	Spanish River
51	Keith McCaskill	LB	5-11	231	Fr.	Tallahassee, Fla.	Godby
66	Kevin McCaskill	OC	6-2	300	Fr.	Tallahassee, Fla.	Godby
97	Terrell McClain	DL	6-3	306	Fr.	Pensacola, Fla.	Pensacola
86	Shane McElwain	TE	6-4	251	So.	Palm Beach, Fla.	Central

ALPHABETICAL ROSTER

NUMERICAL ROSTER

56	Mike McGowan	OG	6-5	260	Fr.	Boca Raton, Fla.	West Boca Raton
27	Tyrone McKenzie	LB	6-2	235	Jr.	Riverview, Fla.	Riverview (Iowa State)
57	Alonzo McQueen	DT	6-1	255	Fr.	Jacksonville, Fla.	Lee
56	Sam Miller	LB	5-11	210	Sr.	Bushnell, Fla.	South Sumter
2	Carlton Mitchell	WR	6-4	197	Fr.	Lutz, Fla.	Gaither
59	Ben Moffitt	LB	6-2	245	Sr.	Bushnell, Fla.	South Sumter
53	Brouce Mompremier	LB	6-1	227	Jr.	Miami, Fla.	Edison
12	Micah Morgan	DB	5-10	168	Jr.	Tallahassee, Fla.	Leon (Missouri State)
3	Jerome Murphy	DB	6-1	176	So.	Elizabeth, N.J.	Elizabeth
88	Quincy Okolie	TE	6-5	230	Fr.	West Palm Beach, Fla.	Palm Beach Central
38	Mike Padilla	FB	6-0	222	Jr.	Cape Coral, Fla.	Cape Coral
37	Marquise Pease	RB	5-11	190	Jr.	Tampa, Fla.	Sickles
47	Brandon Peguese	DT	6-1	241	Fr.	Greensboro, N.C.	Grimsley
42	Marvin Peoples	LB	6-2	242	So.	Apopka, Fla.	Apopka (Maryland)
35	Cameron Perkins	DB	5-10	180	Jr.	Pensacola, Fla.	Woodham
36	Iliia Petrov	P	5-11	192	So.	Tampa, Fla.	Tampa Bay Tech
17	Matt Piloto	QB	6-5	220	Fr.	Lemon Bay, Fla.	Englewood
3	Moise Plancher	RB	5-9	200	So.	Naples, Fla.	Barron Collier
92	Darren Powe	DE	6-3	244	Fr.	Mayo, Fla.	Lafayette
80	Patrick Richardson	WR	6-0	163	Fr.	Pensacola, Fla.	Woodham
91	Julian Riley	NT	6-3	288	Sr.	St. Petersburg, Fla.	Lakewood (Florida)
6	Tyler Roberts	DB	6-1	185	Jr.	Orlando, Fla.	Edgewater
34	Morgan Riley	K	6-1	190	Jr.	Seminole, Fla.	Seminole HS (Murray St.)
49	Chris Robinson	LB	6-3	233	So.	Bunnell, Fla.	Flagler Palm Coast
58	Caleb Russell	LB	6-1	215	Fr.	Bradenton, Fla.	Southeast
20	Aston Samuels	RB	5-10	176	Fr.	Belle Glade, Fla.	Glades Central
65	Ryan Schmidt	OG	6-4	327	Jr.	Boca Raton, Fla.	Boca Raton (Kansas State)
95	George Selvie	DE	6-4	242	So.	Pensacola, Fla.	Pine Forest
67	Eric Setser	LS	6-1	240	So.	Richwood, Ohio	North Union
12	Anthony Severino	QB	6-2	175	Sr.	Tampa, Fla.	Jesuit
1	Jason Sherman	WR	6-4	197	Fr.	Jacksonville, Fla.	First Coast
64	Jacob Sims	OT	6-4	265	Fr.	Winter Park, Fla.	Winter Park
48	Joshua Smiley	DE	6-3	230	Fr.	Milton, Fla.	Milton
44	Josh Soto	LB	6-0	233	Fr.	Coral Gables, Fla.	Coral Gables
55	Donte Spires	LB	6-3	222	So.	Tampa, Fla.	Plant
33	Jamar Taylor	RB	5-9	205	Fr.	Lakeland, Fla.	Lakeland (Alabama)
27	Justin Teachey	PK	5-11	176	Jr.	Palmetto, Fla.	Palmetto
73	Danny Tolley	OT	6-6	302	So.	Wesley Chapel, Fla.	Wesley Chapel
3	Alton Voss	QB	6-2	225	Fr.	Holiday, Fla.	Gulf
75	Walt Walker	OT	6-5	333	Sr.	Ft. Lauderdale, Fla.	South Plantation
68	Mike Walsh	LS	5-10	210	Fr.	Tampa, Fla.	Plant
55	Jeremiah Warren	OG	6-4	326	Fr.	Panama City, Fla.	Bay
16	Quenton Washington	DB	5-10	172	Fr.	Ft. Myers, Fla.	North Ft. Myers
30	Benjamin Williams	RB	5-7	200	Jr.	Lake Wales, Fla.	Lake Wales
32	Carlton Williams	DB	6-4	214	Jr.	Valdosta, Ga.	Valdosta
21	Trae Williams	DB	5-10	193	Sr.	Plant City, Fla.	Durant
1	Jerrell Young	DB	6-2	210	Fr.	St. Petersburg, Fla.	Gibbs

52	Lucas Darr
53	Brouce Mompremier
54	Kenneth Luberice
55	Donte Spires
55	Jeremiah Warren
56	Mike McGowan
56	Sam Miller
57	Alonzo McQueen
58	Darryl Dudding
58	Caleb Russell
59	Ben Moffitt
61	Zach Hermann
62	Sampson Genus
63	Corrian Garrison
64	Jacob Sims
65	Ryan Schmidt
66	Kevin McCaskill
67	Eric Setser
68	Mike Walsh
69	Nick Capogna
70	Jared Carnes
71	Matt Huners
72	Joe Herzhauser
73	Danny Tolley
74	Thomas Edenfield
75	Walt Walker
75	Corian Garrison
76	Richard Clebert
77	Jake Griffin
78	Marc Dile
79	Chaz Hine
80	Patrick Richardson
81	Dontavia Bogan
82	Ben Busbee
85	Andrew Ketchel
86	Shane McElwain
87	Jessie Hester, Jr.
88	Quincy Okolie
89	Taurus Johnson
90	Jarriett Buie
91	Julian Riley
92	Darren Powe
93	Matt Aycox
94	Allen Cray
95	George Selvie
96	Woody George
97	Terrell McClain
98	Aaron Harris
99	David Fonua

2007 USF Football

USF Combined Team Statistics (as of Oct 28, 2007)

All games

RECORD:	OVERALL	HOME	AWAY	NEUTRAL
ALL GAMES.....	(6-2-0)	(4-0-0)	(2-2-0)	(0-0-0)
CONFERENCE.....	(1-2-0)	(1-0-0)	(0-2-0)	(0-0-0)
NON-CONFERENCE.....	(5-0-0)	(3-0-0)	(2-0-0)	(0-0-0)

DATE	OPPONENT	W/L	SCORE	ATTEND
Sep 01, 2007	ELON	W	28-13	33639
Sept 8, 2007	at Auburn	W OT	26-23	82617
Sep 22, 2007	NC	W	37-10	37753
*Sep 28, 2007	#5 WVU	W	21-13	67012
Oct 06, 2007	at Florida Atlantic	W	35-23	21106
Oct 13, 2007	UCF	W	64-12	65948
*Oct 18, 2007	at RUTGERS	L	27-30	44267
*Oct 27, 2007	at CONNECTICUT	L	15-22	40000

RUSHING	GP	Att	Gain	Loss	Net	Avg	TD	Long	Avg/G
GROTHE, Matt	8	124	728	178	550	4.4	6	53	68.8
WILLIAMS, Benja	8	79	409	28	381	4.8	5	54	47.6
FORD, Mike	7	57	309	22	287	5.0	6	48	41.0
TAYLOR, Jamar	8	44	162	18	144	3.3	2	54	18.0
SAMUELS, Aston	5	13	46	4	42	3.2	0	14	8.4
GREGORY, Grant	3	6	32	1	31	5.2	0	14	10.3
CANNON, Shawn	1	3	17	0	17	5.7	0	13	17.0
JOHNSON, Taurus	7	5	10	2	8	1.6	0	5	1.1
PADILLA, Mike	1	1	6	0	6	6.0	0	6	6.0
SEVERINO, Antho	6	1	5	0	5	5.0	0	5	0.8
JACKSON, Amari	8	1	5	0	5	5.0	0	5	0.6
MITCHELL, Carlt	8	1	3	0	3	3.0	0	3	0.4
PLANCHER, Moise	3	2	1	0	1	0.5	0	1	0.3
TEACHEY, Justin	8	1	0	12	-12	-12.0	0	0	-1.5
TEAM	6	7	0	19	-19	-2.7	0	0	-3.2
Total.....	8	345	1733	284	1449	4.2	19	54	181.1
Opponents.....	8	311	1291	324	967	3.1	3	37	120.9

PASSING	GP	Effic	Cmp-Att-Int	Pct	Yds	TD	Lng	Avg/G
GROTHE, Matt	8	118.80	134-235-6	57.0	1557	8	55	194.6
GREGORY, Grant	3	249.29	5-9-0	55.6	129	2	75	43.0
SEVERINO, Antho	6	332.60	1-2-0	50.0	28	1	28	4.7
TEAM	6	0.00	0-1-0	0.0	0	0	0	0.0
Total.....	8	124.81	140-247-6	56.7	1714	11	75	214.2
Opponents.....	8	96.28	144-287-13	50.2	1492	10	69	186.5

RECEIVING	GP	No.	Yds	Avg	TD	Long	Avg/G
JOHNSON, Taurus	7	22	260	11.8	2	34	37.1
HESTER, Jessie	8	22	256	11.6	3	28	32.0
JACKSON, Amari	8	21	247	11.8	2	36	30.9
MITCHELL, Carlt	8	15	280	18.7	2	75	35.0
WILLIAMS, Benja	8	13	156	12.0	0	31	19.5
HILL, Cedric	8	11	159	14.5	1	35	19.9
EDWARDS, Marcus	8	9	97	10.8	0	25	12.1
BOGAN, Dontavia	7	7	86	12.3	0	26	12.3
TAYLOR, Jamar	8	7	37	5.3	0	11	4.6
DENSON, Courtne	8	5	71	14.2	0	27	8.9
BUSBEE, Ben	8	3	18	6.0	0	10	2.2
FORD, Mike	7	2	12	6.0	1	11	1.7
SAMUELS, Aston	5	2	9	4.5	0	5	1.8
ALCIN, Edner	6	1	26	26.0	0	26	4.3
Total.....	8	140	1714	12.2	11	75	214.2
Opponents.....	8	144	1492	10.4	10	69	186.5

FIELD GOALS	FGM-FGA	Pct	01-19	20-29	30-39	40-49	50-99	Lg	Blk
ALVARADO, Delbe	11-20	55.0	1-1	2-4	5-8	3-7	0-0	47	2

SCORING	TD	FGs	Kick	Rush	Rcv	Pass	DXP	Saf	Points
ALVARADO, Delbe	0	11-20	30-30	0-0	0	0-0	0	0	63
FORD, Mike	7	0-0	0-0	0-0	0	0-0	0	0	42
GROTHE, Matt	6	0-0	0-0	0-0	0	0-0	0	0	36
WILLIAMS, Benja	5	0-0	0-0	0-0	0	0-0	0	0	30
HESTER, Jessie	3	0-0	0-0	0-0	0	0-0	0	0	18
TAYLOR, Jamar	2	0-0	0-0	0-0	0	0-0	0	0	12
MITCHELL, Carlt	2	0-0	0-0	0-0	0	0-0	0	0	12
JACKSON, Amari	2	0-0	0-0	0-0	0	0-0	0	0	12
JOHNSON, Taurus	2	0-0	0-0	0-0	0	0-0	0	0	12
MOFFITT, Ben	1	0-0	0-0	0-0	0	0-0	0	0	6

TEAM STATISTICS	USF	OPP
FIRST DOWNS.....	155	139
Rushing.....	74	60
Passing.....	73	67
Penalty.....	8	12
RUSHING YARDAGE.....	1449	967
Yards gained rushing...	1733	1291
Yards lost rushing.....	284	324
Rushing Attempts.....	345	311
Average Per Rush.....	4.2	3.1
Average Per Game.....	181.1	120.9
TDs Rushing.....	19	3
PASSING YARDAGE.....	1714	1492
Att-Comp-Int.....	247-140-6	287-144-13
Average Per Pass.....	6.9	5.2
Average Per Catch.....	12.2	10.4
Average Per Game.....	214.2	186.5
TDs Passing.....	11	10
TOTAL OFFENSE.....	3163	2459
Total Plays.....	592	598
Average Per Play.....	5.3	4.1
Average Per Game.....	395.4	307.4
KICK RETURNS: #-YARDS....	36-718	40-928
PUNT RETURNS: #-YARDS....	28-227	14-83
INT RETURNS: #-YARDS....	13-151	6-90
FUMBLES-LOST.....	15-10	16-12
PENALTIES-YARDS.....	61-526	47-364
PUNTS-AVG.....	43-41.0	48-38.5
TIME OF POSSESSION/GAME..	28:38	31:22
3RD-DOWN CONVERSIONS.....	40/121	37/132
4TH-DOWN CONVERSIONS.....	8/13	8/16

INTERCEPTIONS	No.	Yds	Avg	TD	Long
ALLEN, Nate	3	7	2.3	0	7
WILLIAMS, Trae	3	6	2.0	0	6
MOFFITT, Ben	3	76	25.3	1	41
JENKINS, Mike	2	41	20.5	0	38
MOMPRESMIER, Bro	1	17	17.0	0	17
GACHETTE, Louis	1	4	4.0	0	4
Total.....	13	151	11.6	1	41
Opponents.....	6	90	15.0	1	28

PUNTING	No.	Yds	Avg	Long	TB	FC	I20	Blkd
ALVARADO, Delbe	36	1513	42.0	57	8	6	10	0
TEACHEY, Justin	7	248	35.4	41	1	4	0	0
Total.....	43	1761	41.0	57	9	10	10	0
Opponents.....	48	1848	38.5	53	0	7	10	1

PUNT RETURNS	No.	Yds	Avg	TD	Long
EDWARDS, Marcus	21	130	6.2	0	29
JACKSON, Amari	6	85	14.2	0	37
MURPHY, Jerome	1	12	12.0	0	0
Total.....	28	227	8.1	0	37
Opponents.....	14	83	5.9	0	24

KICK RETURNS	No.	Yds	Avg	TD	Long
MURPHY, Jerome	18	451	25.1	0	59
JOHNSON, Taurus	7	142	20.3	0	33
GILLIAM, Ryan	5	78	15.6	0	20
WILLIAMS, Benja	2	24	12.0	0	13
KELLY, Richard	1	7	7.0	0	7
TEAM	1	0	0.0	0	0
PEGUESE, Brando	1	16	16.0	0	16
WILLIAMS, Trae	1	0	0.0	0	0
Total.....	36	718	19.9	0	59
Opponents.....	40	928	23.2	0	39

ALL PURPOSE	G	Rush	Rec	PR	KOR	IR	Tot	Avg/G
WILLIAMS, Benja	8	381	156	0	24	0	561	70.1
GROTHE, Matt	8	550	0	0	0	0	550	68.8

2007 USF Football
 USF Game Results (as of Oct 27, 2007)
 All games

Date	Opponent	Score	Overall Record	Conference Record	Time	Attend
----	-----	-----	-----	-----	----	-----
Sep 01, 2007	ELON	W 28-13	1- 0- 0	0- 0- 0	3:31	33639
Sept 8, 2007	at Auburn	WO 26-23	2- 0- 0	0- 0- 0	3:41	82617
Sep 22, 2007	NC	W 37-10	3- 0- 0	0- 0- 0	03:21	37753
* Sep 28, 2007	#5 WVU	W 21-13	4- 0- 0	1- 0- 0	3:12	67012
Oct 06, 2007	at Florida Atlantic	W 35-23	5- 0- 0	1- 0- 0	3:40	21106
Oct 13, 2007	UCF	W 64-12	6- 0- 0	1- 0- 0	3:44	65948
* Oct 18, 2007	at RUTGERS	27-30 L	6- 1- 0	1- 1- 0	3:50	44267
* Oct 27, 2007	at CONNECTICUT	15-22 L	6- 2- 0	1- 2- 0	3:20	40000

* indicates conference game

2007 USF Football

USF Overall Team Statistics (as of Oct 27, 2007)

All games

TEAM STATISTICS	USF	OPP
SCORING.....	253	146
Points Per Game.....	31.6	18.2
FIRST DOWNS.....	155	139
Rushing.....	74	60
Passing.....	73	67
Penalty.....	8	12
RUSHING YARDAGE.....	1449	967
Yards gained rushing.....	1733	1291
Yards lost rushing.....	284	324
Rushing Attempts.....	345	311
Average Per Rush.....	4.2	3.1
Average Per Game.....	181.1	120.9
TDs Rushing.....	19	3
PASSING YARDAGE.....	1714	1492
Att-Comp-Int.....	247-140-6	287-144-13
Average Per Pass.....	6.9	5.2
Average Per Catch.....	12.2	10.4
Average Per Game.....	214.2	186.5
TDs Passing.....	11	10
TOTAL OFFENSE.....	3163	2459
Total Plays.....	592	598
Average Per Play.....	5.3	4.1
Average Per Game.....	395.4	307.4
KICK RETURNS: #-YARDS.....	36-718	40-928
PUNT RETURNS: #-YARDS.....	28-227	14-83
INT RETURNS: #-YARDS.....	13-151	6-90
KICK RETURN AVERAGE.....	19.9	23.2
PUNT RETURN AVERAGE.....	8.1	5.9
INT RETURN AVERAGE.....	11.6	15.0
FUMBLES-LOST.....	15-10	16-12
PENALTIES-YARDS.....	61-526	47-364
Average Per Game.....	65.8	45.5
PUNTS-YARDS.....	43-1761	48-1848
Average Per Punt.....	41.0	38.5
Net punt average.....	34.8	33.8
TIME OF POSSESSION/GAME.....	28:38	31:22
3RD-DOWN CONVERSIONS.....	40/121	37/132
3rd-Down Pct.....	33%	28%
4TH-DOWN CONVERSIONS.....	8/13	8/16
4th-Down Pct.....	62%	50%
SACKS BY-YARDS.....	24-157	16-151
MISC YARDS.....	34	10
TOUCHDOWNS SCORED.....	31	14
FIELD GOALS-ATTEMPTS.....	11-20	16-23
ON-SIDE KICKS.....	0-0	1-1
RED-ZONE SCORES.....	31-40 77%	21-27 78%
RED-ZONE TOUCHDOWNS.....	23-40 57%	10-27 37%
PAT-ATTEMPTS.....	30-30 100%	12-12 100%
ATTENDANCE.....	204352	187990
Games/Avg Per Game.....	4/51088	4/46998
Neutral Site Games.....		0/0

SCORE BY QUARTERS	1st	2nd	3rd	4th	OT	Total
USF.....	64	44	71	68	6	253
Opponents.....	16	56	33	38	3	146

2007 USF Football

USF Individual Season/Career Statistics (as of Oct 28, 2007)

All games

SEASON STATISTICS

CAREER STATISTICS

RUSHING	GP	Att	Gain	Loss	Net	Avg	TD	Long	Avg/G	GP	Att	Gain	Loss	Net	Avg	TD	Long	Avg/G
GROTHE, Matt	8	124	728	178	550	4.4	6	53	68.8	21	302	1530	358	1172	3.9	15	53	55.8
WILLIAMS, Benja	8	79	409	28	381	4.8	5	54	47.6	8	79	409	28	381	4.8	5	54	47.6
FORD, Mike	7	57	309	22	287	5.0	6	48	41.0	7	57	309	22	287	5.0	6	48	41.0
TAYLOR, Jamar	8	44	162	18	144	3.3	2	54	18.0	8	44	162	18	144	3.3	2	54	18.0
SAMUELS, Aston	5	13	46	4	42	3.2	0	14	8.4	5	13	46	4	42	3.2	0	14	8.4
GREGORY, Grant	3	6	32	1	31	5.2	0	14	10.3	5	8	38	2	36	4.5	0	14	7.2
CANNON, Shawn	1	3	17	0	17	5.7	0	13	17.0	1	3	17	0	17	5.7	0	13	17.0
JOHNSON, Taurus	7	5	10	2	8	1.6	0	5	1.1	32	11	72	6	66	6.0	3	22	2.1
PADILLA, Mike	1	1	6	0	6	6.0	0	6	6.0	1	1	6	0	6	6.0	0	6	6.0
SEVERINO, Antho	6	1	5	0	5	5.0	0	5	0.8	6	1	5	0	5	5.0	0	5	0.8
JACKSON, Amari	8	1	5	0	5	5.0	0	5	0.6	8	1	5	0	5	5.0	0	5	0.6
MITCHELL, Carlt	8	1	3	0	3	3.0	0	3	0.4	8	1	3	0	3	3.0	0	3	0.4
PLANCHER, Moise	3	2	1	0	1	0.5	0	1	0.3	4	6	27	0	27	4.5	0	16	6.8
TEACHEY, Justin	8	1	0	12	-12	-12.0	0	0	-1.5	32	4	26	12	14	3.5	0	14	0.4
TEAM	6	7	0	19	-19	-2.7	0	0	-3.2	30	23	0	56	-56	-2.4	0	0	-1.9
Total.....	8	345	1733	284	1449	4.2	19	54	181.1									
Opponents.....	8	311	1291	324	967	3.1	3	37	120.9									

PASSING	GP	Effic	Cmp-Att-Int	Pct	Yds	TD	Lng	Avg/G	GP	Effic	Att-Cmp-Int	Pct	Yds	TD	Lng	Avg/G
GROTHE, Matt	8	118.80	134-235-6	57.0	1557	8	55	194.6	21	130.27	552-336-20	60.9	4133	23	79	196.8
GREGORY, Grant	3	249.29	5-9-0	55.6	129	2	75	43.0	5	249.29	9-5-0	55.6	129	2	75	25.8
SEVERINO, Antho	6	332.60	1-2-0	50.0	28	1	28	4.7	6	332.60	2-1-0	50.0	28	1	28	4.7
TEAM	6	0.00	0-1-0	0.0	0	0	0	0.0	30	0.00	7-0-0	0.0	0	0	0	0.0
Total.....	8	124.81	140-247-6	56.7	1714	11	75	214.2								
Opponents.....	8	96.28	144-287-13	50.2	1492	10	69	186.5								

RECEIVING	GP	No.	Yds	Avg	TD	Long	Avg/G	GP	No.	Yds	Avg	TD	Long	Avg/G
JOHNSON, Taurus	7	22	260	11.8	2	34	37.1	32	62	789	12.7	4	79	24.7
HESTER, Jessie	8	22	256	11.6	3	28	32.0	17	25	293	11.7	3	28	17.2
JACKSON, Amari	8	21	247	11.8	2	36	30.9	8	21	247	11.8	2	36	30.9
MITCHELL, Carlt	8	15	280	18.7	2	75	35.0	8	15	280	18.7	2	75	35.0
WILLIAMS, Benja	8	13	156	12.0	0	31	19.5	8	13	156	12.0	0	31	19.5
HILL, Cedric	8	11	159	14.5	1	35	19.9	33	32	475	14.8	2	64	14.4
EDWARDS, Marcus	8	9	97	10.8	0	25	12.1	33	41	535	13.0	2	48	16.2
BOGAN, Dontavia	7	7	86	12.3	0	26	12.3	7	7	86	12.3	0	26	12.3
TAYLOR, Jamar	8	7	37	5.3	0	11	4.6	8	7	37	5.3	0	11	4.6
DENSON, Courtne	8	5	71	14.2	0	27	8.9	8	5	71	14.2	0	27	8.9
BUSBEE, Ben	8	3	18	6.0	0	10	2.2	18	4	32	8.0	0	14	1.8
FORD, Mike	7	2	12	6.0	1	11	1.7	7	2	12	6.0	1	11	1.7
SAMUELS, Aston	5	2	9	4.5	0	5	1.8	5	2	9	4.5	0	5	1.8
ALCIN, Edner	6	1	26	26.0	0	26	4.3	6	1	26	26.0	0	26	4.3
Total.....	8	140	1714	12.2	11	75	214.2							
Opponents.....	8	144	1492	10.4	10	69	186.5							

TOTAL OFFENSE	G	Plays	Rush	Pass	Total	Avg/G	G	Plays	Rush	Pass	Total	Avg/G
GROTHE, Matt	8	359	550	1557	2107	263.4	21	854	1172	4133	5305	252.6
WILLIAMS, Benja	8	79	381	0	381	47.6	8	79	381	0	381	47.6
FORD, Mike	7	57	287	0	287	41.0	7	57	287	0	287	41.0
GREGORY, Grant	3	15	31	129	160	53.3	5	17	36	129	165	33.0
TAYLOR, Jamar	8	44	144	0	144	18.0	8	44	144	0	144	18.0
SAMUELS, Aston	5	13	42	0	42	8.4	5	13	42	0	42	8.4
SEVERINO, Antho	6	3	5	28	33	5.5	6	3	5	28	33	5.5
CANNON, Shawn	1	3	17	0	17	17.0	1	3	17	0	17	17.0
JOHNSON, Taurus	7	5	8	0	8	1.1	32	11	66	0	66	2.1
PADILLA, Mike	1	1	6	0	6	6.0	1	1	6	0	6	6.0
JACKSON, Amari	8	1	5	0	5	0.6	8	1	5	0	5	0.6
MITCHELL, Carlt	8	1	3	0	3	0.4	8	1	3	0	3	0.4
PLANCHER, Moise	3	2	1	0	1	0.3	4	6	27	0	27	6.8
TEACHEY, Justin	8	1	-12	0	-12	-1.5	32	4	14	0	14	0.4
TEAM	6	8	-19	0	-19	-3.2	30	30	-56	0	-56	-1.9
Total.....	8	592	1449	1714	3163	395.4						
Opponents.....	8	598	967	1492	2459	307.4						

2007 USF Football

USF Individual Season/Career Statistics (as of Oct 28, 2007)

All games

SEASON STATISTICS

CAREER STATISTICS

SCORING	TD	FGs	PATs							Points	TD	FGs	Kick	Rush	Rcv	Pass	DXP	Saf	Points
			Kick	Rush	Rev	Pass	DXP	Saf	Points										
ALVARADO, Delbe	0	11-20	30-30	0-0	0	0-0	0	0	63	0	11-20	30-30	0-0	0	0-0	0	0	0	63
FORD, Mike	7	0-0	0-0	0-0	0	0-0	0	0	42	7	0-0	0-0	0-0	0	0-0	0	0	0	42
GROTHE, Matt	6	0-0	0-0	0-0	0	0-0	0	0	36	15	0-0	0-0	0-0	0	1-2	0	0	0	90
WILLIAMS, Benja	5	0-0	0-0	0-0	0	0-0	0	0	30	5	0-0	0-0	0-0	0	0-0	0	0	0	30
HESTER, Jessie	3	0-0	0-0	0-0	0	0-0	0	0	18	3	0-0	0-0	0-0	0	0-0	0	0	0	18
JOHNSON, Taurus	2	0-0	0-0	0-0	0	0-0	0	0	12	7	0-0	0-0	0-0	0	0-0	0	0	0	42
TAYLOR, Jamar	2	0-0	0-0	0-0	0	0-0	0	0	12	2	0-0	0-0	0-0	0	0-0	0	0	0	12
MITCHELL, Carlt	2	0-0	0-0	0-0	0	0-0	0	0	12	2	0-0	0-0	0-0	0	0-0	0	0	0	12
JACKSON, Amari	2	0-0	0-0	0-0	0	0-0	0	0	12	2	0-0	0-0	0-0	0	0-0	0	0	0	12
MOFFITT, Ben	1	0-0	0-0	0-0	0	0-0	0	0	6	1	0-0	0-0	0-0	0	0-0	0	0	0	6
HILL, Cedric	1	0-0	0-0	0-0	0	0-0	0	0	6	2	0-0	0-0	0-0	0	0-0	0	0	0	12
TEAM	0	0-0	0-0	0-0	0	0-0	0	1	2	0	0-0	0-0	0-0	0	0-0	0	2	4	
CLEBERT, Richar	0	0-0	0-0	0-0	0	0-0	0	1	2	0	0-0	0-0	0-0	0	0-0	0	1	2	
Total.....	31	11-20	30-30	0-0	0	0-0	0	2	253										
Opponents.....	14	16-23	12-12	0-0	0	0-2	0	1	146										

PUNT RETURNS	No.	Yds	Avg	TD	Long	No.	Yds	Avg	TD	Long
EDWARDS, Marcus	21	130	6.2	0	29	21	130	6.2	0	29
JACKSON, Amari	6	85	14.2	0	37	6	85	14.2	0	37
MURPHY, Jerome	1	12	12.0	0	0	2	30	15.0	0	0
Total.....	28	227	8.1	0	37					
Opponents.....	14	83	5.9	0	24					

KICK RETURNS	No.	Yds	Avg	TD	Long	No.	Yds	Avg	TD	Long
MURPHY, Jerome	18	451	25.1	0	59	18	451	25.1	0	59
JOHNSON, Taurus	7	142	20.3	0	33	21	458	21.8	0	42
GILLIAM, Ryan	5	78	15.6	0	20	5	78	15.6	0	20
WILLIAMS, Benja	2	24	12.0	0	13	2	24	12.0	0	13
PEGUESE, Brando	1	16	16.0	0	16	1	16	16.0	0	16
KELLY, Richard	1	7	7.0	0	7	1	7	7.0	0	7
WILLIAMS, Trae	1	0	0.0	0	0	16	300	18.8	0	36
TEAM	1	0	0.0	0	0	1	0	0.0	0	0
Total.....	36	718	19.9	0	59					
Opponents.....	40	928	23.2	0	39					

INTERCEPTIONS	No.	Yds	Avg	TD	Long	No.	Yds	Avg	TD	Long
ALLEN, Nate	3	7	2.3	0	7	3	7	2.3	0	7
MOFFITT, Ben	3	76	25.3	1	41	3	76	25.3	1	41
WILLIAMS, Trae	3	6	2.0	0	6	13	61	4.7	1	37
JENKINS, Mike	2	41	20.5	0	38	5	41	8.2	0	38
GACHETTE, Louis	1	4	4.0	0	4	4	43	10.8	0	39
MOMPRESMIER, Bro	1	17	17.0	0	17	1	17	17.0	0	17
Total.....	13	151	11.6	1	41					
Opponents.....	6	90	15.0	1	28					

FUMBLE RETURNS	No.	Yds	Avg	TD	Long	No.	Yds	Avg	TD	Long
ALLEN, Nate	1	44	44.0	0	44	1	44	44.0	0	44
BUIE, Jarriett	1	0	0.0	0	0	1	0	0.0	0	0
Total.....	2	44	22.0	0	44					
Opponents.....	0	0	0.0	0	0					

2007 USF Football

USF Individual Season/Career Statistics (as of Oct 28, 2007)

All games

ALL PURPOSE	SEASON STATISTICS								CAREER STATISTICS							
	G	Rush	Rec	PR	KOR	IR	Tot	Avg/G	G	Rush	Rec	PR	KOR	IR	Tot	Avg/G
WILLIAMS, Benja	8	381	156	0	24	0	561	70.1	8	381	156	0	24	0	561	70.1
GROTHE, Matt	8	550	0	0	0	0	550	68.8	21	1172	14	0	0	0	1186	56.5
MURPHY, Jerome	8	0	0	12	451	0	463	57.9	21	0	0	30	451	0	481	22.9
JOHNSON, Taurus	7	8	260	0	142	0	410	58.6	32	66	789	0	458	0	1313	41.0
JACKSON, Amari	8	5	247	85	0	0	337	42.1	8	5	247	85	0	0	337	42.1
FORD, Mike	7	287	12	0	0	0	299	42.7	7	287	12	0	0	0	299	42.7
MITCHELL, Carl	8	3	280	0	0	0	283	35.4	8	3	280	0	0	0	283	35.4
HESTER, Jessie	8	0	256	0	0	0	256	32.0	17	-11	293	16	0	0	298	17.5
EDWARDS, Marcus	8	0	97	130	0	0	227	28.4	33	0	535	130	0	0	665	20.2
TAYLOR, Jamar	8	144	37	0	0	0	181	22.6	8	144	37	0	0	0	181	22.6
HILL, Cedric	8	0	159	0	0	0	159	19.9	33	0	475	0	0	0	475	14.4
BOGAN, Dontavia	7	0	86	0	0	0	86	12.3	7	0	86	0	0	0	86	12.3
GILLIAM, Ryan	8	0	0	0	78	0	78	9.8	21	0	0	0	78	0	78	3.7
MOFFITT, Ben	8	0	0	0	0	76	76	9.5	44	0	0	26	0	76	102	2.3
DENSON, Courtne	8	0	71	0	0	0	71	8.9	8	0	71	0	0	0	71	8.9
SAMUELS, Aston	5	42	9	0	0	0	51	10.2	5	42	9	0	0	0	51	10.2
JENKINS, Mike	8	0	0	0	0	41	41	5.1	43	0	0	31	27	41	99	2.3
GREGORY, Grant	3	31	0	0	0	0	31	10.3	5	36	0	0	0	0	36	7.2
ALCIN, Edner	6	0	26	0	0	0	26	4.3	6	0	26	0	0	0	26	4.3
BUSBEE, Ben	8	0	18	0	0	0	18	2.2	18	0	32	0	0	0	32	1.8
MOMPRESIER, Bro	8	0	0	0	0	17	17	2.1	8	0	0	0	0	17	17	2.1
CANNON, Shawn	1	17	0	0	0	0	17	17.0	1	17	0	0	0	0	17	17.0
PEGUESE, Brando	7	0	0	0	16	0	16	2.3	7	0	0	0	16	0	16	2.3
KELLY, Richard	6	0	0	0	7	0	7	1.2	6	0	0	0	7	0	7	1.2
ALLEN, Nate	8	0	0	0	0	7	7	0.9	17	0	0	0	0	7	7	0.4
WILLIAMS, Trae	8	0	0	0	0	6	6	0.8	44	0	0	13	300	61	374	8.5
PADILLA, Mike	1	6	0	0	0	0	6	6.0	1	6	0	0	0	0	6	6.0
SEVERINO, Antho	6	5	0	0	0	0	5	0.8	6	5	0	0	0	0	5	0.8
GACHETTE, Louis	8	0	0	0	0	4	4	0.5	33	0	0	0	0	43	43	1.3
PLANCHER, Moise	3	1	0	0	0	0	1	0.3	4	27	0	0	0	0	27	6.8
TEACHEY, Justin	8	-12	0	0	0	0	-12	-1.5	32	14	0	0	0	0	14	0.4
TEAM	6	-19	0	0	0	0	-19	-3.2	30	-56	0	0	0	0	-56	-1.9
Total.....	8	1449	1714	227	718	151	4259	532.4								
Opponents.....	8	967	1492	83	928	90	3560	445.0								

FIELD GOALS	Att	Good	Long	Blkd	Pct.
ALVARADO, Delbe	20	11	47	2	55.0
Total.....	20	11	47	2	
Opponents.....	23	16	51	2	

PUNTING	No.	Yds	Avg	Long	TB	FC	I20	Blkd
ALVARADO, Delbe	36	1513	42.0	57	8	6	10	0
TEACHEY, Justin	7	248	35.4	41	1	4	0	0
Total.....	43	1761	41.0	57	9	10	10	0
Opponents.....	48	1848	38.5	53	0	7	10	1

KICKOFFS	No.	Yds	Avg	TB	OB	Retn	Net	YdLn
TEACHEY, Justin	50	3135	62.7	9	1			
Total.....	50	3135	62.7	9	1	928	40.5	29
Opponents.....	38	2212	58.2	2	1	718	38.3	31

2007 USF Football

USF Overall Defensive Statistics (as of Oct 27, 2007)

All games

DEFENSIVE LEADERS	GP	-----Tackles-----			TFL/Yds	-Sacks-	---Pass Def---			-Fumbles-	Blkd		
		Solo	Ast	Total			No-Yds	Int-Yds	BrUp		QBH	Rcv-Yds	FF
59 MOFFITT, Ben	8	43	28	71	11.0-31	.	3-76	5	3	1-0	.	.	.
1E MCKENZIE, Tyron	8	39	32	71	5.5-17	1.0-6	.	4	2	1-0	1	1	.
53 MOMPREMIER, Bro	8	43	24	67	4.5-15	.	1-17	.	1	.	1	.	.
5 ALLEN, Nate	8	39	16	55	2.0-2	.	3-7	4	.	2-44	1	.	.
32 WILLIAMS, Carlt	8	34	16	50	4.5-13	1.0-9	.	2	1	1-0	.	.	.
95 SELVIE, George	8	33	10	43	23.5-108	13.5-82	.	.	9	.	2	.	.
21 WILLIAMS, Trae	8	33	8	41	1.0-3	.	3-6	9
4 JENKINS, Mike	8	21	8	29	3.0-12	.	2-41	10
76 CLEBERT, Richar	8	13	13	26	5.5-19	2.0-13	.	.	15	.	.	1	1
3A MURPHY, Jerome	8	18	6	24	.	.	.	3	.	.	1	1	.
98 HARRIS, Aaron	8	13	9	22	8.5-49	5.5-40	.	2	1
90 BUIE, Jarriett	8	14	6	20	4.0-23	.	.	1	12	2-0	.	.	.
94 CRAY, Allen	8	10	7	17	2.0-8	1.0-7	.	.	4	.	1	.	.
7A GACHETTE, Louis	8	14	2	16	.	.	1-4	1
6 ROBERTS, Tyler	8	12	2	14	.	.	.	2	.	1-0	.	.	.
22 GILLIAM, Ryan	8	9	3	12	.	.	.	3	.	2-0	.	.	.
96 GEORGE, Woody	6	4	6	10	.	0.5-0	.	.	1	1-0	.	.	.
55 SPIRES, Donte	8	6	3	9	1.0-2
43 JOSEPH, Sabbath	7	5	.	5
56 MILLER, Sam	8	3	2	5
40 HESS, Houston	7	5	.	5
49 ROBINSON, Chris	6	4	1	5	3
97 MCLAIN, Terrell	7	2	2	4	1.0-2	.	.	1	1
23 JENKINS, Jamaal	8	1	2	3
48 SMILEY, Joshua	3	2	.	2
TM TEAM	6	2	.	2	1
93 AYCOX, Matt	4	2	.	2
33 TAYLOR, Jamar	8	.	2	2
57 MCQUEEN, Alonzo	5	.	1	1
1B MORGAN, Micah	5	.	1	1
2A DOUGLAS, Dylan	8	1	.	1
47 PEGUESE, Brando	7	1	.	1	1
82 BUSBEE, Ben	8	1	.	1
11 EDWARDS, Marcus	8	1	.	1
2 MITCHELL, Carlt	8	1	.	1
27 TEACHEY, Justin	8	1	.	1
52 DARR, Lucas	5	1	.	1
30 WILLIAMS, Benja	8	1	.	1
67 SETSER, Eric	8	1-0	.	.	.
Total.....	8	432	210	642	77-304	24-157	13-151	47	54	12-44	7	3	2
Opponents.....	8	433	182	615	58-260	16-151	6-90	25	45	9-0	9	2	1

2007 USF Football
 USF Team Game-by-Game (as of Oct 27, 2007)
 All games

TEAM STATISTICS

Date	Opponent	---RUSHING---				--RECEIVING--				-----PASSING-----				--KICK RET--				--PUNT RET--				tot off		
		No.	Yds	TD	Lg	No.	Yds	TD	Lg	Cmp	Att	Int	Yds	TD	Lg	No	Yds	TD	Lg	No	Yds		TD	Lg
Sep 01, 2007	ELON.....	33	135	2	48	23	238	2	27	23-	39-	0	238	2	27	3	11	0	11	4	19	0	14	373
Sep 8, 2007	at Auburn.....	52	135	2	27	18	184	1	23	18-	27-	0	184	1	23	5	133	0	59	4	45	0	29	319
Sep 22, 2007	NC.....	52	194	3	16	18	234	1	32	18-	33-	0	234	1	32	2	55	0	33	5	34	0	27	428
Sep 28, 2007	WVU.....	38	139	1	35	11	135	1	55	11-	20-	2	135	1	55	4	77	0	22	2	15	0	11	274
Oct 06, 2007	at Florida Atlantic....	44	302	5	54	17	122	0	29	17-	27-	1	122	0	29	5	98	0	37	1	-1	0	0	424
Oct 13, 2007	UCF.....	44	178	3	26	20	365	5	75	20-	36-	0	365	5	75	3	61	0	30	6	80	0	37	543
Oct 18, 2007	at RUTGERS.....	38	115	2	19	17	247	1	33	17-	35-	1	247	1	33	7	128	0	25	1	0	0	0	362
Oct 27, 2007	at CONNECTICUT.....	44	251	1	54	16	189	0	35	16-	30-	2	189	0	35	7	155	0	29	5	35	0	9	440
Totals.....		345	1449	19	54	140	1714	11	75	140-	247-	6	1714	11	75	36	718	0	59	28	227	0	37	3163
Opponent.....		311	967	3	37	144	1492	10	69	144-	287-	13	1492	10	69	40	928	0	39	14	83	0	24	2459

Games played: 8
 Avg per rush: 4.2
 Avg per catch: 12.2
 Pass efficiency: 124.81
 Kick ret avg: 19.9
 Punt ret avg: 8.1
 All purpose avg/game: 532.4
 Total offense avg/gm: 395.4

Date	Opponent	-----TACKLES-----			-SACKS-		-FUMBLE-			Pass Blkd			-Kicks--XPTS-				Pts
		Solo	Ast	Total	TFL-Yds	No-Yds	FF	FR-Yds	Int-Yds	QBH	Brk	Kick	Att-Mad	Run	Rev	Saf	
Sep 01, 2007	ELON.....	59	33	92	14.0-48	6.0-28	1	1-0	1-0	9	7	1	4-4	0	0	0	28
Sep 8, 2007	at Auburn.....	47	27	74	8.0-26	2.0-6	2	3-0	2-45	13	8	0	2-2	0	0	0	26
Sep 22, 2007	NC.....	48	30	78	9.0-38	4.0-27	0	0-0	4-62	6	6	0	4-4	0	0	0	37
Sep 28, 2007	WVU.....	70	26	96	14.0-64	3.0-17	2	3-44	3-35	15	7	0	3-3	0	0	0	21
Oct 06, 2007	at Florida Atlantic....	42	33	75	6.0-22	1.0-10	0	0-0	1-0	4	7	0	5-5	0	0	0	35
Oct 13, 2007	UCF.....	60	17	77	16.0-64	4.0-36	1	2-0	1-3	4	5	0	8-8	0	0	1	64
Oct 18, 2007	at RUTGERS.....	50	17	67	6.0-14	1.0-6	1	3-0	0-0	3	4	1	3-3	0	0	0	27
Oct 27, 2007	at CONNECTICUT.....	56	27	83	4.0-28	3.0-27	0	0-0	1-6	0	3	1	1-1	0	0	1	15
Totals.....		432	210	642	77.0-304	24.5-157	7	12-44	13-151	54	47	3	30-30	0	0	2	253
Opponent.....		433	182	615	58.0-260	17.0-151	9	9-0	6-90	45	25	2	12-12	0	0	1	146

Date	Opponent	-----PUNTING-----						--FIELD GOALS--				-----KICKOFFS-----						
		No	Yds	Avg	Long	Blkd	TB	FC	50+	I20	Att-Made	Lg	Blkd	No	Yds	Avg	TB	OB
Sep 01, 2007	ELON.....	7	248	35.4	41	0	1	4	0	0	0-0	0	0	5	324	64.8	1	0
Sep 8, 2007	at Auburn.....	6	257	42.8	54	0	1	1	1	2	6-2	38	1	5	308	61.6	0	0
Sep 22, 2007	NC.....	2	100	50.0	51	0	0	0	1	1	3-3	40	0	8	484	60.5	0	1
Sep 28, 2007	WVU.....	5	207	41.4	57	0	0	0	2	1	1-0	0	0	4	256	64.0	1	0
Oct 06, 2007	at Florida Atlantic....	6	259	43.2	55	0	3	0	1	1	0-0	0	0	6	410	68.3	2	0
Oct 13, 2007	UCF.....	6	263	43.8	55	0	1	1	2	2	2-2	34	0	12	744	62.0	2	0
Oct 18, 2007	at RUTGERS.....	7	278	39.7	45	0	2	3	0	1	4-2	47	1	6	385	64.2	2	0
Oct 27, 2007	at CONNECTICUT.....	4	149	37.2	40	0	1	1	0	2	4-2	47	0	4	224	56.0	1	0
Totals.....		43	1761	41.0	57	0	9	10	7	10	20-11	47	2	50	3135	62.7	9	1
Opponent.....		48	1848	38.5	53	1	0	7	7	10	23-16	51	2	38	2212	58.2	2	1

2007 USF Football
USF Opponent Game-by-Game (as of Oct 27, 2007)
All games

OPPONENT STATISTICS

Date	Opponent	---RUSHING---				--RECEIVING--				-----PASSING-----				--KICK RET--				--PUNT RET--				tot off		
		No.	Yds	TD	Lg	No.	Yds	TD	Lg	Cmp	Att	Int	Yds	TD	Lg	No	Yds	TD	Lg	No	Yds		TD	Lg
Sep 01, 2007	ELON.....	30	33	0	10	34	226	1	41	34	55	1	226	1	41	4	69	0	23	0	0	0	0	259
Sep 8, 2007	at Auburn.....	35	125	1	36	16	165	1	30	16	35	2	165	1	30	5	130	0	37	3	43	0	24	290
Sep 22, 2007	NC.....	35	79	1	14	11	85	0	20	11	27	4	85	0	20	7	170	0	39	1	11	0	11	164
Sep 28, 2007	WVU.....	48	188	0	37	23	249	1	43	23	38	3	249	1	43	3	60	0	26	2	15	0	13	437
Oct 06, 2007	at Florida Atlantic....	35	152	0	25	23	259	3	47	23	47	1	259	3	47	4	118	0	34	3	6	0	9	411
Oct 13, 2007	UCF.....	40	61	1	17	11	84	0	42	11	27	1	84	0	42	10	226	0	31	3	4	0	2	145
Oct 18, 2007	at RUTGERS.....	42	170	0	33	13	230	3	69	13	32	0	230	3	69	4	104	0	37	2	4	0	0	400
Oct 27, 2007	at CONNECTICUT.....	46	159	0	25	13	194	1	38	13	26	1	194	1	38	3	51	0	27	0	0	0	0	353
Opponent totals.....		311	967	3	37	144	1492	10	69	144	287	13	1492	10	69	40	928	0	39	14	83	0	24	2459
USF.....		345	1449	19	54	140	1714	11	75	140	247	6	1714	11	75	36	718	0	59	28	227	0	37	3163

Games played: 8
Avg per rush: 3.1
Avg per catch: 10.4
Pass efficiency: 96.28
Kick ret avg: 23.2
Punt ret avg: 5.9
All purpose avg/game: 445.0
Total offense avg/gm: 307.4

Date	Opponent	-----TACKLES-----				-SACKS-		-FUMBLE-			Pass Blkd			-Kicks--XPTS-				Pts
		Solo	Ast	Total	TFL-Yds	No-Yds	FF	FR-Yds	Int-Yds	QBH	Brk	Kick	Att-Mad	Run	Rev	Saf		
Sep 01, 2007	ELON.....	42	25	67	8.0-40	2.0-11	0	1-0	0-0	0	2	0	1-1	0	0	0	13	
Sep 8, 2007	at Auburn.....	49	52	101	9.0-48	3.0-36	0	0-0	0-0	28	3	1	2-2	0	0	0	23	
Sep 22, 2007	NC.....	62	19	81	6.0-25	1.0-11	2	3-0	0-0	0	2	0	1-1	0	0	0	10	
Sep 28, 2007	WVU.....	49	6	55	6.0-25	1.0-15	2	2-0	2-39	0	2	0	1-1	0	0	0	13	
Oct 06, 2007	at Florida Atlantic....	46	28	74	6.0-10	0.0-0	3	3-0	1-28	1	4	0	2-2	0	0	0	23	
Oct 13, 2007	UCF.....	64	5	69	9.0-26	1.0-13	2	0-0	0-0	0	3	0	1-1	0	0	1	12	
Oct 18, 2007	at RUTGERS.....	55	19	74	8.0-62	7.0-60	0	0-0	1-0	16	5	1	3-3	0	0	0	30	
Oct 27, 2007	at CONNECTICUT.....	66	28	94	6.0-24	1.0-5	0	0-0	2-23	0	4	0	1-1	0	0	0	22	
Opponent totals.....		433	182	615	58.0-260	17.0-151	9	9-0	6-90	45	25	2	12-12	0	0	1	146	
USF.....		432	210	642	77.0-304	24.5-157	7	12-44	13-151	54	47	3	30-30	0	0	2	253	

Date	Opponent	-----PUNTING-----						--FIELD GOALS--				-----KICKOFFS-----						
		No	Yds	Avg	Long	Blkd	TB	FC	50+	I20	Att-Made	Lg	Blkd	No	Yds	Avg	TB	OB
Sep 01, 2007	ELON.....	7	286	40.9	51	0	0	1	1	1	4-2	37	1	3	164	54.7	1	0
Sep 8, 2007	at Auburn.....	5	220	44.0	53	0	0	0	2	1	3-3	49	0	5	273	54.6	0	0
Sep 22, 2007	NC.....	6	227	37.8	45	0	0	0	1	1	1-1	40	0	3	149	49.7	0	1
Sep 28, 2007	WVU.....	3	118	39.3	42	0	0	1	0	0	2-2	36	0	4	232	58.0	0	0
Oct 06, 2007	at Florida Atlantic....	6	205	34.2	44	0	0	0	0	1	4-1	22	0	5	276	55.2	0	0
Oct 13, 2007	UCF.....	11	463	42.1	53	0	0	3	3	3	1-1	35	0	4	241	60.2	1	0
Oct 18, 2007	at RUTGERS.....	5	178	35.6	44	0	0	2	0	2	4-3	51	1	7	431	61.6	0	0
Oct 27, 2007	at CONNECTICUT.....	5	151	30.2	53	1	0	0	1	1	4-3	27	0	7	446	63.7	0	0
Opponent totals.....		48	1848	38.5	53	1	0	7	7	10	23-16	51	2	38	2212	58.2	2	1
USF.....		43	1761	41.0	57	0	9	10	7	10	20-11	47	2	50	3135	62.7	9	1

2007 USF Football
 USF Game Superlatives (as of Oct 27, 2007)
 All games

INDIVIDUAL GAME HIGHS

Rushes.....	25	WILLIAMS, Benja at Florida Atlantic (Oct 06, 2007) GROTHER, Matt at CONNECTICUT (Oct 27, 2007)
Yards Rushing.....	186	WILLIAMS, Benja at Florida Atlantic (Oct 06, 2007)
TD Rushes.....	4	WILLIAMS, Benja at Florida Atlantic (Oct 06, 2007)
Long Rush.....	54	WILLIAMS, Benja at Florida Atlantic (Oct 06, 2007) TAYLOR, Jamar at CONNECTICUT (Oct 27, 2007)
Pass attempts.....	39	GROTHER, Matt vs ELON (Sep 01, 2007)
Pass completions....	23	GROTHER, Matt vs ELON (Sep 01, 2007)
Yards Passing.....	247	GROTHER, Matt at RUTGERS (Oct 18, 2007)
TD Passes.....	2	GROTHER, Matt vs ELON (Sep 01, 2007) GROTHER, Matt vs UCF (Oct 13, 2007) GREGORY, Grant vs UCF (Oct 13, 2007)
Long Pass.....	75	GREGORY, Grant vs UCF (Oct 13, 2007)
Receptions.....	6	JOHNSON, Taurus vs ELON (Sep 01, 2007) HESTER, Jessie at Auburn (Sept 8, 2007) JACKSON, Amari at Florida Atlantic (Oct 06, 2007) JOHNSON, Taurus vs UCF (Oct 13, 2007) HESTER, Jessie at CONNECTICUT (Oct 27, 2007)
Yards Receiving.....	107	MITCHELL, Carlt vs UCF (Oct 13, 2007)
TD Receptions.....	2	JOHNSON, Taurus vs UCF (Oct 13, 2007)
Long Reception.....	75	MITCHELL, Carlt vs UCF (Oct 13, 2007)
Field Goals.....	3	ALVARADO, Delbe vs NC (Sep 22, 2007)
Long Field Goal.....	47	ALVARADO, Delbe at RUTGERS (Oct 18, 2007) ALVARADO, Delbe at CONNECTICUT (Oct 27, 2007)
Punts.....	7	TEACHEY, Justin vs ELON (Sep 01, 2007) ALVARADO, Delbe at RUTGERS (Oct 18, 2007)
Punting Avg.....	50.0	ALVARADO, Delbe vs NC (Sep 22, 2007)
Long Punt.....	57	ALVARADO, Delbe vs WVU (Sep 28, 2007)
Long Punt Return....	37	JACKSON, Amari vs UCF (Oct 13, 2007)
Long Kickoff Return.	59	MURPHY, Jerome at Auburn (Sept 8, 2007)
Tackles.....	12	MCKENZIE, Tyron vs ELON (Sep 01, 2007) MOMPRESIER, Bro at Auburn (Sept 8, 2007)
Sacks.....	4.0	SELVIE, George vs ELON (Sep 01, 2007)
Tackles For Loss....	6.0	SELVIE, George vs ELON (Sep 01, 2007)
Interceptions.....	2	MOFFITT, Ben vs WVU (Sep 28, 2007)

2007 USF Football
USF Game Superlatives (as of Oct 27, 2007)
All games

TEAM GAME HIGHS

Rushes.....	52	at Auburn (Sept 8, 2007) vs NC (Sep 22, 2007)
Yards Rushing.....	302	at Florida Atlantic (Oct 06, 2007)
Yards Per Rush.....	6.9	at Florida Atlantic (Oct 06, 2007)
TD Rushes.....	5	at Florida Atlantic (Oct 06, 2007)
Pass attempts.....	39	vs ELON (Sep 01, 2007)
Pass completions....	23	vs ELON (Sep 01, 2007)
Yards Passing.....	365	vs UCF (Oct 13, 2007)
Yards Per Pass.....	10.1	vs UCF (Oct 13, 2007)
TD Passes.....	5	vs UCF (Oct 13, 2007)
Total Plays.....	85	vs NC (Sep 22, 2007)
Total Offense.....	543	vs UCF (Oct 13, 2007)
Yards Per Play.....	6.8	vs UCF (Oct 13, 2007)
Points.....	64	vs UCF (Oct 13, 2007)
Sacks By.....	6	vs ELON (Sep 01, 2007)
First Downs.....	26	vs NC (Sep 22, 2007)
Penalties.....	10	at RUTGERS (Oct 18, 2007) at CONNECTICUT (Oct 27, 2007)
Penalty Yards.....	99	at RUTGERS (Oct 18, 2007)
Turnovers.....	4	vs WVU (Sep 28, 2007) at Florida Atlantic (Oct 06, 2007)
Interceptions By....	4	vs NC (Sep 22, 2007)

2007 USF Football
 USF Game Superlatives (as of Oct 27, 2007)
 All games

OPPONENT INDIVIDUAL GAME HIGHS

Rushes.....	39	RICE, Ray, at RUTGERS (Oct 18, 2007)
Yards Rushing.....	181	RICE, Ray, at RUTGERS (Oct 18, 2007)
TD Rushes.....	1	Mario Fannin, at Auburn (Sept 8, 2007)
		Houston, R, vs NC (Sep 22, 2007)
		ISRAEL, Kyle, vs UCF (Oct 13, 2007)
Long Rush.....	37	DEVINE, Noel, vs WVU (Sep 28, 2007)
Pass attempts.....	54	Scott Riddle, vs ELON (Sep 01, 2007)
Pass completions....	33	Scott Riddle, vs ELON (Sep 01, 2007)
Yards Passing.....	259	Smith, R., at Florida Atlantic (Oct 06, 2007)
TD Passes.....	3	Smith, R., at Florida Atlantic (Oct 06, 2007)
Long Pass.....	69	TEEL, Mike, at RUTGERS (Oct 18, 2007)
Receptions.....	14	Terrell Hudgins, vs ELON (Sep 01, 2007)
Yards Receiving.....	114	UNDERWOOD, Tiqu, at RUTGERS (Oct 18, 2007)
TD Receptions.....	2	UNDERWOOD, Tiqu, at RUTGERS (Oct 18, 2007)
Long Reception.....	69	UNDERWOOD, Tiqu, at RUTGERS (Oct 18, 2007)
Field Goals.....	3	Wes Byrum, at Auburn (Sept 8, 2007)
		ITO, Jeremy, at RUTGERS (Oct 18, 2007)
		CIARAVINO, Tony, at CONNECTICUT (Oct 27, 2007)
Long Field Goal.....	51	ITO, Jeremy, at RUTGERS (Oct 18, 2007)
Punts.....	11	CLINGAN, Blake, vs UCF (Oct 13, 2007)
Punting Avg.....	52.5	Ryan Shoemaker, at Auburn (Sept 8, 2007)
Long Punt.....	53	Ryan Shoemaker, at Auburn (Sept 8, 2007)
		CLINGAN, Blake, vs UCF (Oct 13, 2007)
		CULLEN, Desi, at CONNECTICUT (Oct 27, 2007)
Long Punt Return....	24	Robert Dunn, at Auburn (Sept 8, 2007)
Long Kickoff Return.	39	Tate, B, vs NC (Sep 22, 2007)
Tackles.....	16	LANSANAH, Danny, at CONNECTICUT (Oct 27, 2007)
Sacks.....	2.5	WESTERMAN, Jama, at RUTGERS (Oct 18, 2007)
Tackles For Loss....	2.0	Corey Weaver, vs ELON (Sep 01, 2007)
		TEAM, vs ELON (Sep 01, 2007)
		Quentin Groves, at Auburn (Sept 8, 2007)
		Taylor, H, vs NC (Sep 22, 2007)
		WICKS, Eric, vs WVU (Sep 28, 2007)
		DINGLE, Johnny, vs WVU (Sep 28, 2007)
		WALLACE, A., vs UCF (Oct 13, 2007)
		VENSON, Jason, vs UCF (Oct 13, 2007)
		RENKART, Brando, at RUTGERS (Oct 18, 2007)
		WESTERMAN, Jama, at RUTGERS (Oct 18, 2007)
Interceptions.....	1	MUNDY, Ryan, vs WVU (Sep 28, 2007)
		LANKSTER, Ellis, vs WVU (Sep 28, 2007)
		Small, C., at Florida Atlantic (Oct 06, 2007)
		KITCHEN, Zaire, at RUTGERS (Oct 18, 2007)
		LUTRUS, Scott, at CONNECTICUT (Oct 27, 2007)
		McCLAIN, Robert, at CONNECTICUT (Oct 27, 2007)

2007 USF Football
USF Game Superlatives (as of Oct 27, 2007)
All games

OPPONENT TEAM GAME HIGHS

Rushes.....	48	vs WVU (Sep 28, 2007)
Yards Rushing.....	188	vs WVU (Sep 28, 2007)
Yards Per Rush.....	4.3	at Florida Atlantic (Oct 06, 2007)
TD Rushes.....	1	at Auburn (Sept 8, 2007) vs NC (Sep 22, 2007) vs UCF (Oct 13, 2007)
Pass attempts.....	55	vs ELON (Sep 01, 2007)
Pass completions....	34	vs ELON (Sep 01, 2007)
Yards Passing.....	259	at Florida Atlantic (Oct 06, 2007)
Yards Per Pass.....	7.5	at CONNECTICUT (Oct 27, 2007)
TD Passes.....	3	at Florida Atlantic (Oct 06, 2007) at RUTGERS (Oct 18, 2007)
Total Plays.....	86	vs WVU (Sep 28, 2007)
Total Offense.....	437	vs WVU (Sep 28, 2007)
Yards Per Play.....	5.4	at RUTGERS (Oct 18, 2007)
Points.....	30	at RUTGERS (Oct 18, 2007)
Sacks By.....	7	at RUTGERS (Oct 18, 2007)
First Downs.....	22	at Florida Atlantic (Oct 06, 2007)
Penalties.....	7	vs ELON (Sep 01, 2007) at Auburn (Sept 8, 2007) vs NC (Sep 22, 2007) at Florida Atlantic (Oct 06, 2007) vs UCF (Oct 13, 2007)
Penalty Yards.....	64	at Florida Atlantic (Oct 06, 2007)
Turnovers.....	6	vs WVU (Sep 28, 2007)
Interceptions By....	2	vs WVU (Sep 28, 2007) at CONNECTICUT (Oct 27, 2007)