



UNIVERSITY OF SOUTH FLORIDA
BULLS FOOTBALL

Chris Freet, Assistant Athletics Director / Communications
4202 E. Fowler Ave. ATH100
O: (813) 974-4086 | C: (405) 249-6075 | F: (813) 974-5328
cfreet@admin.usf.edu | www.GoUSFBulls.com

2007 SCHEDULE

DATE	OPPONENT	TIME	SCORE	TV
9/1/07	ELON	W	28-13	ESPN R
9/8/07	at 17/13 Auburn	W	26-23	ESPN2
9/22/07	NORTH CAROLINA	NOON		ESPN
9/28/07	WEST VIRGINIA	8 PM		ESPN2
10/6/07	at Florida Atlantic	4 PM		TBD
10/13/07	UCF	TBA		TBD
10/18/07	at Rutgers *	7:30 PM		ESPN
10/27/07	at UConn	TBA		TBD
11/3/07	CINCINNATI	TBA		TBD
11/10/07	at Syracuse	TBA		TBD
11/17/07	LOUISVILLE	TBA		TBD
11/24/07	at Pittsburgh	TBA		TBD

NOTES:

All home games are listed in ALL CAPS
All home games are played at Raymond James Stadium
Most game times will be announced one week prior to the game and will be determined by the television carrier
Game times are subject to change

USF COACHES (Game location)

Jim Leavitt (field)	Head Coach
Wally Burnham (field)	Assoc. Head Coach/DC/LB
Mike Canales (field)	Pass Game Coordinator
Troy Douglas (press box)	Safeties
Carl Franks (field)	Running Backs/Recruiting
Greg Gregory (press box)	Offensive Coordinator
Dan McCarney (field)	Assistant Head Coach/D-Line
Rick Rachel (press box)	Cornerbacks
Larry Scott (press box)	Tight Ends
Mike Simmonds (field)	Offensive Line

TELEVISION - ESPN2

Pam Ward, play-by-play Ray Bentley, color
Robert Simmelkjaer, sideline

RADIO - ISP

Jim Louk, play-by-play Jeff Fisher, co-host
Mark Robinson, color commentary Mike Pepper, sideline
Jim Lighthall, co-host

Radio Affiliates

WFLA 970 AM (Tampa)	WFLA 1400 AM (Ft. Lauderdale)
WORL 660 AM (Orlando)	WPSL 1590 AM (Port St. Lucie)
WTSU 1590 AM (Stuart)	

BULLS AIM FOR THIRD EVER 3-0 START
AGAINST NORTH CAROLINA



USF BULLS

2-0 OVERALL, 0-0 BIG EAST

IN THE POLLS

23 Associated Press
24 USA Today

2007 LEADERS

Passing - Matt Grothe
41-66-0/422/2
Rushing - Mike Ford
27-162-3
Receiving - Taurus Johnson
10-116-0
Tackles -
Brouce Mompremier
20 TT/1 TFL/0 FF/0 Sacks

NORTH CAROLINA TARHEELS

1-2 OVERALL, 0-1 IN ACC

IN THE POLLS

NR Associated Press
NR USA Today

2007 LEADERS

Passing - T.J. Yates
58-88-3/901/9
Rushing - Johnny White
38-161-0
Receiving - Hakeem Nicks
15-211-3
Tackles - Durell Mapp
39 TT/2.5 TFL/1 Sack

SETTING THE SCENE

Date: Saturday, Sept. 22, 2007
Location: Tampa, Fla.
Kickoff: Noon Eastern
TV: ESPN2 & ESPN2 HD
Radio: WFLA 970 AM (Tampa)
Stadium: Raymond James Stadium
Stadium Capacity - Surface: 65,657 - Natural
Tickets: (800) GoBulls



PLAYER TO WATCH

Call it the year of the sophomore. Between George Selvie, Matt Grothe and **Nate Allen**, the Bulls have had few growing pains this season. Allen has put himself into the conversation for national honors after collecting an interception in each of the first two games and forcing and recovering a fumble at Auburn. He earned BIG EAST and Nagurski National Player of the Week honors for his work against the Tigers.

THE GAME

The No. 23/24 University of South Florida football team (2-0) will host its first ever non-conference BCS opponent when North Carolina (1-2) comes to town on Saturday, Sept. 22 at Noon Eastern. The Bulls are coming off a bye week. The previous week, USF defeated No. 17/13 Auburn 26-23 at Jordan Hare Stadium. UNC lost its second consecutive game to Virginia, 22-20, last weekend.

THE SERIES

USF leads the all-time series 1-0 after defeating the Tar Heels, 37-20, in Chapel Hill last season.

THE BROADCASTS

The USF and North Carolina game will be broadcast nationally on ESPN with Pam Ward (play-by), Ray Bentley (color) and Robert Simmelkjaer (sideline). USF's radio broadcast with Jim Louk, Mark Robinson & Mike Pepper can be heard on WFLA 970 AM, WFLA 1400 AM, WORL 660 AM, WTSU 1590 AM and WPSL 1590.

THE COACHES

USF: Jim Leavitt (Missouri '78) has a career record of 72-43 and is in his 11th season at USF. He has coached every game in the program's history. He is 1-0 against UNC, 1-2 vs. the ACC, 19-14 in day games, 27-12 in hot weather (80 degrees or higher), 0-3 on ESPN, 41-37 on television, 50-13 at home, 20-29 on the road, 2-1 at neutral sites, 11-6 against non-conference opponents since having a conference affiliation (2003), 4-9 vs. ranked teams and 5-4 after bye weeks.

Auburn: Butch Davis is 52-22 in seven seasons as a Division I head coach. He is in his first season at UNC, after a stint in the NFL that followed six highly successful seasons at Miami (Fla.).

THE PROGRAM

The USF program has an all-time record of 45-26 at the NCAA FBS level. The winning percentage of 63.3 is good enough to rank USF No. 29 among FBS schools. For the first time in program history, the Bulls are ranked, coming in at No. 23 (AP) and No. 24 (Coaches).

USF Communications

FB Contact Chris Freet, Asst. AD/Communications
Cell (405) 249-6075
Email cfreet@admin.usf.edu
Second Contact Mike Hogan
Cell (813) 469-0616
Email mhogan@admin.usf.edu
Website www.GoUSFBulls.com

2007 USF Quick Facts

Location	Tampa, Fla.
Stadium	Raymond James Stadium
Capacity	65,000
Surface	Tiftway Bermuda 419
First Year of Football	1997
Enrollment	41,392
Founded	1956
Colors	Green (PMS 343), Gold (PMS 4515)
Nickname	Bulls
Conference	BIG EAST
President	Dr. Judy Genshaft
Faculty Representative	Dr. John T. Romeo
Director of Athletics	Doug Woolard
Head Coach	Jim Leavitt
Alma Mater	Missouri/1978
Record at USF	70-43 (.619)/10 seasons
Basic Offense	Multiple Spread
Basic Defense	4-3
2006 Overall Record	9-4
2006 BIG EAST Conference Record	4-3
2006 BIG EAST Conference Finish	Fourth

ASSISTANT COACHES

Wally Burnham (associate head coach/defensive coordinator/linebackers), Mike Canales (pass game coordinator/receivers), Troy Douglas (safeties), Carl Franks (running backs/recruiting coordinator), Greg Gregory (offensive coordinator), Dan McCarney (assistant head coach/defensive line), Rich Rachel (cornerbacks), Larry Scott (tight ends), Mike Simmons (offensive line).

OTHER STAFF

Larry Antonucci (director of football operations), Patrick Burnham (director of high school relations), Jamie DeGerome (video coordinator), Jeremy Lees (equipment manager), Mike Lube (defensive graduate assistant), Jared Davis (defensive graduate assistant), Ronnie McKeefery (Assistant AD/Head Strength Coach), Steve Walz (Assistant AD/ Director of Sports Medicine)

USF MEDIA POLICIES

WEEKLY MEDIA LUNCHEON

USF hosts weekly media luncheons every Tuesday during a regular game week. Food is served at 12:30 p.m. Coach Leavitt will take the podium at 1 p.m. and will be followed by requested players. Players must be requested through Chris Freet by Monday at 2 p.m. The USF Communications office will make every effort to accommodate requests.

CREDENTIAL REQUESTS

Credential requests are taken via email. Please email Rachel Constantine (rachelc@admin.usf.edu) and Chris Freet (cfreet@ou.edu). Requests must be made by 5 p.m. on the Monday of game week. Media attending games will have to show ID and pass through security to enter Raymond James Stadium. Any misuse of credentials will result in removal from RJS and the permanent voiding of the credential.

DAILY INTERVIEWS

The daily practice schedule is listed below. Only Coach Leavitt and assistant coaches are available for interviews after practice. The first 30 minutes of practice are open to photographers unless otherwise noted. Players are only available for Tuesdays during the weekly luncheon. Every effort will be made to accommodate player requests on Tuesdays.

PLAYER INTERVIEWS

Under no circumstances should media members contact a USF student-athlete without prior consent and approval from the USF Communications office and/or football contact Chris Freet. The same policy applies to the family members of student athletes.

STAFF INTERVIEWS

All interview requests for assistant coaches or athletics department staff members must also be approved and cleared by the USF Communications office and/or football contact Chris Freet.

POSTGAME POLICY

The USF locker room is closed at all times. Coach Leavitt and a handful of USF players will report to the media room for interviews. USF will take interview requests for players and assistant coaches at the beginning of the fourth quarter. On the road, USF will conduct interviews at the designated location by the host institution.

BIG EAST TELECONFERENCE

The BIG EAST football coaches will hold a weekly teleconference for the media taking place each Monday during the season and concluding on November 19. Each coach will be available for approximately 10 minutes. Media representatives may contact the USF Communications office to obtain the number. The schedule of coaches is as follows (all times Eastern):

11:00 a.m.	Steve Krapthorpe, Louisville	11:50 a.m.	Greg Robinson, Syracuse
11:20 a.m.	Dave Wannstedt, Pittsburgh	Noon	Jim Leavitt, USF
11:30 a.m.	Rich Rodriguez, West Virginia	12:10 p.m.	Brian Kelly, Cincinnati
11:40 a.m.	Randy Edsall, Connecticut	12:20 p.m.	Greg Schiano, Rutgers

BIG EAST WEEKLY SATELLITE FEED

The BIG EAST will begin its weekly football satellite feed on Wednesday, Sept. 6. The feed will be available each Wednesday during the season, concluding on Nov. 29. Approximately three and a half minutes of highlights and interviews are available for each team in the conference. Information on the feed is as follows:

Dates Sept. 6-Nov. 29
 Time 3 p.m.-3:30 p.m.
 Coordinates Galaxy 16C,T 12

▼ MEDIA OPPORTUNITIES THIS WEEK ▼

MON | 17

Noon - Leavitt on BIG EAST teleconference
7 p.m. - PRACTICE Leavitt available afterwards

TUES | 18

12:30 p.m. MEDIA LUNCHEON - Players & coaches available request
4 p.m. - Practice Assistants available

WED | 19

4 p.m. - PRACTICE Leavitt & assistants available

THURS | 20

4 p.m. - PRACTICE Leavitt limited availability. Assistants available.

FRI | 21

NO AVAILABILITY

SAT | 22

Noon - North Carolina at USF

SUN | 23

Coach Leavitt available by request.-

USF PROBABLE STARTERS

OFFENSE

Pos.	No.	Name (Yr., Ht., Wt.)	Player Notes
X	18	Amarri Jackson (Sr., 6-5, 202)	One touchdown and six catches this season
LT	78	Marc Dile (Jr., 6-4, 309)	Proven veteran has 14 starts under his belt
LG	65	Ryan Schmidt (Jr., 6-4, 327)	K-State transfer slid into starting role after injury to Capogna
OC	77	Jake Griffin (Jr., 6-4, 307)	Shifts over LG to C with Nick Capogna sidelined
RG	61	Zach Hermann (R-Fr., 6-3, 313)	Redshirt freshman started the last two games
RT	75	Walter Walker (Sr., 6-5, 333)	The veteran and leader of the offensive line
TE	9	Cedric Hill (Jr., 6-3, 230)	Best TE blocker, will share time with Ben Busbee
Y	89	Taurus Johnson (Jr., 6-1, 204)	Leads USF with 10 receptions, including a one-handed snag vs. Auburn
Z	11	Marcus Edwards (Jr., 5-11, 164)	Third on 2006 team with 27 receptions, just two this season
QB	8	Matt Grothe (So., 6-0, 213)	TD on the ground and through the air at Auburn
RB	30	Benjamin Williams (Jr., 5-7, 200)	Starter is third in rushing with 65 yards, best blocking back

DEFENSE

Pos.	No.	Name	Player Notes
LE	90	Jarriett Buie (Sr., 6-4, 249)	Three tackles and fumble recovery in season opener
NT	76	Richard Clebert (Sr., 6-1, 312)	Forced a fumble on a QB sneak in win over Auburn
DT	98	Aaron Harris (So., 6-4, 264)	2.5 tackles for loss, 1.5 sacks in sophomore campaign
RE	95	George Selvie (So., 6-4, 242)	Among NCAA leaders with 5.5 sacks and 9.5 tackles for loss
SAM	27	Tyrone McKenzie (Jr., 6-2, 235)	Iowa State transfer is third on the team with 16 tackles
MIKE	59	Ben Moffitt (Sr., 6-2, 245)	Butkus candidate has 18 tackles and 2.5 for loss in two games
WILL	53	Brouce Mompremier (Jr., 6-1, 227)	Junior leads the team in tackles with 20
BC	21	Trae Williams (Sr., 5-10, 193)	Among secondary that shined in shutting down Auburn passing game
FC	4	Mike Jenkins (Sr., 6-0, 194)	Interception and near TD came up huge in win at Auburn
SS	32	Carlton Williams (Jr., 6-4, 214)	Solid play has been outshined by counterparts in secondary
FS	5	Nate Allen (So., 6-2, 200)	Reigning BIG EAST & Nagurski National Defensive Player of the Week

SPECIALISTS

Pos.	No.	Name	Player Notes
PK	28	Delbert Alvarado (So., 6-0, 196)	Final FG make vs. Auburn made him hero after 2-for-6 night
KO	27	Justin Teachey (Jr., 5-11, 176)	One touchback on 10 attempts this season
P	24	Delbert Alvarado (So., 6-0, 196)	Averaged 42.8 yards with two inside the 20 in debut as punter last game
LS	67	Eric Setser (So., 6-1, 240)	Handled long snapping duties in final nine games of 2006
KR	89	Taurus Johnson (Jr., 6-1, 204)	Auburn kicked away from him the entire game
	3	Jerome Murphy (So., 6-1, 176)	Averaging 37 per return, including 59 to set up tying score at Auburn
PR	11	Marcus Edwards (Jr., 5-11, 164)	Returned to role in Auburn game, popped off a 29 yard return
H	12	Anthony Severino (Sr., 6-2, 175)	Third string QB handles holding duties for second straight season

RECAPPING AUBURN

USF improved to 2-0 with an a 26-23 overtime win against the No. 17/13 Auburn Tigers ... It marked the third consecutive season USF has defeated a ranked team ... USF has started 2-0 four times including this season ... It also accomplished the feat in 1998, 2002 and 2006 ... USF improved to 6-0 all-time in overtime ... USF is 4-9 against ranked teams ... The win was the first in five tries against the SEC ... The crowd of 82,617 is the second largest ever to see a USF game ... The win came on the six year anniversary of USF defeating Pittsburgh in its first game played at Heinz Field ... WR Marcus Edward, OL Walt Walker, DE George Selvie and LB Ben Moffitt were captains for the game ... USF will name captains on a game-by-game basis ... Moffitt is the only player to be a captain in the first two games ... USF came from behind to win despite not converting on five forced turnovers and K Delbert Alvarado going 2-for-6 on field goal attempts ... USF has a +5 turnover margin on the season ... After being sacked three times in the third quarter, Grothe went 6-8 for 75 passing yards, plus 25 rushing yards, and a TD pass in leading USF to the overtime win ... Mike Ford had 74 yards rushing, including 59 in the first half, and a TD ... Nate Allen had a career night with an INT, forced fumble and fumble recov-

ery ... He was named BIG EAST Defensive Player of the Week and Nagurski National Defensive Player of the Week ... Mike Jenkins picked off his fourth career pass and nearly scored on the return in the fourth quarter ... LB Brouce Mompremier had a career high 12 tackles, including one for loss ... George Selvie built on his NCAA leading sack and tackles for loss totals with 1.5 sacks and 3.5 tackles for loss ... He leads the country in both categories ... LB Lucas Darr, who received an NCAA hardship waiver to play earlier in the week, made his debut on special teams after transferring from NC State ... Ben Williams recorded his longest run of the season with a 19 yard scamper on the opening play ... Jessie Hester had a career high six receptions - including the game winner in overtime - and 64 yards receiving ... He had four career catches coming into the game ... Alvarado hit the game tying FG from 18 yards out with 55 seconds to play ... DB Jerome Murphy emerged as an unsung hero with 111 yards on three kickoff returns ... He popped a 59 yard return, which set up the game tying field goal by Alvarado in the final minute of regulation ... It is the first time in Murphy's career that he has returned kickoffs ... DB Tyller Roberts recovered his first career fumble in the third quarter ... LB Tyrone McKenzie recovered his first career fumble as a Bull in the third quarter.

AP POLL

1. USC(46)	2-0	1,605
2. LSU (19)	3-0	1,577
3. Florida	3-0	1,437
4. Oklahoma	3-0	1,434
5. West Virginia	3-0	1,388
6. California	3-0	1,232
7. Texas	3-0	1,169
8. Ohio St.	3-0	1,142
9. Wisconsin	3-0	1,111
10. Penn St.	3-0	1,041
11. Rutgers	3-0	956
12. South Carolina	3-0	814
13. Oregon	3-0	810
14. Boston College	3-0	792
15. Clemson	3-0	615
16. Alabama	3-0	516
17. Virginia Tech	2-1	458
18. Louisville	2-1	367
19. Hawaii	3-0	343
20. Texas A&M	3-0	342
21. Kentucky	3-0	338
22. Georgia	2-1	333
23. USF	2-0	285
24. Nebraska	2-1	277
25. Missouri	3-0	228

Others Receiving Votes: Arkansas 179, Georgia Tech 128, Arizona St. 69, Cincinnati 53, UCLA 41, Texas Tech 16, Air Force 8, Purdue 6, Appalachian St. 5, Florida St. 5, Washington 2, Kansas 1, Michigan St. 1, Tulsa 1.

USA TODAY POLL

1. USC (44)	2-0	1,478
2. LSU (8)	3-0	1,438
3. Florida (7)	3-0	1,368
4. Oklahoma (1)	3-0	1,308
5. West Virginia	3-0	1,244
6. Texas	3-0	1,103
7. Wisconsin	3-0	1,098
8. California	3-0	1,093
9. Ohio State	3-0	1,062
10. Penn State	3-0	942
11. Rutgers	3-0	863
12. Boston College	3-0	754
13. Oregon	3-0	702
14. (tie) South Carolina	3-0	595
14. (tie) Clemson	3-0	595
16. Texas A&M	3-0	530
17. Virginia Tech	2-1	485
18. Hawaii	3-0	404
19. Louisville	2-1	383
20. Alabama	3-0	345
21. Georgia	2-1	271
22. Nebraska	2-1	228
23. Kentucky	3-0	168
24. USF	2-0	165
25. Missouri	3-0	145

Others Receiving Votes: Arkansas 143; Georgia Tech 143; Texas Tech 142; UCLA 122; Arizona State 67; Purdue 40; Michigan State 21; Cincinnati 20; Boise State 14; Florida State 7; Air Force 6; Tennessee 4; Washington 4.

THE BIG EAST

PRESEASON POLL - MEDIA

Team	Pts.
1. West Virginia (20)	188
2. Louisville (3)	167
3. Rutgers (1)	142
4. USF	123
5. Cincinnati	86
6. Pittsburgh	80
7. Connecticut	45
8. Syracuse	32

UPCOMING BIG EAST SCHEDULE

09/22/07

East Carolina @ West Virginia	3:30 p.m.
Marshall @ Cincinnati	7:30 p.m.
CONNECTICUT @ PITTSBURGH	TBA
North Carolina @ USF	TBA
SYRACUSE @ LOUISVILLE	TBA

09/28 /07

West Virginia @ USF (ESPN2)	8 p.m.
-----------------------------	--------

09/28 /07

Louisville @ North Carolina State	TBA
Pittsburgh @ Virginia	TBA
Maryland @ Rutgers	TBA
Syracuse @ Miami OH	TBA
Akron @ Connecticut (ESPN Regional)	12 p.m.
Cincinnati @ San Diego State (Versus)	10 p.m.

2007 HONORS

MATT GROTHE

BIG EAST Weekly Honor Roll - 9/10

GEORGE SELVIE

BIG EAST Weekly Honor Roll - 9/3

NATE ALLEN

BIG EAST Defensive Player of the Week - 9/10
 Nagurski National Player of the Week - 9/11
 Master Coaches Survey Game Ball - 9/11

USF

FWAA National Team of the Week - 9/11

TICKET TIMING

After larger than expected walk-up numbers for the Elon game, the USF Athletic Ticket Office is encouraging fans to take a couple measures to avoid long lines ... Fans are encouraged to print single game tickets out on Ticketmaster.com ... Fans are also asked to arrive at the ticket windows/will call at least 45 minutes prior to kickoff.

THIS AND THAT FOR CAROLINA

The USF volleyball and women's basketball teams will be introduced on the field during the game ... It will be an ACC officials crew for the game ... The game is the second of three straight on the ESPN body of networks for USF ... It is the fourth ESPN appearance in USF history ... USF is 5-4 after bye weeks ... The Bulls did not have a bye in 2001.

NORTH CAROLINA TIES

USF pass game coordinator Mike Canales and UNC wide receiver coach Charlie Williams were both on the staff at Arizona last season ... Canales also spent two seasons at NC State (2001-02) ... USF cornerbacks coach Rich Rachel was at NC State from 1983-85 ... Freshman DT Brandon Peguese is from Greensboro, N.C. and attended Grimsley HS ... The Tar Heels do not have any players on their media guide roster that attended Grimsley HS ... USF recruiting coordinator and running backs coach Carl Franks was the head coach at Duke from 1999-2003 and an assistant at Duke from 1987-89.

SOPHOMORES STARRING

USF returned 16 starters this season and has quickly risen to national recognition despite being essentially a young team. The Bulls are receiving award worthy play from their sophomore class. At the top of that list are second year stars Matt Grothe, George Selvie and Nate Allen.

Grothe's numbers and recognition as the BIG EAST Rookie of the Year speak for the themselves.

Nate Allen is putting himself all over the box score with 2 INT, 14 tackles, 1 forced fumble, 1 fumble recovery and 1 tackle for loss. Allen was recently named BIG EAST Defensive Player of the Week and Nagurski National Player of the Week after playing a part in three turnovers against Auburn.

Selvie's leading the country in sacks (5.5) and tackles for loss (9.5), despite having played only two games this season when the ma-

jority of the country has already played three.

USF has 15 underclassmen among its current projected starters on offense and defense.

MONITORING MATT

Matt Grothe made quite a name for himself last year en route to BIG EAST Conference Freshman of the Year honors and looks for bigger and better things this season ... He built upon his legacy as a gamer by leading USF to a come-from-behind overtime win over Auburn ... After being sacked three times in the third quarter, Grothe went 6-8 for 75 passing yards, plus 25 rushing yards, and a TD pass in leading USF to the overtime win ... He began the 2007 season with 239 yards, two TDs and no picks against Elon ... The gun slinger attempted 39 passes, a career high, and completed 23 ... The Lakeland native threw for 2,576 yards on 202-317 passing while connecting on 15 touchdowns ... He also ran for 622 yards on 178 carries and rumbled for nine TD's ... For his efforts last year Grothe has been named to the Manning and Maxwell Award watch lists.

BY GEORGE

Sophomore DE George Selvie began the 2007 season with a record breaking evening against Elon ... Selvie broke his own single game record for tackles for loss with six against the Phoenix ... Below is the new single game record chart for TFL:

1. George Selvie6Elon, 9/1/07
2. George Selvie.....5Florida International, 9/9/06
- Kawika Mitchell.....5at Oklahoma, 9/28/02
- Tim Jones5at Army, 9/27/03
- Craig Kobel.....5Pittsburgh, 12/4/04

Selvie also tied the USF single game record for sacks with four against Elon ... Below is who he shares the honor with :

1. George Selvie.....4Elon, 9/1/07
- Shurron Pierson4Southern Miss, 10/12/02

Selvie leads all NCAA players with 5.5 sacks and 9.5 tackles for loss despite having only played two games, when most have played three ... He also he USF single season record for sacks is 10 by Terrence Royal (2005) and Shurron Pierson (2001) ... The career record for sacks is 20 by Stephen Nicholas ... Selvie is in the USF career top 10 with 11 career sacks ... Selvie had 5.5 sacks as a freshman last season and has already reached that number in 2007 ... He was named a freshman All-American by *The Sporting News*.

97

Matt Grothe has thrown a career best 97 pass attempts without an interception. He had 15 TD and 14 INT last season. The streak dates back to the second quarter of the game at West Virginia last season

COACHING 'EM UP

USF head coach Jim Leavitt is now the sole remaining member of the original USF coaching staff from 1996 (when the program simply practiced for one year before playing). But Leavitt wastes no time pondering where everyone went. Rather, he's brought in Dan McCarney – only the longest tenured head coach in the Big 12 (at Iowa State) – and well-respected offensive coach Mike Canales, who was actually on that original USF staff before stints at NC State and Arizona as well as a stop in the NFL with the New York Jets. Canales will function as pass game coordinator and coach the receivers.

Also new to the full-time USF staff in 2007 are offensive line coach Mike Simmonds and tight ends coach Larry Scott, both of whom were graduate assistants in 2006. Meanwhile, Greg Gregory returns for his third year on the staff, but his first in the role of offensive coordinator.

USF's RECORD WHEN...

At home	1-0
On the road	1-0
Against BIG EAST opponents	0-0
Against non-conference opponents	2-0
On natural grass	2-0
On field turf	0-0
On other surfaces	0-0
In day games	0-0
In home day games	0-0
In road day games	0-0
In night games	2-0
In home night games	1-0
In road night games	1-0
In September	2-0
In October	0-0
In November	0-0
Leading after 1st quarter	1-0
Leading after 2nd quarter	1-0
Leading after 3rd quarter	1-0
Tied after 1st quarter	1-0
Tied after 2nd quarter	0-0
Tied after 3rd quarter	0-0
Trailing after 1st quarter	0-0
Trailing after 2nd quarter	1-0
Trailing after 3rd quarter	0-0
In overtime	1-0
USF scores first	2-0
Opponent scores first	0-0
USF has the first possession	2-0
Opponent has the first possession	0-0
USF scores 0-10 points	0-0
USF scores 11-20 points	0-0
USF scores 21-30 points	2-0
USF scores 31-40 points	0-0
USF scores 41-50 points	0-0
USF scores 50-plus points	0-0
Opponent scores 0-10 points	0-0
Opponent scores 11-20 points	1-0
Opponent scores 21-30 points	1-0
Opponent scores 31-40 points	0-0
Opponent scores 41-50 points	0-0
Opponent scores 50-plus points	0-0
USF has over 200 yards rushing	0-0
USF has less than 200 yards rushing	1-0
Opponent has over 200 yards rushing	1-0
Opponent has less than 200 yards rushing	2-0
USF has over 200 yards passing	1-0
USF has less than 200 yards passing	1-0
Opponent has over 200 yards passing	1-0
Opponent has less than 200 yards passing	1-0
USF gains 0-100 net yards	0-0
USF gains 101-200 net yards	0-0
USF gains 201-300 net yards	0-0
USF gains 301-400 net yards	2-0
USF gains 401-500 net yards	0-0
USF gains 501-plus net yards	0-0
Opponent gains 0-100 net yards	0-0
Opponent gains 101-200 net yards	0-0
Opponent gains 201-300 net yards	2-0
Opponent gains 301-400 net yards	0-0
Opponent gains 401-500 net yards	0-0
Opponent gains 501-plus net yards	0-0
USF commits 0-5 penalties	0-0
USF commits 6-10 penalties	2-0
USF commits 10-plus penalties	0-0
Opponent commits 0-5 penalties	0-0
Opponent commits 6-10 penalties	2-0
Opponent commits 10-plus penalties	0-0
USF leads in time of possession	1-0
USF trails in time of possession	1-0
USF commits more turnovers	0-0
Opponent commits more turnovers	1-0
Turnovers are equal	1-0

DEPTH CHART

OFFENSE

POS	#	NAME	HT.	WT.	CL.	GP/GS/CON
X	18	Amarri Jackson	6-5	202	SR.	15/3/2
	2	Carlton Mitchell	6-4	197	FR.	2/0/0
H	87	Jessie Hester, Jr.	6-0	174	So.	10/0/0
	7	Courtney Denson	5-11	193	Sr.	19/1/0
LT	78	Marc Dile	6-4	309	JR.	20/9/4
	64	Jacob Sims	6-4	265	Fr.	1/0/0
LG	65	Ryan Schmidt	6-4	327	Jr.	15/9/9
	55	Jeremiah Warren	6-4	326	Fr.	0/0/0
C	77	Jake Griffin	6-4	307	Jr.	20/5/2
	62	Sampson Genus	6-1	308	Fr.	0/0/0
RG	61	Zach Hermann	6-3	313	Fr.	2/2/2
	55	Jeremiah Warren	6-4	326	Fr.	0/0/0
RT	75	Walter Walker	6-5	333	Sr.	31/24/16
	70	Jared Carnes	6-7	306	Sr.	16/2/0
TE	9	Cedric Hil	6-3	230	Jr.	27/8/2
	82	Ben Busbee	6-3	242	So.	12/1/0
Y	89	Taurus Johnson	6-1	204	Jr.	27/1/1
	80	Dontavia Boqan	6-1	180	Fr.	1/0/0
Z	11	Marcus Edwards	5-11	164	Jr.	27/14/7
	6	Edner Alcín	6-2	174	Fr.	2/0/0
QB	8	Matt Grothe	6-0	213	So.	15/14/14
	15	Grant Gregory	6-1	205	Jr.	1/0/0
RB-A	30	Benjamin Williams	5-7	200	Jr.	16/14/14
	26	Mike Ford	6-2	225	Fr.	2/0/0
	3	Moise Plancher	5-9	200	So.	1/0/0
RB-B	20	Aston Samuels	5-10	176	Fr.	2/0/0
	33	Jamar Taylor	5-9	205	Fr.	2/0/0
	24	Shawn Cannon	5-11	213	Jr.	0/0/0

DEFENSE

LE	90	Jarriett Buie	6-4	249	Sr.	14/6/2
	96	Woody George	6-3	237	Sr.	23/13/0
NT	76	Richard Clebert	6-1	312	Sr.	27/11/2
	94	Allen Cray	6-0	266	Sr.	35/19/0
DT	98	Aaron Harris	6-4	264	So.	12/7/7
	47	Brandon Peguese	6-1	241	Fr.	1/0/0
RE	95	George Selvie	6-4	242	So.	15/15/15
	48	Joshua Smiley	6-3	230	Fr.	1/0/0
SAM	27	*Tyrone McKenzie	6-2	235	Jr.	25/14/14
	43	Sabbath Joseph	6-0	221	Fr.	1/0/0
MIKE	59	Ben Moffitt	6-2	245	Sr.	38/32/32
	56	Sam Miller	5-11	210	Sr.	36/0/0
WILL	53	Brouce Mompremier	6-1	227	Jr.	22/2/2
	55	Donte Spires	6-3	222	So.	2/0/0
BC	21	Trae Williams	5-10	193	Sr.	38/34/16
	6	Tyller Roberts	6-1	185	Jr.	26/0/0
SS	32	Carlton Williams	6-4	214	Jr.	27/23/3
	7	Louis Gachette	6-3	215	Jr.	27/0/0
FS	5	Nate Allen	6-2	200	So.	11/2/2
	3	Jerome Murphy	6-1	176	So.	14/0/0
FC	4	Mike Jenkins	5-11	194	Jr.	37/29/2
	22	Ryan Gilliam	5-10	175	Sr.	15/0/0
NB	3	Jerome Murphy	6-1	176	So.	14/0/0
	6	Tyller Roberts	6-1	185	Jr.	26/0/0

* Starts were earned at Iowa State, also played 11 career games at Michigan State.

SPECIALISTS

K	25	Delbert Alvarado	6-0	196	So.	
	27	Justin Teachey	5-11	176	Jr.	
KO	27	Justin Teachey	5-11	176	Jr.	
	31	William Criswell	5-10	174	Jr.	
P	27	Justin Teachey	5-11	176	Jr.	
	31	William Criswell	5-10	174	Jr.	
LS	67	Eric Setser	6-1	240	So.	
	68	Mike Walsh	5-10	210	Fr.	
KR	3	Jerome Murphy	6-1	176	So.	
	89	Taurus Johnson	6-1	204	Jr.	
PR	11	Marcus Edwards	5-11	164	Jr.	
H	12	Anthony Severino	6-2	175	Sr.	

KEY GP-GAMES PLAYED GS-GAMES STARTED CON-CONSECUTIVE STARTS

THE FIRSTS...

UNC is the first non-conference BCS school to play USF at home ... USF has been a member of the FBS Division since 2000, its transition year, and appeared in the Associated Press and USA Today Coaches Top 25 Polls for the first time this week ... USF debuted at No. 23 in the AP Poll and No. 24 in the Coaches Poll ... There were 124 Coaches Polls released between USF joining the FBS and its first appearance on Sept. 16 ... That is the second fastest pace to a national ranking, only trailing Boise State, who reach the polls in 114 weeks.

STARTING NOTES

Senior center Nick Capogna had his consecutive start streak of 14 snapped at Auburn due to a knee injury ... Jack Griffin started at center, while Ryan Schmidt will moved up the depth chart and started at left guard ... Ben Busbee earned his first career start against Elon, as did right guard Zach Hermann ... On defense Brouce Mompremier and Nate Allen started for the first time in their careers.

T-MAC & D-MAC

Junior LB Tyrone McKenzie led Iowa State in tackles last season and transferred to USF after the 2006 season. He was able to play immediately thanks to a NCAA hardship waiver.

McKenzie was on the USF campus to start the spring semester in January. And in early February his former head coach at Iowa State, Dan McCarny, arrived in Tampa and took the position as the Assistant Head Coach and Defensive Line Coach.

The two have teamed up on defense and produced immediate results. USF held Elon to 13 points and just 33 yards rushing. McKenzie, who led Iowa State with 129 tackles in 2006 and was 10th nationally, has a game high 12 tackles.

McCarny's defensive line has accounted for all eight of USF sacks this season. USF is eighth nationally with an average of 4.0 sacks per game.

MOFFITT ANCHORS DEFENSE

Ben Moffitt is the lone returnee out of USF's stellar trio of linebackers from last season ... He is currently second on the team with 18 tackles and 2.5 tackles for loss ... He began the 2007 campaign with 10 tackles, eight assisted, one tackle for loss and one pass breakup ... During the 2006 campaign, Moffitt teamed up with Stephen Nicholas – now with the NFL's Atlanta Falcons – and Patrick St. Louis, who is one of the Bulls' strength and conditioning coaches ... Last year Moffitt led the team in tackles with 112 and was third in tackles for a loss with 11 including four sacks ... During the summer Moffitt was named to the Bronko Nagurski Award and Butkus watch lists.

BUILT FORD TOUGH

True-freshman Mike Ford is leading the USF team in rushing yards with 157 (78.5 per game) and scoring (three TD) ... The Sarasota native ran for 74 yards, including 59 in the first half, and 1 TD at Auburn ... He set USF freshman debut record with 3 TDs, two rushing and one receiving against Elon ... The debut record, regardless of class, for TD in a USF debut was four by Jermaine Clemmons in USF's inaugural game (9-6-97) ... Ford had runs of 21 and 48 yards, which accounted for a large chunk of his 83 yards on six carries ... After the game when Ford was asked about breaking two tackles on his 48-yard run, he just said that his style was, "Ford Tough" ... ESPN college basketball commentator Dick Vitale, who lives in Sarasota, put himself among the Ford backers after watching him as a high schooler and hearing about his production in the USF opener ... No USF freshman has ever run for 100 yards in their debut.

NCAA STATS

George Selvie leads the country in sacks (5.5) and tackles for loss (9.5) ... Jerome Murphy is third in yards per kick return (37.0) ... Mike Ford is tied for ninth in scoring, which is ranked on a per game scale (12.0) ... Nate Allen is third in the country with an average of 1.0 interceptions per game ... USF is fourth in turnover margin (+5), 16th in fumbles recovered (4) ... USF is second in tackles for loss (11 per game) and second in defensive third down efficiency, only allow opponents to succeed 17.7 percent of the time ... USF is also 18th in rushing defense (79.0) and total defense (274.5).

SEPTEMBER NUMBERS

USF owns a 24-17 record in the month of September ... The Bulls have won three games in each of the last two opening months ... In 2005 USF went 3-1 with the lone loss coming to Penn State in the opener ... In 2006, the Bulls were 3-2 with wins in the first three games before narrow losses to Kansas and Rutgers ... USF has never won more than three games in September.

DB TANDEM AMONG BEST IN NATION

One of the strengths of this years USF football team are cornerbacks Trae Williams and Mike Jenkins ... One of the most experienced DB combos in college football, the two combined for 62 career starts over their careers ... Both posted impressive numbers in the season opener ... Williams had five tackles, one for a loss and a pass breakup ... While Mike Jenkins had two pass breakups ... Jenkins followed that performance up with an interception late in the fourth quarter against Auburn that he nearly took in for a TD before stepping out of bounds at the three ... Last season the two also teamed up for eight interceptions, seven of which belonged to Williams, tying a single season school record (with J.R. Reed) ... His seven picks also led the BIG EAST ... The duo has been cited as the best in the BIG EAST and the state of Florida by several outlets, including ESPN.com expert Mark Schlabach.

BIG EAST STATS

USF is second in the league in turnover margin (2.5 per game) behind Cincinnati, who leads the country at +4.33 per game ... USF leads the league in rush defense (79.0), second in opponent first downs (35), first in opponent 3rd down conversion (17.6), first in PAT percentage (1.000) and fifth in total sacks (8), although they are tied for first in sacks per game (4.0) with West Virginia ... Nate Allen is tied for the league lead in interceptions (1.0 per game) and is second in forced fumbles per game (0.5) ... Taurus Johnson is fourth in receptions per game (5.0), Mike Ford is third in scoring (12.0 per game), and third in TDs (4), Brouce Mompremier is four in tackles per game (10), Ben Moffitt is sixth (9.0) and Tyrone McKenzie is ninth (8.0) ... Selvie leads the league in sacks (2.76 per game) and tackles for loss (4.75 per game) ... Four Bulls rank second in fumbles recovered (0.5) ... Mike Jenkins is tied for the league lead in pass breakups (2.0 per game).

INSTANT REPLAY

The Objective: The Big East's instant replay system is designed to allow for specific types of officiating calls to be immediately reviewed and corrected during all Conference and non-conference home games.

The Standard: There must be indisputable video evidence for an officiating call to be changed by a Replay Official working from the press box. The replay system will not guarantee that all officiating mistakes are corrected.

The Source: During televised games, all reviewable video will come directly from the television network broadcasting the game (ABC Sports, ESPN, ESPN2, ESPN Plus Television, etc.). In non-televised games, all reviewable video will come directly from four in house video cameras. The review process will never use both television and in-house cameras in any one game.

The Process: The BIG EAST Conference Instant Replay System is not the NFL Model. A review can be triggered by the Replay Official in the press box, or the head coach on the field. The Replay Officials will have available to them the video coming directly from the television network broadcasting the game or from four in-house video cameras. The DVSPORT Digital Replay software will be used for all reviews. Unlike the NFL, there is no limit to the number of plays that can be reviewed by the replay official. Coaches, however, are limited to one challenge per game. A team is subject to a loss of timeout if the coaches' challenge is upheld.

THE PLAYS

Reviewable

The following plays are subject to review under Big East instant replay:

1. Plays governed by Sideline, Goal Line, End Zone, and End Line:
 - a. Scoring Plays, including a runner breaking the plane of the goal line.
 - b. Pass complete/incomplete/intercepted at side line, goal line and end line.
 - c. Runner/receiver in or out of bounds.
 - d. Recovery of loose ball in or out of bounds.
 - e. A loose ball touching a sideline, goal line or an end line.
2. Passing Plays:
 - a. Pass ruled complete/incomplete/intercepted in the field of play and end zones.
 - b. Touching of a forward pass by an ineligible receiver.
 - c. Touching of a forward pass by a defensive player.
 - d. Quarterback (Passer) forward pass or fumble (if ruled incomplete, the play is finalized).
 - e. Illegal forward pass beyond the line of scrimmage.
 - f. Illegal forward pass or illegal handling after change of possession.
 - g. Forward or backward pass thrown from behind the line of scrimmage
3. Other Detectable Infractions:
 - a. Runner ruled not down.
 - b. Forward progress with respect to first down.
 - c. Touching of a kick.
 - d. Number of players on field.
 - e. Kicker beyond line of scrimmage on a kick.
 - f. Clock adjustments
 - g. Fourth-down/try fumble plays

NOT REVIEWABLE

Examples:

1. Holding.
2. Offside/encroachment.
3. Pass interference.
4. Personal fouls (e.g., late hits).
5. Illegal blocks.
6. Illegal formations.
7. Face mask.
8. Taunting / excessive celebration.
9. False starts.
10. Roughing passer / kicker.
11. Fighting participants.

GAME-BY-GAME STARTERS & CAPTAINS

Opponent	WR	WR	LT	LG	OC	RG	RT	TE	WR	QB	RB
Elon	Jackson (C)	Busbee (TE)	Dile	Griffin	Capogna (C)	Hermann	Walker	Hill	Edwards	Grothe	Williams
Auburn	Jackson	Johnson	Dile	Schmidt	Griffin	Hermann	Walker (C)	Hill	Edwards (C)	Grothe	Williams
	LE	DT	NT	RE	SLB	MLB	WLB	CB	CB	FS	SS
Elon	Buie	Clebert	Harris	Selvie	McKenzie	Moffitt (C)	Mompremier	T. Williams (C)	Jenkins	Allen	C. Williams
Auburn	Buie	Clebert	Harris	Selvie (C)	McKenzie	Moffitt (C)	Mompremier	T. Williams	Jenkins	Allen	C. Williams

(C) - Indicates captains, which change each game.

TOLLEY BACK WITH TEAM

After saying in camp that he was going to call it career, sophomore OT Danny Tolley has decided to return to the team. Tolley has battled a severe groin injury and a great deal of pain that accompanied the injury. Tolley played in 11 games in 2006. On the subject, Coach Leavitt has said, "He is showing great courage."

WHERE THEY AT?

Two familiar faces will not be on the field for USF in the near future. Junior OL Matt Huners suffered an ACL tear during spring practice and will be out for a large chunk of the season. It is possible that Huners will return this season. Huners started 10 of 11 games at guard last season.

Sophomore WR Colby Erskin, who impressed by running the 40 yard dash in under 4.4 seconds, will likely be out for the entire 2007 season. Erskin torn an ACL during preseason camp. Erskin worked as a running back last season, collecting nine yards on six carries. He also had five catches for 73 yards. Erskin was making noise at the receiving position and would have challenge for playing time this fall.

TIME TO STAND OUT

For redshirt-freshman Carlton Mitchell, it is time to make his own name in a circle of family and friends that is full of standouts.

Mitchell's mother, Angela, is the cut "man" for professional boxer Antonio Tarver. The cut man position is a male dominated occupation and Angela is considered a pioneer in the sport of boxing.

Tarver and Carlton have been close friends since the Bull wide receiver was 12. He is also close friends with Tarver's son, Antonio Jr.. Antonio Jr. is a freshman point guard at Daytona Beach Community College.

Carlton's father, Carl, is 6 feet 8 and played pro basketball in Europe for 12 years. His half-brother, Carl Jr., is 6-10 and playing professionally in the Dominican Republic.

In his first collegiate season, Mitchell has five receptions for 36 yards.

OUR TURN

There are five true freshmen listed as the top backups on the two-deep roster for Elon. OL Sampson Genus, OL Jeremiah Warren, RB Mike Ford, WR Dontavia Bogan and LS Mike Walsh.

Among redshirt freshman OG Zach Hermann has started the first two games. Other redshirt rookies WR Carlton Mitchell, WR Ednir Alcin, DE Brandon Pequese, DE Joshua Smiley and LB Sabbath Joseph are listed at the second spot at their respective positions.

WEIGHT ROOM

Below are the top lifting & testing numbers at each position.

Bench

DB - J. Jenkins	370 (21)
DB - M. Jenkins	370 (21)
DE - Buie	430 (29)
DL - Clebert	540 (43)
LB - Miller	415 (27)
OL - Huners	440 (30)
QB - Gregory	355 (19)
RB - Kelly	380 (22)
TE - Busbee	370 (21)
WR - Hanks	365 (20)

Vertical

DB - Murphy	35
DE - Aycox & Buie	33
DL - Dampier	31 inches
LB - Miller	37
OL - Sims	30
QB - Gregory	33
RB - Samuels	36.5
TE - Okolie	35
WR - Erskin	36.5
WR - Edwards	36.5

() - indicates bench press reps at 225.

WEIGHT GAINS

Below are the players that according to Assistant AD for Strength and Conditioning Ron McKeefery made the most significant weight gains this off-season:

DE Jariett Buie	+12lbs
OT Marcus Dile	+14 lbs
QB Matt Grothe	+11 lbs
DT Aaron Harris	+20 lbs
TE Cedric Hill	+10 lbs
LB Sam Miller	+14 lbs
LB Ben Moffitt	+5 lbs
TE Quincy Okolie	+29 lbs
DT Brandon Peguese	+21 lbs
LB Chris Robinson	+12 lbs
DE George Selvie	+ 9 lbs

McKeefery also praised OL Walter Waker and DT Richard Clebert for dropping a significant amount of body fat, while maintaining their weight.

THE TOP FIVE

Below are the top five lifting and testing numbers, regardless of position:

Bench

Clebert	540
Huners	440
Riley	440
Buie	430
Cray	430
Schmidt	430
Griffin	430

Bench Press Reps at 225

Clebert	43
Huners	30
Buie	29
Cray	29
Schmidt	29
Griffin	29

Vertical

Miller	37.0
McQueen	37.0
Samuels	36.5
Edwards	36.5
Erskin	36.5
Carlton Mitchell	36.0
Hess	36.0

Shuttle

Edwards	43.45
Love	44.92
Richardson	44.95
Gregory	45.37
Tr. Williams	45.74
Cannon	45.95
Williams	45.99

Broad Jump

Erskin	10'5"
Carlton Mitchell	10'3"
Hanks	10'2"
Hess	10'2"
Cedric Hill	10'1"

PRESEASON PROPS

MATT GROTHE

- Maxwell Award Watch List
- Manning Award Watch List
- 10th - Best Athletes in BIG EAST (SI.com)
- 7th - Best New School Quarterbacks (Herbies/ESPN.com)
- 19th best QB in nation (Detroit Free Press)
- Others to Watch - Heisman (NY Times)

BEN MOFFITT

- Bronko Nagurski Watch List
- Butkus Award Watch List
- Players That Don't Get Enough Respect (Herbies/ESPN.com)
- All BIG EAST Preseason -Surefire Scouting

GEORGE SELVIE

- All BIG EAST Preseason -Surefire Scouting

JUSTIN TEACHEY

- All BIG EAST Preseason -Surefire Scouting

TRAE WILLIAMS

- All BIG EAST Preseason -Surefire Scouting

USF

PRESEASON RANKINGS

- Sporting News - No.21
- Arizona Republic - No.22
- SI.com - No.25
- New York Daily News - No.25
- Sagarin Ratings - No.55

BIG EAST SLEEPER

- Herbies (ESPN.com)
- ESPN.com
- CBSsportsline
- College Football News
- Atlanta Journal Constitution

BIG EAST CHAMPIONS

- Louisville Courier-Journal

BCS SPOILER

- New York Times.

HOME COOKING

USF has only lost two home games over the last two seasons and just eight since the 2000 season. The Bulls have recorded one home loss or gone undefeated in eight of 10 years. USF plays six home games in 2007 and is 1-0 at Raymond James Stadium so far.

BUTCH AND THE SUNSHINE STATE

When North Carolina travels to meet the Bulls in Raymond James Stadium, it not only marks the first time a non-conference BCS opponent will play USF at home, but it also becomes the first college game back in the State of Florida for first-year Tar Heels coach Butch Davis.

Davis, of course, coached the Miami Hurricanes from 1995 to 2000, compiling a 51-20 record, while leading the team to one outright and two shared Big East championships. Davis was also an assistant coach with the Hurricanes from 1984 to 1988, including the 1987 National Championship season.

MAKING MOVES

Two players changed positions during preseason camp, below are their most recent positions:

- Sophomore Houston Hess - WR to LB
- Freshman Alonzo McQueen - LB to DT
- Freshman Richard Kelly - FB to TE

NICKED UP

Senior C Nick Capogna suffered a knee injury early in the game with Elon. The injury will have him sidelined through at least the Auburn game this weekend and possibly for a few more weeks. Schmidt had started 14 consecutive times and will likely hand the duties off to Jake Griffin.

DENSON CLOSES THE BOOKS

WR Courtney Denson has already earned a BA in communications from USF. What makes his graduation even more impressive is that he transferred from Auburn, but didn't allow the change of scenery to slow his academic pursuits. He is currently pursuing a second major.

USF HONORS DORSEY & CAMON

The 2007 USF Bulls have two stickers, bearing the initials "JC" and "KD," for former Bulls defensive back Javan Camon, who died after a collision in an indoor football game in February, and Keeley Dorsey, the freshman running back who collapsed and died during a team conditioning workout in January.

USF also observed a moment of silence in honor of Dorsey, Camon and late Sun Dolls coach Caroline Wiren, who died in May due to complications from labor, prior to the Elon game.

IS THAT THE WING TEE?

USF unveiled a new formation in its win over Elon that reminds many of the famed Wing Tee. The Bulls lined up three running backs and stocked the line with two tight ends. Senior RB Ben Williams was flanked by Jamar Taylor and Mike Ford in the setup. USF used the formation twice against the Phoenix.

USF BIG PLAYS (+25)

Oppt.	Yds.	Play	Qtr.	Player
Auburn	59	Kick Ret.	4th	Jerome Murphy
Elon	48	Run	4th	Mike Ford
Auburn	29	Kick Ret.	1st	Marcus Edwards
Elon	27	Pass	3rd	Courtney Denson
Auburn	27	Kick Ret.	1st	Jerome Murphy
Auburn	27	Run	1st	Matt Grothe

USF SCORING DRIVES

Game	Qtr.	Pts.	P-Y-TOP	Players
Elon	2	7	10-73-3:43	Ford TD catch/Alvarado PAT
Elon	3	7	7-68-2:35	Ford TD run/Alvarado PAT
Elon	3	7	7-64-1:33	Jackson TD catch/Alvarado PAT
Elon	4	7	4-59-1:00	Ford TD run/Alvarado PAT
Auburn	1	TD	5-45-1:48	Matt Grothe 1-yd
Auburn	1	TD	7-69-2:23	Mike Ford 2-yd
Auburn	4	FG	11-44-3:35	Delbert Alvarado 38-yd
Auburn	4	FG	6-30-1:59	Delbert Alvarado 19-yd
Auburn	OT	TD	6-25-0:00	Grothe-Hester, Jr. 14-yd

OPPONENT BIG PLAYS (+25)

Oppt.	Yds.	Play	Qtr.	Player
Elon	41	Pass	2nd	Scott Riddle
Auburn	37	Kick Ret.	1st	Mario Fannin
Auburn	36	Run	2nd	Ben Tate
Auburn	34	Kick Ret.	4th	Mario Fannin
Auburn	30	Pass	2nd	Carl Stewart
Elon	26	Pass	4th	Scott Riddle
Auburn	25	Kick Ret.	1st	Patrick Lee

OPPONENT SCORING DRIVES

Team	Qtr.	Pts.	P-Y-TOP	Players
Elon	2	FG	7-56-2:19	Andrew Wilcox 37-yd
Elon	3	FG	16-60-5:58	Andrew Wilcox 37-yd
Elon	4	TD	10-72-4:00	Riddle-Hudgins 26-yd
Auburn	1	FG	9-48-2:56	Wes Byrum 49-yd
Auburn	2	TD	7-65-2:41	Mario Fannin 2-yd
Auburn	2	TD	8-37-3:29	Cox-McKenzie 3-yd
Auburn	4	FG	9-51-3:19	Wes Bynum 46-yd
Auburn	OT	FG		Wes Bynum 39-yd

GROTHE IN GOOD COMPANY

• Matt Grothe has obviously established himself as the quarterback of the future for the Bulls ... However, in the present, the rookie is among some pretty good company as far as positioning himself statistically with some of the best quarterbacks in BIG EAST history ... The following are freshman stats from a few of the league's all-time great field generals in addition to Grothe's freshman year stats :

MATT GROTHE - USF (2006)

Rushing				Passing				
GP	No.	Yds.	TD	Comp.	Att.	Int.	Yds.	TD
13	178	622	9	202	317	14	2,576	15

Glenn Foley - Boston College (1990)

Rushing				Passing				
GP	No.	Yds.	TD	Comp.	Att.	Int.	Yds.	TD
11	48	-82	0	182	349	21	2,189	11


Donovan McNabb - Syracuse (1995)

Rushing				Passing				
GP	No.	Yds.	TD	Comp.	Att.	Int.	Yds.	TD
12	131	291	3	128	207	6	1,991	16

Michael Vick - Virginia Tech (1999)

Rushing				Passing				
GP	No.	Yds.	TD	Comp.	Att.	Int.	Yds.	TD
10	110	580	8	90	152	5	1,840	12


BULL AWARD CANDIDATES



▷ ▷ ▷ **FS NATE ALLEN**

ALL-BIG EAST & ALL-AMERICA CANDIDATE


- Two interceptions, 14 tackles, one forced fumble, one fumble recovery in two games this season.
- Two starts this season are the first of his career.
- Named Nagurski/FWAA National Defensive Player of the Week on Sept. 11
- Also named BIG EAST Defensive Player of the Week after win at Auburn



▷ ▷ ▷ **QB MATT GROTHE**

MAXWELL, MANNING, ALL-AMERICAN CANDIDATE


- 2006 BIG EAST Rookie of the Year
- Started 13 consecutive games, tossed a TD in seven straight and 97 attempts without INT
- Freshman All-American - Honorable Mention (*The Sporting News*)
- Set USF freshman records for passing yards (2,576), rushing yards (622), total yards (3,198) and rushing touchdowns (9)
- In 2006, he was second in the nation among freshman in total yardage.
- His freshman campaign will go down as one of best in BIG EAST history.



▷ ▷ ▷ **CB MIKE JENKINS**

ALL-AMERICAN CANDIDATE


- 2005 Second Team All-BIG EAST
- 17 pass breakups and 27 tackles as an in-your-shirt cover corner in 2006.
- 2006 Preseason All-Big EAST
- QB's shying away from him, cost him more 2006 postseason acclaim.
- 32 career pass breakups, four interceptions, three fumbles forced.
- Started 26 of the last 27 games.
- "Has as much speed as anyone in the country," according to Coach Leavitt.
- Sited by ESPN.com as part of the best corner duo in BIG EAST and Florida.



▷ ▷ ▷ **LB BEN MOFFITT**

BUTKUS, NAGURSKI, ALL-AMERICA CANDIDATE


- Clear cut leader of the defense that ranks 18th in the country this season and ranks second in tackles for loss.
- A man among college students, he commutes 40 miles every day from home with wife and two children in Sumter County.
- Recorded 112 tackles, 11 for loss, four sacks, one forced fumble and two fumble recoveries last season.
- Racked up 96 tackles with 15 for loss as a sophomore in 2005.
- On watch lists for the Butkus and Bronko Nagurski awards
- Started 32 straight games, dating back to redshirt-freshman season.



▷ ▷ ▷ **DE GEORGE SELVIE**

ALL-BIG EAST & ALL-AMERICA CANDIDATE

- Leads NCAA with 5.5 sacks and 9.5 tackles for loss, despite only playing two games while most teams have played three
- Broke USF school record with six TFL against Elon
- Tied USF record with four sacks in same game.
- Already equaled freshman campaign total of 5.5 sacks in two games this season
- 11 career sacks places him among USF career top 10 despite only playing 15 career games.



▷ ▷ ▷ **CB TRAE WILLIAMS**

ALL-AMERICA CANDIDATE

- 2006 BIG EAST First Team selection
- Sited by ESPN.com as part of the best corner duo in BIG EAST and Florida.
- 7 interceptions in 2006 was fifth best in NCAA.
- 34 career starts, including 16 straight, and 10 career interceptions.
- 19 career pass breakups (10 in 2006), 116 career tackles (49 in 2006).
- "In your jersey" coverage skills explain the fact that he had just eight return yards on his seven interception last season.

PRONUNCIATION GUIDE

Edner ALCIN	Al-sin
JARRIETT BUIE	Jair-et Boo-ee
Nick CAPOGNA	Cuh-po-nuh
David COZZO	CO-zo
David FONUA	Fuh-new-uh
Louis GACHETTE	GUH-shet
Sampson GENUS	JEAN-us
Matt GROTHE	Growth-ee
Joe HERZHAUSER	HERZ-houz-ur
Matt HUNERS	HUE-nurs
AMARRI Jackson	UH-mar-ee
Jim LEAVITT	LEV-it
BROUCE MOMPREMIER	Bruce Mom-pre-meer
Quincy OKOLIE	OH-kuh-lie
Mike PADILLA	Puh-dill-uh
Brandon PEGUESE	Puh-geese
ILIA PETROV	Eel-ee-uh Pet-trof
MOISE PLANCHER	Moses PLAN-chur
Darren POWE	Po
Danny VERPAELE	VUR-pail
TRAE Williams	Tray

BALANCE ACT

With what appears to be the deepest pool of running backs in several years and a dual threat quarterback in Matt Grothe, the USF offense, which improved 35 spots from 2005 to rank 44th nationally in 2006, may just have a chance to be the most balanced offense in the school's 11 seasons of play.

Grothe returns at quarterback, and a backfield that includes returning starter Ben Williams plus Moises Plancher, who had been named starter at the outset last year only to sustain a torn ACL in the first series of the season, junior college transfer Shawn Cannon and promising freshmen Aston Samuels and Mike Ford, should make his passing opportunities that much easier. And that's not even taking into account that Grothe himself led the team in rushing last year or the potential for true-freshman Jamar Taylor, who was Nick Saban's first commitment at Alabama and was ranked 25th nationally at his position.

WHAT'S BACK

	Total	%
Rushing Yards	1,207	64.4
Rushing TDs	16	72.7
Passing Yards	2,576	91.1
Passing TDs	15	93.7
Receiving Yards	1,447	50.9
Receiving TDs	8	50
Field Goals Made	5	71.4
Scoring	180	60.2
Tackles	592	64.8
Sacks	26	70.2
Interceptions	11	73.3
Tackles for Loss	55	65.4

WE'RE BACK

Perhaps the most used preseason resource for predicting regular season success is returning starters.

USF is good shape in this area with a BIG EAST best 19 (8 offense, 7 defense, 4 specialists) returning starters.

Below are the BIG EAST rankings in terms of returning starters:

Team	Total (Off. - Def.-Specialist)
USF	19 (8-7-4)
West Virginia	19 (9-8-2)
Cincinnati	15 (7-8-0)
Louisville	15 (7-5-3)
Pittsburgh	15 (8-6-1)
Connecticut	14 (8-6-0)
Rutgers	14 (7-6-1)
Syracuse	10 (6-4-2)

WE'RE BACK TOO

The defense isn't to be forgotten. Other than one small "blip" in 2004, defensive coordinator Wally Burnham and his defensive staff have been remarkably consistent through the years. With Dan McCarney adding his defensive "teeth" to the staff, plus honor candidates Ben Moffitt (LB), Mike Jenkins (CB) and Trae Williams (CB), the USF defense once again appears to be in great hands.

Momentum could be a real key for the unit as well. After all, look at what the Bulls – who return eight starters – did in the final two games last season. In a 24-19 win at seventh ranked West Virginia, USF held the number two rushing team in the nation to 132 yards, some 170 below its average. Heisman hopeful Steve Slaton had just 43 yards and quarterback Pat White ran for just 17. If not for a receiver reverse that picked up 57 yards by itself, the run game would have been essentially grounded completely.

Then in the Papajohns.com Bowl, USF held East Carolina to just 54 yards on 32 carries and only seven points in a 24-7 Bulls win.

FUTURE SCHEDULES

While the Big East portion of USF's schedule will be set on an annual basis, the following non-conference games have been scheduled – and are subject to change. All caps indicates home games:

2008

Aug. 30	TENN. MARTIN
Sept. 6	at UCF
Sept. 13	KANSAS
Sept. 20	at FIU
Sept. 27	at NC State

2009

Sept. 5	WOFFORD
Sept. 19	FIU
Sept. 26	MIAMI
Oct. 10	at Indiana

2010

Sept. 4	SAMFORD
Sept. 11	at Florida
Oct. 2	FAU
Nov. 27	at Miami

2011

Nov. 26	MIAMI
---------	-------

2012

Sept. 8	MICHIGAN STATE
Nov. 24	at Miami

2013

Sept. 7	at Michigan State
Sept. 14	FAU
Nov. 30	MIAMI

2014

Sept. 13	NC State
----------	----------

2015

TBA	at Florida
-----	------------

2016

TBA	INDIANA
-----	---------

BIG EAST STANDINGS

School	BIG EAST						OVERALL						Streak	
	W-L	Pct.	PF	PA	H	A	W-L	Pct.	PF	PA	H	A		N
Cincinnati (rv/rv)	0-0	—	0	0	0-0	0-0	3-0	1.000	140	16	2-0	1-0	0-0	Won 6
Connecticut	0-0	—	0	0	0-0	0-0	3-0	1.000	105	31	2-0	1-0	0-0	Won 3
Rutgers (11/11)	0-0	—	0	0	0-0	0-0	3-0	1.000	138	27	3-0	0-0	0-0	Won 4
West Virginia (5/5)	0-0	—	0	0	0-0	0-0	3-0	1.000	141	61	1-0	2-0	0-0	Won 5
USF (24/23)	0-0	—	0	0	0-0	0-0	2-0	1.000	54	36	1-0	1-0	0-0	Won 4
Louisville (18/19)	0-0	—	0	0	0-0	0-0	2-1	.667	145	92	2-0	0-1	0-0	Lost 1
Pittsburgh	0-0	—	0	0	0-0	0-0	2-1	.667	74	30	2-0	0-1	0-0	Lost 1
Syracuse	0-0	—	0	0	0-0	0-0	0-3	.000	32	118	0-2	0-1	0-0	Lost 4

2007 OPPONENTS SCHEDULE/RESULTS

ELON

Date	Opponent	Result
Sept. 1	at USF	L, 28-13
Sept. 8	West Virginia Wesleyan	W, 59-16
Sept. 22	Liberty	
Sept. 29	Appalachian State*	
Oct. 6	at Western Carolina*	
Oct. 13	Georgia Southern*	
Oct. 20	at Wofford*	
Oct. 27	Chattanooga*	
Nov. 3	at Furman*	
Nov. 10	at The Citadel*	
Nov. 17	Stony Brook	

* Southern Conference game

AUBURN

Date	Opponent	Result
Sept. 1	Kansas State	W, 23-13
Sept. 8	USF	L, 26-23 (OT)
Sept. 15	Mississippi State*	L, 19-14
Sept. 22	New Mexico State	
Sept. 29	at Florida*	
Oct. 9	Vanderbilt*	
Oct. 13	at Arkansas*	
Oct. 20	at LSU*	
Oct. 27	Ole Miss*	
Nov. 3	Tennessee Tech	
Nov. 10	at Georgia*	
Nov. 24	Alabama*	

NORTH CAROLINA

Date	Opponent	Result
Sept. 1	James Madison	W, 37-14
Sept. 8	at East Carolina	L, 34-31
Sept. 15	Virginia*	L, 22-20
Sept. 22	at USF	
Sept. 29	at Virginia Tech*	
Oct. 6	Miami*	
Oct. 13	South Carolina	
Oct. 27	at Wake Forest*	
Nov. 3	Maryland*	
Nov. 10	at North Carolina State*	
Nov. 17	at Georgia Tech*	
Nov. 24	Duke*	

WEST VIRGINIA

Date	Opponent	Result
Sept. 1	Western Michigan	W, 62-24
Sept. 8	at Marshall	W, 28-23
Sept. 13	at Maryland	W, 31-14
Sept. 22	East Carolina	
Sept. 28	at USF*	
Oct. 6	at Syracuse*	
Oct. 20	Mississippi State	
Oct. 27	at Rutgers*	
Nov. 8	Louisville*	
Nov. 17	at Cincinnati*	
Nov. 24	Connecticut*	
Dec. 1	Pittsburgh	

FLORIDA ATLANTIC

Date	Opponent	Result
Sept. 1	Middle Tennessee State*	W, 27-14
Sept. 8	at Oklahoma State	L, 42-6
Sept. 15	Minnesota	W, 42-39
Sept. 22	at North Texas*	
Sept. 29	at Kentucky	
Oct. 6	USF	
Oct. 20	at Louisiana-Lafayette*	
Oct. 27	Louisiana-Monroe*	
Nov. 10	Arkansas State*	
Nov. 17	at Florida	
Nov. 24	at Florida International*	
Dec. 1	at Troy*	

UCF

Date	Opponent	Result
Sept. 1	at North Carolina State	W, 25-23
Sept. 15	Texas	L, 35-32
Sept. 22	Memphis*	
Sept. 29	Louisiana-Lafayette	
Oct. 6	at East Carolina*	
Oct. 13	at USF	
Oct. 20	Tulsa*	
Oct. 28	at Southern Miss*	
Nov. 3	Marshall*	
Nov. 10	at UAB*	
Nov. 17	at SMU*	
Nov. 24	UTEP*	

RUTGERS

Date	Opponent	Result
Aug. 30	Buffalo	W, 38-3
Sept. 7	Navy	W, 41-24
Sept. 15	Norfolk State	W, 59-0
Sept. 29	Maryland	
Oct. 6	Cincinnati*	
Oct. 13	at Syracuse*	
Oct. 18	USF*	
Oct. 27	West Virginia*	
Nov. 3	at Connecticut*	
Nov. 9	at Army*	
Nov. 17	Pittsburgh*	
Nov. 29	at Louisville*	

CONNECTICUT

Date	Opponent	Result
Sept. 1	at Duke	W, 45-14
Sept. 8	Maine	W, 38-0
Sept. 15	Temple	W, 22-17
Sept. 22	at Pittsburgh*	
Sept. 29	Akron	
Oct. 13	at Virginia	
Oct. 20	Louisville*	
Oct. 27	USF*	
Nov. 3	Rutgers*	
Nov. 10	at Cincinnati*	
Nov. 17	Syracuse*	
Nov. 24	at West Virginia*	

CINCINNATI

Date	Opponent	Result
Aug. 30	Southeast Missouri State	W, 59-3
Sept. 6	Oregon State	W, 34-3
Sept. 15	at Miami (Ohio)	W, 47-10
Sept. 22	Marshall	
Sept. 29	at San Diego State	
Oct. 6	at Rutgers*	
Oct. 13	Louisville*	
Oct. 20	at Pittsburgh*	
Nov. 3	at USF*	
Nov. 10	Connecticut*	
Nov. 17	West Virginia*	
Nov. 24	at Syracuse*	

SYRACUSE

Date	Opponent	Result
Aug. 31	Washington	L, 42-12
Sept. 8	at Iowa	L, 35-0
Sept. 15	Illinois	L, 41-20
Sept. 22	at Louisville*	
Sept. 29	at Miami (Ohio)	
Oct. 6	West Virginia*	
Oct. 13	Rutgers*	
Oct. 20	Buffalo	
Nov. 3	at Pittsburgh*	
Nov. 10	USF*	
Nov. 17	at Connecticut*	
Nov. 24	Cincinnati*	

LOUISVILLE

Date	Opponent	Result
Aug. 30	Murray State	W, 73-10
Sept. 6	Middle Tennessee State	W, 58-42
Sept. 15	at Kentucky	L, 40-34
Sept. 22	Syracuse*	
Sept. 29	at North Carolina State*	
Oct. 5	Utah	
Oct. 13	at Cincinnati*	
Oct. 19	at Connecticut*	
Oct. 27	Pittsburgh*	
Nov. 8	at West Virginia*	
Nov. 17	at USF*	
Nov. 29	Rutgers*	

PITTSBURGH

Date	Opponent	Result
Sept. 1	Eastern Michigan	W, 27-3
Sept. 8	Grambling	W, 34-10
Sept. 15	at Michigan State	L, 17-13
Sept. 22	Connecticut*	
Sept. 29	at Virginia	
Oct. 13	Navy	
Oct. 20	Cincinnati	
Oct. 27	at Louisville*	
Nov. 3	Syracuse*	
Nov. 17	at Rutgers*	
Nov. 24	USF*	
Dec. 1	at West Virginia*	

* Indicates Conference Game



USF 28, ELON 13
RAYMOND JAMES STADIUM • TAMPA, FLA.
SEPTEMBER 1, 2007 • 7 P.M. • ESPN GAMEPLAN • CATCH 47
USF 1-0, ELON 0-1

SCORING BY QUARTERS

	1	2	3	4	F
USF	0	7	14	7	28
Elon	0	3	3	7	13

Attendance: 33,639
 Time: 3:31

Second Quarter

USF - Ford 1-yard pass from Grothe (Alvarado kick).
 Time left 12:40. Drive: 10 plays, 73 yards, 3:43. (USF 7, Elon 0).
 Elon - Wilcox 37-yard field goal. Time left: 10:21. Drive: 7 plays, 56 yards, 2:19. (USF 7, Elon 3).

Third Quarter

USF - Ford 21-yard run (Alvarado kick). Time left: 10:35.
 Drive: 7 plays, 68 yards, 2:35. (USF 14, Elon 3).
 Elon - Wilcox 37-yard field goal. Time left: 4:37. Drive: 16 plays, 60 yards, 5:58. (USF 14, Elon 3).
 USF - Jackson 24-yard pass from Grothe (Alvarado kick). Time left: 3:04. Drive: 7 plays, 64 yards, 1:33. (USF 21, Elon 6).

Fourth Quarter

USF - Ford 1-yard run (Alvarado kick). Time left: 7:22.
 Drive: 4 plays, 59 yards, 1:00. (USF 28, Elon 6).
 Elon - Hudgins 26-yard pass from Riddle (Wilcox kick).
 Time left: 3:22. Drive: 10 plays, 72 yards, 4:00 (USF 28, Elon 13).

Team Statistics

	Elon	USF
First Downs	19	19
Rushes-Yards	30-74	33-175
Passing Yards	226	238
Comp-Att-Int	34-55-1	23-39-0
Total Yards	259	373
Punts-Avg.	7-40.9	7-35.4
Punt Returns	0-0	4-19
Kickoff Returns	4-69	3-11
Interception Returns	0-0	1-0
Penalties-Yards	7-60	9-89
Fumbles-Lost	1-1	2-2
Sacks By	2-11	6-28
Third Down Conversions	4-21	7-15
Fourth Down Conversions	1-2	0-1
Time of Possession	34:59	25:01

On the strength of three touchdowns from Mike Ford and a defensive effort led by George Selvie's four sacks, the University of South Florida football team defeated the Elon Phoenix, 28-13, Saturday night at Raymond James Stadium. The four sacks from Selvie ties the USF single-game record set by Shurron Pierson in 2002 against Southern Miss. On the offensive front, the Bulls first score of the 2007 season featured Matt Grothe rolling out to his left and connecting with a wide open Ford on a one-yard pass at the end of a 10-play, 73-yard drive with 12:40 left in the second quarter. Elon broke through at the 10:21 mark in the second quarter on a 37-yard field goal by kicker Andrew Wilcox. The drive was highlighted by a 41-yard pass from quarterback Scott Riddle to wideout Michael Mayers, which set up the score after the Phoenix moved the ball 56 yards in seven plays that only took 2:19. The Bulls ended another Phoenix drive with 4:12 left in the second quarter as Nate Allen registered his first-career interception on a pass from Riddle on the four-yard line. In the first half, USF gained seven first downs, while Elon managed three. The Phoenix gained only 12 net yards on five carries while the Bulls managed 37 yards on 13 carries. Grothe completed 14 passes on 25 attempts for 122 yards and a touchdown. His counterpart, Riddle, posted similar numbers with 16 completions on 22 attempts for 115 yards. Taurus Johnson led the Bulls in receiving in the first half with four catches for 45 yards.. At 10:35 in the third, Ford broke free for a 21-yard run and his second touchdown of the night. Delbert Alvarado tacked on his second extra point to make it a 14-3 USF advantage. USF took a 14-point lead with 3:04 left in the third as Grothe found Amarri Jackson at in the third for a 24-yard completion. Jackson eluded two tackles to find the end zone. Alvarado added the extra point to make the score 21-6. Elon stayed close until Ford eliminated any chance for a comeback when he broke a tackle to race 48 yards to set up his 1-yard touchdown run with just over seven minutes to go. The Sarasota native averaged nearly 14 yards per carry on six attempts in the game. Grothe completed a fine night and was 23-of-39 passing for 238 yards, with two TDs and no interceptions. Wilcox kicked a pair of 37-yard field goals for Elon and the Phoenix made it interesting in the closing minutes when Scott Riddle threw a 28-yard TD pass to Terrell Hudgins to finish a 10-play, 72-yard drive. Elon recovered the ensuing onside kick, but the Bulls' defense stepped up and prevented it from advancing the ball to the close the game out.

ELON

Rushing	Att	Yds	TD	Lg		
T.J. Clegg	13	32	0	8		
Brandon Newsome	3	11	0	5		
Michael Mayers	2	4	0	10		
Scott Riddle	12	-14	0	5		
Passing	Att	Cmp	Yds	TD	Int	Lg
Scott Riddle	24	33	210	1	1	41
Lance Camp	1	1	16	0	0	16
Receiving	No	Yds	TD	Lg		
Terrell Hudgins	14	92	1	26		
Michael Mayers	8	82	0	41		
Brandon Newsome	4	17	0	16		
T.J. Clegg	3	19	0	13		
Matt Leddy	2	14	0	9		
J. Blackwell	2	5	0	6		
Sean Jeffcoat	1	5	0	5		
Scott Riddle	0	-8	0	0		
Punting	No	Yds	Avg	Lg		
Brandon Lane	7	286	40.9	51		
Punt Returns	No	Yds	Lg			
None						
Kickoff Returns	No	Yds	Lg			
Michael Mayers	2	28	0			
T.J. Clegg	2	41	23			

Defensive Leaders

Unassisted Tackles: 7 - Corey Weaver, Assisted Tackles: 2 - Corey Weaver, Total Tackles: 8 - Corey Weaver, Sacks: 1 - Joey Hall, 1 - Team, Interceptions: None

USF

Rushing	Att	Yds	TD	Lg		
Mike Ford	6	83	2	48		
Benjamin Williams	10	35	0	19		
Matt Grothe	8	22	0	9		
Taurus Johnson	1	5	0	5		
Jamar Taylor	3	4	0	4		
Aston Samuels	2	3	0	5		
Carlton Mitchell	1	3	0	3		
Passing	Att	Cmp	Yds	TD	Int	Lg
Matt Grothe	39	23	238	2	0	27
Receiving	No	Yds	TD	Lg		
Taurus Johnson	6	59	0	23		
Amarri Jackson	4	63	1	24		
Carlton Mitchell	4	32	0	16		
Courtney Denson	2	35	0	27		
Benjamin Williams	2	20	0	16		
Jamar Taylor	1	10	0	10		
Jessie Hester	1	9	0	9		
Marcus Edwards	1	5	0	5		
Aston Samuels	1	4	0	4		
Punting	No	Yds	Avg	Lg		
Justin Teachey	7	248	35.4	41		
Punt Returns	No	Yds	Lg			
Amarri Jackson	4	19	14			
Kickoff Returns	No	Yds	Lg			
Benjamin Williams	1	11	11			

Defensive Leaders

Unassisted Tackles: 8 - Tyrone McKenzie, Assisted Tackles: 8 - Ben Moffitt, Total Tackles: 12 - Tyrone McKenzie, Sacks: 4 - George Selvie, Interceptions: 1 - Nate Allen



SCORING BY QUARTERS

	1	2	3	4	OT	F
USF	14	0	0	6	6	26
Auburn	3	14	0	3	3	23

Attendance: 82,617 Time: 3:41

First Quarter

USF - Grothe one-yard run (Alvarado kick). Time left: 9:02. Drive: 5 plays, 45 yards, 1:48. (USF 7, Auburn 0).

Auburn - Bynum 49-yard field goal. Time left: 4:19. Drive: 9-48-2:56. (USF 7, Auburn 3).

USF - Ford 2-yard run (Alvarado kick). Time left: 1:56. Drive: 7-69-2:23. (USF 14, Auburn 3).

Second Quarter

Auburn - Fannin four-yard run (Bynum kick). Time left: 14:15. Drive: 7 plays, 65 yards, 2:41. (USF 14, Auburn 10).

Auburn - McKenzie three-yard pass from Cox (Bynum kick). Time left: 00:29. Drive: 8 plays, 37 yards, 3:29. (Auburn 17, USF 14).

Fourth Quarter

USF - Alvarado 38-yard field goal. Time left: 7:46. Drive: 11 plays, 44 yards, 3:35. (USF 17, Auburn 17).

Auburn - Bynum 46-yard field goal. Time left: 2:59. Drive: 9 plays, 51 yards, 3:19. (Auburn 20, USF 17).

USF - Alvarado 19-yard field goal. Time left: 00:55. Drive: 6 plays, 30 yards, 1:59. (USF 17, Auburn 17).

Overtime

Auburn - Bynum 39-yard field goal. 4 plays, 2 yards, 0:00 (Auburn 23, USF 20).

USF - Hester, Jr. 14-yard pass from Grothe. 6 plays, 25 yards, 0:00 (USF 26, Auburn 23).

Team Statistics	Auburn	USF
First Downs	16	18
Rushes-Yards	35-125	52-135
Passing Yards	165	184
Comp-Att-Int	16-35-2	18-27-0
Total Yards	290	319
Punts-Avg.	5-44.0	6-42.8
Punt Returns	3-43	4-45
Kickoff Returns	5-130	5-133
Interception Returns	0-0	2-45
Penalties-Yards	7-55	7-60
Fumbles-Lost	3-3	0-0
Sacks By	3-36	2-6
Third Down Conversions	2-13	4-17
Fourth Down Conversions	1-2	1-1
Time of Possession	27:16	32:44

USF 26, AUBURN 23 (OVERTIME)

JORDAN HARE STADIUM • AUBURN, ALA.

SEPTEMBER 8, 2007 • 8 P.M. CENTRAL • ESPN2 • ESPN2 HD

USF 2-0, AUBURN 1-1

These South Florida upsets should no longer be a surprise. Jesse Hester Jr. caught a 14-yard touchdown pass from Matt Grothe to lift the Bulls to a 26-23 overtime win over No. 17 Auburn Saturday night and give USF a victory over a ranked team each of the last three seasons. "I had to make a play," Hester said. "All day, all week, [the coaches] talked about making big plays. That's all they were talking about, man." That big play helped South Florida (2-0) survive a game dominated by turnovers and missed kicks. However the win came didn't matter to the tiny contingent of Bulls fans celebrating in a corner of an otherwise quickly emptied stadium. They should be getting used to this since their team had beaten highly ranked West Virginia and Louisville in the past two seasons. The Bulls got their first victory over Southeastern Conference team and are now 6-0 in OT. Auburn freshman Wes Byrum made a 39-yard field goal to start overtime and then Grothe took over. He ran three times, including a sneak on fourth-and-1. Then, on the next play he hit Hester behind the defense for the game-winner on a corner route that hadn't come open on several previous attempts. "We were hoping for it all night long," Grothe said. "We tried to run that play all night. It was a [heck] of a call by coach and a big-time play." The Tigers (2-0) committed five turnovers, but the Bulls couldn't turn any of them into points. "We beat ourselves," said Cox, who was intercepted twice. "You can't win games like that. I apologize to our defense. When we weren't turning the ball over, we put together some good drives." Grothe made sure the Bulls didn't have to put the game on struggling kicker Delbert Alvarado in overtime. He had missed four attempts in the second half. Auburn gained only 2 yards on its overtime possession, with a run by Ben Tate and back-to-back incompletions by Brandon Cox. In the end, it was another stalled drive. Already playing without linebacker Tray Blackmon and safety Aairon Savage, Auburn also lost cornerback Jonathan Wilhite (hamstring) and linebacker Merrill Johnson (shoulder) during the game to injuries. "We were so beat up we played our second-team linebackers and secondary in the second half," coach Tommy Tuberville said. "There are no excuses. Our defense fought hard. We can win the way we are playing defensively." The teams had swapped late field goals to force the extra play. Byrum kicked a 46-yarder with 2:54 left for a 20-17 lead after Cox completed 4-of-5 passes for 50 yards on the drive. But the Bulls quickly smothered the Tigers' excitement. Jerome Murphy raced 59 yards down the left sideline on the kick return to Auburn's 32. The Bulls moved to Auburn's 2 on a run and two completions by Grothe, but had to settle for Alvarado's 19-yard field goal with 55 seconds left. The Tigers let the clock run down after failing to move the ball on its next two plays. Grothe completed 18-of-27 passes for 184 yards and also rushed for 31 yards and a touchdown. Cox struggled badly most of the game, going 16-for-35 for 165 yards. Both teams made plenty of mistakes to take the game to overtime. Mike Jenkins picked off a pass by Cox and returned it to the Auburn 3 with 7:28 left to play after the Bulls tied the game on a 38-yard field goal by Alvarado. But the Tigers pushed them back a yard on three plays and Alvarado missed a 21-yarder, his fourth miss of the second half -- including three potential game-tying kicks in the final 7 minutes of the third quarter. Alvarado's first two attempts went wide left and his third was blocked by Sen'Derrick Marks. "There's no question that's a big win for us," South Florida coach Jim Leavitt said. "There was so much adversity in the game. What I was most proud of was the way they kept battling and fighting." The Bulls had stunned the Auburn fans by jumping ahead 14-3 on a 2-yard touchdown run by Mike Ford -- a former Alabama signee -- late in the first quarter. Auburn redshirt freshman tailback Mario Fannin, who provided a spark early in his first career action on offense, fumbled on consecutive carries late inside Auburn's 25 to set up two of the attempts.

AUBURN

Rushing	Att	Yds	TD	Lg
Mario Fannin	14	62	1	15
Ben Tate	14	61	0	36
Robert Dunn	1	6	0	6
Brandon Cox	5	3	0	9
Carl Stewart	1	-7	0	0

Passing	Att	Cmp	Yds	TD	Int	Lg
Brandon Cox	35	16	165	1	2	30

Receiving	No	Yds	TD	Lg
Carl Stewart	3	45	0	30
Prechae Rodriguez	3	35	0	16
Rodgeriquis Smith	3	34	0	19
Gabe McKenzie	3	27	1	19
Robert Dunn	2	15	0	8
Montez Billings	1	5	0	5
Chris Slaughter	1	4	0	4

Punting	No	Yds	Avg	Lg
Robert Tatum	3	115	38.3	40
Ryan Shoemaker	2	105	52.5	53

Punt Returns	No	Yds	Lg
Robert Dunn	3	43	24

Kickoff Returns	No	Yds	Lg
Tommy Trott	1	10	10
Patrick Lee	1	25	25
Mario Fannin	2	71	37
Ben Tate	1	24	24

Defensive Leaders

Unassisted Tackles: 6 - Eric Brock, **Assisted Tackles:** 9 - Chris Evans, Total Tackles: 14 - Chris Evans, Sacks: 1 - Pat Sims, Antonio Coleman, Antoine Carter, **Interceptions:** Number - None **Sacks:** 1 - Joey Hall, 1 - Team, Interceptions: None

USF

Rushing	Att	Yds	TD	Lg
Mike Ford	21	74	1	20
Matt Grothe	18	31	1	27
Benjamin Williams	5	18	0	19
Jamar Taylor	5	8	0	3
Taurus Johnson	1	4	0	4
Aston Samuels	2	0	0	1

Passing	Att	Cmp	Yds	TD	Int	Lg
Matt Grothe	27	18	184	1	0	23

Receiving	No	Yds	TD	Lg
Jessie Hester, Jr.	6	64	1	18
Taurus Johnson	4	57	0	23
Amarri Jackson	2	32	0	20
Ben Busbee	2	8	0	6
Mike Ford	1	11	0	11
Carlton Mitchell	1	4	0	4
Jamar Taylor	1	4	0	4
Marcus Edwards	1	4	0	4

Punting	No	Yds	Avg	Lg
Delbert Alvarado	6	257	42.8	54

Punt Returns	No	Yds	Lg
Marcus Edwards	4	45	29

Kickoff Returns	No	Yds	Lg
Taurus Johnson	2	22	12
Jerome Murphy	3	111	59

Defensive Leaders

Unassisted Tackles: 6 - Bruce Mompremier, Nate Allen, Trae Williams **Assisted Tackles:** 6 - Bruce Mompremier, **Total Tackles:** 12 - Bruce Mompremier, **Sacks:** 1.5 - George Selvie, **Interceptions:** Number - 1 - Nate Allen, Mike Jenkins

NUMERICAL ROSTER

1	Jason Sherman
1	Jerrell Young
2	Dylan Douglas
2	Carlton Mitchell
3	Jerome Murphy
3	Moise Plancher
3	Alton Voss
4	Mike Jenkins
5	Nate Allen
5	A.J. Love
6	Edner Alcín
6	Tyller Roberts
7	Courtney Denson
7	Louis Gachette
8	Matt Grothe
9	Cedric Hill
11	Marcus Edwards
12	Micah Morgan
12	Anthony Severino
13	Tyson Butler
14	David Cozzo
15	Grant Gregory
16	Quenton Washington
17	Matt Piloto
17	Danny Verpaele
18	Amarri Jackson
19	Antwon Hanks
20	Aston Samuels
21	Trae Williams
22	Ryan Gilliam
23	Jamaal Jenkins
23	Rhett Hamrick
24	Shawn Cannon
25	Delbert Alvarado
26	Mike Ford
27	Tyrone McKenzie
27	Justin Teachey
28	Rafael Bennett
29	Colby Erskin
30	Benjamin Williams
31	William Criswell
32	Carlton Williams
33	Jamar Taylor
34	Morgan Riley
35	Cameron Perkins
36	Iliia Petrov
37	Marquise Pease
38	Mike Padilla
39	Richard Kelly
41	Jason Fox
41	Patrick Hampton
42	Marvin Peoples
43	Sabbath Joseph
44	Josh Soto
46	Kyle Dampier
47	Brandon Peguese
48	Joshua Smiley
49	Chris Robinson
50	Bradley Chancey
51	Keith McCaskill

ALPHABETICAL ROSTER

6	Edner Alcín	WR	6-2	174	Fr.	Tampa, Fla.	Chamberlain
5	Nate Allen	DB	6-2	200	So.	Cape Coral, Fla.	Cape Coral
25	Delbert Alvarado	PK	6-0	196	So.	Tampa, Fla.	Robinson
93	Matt Aycox	DE	6-1	240	Fr.	Gainesville, Fla.	Gainesville
28	Rafael Bennett	FB	6-0	205	Jr.	Pensacola, Fla.	Woodham
81	Dontavia Bogan	WR	6-1	180	Fr.	Thomasville, Ga.	Central County
90	Jarriett Buie	DE	6-4	249	Sr.	Tampa, Fla.	Armwood
82	Ben Busbee	TE	6-3	242	So.	Mobile, Ala.	McGill-Toolen
13	Tyson Butler	RB	5-11	170	Fr.	Ft. Myers, Fla.	Cypress Lake
24	Shawn Cannon	RB	5-11	213	Jr.	Pensacola, Fla.	Tate
69	Nick Capogna	OC	6-3	265	Sr.	Clearwater, Fla.	Clearwater Catholic
70	Jared Carnes	OT	6-7	306	Sr.	St. Petersburg, Fla.	St. Petersburg Catholic
50	Bradley Chancey	LB	6-0	220	Fr.	St. Petersburg, Fla.	Boca Ciega
76	Richard Clebert	NT	6-1	312	Sr.	Miami, Fla.	Edison
14	David Cozzo	WR	5-10	160	Fr.	Miami, Fla.	Palmetto
94	Allen Cray	DT	6-0	266	Sr.	Lake City, Fla.	Columbia
31	William Criswell	P	5-10	174	Jr.	St. Petersburg, Fla.	St. Petersburg
46	Kyle Dampier	NT	6-4	254	Fr.	Merritt Island, Fla.	Merritt Island
52	Lucas Darr	LB	5-9	202	Fr.	Clearwater, Fla.	Countryside (NC State)
7	Courtney Denson	WR	5-11	193	Sr.	Miami, Fla.	Central (Auburn)
78	Marc Dile	OT	6-4	309	Jr.	Miami, Fla.	Edison
2	Dylan Douglas	DB	5-10	182	Fr.	Jacksonville, Fla.	Jackson
58	Darryl Dudding	LS	6-2	261	Jr.	St. Petersburg, Fla.	Indian Rocks Christian
74	Thomas Edenfield	OT	6-6	297	Jr.	Jacksonville, Fla.	Bartram Trail
11	Marcus Edwards	WR	5-11	164	Jr.	Mayo, Fla.	Lafayette
29	Colby Erskin	WR	5-9	185	So.	Seminole, Fla.	Seminole
99	David Fonua	DE	6-2	255	Fr.	Bradenton, Fla.	Southeast
26	Mike Ford	RB	6-2	225	Fr.	Sarasota, Fla.	Sarasota
41	Jason Fox	FB	6-0	259	So.	Valrico, Fla.	Durant
7	Louis Gachette	DB	6-3	215	Jr.	Immokalee, Fla.	Immokalee
63	Corian Garrison	DT	6-4	295	Fr.	Starke, FL	Bradford HS
62	Sampson Genus	OC	6-1	308	Fr.	Lake City, Fla.	Columbia
96	Woody George	DE	6-3	237	Sr.	Belle Glade, Fla.	Glades Central
22	Ryan Gilliam	DB	5-10	175	Sr.	Tallahassee, Fla.	Lincoln (Oregon)
15	Grant Gregory	QB	6-1	205	Jr.	Athens, Ohio	Athens (Indiana)
77	Jake Griffin	OG	6-4	307	Jr.	Seffner, Fla.	Armwood
8	Matt Grothe	QB	6-0	213	So.	Lakeland, Fla.	Lake Gibson
41	Patrick Hampton	DE	6-3	214	Fr.	Lithonia, Ga.	Martin Luther King
23	Rhett Hamrick	WR	6-5	190	Fr.	Altamonte Springs, Fla.	Lake Brantley
19	Antwon Hanks	WR	6-3	200	So.	Lake Weir, Fla.	Lake Weir
98	Aaron Harris	DT	6-4	264	So.	Williston, Fla.	Williston
61	Zach Hermann	OG	6-3	313	Fr.	Oldsmar, Fla.	East Lake
72	Joe Herzhauser	OT	6-4	263	Fr.	St. Petersburg, Fla.	Lakewood
40	Houston Hess	LB	6-3	206	So.	Oswego, Ill.	Oswego
87	Jessie Hester, Jr.	WR	6-0	174	So.	Belle Glade, Fla.	Glades Central
9	Cedric Hill	TE	6-3	230	Jr.	Valdosta, Ga.	Valdosta
79	Chaz Hine	OG	6-4	289	Fr.	Lithia, Fla.	Newsome
71	Matt Huners	OG	6-3	305	Jr.	Palm Harbor, Fla.	Palm Harbor University
18	Amarri Jackson	WR	6-5	202	Sr.	Sarasota, Fla.	Sarasota Riverview
23	Jamaal Jenkins	DB	5-11	194	Jr.	Belle Glade, Fla.	Glades Central
4	Mike Jenkins	DB	6-0	197	Sr.	Bradenton, Fla.	Southeast
89	Taurus Johnson	WR	6-1	204	Jr.	Cape Coral, Fla.	Cape Coral
43	Sabbath Joseph	LB	6-0	221	Fr.	Miami, Fla.	Central
39	Richard Kelly	FB	6-0	249	Fr.	Bushnell, Fla.	South Sumter
85	Andrew Ketchel	TE	6-4	237	Fr.	Shalimar, Fla.	Choctowhatchee
5	A.J. Love	WR	6-3	196	Fr.	Bradenton, Fla.	Southeast
54	Kenneth Luberice	DT	6-0	231	Jr.	Spanish River, Fla.	Spanish River
51	Keith McCaskill	LB	5-11	231	Fr.	Tallahassee, Fla.	Godby
66	Kevin McCaskill	OC	6-2	300	Fr.	Tallahassee, Fla.	Godby
97	Terrell McClain	DL	6-3	306	Fr.	Pensacola, Fla.	Pensacola
86	Shane McElwain	TE	6-4	251	So.	Palm Beach, Fla.	Central

ALPHABETICAL ROSTER

56	Mike McGowan	OG	6-5	260	Fr.	Boca Raton, Fla.	West Boca Raton
27	Tyrone McKenzie	LB	6-2	235	Jr.	Riverview, Fla.	Riverview (Iowa State)
57	Alonzo McQueen	DT	6-1	255	Fr.	Jacksonville, Fla.	Lee
56	Sam Miller	LB	5-11	210	Sr.	Bushnell, Fla.	South Sumter
2	Carlton Mitchell	WR	6-4	197	Fr.	Lutz, Fla.	Gaither
59	Ben Moffitt	LB	6-2	245	Sr.	Bushnell, Fla.	South Sumter
53	Brouce Mompremier	LB	6-1	227	Jr.	Miami, Fla.	Edison
12	Micah Morgan	DB	5-10	168	Jr.	Tallahassee, Fla.	Leon (Missouri State)
3	Jerome Murphy	DB	6-1	176	So.	Elizabeth, N.J.	Elizabeth
88	Quincy Okolie	TE	6-5	230	Fr.	West Palm Beach, Fla.	Palm Beach Central
38	Mike Padilla	FB	6-0	222	Jr.	Cape Coral, Fla.	Cape Coral
37	Marquise Pease	RB	5-11	190	Jr.	Tampa, Fla.	Sickles
47	Brandon Peguese	DT	6-1	241	Fr.	Greensboro, N.C.	Grimsley
42	Marvin Peoples	LB	6-2	242	So.	Apopka, Fla.	Apopka (Maryland)
35	Cameron Perkins	DB	5-10	180	Jr.	Pensacola, Fla.	Woodham
36	Ilia Petrov	P	5-11	192	So.	Tampa, Fla.	Tampa Bay Tech
17	Matt Piloto	QB	6-5	220	Fr.	Lemon Bay, Fla.	Englewood
3	Moise Plancher	RB	5-9	200	So.	Naples, Fla.	Barron Collier
92	Darren Powe	DE	6-3	244	Fr.	Mayo, Fla.	Lafayette
80	Patrick Richardson	WR	6-0	163	Fr.	Pensacola, Fla.	Woodham
91	Julian Riley	NT	6-3	288	Sr.	St. Petersburg, Fla.	Lakewood (Florida)
6	Tyler Roberts	DB	6-1	185	Jr.	Orlando, Fla.	Edgewater
34	Morgan Riley	K	6-1	190	Jr.	Seminole, Fla.	Seminole HS (Murray St.)
49	Chris Robinson	LB	6-3	233	So.	Bunnell, Fla.	Flagler Palm Coast
58	Caleb Russell	LB	6-1	215	Fr.	Bradenton, Fla.	Southeast
20	Aston Samuels	RB	5-10	176	Fr.	Belle Glade, Fla.	Glades Central
65	Ryan Schmidt	OG	6-4	327	Jr.	Boca Raton, Fla.	Boca Raton (Kansas State)
95	George Selvie	DE	6-4	242	So.	Pensacola, Fla.	Pine Forest
67	Eric Setser	LS	6-1	240	So.	Richwood, Ohio	North Union
12	Anthony Severino	QB	6-2	175	Sr.	Tampa, Fla.	Jesuit
1	Jason Sherman	WR	6-4	197	Fr.	Jacksonville, Fla.	First Coast
64	Jacob Sims	OT	6-4	265	Fr.	Winter Park, Fla.	Winter Park
48	Joshua Smiley	DE	6-3	230	Fr.	Milton, Fla.	Milton
44	Josh Soto	LB	6-0	233	Fr.	Coral Gables, Fla.	Coral Gables
55	Donte Spires	LB	6-3	222	So.	Tampa, Fla.	Plant
33	Jamar Taylor	RB	5-9	205	Fr.	Lakeland, Fla.	Lakeland
27	Justin Teachey	PK	5-11	176	Jr.	Palmetto, Fla.	Palmetto
73	Danny Tolley	OT	6-6	302	So.	Wesley Chapel, Fla.	Wesley Chapel
3	Alton Voss	QB	6-2	225	Fr.	Holiday, Fla.	Gulf
75	Walt Walker	OT	6-5	333	Sr.	Ft. Lauderdale, Fla.	South Plantation
68	Mike Walsh	LS	5-10	210	Fr.	Tampa, Fla.	Plant
55	Jeremiah Warren	OG	6-4	326	Fr.	Panama City, Fla.	Bay
16	Quenton Washington	DB	5-10	172	Fr.	Ft. Myers, Fla.	North Ft. Myers
30	Benjamin Williams	RB	5-7	200	Jr.	Lake Wales, Fla.	Lake Wales
32	Carlton Williams	DB	6-4	214	Jr.	Valdosta, Ga.	Valdosta
21	Trae Williams	DB	5-10	193	Sr.	Plant City, Fla.	Durant
1	Jerrell Young	DB	6-2	210	Fr.	St. Petersburg, Fla.	Gibbs

NUMERICAL ROSTER

52	Lucas Darr
53	Brouce Mompremier
54	Kenneth Luberic
55	Donte Spires
55	Jeremiah Warren
56	Mike McGowan
56	Sam Miller
57	Alonzo McQueen
58	Darryl Dudding
58	Caleb Russell
59	Ben Moffitt
61	Zach Hermann
62	Sampson Genus
63	Corrian Garrison
64	Jacob Sims
65	Ryan Schmidt
66	Kevin McCaskill
67	Eric Setser
68	Mike Walsh
69	Nick Capogna
70	Jared Carnes
71	Matt Huners
72	Joe Herzhauser
73	Danny Tolley
74	Thomas Edenfield
75	Walt Walker
75	Corian Garrison
76	Richard Clebert
77	Jake Griffin
78	Marc Dile
79	Chaz Hine
80	Patrick Richardson
81	Dontavia Bogan
82	Ben Busbee
40	Houston Hess
85	Andrew Ketchel
86	Shane McElwain
87	Jessie Hester, Jr.
88	Quincy Okolie
89	Taurus Johnson
90	Jarriett Buie
91	Julian Riley
92	Darren Powe
93	Matt Aycox
94	Allen Cray
95	George Selvie
96	Woody George
97	Terrell McClain
98	Aaron Harris
99	David Fonua

2007 USF Football

USF Combined Team Statistics (as of Sep 09, 2007)

All games

RECORD:	OVERALL	HOME	AWAY	NEUTRAL
ALL GAMES.....	(2-0-0)	(1-0-0)	(1-0-0)	(0-0-0)
CONFERENCE.....	(0-0-0)	(0-0-0)	(0-0-0)	(0-0-0)
NON-CONFERENCE.....	(2-0-0)	(1-0-0)	(1-0-0)	(0-0-0)

DATE	OPPONENT	W/L	SCORE	ATTEND
Sep 01, 2007	ELON	W	28-13	33639
Sept 8, 2007	at Auburn	W OT	26-23	82617

* denotes conference game

RUSHING	GP	Att	Gain	Loss	Net	Avg	TD	Long	Avg/G
FORD, Mike	2	27	162	5	157	5.8	3	48	78.5
GROTHER, Matt	2	26	100	47	53	2.0	1	27	26.5
WILLIAMS, Benja	2	15	65	12	53	3.5	0	19	26.5
TAYLOR, Jamar	2	8	13	1	12	1.5	0	4	6.0
JOHNSON, Taurus	2	2	9	0	9	4.5	0	5	4.5
MITCHELL, Carlt	2	1	3	0	3	3.0	0	3	1.5
SAMUELS, Aston	2	4	6	3	3	0.8	0	5	1.5
TEAM	2	1	0	8	-8	-8.0	0	0	-4.0
TEACHEY, Justin	2	1	0	12	-12	-12.0	0	0	-6.0
Total.....	2	85	358	88	270	3.2	4	48	135.0
Opponents.....	2	65	233	75	158	2.4	1	36	79.0

PASSING	GP	Effic	Cmp-Att-Int	Pct	Yds	TD	Lng	Avg/G
GROTHER, Matt	2	130.83	41-66-0	62.1	422	3	27	211.0
Total.....	2	130.83	41-66-0	62.1	422	3	27	211.0
Opponents.....	2	92.72	50-90-3	55.6	391	2	41	195.5

RECEIVING	GP	No.	Yds	Avg	TD	Long	Avg/G
JOHNSON, Taurus	2	10	116	11.6	0	23	58.0
HESTER, Jessie	2	7	73	10.4	1	18	36.5
JACKSON, Amari	2	6	95	15.8	1	24	47.5
MITCHELL, Carlt	2	5	36	7.2	0	16	18.0
DENSON, Courtne	2	2	35	17.5	0	27	17.5
WILLIAMS, Benja	2	2	20	10.0	0	16	10.0
TAYLOR, Jamar	2	2	14	7.0	0	10	7.0
FORD, Mike	2	2	12	6.0	1	11	6.0
EDWARDS, Marcus	2	2	9	4.5	0	5	4.5
BUSBEE, Ben	2	2	8	4.0	0	6	4.0
SAMUELS, Aston	2	1	4	4.0	0	4	2.0
Total.....	2	41	422	10.3	3	27	211.0
Opponents.....	2	50	391	7.8	2	41	195.5

FIELD GOALS	FGM-FGA	Pct	01-19	20-29	30-39	40-49	50-99	Lg	Blk
ALVARADO, Delbe	2-6	33.3	1-1	0-1	1-3	0-1	0-0	38	1

SCORING	TD	FGs	Kick	Rush	Rcv	Pass	DXP	Saf	Points
FORD, Mike	4	0-0	0-0	0-0	0	0-0	0	0	24
ALVARADO, Delbe	0	2-6	6-6	0-0	0	0-0	0	0	12
HESTER, Jessie	1	0-0	0-0	0-0	0	0-0	0	0	6
GROTHER, Matt	1	0-0	0-0	0-0	0	0-0	0	0	6
JACKSON, Amari	1	0-0	0-0	0-0	0	0-0	0	0	6
Total.....	7	2-6	6-6	0-0	0	0-0	0	0	54
Opponents.....	3	5-7	3-3	0-0	0	0-0	0	0	36

SCORE BY QUARTERS	1st	2nd	3rd	4th	OT	Total
USF.....	14	7	14	13	6	54
Opponents.....	3	17	3	10	3	36

TOTAL OFFENSE	G	Plays	Rush	Pass	Total	Avg/G
GROTHER, Matt	2	92	53	422	475	237.5
FORD, Mike	2	27	157	0	157	78.5
WILLIAMS, Benja	2	15	53	0	53	26.5
TAYLOR, Jamar	2	8	12	0	12	6.0
JOHNSON, Taurus	2	2	9	0	9	4.5
Total.....	2	151	270	422	692	346.0
Opponents.....	2	155	158	391	549	274.5

TEAM STATISTICS	USF	OPP
FIRST DOWNS.....	37	35
Rushing.....	12	9
Passing.....	21	20
Penalty.....	4	6
RUSHING YARDAGE.....	270	158
Yards gained rushing...	358	233
Yards lost rushing....	88	75
Rushing Attempts.....	85	65
Average Per Rush.....	3.2	2.4
Average Per Game.....	135.0	79.0
TDs Rushing.....	4	1
PASSING YARDAGE.....	422	391
Att-Comp-Int.....	66-41-0	90-50-3
Average Per Pass.....	6.4	4.3
Average Per Catch.....	10.3	7.8
Average Per Game.....	211.0	195.5
TDs Passing.....	3	2
TOTAL OFFENSE.....	692	549
Total Plays.....	151	155
Average Per Play.....	4.6	3.5
Average Per Game.....	346.0	274.5
KICK RETURNS: #-YARDS....	8-144	9-199
PUNT RETURNS: #-YARDS....	8-64	3-43
INT RETURNS: #-YARDS....	3-45	0-0
FUMBLES-LOST.....	2-2	4-4
PENALTIES-YARDS.....	16-149	14-115
PUNTS-AVG.....	13-38.8	12-42.2
TIME OF POSSESSION/GAME..	28:53	31:08
3RD-DOWN CONVERSIONS....	11/32	6/34
4TH-DOWN CONVERSIONS....	1/2	2/4

INTERCEPTIONS	No.	Yds	Avg	TD	Long
ALLEN, Nate	2	7	3.5	0	7
JENKINS, Mike	1	38	38.0	0	38
Total.....	3	45	15.0	0	38
Opponents.....	0	0	0.0	0	0

PUNTING	No.	Yds	Avg	Long	TB	FC	I20	Blkd
TEACHEY, Justin	7	248	35.4	41	1	4	0	0
ALVARADO, Delbe	6	257	42.8	54	1	1	2	0
Total.....	13	505	38.8	54	2	5	2	0
Opponents.....	12	506	42.2	53	0	1	2	0

PUNT RETURNS	No.	Yds	Avg	TD	Long
JACKSON, Amari	4	19	4.8	0	14
EDWARDS, Marcus	4	45	11.2	0	29
Total.....	8	64	8.0	0	29
Opponents.....	3	43	14.3	0	24

KICK RETURNS	No.	Yds	Avg	TD	Long
MURPHY, Jerome	3	111	37.0	0	59
JOHNSON, Taurus	2	22	11.0	0	12
WILLIAMS, Benja	1	11	11.0	0	11
TEAM	1	0	0.0	0	0
WILLIAMS, Trae	1	0	0.0	0	0
Total.....	8	144	18.0	0	59
Opponents.....	9	199	22.1	0	37

ALL PURPOSE	G	Rush	Rec	PR	KOR	IR	Tot	Avg/G
FORD, Mike	2	157	12	0	0	0	169	84.5
JOHNSON, Taurus	2	9	116	0	22	0	147	73.5
JACKSON, Amari	2	0	95	19	0	0	114	57.0
MURPHY, Jerome	2	0	0	0	111	0	111	55.5
WILLIAMS, Benja	2	53	20	0	11	0	84	42.0
Total.....	2	270	422	64	144	45	945	472.5
Opponents.....	2	158	391	43	199	0	791	395.5

DEFENSIVE LEADERS	GP	Solo	Ast	Total	TFL/Yds	No-Yds	Int-Yds	BrUp	QBH	Rcv-Yds	FF	Kick	Saf
-------------------	----	------	-----	-------	---------	--------	---------	------	-----	---------	----	------	-----

2007 USF Football

USF Overall Team Statistics (as of Sep 09, 2007)

All games

TEAM STATISTICS	USF	OPP
SCORING.....	54	36
Points Per Game.....	27.0	18.0
FIRST DOWNS.....	37	35
Rushing.....	12	9
Passing.....	21	20
Penalty.....	4	6
RUSHING YARDAGE.....	270	158
Yards gained rushing.....	358	233
Yards lost rushing.....	88	75
Rushing Attempts.....	85	65
Average Per Rush.....	3.2	2.4
Average Per Game.....	135.0	79.0
TDs Rushing.....	4	1
PASSING YARDAGE.....	422	391
Att-Comp-Int.....	66-41-0	90-50-3
Average Per Pass.....	6.4	4.3
Average Per Catch.....	10.3	7.8
Average Per Game.....	211.0	195.5
TDs Passing.....	3	2
TOTAL OFFENSE.....	692	549
Total Plays.....	151	155
Average Per Play.....	4.6	3.5
Average Per Game.....	346.0	274.5
KICK RETURNS: #-YARDS.....	8-144	9-199
PUNT RETURNS: #-YARDS.....	8-64	3-43
INT RETURNS: #-YARDS.....	3-45	0-0
KICK RETURN AVERAGE.....	18.0	22.1
PUNT RETURN AVERAGE.....	8.0	14.3
INT RETURN AVERAGE.....	15.0	0.0
FUMBLES-LOST.....	2-2	4-4
PENALTIES-YARDS.....	16-149	14-115
Average Per Game.....	74.5	57.5
PUNTS-YARDS.....	13-505	12-506
Average Per Punt.....	38.8	42.2
Net punt average.....	32.5	36.8
TIME OF POSSESSION/GAME.....	28:53	31:08
3RD-DOWN CONVERSIONS.....	11/32	6/34
3rd-Down Pct.....	34%	18%
4TH-DOWN CONVERSIONS.....	1/2	2/4
4th-Down Pct.....	50%	50%
SACKS BY-YARDS.....	8-34	5-47
MISC YARDS.....	4	0
TOUCHDOWNS SCORED.....	7	3
FIELD GOALS-ATTEMPTS.....	2-6	5-7
ON-SIDE KICKS.....	0-0	1-1
RED-ZONE SCORES.....	6-10 60%	4-7 57%
RED-ZONE TOUCHDOWNS.....	5-10 50%	2-7 29%
PAT-ATTEMPTS.....	6-6 100%	3-3 100%
ATTENDANCE.....	33639	82617
Games/Avg Per Game.....	1/33639	1/82617
Neutral Site Games.....		0/0

SCORE BY QUARTERS	1st	2nd	3rd	4th	OT	Total
USF.....	14	7	14	13	6	54
Opponents.....	3	17	3	10	3	36

2007 USF Football
 USF Overall Individual Statistics (as of Sep 09, 2007)
 All games

RUSHING	GP	Att	Gain	Loss	Net	Avg	TD	Long	Avg/G
FORD, Mike	2	27	162	5	157	5.8	3	48	78.5
WILLIAMS, Benja	2	15	65	12	53	3.5	0	19	26.5
GROTHER, Matt	2	26	100	47	53	2.0	1	27	26.5
TAYLOR, Jamar	2	8	13	1	12	1.5	0	4	6.0
JOHNSON, Taurus	2	2	9	0	9	4.5	0	5	4.5
SAMUELS, Aston	2	4	6	3	3	0.8	0	5	1.5
MITCHELL, Carlt	2	1	3	0	3	3.0	0	3	1.5
TEAM	2	1	0	8	-8	-8.0	0	0	-4.0
TEACHEY, Justin	2	1	0	12	-12	-12.0	0	0	-6.0
Total.....	2	85	358	88	270	3.2	4	48	135.0
Opponents.....	2	65	233	75	158	2.4	1	36	79.0

PASSING	GP	Effic	Cmp-Att-Int	Pct	Yds	TD	Lng	Avg/G
GROTHER, Matt	2	130.83	41-66-0	62.1	422	3	27	211.0
Total.....	2	130.83	41-66-0	62.1	422	3	27	211.0
Opponents.....	2	92.72	50-90-3	55.6	391	2	41	195.5

RECEIVING	GP	No.	Yds	Avg	TD	Long	Avg/G
JOHNSON, Taurus	2	10	116	11.6	0	23	58.0
HESTER, Jessie	2	7	73	10.4	1	18	36.5
JACKSON, Amari	2	6	95	15.8	1	24	47.5
MITCHELL, Carlt	2	5	36	7.2	0	16	18.0
DENSON, Courtne	2	2	35	17.5	0	27	17.5
WILLIAMS, Benja	2	2	20	10.0	0	16	10.0
TAYLOR, Jamar	2	2	14	7.0	0	10	7.0
FORD, Mike	2	2	12	6.0	1	11	6.0
EDWARDS, Marcus	2	2	9	4.5	0	5	4.5
BUSBEE, Ben	2	2	8	4.0	0	6	4.0
SAMUELS, Aston	2	1	4	4.0	0	4	2.0
Total.....	2	41	422	10.3	3	27	211.0
Opponents.....	2	50	391	7.8	2	41	195.5

PUNT RETURNS	No.	Yds	Avg	TD	Long
EDWARDS, Marcus	4	45	11.2	0	29
JACKSON, Amari	4	19	4.8	0	14
Total.....	8	64	8.0	0	29
Opponents.....	3	43	14.3	0	24

INTERCEPTIONS	No.	Yds	Avg	TD	Long
ALLEN, Nate	2	7	3.5	0	7
JENKINS, Mike	1	38	38.0	0	38
Total.....	3	45	15.0	0	38
Opponents.....	0	0	0.0	0	0

KICK RETURNS	No.	Yds	Avg	TD	Long
MURPHY, Jerome	3	111	37.0	0	59
JOHNSON, Taurus	2	22	11.0	0	12
TEAM	1	0	0.0	0	0
WILLIAMS, Benja	1	11	11.0	0	11
WILLIAMS, Trae	1	0	0.0	0	0
Total.....	8	144	18.0	0	59
Opponents.....	9	199	22.1	0	37

FUMBLE RETURNS	No.	Yds	Avg	TD	Long
Total.....	0	0	0.0	0	0
Opponents.....	0	0	0.0	0	0

2007 USF Football
 USF Overall Individual Statistics (as of Sep 09, 2007)
 All games

SCORING	----- PATs -----								
	TD	FGs	Kick	Rush	Rcv	Pass	DXP	Saf	Points
FORD, Mike	4	0-0	0-0	0-0	0	0-0	0	0	24
ALVARADO, Delbe	0	2-6	6-6	0-0	0	0-0	0	0	12
GROTHER, Matt	1	0-0	0-0	0-0	0	0-0	0	0	6
JACKSON, Amari	1	0-0	0-0	0-0	0	0-0	0	0	6
HESTER, Jessie	1	0-0	0-0	0-0	0	0-0	0	0	6
Total.....	7	2-6	6-6	0-0	0	0-0	0	0	54
Opponents.....	3	5-7	3-3	0-0	0	0-0	0	0	36

TOTAL OFFENSE	G	Plays	Rush	Pass	Total	Avg/G
GROTHER, Matt	2	92	53	422	475	237.5
FORD, Mike	2	27	157	0	157	78.5
WILLIAMS, Benja	2	15	53	0	53	26.5
TAYLOR, Jamar	2	8	12	0	12	6.0
JOHNSON, Taurus	2	2	9	0	9	4.5
MITCHELL, Carlt	2	1	3	0	3	1.5
SAMUELS, Aston	2	4	3	0	3	1.5
TEAM	2	1	-8	0	-8	-4.0
TEACHEY, Justin	2	1	-12	0	-12	-6.0
Total.....	2	151	270	422	692	346.0
Opponents.....	2	155	158	391	549	274.5

FIELD GOALS	FGM-FGA	Pct	01-19	20-29	30-39	40-49	50-99	Lg	Blk
ALVARADO, Delbe	2-6	33.3	1-1	0-1	1-3	0-1	0-0	38	1

FG SEQUENCE	USF	OPPONENTS
ELON	-	45,(37),(37),50
Auburn	37,45,37,(38),21,(18)	(49),(46),(39)

Numbers in (parentheses) indicate field goal was made.

PUNTING	No.	Yds	Avg	Long	TB	FC	I20	Blkd
TEACHEY, Justin	7	248	35.4	41	1	4	0	0
ALVARADO, Delbe	6	257	42.8	54	1	1	2	0
Total.....	13	505	38.8	54	2	5	2	0
Opponents.....	12	506	42.2	53	0	1	2	0

KICKOFFS	No.	Yds	Avg	TB	OB	Retn	Net	YdLn
TEACHEY, Justin	10	632	63.2	1	0			
Total.....	10	632	63.2	1	0	199	41.3	28
Opponents.....	8	437	54.6	1	0	144	34.1	35

2007 USF Football
 USF Overall Individual Statistics (as of Sep 09, 2007)
 All games

ALL PURPOSE	G	Rush	Rec	PR	KOR	IR	Tot	Avg/G
FORD, Mike	2	157	12	0	0	0	169	84.5
JOHNSON, Taurus	2	9	116	0	22	0	147	73.5
JACKSON, Amari	2	0	95	19	0	0	114	57.0
MURPHY, Jerome	2	0	0	0	111	0	111	55.5
WILLIAMS, Benja	2	53	20	0	11	0	84	42.0
HESTER, Jessie	2	0	73	0	0	0	73	36.5
EDWARDS, Marcus	2	0	9	45	0	0	54	27.0
GROTHE, Matt	2	53	0	0	0	0	53	26.5
MITCHELL, Carlt	2	3	36	0	0	0	39	19.5
JENKINS, Mike	2	0	0	0	0	38	38	19.0
DENSON, Courtne	2	0	35	0	0	0	35	17.5
TAYLOR, Jamar	2	12	14	0	0	0	26	13.0
BUSBEE, Ben	2	0	8	0	0	0	8	4.0
ALLEN, Nate	2	0	0	0	0	7	7	3.5
SAMUELS, Aston	2	3	4	0	0	0	7	3.5
TEAM	2	-8	0	0	0	0	-8	-4.0
TEACHEY, Justin	2	-12	0	0	0	0	-12	-6.0
Total.....	2	270	422	64	144	45	945	472.5
Opponents.....	2	158	391	43	199	0	791	395.5

2007 USF Football

USF Overall Defensive Statistics (as of Sep 09, 2007)

All games

DEFENSIVE LEADERS	-----Tackles-----				TFL/Yds	-Sacks-	---Pass Def---			-Fumbles-		Blkd	
	GP	Solo	Ast	Total			No-Yds	Int-Yds	BrUp	QBH	Rcv-Yds	FF	Kick
53 MOMPREMIER, Bro	2	13	7	20	1.0-5
59 MOFFITT, Ben	2	6	12	18	2.5-12	.	.	1	1
1E MCKENZIE, Tyron	2	11	5	16	1.0-3	.	.	1	2	1-0	.	.	.
95 SELVIE, George	2	10	4	14	9.5-36	5.5-26	.	.	5	.	1	.	.
5 ALLEN, Nate	2	10	4	14	1.0-1	.	2-7	1	.	1-0	1	.	.
21 WILLIAMS, Trae	2	10	3	13	1.0-3	.	.	2
4 JENKINS, Mike	2	8	2	10	2.0-8	.	1-38	3
32 WILLIAMS, Carl	2	6	2	8	0.5-0	.	.	1
98 HARRIS, Aaron	2	4	3	7	2.5-5	1.5-4	.	1	1
22 GILLIAM, Ryan	2	5	2	7	.	.	.	2
3A MURPHY, Jerome	2	3	3	6	.	.	.	2
90 BUIE, Jarriett	2	3	3	6	6	1-0	.	.	.
7A GACHETTE, Louis	2	4	1	5
76 CLEBERT, Richar	2	3	2	5	1.0-1	1.0-4	.	.	3	.	.	1	.
94 CRAY, Allen	2	1	3	4	2	.	1	.	.
6 ROBERTS, Tyler	2	2	2	4	.	.	.	1	.	1-0	.	.	.
96 GEORGE, Woody	1	1	1	2	1
56 MILLER, Sam	2	1	.	1
40 HESS, Houston	1	1	.	1
23 JENKINS, Jamaal	2	1	.	1
48 SMILEY, Joshua	1	1	.	1
43 JOSEPH, Sabbath	1	1	.	1
TM TEAM	2	1	.	1
57 MCQUEEN, Alonzo	1	.	1	1
97 MCLAIN, Terrell	1	1
Total.....	2	106	60	166	22-74	8-34	3-45	15	22	4-0	3	1	.
Opponents.....	2	91	77	168	17-88	5-47	.	5	28	1-0	.	1	.

2007 USF Football
 USF Team Game-by-Game (as of Sep 09, 2007)
 All games

TEAM STATISTICS

Date	Opponent	---RUSHING---				--RECEIVING--				-----PASSING-----						--KICK RET--				--PUNT RET--				All Purp
		No.	Yds	TD	Lg	No.	Yds	TD	Lg	Cmp	Att	Int	Yds	TD	Lg	No	Yds	TD	Lg	No	Yds	TD	Lg	
Sep 01, 2007	ELON.....	33	135	2	48	23	238	2	27	23	39	0	238	2	27	3	11	0	11	4	19	0	14	403
Sept 8, 2007	at Auburn.....	52	135	2	27	18	184	1	23	18	27	0	184	1	23	5	133	0	59	4	45	0	29	542
Totals.....		85	270	4	48	41	422	3	27	41	66	0	422	3	27	8	144	0	59	8	64	0	29	945
Opponent.....		65	158	1	36	50	391	2	41	50	90	3	391	2	41	9	199	0	37	3	43	0	24	791

Games played: 2
 Avg per rush: 3.2
 Avg per catch: 10.3
 Pass efficiency: 130.83
 Kick ret avg: 18.0
 Punt ret avg: 8.0
 All purpose avg/game: 472.5
 Total offense avg/gm: 346.0

Date	Opponent	-----TACKLES-----				-SACKS-		-FUMBLE-			Pass Blkd			-Kicks--XPTS-					Pts
		Solo	Ast	Total	TFL-Yds	No-Yds	FF	FR-Yds	Int-Yds	QBH	Brk	Kick	Att	Mad	Run	Rcv	Saf		
Sep 01, 2007	ELON.....	59	33	92	14.0-48	6.0-28	1	1-0	1-0	9	7	1	4-4	0	0	0	28		
Sept 8, 2007	at Auburn.....	45	29	74	8.0-26	2.0-6	2	3-0	2-45	13	8	0	2-2	0	0	0	26		
Totals.....		104	62	166	22.0-74	8.0-34	3	4-0	3-45	22	15	1	6-6	0	0	0	54		
Opponent.....		91	77	168	17.0-88	5.0-47	0	1-0	0-0	28	5	1	3-3	0	0	0	36		

Date	Opponent	-----PUNTING-----							--FIELD GOALS--				-----KICKOFFS-----					
		No	Yds	Avg	Long	Blkd	TB	FC	50+	I20	Att	Made	Lg	Blkd	No	Yds	Avg	TB
Sep 01, 2007	ELON.....	7	248	35.4	41	0	1	4	0	0	0-0	0	0	5	324	64.8	1	0
Sept 8, 2007	at Auburn.....	6	257	42.8	54	0	1	1	1	2	6-2	38	1	5	308	61.6	0	0
Totals.....		13	505	38.8	54	0	2	5	1	2	6-2	38	1	10	632	63.2	1	0
Opponent.....		12	506	42.2	53	0	0	1	3	2	7-5	49	1	8	437	54.6	1	0

2007 USF Football
 USF Opponent Game-by-Game (as of Sep 09, 2007)
 All games

OPPONENT STATISTICS

Date	Opponent	---RUSHING---				--RECEIVING--				-----PASSING-----					--KICK RET--				--PUNT RET--				All Purp	
		No.	Yds	TD	Lg	No.	Yds	TD	Lg	Cmp	Att	Int	Yds	TD	Lg	No	Yds	TD	Lg	No	Yds	TD		Lg
Sep 01, 2007	ELON.....	30	33	0	10	34	226	1	41	34-	55-	1	226	1	41	4	69	0	23	0	0	0	0	328
Sept 8, 2007	at Auburn.....	35	125	1	36	16	165	1	30	16-	35-	2	165	1	30	5	130	0	37	3	43	0	24	463
Opponent totals.....		65	158	1	36	50	391	2	41	50-	90-	3	391	2	41	9	199	0	37	3	43	0	24	791
USF.....		85	270	4	48	41	422	3	27	41-	66-	0	422	3	27	8	144	0	59	8	64	0	29	945

Games played: 2
 Avg per rush: 2.4
 Avg per catch: 7.8
 Pass efficiency: 92.72
 Kick ret avg: 22.1
 Punt ret avg: 14.3
 All purpose avg/game: 395.5
 Total offense avg/gm: 274.5

Date	Opponent	-----TACKLES-----				-SACKS-		-FUMBLE-			Pass Blkd			-Kicks--XPTS-					Pts
		Solo	Ast	Total	TFL-Yds	No-Yds	FF	FR-Yds	Int-Yds	QBH	Brk	Kick	Att-Mad	Run	Rev	Saf			
Sep 01, 2007	ELON.....	42	25	67	8.0-40	2.0-11	0	1-0	0-0	0	2	0	1-1	0	0	0	13		
Sept 8, 2007	at Auburn.....	49	52	101	9.0-48	3.0-36	0	0-0	0-0	28	3	1	2-2	0	0	0	23		
Opponent totals.....		91	77	168	17.0-88	5.0-47	0	1-0	0-0	28	5	1	3-3	0	0	0	36		
USF.....		104	62	166	22.0-74	8.0-34	3	4-0	3-45	22	15	1	6-6	0	0	0	54		

Date	Opponent	-----PUNTING-----							--FIELD GOALS--				-----KICKOFFS-----					
		No	Yds	Avg	Long	Blkd	TB	FC	50+	I20	Att-Made	Lg	Blkd	No	Yds	Avg	TB	OB
Sep 01, 2007	ELON.....	7	286	40.9	51	0	0	1	1	1	4-2	37	1	3	164	54.7	1	0
Sept 8, 2007	at Auburn.....	5	220	44.0	53	0	0	0	2	1	3-3	49	0	5	273	54.6	0	0
Opponent totals.....		12	506	42.2	53	0	0	1	3	2	7-5	49	1	8	437	54.6	1	0
USF.....		13	505	38.8	54	0	2	5	1	2	6-2	38	1	10	632	63.2	1	0