


# Troy State University



## 2000 Schedule/Results

Sept. 2	at Alabama A&M	W 28-13
Sept. 9	at Appalachian State (1)	W 34-28
Sept. 16	ALABAMA STATE (2)	W 62-19
Sept. 30	at South Florida (3)	6 p.m.
Oct. 7	at Northwestern State* (2)	6 p.m.
Oct. 12	SOUTHWEST TEXAS* (4)	6:30 p.m.
Oct. 21	at Sam Houston State*	7 p.m.
Oct. 28	NICHOLLS STATE* (2)	3 p.m.
Nov. 4	at Stephen F. Austin*	2 p.m.
Nov. 11	MCNEESE STATE*	1 p.m.
Nov. 18	at Jacksonville State* (2)	7 p.m.

All Times Central

\*Southland Football League game

(1) Televised by Comcast-Charter Sports Southeast

(2) Televised by College Sports Southeast

(3) Televised by ESPN-Plus & Comcast-Charter Sports SE

(4) Televised by FOX Sports Net

## Weekly Press Conference

Coach Blakeney will hold his weekly press luncheon at 12 p.m. on Mondays at the Tine W. Davis Field House. Lunch is served, followed by interviews with the coaching staff at 12:30 p.m. and selected players at 1 p.m. Please notify the Athletics Media Relations office on Sunday if you have any special player requests.

## On The World Wide Web

Find information about the Troy State football team and other athletics teams at Troy State on the department's official Web site. Fans can also listen live to all Troy State football, basketball and baseball games with links through the site:

[www.troyst.edu/athletics](http://www.troyst.edu/athletics)

## Athletics Media Relations

Director/FB Contact	Tom Strother
Office Phone:	(334) 670-3229
Home Phone:	(334) 288-3241
e-mail:	stroth@trojan.troyst.edu
Assistant Director	Joel Lamp
Office Phone:	(334) 670-5655
Home Phone:	(334) 807-0669
e-mail:	jlamp@trojan.troyst.edu
Graduate Assistant	Salina Hood
e-mail:	salina@trojan.troyst.edu
Media Relations FAX:	(334) 670-5665

## #1 Troy State (3-0) vs. South Florida (2-2)

Sept. 30, 2000 • Tampa, Fla. • 6:05 p.m. CDT  
Raymond James Stadium (41,441)

## About This Week's Game

Saturday's game will pit two "newcomers" to the world of big-time college football. Both programs are headed toward Division I-A status within the next two years. Troy State will enter its "transition" year in 2001 while South Florida is currently in its transition period. The Bulls, in just their fourth season of competition overall, will begin play as an independent next season and in Conference USA in 2003, while the Trojans will begin play as an independent next season. Last week, the Trojans did not play, while South Florida lost at Baylor, 28-13.

## Head Coach Larry Blakeney

Larry Blakeney (Auburn '70) is beginning his 10th season as a college head coach, all at Troy State. His career record is 85-27-1 (.752), making him the winningest all-time coach in Troy State history. Blakeney's 10 years of service are also the most of any TSU coach in history. Blakeney's teams have advanced to the Division I-AA playoffs in six of their seven seasons of eligibility.

Prior to coming to Troy State, Blakeney spent 14 seasons as an assistant coach at Auburn, when the Tigers won four Southeastern Conference titles.

Blakeney currently ranks fourth among active Division I-AA head coaches with a .752 winning percentage.

## The Series

This will mark the second time the schools have met, with Troy State holding a 1-0 advantage after last year's 41-24 win in Troy. This will be the Trojans' first visit to Tampa and Raymond James Stadium.

## Trojans vs. Division I-A Opponents

Since the Bulls are in their "transition" year between I-A and I-AA football, South Florida is considered a I-A opponent. The Trojans were 2-0 against I-A opponents in 1999 and are 5-2 all-time, all on the road. The program's first I-A win came against Arkansas State in 1992. Its last win came against Middle Tennessee last year.

## South Florida

### 2000 Schedule

Date	Opponent	W/L
9/2	Jacksonville St.	W 40-0
9/9	at Kentucky	L 27-9
9/16	James Madison	W 26-7
9/23	at Baylor	L 28-13
9/30	Troy State	
10/7	at Southern Miss	
10/21	Liberty	
10/28	Connecticut	
11/4	Western Kentucky	
11/11	at Middle Tennessee	
11/23	Austin Peay	

## The Head Coaches

**South Florida** - Jim Leavitt (Missouri '78)  
22-15 at USF (4th year); same overall  
**Troy State** - Larry Blakeney (Auburn '70)  
85-27-1 at Troy State (9 years); same overall

## The Series

Troy State leads the series, 1-0.

## Last Meeting

Troy State defeated South Florida, 41-24, last season.

## Offensive/Defensive Sets

**USF** - Offense - Pro Set; Defense - 4-3

**Troy State** - Offense, multiple; Defense, 4-3

# 2000 Trojan Football

# Troy State University

## Trojan Radio Network

All of Troy State's games are broadcast on the Troy State Radio Network.

The network is comprised of 19 affiliates that reach five states. The Trojans are represented in nearly every major market in Alabama, including Mobile, Birmingham and Montgomery.

There are stations ranging in power from 1,000 to 100,000 watts, and the broadcasts also reach a worldwide audience on the internet at [www.liveonthenet.com](http://www.liveonthenet.com).

Returning as the "Voice of the Trojans" is **Ralph Black**. A 36-year broadcast veteran, Black has been behind the microphone since 1976 for TSU. Former Trojan wide receiver and assistant coach **Lance Sasser** returns for his second year as the color analyst. **Jerry Miller** is entering his eighth year as the sideline reporter.

## TSU Football Review

The Troy State Football Review with Coach Larry Blakeney is aired each week across the Southeast on College Sports Southeast (Monday, 6 p.m.) and Comcast Sports Southeast (Friday, 6 p.m.) and on WSFA-12 in Montgomery (Sunday, 11 p.m.). WRJM-67 will begin showing the show in central Alabama in early October.

## TV Highlights For Downlink

Highlights from the Troy State Football Review with Coach Blakeney can be downlinked from 11-11:30 a.m. on Sundays:

Satellite:	GE-1
Transponder:	1
Downlink Frequency:	3720 (H)
Dates:	Sept 3, 10, 17 Oct. 1, 8, 15, 22, 29 Nov. 5, 12, 19

## Trojan Talk With Coach Larry Blakeney

The Voice of the Trojans, Ralph Black, will host a weekly call-in show with Coach Blakeney.

This season, the broadcast of "Trojan Talk" will take place at Buffalo's American Grille, which is located on U.S. 231 in Troy. The program will air from 7-8 p.m. each Tuesday night during the season, with Coach Blakeney fielding calls from Trojan fans and supporters.

To reach the call-in show, dial 1-888-878-2428 or (334) 670-5800.

## TSU Pronunciations

Derrick Ansley	AN-slee
DeWhitt Betterson	duh-WIT
LeBarron Black	luh-BEAR-un
Donnie Bostian	BOSS-tee-un
Drew Boteler	BAH-tuller
Thad Buttone	byoo-TAWN
Demontray Carter	duh-MON-tray
Andrew Cyganiewicz	suh-GAN-uh-witch
Jabar Dunbar	juh-BAR
Jose Gamboa	GAM-boa
Deiric Jackson	Derek
Uyl Joyner	YOU'LL
LaQuateus Justice	luh-QUAY-tus
Vernon Marable	MARE-uh-bull
Brent McAilley	MACK-uh-lilly
Rayshun Reed	RAY-shawn
Carlos Stennis	STIN-is
Osi Umenyiora	OH-see U-men-YOUR-uh
Thomie Venisee	Tommy VEN-uh-see
Davern Williams	DAV-urn
Naazir Yamini	nah-ZEER Yuh-ME-nee

## This Week's Game On The Tube

This weekend's game will be broadcast by ESPN-Plus, with Al Ceck doing play-by-play and Doug Graber on color.

The feed will be picked up by Comcast-Charter Sports Southeast in Alabama and around the Southeast.

Troy State is scheduled to play seven games on television this season. College Sports Southeast will televise TSU's games against Alabama State, Northwestern State, Nicholls State and Jacksonville State. The Trojans' Sept. 9 game against Appalachian State was also televised on Comcast-Charter Sports Southeast. Fox Sports Net will televise the game against Southwest Texas on Oct. 12.

This weekend's game is the third of five consecutive games being aired on television this season.

## Trojans Liking Air Time

All-time, the Trojans are 21-8 on television and have won nine out of their last 10 on the tube.

Since moving to full-time Division I-AA status in 1993, the Trojans have been televised 25 times and are 19-6 during that stretch. The team has been televised regionally 15 times in the last two seasons, posting a record of 13-2.

This will be the second time South Florida and Troy State have played on television in as many seasons. Troy State won last year's meeting, which was televised on College Sports Southeast, 41-24.

## Trojans Against Ranked Teams

The Trojans are 16-9 all-time against Division I-AA teams that are ranked in the Top 25 and 5-6 all-time against teams ranked in the I-AA Top 10. South Florida was ranked last week at No. 24 in the USA Today/ESPN coaches poll but dropped from the rankings after its loss to Baylor.

The Trojans last faced a ranked opponent when they upended then-fourth-ranked Appalachian State on Sept. 9 in Boone, N.C. The Trojans are 2-3 in their last three games against opponents ranked in the Top 10.

# Troy State University

## Trojans After An Open Week

The Trojans are 5-3-1 under Blakeney after an open week on the schedule, including three straight losses since 1997.

The team did not have an open week during the 1999 season but was 0-1 in 1998, losing at Stephen F. Austin, and 0-2 in 1997, losing at Southwest Texas and at McNeese State.

The Trojans were 2-0 after open weeks in 1996, winning home games against Nicholls State and Florida A&M, and 1-0 in 1995, winning at Central Florida.

## TSU As The No. 1 Team

Since earning full Division I-AA status in 1993, this is the Trojans' fourth time to be ranked in the top spot during the season. The Trojans are 7-3 overall and 5-2 in the regular season when ranked No. 1. Their last time to achieve the top spot was in October 1999, when they held the top spot for four weeks before losing at McNeese State on Nov. 13.

The Trojans were also ranked No. 1 in 1997 for a week and ended the 1993 regular season ranked No. 1 before losing to Marshall in the I-AA semifinals.

## Trojans Against Teams From Florida

The Trojans are 15-27 all-time against teams from the state of Florida. Since 1991, the Trojans are 7-3, including a 2-1 mark in 1999.

Against modern-day Florida schools (since 1960), the Trojans are 9-5, having played just Central Florida (6-3), Florida A&M (2-2) and South Florida (1-0) during that time.

Prior to 1960, the Trojans played Chipola (1-0), Miami Air Base (1-0), Pensacola Navy (3-2), Stetson (1-5) and Tampa (1-15).

The Trojans' last win over a team from Florida came against the Bulls in 1999 in Troy. Florida A&M defeated the Trojans 17-10 in the quarterfinals of the I-AA playoffs to end last season.

Since 1960, Troy State is 4-4 in games played in Florida. The last time the Trojans played in the Sunshine State, they lost 27-17 to Florida A&M in the first round of the 1998 I-AA playoffs.

## TSU vs. USF, The Last Time

Third-ranked Troy State stormed back after a slow start to claim a 41-24 win over 17th-ranked South Florida in Troy.

Sophomore linebacker Jimmy McClain returned two interceptions for touchdowns in the game, the last a 43-yarder in the fourth quarter, to seal the final outcome.

South Florida led 14-0 and 21-7 in the first half but couldn't hold the lead. Troy State's Mareno Philyaw scored twice, the first on an end-around reverse from 24 yards out and the second on an 80-yard pass from quarterback Brock Nutter in the fourth quarter to help rally the Trojans.

Troy State outgained South Florida 339-236 in total offense and forced four turnovers. Troy State fumbled six times, losing four, and recorded 102 yards in penalties in the win.

## Demontray Carter earns SFL Honor

Troy State running back Demontray Carter earned Southland Football League Offensive Player Of The Week honors for the week

of Sept. 9 after his 309 all-purpose yards and three touchdowns led the Trojans to their 34-28 road win over fourth-ranked Appalachian State.

Carter accumulated 102 of the Trojans' 143 yard rushing in the game, scoring on a 31-yard run in the first quarter to give his team an early lead. He then caught touchdown strikes of 78 and 67 yards from quarterback Brock Nutter in the second half to give second-ranked Troy State (2-0) a commanding lead and help it secure the win.

## A Record Night

The Troy State football team established several records against Alabama State on Sept. 16, the most notable of which was the 31 first-quarter points, the most scored in a single quarter in school history.

The Trojans also set a record for attendance (21,316).

## Run That Ball Across That Line

After the Trojans' 153-yard rushing performance against Alabama State on Sept. 16, the Trojans have now rushed for 100 or more yards in six consecutive games and in 17 of their last 18 contests.

They have rushed for 189, 143 and 153 yards respectively this season. The last time the Trojans were held under 100 yards rushing in a game was at McNeese State on Nov. 13, 1999. Before that, McNeese State in 1997 was the only other team in the last 19 games to hold the Trojans under 100 yards on the ground.

## Breaking A Streak ...

Demontray Carter's 102 yards rushing against Appalachian State on Sept. 9 ended a five-game skid in which no Trojan runner surpassed the 100-yard plateau.

## Breaking A Streak ... (Part Two)

Brock Nutter's 332 yards passing against Appalachian State was the first time the Trojans had passed for more than 300 yards since Oct. 2, 1999, a 10-game skid.

## TSU defense getting Picky

The Trojans have recorded at least one interception in the three of the past four games they have played -- James Madison (1), Florida A&M (1), Alabama A&M (2) and Alabama State (5).

## Hornet Runners In Reverse

The Trojans held Alabama State to minus-1 yards net rushing in their game on Sept. 16, the first time the Trojans have held a team to negative yardage since holding Southwest Texas to minus-10 yards rushing in 1998.

Troy State has held five of its last six opponents below 100 yards rushing. Only Appalachian State this season (119 yards) has eclipsed the 100-yard rushing plateau.

Only five of 12 opponents rushed for 100 yards or more in 1999, one of which was South Florida (124).

# Troy State University

## Ball Hogs

The Trojans are dominating opponents with time of possession this season, averaging 33:28 possession time this season.

## Chief Hog In The Center

Troy State starting center Blake Carruthers enjoyed his most productive game as a Trojan against Alabama State on Sept. 16, grading 95 percent on 65 plays with 18 knockdown blocks. The grade marked a career-high for the Norman Park, Ga., senior and a team-high this season.

To put the feat into perspective, the Trojans had just six grades 90 or better in all of 1999, with the high being 92 by Mookie Moore against Jacksonville State.

Moore is now playing for the Washington Redskins.

## On The Road

The Trojans are 41-18 on the road during Blakeney's nine seasons, including a 10-3 record against teams from the state of Alabama.

The Trojans have won three straight road games in the state, defeating Jacksonville State 31-7 in Jacksonville in 1998 and Alabama State 27-20 last season in Montgomery before upending Alabama A&M on Sept. 2.

Overall, the Trojans have won two straight on the road.

In the state of Florida, the Trojans have won three of their last four, with all three wins coming against Central Florida.

## Trojan defense practicing thievery

The Troy State defense has forced at least one turnover in eight consecutive games, starting with the ninth game of the season last year against Stephen F. Austin.

During the stretch, the Trojans have recorded 12 interceptions and nine fumble recoveries, including five interceptions and two fumble recoveries against Alabama State last week.

The five interceptions were one shy of a school record.

The Trojans have forced at least one turnover in 25 of their last 27 games, failing to muster a takeaway against Nicholls State last sea-

son (despite seven fumbles by the Colonels) and against Sam Houston State on Oct. 3, 1998.

The Trojans currently rank fifth nationally in turnover margin, averaging +2.33 per game.

## Home Openers

After their win over Alabama State on Sept. 16, the Trojans have won their last 13 home openers at Memorial Stadium, a streak dating back to 1987. They are unbeaten in their last 14 home openers. The last time Troy State lost a home opener was in 1986, when Nicholls State upset the Trojans 26-25. The next season the same teams battled to a 17-17 tie in the home opener. Troy State is 23-7-3 in the home opener since 1968.

## Quick-strike Action

The Trojans have scored within the first five minutes in each of their three games this season to take an early lead.

In the season opener against Alabama A&M, a 59-yard scoring pass from Brock Nutter to Heyward Skipper put the Trojans on the board at the 10:19 mark. Against Appalachian State, it was a 31-yard run by Demontray Carter at the 12:08 mark. Against Alabama State, it was Carter's 86-yard kickoff return that gave the Trojans a quick-strike 7-6 lead with 13:42 to play in the opening quarter.

## Transfers Dot Troy State Roster

Because of their impending Division I-A transition year in 2001, the Trojans can no longer accept Division I-A transfers without the player sitting out a season before he gains eligibility, but that did not begin until June 1 of this year. The Troy State roster is still dotted with 11 players, however, who began their careers at other Division I-A schools before transferring to TSU to continue their playing careers.

Center Blake Caruthers, running back Demontray Carter, wide receiver David Hill and defensive end Davern Williams all played at Auburn; defensive lineman Jimmy Holloway and linebacker Corey Sears played at Southern Mississippi; defensive lineman Carlos

## Charting The Opposition

<u>Opponent</u>	<u>Record</u>	<u>Last Week</u>	<u>This Week</u>
Alabama A&M	2-2	Won 49-10 at Prairie View A&M	vs. Mississippi Valley State
Appalachian State	2-1	Won 61-14 vs. The Citadel	at East Tennessee State
Alabama State	2-2	Won 37-24 vs. Arkansas-Pine Bluff	at Southern
South Florida	2-2	Lost 28-13 at Baylor	vs. Troy State
Northwestern State	2-1	Won 23-21 at Louisiana-Lafayette	vs. Gardner-Webb
Southwest Texas	2-1	OPEN	at Louisiana-Monroe
Sam Houston State	3-1	Won 38-7 vs. Texas A&M-Kingsville	OPEN
Nicholls State	1-3	Lost 44-3 at Western Illinois	vs. Samford
Stephen F. Austin	3-1	Lost 37-30 at Northern Iowa	OPEN
McNeese State	3-1	Won 41-12 at Alcorn State	OPEN
Jacksonville State	2-1	Won 36-16 vs. Samford (Thu.)	OPEN

# Troy State University

Stennis and running back Wayne Thomas played at Alabama; line-backer Jerry Bolton played at Mississippi State; offensive lineman Trent Garmon played at Army; and defensive lineman Tim Betts at South Carolina.

Carruthers, Carter, Williams and Betts are all starters this season for the Trojans.

## Carter Rising To The Challenge

The Trojans opened the season with the starting tailback role wide open. Senior Jabar Dunbar won the starting job heading into the season-opener against Alabama A&M, but junior transfer Demontray Carter has stepped to the forefront to solidify his claim to the starting spot.

The transfer from Auburn has made his impact felt in multiple areas for the Trojans, serving as a deadly weapon in the backfield, as a receiver and as the team's primary kickoff returner.

The Pensacola, Fla., took over the top spot after rushing for 81 yards on nine carries against A&M and 126 yards against Appalachian State. For the season, Carter leads the team in scoring (30 points), rushing (87.3 ypg), all-purpose yards (204 ypg) and kickoff returns (39.8 per return).

## Piling Up The Rankings

Demontray Carter is among eight Trojans who are nationally ranked in categories.

Other Trojans ranked nationally include:

**Matt Allen:** . . . . . 3rd in punting (44.4 per kick)

**Travis Bozeman:** . . . . . 27th in interceptions (2)

**Demontray Carter:** . . . . . 1st in kickoff returns (39.8 per return)

48th in rushing per game (87.3)

6th in all-purpose yards per game (204)

**Jonathan Carter:** . . . . . 40th in receptions per game (5.0 rpg)

27th in receiving yards per game (81.3)

**Brock Nutter:** . . . . . 8th in passing efficiency (165.71)

19th in total offense (247.7)

**Rayshun Reed:** . . . . . 46th in punt returns (9.6 per return)

**Antonio Thompson:** . . . . . 27th in interceptions (2)

**Lawrence Tynes:** . . . . . 17th in field goal (1.33 per game)

25th in scoring (9.33 per game)

## Kicking Balls And Taking Names

The Trojans boast one of the most experienced kicking tandems at any level of football this season with placekicker Lawrence Tynes and punter Matt Allen, both seniors.

Both are three-year starters and were named preseason All-Southland Football League this season. Allen ranked 20th in the nation in punting in 1999 with a 41-yard average, recording six total 60-plus punts and a school-record 81-yard kick against Nicholls State. He also recorded 15 punts downed inside the 20-yard line.

Allen currently leads the Southland Football league in punting average and is ranked third nationally with a 44.4-yard average.

Tynes is 103-of-107 on PAT attempts and 33-of-47 on field goals in his career. The senior had made nine consecutive field goals before his miss against Alabama State two weeks ago.

Tynes also recorded a career-high 14 points against the Hornets.

He is 4-for-5 on field goal attempts and 16-for-16 on PATs this

season, ranking him 17th in field goals per game nationally (1.33) and 25th in scoring (9.33).

## Nutter Like Butter

Junior quarterback Brock Nutter has started every game since his redshirt freshman season in 1998, leading the Trojans to a 22-6 record during that time with two playoff berths.

The Hoover, Ala., native has thrown a touchdown pass in 17 of his 27 career games and has connected on two scoring passes in a game six times, including each game this season.

Nutter has thrown for less than 100 yards in a game only twice in his last 14 games.

## Home Sweet Home

The Trojans are 44-6-1 at home during Blakeney's nine seasons, including a 14-0 record against teams from the state of Alabama.

The Trojans have won seven of their last eight at home, including six straight regular-season games.

## Injuries

The Trojans lost backup free safety Derrick Ansley for the season against Alabama State when the freshman suffered a torn ACL during the first half against the Hornets.

The Tallassee, Ala., native had played in each game for the Trojans this season, recording eight tackles.

Defensive lineman Byron Knight and center Blake Carruthers also suffered minor knee injuries in the game and missed practice time last week. Strong safety Antonio Thompson (ankle) also suffered a minor injury. All are expected to return to practice this week and be ready to play against South Florida.

## Last Time To Tango

The Troy State football team will continue its march toward Division I-AA status this season.

In its final season of eligibility for the Division I-AA playoffs, the Trojans will attempt to do something one other school in college football history has accomplished - win national titles in three different classifications.

Only Montana State has accomplished the feat previously. Troy State won the NAIA national title in 1968 and Division II titles in 1984 and 1987. The Trojans have twice advanced to the national semifinals at the Division I-AA level. This season will provide the team's final opportunity to earn its place in history.

## Trojans Predicted To Repeat In SFL

The Troy State football team was predicted to repeat as Southland Football League champions in a vote of league coaches and sports information directors. The Trojans and Stephen F. Austin were picked Nos. 1 and 2 in both polls.

### Coaches

1. Troy State
2. Stephen F. Austin
3. McNeese State
4. Northwestern State
5. Southwest Texas  
Sam Houston
7. Jacksonville State
8. Nicholls State

### SIDs

1. Troy State
2. Stephen F. Austin
3. McNeese State
4. Northwestern State
5. Southwest Texas
6. Sam Houston State
7. Jacksonville State
8. Nicholls State

# Troy State University

## TSU In The NCAA Rankings

Category	Rank	Avg.
Rushing Offense (ypg)	52	170.33
Passing Offense (ypg)	14	277.33
Total Offense (ypg)	16	447.67
Scoring Offense (ypg)	6	41.33
Rushing Defense (ypg)	6	63.00
Passing Defense Rating	71	119.31
Pass Efficiency Defense (ypg)	116	292.00
Total Defense (ypg)	72	355.00
Scoring Defense (ypg)	44	20.00
Net Punting (avg/punt)	3	40.24
Punt Returns (avg/return)	56	8.91
Kickoff Returns (avg/return)	22	23.55
Turnover Margin/Game	5	+2.33
Fumbles Recovered	T52	4
Passes Intercepted	T12	7
Fumbles Lost	T35	3
Passes Had Intercepted	T8	1
Turnovers Gained	T20	11
Turnovers Lost	T9	4

## Measuring The TSU Offense

TOTAL OFFENSE	Gms	Record
500-plus	-	-
400-plus	2	2-0
300-plus	1	1-0
200-plus	-	-
RUSHING	Gms	Record
200-plus	-	-
150-200	1	1-0
100-150	2	2-0
50-100	-	-
PASSING	Gms	Record
300-plus	2	2-0
200-plus	-	-
150-200	1	1-0
100-150	-	-

## Measuring The TSU Defense

OPP. OFFENSE	Gms	Record
500-plus	-	-
400-plus	1	1-0
300-plus	1	1-0
200-plus	1	1-0
OPP. RUSHING	Gms	Record
200-plus	-	-
150-200	-	-
100-150	1	1-0
50-100	-	-
Less than 50	2	2-0
OPP. PASSING	Gms	Record
300-plus	2	2-0
200-300	1	1-0
100-200	-	-

## Nine Trojans Named Preseason All-SFL

Northwestern State and Troy State, which have combined to win the last four Southland Football League titles, each landed six players on the 2000 Preseason All-Southland Football League first team as voted by the League's head coaches.

Troy State also had three second-team selections.

For the second year in a row, upperclassmen dominate the preseason squads. Seventeen of the 25 positions on the 2000 Preseason All-Southland Football League first team are occupied by returning All-League players from a year ago. In addition, 45 of the 49 spots are occupied by juniors and seniors.

While each of Northwestern's six first-team selections are juniors or sophomores, four of TSU's are seniors. Included is all three offensive players, two of which are offensive linemen. Brent McAliley (6-3, 288) and Blake Carruthers (6-1, 277) anchor a line expected to pave the way for a third Southland title in the last five years. Placekicker Lawrence Tynes, who scored 73 points on 11-of-15 field goals last season, is one of the Trojans top offensive threats.

On defense, lineman Osi Umenyiora (6-4, 274), safety Antonio Thompson (5-9, 178) and linebacker Jimmy McClain (6-1, 228) represent TSU on the first-team. Umenyiora, a sophomore, had 75 tackles, including six for lost yardage totaling 20 yards as a freshman. Thompson, one of six starters returning for head coach Larry Blakeney, had 72 tackles, three interceptions and two fumble recoveries last year as a junior. McClain returned two interceptions for touchdowns in 1999 as a sophomore to go along with 79 tackles.

Six other Southland teams combine to occupy the remaining 13 spots on the first team with Southwest Texas State University landing four. Quarterback Brock Nutter, defensive lineman Tim Betts and and linebacker Nick Colbert each earned second-team honors.

## McAliley Named Preseason All-America

Senior offensive lineman Brent McAliley was named to the Preview Sports Publications All-America team after enjoying his most productive season in 1999.

McAliley, a 6-foot-3, 280-pound senior from Niceville, Fla., graded out at 80 percent or

## Tale Of The Tape

Average Height/Weight of Starters

Position	OFFENSE	
	TSU	USE
Wide Receiver	6-0, 182	6-1, 185
Quarterback	6-1, 208	6-1, 205
Tailback	5-10, 191	5-9, 190
Fullback	6-0, 250	5-9, 220
Offensive Line	6-4, 284	6-3, 298
Tight End	6-1, 230	6-2, 240
Position	DEFENSE	
	TSU	USE
Defensive End	6-2, 246	6-3, 253
Defensive Tackle	6-4, 280	6-1, 275
Linebackers	6-1, 233	6-1, 233
Defensive Backs	5-10, 182	6-0, 189

better in six games last season. He recorded 152 pancake blocks in 526 plays.

## Trojan Broadcasts on the World Wide Web

Each of Troy State's games this season can be heard live via the Internet through an internet broadcast company, [www.liveonthenet.com](http://www.liveonthenet.com). The company will offer live feeds from each contest that internet users can access free of charge.

To listen to the Trojans on the World Wide Web, visit [www.liveonthenet.com](http://www.liveonthenet.com)

## Bumpy Road Ahead For Trojans

The Troy State football team has its sights set on the 2000 season, but fans may be tempted to look ahead to 2001, the Trojans' first season of playing I-A competition.

The schedule thus far is shaping up to be a bruiser, with games scheduled against the three "Big Ms" - Mississippi State, Maryland and Miami (Fla.) and the "Big Red" of Nebraska.

### 2001 Schedule (As of Sept. 25)

Sept. 1	Nebraska
Sept. 8	OPEN
Sept. 15	Appalachian State
Sept. 22	OPEN
Sept. 29	at Maryland
Oct. 6	at Miami (Fla.)
Oct. 13	at Mississippi State
Oct. 20	at Alabama State
Oct. 27	OPEN
Nov. 3	OPEN
Nov. 10	OPEN
Nov. 17	Jacksonville State

# Troy State University

## A Statistical Comparison (Season)

### Troy State

Category	TSU	Opp
Scoring	124	60
Scoring Average	41.3	20.0
First Downs	56	45
Rushing Att-Yards	122-461	77-152
Yards per carry	3.8	2.0
Yards per game	153.7	50.7
Rushing TDs	5	1
Passing Yards	820	882
Att-Comp-Int.	87-50-1	124-66-7
Yards per pass	9.4	7.1
Yards per completion	16.4	13.4
Avg. per game	273.3	294.0
Passing TDs	8	6
Total Offense	1281	1034
Total Plays	209	201
Yards per play	6.1	5.1
Yards per game	427.0	344.7
Turnovers	4	11
Fumbles-lost	6-3	6-4
Turnover margin	+7	-7
Kick Return Average	23.5	19.3
Punt Return Average	8.8	12.1
Penalties-Yards	19-168	21-148
Avg. per game	56.0	49.3
Punting Average	44.4	44.7
Time of Possession/Game	33:29	26:31
Third-Down Conversions	13/43	10/46
Percentage	30%	22%
Fourth-Down Conversions	0/2	1/3
Percentage	0%	33%
Sacks By-Yards	4-26	6-39

### South Florida

Category	USF	Opp
Scoring	88	62
Scoring Average	22.0	15.5
First Downs	72	71
Rushing Att-Yards	157-765	126-374
Yards per carry	4.9	2.9
Yards per game	191.3	93.5
Rushing TDs	4	2
Passing Yards	601	909
Att-Comp-Int	112-60-2	148-80-3
Yards per pass	5.4	6.1
Yards per completion	10.1	11.4
Avg. per game	150.3	227.3
Passing TDs	3	6
Total Offense	1366	1283
Total Plays	269	274
Yards per play	5.1	4.7
Yards per game	341.5	320.8
Turnovers	8	8
Fumbles-lost	7-6	8-5
Turnover margin	0	0
Kick Return Average	31.2	23.6
Punt Return Average	26.5	6.6
Penalties-Yards	42-408	27-215
Avg. per game	102	53.8
Punting Average	42.7	38.1
Time of Possession/Game	29:10	30:50
Third-Down Conversions	16-53	19-59
Percentage	30.1%	32.2%
Fourth-Down Conversions	2-3	2-6
Percentage	66.6%	33.3%
Sacks By-Yards	4-40	9-73

#### Scoring By Quarters

	1	2	3	4	F
TSU	45	17	31	31	124
Opponents	20	15	6	19	60

#### TSU RUSHING LEADERS

Name	No.	Gain	Loss	Net	TD	Lg	Avg.
Demontray Carter	31	270	8	262	2	52	87.3
Thad Buttone	19	99	0	99	0	57	33.0

#### TSU PASSING LEADERS

Name	Att	Cmpl	INT	Yds	TD	Lg	Sck
Brock Nutter	85	49	1	803	8	78	6

#### TSU RECEIVING LEADERS

Name	No.	Yds	TD	Long
Jonathan Carter	15	244	3	54
Heyward Skipper	8	121	2	59
Demontray Carter	6	191	2	78

#### TSU DEFENSIVE LEADERS

Name	UT	AT	Total TFL/Yds	FF/FR	INT	Sack
Naazir Yamini	12	14	26	2/7	1/0	0
Nick Colbert	15	7	22	2/7	0/0	0
Jimmy McClain	13	8	21	0/0	1/0	1
Tim Betts	10	5	15	3/20	0/0	0

#### Scoring By Quarters

	1	2	3	4	F
USF	20	29	30	9	88
Opponents	6	21	7	28	62

#### USF RUSHING LEADERS

Name	No.	Gain	Loss	Net	TD	Lg	Av/G
Rafael Williams	75	375	15	360	2	28	90.0
Marquel Blackwell	43	348	78	270	0	42	67.5

#### USF PASSING LEADERS

Name	Att	Cmpl	INT	Yds	TD	Lg	Sck
Marquel Blackwell	103	54	1	543	3	32	9
Mike Usry	6	4	0	35	0	24	0

#### USF RECEIVING LEADERS

Name	No.	Yds	TD	Long
Scott McCready	15	170	1	32
DeAndrew Rubin	14	132	2	28
Hugh Smith	6	75	0	16

#### USF DEFENSIVE LEADERS

Name	UT	AT	Total TFL/Yds	FF/FR	INT	Sack
Kawika Mitchell	23	10	33	2/5	0/0	0
Roy Manns	22	10	32	2/2	0/2	1
Vassay Marc	12	9	21	4/22	0/0	0

# Troy State University

## Troy State Depth Chart

### Offense

**QB 11 - BROCK NUTTER (6-1, 208, Jr.)**  
14 - Ryan Shirley (5-9, 177, Sr.)

**TB 1 - DEMONTRAY CARTER (5-10, 191, Jr.)**  
33 - LeBarron Black (5-10, 205, So.)  
or 37 - Jabar Dunbar (5-9, 188, Sr.)

**FB 44 - THAD BUTTONE (6-0, 250, Sr.)**  
39 - LaQuateus Justice (5-10, 232, So.)

**WR 3 - HEYWARD SKIPPER (6-0, 182, So.)**  
15 - David Hill (6-2, 189, Sr.)

**TE 13 - ADRIAN MOORE (6-1, 230, So.)**  
83 - Jonathan Tomlin (6-3, 228, So.)

**RT 74 - CHARLES THOMAS (6-4, 292, Sr.)**  
63 - Oliver McCord (6-6, 275, So.)

**RG 69 - BRENT HARRISON (6-3, 250, Sr.)**  
61 - Robin Lee (6-2, 289, So.)

**C 52 - BLAKE CARRUTHERS (6-2, 283, Sr.)**  
55 - Rodney Jordan (6-5, 291, So.)

**LG 79 - BRENT MCALILEY (6-3, 308, Sr.)**  
57 - Trent Garmon (6-1, 309, So.)

**LT 71 - STAN CURINGTON (6-7, 286, So.)**  
62 - Johnny Maddox (6-3, 271, So.)

**WR 2 - JONATHAN CARTER (6-0, 182, Sr.)**  
85 - Chad Lucas (6-2, 175, Fr.)

### Defense

**RE 94 - TIM BETTS (6-2, 231, Sr.)**  
59 - Jimmy Holloway (6-1, 250, So.)

**RT 96 - DAVERN WILLIAMS (6-3, 289, So.)**  
93 - Jose Gamboa (6-1, 275, So.)

**LT 72 - OSI UMENYIORA (6-4, 270, So.)**  
42 - Byron Knight (5-11, 265, So.)

**LE 92 - VERNON MARABLE (6-2, 260, Jr.)**  
91 - Tony Ford (6-1, 250, Sr.)

**SLB 9 - NICK COLBERT (6-3, 234, Sr.)**  
32 - Gordon Williams (6-0, 205, So.)

**MLB 46 - NAAZIR YAMINI (5-11, 234, So.)**  
25 - Jerry Bolton (5-10, 223, So.)

**WLB 45 - JIMMY MCCLAIN (6-1, 230, Jr.)**  
4 - Corey Sears (6-1, 219, Jr.)

**RC 27 - DEIRIC JACKSON (5-8, 179, So.)**  
48 - Freeman White (5-9, 175, Fr.)

**SS 12 - ANTONIO THOMPSON (5-9, 185, Sr.)**  
5 - Chris Archie (5-9, 175, So.)

**FS 21 - TRAVIS BOZEMAN (5-10, 178, So.)**  
5 - Chris Archie (5-9, 175, So.)

**LC 16 - RAYSHUN REED (5-10, 184, So.)**  
38 - David Philyaw (5-9, 185, So.)

### Specialists

**P 40 - MATT ALLEN (6-4, 235, Sr.)**  
56 - Keith Jones (6-2, 220, So.)


**PK 10 - LAWRENCE TYNES (6-1, 183, Sr.)**  
56 - Keith Jones (6-2, 220, So.)

**LS 79 - BRENT MCALILEY (6-3, 308, Sr.)**  
67 - Lee Walls (6-5, 305, So.)

**HL 40 - MATT ALLEN (6-4, 235, Sr.)**

**PR 16 - RAYSHUN REED (5-10, 184, So.)**  
21 - Travis Bozeman (5-10, 178, So.)

**KR 1 - DEMONTRAY CARTER (5-10, 191, Jr.)**  
2 - JONATHAN CARTER (6-0, 182, Sr.)



## South Florida Depth Chart

### Offense

**QB 10 - MARQUEL BLACKWELL (6-1, 205, So.)**  
13 - Mike Usry (6-4, 220, Sr.)

**FB 21 - OTIS DIXON (5-9, 220, Sr.)**  
26 - Derrick Rackard (5-10, 210, Jr.)

**HB 28 - RAFAEL WILLIAMS (5-9, 190, Sr.)**  
30 - Courtney Davenport (6-1, 190, Fr.)

**FL 16 - SCOTT MCCREADY (6-2, 190, Sr.)**  
19 - Leon Matthews (6-2, 190, Sr.)

**TE 84 - RICHARD GUERRERO (6-2, 240, So.)**  
86 - Dan Rodimer (6-6, 265, Jr.)

**LT 74 - KENYATTA JONES (6-4, 308, Sr.)**  
65 - Mike Snellgrove (6-6, 285, So.)

**LG 67 - ANTHONY MCKENZIE (6-2, 285, Sr.)**  
62 - Matt Sparrowhawk (6-3, 280, Jr.)

**C 68 - JOEY SIPP (6-0, 285, Sr.)**  
67 - Anthony McKenzie (6-2, 285, Sr.)

**RG 75 - JIMM FITTS (6-2, 318, Jr.)**  
67 - Anthony McKenzie (6-2, 285, Sr.)

**RT 72 - KEN DAWSON (6-6, 295, Jr.)**  
79 - Kevin Christian (6-3, 285, Sr.)

**SE 4 - DEANDREW RUBIN (6-0, 180, So.)**  
80 - Cory Porter (6-3, 195, Sr.)

### Defense

**LE 55 - STEVE HATLEY (6-2, 245, Sr.)**  
54 - Emerson Morris (6-2, 235, So.)

**DT 63 - THERRIMANN EDWARDS (6-3, 275, Sr.)**  
97 - Ron Johnson (6-2, 290, Sr.)

**NT 93 - LEE ROY SELMON (5-11, 275, So.)**  
8 - Greg Walls (6-2, 285, So.)

**RE 88 - SHAWN HAY (6-4, 260, Sr.)**  
56 - Tchecoy Blount (6-2, 252, Jr.)

**WLB 5 - KAWIKA MITCHELL (6-2, 248, So.)**  
46 - Marshall Smith (5-10, 205, Sr.)

**MLB 39 - ANTHONY WILLIAMS (5-11, 220, Jr.)**  
64 - Jason Butler (6-1, 250, Sr.)

**SLB 44 - VASSAY MARC (6-2, 230, Sr.)**  
6 - Maurice Jones (6-2, 230, Fr.)

**SC 12 - ANTHONY HENRY (6-2, 200, Sr.)**  
20 - Kenny Robinson (5-10, 180, Fr.)

**FC 24 - GLENN DAVIS (5-11, 185, Sr.)**  
2 - Edwin Greene (5-11, 180, Sr.)

**SS 11 - ROY MANNS (5-11, 185, Sr.)**  
38 - Joe Morgan (5-10, 185, Sr.)

**FS 31 - JAY MIZE (5-11, 185, Sr.)**  
36 - John Miller (6-1, 185, Fr.)

### Specialists

**P 98 - DEVIN SANDERSON (6-4, 220, So.)**  
50 - Eric Schaum (6-1, 210, So.)


**PK 7 - BILL GRAMATICA (5-10, 180, Sr.)**

**SN 53 - RYAN BENJAMIN (6-2, 250, Sr.)**

**H 18 - KEVIN PATULLO (6-2, 190, Fr.)**  
13 - Mike Usry (6-4, 220, Sr.)

**PR 4 - DEANDREW RUBIN (6-0, 180, So.)**  
1 - Charlie Jackson (5-9, 165, Sr.)

**KR 1 - CHARLIE JACKSON (5-9, 165, Sr.)**  
4 - DEANDREW RUBIN (6-0, 180, So.)



# Troy State University

## Inside The SFL

Team	Standings			Pct.
	SFL	Pct.	Overall	
Jacksonville State	1-0	1.000	2-1	.667
Troy State	0-0	.000	3-0	1.000
Stephen F. Austin	0-0	.000	3-1	.750
McNeese State	0-0	.000	3-1	.750
Sam Houston State	0-0	.000	3-1	.750
Northwestern State	0-0	.000	2-1	.667
Southwest Texas	0-0	.000	1-2	.333
Nicholls State	0-1	.000	1-3	.250

### Last Week's Results

Jacksonville State 36, Samford 16  
 Sam Houston 38, Texas A&M-Kingsville 7  
 Western Illinois 44, Nicholls State 3  
 McNeese State 41, Alcorn State 12  
 Northern Iowa 37, Stephen F. Austin 30  
 Northwestern State 23, Louisiana-Lafayette 21

### This Week's Games (All times Central)

Nicholls State at Samford, 6 p.m.  
 Gardner-Webb at Northwestern State, 6 p.m.  
 Appalachian State at East Tennessee, 6 p.m.  
 Troy State at South Florida, 6:05 p.m.  
 Southwest Texas at Louisiana-Monroe, 7 p.m.  
 Alabama State at Southern, 7 p.m.

## SFL Players Of The Week (Sept. 23)

### OFFENSE

**Tony Taylor . RB . Northwestern State . Jr . 5-9 . 190 . Pineville, La.**  
 Taylor accounted for 250 all-purpose yards, including 179 rushing on 27 carries, in Northwestern's 23-21 win at Division I-A Louisiana-Lafayette. He also had five catches for 31 yards, including an 11-yarder on fourth-and-10 in the final minute to give the Demons a first down at the ULL 13. He accounted for 145 all-purpose yards in the team's final three possessions, which produced two touchdowns and a field goal.

### DEFENSE

**Natarsha James . FS . Jax State . Sr . 6-1 . 200 . Sylvester, Ga.**  
 James collected 16 tackles, including four for lost yardage in helping the Gamecocks defeat visiting Samford, 36-16, on Thursday.

### SPECIAL TEAMS

**Richard Daniels . WR . S.F. Austin . SR . 5-10 . 175 . Killeen, Texas**  
 Daniels established a Stephen F. Austin school record when he returned a kickoff 100 yards for a touchdown during a 37-30 loss at Northern Iowa. For the game, Daniels had three kickoff returns for 133 yards. His long return came with seven minutes left in the game, cutting the UNI lead to seven. SFA's previous record for longest kickoff return was 99 yards, accomplished on two different occasions, the last being by Jimmie Wright versus Texas Lutheran in 1976.

### OTHERS NOMINATED:

**Offense:** Jaron Dabney, SHSU; Freddy Lyons, SFA; Slade Nagle, McN; Rony Rogers, JSU. **Defense:** David Crocker, SFA; Hadley Prince, McN; Tommy Tull, SHSU. **Special Teams:** Markee Coleman, JSU; Keith Davis, SHSU; Charlie Hebert, McN; Terrence McGee, NWLa.

## TSU Last Time Out

### Troy State 62, Alabama State 19

**TROY, Ala.** - The top-ranked Troy State football team scored a school-record 31 first-quarter points, highlighted by Demontray Carter's 86-yard kickoff return for a touchdown, as the Trojans rolled up an impressive 462 yards total offense and blasted intrastate rival Alabama State 62-19 at Richard M. Scrushy Field.

Brock Nutter completed 20-of-34 passes for 292 yards and four touchdowns, and Carter finished with 222 all-purpose yards as the Trojans (3-0) won their ninth straight against the Hornets (1-2) before a record crowd of 21,316.

"You can't beat Alabama State the way we did tonight without a lot of guys making plays," Blakeney said. "We had a lot of guys make great effort."

The Trojans overcame a 6-0 deficit early after Darnell Kennedy's 84-yard pass to Kenard Williams started the scoring in motion for Alabama State just 1:01 into the game. Carter's 86-yard return on the ensuing kickoff forged the Trojans back on top for good, however.

Score by Quarters	1	2	3	4	Score
Alabama State (1-2)	16	6	0	0	19
#1 Troy State (3-0)	31	10	14	7	62

### SCORING SUMMARY:

#### First Quarter

ASU 13:59 Williams, Kenard 84 yd pass from Kennedy, Darnell (Kick failed)  
 TSU 13:42 Carter, Demontray 86 yd kickoff return (Tynes, Lawrence kick)  
 TSU 10:25 Tynes, Lawrence 22 yd field goal  
 TSU 05:37 Skipper, Heyward 4 yd pass from Nutter, Brock (Tynes kick)  
 TSU 04:37 Carter, Jonathan 7 yd pass from Nutter, Brock (Tynes kick)  
 TSU 03:35 Bozeman, Travis 19 yd interception return (Tynes kick)  
 ASU 02:43 Williams, Kenard 79 yd pass from Kennedy, Darnell (Lefebvre kick)

#### Second Quarter

ASU 13:55 Walker, AJ 18 yd fumble recovery (Lefebvre kick blocked)  
 TSU 07:25 Tynes, Lawrence 29 yd field goal, 10-52 3:19, ALST 19 - TSU 34  
 TSU 00:21 O'Brien, Daniel 11 yd pass from Nutter, Brock (Tynes kick)

#### Third Quarter

TSU 09:55 Carter, Jonathan 25 yd pass from Nutter, Brock (Tynes kick)  
 TSU 04:10 Black, LeBarron 6 yd run (Tynes, Lawrence kick)

#### Fourth Quarter

TSU 03:36 Justice, LaQuate 1 yd run (Tynes, Lawrence kick)

### TEAM STATISTICS

	ASU	TSU
FIRST DOWNS	12	25
RUSHES-YARDS (NET)	25-1	42-153
PASSING YDS (NET)	312	309
Passes Att-Comp-Int	38-16-5	35-21-0
TOTAL OFFENSE PLAYS-YARDS	63-311	77-462
Fumble Returns-Yards	1-18	0-0
Punt Returns-Yards	1-37	3-31
Kickoff Returns-Yards	10-184	4-124
Interception Returns-Yards	0-0	5-71
Punts (Number-Avg)	7-46.6	4-47.8
Fumbles-Lost	2-2	3-2
Penalties-Yards	9-75	8-73
Possession Time	24:47	35:13
Sacks By: Number-Yards	2-12	2-16

**RUSHING:** Alabama State-Ross, Renard 3-13; Howard, Adarnell 4-11; Franklin, Harold 2-4; Sager, Michael 1-1; Watson, Kenneth 1-1; Kennedy, Darnell 5-minus 3; Tate, Quavis 6-minus 6; Rollins, Charlie 1-minus 9; Williams, Kenard 2-minus 13. **Troy State-Carter, Demontra 12-79; Justice, LaQuate 11-42; Dunbar, Jabar 5-27; Black, LeBarron 8-22; Thomas, Wayne 3-9; Buttone, Thad 1-5; Nutter, Brock 2-minus 31.**

**PASSING:** Alabama State-Kennedy, Darnell 16-37-4-312; Macon, Tony 0-1-1-0. **Troy State-Nutter, Brock 20-34-0-292; Shirley, Ryan 1-1-0-17.**

**RECEIVING:** Alabama State-Williams, Kenard 5-192; Rollins, Charlie 4-47; Taylor, Kevin 2-44; Ross, Renard 2-17; Watson, Kenneth 1-6; Sager, Michael 1-5; Howard, Adarnell 1-1. **Troy State-Carter, Jonathan 7-111; Skipper, Heyward 5-45; Hill, David 2-55; Carter, Demontra 2-38; O'Brien, Daniel 2-27; Justice, LaQuate 1-17; Buttone, Thad 1-9; Black, LeBarron 1-7.**

# Troy State University

## Troy State In The Polls

### Sports Network Division I-AA College Football Poll (Sept. 18)

<u>Rk.</u>	<u>Team</u>	<u>Record</u>	<u>Points</u>	<u>Previous</u>	<u>This Week</u>
1.	Troy State (68)	3-0	2,109	1	at South Florida
2.	Georgia Southern (18)	3-1	1,995	2	VMI
3.	Youngstown State	3-0	1,902	3	at SW Missouri State
4.	Florida A&M (1)	4-0	1,812	4	Howard
5.	Portland State (4)	3-0	1,703	5	at Northern Arizona
6.	Furman (1)	4-0	1,699	6	Western Carolina
7.	Appalachian State	2-1	1,685	8	at East Tennessee State
8.	Delaware (2)	4-0	1,673	7	Northeastern
9.	Montana	3-1	1,445	9	at Eastern Washington
10.	Hofstra	3-1	1,300	12	at Massachusetts
11.	Massachusetts	2-1	1,203	11	Hofstra
12.	Western Illinois	3-1	1,147	15	Indiana State
13.	Villanova	3-1	969	16	OPEN
14.	Stephen F. Austin	3-1	783	10	OPEN
15.	Northwestern State	2-1	775	19	Gardner-Webb
16.	James Madison	2-1	698	18	New Hampshire
17.	Northern Arizona	2-1	612	17	Portland State
18.	Eastern Washington	3-1	539	22	at Montana
19.	Richmond	2-1	502	20	at Arkansas State
20.	Lehigh	3-0	444	21	Cornell
21.	Eastern Kentucky	2-1	408	14	SE Missouri State
22.	North Carolina A&T	2-1	370	13	Norfolk State
23.	New Hampshire	4-0	337	25	at James Madison
24.	Western Kentucky	3-0	284	24	at Murray State
25.	Northern Iowa	2-2	194	NR	Illinois State

**Dropped Out:** No. 23 Illinois State

**Others receiving votes (in order of points, minimum of five required):** Jackson State, McNeese State, Illinois State, Northeastern, Tennessee Tech, Eastern Illinois, Hampton, Texas Southern, Sam Houston State, Bethune-Cookman, Grambling, Idaho State, Arkansas-Pine Bluff, Murray State, Elon, Colgate

### USA Today/ESPN Division I-AA College Football Poll (Sept. 18)

<u>Rk.</u>	<u>Team</u>	<u>Record</u>	<u>Points</u>	<u>Previous</u>	<u>This Week</u>
1.	Troy State (21)	(3-0)	688	1	at South Florida
2.	Georgia Southern (4)	(3-1)	650	2	VMI
3.	Youngstown State	(3-0)	616	3	at SW Missouri State
4.	Florida A&M	(4-0)	595	4	Howard
5.	Appalachian State (1)	(2-1)	545	5	at East Tennessee State
6.	Delaware	(4-0)	542	7	Northeastern
7.	Furman	(4-0)	541	6	Western Carolina
8.	Portland State (2)	(3-0)	537	8	at Northern Arizona
9.	Montana	(2-1)	451	9	at Eastern Washington
10.	Hofstra	(3-1)	415	12	at Massachusetts
11.	Western Illinois	(3-1)	361	16	Indiana State
12.	Massachusetts	(2-1)	360	11	Hofstra
13.	Stephen F. Austin	(3-1)	306	10	OPEN
14.	Villanova	(3-1)	267	17	OPEN
15.	James Madison	(2-1)	252	18	New Hampshire
16.	Northern Arizona	(2-1)	202	15	Portland State
17.	(tie) Northwestern State	(2-1)	198	NR	Gradner-Webb
17.	(tie) Lehigh	(3-0)	198	19	Cornell
19.	Eastern Washington	(3-1)	154	22	at Montana
20.	Eastern Kentucky	(2-1)	145	13	SE Missouri State
21.	Richmond	(2-1)	138	21	at Arkansas State
22.	(tie) North Carolina A&T	(2-1)	132	14	Norfolk State
22.	(tie) Jackson State	(3-1)	132	24	at Alabama State
24.	Northern Iowa	(2-2)	129	23	Illinois State
25.	Western Kentucky	(3-0)	94	NR	at Murray State

**Dropped Out:** No. 24 South Florida

**Others Receiving Votes:** Texas Southern 73, New Hampshire 67, Eastern Ill 61, South Florida 47, Sam Houston St 46, Illinois St 34, Ark Pine Bluff 32, Mcneese St 30, Tennessee Tech 17, Hampton 17, Elon College 9, Colgate 7, Northeastern 6, Idaho St 3, Sacramento St. 1, Jacksonville St 1, Chattanooga 1.

# Troy State University

## Troy State Starting Lineups By Game

OFFENSE	WR	TE	LT	LG	C	RG	RT	WR	QB	TB	FB
at Alabama A&M	Skipper	Moore	Curington	McAlley	Caruthers	Harrison	Thomas	J. Carter	Nutter	Dunbar	Buttone
at Appalachian State	Skipper	Moore	Curington	McAlley	Caruthers	Harrison	Thomas	J. Carter	Nutter	D. Carter	Buttone
Alabama State	Skipper	Moore	Curington	McAlley	Caruthers	Harrison	Thomas	J. Carter	Nutter	D. Carter	Buttone
at South Florida	-	-	-	-	-	-	-	-	-	-	-
at Northwestern State	-	-	-	-	-	-	-	-	-	-	-
Southwest Texas	-	-	-	-	-	-	-	-	-	-	-
at Sam Houston State	-	-	-	-	-	-	-	-	-	-	-
Nicholls State	-	-	-	-	-	-	-	-	-	-	-
at Stephen F. Austin	-	-	-	-	-	-	-	-	-	-	-
McNeese State	-	-	-	-	-	-	-	-	-	-	-
at Jacksonville State	-	-	-	-	-	-	-	-	-	-	-
DEFENSE	RE	RT	LT	LE	SLB	MLB	WLB	RC	SS	FS	LC
at Alabama A&M	Betts	Gamboa	Umenyiora	Marable	Colbert	Yamini	McClain	Jackson	Thompson	Bozeman	Reed
at Appalachian State	Betts	D. Williams	Knight	Marable	Colbert	Yamini	McClain	Jackson	Thompson	Bozeman	Reed
Alabama State	Betts	D. Williams	Knight	Marable	Colbert	Yamini	McClain	Jackson	Thompson	Bozeman	Reed
at South Florida	-	-	-	-	-	-	-	-	-	-	-
at Northwestern State	-	-	-	-	-	-	-	-	-	-	-
Southwest Texas	-	-	-	-	-	-	-	-	-	-	-
at Sam Houston State	-	-	-	-	-	-	-	-	-	-	-
Nicholls State	-	-	-	-	-	-	-	-	-	-	-
at Stephen F. Austin	-	-	-	-	-	-	-	-	-	-	-
McNeese State	-	-	-	-	-	-	-	-	-	-	-
at Jacksonville State	-	-	-	-	-	-	-	-	-	-	-

## Troy State Game-by-Game Statistical Leaders

OPPONENT	PASSING	RUSHING	RECEIVING
at Alabama A&M	Brock Nutter (25-13-1, 179 yds, 2 TD)	Thad Buttone (14 carries, 88 yds)	J. Carter/Skipper (5/2 rec., 67 yds, TD)
at Appalachian State	Brock Nutter (26-16-0, 332 yds, 2 TD)	Demontray Carter (10 car, 102 yds, TD)	Demontray Carter (4 rec, 153 yds, 2 TD)
Alabama State	Brock Nutter (34-20-0, 292 yds, 4 TD)	Demontray Carter (12 car, 79 yds)	Jonathan Carter (7 rec, 111 yds, 2 TD)
at South Florida	-	-	-
at Northwestern State	-	-	-
Southwest Texas	-	-	-
at Sam Houston State	-	-	-
Nicholls State	-	-	-
at Stephen F. Austin	-	-	-
McNeese State	-	-	-
at Jacksonville State	-	-	-
OPPONENT	TACKLES	SACKS	ALL-PURPOSE
at Alabama A&M	Naazir Yamini (10)	Marable/Yamini (1)	Thad Buttone (88 rush, 12 rec, 100 total)
at Appalachian State	Nick Colbert (12)	Tony Ford (1)	D. Carter (102 rsh, 153 rec, 54 ret, 309 total)
Alabama State	G. Williams/McClain (5)	Betts/Colbert (1)	D. Carter (79 rush, 38 rec, 105 ret, 222 total)
at South Florida	-	-	-
at Northwestern State	-	-	-
Southwest Texas	-	-	-
at Sam Houston State	-	-	-
Nicholls State	-	-	-
at Stephen F. Austin	-	-	-
McNeese State	-	-	-
at Jacksonville State	-	-	-

# Troy State University

## Troy State In The Polls

Week	Sports Network	ESPN/USA Today
Preseason	3	4
Sept. 4	2	4
Sept. 11	1	1
Sept. 18	1	1
Sept. 25	1	1
Oct. 2	-	-
Oct. 9	-	-
Oct. 16	-	-
Oct. 23	-	-
Oct. 30	-	-
Nov. 6	-	-
Nov. 13	-	-
Nov. 20	-	-
Nov. 27	-	-
Final	-	-

## Turning TOs Into Points

### TROY STATE

Opponent	Turnovers	Pts.
at Ala. A&M	3	6
at App. St.	1	0
Ala. St.	7	30
at S. Fla.	-	-
at NW St.	-	-
SW Texas	-	-
at SH St.	-	-
Nicholls State	-	-
at SF Austin	-	-
McNeese St.	-	-
Jax St.	-	-
<b>TOTAL</b>	<b>11</b>	<b>36</b>

### OPPONENTS

Opponent	Turnovers	Pts.
at Ala. A&M	2	0
at App. St.	1	6
Ala. St.	2	6
at S. Fla.	-	-
at NW St.	-	-
SW Texas	-	-
at SH St.	-	-
Nicholls State	-	-
at SF Austin	-	-
McNeese St.	-	-
Jax St.	-	-
<b>TOTAL</b>	<b>5</b>	<b>12</b>

## In The Red Zone

### Troy State

OPPONENT	Inside 20	Scores	Total Pts.	TDs(Rush/Pass)	FGM/FGA
at Alabama A&M	3	1	7	1/0	0/0
at Appalachian State	3	3	13	1/0	2/2
Alabama State	9	7	41	2/3	2/3
at South Florida	-	-	-	-	-
at Northwestern State	-	-	-	-	-
Southwest Texas	-	-	-	-	-
at Sam Houston State	-	-	-	-	-
Nicholls State	-	-	-	-	-
at Stephen F. Austin	-	-	-	-	-
McNeese State	-	-	-	-	-
at Jacksonville State	-	-	-	-	-
<b>TOTAL</b>	<b>15</b>	<b>11</b>	<b>61</b>	<b>4/3</b>	<b>4/5</b>

### Opponents

OPPONENT	Inside 20	Scores	Total Pts.	TDs(Rush/Pass)	FGM/FGA
at Alabama A&M	0	0	0	0/0	0/0
at Appalachian State	3	3	16	0/2	1/1
Alabama State	0	0	0	0/0	0/0
at South Florida	-	-	-	-	-
at Northwestern State	-	-	-	-	-
Southwest Texas	-	-	-	-	-
at Sam Houston State	-	-	-	-	-
Nicholls State	-	-	-	-	-
at Stephen F. Austin	-	-	-	-	-
McNeese State	-	-	-	-	-
at Jacksonville State	-	-	-	-	-
<b>TOTAL</b>	<b>3</b>	<b>3</b>	<b>16</b>	<b>0/2</b>	<b>1/1</b>

## Offensive Line Grades

### (GRADE-PLAYS-KNOCKDOWN BLOCKS)

OPPONENT	Carruthers	Curington	Harrison	McAliley	Thomas
at Alabama A&M	88-56-14	77-35-2	75-51-11	74-42-10	74-67-14
at Appalachian State	89-62-6	89-59-5	83-60-10	80-19-0	80-66-5
Alabama State	95-62-18	88-49-7	88-40-11	88-38-7	89-62-6
at South Florida	-	-	-	-	-
at Northwestern State	-	-	-	-	-
Southwest Texas	-	-	-	-	-
at Sam Houston State	-	-	-	-	-
Nicholls State	-	-	-	-	-
at Stephen F. Austin	-	-	-	-	-
McNeese State	-	-	-	-	-
at Jacksonville State	-	-	-	-	-
OPPONENT	Lee	Jordan	Maddox	Garmon	McCord
at Alabama A&M	75-18-3	81-46-12	71-36-4	DNP	DNP
at Appalachian State	DNP	89-58-10	60-7-0	DNP	DNP
Alabama State	85-29-4	88-43-9	83-33-6	80-20-2	80-20-4
at South Florida	-	-	-	-	-
at Northwestern State	-	-	-	-	-
Southwest Texas	-	-	-	-	-
at Sam Houston State	-	-	-	-	-
Nicholls State	-	-	-	-	-
at Stephen F. Austin	-	-	-	-	-
McNeese State	-	-	-	-	-
at Jacksonville State	-	-	-	-	-

# Troy State University

## TSU Players Of The Week

Week Athlete Honored By  
 Sept. 9 Demontray Carter SFL Offensive

## TSU In The Sagarin Rankings

The Sagarin Ratings are produced weekly by Jeff Sagarin, who has designed the software to provide an unbiased ranking for college football. The rankings include Division I-A and I-AA teams.

The SCHEDULE ratings represent the average schedule difficulty faced by each team in the games that it has played so far. The schedule difficulty of a given game takes into account the rating of the opponent and the location of the game.

In COLLEGE FOOTBALL the W-L records include ALL games, but ONLY games between the 241 TEAMS RATED here are used for RATING and SCHEDULE STRENGTH computations.

Week	Rk	Sked Rk	Pts
Sept. 4	119	144	55.44
Sept. 11	88	136	63.06
Sept. 18	89	187	61.83
Sept. 25	86	165	63.83
Oct. 2	-	-	-
Oct. 9	-	-	-
Oct. 16	-	-	-
Oct. 23	-	-	-
Oct. 30	-	-	-
Nov. 6	-	-	-
Nov. 13	-	-	-
Nov. 20	-	-	-
Nov. 27	-	-	-
Final	-	-	-

### Southland Football League Rank

Week	Rk	Sked Rk
Sept. 4	16	19
Sept. 11	17	16
Sept. 18	16	15
Sept. 25	16	16
Oct. 2	-	-
Oct. 9	-	-
Oct. 16	-	-
Oct. 23	-	-
Oct. 30	-	-
Nov. 6	-	-
Nov. 13	-	-
Nov. 20	-	-
Nov. 27	-	-
Final	-	-

## Quarterly Breakdown

### 3RD-DOWN CONVERSIONS

Date	Opponent	Overall	1Q	2Q	3Q	4Q	OT
9/2	at Alabama A&M	3-15 (20%)	0-2 (0%)	1-5 (20%)	0-3 (0%)	2-5 (40%)	0-0 (0%)
9/9	at Appalachian State	4-15 (26.7%)	1-3 (33.3%)	0-2 (0%)	1-5 (20%)	2-5 (40%)	0-0 (0%)
9/16	Alabama State	6-13 (46.2%)	1-3 (33%)	1-4 (25%)	2-3 (67%)	2-3 (67%)	0-0 (0%)
9/30	at South Florida	-	-	-	-	-	-
10/7	at NW State	-	-	-	-	-	-
10/14	Southwest Texas	-	-	-	-	-	-
10/21	at Sam Houston State	-	-	-	-	-	-
10/28	Nicholls State	-	-	-	-	-	-
11/4	at Stephen F. Austin	-	-	-	-	-	-
11/11	McNeese State	-	-	-	-	-	-
11/18	at Jacksonville State	-	-	-	-	-	-
<b>Troy State</b>		<b>13-43 (30.2%)</b>	<b>2-8(25%)</b>	<b>2-11(18%)</b>	<b>3-11(27%)</b>	<b>6-13 (46%)</b>	<b>0-0 (0%)</b>
<b>Opponents</b>		<b>10-46 (21.7%)</b>	<b>5-15(33%)</b>	<b>2-12(17%)</b>	<b>2-10(20%)</b>	<b>1-9 (11%)</b>	<b>0-0 (0%)</b>

### 4TH-DOWN CONVERSIONS

Date	Opponent	Overall	1Q	2Q	3Q	4Q	OT
Sept. 2	at Alabama A&M	0-1 (0%)	0-0 (0%)	0-0 (0%)	0-0 (0%)	0-1 (0%)	0-0 (0%)
9/9	at Appalachian State	0-1 (0%)	0-0 (0%)	0-0 (0%)	0-0 (0%)	0-1 (0%)	0-0 (0%)
9/16	Alabama State	0-0 (0%)	0-0 (0%)	0-0 (0%)	0-0 (0%)	0-0 (0%)	0-0 (0%)
9/30	at South Florida	-	-	-	-	-	-
10/7	at NW State	-	-	-	-	-	-
10/14	Southwest Texas	-	-	-	-	-	-
10/21	at Sam Houston State	-	-	-	-	-	-
10/28	Nicholls State	-	-	-	-	-	-
11/4	at Stephen F. Austin	-	-	-	-	-	-
11/11	McNeese State	-	-	-	-	-	-
11/18	at Jacksonville State	-	-	-	-	-	-
<b>Troy State</b>		<b>0-2 (0%)</b>	<b>0-0 (0%)</b>	<b>0-0 (0%)</b>	<b>0-0 (0%)</b>	<b>0-2 (0%)</b>	<b>0-0 (0%)</b>
<b>Opponents</b>		<b>1-3 (33%)</b>	<b>1-2 (50%)</b>	<b>0-1 (0%)</b>	<b>0-0 (0%)</b>	<b>0-0 (0%)</b>	<b>0-0 (0%)</b>

### TIME OF POSSESSION

Date	Opponent	Overall	1Q	2Q	3Q	4Q	OT
Sept. 2	at Alabama A&M	36:12	6:42	10:08	9:36	9:46	0:00
9/9	at Appalachian State	29:01	6:59	5:20	8:08	8:34	0:00
9/16	Alabama State	35:13	7:22	8:58	9:58	8:55	0:00
9/30	at South Florida	-	-	-	-	-	-
10/7	at NW State	-	-	-	-	-	-
10/14	Southwest Texas	-	-	-	-	-	-
10/21	at Sam Houston State	-	-	-	-	-	-
10/28	Nicholls State	-	-	-	-	-	-
11/4	at Stephen F. Austin	-	-	-	-	-	-
11/11	McNeese State	-	-	-	-	-	-
11/18	at Jacksonville State	-	-	-	-	-	-
<b>Troy State</b>		<b>100:26</b>	<b>21:03</b>	<b>24:26</b>	<b>27:42</b>	<b>27:15</b>	<b>0:00</b>
<b>Average</b>		<b>33:28</b>	<b>7:01</b>	<b>8:08</b>	<b>9:14</b>	<b>9:05</b>	<b>0:00</b>
<b>Opponents</b>		<b>79:34</b>	<b>23:57</b>	<b>20:34</b>	<b>17:18</b>	<b>17:45</b>	<b>0:00</b>
<b>Average</b>		<b>26:32</b>	<b>7:59</b>	<b>6:51</b>	<b>5:46</b>	<b>5:55</b>	<b>0:00</b>

# Troy State University

## Troy State Numerical Roster

#	Name	Pos	Ht	Wt	Yr	Hometown/High School/Other	#	Name	Pos	Ht	Wt	Yr	Hometown/High School/Other
1	CARTER, Demontray	TB	5-10	191	Jr.	Pensacola, Fla.	48	WHITE, Freeman	DB	5-9	175	Fr.	Birmingham, Ala./Venonah HS
2	CARTER, Jonathan	WR	6-0	182	Sr.	Lineville, Ala./Lineville HS	49	ANSLEY, Derrick	DB	6-2	175	Fr.	Tallassee, Ala./Tallassee HS
3	SKIPPER, Heyward	WR	6-0	182	So.	Baxley, Ga./Appling Cnty HS	51	HARPER, Ronald	WR	6-1	175	Fr.	Prattville, Ala./Prattville HS
4	SEARS, Corey	LB	6-1	219	Jr.	Montgomery, Ala./Lee HS/S. Miss	52	CARRUTHERS, Blake	OL	6-2	283	5/Sr.	Norman Park, Ga./Colquitt/Auburn
5	ARCHIE, Chris	DB	6-1	166	Sr.	Milton, Fla./Milton HS	53	HARPER, Chaz	DB	5-9	190	Fr.	Stone Mtn, Ga./Chamblee HS
6	BETTERSON, DeWhitt	TB	6-0	201	Fr.	Starke, Fla./Bradford Cnty HS	55	JORDAN, Rodney	OL	6-5	291	So.	Goshen, Ala./Goshen HS
7	BYNUM, Derek	QB	6-1	203	So.	Enterprise, Ala./Enterprise HS	56	JONES, Keith	PK/P	6-2	220	So.	Millbrook, Ala./Starhope Emore HS
9	COLBERT, Nick	LB	6-3	234	5/Sr.	Enterprise, Ala./Enterprise HS	57	GARMON, Trent	C	6-2	309	So.	Gadsden, Ala./Etowah HS/Army
10	TYNES, Lawrence	PK	6-1	183	5/Sr.	Milton, Fla./Milton HS	59	HOLLOWAY, Jimmy	DL	6-1	250	So.	Eufaula, Ala./Eufaula HS/S. Miss
11	NUTTER, Brock	QB	6-1	208	Jr.	Hoover, Ala./Hoover HS	60	MILLINER, Lee	OL	6-2	270	Fr.	Enterprise, Ala./Enterprise HS
12	THOMPSON, Antonio	DB	5-9	185	Sr.	Apopka, Fla./Apopka HS	61	LEE, Robin	OL	6-2	289	So.	Vandave, Miss./Vandave HS
13	MOORE, Adrian	TE	6-1	230	So.	Oxford, Ala./Oxford HS	62	MADDOX, Johnny	OL	6-3	271	So.	Clarksdale, Miss./Clarksdale HS
14	SHIRLEY, Ryan	QB	5-9	177	5/Sr.	Gordo, Ala./Gordo HS	63	McCORD, Oliver	OL	6-6	275	So.	Trenton, Ga./Dade Cnty HS
15	HILL, David	WR	6-2	189	5/Sr.	Eufaula, Ala./Eufaula HS/Auburn	67	WALLS, Lee	OL	6-5	305	So.	Valley, Ala./Valley HS
16	REED, Rayshun	DB	5-10	184	So.	Phenix City, Ala./Russell Cnty HS	68	ARMBRESTER, Matt	OL	6-2	280	Sr.	Talladega, Ala./Talladega HS
17	JOYNER, Uyl	QB	6-2	182	Fr.	Albany, Ga./Dougherty Cnty HS	69	HARRISON, Brent	OL/TE	6-3	250	5/Sr.	Enterprise, Ala./Enterprise HS
18	BEARDEN, Hansell	QB	6-1	190	Fr.	Cairo, Ga./Cairo HS	70	TURNER, Jason	DL	6-2	268	Fr.	Atlanta, Ga./Grady HS
19	COLQUITT, Calvin	DB	5-11	185	Fr.	Atlanta, Ga./Grady HS	71	CURINGTON, Stan	OL	6-7	286	So.	Ashburn, Ga./Tift Area HS
20	YOUNG, Donny	LB	5-9	192	So.	Quincy, Fla./Shanks HS	72	UMENYIORA, Osi	DL	6-4	270	So.	Auburn, Ala./Auburn HS
21	BOZEMAN, Travis	DB	5-10	178	So.	Wetumpka, Ala./Wetumpka HS	74	THOMAS, Charles	OL	6-4	292	Sr.	Forest Park, Ga./Forest Park HS
22	MACK, Chris	DB	5-11	180	Jr.	Enterprise, Ala./Daleville HS	75	ELLIS, Obed	OL	6-3	275	So.	Wetumpka, Ala./Wetumpka HS
23	ANDERSON, Dax	FB	6-2	225	Jr.	Crestview, Fla./Crestview HS	76	HALL, Branden	OL	6-4	300	Fr.	Auburn, Ala./Auburn HS
25	BOLTON, Jerry	LB	5-10	223	So.	Laurel, Miss./NE Jones HS/Miss. St.	77	HOLT, Jamaal	DL	6-1	265	Fr.	Quincy, Fla./Shanks HS
26	OATES, Neal Jr.	DB	5-11	185	Fr.	Florala, Ala./Florala HS	78	THOMAS, Eric	DL	6-1	250	Fr.	Atlanta, Ga./Westlake HS
27	JACKSON, Deiric	DB	5-8	179	So.	Gainesville, Fla./Gainesville HS	79	McALILEY, Brent	OL	6-3	308	Sr.	Niceville, Fla./Niceville HS
29	RICHARDSON, Jermaine	TB	5-10	180	Fr.	Pensacola, Fla./Pensacola HS	80	LUCAS, Chad	WR	6-2	175	Fr.	Tuskegee, Ala./B.T. Washington HS
30	THOMAS, Wayne	TB	5-11	190	Jr.	Dothan, Ala./DHS/Alabama	81	VENISEE, Thomie	WR	6-1	202	So.	Albany, Ga./Dougherty Cnty HS
31	SIMMONS, Carl	DB	5-9	179	Jr.	Lineville, Ala./Lineville HS	82	WADE, Walter	WR	5-10	176	Sr.	Opp, Ala./Carroll City HS
32	WILLIAMS, Gordon	LB	6-1	205	So.	Miami, Fla./Southridge HS	83	TOMLIN, Jonathan	TE	6-3	228	So.	Auburn, Ala./Auburn HS
33	BLACK, LeBarron	TB	5-10	205	So.	Springfield, Fla./Rutherford HS	84	DAY, Chris	WR	6-1	185	Fr.	Birmingham, Ala./Venonah HS
35	COX, Chris	DB	5-9	175	So.	Melbourne, Fla./Eau Gallie HS	85	CYGANIEWICZ, Andrew	WR	6-2	180	Fr.	Marietta, Ga./Wheeler HS
36	JACKSON, Michael	LB	5-11	210	Fr.	Quincy, Fla./Shanks HS	86	PHILLIPS, Cedric	TE	6-3	230	Fr.	Roanoke, Ala./Handley HS
37	DUNBAR, Jabar	TB	5-9	188	5/Sr.	Thomasville, Ga./Central HS	87	O'BRIEN, Daniel	WR	6-2	180	Jr.	Spartanburg, S.C./Broome/Middle Ga.
38	PHILYAW, David	DB	5-9	185	So.	Atlanta, Ga./North Clayton HS	90	BOSTIAN, Donnie	OL	6-6	305	Fr.	Warner Robins, Ga./WRHS
39	JUSTICE, LaQuateus	FB	5-10	232	So.	Opp, Ala./Opp HS	91	FORD, Tony	DL	6-1	250	5/Sr.	Tuscaloosa, Ala./Holt HS
40	ALLEN, Matt	P	6-4	246	5/Sr.	Montgomery, Ala./Calvary Chr.	92	MARABLE, Vernon	DL	6-2	260	Jr.	Ashland, Ala./Clay Cnty HS
41	FARMER, Robby	LB	6-2	210	Fr.	Hayden, Ala./Hayden HS	93	GAMBOA, Jose	DL	6-1	275	So.	Crestview, Fla./Crestview HS
42	KNIGHT, Byron	DL	5-11	265	So.	Abbeville, Ala./Abbeville HS	94	BETTS, Tim	DL	6-2	231	5/Sr.	Pensacola, Fla./PHS/S. Carolina
43	LESLEY, Jordan	LB	6-3	225	Fr.	Fulton, Miss./Tawamba HS	95	JONES, Chris	DL	6-2	230	So.	Leesburg, Ga./Lee Cnty HS
44	BUTTON, Thad	FB	6-0	250	Sr.	Atlanta, Ga./Therrell HS	96	WILLIAMS, Davern	DL	6-3	289	So.	Montgomery, Ala./J.D. HS/Auburn
45	McCLAIN, Jimmy	LB	6-1	230	Jr.	Enterprise, Ala./Enterprise HS	97	STENNIS, Carlos	DL	6-2	271	Sr.	Meridian, Miss./MHS/Alabama
46	YAMINI, Naazir	LB	5-11	234	So.	Atlanta, Ga./Lakeside HS	98	McQUEEN, Dewayne	DL	6-3	296	Jr.	Evergreen, Ala./Hillcrest HS
47	BOTELER, Drew	PK/P	5-8	165	Fr.	Florence, Miss./Simpson Cnty Ac.	99	FELTON, Shelton	DL	6-2	250	So.	Cordele, Ga./Crisp Cnty HS

## Troy State Alphabetical Roster

No.	Name	Pos.	No.	Name	Pos.	No.	Name	Pos.	No.	Name	Pos.
40	ALLEN, Matt	P	85	CYGANIEWICZ, A.	WR	39	JUSTICE, LaQuateus	FB	14	SHIRLEY, Ryan	QB
23	ANDERSON, Dax	FB	84	DAY, Chris	WR	42	KNIGHT, Byron	DL	31	SIMMONS, Carl	DB
49	ANSLEY, Derrick	DB	37	DUNBAR, Jabar	TB	61	LEE, Robin	OL	3	SKIPPER, Heyward	WR
5	ARCHIE, Chris	DB	75	ELLIS, Obed	OL	43	LESLEY, Jordan	LB	97	STENNIS, Carlos	DL
68	ARMBRESTER, Matt	OL	41	FARMER, Robby	LB	80	LUCAS, Chad	WR	74	THOMAS, Charles	OL
18	BEARDEN, Hansell	QB	99	FELTON, Shelton	DL	22	MACK, Chris	DB	78	THOMAS, Eric	DL
6	BETTERSON, DeWhitt	TB	91	FORD, Tony	DL	62	MADDOX, Johnny	OL	30	THOMAS, Wayne	TB
94	BETTS, Tim	DL	93	GAMBOA, Jose	DL	92	MARABLE, Vernon	DL	12	THOMPSON, Antonio	DB
33	BLACK, LeBarron	TB	57	GARMON, Trent	OL	79	McALILEY, Brent	OL	83	TOMLIN, Jonathan	TE
25	BOLTON, Jerry	LB	76	HALL, Branden	OL	45	McCLAIN, Jimmy	LB	70	TURNER, Jason	DL
90	BOSTIAN, Donnie	OL	53	HARPER, Chaz	DB	63	McCORD, Oliver	OL	10	TYNES, Lawrence	PK
47	BOTELER, Drew	PK/P	51	HARPER, Ronald	WR	98	McQUEEN, Dewayne	DL	72	UMENYIORA, Osi	DL
21	BOZEMAN, Travis	DB	69	HARRISON, Brent	OL	60	MILLINER, Lee	OL	81	VENISEE, Thomie	WR
44	BUTTON, Thad	FB	15	HILL, David	WR	13	MOORE, Adrian	TE	82	WADE, Walter	WR
7	BYNUM, Derek	QB	59	HOLLOWAY, Jimmy	DL	11	NUTTER, Brock	QB	67	WALLS, Lee	OL
52	CARRUTHERS, Blake	OL	77	HOLT, Jamaal	DL	26	OATES, Neal Jr.	DB	48	WHITE, Freeman	DB
1	CARTER, Demontray	TB	27	JACKSON, Deiric	DB	87	O'BRIEN, Daniel	WR	96	WILLIAMS, Davern	DL
2	CARTER, Jonathan	WR	36	JACKSON, Michael	LB	86	PHILLIPS, Cedric	TE	32	WILLIAMS, Gordon	LB
9	COLBERT, Nick	LB	95	JONES, Chris	DL	38	PHILYAW, David	DB	46	YAMINI, Naazir	LB
19	COLQUITT, Calvin	DB	56	JONES, Keith	PK/P	16	REED, Rayshun	DB	20	YOUNG, Donny	LB
35	COX, Chris	DB	55	JORDAN, Rodney	OL	29	RICHARDSON, Jermaine	TB			
71	CURINGTON, Stan	OL	17	JOYNER, Uyl	QB	4	SEARS, Corey	LB			

# Troy State University

## Troy State Positional Roster

### DEFENSIVE BACKS

# Name	Pos	Ht	Wt	Yr	Hometown/High School/Other
5 ARCHIE, Chris	SS	6-1	166	Sr.	Milton, Fla/Milton HS
12 THOMPSON, Antonio	SS	5-9	185	Sr.	Apopka, Fla/Apopka HS
16 REED, Rayshun	CB	5-10	184	So.	Phenix City, Ala/Russell Cnty HS
19 COLQUITT, Calvin	CB	5-11	185	Fr.	Atlanta, Ga/Grady HS
21 BOZEMAN, Travis	FS	5-10	178	So.	Wetumpka, Ala/Wetumpka HS
22 MACK, Chris	CB	5-11	180	Jr.	Enterprise, Ala/Daleville HS
26 OATES, Neal Jr.	SS	5-11	185	Fr.	Floral, Ala/Floral HS
27 JACKSON, Deiric	CB	5-8	179	So.	Gainesville, Fla/Gainesville HS
31 SIMMONS, Carl	CB	5-9	179	Jr.	Lineville, Ala/Lineville HS
35 COX, Chris	SS	5-9	175	So.	Melbourne, Fla/Eau Gallie HS
38 PHILYAW, David	CB	5-9	185	So.	Atlanta, Ga/North Clayton HS
48 WHITE, Freeman	CB	5-9	175	Fr.	Birmingham, Ala/Wenonah HS
49 ANSLEY, Derrick	FS	6-2	175	Fr.	Tallassee, Ala/Tallassee HS
53 HARPER, Chaz	CB	5-9	190	Fr.	Stone Mtn, Ga/Chamblee HS

### DEFENSIVE LINEMEN

# Name	Pos	Ht	Wt	Yr	Hometown/High School/Other
42 KNIGHT, Byron	DL	5-11	265	So.	Abbeville, Ala/Abbeville HS
59 HOLLOWAY, Jimmy	DE	6-1	250	So.	Eufaula, Ala/Eufaula HS/S. Miss
70 TURNER, Jason	DL	6-2	268	Fr.	Atlanta, Ga/Grady HS
72 UMENYIORA, Osi	DL	6-4	270	So.	Auburn, Ala/Auburn HS
77 HOLT, Jamaal	DL	6-1	265	Fr.	Quincy, Fla/Shanks HS
78 THOMAS, Eric	DL	6-1	250	Fr.	Atlanta, Ga/Westlake HS
91 FORD, Tony	DE	6-1	250	5/Sr.	Tuscaloosa, Ala/Holt HS
92 MARABLE, Vernon	DE	6-2	260	Jr.	Ashland, Ala/Clay Cnty HS
93 GAMBOA, Jose	DL	6-1	275	So.	Crestview, Fla/Crestview HS
94 BETTS, Tim	DE	6-2	231	5/Sr.	Pensacola, Fla/PHSS. Carolina
95 JONES, Chris	DL	6-2	230	So.	Leesburg, Ga/Lee Cnty HS
96 WILLIAMS, Davern	DL	6-3	289	So.	Montgomery, Ala/J.D. HS/Auburn
97 STENNIS, Carlos	DL	6-2	271	Sr.	Meridian, Miss/MHSAlabama
98 McQUEEN, Dewayne	DL	6-3	296	Jr.	Evergreen, Ala/Hillcrest HS
99 FELTON, Shelton	DE	6-2	250	So.	Cordele, Ga/Crisp Cnty HS

### KICKERS

# Name	Pos	Ht	Wt	Yr	Hometown/High School/Other
10 TYNES, Lawrence	PK	6-1	183	5/Sr.	Milton, Fla/Milton HS
40 ALLEN, Matt	P	6-4	246	5/Sr.	Montgomery, Ala/Calvary Chr.
47 BOTELER, Drew	PK/P	5-8	165	Fr.	Florence, Miss/Simpson Cnty Ac.
56 JONES, Keith	PK/P	6-2	220	So.	Millbrook, Ala/Sanhope Emore HS

### LINEBACKERS

# Name	Pos	Ht	Wt	Yr	Hometown/High School/Other
4 SEARS, Corey	LB	6-1	219	Jr.	Montgomery, Ala/Lee HS/S. Miss
9 COLBERT, Nick	LB	6-3	234	5/Sr.	Enterprise, Ala/Enterprise HS
20 YOUNG, Donny	LB	5-9	192	So.	Quincy, Fla/Shanks HS
25 BOLTON, Jerry	LB	5-10	223	So.	Laurel, Miss/NE Jones HS/Miss. St.
32 WILLIAMS, Gordon	LB	6-1	205	So.	Miami, Fla/Southridge HS
36 JACKSON, Michael	LB	5-11	210	Fr.	Quincy, Fla/Shanks HS
41 FARMER, Robby	LB	6-2	210	Fr.	Hayden, Ala/Hayden HS
43 LESLEY, Jordan	LB	6-3	225	Fr.	Fulton, Miss/Itawamba HS
45 McClain, Jimmy	LB	6-1	230	Jr.	Enterprise, Ala/Enterprise HS
46 YAMINI, Naazir	LB	5-11	234	So.	Atlanta, Ga/Lakeside HS

### OFFENSIVE LINEMEN

# Name	Pos	Ht	Wt	Yr	Hometown/High School/Other
52 CARRUTHERS, Blake	OL	6-2	283	5/Sr.	Norman Park, Ga/Colquitt/Auburn
55 JORDAN, Rodney	OL	6-5	291	So.	Goshen, Ala/Goshen HS
57 GARMON, Trent	OL	6-2	309	So.	Gadsden, Ala/Etowah HS/Army
60 MILLINER, Lee	OL	6-2	270	Fr.	Enterprise, Ala/Enterprise HS
61 LEE, Robin	OL	6-2	289	So.	Vandeventer, Miss/Vandeventer HS
62 MADDOX, Johnny	OL	6-3	271	So.	Clarksdale, Miss/Clarksdale HS
63 McCORD, Oliver	OL	6-6	275	So.	Trenton, Ga/Dade Cnty HS
67 WALLS, Lee	OL	6-5	305	So.	Valley, Ala/Valley HS
68 ARMBRESTER, Matt	OL	6-2	280	Sr.	Talladega, Ala/Talladega HS
69 HARRISON, Brent	OL	6-3	250	5/Sr.	Enterprise, Ala/Enterprise HS
71 CURINGTON, Stan	OL	6-7	286	So.	Ashburn, Ga/Tift Area HS
74 THOMAS, Charles	OL	6-4	292	Sr.	Forest Park, Ga/Forest Park HS
75 ELLIS, Obed	OL	6-3	275	So.	Wetumpka, Ala/Wetumpka HS
76 HALL, Brandon	OL	6-4	300	Fr.	Auburn, Ala/Auburn HS
79 McALILEY, Brent	OL	6-3	308	Sr.	Niceville, Fla/Niceville HS
90 BOSTIAN, Donnie	OL	6-6	305	Fr.	Warner Robins, Ga/WRHS

### QUARTERBACKS

# Name	Pos	Ht	Wt	Yr	Hometown/High School/Other
7 BYNUM, Derek	QB	6-1	203	So.	Enterprise, Ala/Enterprise HS
11 NUTTER, Brock	QB	6-1	208	Jr.	Hoover, Ala/Hoover HS
14 SHIRLEY, Ryan	QB	5-9	177	5/Sr.	Gordo, Ala/Gordo HS
17 JOYNER, Uyi	QB	6-2	182	Fr.	Albany, Ga/Dougherty Cnty HS
18 BEARDEN, Hansel	QB	6-1	190	Fr.	Cairo, Ga/Cairo HS

### RUNNING BACKS

# Name	Pos	Ht	Wt	Yr	Hometown/High School/Other
1 CARTER, Demontray	TB	5-10	191	Jr.	Pensacola, Fla
6 BETTERSON, DeWhitt	TB	6-0	201	Fr.	Starke, Fla/Bradford Cnty HS
23 ANDERSON, Dax	FB	6-2	225	Jr.	Crestview, Fla/Crestview HS
29 RICHARDSON, Jermaine	TB	5-10	180	Fr.	Pensacola, Fla/Pensacola HS
30 THOMAS, Wayne	TB	5-11	190	Jr.	Dothan, Ala/DHS/Alabama
33 BLACK, LeBarron	TB	5-10	205	So.	Springfield, Fla/Rutherford HS
37 DUNBAR, Jabar	TB	5-9	188	5/Sr.	Thomasville, Ga/Central HS
39 JUSTICE, LaQuateus	FB	5-10	232	So.	Opp, Ala/Opp HS
44 BUTTONE, Thad	FB	6-0	250	Sr.	Atlanta, Ga/Therrell HS

### TIGHT ENDS

# Name	Pos	Ht	Wt	Yr	Hometown/High School/Other
13 MOORE, Adrian	TE	6-1	230	So.	Oxford, Ala/Oxford HS
83 TOMLIN, Jonathan	TE	6-3	228	So.	Auburn, Ala/Auburn HS
86 PHILLIPS, Cedric	TE	6-3	230	Fr.	Roanoke, Ala/Handley HS

### WIDE RECEIVERS

# Name	Pos	Ht	Wt	Yr	Hometown/High School/Other
2 CARTER, Jonathan	WR	6-0	182	Sr.	Lineville, Ala/Lineville HS
3 SKIPPER, Heyward	WR	6-0	182	So.	Baxley, Ga/Applying Cnty HS
15 HILL, David	WR	6-2	189	5/Sr.	Eufaula, Ala/Eufaula HS/Auburn
51 HARPER, Ronald	WR	6-1	175	Fr.	Prattville, Ala/Prattville HS
80 LUCAS, Chad	WR	6-2	175	Fr.	Tuskegee, Ala/B.T. Washington HS
81 VENISEE, Thomie	WR	6-1	202	So.	Albany, Ga/Dougherty Cnty HS
82 WADE, Walter	WR	5-10	176	Sr.	Opa Locka, Fla/Carol City HS
84 DAY, Chris	WR	6-1	185	Fr.	Birmingham, Ala/Wenonah HS
85 CYGANIEWICZ, Andrew	WR	6-2	180	Fr.	Marietta, Ga/Wheeler HS
87 O'BRIEN, Daniel	WR	6-2	180	Jr.	Spartanburg S.C./Broome/Middle Ga.

## Troy State Coaching Staff

Head Coach ..... Larry Blakeney (Auburn '70)  
 Assistant Head Coach/Def. Coord./LB. .... Wayne Bolt (East Carolina '79)  
 Offensive Coordinator/QB ..... Don Jacobs (Alabama '81)  
 Offensive Line ..... Jim Dye (Georgia Southern '85)  
 Defensive Backs/Special Teams ..... Mark Fleetwood (South Carolina '83)  
 Defensive Line ..... Tracy Rocker (Auburn '88)  
 Wide Receivers ..... Jeremy Rowell (Troy State '97)

Running Backs ..... Mike Turk (Troy State '87)  
 Tight Ends ..... Brian Turner (Troy State '99)  
 DL Graduate Assistant ..... Samuel Carter (Idaho State '96)  
 LB Graduate Assistant ..... Anthony Rabb (Troy State '99)  
 DB Graduate Assistant ..... Jeff Hammond (Troy State '99)  
 RB Student Assistant ..... Steven Hicks  
 OL Student Assistant ..... Matthew Wells

2000 Troy State University Football  
 Troy State Overall Individual Statistics (as of Sep 26, 2000)  
 All games

RUSHING	GP-GS	Att	Gain	Loss	Net	Avg	TD	Long	Avg/G
Carter, Demontray	3-2	31	270	8	262	8.5	2	52	87.3
Buttone, Thad	3-3	19	99	0	99	5.2	0	57	33.0
Black, LeBarron	3-0	28	67	6	61	2.2	1	10	20.3
Justice, LaQuateus	3-0	16	53	0	53	3.3	1	12	17.7
Dunbar, Jabar	3-1	10	38	2	36	3.6	0	13	12.0
Thomas, Wayne	3-0	5	12	0	12	2.4	0	4	4.0
Team	1-0	2	0	2	-2	-1.0	0	0	-2.0
Nutter, Brock	3-3	11	13	73	-60	-5.5	1	5	-20.0
Total.....	3	122	552	91	461	3.8	5	57	153.7
Opponents.....	3	77	224	72	152	2.0	1	14	50.7

PASSING	GP-GS	Effic	Att-Cmp-Int	Pct	Yds	TD	Lng	Avg/G
Nutter, Brock	3-3	165.71	85-49-1	57.6	803	8	78	267.7
Shirley, Ryan	1-0	242.80	1-1-0	100.0	17	0	17	17.0
Team	1-0	0.00	1-0-0	0.0	0	0	0	0.0
Total.....	3	164.69	87-50-1	57.5	820	8	78	273.3
Opponents.....	3	117.65	124-66-7	53.2	882	6	84	294.0

RECEIVING	GP-GS	No.	Yds	Avg	TD	Long	Avg/G
Carter, Jonathan	3-3	15	244	16.3	3	54	81.3
Skipper, Heyward	3-3	8	121	15.1	2	59	40.3
Carter, Demontray	3-2	6	191	31.8	2	78	63.7
O'Brien, Daniel	3-0	5	82	16.4	1	26	27.3
Hill, David	2-0	3	52	17.3	0	44	26.0
Buttone, Thad	3-3	3	37	12.3	0	16	12.3
Moore, Adrian	2-2	3	28	9.3	0	15	14.0
Justice, LaQuateus	3-0	2	37	18.5	0	20	12.3
Black, LeBarron	3-0	2	16	8.0	0	9	5.3
Tomlin, Jonathan	2-0	2	3	1.5	0	2	1.5
Lucas, Chad	1-0	1	9	9.0	0	9	9.0
Total.....	3	50	820	16.4	8	78	273.3
Opponents.....	3	66	882	13.4	6	84	294.0

PUNT RETURNS	No.	Yds	Avg	TD	Long
Reed, Rayshun	12	105	8.8	0	17
Total.....	12	105	8.8	0	17
Opponents.....	7	85	12.1	0	37

INTERCEPTIONS	No.	Yds	Avg	TD	Long
Bozeman, Travis	3	19	6.3	1	19
Thompson, Antonio	2	15	7.5	0	15
Bolton, Jerry	1	7	7.0	0	7
McClain, Jimmy	1	30	30.0	0	30
Total.....	7	71	10.1	1	30
Opponents.....	1	0	0.0	0	0

KICK RETURNS	No.	Yds	Avg	TD	Long
Carter, Demontray	4	159	39.8	1	86
Carter, Jonathan	3	81	27.0	0	30
Venisee, Thomie	2	19	9.5	0	10
O'Brien, Daniel	1	0	0.0	0	0
Reed, Rayshun	1	0	0.0	0	0
Total.....	11	259	23.5	1	86
Opponents.....	19	367	19.3	0	47

FUMBLE RETURNS	No.	Yds	Avg	TD	Long
Reed, Rayshun	1	6	6.0	0	6
Felton, Shelton	0	0	0.0	1	0
Total.....	1	6	6.0	1	6
Opponents.....	1	18	18.0	1	18

2000 Troy State University Football  
Troy State Overall Individual Statistics (as of Sep 26, 2000)  
All games

|----- PATs -----|

SCORING	TD	FGs	Kick	Rush	Rcv	Pass	DXP	Saf	Points
Carter, Demontray	5	0-0	0-0	0-0	0	0-0	0	0	30
Tynes, Lawrence	0	4-5	16-16	0-0	0	0-0	0	0	28
Carter, Jonathan	3	0-0	0-0	0-0	0	0-0	0	0	18
Skipper, Heyward	2	0-0	0-0	0-0	0	0-0	0	0	12
Nutter, Brock	1	0-0	0-0	0-0	0	0-0	0	0	6
Felton, Shelton	1	0-0	0-0	0-0	0	0-0	0	0	6
O'Brien, Daniel	1	0-0	0-0	0-0	0	0-0	0	0	6
Justice, LaQuateus	1	0-0	0-0	0-0	0	0-0	0	0	6
Bozeman, Travis	1	0-0	0-0	0-0	0	0-0	0	0	6
Black, LeBarron	1	0-0	0-0	0-0	0	0-0	0	0	6
Total.....	16	4-5	16-16	0-0	0	0-0	0	0	124
Opponents.....	8	3-4	3-8	0-0	0	0-0	0	0	60

TOTAL OFFENSE	G	Plays	Rush	Pass	Total	Avg/G
Nutter, Brock	3	96	-60	803	743	247.7
Carter, Demontray	3	31	262	0	262	87.3
Buttone, Thad	3	19	99	0	99	33.0
Black, LeBarron	3	28	61	0	61	20.3
Justice, LaQuateus	3	16	53	0	53	17.7
Dunbar, Jabar	3	10	36	0	36	12.0
Shirley, Ryan	1	1	0	17	17	17.0
Thomas, Wayne	3	5	12	0	12	4.0
Team	1	3	-2	0	-2	-2.0
Total.....	3	209	461	820	1281	427.0
Opponents.....	3	201	152	882	1034	344.7

FIELD GOALS	FGM-FGA	Pct	01-19	20-29	30-39	40-49	50-99	Lg	Blk
Tynes, Lawrence	4-5	80.0	0-0	2-2	2-3	0-0	0-0	36	0

FG SEQUENCE	Troy State	OPPONENTS
Alabama A&M	-	-
Appalachian State	(36), (30)	(40), (27), (57), 51
Alabama State	(22), (29), 35	-

PUNTING	No.	Yds	Avg	Long	TB	FC	I20	Blkd
Allen, Matt	21	933	44.4	59	5	1	7	0
Total.....	21	933	44.4	59	5	1	7	0
Opponents.....	24	1073	44.7	65	2	2	5	0

Numbers in (parentheses) indicate field goal was made.

2000 Troy State University Football  
 Troy State Overall Individual Statistics (as of Sep 26, 2000)  
 All games

ALL PURPOSE	G	Rush	Rec	PR	KOR	IR	FR	Tot	Avg/G
Carter, Demontray	3	262	191	0	159	0	0	612	204.0
Carter, Jonathan	3	0	244	0	81	0	0	325	108.3
Buttone, Thad	3	99	37	0	0	0	0	136	45.3
Skipper, Heyward	3	0	121	0	0	0	0	121	40.3
Reed, Rayshun	3	0	0	105	0	0	6	111	37.0
Justice, LaQuateus	3	53	37	0	0	0	0	90	30.0
O'Brien, Daniel	3	0	82	0	0	0	0	82	27.3
Black, LeBarron	3	61	16	0	0	0	0	77	25.7
Hill, David	2	0	52	0	0	0	0	52	26.0
Dunbar, Jabar	3	36	0	0	0	0	0	36	12.0
McClain, Jimmy	3	0	0	0	0	30	0	30	10.0
Moore, Adrian	2	0	28	0	0	0	0	28	14.0
Bozeman, Travis	3	0	0	0	0	19	0	19	6.3
Venisee, Thomie	2	0	0	0	19	0	0	19	9.5
Thompson, Antonio	3	0	0	0	0	15	0	15	5.0
Thomas, Wayne	3	12	0	0	0	0	0	12	4.0
Lucas, Chad	1	0	9	0	0	0	0	9	9.0
Bolton, Jerry	3	0	0	0	0	7	0	7	2.3
Tomlin, Jonathan	2	0	3	0	0	0	0	3	1.5
Team	1	-2	0	0	0	0	0	-2	-2.0
Nutter, Brock	3	-60	0	0	0	0	0	-60	-20.0
Total.....	3	461	820	105	259	71	6	1722	574.0
Opponents.....	3	152	882	85	367	0	18	1504	501.3

2000 Troy State University Football  
 Troy State Opponent Game-by-Game (as of Sep 26, 2000)  
 All games

OPPONENT STATS

Date	Opponent	---RUSHING---				---RECEIVING---				-----PASSING-----						---KICK RET--				---PUNT RET--				All Purp
		No.	Yds	TD	Lg	No.	Yds	TD	Lg	Att	Cmp	Int	Yds	TD	Lg	No	Yds	TD	Lg	No	Yds	TD	Lg	
Sep 02, 2000	at Alabama A&M.....	22	34	0	9	23	260	2	35	40-	23-	2	260	2	35	4	65	0	44	3	-2	0	5	357
Sep 09, 2000	at Appalachian State...	30	119	1	14	27	310	2	53	46-	27-	0	310	2	53	5	118	0	42	3	50	0	26	597
Sep 16, 2000	ALABAMA STATE.....	25	-1	0	9	16	312	2	84	38-	16-	5	312	2	84	10	184	0	47	1	37	0	37	550
Opponent totals.....		77	152	1	14	66	882	6	84	124-	66-	7	882	6	84	19	367	0	47	7	85	0	37	1504
Troy State.....		122	461	5	57	50	820	8	78	87-	50-	1	820	8	78	11	259	1	86	12	105	0	17	1722

Games played: 3  
 Avg per rush: 2.0  
 Avg per catch: 13.4  
 Pass efficiency: 117.65  
 Kick ret avg: 19.3  
 Punt ret avg: 12.1  
 All purpose avg/game: 501.3  
 Total offense avg/gm: 344.7

Date	Opponent	-----TACKLES-----				---SACKS---		-FUMBLE-			Pass Blkd		-Kicks--XPTS-					Pts				
		UA	A	Total	ForLoss	No-Yds	Rcv	FR-Yds	Int-Yds	QBH	Def	Kick	Att-Mad	Run	Rcv	Saf						
Sep 02, 2000	at Alabama A&M.....	41	7	48	6-9	1-0	0	0-0	1-0	0	2	0	2-1	0	0	0	0	0	0	0	0	13
Sep 09, 2000	at Appalachian State...	32	48	80	9-23	3-17	1	0-0	0-0	0	1	0	3-1	0	0	0	0	0	0	0	0	28
Sep 16, 2000	ALABAMA STATE.....	40	38	78	5-17	3-15	2	1-18	0-0	0	4	0	3-1	0	0	0	0	0	0	0	0	19
Opponent totals.....		113	93	206	20-49	7-32	3	1-18	1-0	0	7	0	8-3	0	0	0	0	0	0	0	0	60
Troy State.....		150	120	270	18-70	8-36	4	1-6	7-71	31	25	0	16-16	0	0	0	0	0	0	0	0	124

Date	Opponent	-----PUNTING-----								---FIELD GOALS---			
		No	Yds	Avg	Long	Blkd	TB	FC	50+	I20	Att-Made	Lg	Blkd
Sep 02, 2000	at Alabama A&M.....	9	365	40.6	56	0	1	2	1	4	0-0	0	0
Sep 09, 2000	at Appalachian State...	8	382	47.8	65	0	0	0	3	1	4-3	57	0
Sep 16, 2000	ALABAMA STATE.....	7	326	46.6	56	0	1	0	4	0	0-0	0	0
Opponent totals.....		24	1073	44.7	65	0	2	2	8	5	4-3	57	0
Troy State.....		21	933	44.4	59	0	5	1	4	7	5-4	36	0

**2000 Troy State University Football  
Troy State Team Game-by-Game (as of Sep 26, 2000)  
All games**

**TEAM**

Date	Opponent	---RUSHING---				--RECEIVING--				-----PASSING-----				--KICK RET--				--PUNT RET--				All Purp		
		No.	Yds	TD	Lg	No.	Yds	TD	Lg	Att	Comp	Int	Yds	TD	Lg	No	Yds	TD	Lg	No	Yds		TD	Lg
Sep 02, 2000	at Alabama A&M.....	43	189	1	57	13	179	2	59	25	13	1	179	2	59	1	25	0	25	2	9	0	6	402
Sep 09, 2000	at Appalachian State...	37	119	2	34	16	332	2	78	27	16	0	332	2	78	6	110	0	34	7	65	0	17	632
Sep 16, 2000	ALABAMA STATE.....	42	153	2	17	21	309	4	54	35	21	0	309	4	54	4	124	1	86	3	31	0	15	688
Totals.....		122	461	5	57	50	820	8	78	87	50	1	820	8	78	11	259	1	86	12	105	0	17	1722
Opponent.....		77	152	1	14	66	882	6	84	124	66	7	882	6	84	19	367	0	47	7	85	0	37	1504

Games played: 3  
 Avg per rush: 3.8  
 Avg per catch: 16.4  
 Pass efficiency: 164.69  
 Kick ret avg: 23.5  
 Punt ret avg: 8.8  
 All purpose avg/game: 574.0  
 Total offense avg/gm: 427.0

Date	Opponent	-----TACKLES-----				--SACKS--		--FUMBLE--			Pass Blkd		--Kicks--XPTS--					
		UA	A	Total	ForLoss	No-Yds	Rcv	FR-Yds	Int-Yds	QBH	Def	Kick	Att-Mad	Run	Rcv	Saf	Pts	
Sep 02, 2000	at Alabama A&M.....	45	38	83	5-28	2-12	1	0-0	2-0	8	6	0	4-4	0	0	0	28	
Sep 09, 2000	at Appalachian State...	52	57	109	2-5	1-4	1	1-6	0-0	7	8	0	4-4	0	0	0	34	
Sep 16, 2000	ALABAMA STATE.....	53	25	78	11-37	5-20	2	0-0	5-71	16	11	0	8-8	0	0	0	62	
Totals.....		150	120	270	18-70	8-36	4	1-6	7-71	31	25	0	16-16	0	0	0	124	
Opponent.....		113	93	206	20-49	7-32	3	1-18	1-0	0	7	0	8-3	0	0	0	60	

Date	Opponent	-----PUNTING-----								--FIELD GOALS--			
		No	Yds	Avg	Long	Blkd	TB	FC	50+	I20	Att-Made	Lg	Blkd
Sep 02, 2000	at Alabama A&M.....	9	367	40.8	48	0	2	0	0	3	0-0	0	0
Sep 09, 2000	at Appalachian State...	8	375	46.9	58	0	2	1	3	2	2-2	36	0
Sep 16, 2000	ALABAMA STATE.....	4	191	47.8	59	0	1	0	1	2	3-2	29	0
Totals.....		21	933	44.4	59	0	5	1	4	7	5-4	36	0
Opponent.....		24	1073	44.7	65	0	2	2	8	5	4-3	57	0

2000 Troy State University Football  
Troy State Overall Defensive Statistics (as of Sep 26, 2000)  
All games

DEFENSIVE LEADERS	GP	-----Tackles-----				-Sacks-		---Pass Def---			-Fumbles-		Blkd	
		UT	AT	Total	ForLoss	No-Yards	Int-Yds	BrUp	QBH	Rev-Yds	FF	Kick	S	
46 Yamini, Naazir	3	12	14	26	2-7	1-6	.	.	6	.	1	.		
9 Colbert, Nick	3	15	7	22	2-7	1-2	.	.	5	.	.	.		
45 McClain, Jimmy	3	13	8	21	.	.	1-30	4	2	.	1	.		
94 Betts, Tim	3	10	5	15	3-20	1-14	.	1	2	.	.	.		
21 Bozeman, Travis	3	9	5	14	.	.	3-19	2	.	.	.	.		
72 Umenyiora, Osi	3	6	8	14	.	.	.	.	1	.	.	.		
25 Bolton, Jerry	3	6	7	13	.	.	1-7	1	.	.	.	.		
92 Marable, Vernon	3	7	5	12	2-10	2-10	.	.	1	.	.	.		
42 Knight, Byron	3	.	12	12	.	.	.	1	.	.	.	.		
96 Williams, Davern	3	7	4	11	2-0	2-0	.	1	3	.	.	.		
27 Jackson, Deiric	3	10	1	11	1-7	.	.	4	.	.	.	.		
20 Young, Donny	3	3	7	10	.	.	.	.	.	.	.	.		
16 Reed, Rayshun	3	9	.	9	1-3	.	.	6	.	1-6	.	.		
12 Thompson, Antonio	3	8	1	9	1-1	.	2-15	2	.	.	.	.		
32 Williams, Gordon	3	5	4	9	1-8	.	.	1	.	1-0	.	.		
49 Ansley, Derrick	3	6	2	8	.	.	.	.	.	.	.	.		
91 Ford, Tony	3	1	7	8	2-5	1-4	.	.	3	.	.	.		
38 Philyaw, David	3	6	1	7	.	.	.	1	.	.	.	.		
4 Sears, Corey	2	2	5	7	.	.	.	.	.	.	.	.		
93 Gamboa, Jose	3	2	4	6	.	.	.	.	2	.	.	.		
99 Felton, Shelton	3	2	4	6	.	.	.	1	6	2-0	1	.		
77 Holt, Jamaal	1	.	3	3	.	.	.	.	.	.	.	.		
5 Archie, Chris	2	2	.	2	.	.	.	.	.	.	.	.		
78 Thomas, Eric	1	.	2	2	.	.	.	.	.	.	.	.		
26 Oates, Neal	2	2	.	2	.	.	.	.	.	.	.	.		
43 Lesley, Jordan	1	.	2	2	.	.	.	.	.	.	.	.		
95 Jones, Chris	1	1	.	1	.	.	.	.	.	.	.	.		
37 Dunbar, Jabar	3	.	1	1	.	.	.	.	.	.	.	.		
40 Allen, Matt	3	1	.	1	.	.	.	.	.	.	.	.		
59 Holloway, Jimmy	1	.	1	1	.	.	.	.	.	.	.	.		
10 Tynes, Lawrence	3	1	.	1	.	.	.	.	.	.	.	.		
98 McQueen, Dewayne	1	1	.	1	1-2	.	.	.	.	.	.	.		
39 Justice, LaQuateus	3	1	.	1	.	.	.	.	.	.	.	.		
41 Farmer, Robby	2	1	.	1	.	.	.	.	.	.	.	.		
36 Jackson, Michael	1	1	.	1	.	.	.	.	.	.	.	.		
Total.....	3	150	120	270	18-70	4-26	7-71	25	31	4-6	3	.		
Opponents.....	3	-	-	-	-	6-39	1-0	7	.	3-18	3	.		

1. The first part of the document discusses the importance of maintaining accurate records of all transactions and activities. It emphasizes that this is crucial for ensuring transparency and accountability in the organization's operations.

2. The second part of the document outlines the various methods and tools used to collect and analyze data. It highlights the need for consistent data collection practices and the use of advanced analytical techniques to derive meaningful insights from the data.

3. The third part of the document focuses on the role of technology in data management and analysis. It discusses how modern software solutions can streamline data collection, storage, and processing, thereby improving efficiency and accuracy.

4. The fourth part of the document addresses the challenges associated with data management, such as data quality, security, and privacy. It provides strategies to mitigate these risks and ensure that the data remains reliable and secure.

5. The fifth part of the document concludes by summarizing the key findings and recommendations. It stresses the importance of ongoing monitoring and evaluation to ensure that the data management processes remain effective and up-to-date.