

## Game #6



### #18/#15 Louisville (4-1 2-0) vs. South Florida (2-3, 1-2)

Friday, Oct. 22, 2004  
8:04 p.m.

Papa John's Cardinal  
Stadium  
Louisville, Ky.  
(42,000/FieldTurf)

Kickoff: 8:04 p.m. (EASTERN)

Television: ESPN will televise the contest to a national audience with Dave Pasch (play-by-play), Rodney Gilmore (analyst), Trevor Matfitch (analyst) and Rob Stone (sideline) calling the action.

Radio: Paul Rogers will call the play-by-play with former Cardinal football player Craig Swabek serving as the analyst. Former UofL quarterback Marty Lowe is the sideline reporter.

On the Web: A live audio stream of all U of L football broadcasts is available through Yahoo.

Records: The Cardinals dropped a 41-38 decision to #3 Miami last Thursday in the Orange Bowl to drop to 4-1 on the season, while USF dropped to 2-3 after a 42-35 loss to Army.

Rankings: The Cards are ranked 18th in the ESPN/USA Today Coaches and 15th in the AP poll.

Series: Louisville and USF will meet for just the second time this Friday at Papa John's Cardinal Stadium. The Bulls won the only meeting last season, 31-28, in double overtime when Santiago Grammatica booted a 26-yard field in the second OT.

Coaches: Louisville head coach Bobby Petrino is 13-5 in his second season as head coach of the Cardinals.

USF head coach Jim Leavitt is 53-29 in eight seasons as head coach of the Bulls.

# LOUISVILLE

## 2004 Cardinal Football



### Louisville Cardinals At A Glance

The University of Louisville football team returns home to face Conference USA foe USF on Friday, October 22 in an 8:04 kickoff at Papa John's Cardinal Stadium. The Cardinals (4-1, 2-0 C-USA) are looking to rebound from a disheartening 41-38 loss to #3 Miami last Thursday in the Orange Bowl. The Cardinals played one of the better games in school history, taking the third-ranked Hurricanes to the wire. Louisville racked up 507 yards of total offense against one of the nation's top-ranked defenses, but surrendered a crucial special teams touchdown in the fourth quarter. Senior quarterback Stefan LeFors threw for 242 yards and three touchdowns before leaving the game with a head injury in the fourth quarter. Senior Lionel Gates rushed for 109 yards and two touchdowns and caught another, as Louisville wasted a 24-7 halftime lead. The Hurricanes responded with a 34-point second half to steal a victory away from the Cardinals.

### Louisville-USF Series

Louisville and USF will meet for just the second time this Friday at Papa John's Cardinal Stadium. The Bulls won the only meeting last season, 31-28, in double overtime when Santiago Grammatica booted a 26-yard field in the second OT to hand the Cardinals their first loss of the season.


### LeFors Continues Accurate Passing

Senior quarterback Stefan LeFors continues to prove he belongs amongst the top quarterbacks in the country. The 6-0 left-hander from Baton Rouge, La., took on one of the nation's top defenses in Miami and shredded the Hurricanes. LeFors completed 17-of-22 passes for 242 yards and tied his career-high with three touchdown throws. He also threw three TDs last season in a 30-20 win over Syracuse. Through five games, LeFors is completing 75.5 percent of his throws, completing 68-of-90 passes for 922 yards and six touchdowns. Against Miami last Thursday, LeFors opened the game by hitting 9-of-9 passes for 141 yards.

He completed 77.2 percent of his throws, and connected on better than 70 percent of his passes in four of five games this season. More importantly,

LeFors has thrown just one interception this season and just 11 in 463 career passes. He has thrown for 4,179 yards and 24 touchdowns in his career for the Cardinals.

70 or better	
LeFors' Hitting Over 70.0 percent	
85.7 (12-of-14) vs. East Carolina, 2004	
81.2 (13-of-16) vs. North Carolina, 2004	
77.4 (24-of-31) vs. Houston, 2003	
77.3 (17-of-22) vs. Miami, 2004	
75.0 (18-of-24) vs. Army, 2004	
71.5 (5-of-7) vs. Temple, 2003	



#17 Stefan LeFors

### Game Storylines

⇒ The Cardinals are attempting to go 3-0 in Conference USA play for the first time since the 2001 season.

⇒ USF defeated the Cardinals, 31-28, in double overtime in Louisville's conference opener last year.

⇒ The Cardinals are second in the nation in scoring offense, averaging 42.2 points per game.

⇒ The Cardinals have rushed for 200 or more yards in all five games this season. Louisville ranks 10th in the nation in rushing offense.

### Sports Information

#### Louisville Sports Information


2100 S. Floyd Street  
Louisville, Ky. 40208  
Rocco Gasparro/FB Contact  
Phone: 502-852-0102  
Cell: 502-640-3291  
Fax: 502-852-7401  
E-Mail: rocco.gasparro@louisville.edu

### Louisville (4-1, 2-0 C-USA)

Date	Opponent	Score/Time
Sept. 5	KENTUCKY	W, 28-0
Sept. 11	at Army*	W, 52-21
Sept. 25	at North Carolina	W, 34-0
Oct. 2	EAST CAROLINA*	W, 59-7
Oct. 14	at #3 Miami (Fla.)	L, 38-41
Oct. 22	SOUTH FLORIDA*	8:00 p.m.
Nov. 4	at Memphis*	7:30 p.m.
Nov. 10	TCU*	7:30 p.m.
Nov. 20	at Houston*	5:00 p.m.
Nov. 27	CINCINNATI*	1:00 p.m.
Dec. 4	at Tulane*	TBA

### USF (2-3, 1-2 C-USA)

Date	Opponent	Time/Result
Sept. 6	Pittsburgh	ppd.
Sept. 11	Tennessee Tech	W, 21-7
Sept. 18	at South Carolina	L, 3-34
Sept. 25	at TCU* (ot)	W, 45-44
Oct. 2	Southern Miss*	L, 20-27
Oct. 16	Army*	L, 35-42
Oct. 22	at Louisville*	8:00 p.m.
Nov. 6	at UAB*	7:00 p.m.
Nov. 13	East Carolina*	7:00 p.m.
Nov. 20	at Cincinnati*	1:00 p.m.
Nov. 26	Memphis*	7:00 p.m.



# LOUISVILLE



## Offense

### Weak Tackle

- 78 Travis Leffew (6-4, 297, Jr.)
- 53 Michael Sturgeon (6-3, 288, So.)

### Weak Guard

- 59 Jason Spitz (6-4, 308, Jr.)
- 63 Danny Barlowe (6-5, 290, r-Fr.)

### Center

- 70 Will Rabatin (6-1, 304, Sr.)
- 59 Jason Spitz (6-4, 308, Jr.)

### Strong Guard

- 76 Kurt Quarterman (6-5, 345, Jr.)
- 75 Bubba Marshall (6-5, 285, Jr.)

### Strong Tackle

- 74 Jeremy Darveau (6-7, 312, Jr.)
- 77 Eric Wood (6-4, 290, Fr.)

### Tight End

- 45 Adam McCauley (6-4, 232, Sr.)
- 82 Gary Barnidge (6-6, 220, Fr.)
- 89 Breno Giacomini (6-7, 242, Fr.)

### Wide Receiver

- 86 Montrell Jones (6-0, 199, Jr.) OR
- 4 Broderick Clark (6-0, 195, Jr.)
- 20 Robert Haskins (5-6, 150, Jr.)

### Wide Receiver

- 3 J.R. Russell (6-3, 204, Sr.)
- 85 Harry Douglas (5-11, 160, r-Fr.)

### Wide Receiver

- 9 Joshua Tinch (6-3, 215, Jr.)
- 2 Tiger Jones (5-11, 181, Sr.)

### Quarterback

- 17 Stefan LeFors (6-0, 200, Sr.)
- 12 Brian Brohm (6-4, 212, Fr.)

### Running Back

- 32 Eric Shelton (6-2, 247, Jr.) OR
- 23 Lionel Gates (6-0, 225, Sr.) OR
- 19 Michael Bush (6-3, 40, So.)

### Fullback

- 33 Kolby Smith (5-11, 203, So.)
- 47 Deriontae Taylor (5-8, 219, So.)

## Defense

### Defensive End

- 58 Elvis Dumervil (6-0, 244, Jr.)
- 99 Josh Williams (6-3, 246, r-Fr.)
- 49 Shane Bailey (6-3, 285, r-Fr.)

### Defensive Tackle

- 92 Montavious Stanley (6-2, 305, Jr.)
- 58 Elvis Dumervil (6-0, 244, Jr.)

### Defensive Tackle

- 48 Bobby Leffew (6-4, 289, Sr.)
- 67 Brinson Harley (6-1, 289, So.)

### Defensive End

- 56 Marcus Jones (6-2, 250, Sr.)
- 50 Chad Rimpsey (6-3, 244, Jr.)

### SAM Linebacker

- 43 Abe Brown (6-4, 225, So.)
- 11 Malik Jackson (6-2, 220, r-Fr.)
- 55 Willie Johnson (6-0, 212, r-Fr.)

### MIKE Linebacker

- 54 Robert McCune (6-0, 244, Sr.)
- 55 Matt Sanders (6-2, 242, r-Fr.)

### WILL Linebacker

- 97 Brandon Johnson (6-5, 208, Jr.)
- 6 Preston Smith (6-1, 212, r-Fr.)

### Left Cornerback

- 25 Antoine Harris (5-10, 184, Sr.)
- 5 Antoine Sharp (6-1, 196, Jr.)

### Strong Safety

- 31 J.T. Haskins (5-9, 178, Sr.)
- 30 Brent Johnson (5-11, 201, Sr.)

### Free Safety

- 1 Kerry Rhodes (6-3, 215, Sr.)
- 35 Brandon Sharp (5-11, 181, So.)

### Right Cornerback

- 21 William Gay (5-11, 179, So.)
- 8 Early McCray (5-9, 193, r-Fr.)

## Specialists

### Placekicker

- 18 Arthur Carmody (5-8, 181, r-Fr.)
- 38 Rob Zarrilli (5-10, 180, r-Fr.)

### Kickoffs

- 38 Rob Zarrilli (5-10, 180, r-Fr.)
- 36 Todd Flannery (6-0, 170, r-Fr.)

### Punter

- 15 Brent Moody (5-11, 193, So.)
- 36 Todd Flannery (6-0, 170, r-Fr.)

### Long Snapper

- 51 Matt Webb (6-0, 235, So.)
- 60 Dane Mattingly (5-10, 195, Fr.)

### Holder

- 17 Stefan LeFors (6-0, 200, Sr.)
- 15 Brent Moody (5-11, 193, So.)

### Kickoff Returner

- 23 Lionel Gates (6-0, 225, Sr.)
- 4 Broderick Clark (6-0, 195, Jr.)
- 85 Harry Douglas (5-11, 160, r-Fr.)

### Punt Returner

- 86 Montrell Jones (6-0, 199, Jr.)
- 20 Robert Haskins (5-6, 150, Jr.)



## MEDIA INFORMATION

Media representatives desiring access to players, coaches and facilities must obtain the consent of the sports information office. The first 30 minutes of practice on Tuesday and Wednesday, which typically start at 3:00 p.m. on weekdays, are open to the media. However, the coaching staff reserves the right to close practices without notice. Please contact Rocco Gasparro of the Louisville Sports Information Office at 852-6581 prior to coming to practice. All video should be taken between the goal lines (no end zone shots, please). During an open portion of practice, the coaching staff reserves the right to request certain plays or formations not be filmed or photographed. All video must be taken in the pre-practice period or prior to period seven of practice.

## Petrino Weekly Press Luncheon

Bobby Petrino formally will meet with the media Mondays at 1:30 p.m. in the recruiting room of the U of L football complex. Efforts will be made to have players available to the media at this time. Updated statistics and game notes will also be available to the media.

## C-USA Conference Call

Conference USA coaches will be featured on a teleconference from 1:30-3:00 p.m. (EASTERN) during the 2004 season. The call will be held on Monday of each week. The number to call is (913) 981-5571.

Jim Leavitt, USF	1:35 p.m.
John Thompson, ECU	1:42 p.m.
Bobby Ross, Army	1:49 p.m.
Mark Dantonio, UC	1:56 p.m.
<b>Bobby Petrino, Louisville</b>	<b>2:03 p.m.</b>
Chris Scelfo, Tulane	2:10 p.m.
Art Briles, Houston	2:17 p.m.
Jeff Bower, Southern Miss	2:24 p.m.
Tommy West, Memphis	2:31 p.m.
Watson Brown, UAB	2:38 p.m.
Gary Patterson, TCU	2:45 p.m.
Beat Writers Notes Exchange	2:52 p.m.

## C-USA Weekly Satellite Feed

FEATURING HIGHLIGHTS AND INTERVIEWS  
Wednesdays, beginning September 8

4:00 p.m. EDT/3:00 p.m.	Army
4:03 p.m. EDT/3:03 p.m.	Cincinnati
4:06 p.m. EDT/3:06 p.m.	East Carolina
4:09 p.m. EDT/3:09 p.m.	Louisville
4:12 p.m. EDT/3:12 p.m.	Houston
4:15 p.m. EDT/3:15 p.m.	Memphis
4:18 p.m. EDT/3:18 p.m.	Southern Miss
4:21 p.m. EDT/3:21 p.m.	TCU
4:24 p.m. EDT/3:24 p.m.	Tulane
4:27 p.m. EDT/3:27 p.m.	UAB
4:30 p.m. EDT/3:30 p.m.	USF

## Satellite Information:

KU BAND

SBS 6

TRANSPONDER 5

Downlink Frequency: 11823 MHz (H)

If you have any technical questions, please contact Justin Oppman of TeamWorks Media at 312-829-8326.

## Louisville's Probable Starting Offense

Pos.	No.	Player	Notes
TE	45	Adam McCauley	Third on the team in receptions with eight
WT	78	Travis Leffew	Has made 31 consecutive starts; second team All-C-USA
WG	59	Jason Spitz	Has 19 straight starts; second team All-C-USA
C	70	Will Rabatin	Moved to center in '04
SG	76	Kurt Quarterman	Scored two career rushing TDs
ST	74	Jeremy Darveau	Made first career start at Miami last week
QB	17	Stefan LeFors	13-5 record as starter; 4,197 career yards
RB	32	Eric Shelton	Tied school record with 5 TDs vs. ECU
RB	23	Lionel Gates	Third on team in rushing
RB	19	Michael Bush	Nine career rushing touchdowns
FB	33	Kolby Smith	Averaging 16.8 yards per catch
WR	3	J.R. Russell	Top receiver with 29 receptions
WR	86	Montrell Jones	Caught season-best five passes vs. Miami
WR	4	Broderick Clark	Averaging 15.1 yards a catch
WR	9	Joshua Tinch	Averaging 15.7 yards per catch

## Louisville's Probable Starting Defense

Pos.	No.	Player	Notes
DE	56	Marcus Jones	Has 18 career sacks
DT	92	Montavious Stanley	Moved to DT this season
DT	48	Bobby Leffew	Made four starts in '04
DE	58	Elvis Dumervil	Third on the team in tackles with 21
WLB	97	Brandon Johnson	Has two interceptions
SLB	43	Abe Brown	second in sacks with three
MLB5	4	Robert McCune	Recorded 183 tackles in last two seasons
LC	25	Antoine Harris	Team leader with four PBUs
SS	31	J.T. Haskins	Sixth on team with 18 tackles
FS	1	Kerry Rhodes	Has three interceptions
RC	21	William Gay	Recorded first interception as true freshman in '03

## Louisville's Probable Specialists

Pos.	No.	Player	Notes
K	18	Art Carmody	Converted 5-of-7 FG attempts
P	15	Brent Moody	Averaging 41.8 yards per punt
KR	4	Broderick Clark	Third all-time in KR yards
PR	86	Montrell Jones	Career-best 54-yard return vs. ECU

## Third Down Deficiency


The play of the Louisville defense has to be one of the biggest surprises in the country, and one reason for that has been the play of the Cardinals on third down. Louisville has allowed the opposition to convert just 30 percent of their tries on third down this season. Against Miami last Thursday, the Cardinals limited the Hurricanes to 4-of-12 on third down. Opponents are also just 10-of-32 on third down in the second half.

## Laying the Hammer Down

Senior Robert "The Hammer" McCune continues to be the leading tackler for the Cardinal defense. After leading the team in tackles with 143 stops a year ago, McCune is right where he left off from last season. Hammer has a total of 51 tackles, an average of 10.1 per game. He had 14 tackles against Miami, the fourth time in five games that McCune has totalled 10 or more tackles in a game.

## Cards Receive Highest Ranking Since 1993

Despite falling, 41-38, in heart-breaking fashion to third-ranked Miami, the Cardinals jumped three spots in the Associated Press Poll to 15th in the nation — their highest ranking since being 13th on October 24, 1993 when the Cardinals went on to finish 9-3 under Howard Schnellenberger. The 15th ranking is also the third-highest in school history. Louisville was also as high as 14th in 1990. Louisville did drop one spot in the USA Today/ESPN Coaches Poll to 18th overall.





## Head Coach Bobby Petrino (13-5)

In his second season at the helm of the University of Louisville is head coach Bobby Petrino. He guided the Cardinals to a 9-4 record an appearance in the GMAC Bowl in his first year. Petrino's nine wins were the most-ever by a first-year head coach at U of L, but more importantly, he gave fans an entertaining product that brought them to their feet.

Louisville was 5-1 at home, averaging a staggering 36.2 points per game and 489.2 yards of total offense.

In his first season as a head coach, Petrino's no-nonsense style and emphasis on teaching has catapulted the Cardinal program into the national spotlight.

The Cardinals raced out to one of their fastest starts in school history, running to a 7-1 start that gave the program its first national ranking since opening the 2002 season at No. 17.

Known as one of the top offensive minds in the country, Petrino upheld his reputation, as the Cardinals led Conference USA in total offense, rushing and scoring. Nationally, the Cards were just as high, finishing fifth in total offense, 10th in rushing and 15th in scoring offense.

Petrino and his offense also re-wrote the record book, setting 10 school records. The Cardinals scored a school-best 450 points, rushed for a team-record 2,966 yards and totalled a school mark for total offense with 6,355 yards.

Petrino oversaw an offense that set six Conference USA marks, including the record for most total yards in a season and game, average yards per play, yards per carry, rushing touchdowns and all-purpose yards.

### Petrino Year-By-Year

Year	Record	Bowl	Pct.
2004	4-1		.800
2003	9-4	GMAC	.692
Totals	13-5		.722

### Petrino By Numbers

Home Games:	7-1
Road Games:	6-3
Neutral Games:	0-1
vs. C-USA:	7-3
vs. Non-Conference:	6-2
vs. Ranked Teams:	0-3
Games Decided by 7 pts or less:	1-3
Games Decided by 3 pts or less:	1-3
Overtime:	0-1
August:	1-0
September:	6-0
October:	4-2
November:	2-2
December:	0-1

## Gates Returns In Fine Fashion

Senior Lionel Gates, who was slowed by a hamstring injury, responded with one of his finest games in his career at Louisville. Gates accounted for three touchdowns — two rushing and one receiving. He carried just 13 times for 109 yards against the vaunted Miami defense — the fourth 100-yard game of his career and the second this season. The senior from Jacksonville, Fla., averaged 8.4 yards a carry and 12.0 yards a reception. Gates scampered 39 yards on a fake punt that helped set up a touchdown. For the season, Gates is the third leading rusher with 250 yards and is third with a 6.2 yards per carry average.

13-109 vs. Miami	10/14/04
14-112 vs. Kentucky	9/5/04
23-140 vs. Houston	11/22/03
12-128 vs. Cincinnati	11/29/03

## Homegrown Talent

There are 20 players on this year's football roster who are continuing their gridiron careers in their home state of Kentucky. Of these 20, 10 are potential starters who could see significant playing time this season. Brian Brohm, Michael Bush, J.T. Haskins, Eric Shelton, Adam McCauley, Bobby and Travis Leffew, Will Rabatin, Scott Kuhn and Montrell Jones will all look to successfully represent their in-state hometowns by playing for the Cardinals this season.

## Cardinals Picked As The Favorites in C-USA

The Louisville football program was selected first in the 2004 Conference-USA preseason poll as voted upon by the league's coaches. In the closest vote ever, the Cardinals received 106 of a possible 121 points. Memphis was second with 101, while Southern Miss was third with 100 and TCU ranked fourth with 99. Stefan LeFors, Travis Leffew and J.R. Russell were voted to the preseason All-Conference squad, while Marcus Jones was tabbed on the defense.

1.	Louisville	106
2.	Memphis	101
3.	Southern Miss	100
4.	TCU	99
5.	Houston	70
6.	UAB	61
7.	USF	56
8.	Cincinnati	45
9.	Tulane	39
10.	East Carolina	37
11.	Army	12

## Carmody Connects

One question the Cardinals had entering the 2004 season was who was going to handle the placekicking duties. Well, that question has been answered with the emergence of red-shirt freshman Art Carmody. After getting his first collegiate field goal attempt blocked against UK, Carmody has drilled 5-of-7 field goal attempts and is a perfect 28-for-28 on points-after-touchdown. He ranks 23rd in the country in scoring at 8.75 ppg, but has the fourth-highest total among freshmen kickers.


### Top Freshmen Kickers

Jason Ricks, Oklahoma St.	9.75 ppg.
Andy Bailey, Georgia	9.0 ppg.
Art Carmody, Louisville	8.65 ppg.
Jeremy Ito, Rutgers	8.75 ppg.

## Playing Freshmen

Head coach Bobby Petrino has no problem playing true freshmen. In his first two seasons as the Cardinals head coach, Petrino has played 14 rookies — eight last season and al-

ready six in 2004. Gary Barnidge, Brian Brohm, Terrance Butler, Brandon Cox, Breno Giacomini and Scott Kuhn have all made their collegiate debuts this season.



### True Freshmen to See Action Under Petrino

2004  
Gary Barnidge, Brian Brohm, Terrance Butler, Brandon Cox, Breno Giacomini, Scott Kuhn

2003  
Michael Bush, William Gay, Brent Moody, Amobi Okoye, Brandon Sharp, Kolby Smith

the football and running when in trouble, LeFors moved into sixth-place on the school's total offense list with 4,716 yards, including 537 yards on the ground, which is second all-time in school history. He needs 61 yards to set the school mark for rushing yards by a quarterback. Dave Ragone holds the mark with 597.

## LeFors' Totally Offensive

Senior quarterback Stefan LeFors has run Bobby Petrino's offense to perfection —

throwing

1.	12,129	Chris Redman, 1996-99
2.	9,161	Dave Ragone, 1999-02
3.	6,564	Jay Gruden, 1985-88
4.	6,430	Jeff Brohm, 1989-93
5.	4,979	Ed Rubbert, 1983-86
6.	4,716	Stefan LeFors, 2000-04



## LOUISVILLE VS. MIAMI STATISTICAL COMPARISON



### Cardinals

### Bulls

CATEGORY	LOU	USF
Total Offense	504.4	312.8
Rushing Offense	239.6	154.0
Passing Offense	264.8	158.8
Passing Efficiency	161.86	91.62
Scoring Offense	42.2	24.8
First Downs	134	97
Third Down Conv.	37/71	30/74
Turnovers	5	12
Total Defense	295.2	351.0
Rushing Defense	90.4	140.2
Passing Defense	204.8	210.8
Scoring Defense	13.8	30.8
Third Down Against	21/69	31/77
Turnover Margin	+8	-1
Time of Poss.	32:47	28:47
Penalties-Yards	31-288	56-426

## LOUISVILLE LEADERS

RUSHING	Att	Net	Avg	TD	Long
Eric Shelton	52	343	6.6	8	67
Michael Bush	59	265	4.5	3	13
Lionel Gates	40	250	6.2	5	39

PASSING	A-C-I	Yds	TD
Stefan LeFors	90-68-1	922	6
Brian Brohm	53-38-1	402	1

RECEIVING	No	Yds	Avg	TD
J.R. Russell	29	295	10.2	1
Montrell Jones	16	192	12.0	0
Broderick Clark	14	211	15.1	1
Joshua Tinch	10	157	15.7	0
Adam McCauley	9	130	14.4	0

Punt Returns	No.	Yds	Avg	TD
Montrell Jones	15	139	9.3	0

Kickoff Returns	No.	Yds	Avg	TD
Broderick Clark	6	122	20.3	0

Tackles	UT	UT	Tot
Robert McCune	24	27	51
Brandon Johnson	22	16	38
Elvis Dumervil	10	11	21
Abe Brown	11	8	19

## USF LEADERS


RUSHING	Att	Net	Avg	TD	Long
Andre Hall	824	73	5.8	7	58

PASSING	A-C-I	Yds	TD
Pat Julmiste	107-52-5	620	3

RECEIVING	No	Yds	Avg	TD
S.J. Green	13	162	12.5	1
Andre Hall	11	117	10.6	1

## Russell Tries to Go 150-2,000

Senior wide receiver J.R. Russell is coming off one of the finest seasons ever for a Cardinal wide receiver. The native of Tampa, Fla., recorded a career-high 75 receptions for a school record 1,213 yards. He became just the fourth player in school history to record 1,000 or more yards in a season and looks to become just the third pass catcher at U of L to record 1,000 or more yards in consecutive seasons. Deion Branch accomplished the feat in 2000-01 and Arnold Jackson did it in 1998-99. After five games, Russell stands seventh all-time with 142 receptions and sixth in receiving yards with 1,946. He needs 54 yards and seven catches to become just the fourth player to record 150 receptions and 2,000 yards receiving.




## Russell on Streak

Senior wide receiver J.R. Russell is back at it again. He caught six passes for 49 yards to extend his streak of catching a pass in consecutive games to 29 — the fourth highest mark in school history. Russell leads the team in receptions with 29 for 295 yards, and got into the end zone. For his career, Russell has caught 142 passes for 1,946 yards and 13 touchdowns. He moved into seventh-place all time in receptions and sixth in yards.

## Kentucky's Finest

The Louisville football program has owned the state of Kentucky when it comes to landing the top players in the state. When the Cardinals signed Brian Brohm, the Cards secured their third Mr. Football from the state. Montrell Jones and Michael Bush, who both attended Male High School in Louisville and Trinity's Brohm all landed in Louisville. Meanwhile, Eric Shelton, who was runnerup to Jones, was a Parade All-American. He joined the Cards after transferring from Florida State.



## Winning Signal Caller

Senior quarterback Stefan LeFors is having an amazing run as quarterback of the Cardinals. LeFors has posted a 13-5 record as a starting quarterback for the Cardinals — the second-highest winning percentage for a Cardinal quarterback at 72.2. Last season, LeFors guided the Cardinals to a 9-4 record and is 4-1 this season. In two seasons as a starter, LeFors has thrown for 4,179 yards and 23 touchdowns. In 2003, LeFors earned first team All-Conference USA honors after throwing for 3,145 yards and 17 touchdowns.

Top QB Winning Pct.	
1. John Madeya	854 (26-4-1)
2. Stefan LeFors	722 (13-5)
3. Browning Nagle	717 (16-6-1)
4. Dave Ragone	710 (27-11)
5. Jeff Brohm	615 (16-10)
6. Marty Lowe	590 (13-9)
7. Jay Gruden	522 (11-10-1)
8. Chris Redman	414 (17-24)

## LeFors Moves Over 4,000

Senior quarterback Stefan LeFors became just the 10th quarterback in school history to throw for more than 4,000 yards in his career. LeFors has thrown for 4,197 yards, which is 10th all-time in school history.

4,000-Yard Passers	
1. 12,541 — Chris Redman, 1996-99	
2. 8,596 — Dave Ragone, 1999-02	
3. 7,024 — Jay Gruden, 1985-88	
4. 5,496 — Ed Rubbert, 1983-86	
5. 5,451 — Jeff Brohm, 1989-93	
6. 4,861 — Marty Lowe, 1991-95	
7. 4,653 — Browning Nagle, 1989-90	
8. 4,504 — John Madeya, 1970-72	
9. 4,359 — Dean May, 1980-83	
10. 4,197 — Stefan LeFors, 2000-04	

LeFors remains one of the most accurate passers in the entire country. With a 17-for-22 passing afternoon against Miami, LeFors raised his completion percentage to an amazing 75.6 percent and has thrown only 22 incomplete passes. For his career, LeFors is completing 63.7 percent of his throws, which if his career ended right now, he'd hold the school mark.

## Cards Shred Miami's D

Entering the game versus Miami, the Hurricanes were one of the top defensive teams in the country. However, Miami hasn't seen a diversified attack like the one the Cardinals brought into the Orange Bowl. Here's what the Cardinals accomplished on offense:

- The Cardinals racked up 507 yards of total offense, marking the most yards given up by a Hurricane defense since yielding 565 to Florida State in a 27-24 win in 2000.
- The Hurricanes had allowed just one touchdown all season, but allowed five to the Cardinals.
- Miami hadn't allowed a passing touchdown since the second quarter of the 2004 FedEx Orange Bowl, a span of 19 quarters.
- Louisville also scored 24 first-half points, which was the most allowed by a Miami defense since 1998 when Syracuse scored 45 first-half points at the Carrier Dome.



## ESPN/USA Top 25

1.	USC	5-0
2.	Oklahoma	5-0
3.	Auburn	7-0
4.	Miami	5-0
5.	Florida State	5-1
6.	Georgia	5-1
7.	Wisconsin	7-0
8.	California	4-1
9.	Texas	5-1
10.	Utah	6-0
11.	Michigan	6-1
12.	Purdue	5-1
13.	Tennessee	5-1
14.	West Virginia	5-1
15.	Virginia	5-1
16.	Boise State	6-0
17.	LSU	4-2
18.	Louisville	4-1
19.	Florida	4-2
20.	Texas A&M	5-1
21.	Oklahoma State	5-1
22.	Virginia Tech	5-2
23.	Arizona State	5-1
24.	Texas Tech	5-1
25.	Notre Dame	5-2

## AP Top 25


1.	USC	5-0
2.	Oklahoma	5-0
3.	Auburn	7-0
4.	Miami	5-0
5.	Florida State	5-1
6.	Wisconsin	7-0
7.	California	4-1
8.	Texas	5-1
9.	Utah	6-0
10.	Georgia	5-1
11.	Tennessee	5-1
12.	Purdue	5-1
13.	Michigan	6-1
14.	Virginia	5-1
15.	Louisville	4-1
	West Virginia	5-1
17.	Texas A&M	5-1
18.	LSU	4-2
19.	Boise State	6-0
20.	Florida	4-2
21.	Arizona State	5-1
22.	Oklahoma State	5-1
23.	Virginia Tech	5-2
24.	Notre Dame	5-2
25.	Iowa	4-2

## Cards in the Polls

	USA/ESPN	AP
Sept. 12	24th	24th
Sept. 19	22nd	24th
Sept. 26	22nd	22nd
Oct. 3	20th	20th
Oct. 10	17th	18th
Oct. 17	18th	15th

## UofL's Senior Class

The 2004 senior class begins this season as one of the winningest classes in the history of U of L football. This group enters the year with a 31-13 mark and three straight bowl appearances. The 2003 class set the mark for wins when they wrapped up their careers with a 36-15 record. The 2004 senior class: Ray Childs, Antwan Denson, Domonique Dunbar, Lionel Gates, Antoine Harris, J.T. Haskins, Jon Jackerson, Brent Johnson, Marcus Jones, Tiger Jones, Bobby Leffew, Stefan LeFors, Adam McCauley, Robert McCune, Will Rabatin, Kerry Rhodes, J.R. Russell.



## LeFors Nears Top in Passing Efficiency

Senior quarterback Stefan LeFors continues to have one of the best seasons for a Louisville quarterback in school history. With his 17-of-22 and three touchdown performance against Miami on Thursday night, LeFors moved to second in the country in passing efficiency behind Bruce Gradowski of Toledo. LeFors owns a 181.4 rating which is one-hundredth of a point behind Gradowski. LeFors is one of four quarterbacks in the nation with a rating over 180 and is one of only four quarterbacks completing over 70 percent of their throws. LeFors is second in the country in completion percentage at 75.56, while Clint Marks of Middle Tennessee State is the leader at 75.70 percent. Through five games, LeFors has only tossed one pick and is one of only six quarterbacks in the country that have thrown one or fewer interceptions this year.

### LeFors Across the Nation

Passing Efficiency		
1.	Bruce Gradowski, Toledo	181.5
2.	Stefan LeFors, Louisville	181.4

Completion Percentage		
1.	Clint Marks, MTSU	75.70
2.	Stefan LeFors, Louisville	75.56

Interceptions		
1.	Reggie McNeal, Texas A&M	0
2.	Stefan LeFors, Louisville	1
	Brandon Hassell, TCU	1
	David Greene, Georgia	1
	Timmy Chang, Hawaii	1
	Scott Hall, N. Texas	1

## Petrino Has Cardinals Rushing

In just under two full seasons under head coach Bobby Petrino, the Cardinals are quickly becoming one of the top rushing schools in the country. Under Petrino, the Cardinals are averaging 231.33 yards per game and have racked up 12 200-yard rushing games. After five weeks, the Cardinals rank 11th in the country in rushing, averaging 239.60 yards per game after a 214-yard performance against #3 Miami last Thursday in the Orange Bowl. It marked the 12th time in 18 games under coach Petrino that the Cardinals have rushed for more than 200 yards in a game. The Cardinals are 10-2 when rushing for more than 200 yards in a contest. In the loss to Miami, the Cardinals averaged 5.2 yards per carry against one of the nation's stingiest defenses. As a team, the Cardinals are averaging 5.12 yards per carry — one of only 11 schools in the country to average more than 5.1 yards a tote this season.

### Top Rushing Games Under Petrino

445 vs. Houston, 2003
315 vs. Cincinnati, 2003
305 vs. East Carolina, 2003
288 vs. Tulane, 2003
278 vs. North Carolina, 2004
261 vs. Kentucky, 2004
240 vs. Kentucky, 2003
237 vs. Miami, 2003
230 vs. Army, 2004
215 vs. ECU, 2004
214 vs. Miami, 2004

## Rushing Touchdowns

In the last two seasons, the Cardinals have shown an ability to score touchdowns on the ground. Louisville has 55 rushing scores (3.1 per game) in the last 18 games, including 35 last year — the second-highest total in school history. This season, the Cardinals are on pace to shatter the school mark of 38 if they continue on the current pace.

Through five games, the Cardinals have already tallied 20 rushing scores, which is the third-highest total in the country. Rice and Virginia lead the country with 21 rushing touchdowns, but they have each played six games. Minnesota, Oklahoma State, Utah and Boise State all have 19 scores in six games as well. The Cards have tallied 20 in only five games this year. Eric Shelton leads the team with eight scores, while Lionel Gates has notched five touchdowns. Michael Bush has three scores on the ground, while freshman quarterback Brian Brohm has crossed the goalline twice this season. Six different players have recorded rushing touchdowns for the Cardinals this season. Opponents have only tallied two running scores against the Louisville defense.

### Rushing Touchdowns

1.	Rice	21
	Virginia	21
3.	Louisville	20
4.	Minnesota	19
	Oklahoma St.	19
	Utah	19
	Boise State	19
8.	Navy	18
9.	Texas A&M	17



## Brohm Shines In Crunch Time



Freshman quarterback Brian Brohm usually enters the game on the first series of the second quarter, but against Miami last Thursday in the Orange Bowl, Brohm found himself coming into the game for the first time in the fourth quarter. Brohm entered the game against the #3 Hurricanes with 12:03 left in the fourth quarter and the Cardinals clinging to a 34-31 lead. After a punt return by Devin Hester put Miami ahead, 34-31, Brohm directed a nine-play, 80-yard drive that put the Cardinal ahead, 38-34, with 4:30 left in the game. Brohm was a perfect 4-for-4 for 37 yards and ran for seven yards on the drive. For the game, the freshman from Trinity High School was 7-for-12 for 51 yards.

## Brohm Knows How To Drive

Freshman Brian Brohm has done a great job for the Cardinals this season in his first year with the program. Brohm has played in every game and has thrown for 402 yards and a touchdown. More importantly, Brohm has produced points. In five games, Brohm has played 19 possessions and has driven the Cardinals to 12 scores — eight touchdowns and four field goals.

## Noting the Miami Game

- Senior wide receiver Lionel Gates produced his second 100-yard rushing game of the season and the fourth of his career, gaining 109 yards on 13 carries. He gained 39 yards on a fake punt in the third quarter, his longest rush of the season. He also caught three passes for 36 yards.
- Junior offensive tackle Jeremy Darveau made his first start at tackle for the Cardinals, replacing Renardo Foster, who is out for the season with a torn ACL injury.
- Senior wide receiver J.R. Russell caught a pass in the first quarter to extend his streak of consecutive games with a catch to 29. Russell moved up to sixth on the Cardinals' career receiving yards (1,845 yards) and tied for seventh in career receptions (135) with six catches for 49 yards in the game.
- Senior quarterback Stefan LeFors opened the game by hitting his first nine passes. He was 9-for-9 for 141 yards. He has thrown for 4,179 career yards, becoming the 10<sup>th</sup> quarterback in U of L history to throw for more than 4,000 yards in a career. He threw for 242 yards (17-of-22) before leaving the game with a concussion in the second half.
- Senior wide receiver Tiger Jones recorded the first two touchdown game of his career. He entered the game with just three career TDs.
- Senior Kerry Rhodes recorded his team-leading third interception in the first quarter. It was the Cardinals' sixth forced turnover in the last two games.
- Louisville produced over 500 yards on offense for the third time this season (507 yards).
- It was the first time in 36 games that the Cardinals did not win when leading after three quarters (since 1999).



## See You On Saturday?

No, you won't. While college football is meant to be played on Saturday, the University of Louisville, won't play again on Saturday until facing Houston on November 20. Because of the opportunity to play on national television, the Cardinals will play on everyday, but Saturday. Starting with the Thursday night game against Miami last week, the Cardinals will face USF on Friday night, October 22, Memphis on Thursday, November 4 and six days later against TCU on Wednesday, November 10.

## Cardinals vs. AP Ranked Teams

The Cardinals faced their highest-ranked opponent last week when Louisville faced #3 Miami in the Orange Bowl. Louisville is 7-21 since 1981 against ranked opponents. The Cardinals have lost its last three meetings against nationally-ranked foes, falling to #3 Miami, losing to #13 Miami (OH), 49-28, in the GMAC Bowl and falling, 31-28, to #12 TCU last season. The Cardinals are 1-5 against foes ranked in the top five in the country.

## Florida Talent

Because of head coach Bobby Petrino's familiarity and fondness of the fertile recruiting grounds of Florida, it's no wonder the Cardinals rank third nationally among out-of-state programs with the largest number of Florida athletes ... Louisville opened the 2004 campaign with 26 former Sunshine State prep standouts ... A closer look: 1. Troy State (32), 2. N.C. State (29), 3. Louisville (26), 4. Rutgers (25), 5. East Carolina (25), 6. Georgia Tech (19), 7. Wake Forest (18), 7. Navy (18), 7. Clemson (18), 10. UConn (17), 10. Auburn (17).

## Cardinals 17th in BCS Standings

In the recent BCS standings, the Cardinals are 17th — marking the first time in school history that the Cardinals have made the rankings. The Cardinals are one of five non-BCS schools to make the top 25 list. Utah is th highest at #7, while Boise State is 14th and UAB is 24th.

## LeFors Makes List of Nine for Unitas Award

Senior quarterback Stefan LeFors of the University of Louisville was one of nine outstanding senior quarterbacks to have been selected as candidates for the the Johnny Unitas Golden Arm Award, presented annually to the nation's top senior collegiate quarterback by the Frank Camp Chapter of the Johnny Unitas Golden Arm Educational Foundation. The finalists for the award also include Jason Campbell (Auburn), Timmy Chang (Hawaii), Charlie Frye (Akron), David Greene (Georgia), Dan Orlovsky (Connecticut), Kyle Orton (Purdue), Andrew Walter (Arizona State) and Jason White (Oklahoma).



## Louisville vs. USF



### Statistical Comparison

Louisville Team	Avg.	NCAA
Rushing Offense	239.60	11th
Passing Offense	264.80	20th
Total Offense	504.40	3rd
Scoring Offense	43.25	2nd
Rushing Defense	90.40	12th
Passing Defense	179.00	33rd
Total Defense	295.20	17th
Scoring Defense	13.8	12th
Net Punting	33.33	90th
Punt Returns	8.33	64th
Kickoff Returns	17.82	99th
Turnover Margin	1.60 (+8)	5th

### Louisville Ind. (Top 50)

Pass Eff.	2nd, Stefan LeFors (181.4)
Receptions/Game	27th, J.R. Russell (5.80)
Interceptions	10th, Kerry Rhodes (.60)
	44th, Brandon Johnson (.44)
Field Goals	43rd, Art Carmody (1.00)
Scoring	7th, Lionel Gates, (10.5)
	13th, Eric Shelton (9.6)
	23rd, Art Carmody (8.65)

USF Team	Avg.	NCAA
Rushing Offense	154.00	60th
Passing Offense	158.80	100th
Total Offense	312.80	92nd
Scoring Offense	24.80	64th
Rushing Defense	140.20	60th
Passing Defense	210.80	60th
Total Defense	351.00	54th
Scoring Defense	30.80	91st
Net Punting	40.17	12th
Punt Returns	8.24	68th
Kickoff Returns	22.68	28th
Turnover Margin	-1.60	114th

### Louisville in C-USA

Louisville Team	Avg.	C-USA
Rushing Offense	239.60	1st
Passing Offense	264.80	3rd
Total Offense	504.40	1st
Scoring Offense	43.25	1st
Rushing Defense	90.40	2nd
Passing Defense	204.80	4th
Total Defense	295.20	1st
Scoring Defense	13.8	1st
Net Punting	33.3	7th
Punt Returns	8.33	5th
Kickoff Returns	18.82	10th
Turnover Margin	1.60 (+8)	1st

### Cardinals Honored in 2004

Conference USA Players of the Week	
Sept. 6	Brent Moody — Special Teams
	Kerry Rhodes — Defense
New York Daily News Player of the Week	
Oct. 4	Eric Shelton

### Change the Bulbs

Louisville scored 38 points in the loss to Miami last Thursday — the 12th time in Bobby Petrino's tenure that the Cardinals scored more than 30 points in a game. The Cardinals are now second in the country in scoring average at 43.2 points per game. Boise State leads the country in scoring at 46.0 ppg, while California is third at 41.60 ppg. In 18 games under Petrino, the Cardinals are averaging 36.72 ppg.

#### Top 5 Scoring Offense

Team	Points	Avg.
Boise State	276	46.00
Louisville	211	42.20
California	208	41.60
Bowling Green	249	41.50
Memphis	237	39.50

### Cards Totally Offensive

The Cardinal offense has been one of the best in the country over the last two seasons. In 18 games with Bobby Petrino as head coach, the Cardinals are averaging 492.1 yards per game. This season, the Cardinals have moved to third in the country in total offense, averaging 504.4 yards a game. Louisville is also ranked sixth in the nation with an average of 6.6 yards per play.

#### Top 5 Total Offenses

Team	Yards	Avg
California	2591	518.20
Texas Tech	3089	514.83
Louisville	2522	504.4
Utah	2986	498.17
Boise State	2981	496.83

### Rhodes Know How to Pick It

Senior safety Kerry Rhodes has a nose for the football. The free safety has recorded six interceptions in the last two years, and already has three this season, which is 10th in the country. Rhodes, who led the team with three all of last season, picked off his team-leading third pass last Thursday at Miami. He owns eight in his career, which stands 11th all-time in school history.

### Conference Numbers

The Cardinals love playing in Conference USA this season. Through the first two conference games, Louisville is putting up unbelievable numbers. The Cardinals are averaging 55.0 ppg and 560.5 yards per game in wins over Army and East Carolina. The quarterback duo of Stefan LeFors and Brian Brohm have completed 50-of-64 passes for 676 yards and own passer rating of 179.51. LeFors is 30-of-38 for 418 yards in his first two C-USA games.


### Ball Security

The Cardinals certainly take care of the football in head coach Bobby Petrino's tenure. In 18 games, the Cardinals turned the football over just 25 times, 14 interceptions and 11 fumbles. Coming into the 2004 season, head coach Bobby Petrino talked about creating more turnovers and its paid off. Through five games, the Cardinals have forced 13 turnovers, including six in the last two games. The Cardinals have turned opponents turnovers into 41 points.

Game	U of L Miscues	Pts.	Opp	Pts.
Kentucky	1	0	3	7
Army	1	0	1	7
North Carolina	0	0	3	3
East Carolina	1	7	5	21
Miami	2	3	1	3
USF				
Memphis				
TCU				
Houston				
Cincinnati				
Tulane				
Totals	5	10	13	41

### Game Day Locations

Head coach Bobby Petrino is accompanied on the sidelines by Joe Whitt (Corners), Jeff Brohm (Quarterbacks), Tony Levine (Linebackers/Special Teams), Reggie Johnson (Linebackers) and Mike Summers (Offensive Line). Paul Petrino (Wide Receivers/Offensive Coordinator), Greg Nord (Assistant Head Coach, Running Backs/Tight Ends), Mike Cassity (Defensive Coordinator/Safeties) and Kevin Wolthausen (Defensive Line) are up in the press box.





## Conversions

### 3rd Down Conversions By Quarter

	1	2	3	4	Total
UL	7/16	13/22	9/14	8/19	37/71
Pct.	.440	.591	.643	.421	.521
Opp	6/18	5/19	6/16	4/16	21/69
Pct.	.333	.263	.375	.250	.304

### 4th Down Conversions By Quarter

	1	2	3	4	Total
UL	0/2	1/1	3/3	2/3	6/9
Pct.	.000	1.000	1.000	.667	.667
Opp	2/3	0/1	0/1	3/5	5/10
Pct.	.667	.000	.000	.600	.500

### 3rd Down Conversions By Distance

	1-3	4-6	7-10	11+	Total
UL	18/25	8/16	7/18	4/12	37/71
Pct.	.720	.500	.389	.333	.521

### Turnover Breakdown

	UL	Opp	Diff.
Kentucky	1	3	+2
Army	1	1	0
North Carolina	0	3	+3
ECU	5	1	+4
Miami	2	1	-1
USF			
Memphis			
TCU			
Houston			
Cincinnati			
Tulane			

### Offensive Production

	Rushing	Passing	Total
Kentucky	261	178	439
Army	230	342	572
North Carolina	278	177	455
ECU	215	334	549
Miami	214	293	507
USF			
Memphis			
TCU			
Houston			
Cincinnati			
Tulane			

### 3rd Down Efficiency

	Result	Pct.
Kentucky	5/15	.333
Army	11/15	.733
North Carolina	8/13	.615
ECU	4/9	.444
Miami	9/19	.473
USF		
Memphis		
TCU		
Houston		
Cincinnati		
Tulane		



### Packing the Place

The crowd of 42,681 to see the UK-Louisville game was the largest ever at Papa John's Cardinal Stadium. Since the stadium opened in 1998, four of the five largest crowds have occurred when the Cardinals and Wildcats have squared off.

### TOP PJCS CROWDS

1	42,681 vs. Kentucky, 2004
2	42,660 vs. Kentucky, 2002
3	42,643 vs. Kentucky, 1998
4	42,510 vs. Kentucky, 2000
5	41,826 vs. S. Miss., 1999
6	41,227 vs. Grambling, 2000
7	41,214 vs. Oklahoma, 1999
8	40,479 vs. Houston, 2001
9	40,432 vs. Army, 2003
10	40,332 vs. Illinois, 1999

### Doubling Up

The Cardinal offense has been just as potent as it was a year ago, but it's what the defense has done on the other side of the ball that's been amazing. The Cardinals have racked up 2,522 yards, which almost doubles the 1,476 yards that the Cardinal defense has allowed for the season.

### The 400 Club

There's no question that the Cardinals are explosive on offense and have put impressive numbers in Bobby Petrino's system. In 18 games under Petrino, the Cardinals have surpassed the 400-yard mark of total offense in 16 games and are 12-4 in those contests. The Cardinals have also surpassed more than 500 yards eight times and are 6-2 in those contests.

### Top Offensive Performances

779	vs. Houston, 2003
619	vs. Army, 2003
580	vs. TCU, 2003
572	vs. Army, 2004
549	vs. ECU, 2004
526	vs. Cincinnati, 2003

### McCune Named To Butkus Watch List

Senior linebacker Robert McCune was one of 65 players selected to the Butkus Award Watch List in an announcement made by the Downtown Athletic Club of Orlando, Inc. The award, in its 20th season, is presented to the nation's best collegiate linebacker. The Watch List will be narrowed to 10 semifinalists on Thursday, Oct. 14, and trimmed down to three via a national teleconference with the players, coaches and members of the media, and Butkus Award officials on Thursday, Nov. 11. McCune has led the Cardinals in tackles in two of four games and has a team best 51 after five games.

### Double Blankings

When Louisville posted a 34-0 shutout at North Carolina on September 25, it became the first Conference USA team since 1999 (and just the third overall) to post two shutouts in one season. The Cardinals join the 1999 Southern Miss squad that blanked Army and Louisiana-Lafayette and the 1998 Tulane team that held Army and Louisiana-Lafayette (then Southwestern Louisiana) scoreless. Louisville is the first team in Division I-A this season to record two shutouts.



## Cards In Bowl Games

Louisville owns a 4-6-1 record in postseason play after dropping a 49-28 decision to Miami in the 2003 GMAC Bowl. Louisville has played in six straight bowl contests. Below is a listing of U of L's appearances in postseason play:

### • 1958 Sun Bowl - January 1

W, Louisville 34, Drake 20

### • 1970 Pasadena Bowl - December 19

T, Louisville 24, Long Beach State 24

### • 1977 Independence Bowl - December 17

L, Louisiana Tech 24, Louisville 14

### • 1991 Fiesta Bowl - January 1

W, Louisville 34, Alabama 7

### • 1993 Liberty Bowl - December 28

W, Louisville 18, Michigan State 7

### • 1998 Motor City Bowl - December 23

L, Marshall 48, Louisville 29

### • 1999 Humanitarian Bowl - December 30

L, Boise State 34, Louisville 31

### • 2000 Liberty Bowl - December 29, 2000

L, Colorado State 22, Louisville 17

### • 2001 Liberty Bowl - December 31, 2001

W, Louisville 28, BYU 10

### • 2002 GMAC Bowl - December 18, 2002

L, Marshall 38, Louisville 15

### • 2003 GMAC Bowl - December 18, 2003

L, Miami (OH) 49, Louisville 28

## Cards In OT (3-2)

- 10/4/03 • USF 31, Louisville 28 (2 OT)
- 11/14/02 • Louisville 20, S. Miss. 17
- 9/26/02 • Louisville 26, #4 Florida State 20
- 9/2/00 • Louisville 40, Kentucky 34
- 10/7/99 • Army 59, Louisville 52 (3 OT)

## vs. Ranked Opponents


- 12/18/03 — #14 Miami (OH) 49, Cardinals 28
- 11/5/03 — #12 TCU 31, #25 Cardinals 28
- 9/26/03 — Cardinals 26, #4 Florida State 20 (OT)
- 12/31/01 — #23 Cardinals 28, #19 BYU 10
- 11/4/00 — Cardinals 49, #11 Southern Miss 28
- 9/23/00 — #2 Florida State 32, Cardinals 0
- 11/20/99 — #20 Southern Miss 30, Cardinals 27
- 9/20/97 — #1 Penn State 57, Cardinals 21
- 9/7/96 — #15 Penn State 24, Cardinals 7
- 10/8/94 — Cardinals 35, #18 NC State 18
- 11/13/93 — #11 Texas A&M 42, Cardinals 7
- 11/6/93 — #7 Tennessee 45, Cardinals 10
- 10/9/93 — #24 West Virginia 36, Cardinals 34
- 9/18/93 — Cardinals 35, #23 Arizona State 17
- 11/7/92 — #5 Texas A&M 40, Cardinals 18
- 10/24/92 — #20 Florida State 31, Cardinals 17
- 9/5/92 — #17 Ohio State 21, Cardinals 20
- 11/2/91 — #1 Florida State 40, Cardinals 15
- 9/14/91 — #19 Ohio State 23, Cardinals 15
- 9/5/91 — #11 Tennessee 28, Cardinals 11
- 1/1/91 — Cardinals 34, #25 Alabama 7
- 10/17/87 — # Florida State 32, Cardinals 9
- 10/26/85 — #15 Miami (Fla.) 45, Cardinals 7
- 10/8/83 — #12 Miami (Fla.) 42, Cardinals 14
- 9/3/83 — #19 SMU 24, Cardinals 6
- 11/13/82 — #9 Florida State 49, Cardinals 14
- 11/21/81 — Cardinals 13, #9 Southern Miss 10

## 2004 Conference USA Standings

	Conference					Overall				
	W	L	Pct.	Pts.	Opp.	W	L	Pct.	Pts.	Opp.
UAB	3	0	1.000	106	80	5	1	.833	196	141
Southern Miss	3	0	1.000	94	63	4	1	.800	118	107
Louisville	2	0	1.000	111	28	4	1	.800	211	69
Memphis	2	1	.667	118	73	5	1	.833	237	142
Army	2	3	.400	149	172	2	4	.333	152	212
TCU	1	2	.333	90	103	3	3	.500	207	218
USF	1	2	.333	100	111	2	3	.400	124	154
Cincinnati	1	2	.333	80	107	2	4	.333	138	169
East Carolina	1	2	.333	53	108	1	4	.200	93	195
Houston	1	2	.333	78	97	1	5	.167	111	208
Tulane	0	3	.000	55	98	1	4	.200	109	155

## Mr. Jones

Senior Marcus Jones, a second team All-Conference USA selection in 2003, could be in for one of his finest seasons after adding about 15 pounds in the offseason. After being shutout in the first two games, Jones has recorded four sacks in the last three games. He was credited with a sack and five tackles against Miami last Thursday. Jones now has 18 sacks for his career, which moves him to sixth-place in school history.



## 100-Yard Rushers

The Cardinals have put together one of the best rushing offenses in the country this season. The Cardinals are one of only three teams in the country that have five players who have rushed for more than 100 yards this season. Only Texas and Rice can boast such depth in their running games. Eric Shelton (343 yds), Michael Bush (265 yds), Lionel Gates (250 yds), Kolby Smith (128 yds) and Stefan LeFors (114 yds) have each rushed for more than 100 yards this season.

## Four Selected As Captains

Bobby Petrino announced early August that four fifth-year seniors have been selected by their teammates as captains of the 88th Cardinal football team. Quarterback Stefan LeFors (*Baton Rouge, La.*) and J.R. Russell (*Tampa, Fla.*) were selected as the offensive captains, while strong safety Kerry Rhodes (*Bessemer, Ala.*) and linebacker Robert McCune (*Mobile, Ala.*) were voted from the defense.

## Play Keep Away

Teams better start realizing once the Cardinals get a lead, they usually hold it. In two seasons under Bobby Petrino, the Cardinals are 11-2 when scoring first and 11-0 when leading after the first quarter. When the Cardinals take the lead into the locker room at halftime — they are 13-2.

## Game Opening Drives Under Petrino

Game	Plays	Yards	Result
<b>2003</b>			
at Kentucky	11	80	Shelton 6-yd TD
Temple	2	64	LeFors 55 yds to Russell
USF	3	80	Gates 67-yd TD
Army	6	57	Smith 22-yd FG
Tulane	5	25	Punt
East Carolina	4	26	Punt
TCU	6	29	Punt
Memphis	7	25	Punt
Houston	10	80	Gates 6-yd TD
Cincinnati	3	6	Punt
<b>2004</b>			
Kentucky	9	79	stopped at 1-yd line
at Army	5	75	Gates 2-yd TD
at North Carolina	14	77	Shelton 1-yd TD
East Carolina	5	20	Punt



Louisville Career Records

**RUSHING**

**Yards**

1. 3,204 Walter Peacock, 1972-75
2. 2,903 Nathan Poole, 1975-78
3. 2,786 Lenny Lyles, 1954-57
4. 2,723 Howard Stevens, 1971-72
5. 2,599 Frank Moreau, 1995-99
6. 2,542 Tom Lucia, 1947-50
7. 2,363 Deon Booker, 1985-88
8. 2,159 Ralph Dawkins, 1990-93
9. 2,114 Anthony Shelman, 1991-94
10. 2,078 Calvin Prince, 1976-77

**Attempts**

1. 811 Walter Peacock, 1972-74
2. 525 Ralph Dawkins, 1990-93
3. 517 Nathan Poole, 1975-78
4. 509 Howard Stevens, 1971-72
5. 499 Frank Moreau, 1995-99
6. 497 Deon Booker, 1985-88
7. 459 Anthony Shelman, 1991-94
8. 431 Calvin Prince, 1976-77
9. 416 Donnie Craft, 1978-81
10. 394 Lenny Lyles, 1954-57

**Touchdowns**

1. 43 Lenny Lyles, 1954-57
2. 27 Frank Moreau, 1995-99
- 27 Anthony Shelman, 1991-94
4. 25 Howard Stevens, 1971-72
5. 23 Tom Lucia, 1947-50
- 23 Nathan Poole, 1975-78
- 23 Calvin Prince, 1976-77
8. 19 Leroy Collins, 1998
9. 18 Deon Booker, 1985-88
- 18 Eric Shelton, 2003-
- 18 Lionel Gates, 2000-
10. 17 Ralph Dawkins, 1990-93
- 17 Walter Peacock, 1972-75

**100-Yard Rushing Games**

1. 13 Walter Peacock, 1972-74
2. 11 Frank Moreau, 1995-99
3. 9 Anthony Shelman, 1991-94
- 9 Deon Booker, 1985-88
5. 7 Calvin Prince, 1976-77
6. 6 Nathan Poole, 1975-78
7. 5 Leroy Collins, 1998
- 5 Calvin Arrington, 1992-95
9. 4 Eric Shelton, 2003-
- 4 Lionel Gates, 2000-
- 4 T.J. Patterson, 2000-
- 4 Tony Stallings, 1998-01
- 4 Donnie Craft, 1978-81

**Rushing Yards By Quarterback**

1. 597 Dave Ragone, 1999-02
2. 507 Stefan LeFors, 2001-
3. 501 Wally Oyler, 1966-68
4. 482 Jim Wagoner, 1972-75
5. 406 Benny Russell, 1964-66
6. 279 Gary Inman, 1969-71
7. 183 John Giles, 1959-62
8. 155 Stu Stram, 1976-79
9. 56 Randy Butler, 1976-79

**RECEIVING**

**Receptions**

1. 300 Arnold Jackson, 1997-00
2. 217 Ibn Green, 1996-99
3. 175 Miguel Montano, 1994-97

4. 153 Jamie Asher, 1991-94
5. 151 Ralph Dawkins, 1990-93
6. 143 Deion Branch, 2000-01
7. 142 J.R. Russell, 2001-
8. 135 Lavell Boyd, 1997-99
9. 128 Zek Parker, 1998-01
- 128 Jim Zamberlan, 1965-67

**Receiving Yards**

1. 3,670 Arnold Jackson, 1997-00
2. 2,830 Ibn Green, 1996-99
3. 2,305 Miguel Montano, 1994-97
4. 2,204 Deion Branch, 2000-01
5. 2,004 Mark Clayton, 1979-82
6. 1,946 J.R. Russell, 2001-
7. 1,804 Zek Parker, 1998-01
8. 1,775 Lavell Boyd, 1997-99
8. 1,741 Jamie Asher, 1991-94
9. 1,667 Ralph Dawkins, 1990-93

**Touchdown Receptions**

1. 33 Ibn Green, 1996-99
2. 31 Arnold Jackson, 1997-00
3. 25 Anthony Cummings, 1987-90
4. 18 Deion Branch, 2000-01
5. 15 Ronnie Ghent, 2000-03
5. 13 Zek Parker, 1998-01
6. 12 Ralph Dawkins, 1990-93
7. 11 Larry Hart, 1968-70
- 11 Jim Zamberlan, 1965-67
- 11 Don Hockensmith, 1959-62
10. 10 Three with 10.

**100-Yard Receiving Games**

1. 15 Arnold Jackson, 1997-00
2. 11 Deion Branch, 2000-01
3. 9 Ibn Green, 1996-99
- 9 Miguel Montano, 1994-97
5. 6 J.R. Russell, 2001-
6. 5 Jamie Asher, 1991-94
7. 4 Lavell Boyd, 1997-99
- 4 Ernest Givins, 1984-85
9. 3 Eric Vaughn, 1984, 1986

**Touchdowns By Running Back**

1. 12 Ralph Dawkins, 1990-93
2. 8 Al MacFarlane, 1963-65
3. 7 Rodney Knighton, 1984-87
- 7 Lenny Lyles, 1954-57
5. 6 Deon Booker, 1985-88
6. 5 Carwell Gardner, 1989
7. 4 Tony Stallings, 1998-01
- 4 Howard Stevens, 1971-72
- 4 Herbie Phelps, 1967-68
10. 3 Lee Calland, 1959-62

**PASSING**

**Yards**

1. 12,541 Chris Redman, 1996-99
2. 8,596 Dave Ragone, 1999-02
3. 7,024 Jay Gruden, 1985-88
4. 5,496 Ed Rubbert, 1983-86
5. 5,451 Jeff Brohm, 1989-93
6. 4,861 Marty Lowe, 1991-95
7. 4,653 Browning Nagle, 1989-90
8. 4,504 John Madeya, 1970-72
9. 4,359 Dean May, 1980-83
10. 4,179 Stefan LeFors, 2001-

**Completions**

1. 1,031 Chris Redman, 1996-99
2. 685 Dave Ragone, 1999-02
3. 572 Jay Gruden, 1985-88
4. 430 Ed Rubbert, 1983-86
5. 416 Marty Lowe, 1991-95
6. 402 Jeff Brohm, 1989-1993
7. 364 John Madeya, 1970-72
8. 333 Browning Nagle, 1989-90
9. 328 Dean May, 1980-83
10. 291 Johnny Unitas, 1951-54
11. 279 Stefan LeFors, 2001-

**Attempts**

1. 1,679 Chris Redman, 1996-99
2. 1,180 Dave Ragone, 1999-02
3. 1,049 Jay Gruden, 1985-88
4. 873 Ed Rubbert, 1983-86
5. 767 Marty Lowe, 1991-95
6. 746 John Madeya, 1970-72
7. 715 Jeff Brohm, 1989-93
8. 602 Dean May, 1980-83
9. 597 Browning Nagle, 1989-90
10. 583 Benny Russell, 1964-66

**Touchdown Passes**

1. 84 Chris Redman, 1996-99
2. 74 Dave Ragone, 1999-02
3. 44 Jay Gruden, 1985-88
4. 38 Jeff Brohm, 1989-93
5. 34 John Madeya, 1970-72
6. 32 Browning Nagle, 1989-90
7. 29 Dean May, 1980-83
8. 28 Ed Rubbert, 1983-86
9. 27 Marty Lowe, 1991-95
- 27 Johnny Unitas, 1951-54

**Total Offense**

1. 12,129 Chris Redman, 1996-99
2. 9,161 Dave Ragone, 1999-02
3. 6,564 Jay Gruden, 1985-88
4. 6,430 Jeff Brohm, 1989-93
5. 4,979 Ed Rubbert, 1983-86
6. 4,683 Marty Lowe, 1991-95
7. 4,482 Browning Nagle, 1989-90
7. 4,415 Stefan LeFors, 2001-
8. 4,363 Benny Russell, 1964-66
10. 3,979 Dean May, 1980-83

**All-Purpose Yards**

1. 5,062 Walter Peacock, 1972-75
2. 4,915 Arnold Jackson, 1997-00
3. 4,530 Ralph Dawkins, 1990-93
4. 4,459 Zek Parker, 1998-2001
5. 3,874 Howard Stevens, 1971-72
6. 3,507 Lenny Lyles, 1954-57
7. 3,467 Keith Stevens, 1986-88
8. 3,429 Aaron Bailey, 1992-93
9. 3,316 Deon Booker, 1985-88
10. 3,122 Nathan Poole, 1975-78

**Sacks**

1. 37.5 Dewayne White, 2000-02
- 31 Michael Josiah, 1999-01
3. 29 Kendrick Gholston, 1994-97
4. 27 Mike Flores, 1987-90
5. 25 Joe Johnson, 1991-93
6. 18 Marcus Jones, 2001-
7. 17 Carl Powell, 1995-96
8. 15 Jim Hanna, 1990-93
9. 14 Ted Washington, 1987-90
10. 13 Brian Hayes, 1988-91



## Game-By-Game Statistics

Game	Score	1st Downs Tot-Ru-Pa-Pe	Rushing No-Yds-TD	Passing C-A-I-Yds-TD	Total Off. Pl-Yds	Punts No-Avg	Fum F-L	Penalties No-Yds	3rd Dns	TOP
Kentucky	0	13 - 5 - 6 - 2	26-66-0	34-14-2-172-0	60-238	6-40.8	1-1	7-62	4-15	25:32
@ Louisville	28	20 - 12 - 8 - 0	49-261-2	21-14-1-178-1	70-439	3-51.0	1-0	8-85	5-15	34:28
Louisville	52	34 - 16 - 16 - 2	54-230-6	34 - 26 - 0 - 342 - 1	88-572	2-37.0	4-1	4-39	11-15	36:30
@Army	21	16 - 4 - 9 - 3	27-133-1	32-17-0-217-2	59-350	9-31.6	1-1	10-79	3-14	23:30
Louisville	34	30 - 18 - 11 - 1	52-278-4	24-18-0-177-0	76-455	2-43.5	0-0	2-10	8-13	36:30
@North Carolina	0	11- 3- 8-0	22-77-0	26-14-2-145-0	48-222	4-34.8	2-1	4-27	3-11	23:30
East Carolina	7	17 - 5 - 10 - 2	38-53-0	36-21-3-182-1	74-235	9-35.8	3-2	7-44	7-17	33:51
@ Louisville	59	26 - 8 - 16 - 2	38-215-6	31-24-0-334-2	69-549	3-37.7	2-1	6-59	4-9	26:59
Louisville	38	24 - 7 - 15 - 2	41-214-2	36-24-1-293-3	77-507	5-39.8	2-1	11-95	9-19	30:28
@Miami	41	21 - 6 - 15 - 0	33-123-1	37-25-1-3083	70-431	4-38.5	0-0	10-71	4-12	29:42

### Rushing

	#32 Shelton	#23 Gates	#17 LeFors	#19 Bush	#33 Smith	#12 Brohm	#26 Bradshaw
Opponent	Car-Yds-TD	Car-Yds-TD	Car-Yds-TD	Car-Yds-TD	Car-Yds-TD	Car-Yds-TD	Car-Yds-TD
Kentucky	10-39-0	14-112-2	5-21-0	14-73-0	2-19-0	3-(-2)-0	
Army	6-42-0	11-18-1	5-31-0	13-57-2	6-29-0	5-18-1	5-36-1
North Carolina	13-86-3	DNP	5-27-0	17-82-0	9-65-0	2-(-8)-1	6-26-0
East Carolina	12-129-5	2-11-0	6-30-0	9-37-1	3-15-0	2-(-7)-0	2-5-0
Miami (Fla.)	11-47-0	13-109-2	8-5-0	6-16-0	0-0-0	3-37-0	0-0-0
South Florida							
Memphis							
TCU							
Houston							
Cincinnati							
Tulane							

### Passing

	#17 LeFors	#12 Brohm
Opponent	Att-Comp-Int-Yds-TD	Att-Comp-Int-Yds-TD
Kentucky	14-8-1-139-1	7-6-0-39-0
Army	24-18-0-270-1	10-8-0-72-0
North Carolina	16-13-0-123-0	8-5-0-54-0
East Carolina	14-12-0-148-1	16-12-0-186-1
Miami (Fla.)	22-17-0-242-2	12-7-1-51-0
South Florida		
Memphis		
TCU		
Houston		
Cincinnati		
Tulane		





## Receiving

Opponent	#3 Russell Rec-Yds-TD	#4 Clark Rec-Yds-TD	#9 Tinch Rec-Yds-TD	#19 Bush Rec-Yds-TD	#86 M. Jones Rec-Yds-TD	#23 Gates Rec-Yds-TD
Kentucky	2-17-0	3-40-1	2-37-0	2-41-0	2-17-0	2-10-0
Army	6-65-0	6-122-0	2-34-0	0-0-0	2-16-0	0-0-0
North Carolina	8-65-0	1-5-0	1-19-0	0-0-0	3-43-0	DNP
East Carolina	7-101-1	2-23-0	1-7-0	2-34-0	4-49-0	2-12-1
Miami (Fla.)	6-49-0	2-21-0	4-60-0	1-25-0	5-67-0	3-36-1
South Florida						
Memphis						
TCU						
Houston						
Cincinnati						
Tulane						

Opponent	#45 McCauley Rec-Yds-TD	#33 Smith Rec-Yds-TD	#2 T. Jones Rec-Yds-TD	#85 Douglas Rec-Yds-TD	#82 Barnidge Rec-Yds-TD
Kentucky	1-16-0	0-0-0	0-0-0	0-0-0	0-0-0
Army	4-66-0	6-122-0	1-17-0	1-6-0	0-0-0
North Carolina	3-30-0	0-0-0	1-10-0	1-7-0	0-0-0
East Carolina	1-18-0	2-57-0	1-12-0	1-11-0	1-10-0
Miami (Fla.)	0-0-0	0-0-0	2-34-2	0-0-0	0-0-0
South Florida					
Memphis					
TCU					
Houston					
Cincinnati					
Tulane					

## Punting

Opponent	#15 Moody No-Avg.
Kentucky	3-51.0
Army	1-33.0
North Carolina	2-43.5
ECU	3-37.7
Miami	5-39.8
USF	
Memphis	
TCU	
Houston	
Cincinnati	
Tulane	

## Field Goals #18 Carmody

Opponent	(Made-Miss)
Kentucky	26-Blocked
Army	28
North Carolina	24, 34
ECU	(39), 42
Miami	31
USF	
Memphis	
TCU	
Houston	
Cincinnati	
Tulane	

## Punt Returns #86 M. Jones

Opponent	No. Yds.
Kentucky	3-27
Army	5-31
North Carolina	1-12
ECU	3-65
Miami	3-4
USF	
Memphis	
TCU	
Houston	
Cincinnati	
Tulane	

## Kickoff Returns

Opponent	#4 Clark
Kentucky	1-17-0
Army	2-37-0
North Carolina	1-18-0
ECU	1-30-0
Miami	1-20-0
USF	
Memphis	
TCU	
Houston	
Cincinnati	
Tulane	





## Defensive Statistics (Defensive Line • T-TFL-S)


Player	<u>UK</u>	<u>ARMY</u>	<u>UNC</u>	<u>ECU</u>	<u>MIA</u>	<u>USF</u>	<u>MEM</u>	<u>TCU</u>	<u>HOU</u>	<u>UC</u>	<u>TUL</u>
Elvis Dumervil	5-1-1	3-0-0	3-0-0	5-3-1	5-0-0						
Bobby Leffew	2-1-0	1-0-0	3-0-0	3-1-1	4-2-1						
Chad Rimpsey	3-1-0	0-0-0	1-0-0	2-1-1	4-0-0						
Marcus Jones	1-0-0	2-1-0	5-3-2	2-0-1	5-1-1						
Amobi Okoye	1-0-0	7-0-0	3-1-0	DNP	3-0-0						
M. Stanley	1-1-1	2-0-0	2-0-0	3-1-0	1-0-0						
Brandon Cox	0-0-0	1-0-0	0-0-0	1-1-0	DNP						

## Defensive Statistics (Linebackers • T-TFL-S)

Player	<u>UK</u>	<u>ARMY</u>	<u>UNC</u>	<u>ECU</u>	<u>MIA</u>	<u>USF</u>	<u>MEM</u>	<u>TCU</u>	<u>HOU</u>	<u>UC</u>	<u>TULA</u>
Robert McCune	10-0-0	12-0-0	6-0-0	9-1-1	14-0-0						
Brandon Johnson	5-1-1	7-1-0	1-0-0	12-1-0	13-0-0						
Abe Brown	3-1-1	4-0-1	2-1-1	4-0-0	6-0-0						
Malik Jackson	0-0-0	3-0-0	1-0-0	0-0-0	0-0-0						
Preston Smith	0-0-0	4-0-0	3-0-0	1-0-0	0-0-0						
Terrance Butler	0-0-0	2-0-0	1-0-0	3-0-0	3-0-0						
Matt Sanders	0-0-0	3-0-0	0-0-0	1-0-0	0-0-0						
Willie Johnson	0-0-0	1-0-0	0-0-0	0-0-0	0-0-0						

## Defensive Statistics (Secondary • T-TFL-PBU)

Player	<u>UK</u>	<u>ARMY</u>	<u>UNC</u>	<u>ECU</u>	<u>MIA</u>	<u>USF</u>	<u>MEM</u>	<u>TCU</u>	<u>HOU</u>	<u>UC</u>	<u>TUL</u>
Kerry Rhodes	7-0-1	1-0-0	5-0-0	1-0-0	4-0-3						
J.T. Haskins	3-0-0	2-0-0	6-1-0	4-1-0	3-1-0						
Antoine Sharp	3-0-0	1-0-0	4-0-0	0-0-1	5-0-0						
D. Dunbar	2-0-0	1-0-0	0-0-0	1-0-0	0-0-0						
William Gay	2-0-0	2-0-0	1-0-0	3-0-0	4-1-1						
Gavin Smart	1-0-0	3-0-0	2-0-0	1-0-0	2-0-0						
Brent Johnson	3-0-1	1-0-0	0-0-0	2-1-0	2-0-0						
Antoine Harris	2-0-0	2-1-3	1-1-0	4-0-0	2-0-1						
Brandon Sharp	0-0-0	1-0-0	0-0-0	0-0-0	0-0-0						





## Starting Lineup

Offense	LT	LG	C	RG	RT	TE	QB	RB	WR/TE	WR	WR
Kentucky	T.Leffew	Spitz	Rabatin	Quarterman	Foster	McCauley	LeFors	Shelton	Tinch	M. Jones	Russell
Army	T.Leffew	Spitz	Rabatin	Quarterman	Foster	McCauley	LeFors	Bush	Tinch	Clark	Russell
North Carolina	T.Leffew	Spitz	Rabatin	Quarterman	Foster	M. Jones	LeFors	T. Jones	Tinch	Clark	Russell
East Carolina	T. Leffew	Spitz	Rabatin	Quarterman	Foster	T. Jones	LeFors	M. Bush	Tinch	Clark	Russell
Miami	T. Leffew	Spitz	Rabatin	Quarterman	Darveau	McCauley	LeFors	Shelton	Tinch	Clark	Russell
USF											
Memphis											
TCU											
Houston											
Cincinnati											
Tulane											

Defense	LE	LT	RT	RE	LB	LB	LB	CB	ES	SS	CB
Kentucky	M. Jones	B. Leffew	Stanley	Dumervil	McCune	Brown	B. Johnson	Sharp	Rhodes	Haskins	Gay
Army	M. Jones	Okoye	Stanley	Dumervil	McCune	Brown	B. Johnson	Harris	Rhodes	Haskins	Gay
North Carolina	M. Jones	B. Leffew	Okoye	Dumervil	McCune	Brown	B. Johnson	Harris	Rhodes	Haskins	Gay
East Carolina	M. Jones	B. Leffew	Stanley	Dumervil	McCune	Brown	B. Johnson	Harris	Rhodes	Haskins	Gay
Miami	M. Jones	B. Leffew	Stanley	Dumervil	McCune	Brown	B. Johnson	Harris	Rhodes	Haskins	Gay
USF											
Memphis											
TCU											
Houston											
Cincinnati											
Tulane											

### Turnovers

Takeaways — 13  
Giveaways — 5  
Points Following TO  
LOU — 41  
Opp. — 10

### Special Teams

Blocked Kicks (LOU): 1  
Blocked Kicks (Opp): 1

### Kickoff Coverage

Kickoffs — LOU 24, Opp 5  
Fair Catches by — LOU 4, Opp 0  
Touchbacks by — LOU 5, Opp. 1  
Onside Attempts — LOU 0, Opp. 0  
Out of Bounds by — LOU 0, Opp. 2  
Returns Allowed (LOU) - 26  
Returns Allowed (Opp) - 5

### Punt Coverage

Punts — LOU, 9, Opp. 28  
Blocks by — LOU 1, Opp. 0  
Fair Catches by — LOU 2, Opp. 1  
Touchbacks — LOU 2, Opp. 1  
Inside 20 — LOU 3, Opp. 6  
Returns Allowed (LOU) - 8  
Returns Allowed (Opp) - 13

### Red Zone

LOU Scores/Times in Red Zone  
Scoring Pct. — 84.7  
Scores — 28  
Non-Scores — 4

### Opp Scores/Times in Red Zone

Scoring Pct. — 66.7  
Scores — 9  
Non-Scores — 3


### Cardinals When...

	Total	C-USA		Total	C-USA
Record	4-1	2-0	Leading at half	4-1	2-0
Home	2-0	0-0	Tied at half	0-0	0-0
Away	2-1	1-0	Behind at half	0-0	0-0
Neutral	0-0	0-0			
Current Streak	L1	W4	Leading after 3rd	4-1	2-0
Current Home Streak	W3	W2	Tied after 3rd	0-0	0-0
Current Road Streak	L1	W2	Behind after 3rd	0-0	0-0
			Overtime	0-0	0-0
Day Game	4-0	2-0	Scoring 20+	4-1	2-0
Night Game	0-1	0-0	Scoring 30+	3-1	2-0
TV Game	3-1	1-0	Allowing -10	3-0	1-0
August	0-0	0-0	Allowing -20	3-0	1-0
September	3-0	1-0			
October	1-1	1-0	With 100-yd rusher	2-1	0-0
November	0-0	0-0	Allowing 100-yd rusher	0-0	0-0
vs. Top 25	0-1	0-0	With 300-yd Passer	0-0	0-0
			Allowing 300-yd Passer	0-1	0-0
Scoring First	4-0	2-0			
Come-from Behind	0-1	0-0	Outgain Opponent	4-1	2-0
			Fewer Turnovers	3-0	1-0
Leading after 1st	3-0	2-0	More of Possession	2-0	1-0
Tied After 1st	1-1	1-0			
Behind After 1st	0-0	0-0			



2004 Louisville Scoring Drives

Kentucky				
Plays	Yards	Time	Quarter	Scoring Play
13	69	6:27	2	Gates 5-yd run
7	81	1:57	3	Clark 1 from LeFors
9	55	5:00	4	Gates 1-yd run
vs. Army				
Plays	Yards	Time	Quarter	Scoring Play
5	75	1:43	1	Gates 2-yd run
4	2	1:25	2	Carmody 28-yd FG
9	56	3:33	2	Bush 12-yd run
6	70	1:44	2	Quarterman 1-yd run
7	48	3:08	3	Bush 12-yd run
12	80	5:37	3	Smith 4 from LeFors
5	34	2:02	4	Brohm 1-yd run
11	70	5:13	4	Bradshaw 21-yd run
vs. North Carolina				
Plays	Yards	Time	Quarter	Scoring Play
14	77	6:36	1	Shelton 1-yd run
12	86	4:50	2	Carmody 24-yd FG
1	37	0:08	3	Shelton 37-yd run
9	70	4:36	3	Shelton 1-yd run
13	57	5:24	4	Brohm 4-yd run
12	69	6:00	4	Carmody 34-yd FG
vs. East Carolina				
Plays	Yards	Time	Quarter	Scoring Play
2	76	0:53	1	Shelton 67-yd run
8	65	3:08	2	Shelton 1-yd run
3	20	0:18	2	Shelton 3-yd run
3	12	0:59	3	Shelton 1-yd run
3	66	1:09	3	Shelton 39-yd run
3	16	1:02	3	Bush 1-yd run
3	29	1:00	3	Russell 15 from LeFors
6	81	2:13	4	Gates 6 from Brohm
12	49	6:09	4	Carmody 42-yd field goal
vs. Miami				
Plays	Yards	Time	Quarter	Scoring Play
9	84	3:29	1	Gates 1-yd run
5	29	0:58	2	Carmody 31-yd field goal
9	75	3:15	2	Jones 12 from LeFors
8	80	3:36	2	Gates 17 from LeFors
8	80	3:09	3	Jones 22 from LeFors
9	80	3:41	4	Gates 1-yd run





## LOUISVILLE TEAM SUPERLATIVES

Points Scored .....	59 vs. ECU
Low .....	28 vs. Kentucky
First Downs .....	34 vs. Army
Low .....	20 vs. Kentucky
Rushing Plays .....	52 vs. North Carolina
Low .....	49 vs. Kentucky
Rushing Yards .....	278 vs. North Carolina
Low .....	215 vs. ECU
Passes Attempted .....	36 vs. Miami
Low .....	21 vs. Kentucky
Passes Completed .....	26 vs. Army
Low .....	14 vs. Kentucky
Had Intercepted .....	1 vs. Miami
Low .....	0 vs. North Carolina
Passing Yards .....	342 vs. Army
Low .....	177 vs. North Carolina
Plays .....	88 vs. Army
Low .....	69 vs. Kentucky
Total Offense .....	572 vs. Army
Low .....	439 vs. Kentucky
Fumbles Lost .....	1 vs. Miami
Low .....	0 vs. Kentucky, UNC
Penalties .....	11 vs. Miami
Low .....	2 vs. North Carolina
Penalties Yards .....	95 vs. Miami
Low .....	10 vs. North Carolina

## OPPONENT TEAM SUPERLATIVES

Points Scored .....	41	Miami
Low .....	0	UK, UNC
First Downs .....	21	Miami
Low .....	11	UNC
Rushing Plays .....	38	ECU
Low .....	22	UNC
Rushing Yards .....	133	Army
Low .....	53	ECU
Passes Attempted .....	37	Miami
Low .....	26	UNC
Passes Completed .....	25	Miami
Low .....	14	Kentucky
Had Intercepted .....	3	ECU
Low .....	0	Army
Passing Yards .....	308	Miami
Low .....	145	UNC
Plays .....	74	ECU
Low .....	48	UNC
Total Offense .....	431	Miami
Low .....	222	UNC
Fumbles Lost .....	2	ECU
Low .....	0	Miami
Penalties .....	10	Miami
Low .....	4	UNC
Penalties Yards .....	75	Army
Low .....	62	Kentucky

## INDIVIDUAL SUPERLATIVES

Rushing Attempts .....	17, Michael Bush vs. North Carolina
Rushing Yards .....	129, Eric Shelton vs. ECU
Rushing TDs .....	5, Eric Shelton vs. ECU
Pass Attempts .....	24, Stefan LeFors vs. Army
Pass Completions .....	18, Stefan LeFors vs. Army
Passing Yards .....	270, Stefan LeFors vs. Army
Passing TDs .....	3, Stefan LeFors vs. Miami
Receptions .....	8, J.R. Russell vs. North Carolina
Receiving Yards .....	122, Broderick Clark vs. Army
TD Receptions .....	2, Tiger Jones vs. Miami
Punts .....	3, Brent Moody vs. Kentucky
Punt Average .....	51.0, Brent Moody vs. Kentucky
Punts Inside 20 .....	2, Brent Moody vs. Kentucky
Punt Returns .....	5, Montrell Jones vs. Army
Punt Return Yards .....	65, Montrell Jones vs. ECU
Kickoff Returns .....	5, Lionel Gates vs. Miami
Kickoff Return Yards .....	74, Lionel Gates vs. Miami
Field Goals .....	2, Art Carmody vs. North Carolina

## INDIVIDUAL SUPERLATIVES

Rushing Attempts .....	20, Chris Johnson, ECU
Rushing Yards .....	93, Carlton Jones, Army
Rushing TDs .....	1, Frank Gore, Miami
Pass Attempts .....	37, Brock Berlin, Miami
Pass Completions .....	25, Brock Berlin, Miami
Passing Yards .....	308, Brock Berlin, Miami
Passing TDs .....	3, Brock Berlin, Miami
Receptions .....	7, D. Jenkins, Miami
Receiving Yards .....	90, Bruce Brown, Army
TD Receptions .....	1, Several Times
Punts .....	9, Ryan Dougherty, ECU
Punt Average .....	40.8, Anthony Thornton, Kentucky
Punts Inside 20 .....	2, Ryan Dougherty, ECU
Punt Returns .....	3, Darius Hester, Miami
Punt Return Yards .....	89, Darius Hester, Miami
Kickoff Returns .....	9, Scott Wesley, Army
Kickoff Return Yards .....	142, Scott Wesley, Army
Field Goals .....	2, Jon Peattie, Miami

## LONG PLAYS

Rushing .....	67, Eric Shelton vs. ECU
Passing .....	61, Stefan LeFors to Broderick Clark vs. Army
Field Goal .....	42, Art Carmody vs. ECU
Punt .....	55, Brent Moody vs. Kentucky
Punt Return .....	54, Montrell Jones vs. ECU
Kickoff Return .....	30, Broderick Clark vs. ECU
Interception Return .....	56, Kerry Rhodes vs. Kentucky

## LONG PLAYS

Rushing .....	34, Carlton Jones, Army
Passing .....	60, Reggie Nevels to Bruce Brown, Army
Field Goal .....	32, Jon Peattie, Miami
Punt .....	48, Anthony Thornton, Kentucky
Punt Return .....	78, Darius Hester, Miami
Kickoff Return .....	44, Keenan Burton, Kentucky
Interception Return .....	14, Chad Anderson, Kentucky





## Career Single-Game Bests

### RUSHING YARDS

Lionel Gates	140 vs. Houston
Eric Shelton	151 vs. Kentucky, 2003
Michael Bush	137 vs. Houston
Stefan LeFors	80 vs. Cincinnati, 2003
Reggie Bradshaw	36 vs. Army, 2004
Kolby Smith	65 vs. North Carolina, 2004

### RUSHING ATTEMPTS

Lionel Gates	23 vs. Houston, 2003
Eric Shelton	25 vs. Kentucky, 2003
Michael Bush	15 vs. Houston, 2003
Kolby Smith	9 vs. North Carolina, 2004
Stefan LeFors	6 vs. Tulane, 2003
Reggie Bradshaw	6 vs. North Carolina, 2004

### 100-YARD RUSHING GAMES

Eric Shelton	5
Lionel Gates	4
Michael Bush	2

### 100-YARD RECEIVING GAMES

J.R. Russell	7
Lionel Gates	1
Broderick Clark	1

### RECEIVING YARDS

Joshua Tinch	93 vs. Florida State, 2002
J.R. Russell	153 vs. Army, 2003
Broderick Clark	122 vs. Army, 2004
Michael Bush	56 vs. UTEP, 2003
Robert Haskins	32 vs. USF, 2003
Lionel Gates	134 vs. TCU, 2003
Montrell Jones	49 vs. ECU, 2004
Gary Barnidge	10 vs. ECU, 2004
Kolby Smith	57 vs. ECU, 2004

### RECEPTIONS

Joshua Tinch	6 vs. ECU, 2002
Lionel Gates	9 vs. TCU, 2003
J.R. Russell	9 vs. Houston, 2003
Broderick Clark	6 vs. Kentucky, 2003
Michael Bush	3 vs. Tulane, TCU, 2003
Montrell Jones	3 vs. North Carolina, 2004
Adam McCauley	4 vs. Army, 2004

### PASSING YARDS

Stefan LeFors	459 vs. TCU, 2003
Brian Brohm	186 vs. ECU, 2004
Michael Bush	31 vs. UTEP, 2003

### COMPLETIONS

Stefan LeFors	31 vs. TCU, 2003
Brian Brohm	12 vs. ECU, 2004
Michael Bush	2 vs. UTEP, 2003

### ATTEMPTS

Stefan LeFors	46 vs. TCU, 2003
Brian Brohm	16 vs. ECU, 2004
Michael Bush	5 vs. UTEP, 2003

## TACKLES

Robert McCune	19 vs. USF, 2003
Brent Johnson	14 vs. Miami (OH), 2003
Antoine Harris	9 vs. USF, 2003
Brandon Johnson	12 vs. ECU, 2004
Kerry Rhodes	8 vs. USF, 2003
J.T. Haskins	7 vs. Illinois, 2001
Amobi Okoye	7 vs. Army
Marcus Jones	10 vs. Kentucky, 2003
Montavious Stanley	5 vs. Temple, 2003
William Gay	4 vs. UTEP, 2003
Elvis Dumervil	5 vs. ECU, 2004
Brandon Sharp	5 vs. Temple, 2003
Antoine Sharp	3 vs. Kentucky, 2004
Abe Brown	4 vs. Army, 2004

## Louisville All-Time Bests

Rushing Yards	457 vs. Morehead State, 1957
Passing Yards	615 vs. East Carolina, 1998
Total Yards	779 vs. Houston, 2003
Points	100 vs. Washington (Tenn.), 1913
Longest Rushing Play	93 vs. EKU, 1958

## Louisville Bests — Bobby Petrino Era

Rushing Yards	445 vs. Houston, 2003
Passing Yards	459 vs. TCU, 2003
Total Yards	779 vs. Houston, 2003
Points	66 vs. Houston, 2003
Points (half)	38 vs. ECU, 2004
Points (quarter)	28 vs. ECU (3rd), 2004
First Downs	37 vs. Houston, 2003
First Downs by Rushing	21 vs. Houston, 2003
First Downs by Passing	21 vs. TCU, 2003
Longest TD run	88 vs. Miami (OH), 2003
Longest Non-TD run	39 vs. UTEP, 2003
Longest TD pass	56 vs. UTEP, 2003
Longest Non-TD pass	69 vs. Houston, 2003

## Starting Experience

Offensive Starters	01	02	03	04	Tot	Strk
Michael Bush, RB	0	0	3	2	5	0
Elvis Dumervil, DE	0	0	1	5	6	5
Renardo Foster, OT	0	0	13	4	17	17
Lionel Gates, RB	0	3	4	0	7	0
William Gay, CB	0	0	1	5	6	5
Antoine Harris, CB	0	0	10	4	14	4
Marcus Jones, DE	0	0	13	5	18	18
Brandon Johnson, LB	0	0	10	5	15	6
Brent Johnson, SS	0	0	13	0	13	0
Stefan LeFors, QB	0	0	13	5	18	18
Bobby Leffew, DT	0	3	5	4	12	4
Travis Leffew, OT	0	13	13	5	31	31
Robert McCune	0	0	13	5	18	18
Kurt Quarterman	0	0	0	5	5	5
Will Rabatin, C	0	3	0	5	8	5
Kerry Rhodes, FS	0	0	13	5	18	18
J.R. Russell, WR	2	4	13	5	24	18
Eric Shelton	0	0	6	2	8	1
Gavin Smart, CB	0	0	2	0	2	0
Jason Spitz, OG	0	6	13	5	24	19
Montavious Stanley, DT	0	0	13	4	17	2
Joshua Tinch, WR	0	4	9	5	18	7
Montrell Jones, WR	0	0	0	2	2	0
Abe Brown, LB	0	0	0	5	5	5
J.T. Haskins, SS	0	0	0	5	5	5
Antoine Sharp, CB	0	0	0	1	0	0
Adam McCauley, TE	0	0	0	3	3	1
Tiger Jones, WR	0	0	0	2	2	2
Broderick Clark, WR	0	0	10	4	14	4



**Louisville Superlatives Under Bobby Petrino**

**Most Points**

- 1. 66 vs. Houston ..... 2003
- 2. 59 vs. East Carolina ..... 2004
- 3. 52 vs. Army ..... 2004
- 4. 47 vs. Tulane ..... 2003
- 5. 43 vs. Cincinnati ..... 2003

**Fewest Points Allowed**

- 1. 0 vs. Kentucky ..... 2004
- 2. 0 vs. North Carolina ..... 2004
- 3. 7 vs. East Carolina ..... 2004
- 4. 12 vs. Temple ..... 2003
- 5. 14 vs. UTEP ..... 2003

**Most First Downs**

- 1. 37 vs. Houston ..... 2004
- 2. 34 vs. Army ..... 2004
- 3. 29 vs. TCU ..... 2003
- 4. 26 vs. East Carolina ..... 2004
- 26 vs. East Carolina ..... 2003

**Most Rushing Attempts**

- 1. 54 vs. Army ..... 2004
- 2. 52 vs. Houston ..... 2003
- 52 vs. North Carolina ..... 2004
- 4. 45 vs. East Carolina ..... 2003
- 5. 44 vs. Kentucky ..... 2003

**Fewest Rushing Attempts By Opp.**

- 1. 22 vs. North Carolina ..... 2004
- 2. 26 vs. Kentucky ..... 2003
- 26 vs. Army ..... 2003
- 4. 27 vs. Army ..... 2004
- 5. 30 vs. Temple ..... 2003

**Most Rushing Yards**

- 1. 445 vs. Houston ..... 2004
- 2. 315 vs. Cincinnati ..... 2003
- 3. 305 vs. East Carolina ..... 2003
- 4. 288 vs. Tulane ..... 2003
- 5. 278 vs. North Carolina .. 2004

**Fewest Rushing Yards Allowed**

- 1. 53 vs. Temple ..... 2003
- 53 vs. East Carolina ..... 2004
- 3. 66 vs. Kentucky ..... 2004
- 4. 77 vs. North Carolina .... 2004
- 5. 97 vs. Army ..... 2003

**Most Passes Attempted**

- 1. 50 vs. TCU ..... 2003
- 2. 41 vs. USF ..... 2003
- 3. 36 vs. Miami ..... 2004
- 4. 34 vs. Army ..... 2004
- 5. 32 vs. Army ..... 2003

**Most Passes Completed**

- 1. 31 vs. TCU ..... 2003
- 2. 27 vs. Miami ..... 2003
- 3. 26 vs. Army ..... 2004
- 4. 24 vs. North Carolina .... 2004
- 24 vs. Houston ..... 2003
- 24 vs. Miami ..... 2004

**Fewest Passes Completed**

- 1. 10 vs. UTEP ..... 2003
- 2. 14 vs. Kentucky ..... 2004
- 14 vs. North Carolina .... 2004
- 4. 17, Three Times

**Most Passing Yards**

- 1. 459 vs. TCU ..... 2003
- 2. 411 vs. Army ..... 2003
- 3. 342 vs. Army ..... 2004
- 4. 334 vs. East Carolina ..... 2004
- 5. 293 vs. Miami ..... 2004

**Fewest Passing Yards Allowed**

- 1. 111 vs. UTEP ..... 2003
- 2. 145 vs. North Carolina .. 2004
- 3. 172 vs. Kentucky ..... 2004
- 4. 182 vs. East Carolina ..... 2004
- 5. 201 vs. Memphis ..... 2003

**Most Total Offense**


- 1. 779 vs. Houston ..... 2003
- 2. 619 vs. Army ..... 2003
- 3. 572 vs. Army ..... 2004
- 4. 580 vs. TCU ..... 2003
- 5. 526 vs. Cincinnati ..... 2003

**Fewest Yards Allowed**

- 1. 222 vs. North Carolina .. 2004
- 2. 235 vs. East Carolina ..... 2004
- 3. 238 vs. Kentucky ..... 2004
- 4. 300 vs. UTEP ..... 2003
- 5. 339 vs. Army ..... 2003

**Time of Possession**

- 1. 36:30 vs. Army ..... 2004
- 36:30 vs. North Carolina 2004
- 3. 34:28 vs. Kentucky ..... 2004
- 4. 32:42 vs. Tulane ..... 2003
- 5. 31:18 vs. USF ..... 2003






	<b>LOUISVILLE</b>	<b>28</b>
	<b>KENTUCKY</b>	<b>0</b>

# Game #1

September 5, 2004 • Papa John's Cardinal Stadium • Louisville, Ky.



**Scoring Summary**

Kentucky	0	0	0	0	0
Louisville	0	7	14	7	28

**2nd Quarter**  
 LOU — Gates 5-yd run (Carmody kick)

**3rd Quarter**  
 LOU — Rhodes 56-yd interception return (Carmody kick)  
 LOU — Clark 16-yd pass from LeFors (Carmody kick)

**4th Quarter**  
 LOU — Gates 1-yd run (Carmody kick)

**Game Statistics**

Category	LOU	UK
First Downs	20	13
Rushes-Att-Yds	49-261	26-66
Passing Yards	178	172
TOTAL OFFENSE	439	238
Passes Cmp-Att-Int	32-20-1	34-14-2
Punts	3-39.3	6-40.8
Fumbles-Lost	2-2	1-1
Penalties	8-75	7-62
Sacks By	1-1	2-10
3rd Down Conv.	3-11	4-15
4th Down Conv.	2-2	3-5
Time of Possession	26:08	33:52

**Rushing:** LOU: Gates 14-112-2, Bush 14-73-0, Shelton 10-39-0, LeFors 5-22-0, Smith 2-19, Brohm 3-(-2). UK: Beach 10-24-0, Boyd 9-17-0, Bwenge 2-10-0, Dixon 2-4-0.  
**Passing:** LOU: LeFors 8-14-1, 139 yds., 1 TD, Brohm 6-7-0, 39 yds. UK: Boyd 14-34-2, 172 yds.  
**Receiving:** LOU: Clark 3-40-1, Bush 2-41-0, Tinch 2-37-0, Russell 2-17-0, M. Jones 2-17-0, Gates 2-10-0, McCauley 1-16-0. UK: Parker 3-31-0, Holt 2-41-0, Scott 2-22-0, Burton 2-13-0, Beach 2-8-0, Mitchell 1-33-0, DeWalt 1-24-0.  
 Attendance: 42,681

Lionel Gates ran for 112 yards and two touchdowns, and Louisville earned its first shutout in four years with a 28-0 victory over Kentucky on Sunday.

The Cardinals won the traditional opener with their archrivals for the fifth time in six years. It was their most lopsided win over the Wildcats since a 56-28 victory in 1999.

The anemic Wildcats rushed for only 66 yards and failed to score in their season opener for the first time since 1962.

Louisville had not shut out an opponent since beating Grambling 52-0 in 2000. The Cardinals last shutout against a Division I-A team was a 39-0 win over Northeast Louisiana in 1995.

As expected, Louisville coach Bobby Petrino started senior Stefan LeFors, but also used highly touted freshman Brian Brohm. Louisville failed to score on its first two possessions, prompting Petrino to make an earlier than expected change.

Brohm, a Louisville native, entered with 1:10 left in the opening quarter and completed his first pass, a short sideline route to J.R. Russell. Later, he had a 7-yard scramble on fourth-and-3.

Gates, Louisville's leading rusher in 2003, finished the 13-play march with a sweeping 5-yard run touchdown with 9:43 left in the half.

Brohm started Louisville's next series and fumbled after a blind-side hit from Kentucky linebacker Durrell White. LeFors returned for the final two possessions before halftime.

While Petrino sized up his quarterbacks in the first half, Kentucky quarterback Shane Boyd struggled to move the Wildcats. Kentucky had only 87 yards before halftime and failed to cross midfield.

Keenan Burton returned the second-half kickoff to the Louisville 47. On third down, Louisville defensive end Marcus Jones hit Boyd as he was throwing, Kerry Rhodes made the easy interception and ran 56 yards for a touchdown.


LeFors looked sharp on Louisville's next two drives, smoothly guiding the Cardinals deep into Kentucky territory. Kentucky blocked a 26-yard field-goal try by Art Carmody, but LeFors hit Broderick Clark in the back corner of the end zone with 54 seconds left in the third quarter to make it 21-0.

LeFors led another long drive early in the fourth quarter and Gates had a 1-yard touchdown run with 7:24 left.

The game drew 42,681 fans, a record at six-year-old Papa John's Cardinal Stadium.

**Game Notes**

- RB Lionel Gates produced his third career 100+ rushing game with 112 yards on 14 carries against Kentucky. He had 128 yards on 12 carries vs. Miami (Ohio) and 140 yards on 23 carries vs. Houston, both last season.
- U of L held Kentucky to 238 yards in total offense, the Cardinals' best defensive effort since limiting Duke to 175 yards on Sept. 7, 2002. Duke had 22 yards on the ground and 153 passing that game.
- U of L produced its first shutout of an opponent since a 52-0 victory over Grambling on Sept. 9, 2000.
- Freshman QB Brian Brohm made his first collegiate appearance with 1:10 left in the first quarter. He completed his first pass, a 5-yard reception to senior J.R. Russell. Brohm directed the Cardinals to a 13-play, 69-yard touchdown drive on his first series in the game. On the drive, he completed 4-of-5 passes for 29 yards, and ran for 7 yards on a fourth-and-three at the UK 26 to gain a first down. He connected on his first three passes.



	<b>LOUISVILLE</b>	<b>52</b>
	<b>ARMY</b>	<b>21</b>

# Game #2

September 11, 2004 • Michie Stadium • West Point, N.Y.

Having Bobby Ross on the sideline didn't make a difference for Army.

The Black Knights lost their 16th straight game in their new coach's debut Saturday, getting routed by Stefan LeFors and Louisville 52-21 on Saturday LeFors went 18-for-24 passes for 270 yards for the Cardinals (2-0).

Michael Bush ran for two touchdowns and Broderick Clark caught six passes for 122 yards as Louisville gained 574 yards, giving Ross a rude welcome back to coaching.

The 67-year-old Ross led Georgia Tech to a national championship in 1990, the San Diego Chargers to a Super Bowl in 1995 and last coached the Detroit Lions in 2000. He was lured out of retirement last year to take the helm at Army (0-1), coming off the first 0-13 season in major college football.

A missed coverage assignment on the second play of the game left Clark wide open on the sideline and LeFors hit him for a 61-yard gain to the Army 7.

Lionel Gates' 2-yard TD run three plays later capped the 75-yard drive.

On the first play of the second quarter, Louisville's Kerry Rhodes blocked Tom Dyrenforth's punt, giving the Cardinals the ball at the Army 13. Rhodes was kicked in the head while making the play and suffered a concussion. He didn't return to the game. Carmody followed with a 28-yard field goal. On Louisville's next possession, Bush scored his first TD of the game on a 12-yard run.

After watching highly touted freshman Brian Brohm lead the offense for two series, LeFors returned to lead Louisville on an seamless six-play, 70-yard drive, capped by Kurt Quarterman's 1-yard TD run.

That gave the Cardinals a 24-0 lead with 3:19 left in the half.

Army answered with a 73-yard drive capped by Carlton Jones's 18-yard TD run. Jones slipped a few tackles to lodge the first score against the Cardinals this season. Louisville shutout Kentucky in its opener. Jones had 13 rushes for 93 yards.

Bush added his second 12-yard TD run early in the second half to put Louisville up 31-7. On the next Army possession, Reggie Nevels hit Bruce Brown with a 60-yard TD. Brown led Army receivers with 90 yards on four catches. Nevels went 9-for-19 for 126 yards.



### Scoring Summary

Louisville	7	17	14	14	52
Army	0	7	7	7	21

### 1st Quarter

LOU — Gates 2-yd run (Carmody kick)

### 2nd Quarter

LOU — Carmody 28-yd field goal

LOU — Bush 12-yd run (Carmody kick)

LOU — Quarterman 1-yd run (Carmody kick)

ARMY — Jones 18-yd run (Miller kick)

### 3rd Quarter

LOU — Bush 12-yd run (Carmody kick)

ARMY — Brown 60 pass from Nevels (Miller kick)

LOU — Smith 4 pass from LeFors (Carmody kick)

### 4th Quarter

LOU — Brohm 1-yd run (Carmody kick)

LOU — Bradshaw 21-yd run (Carmody kick)

ARMY — Ulekowski 2-yd pass from Silva (Miller kick)

### Game Statistics

Category	LOU	ARMY
First Downs	34	16
Rushes-Att-Yds	54-230	27-133
Passing Yards	342	217
TOTAL OFFENSE	572	350
Passes Cmp-Att-Int	34-26-0	32-17-0
Punts	2-37.0	9-31.6
Fumbles-Lost	4-1	1-1
Penalties	4-39	10-79
Sacks By	1-0	3-10
3rd Down Conv.	11-15	3-14
4th Down Conv.	0-1	0-0
Time of Possession	36:30	23:30

**Rushing:** LOU: Bush 13-57-2, Shelton 6-42-0, Bradshaw 5-36-1, LeFors 5-31-0, Smith 6-29-0, Gates 11-18-1, Brohm 5-18-1; ARMY: Jones 13-93-1, Gulsby 5-15-0

**Passing:** LOU: LeFors 18-24-0, 270 yds., 1 TD, Brohm 8-10-0, 72 yds. ARMY: Nevels 9- 19-0, 126 yds, 1 TD.

**Receiving:** LOU: Clark 6-122-0, Russell 6-65-0, McCauley 4-66-0, Tinch 2-34-0, M. Jones 2-16; ARMY: Jones 5-11-0, Brown 4-90-1.

Attendance: 28,130

### Game Notes


- Redshirt freshman Arthur Carmody booted his first career field goal – a 28-yarder in the second quarter.

- Junior offensive tackle Kurt Quarterman scored his second career touchdown with a one-yard run in the second quarter. He also tallied a TD against UTEP in a 42-14 win last season.

- Junior wide receiver Broderick Clark recorded a career-high 122 receiving yards on six receptions. His previous best was a six-catch, 94-yard performance on August 31, 2003 against Kentucky.

- Sophomore running back Michael Bush tallied a pair of rushing touchdowns. It was the third twotouchdown game of his career. He tallied a pair against Tulane on October 17, 2003 and November 22, 2003 against Houston.

- Senior Kerry Rhodes blocked his second career kick in the second quarter. He blocked a field goal in a 20-17 overtime win at Southern Mississippi in 2002. He left the game after suffering a concussion on the play.



LOUISVILLE

34



NORTH CAROLINA 0

Game #3

September 25, 2004 • Kenan Stadium • Chapel Hill, N.C.

Eric Shelton ran for three touchdowns and No. 24 Louisville earned its second shutout of the season with a 34-0 victory over North Carolina.

Shelton rushed for 86 yards to lead the Cardinals, who improved to 3-0 for the second straight season under coach Bobby Petrino. Brian Brohm added a touchdown run and Michael Bush ran for 82 yards.

Louisville averaged 35 points in 15 games under Petrino, but the Cardinals didn't need much offense Saturday. Their defense shut down North Carolina's balanced attack, closing just about every running lane and allowing few gains through the air.

Louisville, which ranked 11th nationally by allowing 10.5 points per game, opened the season with a 28-0 win against Kentucky.

North Carolina (2-2) came in averaging 36 points and 478 yards, but the Tar Heels finished with 222 total yards. They also committed two turnovers inside Louisville's 20.

But on Saturday, North Carolina looked a lot like the team that struggled in its opening win against Division I-AA William & Mary and its lopsided loss to Virginia. Louisville moved the ball effectively throughout the game, with Stefan LeFors going 13-for-16 with 123 yards to complement the Shelton-Bush running tandem.

The Cardinals had not played in two weeks - last week's scheduled game at Tulane was postponed due to Hurricane Ivan - but came out with 14- and 12-play scoring drives that built a 10-0 halftime lead. The Cardinals put the game away with a dominant third quarter, getting two TD runs from Shelton and allowing just 41 total yards.

The Cardinals opened the game with a 77-yard scoring drive that took 6{ minutes off the clock. Shelton capped the drive with a 1-yard run. After the Tar Heels went three-and-out on their first possession of the second half, Shelton pushed the lead to 17-0 with a 37-yard touchdown run. Shelton hit the right side, then split defenders Jacoby Watkins and Linwood Williams - who managed little more than attempted arm tackles - on his way to the end zone. Shelton scored his third touchdown midway through the third, plowing over Gerald Sensabaugh for a 1-yard score and a 24-0 lead.

Darian Durant, who owns North Carolina's career passing and total offense records, went 10-for-19 for 80 yards and an interception. Chad Scott rushed for 33 yards - 31 coming on one carry - to lead a ground attack which gained 285 yards against the Yellow Jackets.



Scoring Summary

Louisville	7	3	14	10	34
N. Carolina	0	0	0	0	0

1st Quarter

LOU — Shelton 1-yd run (Carmody kick)

2nd Quarter

LOU — Carmody 24-yd field goal

3rd Quarter

LOU — Shelton 37-yd run (Carmody kick)  
LOU — Shelton 1-yd run (Carmody kick)

4th Quarter

LOU — Brohm 4-yd run (Carmody kick)  
LOU — Carmody 34-yd field goal

Game Statistics

Category	LOU	UNC
First Downs	30	11
Rushes-Att-Yds	52-278	22-77
Passing Yards	177	145
TOTAL OFFENSE	455	222
Passes Cmp-Att-Int	24-18-0	26-14-2
Punts	2-43.5	4-34.8
Fumbles-Lost	0-0	2-1
Penalties	2-10	4-27
Sacks By	3-19	1-12
3rd Down Conv.	8-13	3-11
4th Down Conv.	1-1	2-3
Time of Possession	36:30	23:30

**Rushing:** LOU: Shelton 13-86-3, Bush 17-82-0, Smith 9-65-0, LeFors 5-27-0, Bradshaw 6-26-0, Brohm 2-(-8)-1; UNC: Scott 2-33-0, Lewis 8-29-0, Durant 9-15-0  
**Passing:** LOU: LeFors 13-16-0, 123 yds., Brohm 5-8, 54 yds. UNC: Durant 10-19-1, 80 yds; Baker 4-7-1, 65 yds.  
**Receiving:** LOU: Russell 8-63-0, M. Jones 3-43-0, McCauley 3-30-0, Tinch 1-19-0, T. Jones 1-10-0, Douglas 1-7-0, Clark 1-5-0

Attendance: 49,000

Game Notes

- The Cardinals are 3-0 for the second straight season, marking the first time since the 1961-62 season that Louisville started the season 3-0 in consecutive seasons.
- Head coach Bobby Petrino recorded his 12th victory in just 16 games as the Cardinal head coach.
- The Cardinals scored 30 or more points for the 10th time under head coach Bobby Petrino.
- The Cardinals are 6-0 in the month of September under head coach Bobby Petrino and are also 6-0 in the regular season against non-league foes.
- WR J.R. Russell has caught a pass in 27 straight games, the third longest streak in Cardinal history. With eight receptions, Russell now has 129 for his career which stands eighth all-time in school history.
- Louisville has recorded two shutouts in the same season for the first time since blanking Maryland and Northeastern Louisiana in 1995. North Carolina entered the game averaging 35.7 points an outing.



**LOUISVILLE 59**



**EAST CAROLINA 7**

**Game #4**

October 2, 2004 • Papa John's Cardinal Stadium • Louisville, Ky.

Eric Shelton ran for 129 yards and tied a Louisville record with five touchdowns on the ground Saturday to lead the No. 22 Cardinals to a 59-7 win over East Carolina. Louisville (4-0, 2-0 Conference USA) piled up 549 yards overall on the nation's second-worst defense and reached 40 points for the seventh time in 17 games under second-year coach Bobby Petrino.

The Cardinals, third in the nation in scoring defense, forced five turnovers and converted three into touchdowns in their last tuncup before an Oct. 14 date with fourth-ranked Miami.

James Pinkney went 13 of 23 for 126 yards with two interceptions for the Pirates (0-4, 0-1), who have lost nine straight games and 17 of their last 18.

Shelton asserted himself against the country's most porous rushing defense midway through the first quarter. On the second play of Louisville's second possession, the Florida State transfer found a hole up the middle and outran East Carolina's secondary for a 67-yard touchdown.

The Cardinals were on the move again early in the second quarter, but Michael Bush fumbled at the Pirates' 38. Three minutes later, Pinkney threw a 20-yard touchdown pass to tight end Sean Harmon.

Other than Shelton's long run, the Cardinals' offense sputtered early and Petrino replaced senior quarterback Stefan LeFors with freshman Brian Brohm.

Petrino has made the move in the first half of every game this season, and this time Brohm was a catalyst. He went 3-for-3 on a nine-play scoring drive, which Shelton finished with a 1-yard TD run. Montrell Jones returned an East Carolina punt 54 yards to set up Shelton's third TD run, a 3-yarder, midway through the second quarter.

Pinkney fumbled on the second play of the second half, and Shelton ended a three-play Louisville drive with another 1-yard touchdown run. Shelton tied the single-game school record for rushing touchdowns on a 39-yard sweep midway through the third quarter.

The Cardinals have outscored opponents 70-7 in the third quarter this season.



**Scoring Summary**

East Carolina	0	7	0	0	7
N. Carolina	7	14	28	10	59

**1st Quarter**

LOU — Shelton 67-yd run (Carmody kick)

**2nd Quarter**

ECU — Harmon 20-yd pass from Pinkney (Carmody kick)

LOU — Shelton 1-yd run (Carmody kick)

LOU — Shelton 3-yd run (Carmody kick)

**3rd Quarter**

LOU — Shelton 1-yd run (Carmody kick)

LOU — Shelton 39-yd run (Carmody kick)

LOU — Bush 1-yd run (Carmody kick)

LOU — Russell 15-yd pass from LeFors (Carmody kick)

**4th Quarter**

LOU — Gates 6-yd pass from Brohm (Carmody kick)

LOU — Carmody 42-yd field goal

**Game Statistics**


Category	LOU	ECU
First Downs	26	17
Rushes-Att-Yds	38-215	38-53
Passing Yards	334	182
TOTAL OFFENSE	549	235
Passes Cmp-Att-Int	31-24-0	36-21-3
Punts	3-37.7	9-35.8
Fumbles-Lost	2-1	3-2
Penalties	6-59	7-44
Sacks By	4-37	2-7
3rd Down Conv.	4-9	7-17
4th Down Conv.	1-2	0-0
Time of Possession	26:09	33:51

**Rushing:** LOU: Shelton 12-129-5, Bush 9-37-1, LeFors 6-30-0, Smith 3-15-0, Gates 2-11-0, Bradshaw 2-5-0; ECU: Johnson 20-65-0, Townes 7-21-0;  
**Passing:** LOU: LeFors 14-12-0, 148 yds., 1 TD, Brohm 16-12-0, 186 yds., 1TD  
 ECU: Pinkney 23-13-2, 126 yds, 1 TD  
**Receiving:** LOU: Russell 7-101-1, M. Jones 4-49-0, Smith 2-57-0, Bush 2-34-0, Clark 2-23-0, Gates 2-12-1, McCauley 1-18-0; ECU: Fox 6-68-0, Good 6-63-0, Harmon 4-39-1

Attendance: 40,220

**Game Notes**

- Junior RB Eric Shelton scored five touchdowns to tie a U of L single game record reached on five occasions (last time: Leroy Collins vs. Western Kentucky on Oct. 31, 1998). Shelton's 67-yard run in the first quarter was the longest of his career.
- U of L has allowed the fewest points through its first four games (28) since 1947 when opponents produced 23 points against the Cardinals. U of L maintained its scoring defense average of seven points a game, a figure which ranked third nationally entering the game.
- The Cardinal defense held East Carolina to 235 yards, just short of its best defensive effort of 222 yards allowed against North Carolina last week. U of L defenders produced 12 tackles for losses, including four quarterback sacks.
- U of L improved its turnover margin to +9 on the season, gaining five ECU miscues in the game (three interceptions, two fumble recoveries) while losing one fumble — just the third U of L turnover on the season. The Cards entered the game 11th nationally in turnover margin.



	<b>LOUISVILLE</b>	<b>38</b>
	<b>MIAMI</b>	<b>41</b>

## Game #5

October 14, 2004 • Orange Bowl • Miami, Fla.

Led by Brock Berlin and Devin Hester, the third-ranked Hurricanes erased a 17-point deficit over the final 20 minutes and came from behind twice in the fourth quarter to beat No. 17 Louisville, 41-38 Thursday night.

Berlin threw three touchdown passes and directed the winning drive, a 56-yard march capped by Frank Gore's 1-yard run with 49 seconds left.

The touchdown capped a seesaw fourth quarter. Hester scored on a 78-yard punt return to put Miami ahead 34-31, but Louisville regained the lead when freshman backup quarterback Brian Brohm directed an 80-yard touchdown drive.

Stefan Lefors threw three touchdown passes for Louisville before departing with an undisclosed injury in the fourth quarter.

The Cardinals (4-1) had touted the game as perhaps the biggest in school history, and they rose to the occasion. The Hurricanes (5-0) narrowly averted only the second loss in their past 30 games at the Orange Bowl to remain in the race for their sixth national championship since 1983.

Much of the credit belonged to Berlin, the target of boos when Miami fell behind in the first half. He finished 25-of-37 for 308 yards, including a completion on fourth-and-4 to keep the winning drive alive.


Berlin threw touchdown passes of 9 yards to Greg Olsen, 14 yards to Roscoe Parrish and 11 yards to Akiem Jolla. Miami scored on all six possessions in the second half.

But Brohm had the Hurricanes worried until the final play. The game ended with an interception of his Hail Mary pass from midfield, and then a shoving match between the teams.

Louisville used multiple wideouts - sometimes with an empty backfield - to spread out the Hurricanes and kept them guessing, even trying a flea-flicker in the first quarter that fell incomplete. In the open field the Cardinals were fast enough to match Miami's vaunted speed, to the alarm of the crowd of 63,715.

The Hurricanes trailed 24-7 at halftime and 31-14 late in the third quarter. An early goal-line stand suggested the Cardinals meant business, and 24 consecutive points in the first half confirmed it.

LeFors went 17-of-22 for 244 yards. Lionel Gates scored three times and Tiger Jones caught two touchdown passes for the Cardinals, who totaled 507 yards against a defense that had given up only one touchdown in its first four games.



### Scoring Summary

Louisville	7	17	7	7	38
Miami	7	0	14	20	41

#### 1st Quarter

UM — Olsen 9-yd pass from Berlin (Peattie kick)

LOU — Gates 1-yd run (Carmody kick)

#### 2nd Quarter

LOU — Carmody 31-yd field goal

LOU — T. Jones 12-yd pass from LeFors (Carmody kick)

LOU — Gates 17-yd pass from LeFors (Carmody kick)

#### 3rd Quarter

UM — Parrish 14-yd pass from Berlin (Peattie kick)

LOU — T. Jones 22-yd pass from LeFors (Carmody kick)

UM — Jolla 11-yd pass from Berlin (Carmody kick)

#### 4th Quarter

UM — Peattie 24-yd field goal

UM — Peattie 32-yd field goal

UM — Hester 78-yd punt return

LOU — Gates 1-yd run (Carmody kick)

UM — Gore 1-yd run (Peattie kick)

### Game Statistics

Category	LOU	UM
First Downs	24	21
Rushes-Att-Yds	41-214	33-123
Passing Yards	293	308
TOTAL OFFENSE	507	431
Passes Cmp-Att-Int	36-24-1	37-25-1
Punts	5-39.8	4-38.5
Fumbles-Lost	2-1	0-0
Penalties	11-95	10-71
Sacks By	2-5	2-15
3rd Down Conv.	9-19	4-12
4th Down Conv.	2-2	1-2
Time of Possession	30:18	29:42

**Rushing:** LOU: Gates 13-109-2, Shelton 11-47, Brohm 3-37-0, Bush 6-16-0, LeFors 8-5-0; UM: Gore 19-67-1, Hill 6-28-0, Berlin 4-14-0; **Passing:** LOU: LeFors 22-17-0, 242 yds, 3TD, Brohm 12-7-1, 51 yds; UM: Berlin 37-25-1, 308 yds, 3TD; **Receiving:** LOU: Russell 6-49-0, M. Jones 5-67-0, Tinch 4-60-0, Gates 3-36-1, T. Jones 2-34-2; UM: Jenkins 7-68-0, Everett 4-44-0, Parrish 4-41-1, Olsen 3-89-1

Attendance: 63,715

### Game Notes

- Lionel Gates produced his second 100-yard rushing game of the season and the fourth of his career, gaining 109 yards on 13 carries.
- Senior wide receiver J.R. Russell caught a pass in the first quarter to extend his streak of consecutive games with a catch to 29. Russell moved up to sixth on the Cardinals' career receiving yards (1,845 yards) and tied for seventh in career receptions (135) with six catches for 49 yards in the game.
- Senior quarterback Stefan LeFors opened the game by hitting his first nine passes. He was 9-for-9 for 141 yards. He has thrown for 4,179 career yards, becoming the 10<sup>th</sup> quarterback in U of L history to throw for more than 4,000 yards in a career. He threw for 242 yards (17-of-22) before leaving the game with a concussion in the second half.
- Senior wide receiver Tiger Jones recorded the first two touchdown game of his career. He entered the game with just three career TDs.



### The Last Time Louisville ...

shut out its opponent: North Carolina, 9/25/04  
 rushed for 300 yards: 445 vs. Houston, 11/22/03  
 rushed for 400 yards: 445 vs. Houston, 11/22/03  
 had less than 50 yards rushing: 23 vs. Southern Mississippi, 11/14/02  
 had less than 100 yards rushing: 57 vs. Memphis, 11/15/03  
 held an opponent to negative yards rushing: -56 vs. Grambling, 9/9/00  
 attempted less than 10 passes: 9 vs. Houston, 11/16/96  
 attempted 40 passes: 53 vs. Houston, 10/23/99  
 attempted 50 passes: 53 vs. Houston, 10/23/99  
 completed 25 passes: 31 vs. TCU, 11/5/03  
 passed for 300 yards: 334 vs. ECU, 10/2/04  
 passed for 400 yards: 459 vs. TCU, 11/5/03  
 passed for 500 yards: 592 vs. East Carolina, 11/14/98  
 had less than 100 yards of total offense: 55 vs. Florida St., 9/13/80  
 had less than 200 yards of total offense: 176 vs. Cincinnati, 11/7/02  
 had 500 yards of total offense: 507 vs. Miami, 10/14/04  
 had 600 yards of total offense: 779 vs. Houston, 11/22/03  
 had 700 yards of total offense: 779 vs. Houston, 11/22/03  
 had 30 first downs: 30 vs. North Carolina, 9/25/04  
 punted 10 times: 11 vs. Southern Mississippi, 11/14/02  
 was penalized 10 times: 11 vs. Miami, 10/14/04  
 scored 50 points: 59 vs. ECU, 10/2/04  
 scored 60 points: 66 vs. Houston, 11/22/03  
 trailed after three quarters but rallied to win: vs. USM, 10/16/02  
 scored four touchdowns in a quarter: 4 vs. Cincinnati, 10/3/98

### The Last Time A Cardinal ...

had 25 carries in a game: 25, Eric Shelton vs. Kentucky, 8/31/03  
 had 30 carries in a game: 30, Tony Stallings vs. Houston, 11/18/00  
 ran for 100 yards: 109, Lionel Gates vs. Miami, 10/14/04  
 ran for 150 yards: 155, Tony Stallings vs. Memphis, 9/29/01  
 ran for 200 yards: 220, Anthony Shelman vs. Tulsa, 11/26/94  
 had a 50-yard scoring run: 67, Eric Shelton vs. ECU, 10/2/04  
 had an 80-yard scoring run: 88, Lionel Gates vs. Miami, 12/18/03  
 had two players rushing for 100 yards: 140, Lionel Gates, 137 Michael Bush vs. Houston, 11/22/03  
 QB rushed for 100 yards: 162, Jim Wagoner vs. Drake, 10/19/73  
 rushed and passed for 100 yards: Jim Wagoner vs. Drake, 10/19/73  
 attempted 40 passes: 46, Stefan LeFors vs. TCU, 11/5/03  
 attempted 50 passes: 50, Dave Ragone vs. TCU, 11/23/01  
 completed 30 passes: 31 vs. Stefan LeFors vs. TCU, 11/5/03  
 passed for 300 yards: 459, Stefan LeFors vs. TCU, 11/5/03  
 passed for 400 yards: 459, Stefan LeFors vs. TCU, 11/5/03  
 three scoring passes: 3, Stefan LeFors vs. Miami, 10/14/04  
 four scoring passes: 5, Dave Ragone vs. East Carolina, 10/26/02  
 five scoring passes: 5, Dave Ragone vs. East Carolina, 10/26/02  
 six scoring passes: 6, Chris Redman vs. East Carolina, 11/14/98  
 75-yard scoring pass: 82, Ragone to Parker vs. Kentucky, 9/1/01  
 caught 10 passes: 10, Ronnie Ghent vs. Duke, 9/7/02  
 caught three touchdown passes: 3, J.R. Russell vs. Miami, 12/18/03  
 had 100 yards receiving: 101, J.R. Russell vs. ECU, 10/3/04  
 had 150 yards receiving: 153, J.R. Russell vs. Army, 10/11/03  
 had 200 yards receiving: 214, Ibn Green vs. East Carolina, 11/14/98  
 had 300 yards of total offense: 301, Stefan LeFors vs. Army, 9/11/04  
 had 400 yards of total offense: 493, Stefan LeFors vs. TCU, 11/5/03  
 had 500 yards of total offense: 578, Chris Redman vs. ECU, 11/14/98  
 scored three touchdowns: 3, J.R. Russell vs. Miami, 12/18/03  
 scored four touchdowns: 5, Eric Shelton vs. ECU, 10/2/04  
 accounted for six touchdowns: 6, Chris Redman vs. ECU, 11/14/98  
 accounted for five touchdowns: 5, Dave Ragone vs. ECU, 10/26/02  
 returned kickoff for a touchdown: 92, Broderick Clark vs. UC, 11/7/02  
 returned punt for a touchdown: 81, Damien Dorsey vs. Army, 9/21/02  
 returned an int. for a touchdown: Kerry Rhodes vs. Kentucky, 9/5/04  
 returned a fumble for TD: 27, Brandon Johnson vs. Cincinnati, 11/28/03  
 blocked a punt: Tiger Jones vs. Miami, 12/18/03  
 blocked a punt for a touchdown: J.R. Russell blocked a punt and Jonathan Jackson recovered it in the end zone vs. Kentucky, 8/31/03  
 blocked a field goal: Kerry Rhodes vs. Houston, 11/22/03  
 blocked an extra point: Josh Minkins vs. Temple, 9/27/03  
 had a 60-yard punt: 63, Chris Sivori vs. Tulane, 11/18/00  
 had a 70-yard punt: 78, Brandon Brookfield vs. Texas A&M, 11/7/92  
 kicked a 50-yard field goal: 52, Nate Smith vs. UAB, 11/23/02  
 kicked four field goals: 4, Nate Smith vs. Houston, 11/18/00  
 kicked three field goals: 3, Nate Smith vs. East Carolina, 10/25/03

kicked a game-winning field goal: Nate Smith vs. USM, 11/14/02  
 had a field goal blocked: vs. Kentucky, 9/5/04  
 scored a two-point conversion: Stefan LeFors rush vs. UC, 11/28/03  
 had two interceptions: 2, Kerry Rhodes vs. Kentucky, 9/5/04  
 had three interceptions: 3, Anthony Floyd vs. Southern Miss, 11/14/00  
 had 20 or more tackles: 20, Xavier Burrell vs. Army, 11/21/98  
 had four sacks: 4, Michael Josiah vs. Grambling, 9/9/00  
 had three sacks: 3, Dewayne White, vs. Tulane, 11/3/01

### The Last Time An Opponent ...

shut out Louisville: 32-0, Florida State, 9/23/00  
 rushed for 300 yards: 407, New Mexico State, 8/23/01  
 rushed for 400 yards: 407, New Mexico State, 8/23/01  
 had less than 50 yards rushing: 26, Army, 9/21/02  
 had less than 100 yards rushing: 53, East Carolina, 10/2/04  
 held an opponent to negative yards rushing: -26, TCU, 10/19/02  
 attempted less than 15 passes: 11, Army, 10/7/99  
 completed five or fewer passes: 5, Army, 10/7/99  
 attempted 40 passes: 40, Cincinnati, 11/28/03  
 attempted 50 passes: 55, Army, 10/11/03  
 had less than 100 yards passing: 87, Colorado State, 10/4/01  
 passed for 300 yards: 308, Miami, 10/14/04  
 passed for 400 yards: 429, Oklahoma, 9/25/99  
 passed for 500 yards: 571, Kentucky, 9/5/98  
 had less than 100 yards of total offense: 60, Grambling, 9/9/0  
 had less than 200 yards of total offense: 140, Army, 10/21/02  
 had 500 yards of total offense: 597, Miami, 12/18/03  
 had 600 yards of total offense: 613, Marshall, 12/23/98  
 had 700 yards of total offense: 801, Kentucky, 9/5/98  
 had 30 first downs: 37, Kentucky, 9/5/98  
 weren't penalized: Tulane, 10/17/03  
 scored 50 points: 59, Army, 10/7/99  
 scored 60 points: 68, Kentucky, 9/5/98  
 trailed after three quarters but rallied to win: Miami, 10/14/04;  
 trailing 24-21; W, 41-38  
 scored four touchdowns in a quarter: 4, Army, 10/7/99  
 did not fumble: Miami, 12/18/03

### The Last Time An Individual ...

had 30 carries in a game: 41, Joffrey Reynolds, Houston, 11/3/02  
 ran for 100 yards: 142, Cal Murray, Miami, 12/18/03  
 ran for 150 yards: 154, DeAngelo Williams, Memphis, 11/15/03  
 ran for 200 yards: 269, Mike Wallace, Army, 10/7/99  
 80-yard scoring run: 80, Randolph Brown, Southern Miss, 10/12/85  
 had two players rushing for 100 yards: 137, Ricky Madison, 106, Lonta Hobbs, TCU 10/19/02  
 attempted 50 passes: 54, Patrick Ramsey, Tulane, 10/28/00  
 completed 30 passes: 34, Patrick Ramsey, Tulane, 10/28/00  
 passed for 300 yards: 308, Brock Berlin, Miami, 10/14/03  
 passed for 400 yards: 429, Josh Heupel, Oklahoma, 9/25/99  
 threw three scoring passes: 3, Brock Berlin, Miami, 10/14/04  
 threw four scoring passes: 4, Ben Roethlisberger, Miami, 12/18/03  
 threw five scoring passes: 5, Josh Heupel, Oklahoma, 9/25/99  
 threw six scoring passes: 7, Tim Couch, Kentucky, 9/5/98  
 player threw a 75-yard scoring pass: 80, Casey Printers to Adrian Madise, TCU, 11/23/02  
 caught 10 passes: 10, Terrence Copper, ECU, 10/25/03  
 caught three touchdown passes: 3, Cos Dematteo, UTC, 9/11/99  
 had 100 yards receiving: 169, Marti Nance, Miami, 12/18/03  
 had 200 yards receiving: 207, Cos Dematteo, UTC, 9/11/99  
 had 300 yards total offense: 373, Ben Roethlisberger, Miami, 12/18/03  
 had 400 yards of total offense: 410, Josh Heupel, Oklahoma, 9/25/99  
 scored three touchdowns: 3, Cecil Sapp, Colorado State, 9/14/02  
 scored four touchdowns: 4, Howard Twilley, Tulsa, 11/6/65  
 accounted for six touchdowns: 6, Josh Heupel, Oklahoma, 9/25/99  
 accounted for five touchdowns: 6, Josh Heupel, Oklahoma, 9/25/99  
 returned a kickoff for a touchdown: 100, Ricky Wilson, Houston, 11/22/03  
 returned a punt for a touchdown: 78, Darius Hester, Miami, 10/14/04  
 returned an INT for a touchdown: 35, Matt Pusateri, Miami, 12/18/03  
 returned a fumble for a touchdown: 88, Ryan Kent, Army, 9/21/02  
 blocked a punt: Eric Pruitt, Southern Miss, 11/14/02  
 blocked a punt for a touchdown: Carlos Ochoa, East Carolina, 11/14/98  
 kicked a 50-yard field goal: 53, Derek Schmidt, Florida State, 10/25/86  
 kicked three field goals: 3, Jeff Babcock, Colorado State, 9/14/02



# All-Conference and Player of the Year Candidate



**Stefan LEFORS**

>> Quarterback >>  
Sr. • 6-0 • 200



Baton Rouge, La.  
Christian Life Academy

#17

### 2004 — Senior Season

One of the finalists for the Unitas Award... completing 75.6 percent of his throws... ranks second nationally in passing efficiency... has thrown for 922 yards and just one interception... completed 17-of-22 passes for 242 and three touchdowns against Miami... was 12-of-14 for 148 yards and a touchdown against ECU... completed 13-of-16 for

123 yards against North Carolina... threw for 270 yards on 18-of-24 passing against Army.

### 2003 — Junior Season

Named first team All-Conference USA ... guided the offense to one of the finest seasons in school history ... threw for 3,145 yards and 17 touchdowns, and tossed just 10 interceptions ... completed 61.3 percent of his passes, which is tied for the third-highest in school history ... his 3,145 yards are the third-highest in school history ... completed 219 passes — the seventh-highest total in school history ... accounted for 3,550 yards of total offense ... led Conference USA in total offense and ranks second in passing and passing efficiency ... ranked 16th in the nation in total offense and 23rd in passing efficiency ... rushed 71 times for 405 yards and three touchdowns ... the 405 yards rushing are the most for a quarterback in school history... threw for 226 yards and two touchdowns in the GMAC Bowl loss to Miami ... completed a 54-yard touchdown pass with 1:10 remaining to lift the Cards to a 43-40 win over Cincinnati... also scampered 69 yards for a touchdown... completed 24-of-31 passes for 334 yards and two touchdowns in a 66-45 win over Houston... became just the second player in school history to throw for more than 400 yards in a game when he totaled a career-best 459 yards against TCU... completed 5-of-7 passes for 100 yards and two touchdowns against Temple before leaving the game with an injury... completed a career-best 19-of-28 passes... was 16-of-25 for 266 yards and a career-high three touchdown passes in a win over Syracuse... made his first collegiate start at Kentucky, completing 14-of-23 passes for 180 yards and a touchdown.

### 2002 — Sophomore Season

Saw action in three games at quarterback, completing 5-of-7 passes for 49 yards and a score ... garnered fourth-quarter playing time against Duke, Army and Marshall in the GMAC Bowl ... held on extra-points and field goals ... married in May to the former Joy Trahan.

### 2001 — Red-shirt Freshman Season

Appeared in five games as Dave Ragone's backup ... completed 3-of-9 passes for 63 yards and gained another 18 on the ground ... held on extra-points and field goals.

### 2000 — Freshman Season

Didn't see game action.

### Christian Life Academy High School

Four-year starter ... led CLA to four consecutive 2A playoff appearances ... lettered three times in basketball and four times in track ... threw for almost 6,000 yards in his prep career ... all-state selection after throwing for 2,100 yards and 28 TDs as a senior ... ran for another 500 yards and six scores in '99 ... two-time *Baton Rouge Advocate* all-metro choice ... accounted for 59 TD passes in his career ... two-way performer who intercepted 11 passes as a junior to earn all-state honors at defensive back ... part of a two-time state champion 4x100 relay team.

### LeFors' Career Statistics

Year	Att.	Comp.	Int.	Comp.%	Yds.	TD	Rushes	Yds.	TD
2001	9	3	0	33.3	63	0	4	18	0
2002	7	5	0	71.4	49	1	0	0	0
2003	357	219	10	61.3	3145	17	71	405	3
2004	90	68	1	75.6	922	6	29	114	0
<b>Totals</b>	<b>463</b>	<b>295</b>	<b>11</b>	<b>63.7</b>	<b>4,179</b>	<b>24</b>	<b>104</b>	<b>537</b>	<b>3</b>

### LeFors' 2004 Game-By-Game

Game	Att-C-I	Yds.	TD	Att.	Yds.	TD	Total Offense
Kentucky	14-8-1	139	1	5	21	0	19-161
Army	24-18-0	270	1	5	31	0	29-301
N. Carolina	16-13-0	123	0	5	27	0	21-150
ECU	14-12-0	148	1	6	30	0	20-178
Miami	22-17-0	242	3	8	5	0	30-247

### LeFors' 2003 Game-By-Game

Game	Att-C-I	Yds.	TD	Att.	Yds.	TD	Total Offense
Kentucky	23-14-1	180	1	4	19	0	27-199
Syracuse	25-16-1	266	3	5	34	0	30-300
UTEP	19-12-0	164	2	2	12	0	21-176
Temple	7-5-0	100	2	1	6	0	8-106
USF	40-19-2	267	1	10	25	1	50-292
Army	28-19-1	406	0	4	2	0	32-410
Tulane	27-16-0	188	0	6	70	0	33-258
ECU	27-17-0	187	1	7	48	0	34-235
TCU	46-31-0	459	1	8	34	1	54-493
Memphis	31-13-1	159	0	8	4	0	39-163
Houston	31-24-0	334	2	3	22	0	34-356
Cincinnati	27-16-1	211	2	5	80	1	32-291
Miami	26-17-3	224	2	8	49	0	34-273



# All-Conference and Player of the Year Candidate



**J.R.  
Russell**

>> Wide Receiver >>

Sr. • 6-3 • 204

Tampa, Fla.  
Gaither High School

#3

Tallest of the Cardinal wideouts, he pulled down 14 catches for 151 yards and two scores ... hauled in a 13-yard touchdown pass against New Mexico State in his first collegiate game ... pulled down three balls for 37 yards, including a 21-yard score against Tulane ... had his best day against TCU in the season-finale with career highs of five receptions and 59 yards.

**2000 — Freshman Season**  
Didn't see game action.

**Gaither High School**  
Three-time letterwinner in football and basketball at Gaither High ... all-*Tampa Tribune* selection on the gridiron and hardwood as a senior ... caught 40 passes including 10 scores in '99 ... helped Gaither advance to the regional semifinals as a senior ... averaged more than 21 points a game to finish fourth in Hillsborough County ... all-academic selection in '98 and '99 ... missed most of his junior campaign with an ankle injury but caught 28 passes in three games ... a two-way starter in prep action.

**Russell's Career Statistics**

Year	Rec	Yds	TD	Avg.
2001	14	151	2	10.8
2002	24	287	2	12.2
2003	75	1213	8	16.1
2004	29	295	1	10.2
<b>Totals</b>	<b>142</b>	<b>1,946</b>	<b>13</b>	<b>13.7</b>

**Russell's 2004 Game-By-Game**

Game	Rec	Yds	TD
Kentucky	2	17	0
Army	6	65	0
North Carolina	8	63	0
ECU	7	101	1
Miami	6	49	0

**Russell's 2003 Game-By-Game**

Game	Rec	Yds	TD
Kentucky	3	45	0
Syracuse	6	133	1
UTEP	3	38	0
Temple	5	99	1
USF	7	67	0
Army	6	153	0
Tulane	6	80	0
ECU	5	77	1
TCU	8	119	0
Memphis	4	36	0
Houston	9	111	1
Cincinnati	6	111	1
Miami	7	144	3

**2004 — Senior Season**

Team leader in receptions with 29... has caught a pass in 29 straight games... recorded seven receptions for 101 yards and a touchdown against ECU... caught a season-high eight passes for 63 yards against North Carolina... grabbed six passes for 65 yards against Army.

**2003— Junior Season**

Earned first team All-C-USA honors ... team's leading receiver ... caught 75 passes for a school record 1,213 yard and eight touchdowns ... 75 receptions were the third-most in a season ... averaged 16.1 yards per catch ... has caught a pass in 23 straight games... ranked 14th in the country in receiving yards and second in Conference USA ... recorded six 100-yard games ... became just the fourth player in school history to reach the 1,000-yard plateau ... grabbed seven passes for a career-best 144 yards and his first three touchdown game in a loss to Miami in the GMAC Bowl ... caught a career-high nine passes for 111 yards and a touchdowns versus Houston ... recorded six catches for 111 yards, including a 54-yard touchdown reception with 1:10 remaining to give the Cards a 43-40 win over Cincinnati ... grabbed five passes for 77 yards, including a 35-yard scoring strike with 6:47 left in the fourth quarter that helped lift the Cardinals to a win over ECU ... caught six passes for a career-best 153 yards against Army ... grabbed career-best seven passes versus USF... raced 55 yards for a touchdown against Temple ... nabbed six passes for 133 yards and a score in win over Syracuse.

**2002 — Sophomore Season**

Saw action in all 13 games with four starting assignments ... ranked fourth on the squad with a career-high 24 receptions ... hauled in at least one pass in all but one game ... pulled down three balls for a season-high 59 yards and a 30-yard touchdown against East Carolina ... nabbed a game-tying, 34-yard scoring pass from Dave Ragone in the third quarter at Southern Miss to pull the Cards even at 17-17 -- U of L would eventually win that nationally televised game 20-17 in double-overtime.

**2001 — Red-Shirt Freshman Season**





## Numerical Roster

	No.	Name	Pos.	Ht.	Wt.	Yr.	Hometown /Previous School
	4	Ashburn, Bill	QB	6-3	195	Fr.	Pittsburgh, Pa/Moon Township
	49	Bailey, Shane	DE	6-3	285	r-Fr.	New Orleans, La./St. Augustine
1	63	Barlowe, Danny	OG	6-5	290	r-Fr.	Tallahassee, Fla./Leon
	82	Barnidge, Gary	TE	6-6	215	Fr.	Middleburg, Fla./Middleburg
2	62	Borgelt, Jeremy	OL	6-3	230	Fr.	Louisville, Ky./Holy Cross
	12	Brohm, Brian	QB	6-4	212	Fr.	Louisville, Ky./Trinity
	18	Brooks, Ben	DB	5-9	175	Fr.	Louisville, Ky./Ballard
3	19	Bush, Michael	RB	6-3	240	So.	Louisville, Ky./Male
	24	Brigman, Todd	WR	5-8	175	r-Fr.	Tallahassee, Fla./Lincoln
4	24	Burfict, Brandon	CB	5-10	187	So.	Louisville, Ky./Trinity
	26	Bradshaw, Reggie	RB	6-0	198	r-Fr.	Coquitlam, B.C./Centennial
5	43	Brown, Abe	LB	6-4	225	So.	Sarasota, Fla./Booker
	90	Burns, Johnnie	LB	6-3	225	Fr.	Neptune Beach, Fla./Fletcher
6	68	Bussey, George	OL	6-2	295	Fr.	Louisville, Ky./Western
	46	Butler, Terrance	SS	6-3	212	Fr.	Green Cove Springs, Fla./Clay
7	14	Cantwell, Hunter	QB	6-4	200	Fr.	Paducah, Ky./Paducah Tilghman
	94	Carter, Rodney	TE	6-0	234	Fr.	Louisville, Ky./DuPont Manual
8	34	Childs, Ray	SS	6-0	210	Sr.	Bloomfield, Ky./Nelson County
	4	Clark, Broderick	WR	6-0	194	Jr.	Birmingham, Ala./Parker
9	14	Council, RodC	B	5-11	185	Fr.	West Charlotte, N.C./West Charlotte
	88	Cox, Brandon	DE	6-3	230	Fr.	Atlanta, Ga./Douglass
10	29	Daniel, Elijah	WR	5-9	186	Fr.	Brundidge, Ala./Pike County
	74	Darveau, Jeremy	OT	6-7	312	Jr.	Hilton Head, S.C./Hilton Head
11	39	Deely, Justin	DB	5-10	190	Fr.	Louisville, Ky./St. Xavier
	73	Deer, Josh	OL	6-4	294	r-Fr.	Naples, Fla./Barron Collier
12	57	Denson, Antwan	FB	5-10	230	Sr.	Lakeland, Fla./Lakeland
	85	Douglas, Harry	WR	5-11	158	r-Fr.	Jonesboro, Ga./Jonesboro
13	58	Dumervil, Elvis	DE	6-0	244	Jr.	Miami, Fla./Miami-Jackson
	10	Dunbar, Domonique	DB	6-0	187	Sr.	Bradenton, Fla./Manatee
14	36	Flannery, Todd	K	6-0	170	r-Fr.	Louisville, Ky./Male
	42	Floyd, ChaseS		6-1	210	Fr.	Florence, Ky./Boone County
15	37	Folmar, Marcus	WR	5-11	175	Fr.	East Brewton, Ala./Neal
	79	Foster, Renardo	OT	6-5	327	So.	Ripley, Tenn./Ripley
16	23	Gates, Lionel	RB	6-0	225	Sr.	Jacksonville, Fla./Parker
	21	Gay, William	CB	5-11	179	So.	Tallahassee, Fla./Rickards
17	89	Giacomini, Breno	TE	6-7	242	Fr.	Malden, Mass./Malden
	87	Golsby, Dale	WR	5-6	145	Fr.	Covington, Ky./Holmes
18	94	Grady, Adrian	DT	6-2	291	Fr.	Nichole, Ga./Coffee
	65	Hargens, Justin	LS	6-2	213	Jr.	Gillette, Wyo./Glendale CC
19	67	Harley, Brinson	DL	6-1	289	So.	Seale, Ala./Russell County
	25	Harris, Antoine	CB	5-10	184	Sr.	Columbus, Ohio/Bishop Ready
20	31	Haskins, J.T.D	B	5-9	178	Sr.	Lexington, Ky./Bryan Station
	20	Haskins, Robert	WR	5-6	175	Jr.	Lexington, Ky./Bryan Station
21	20/87	Horton, Jason	WR	6-0	175	r-Fr.	St. Louis, Mo./Lutheran North
	52	Jackerson, Jonathan	LB	6-2	229	Sr.	Fairfield, Ala./Fairfield
22	41	Jackson, James	FB	6-1	238	So.	Covington, Ky./Holmes
	11	Jackson, Malik	LB	6-2	219	r-Fr.	Dunwoody, Ga./Dunwoody
23	97	Johnson, Brandon	LB	6-5	208	Jr.	Birmingham, Ala./Minor
	30	Johnson, Brent	SS	5-11	201	Sr.	Mobile, Ala./St. Paul's
24	34	Johnson, Etian	CB	6-0	195	Fr.	Louisville, Ky./Trinity
	44	Johnson, Willie	LB	6-0	212	r-Fr.	Tallahassee, Fla./Lincoln
25	56	Jones, Marcus	DE	6-2	234	Sr.	Alachua, Fla./Santa Fe
	86	Jones, Montrell	WR	6-0	199	Jr.	Louisville, Ky./Male/Tennessee
26	2	Jones, Tiger	WR	5-11	181	Sr.	Mobile, Ala./St. Paul's
1		Kerry Rhodes	FS				
2		Tiger Jones	WR				
3		J.R. Russell	WR				
4		Bill Ashburn	QB				
5		Antoine Sharp	CB				
6		Preston Smith	LB				
8		Early McCray	CB				
9		Joshua Tinch	WR				
10		George Stripling	RB				
10		Domonique Dunbar	CB				
11		Malik Jackson	LB				
12		Brian Brohm	QB				
13		Jon Russell	FS				
14		Hunter Cantwell	QB				
15		Brent Moody	P				
17		Stefan LeFors	QB				
18		Ben Brooks	DB				
19		Michael Bush	RB				
20		Robert Haskins	WR				
21		William Gay	CB				
22		Lamar Myles	LB				
23		Lionel Gates	RB				
24		Brandon Burfict	CB				
24		Todd Brigman	WR				
25		Antoine Harris	CB				
26		Reggie Bradshaw	RB				
27		Gavin Smart	CB				
28		Sergio Spencer	RB				
29		Deon Palmer	DB				
29		Elijah Daniel	WR				
30		Brent Johnson	SS				
31		J.T. Haskins	SS				
32		Eric Shelton	RB				
33		Kolby Smith	RB				
34		Ray Childs	LB				
34		Etian Johnson	CB				
35		Brandon Sharp	FS				
36		Todd Flannery	K/P				
37		Marcus Folmar	WR				
38		Rob Zarrilli	K				
39		Justin Deeley	D				
41		James Jackson	FB				
42		Chase Floyd	S				
43		Abe Brown	LB				
44		Willie Johnson	LB				
45		Adam McCauley	TE				
46		Terrance Butler	LB				
47		Dertontae Taylor	LB				
48		Bobby Leffew	DT				
49		Shane Bailey	DE				
50		Chad Rimpsey	DE				



81	Kuhn, Scott	TE	6-5	245	Fr.	Burlington, Ky./Conner
48	Leffew, Bobby	DT	6-4	289	Sr.	Danville, Ky./Boyle County
78	Leffew, Travis	OT	6-4	297	Jr.	Danville, Ky./Boyle County
17	LeFors, Stefan	QB	6-0	200	Sr.	Baton Rouge, La./Christian Life
18	Carmody, Arthur	K	5-8	181	r-Fr.	Shreveport, La./Loyola Colle Prep
75	Marshall, Bubba	OG	6-5	285	Jr.	Cynthiana, Ky./Harrison County
96	Martin, Jesse	DE	6-2	242	Fr.	Owensboro, Ky./Owensboro Catholic
60	Mattingly, Dane	LS	5-10	195	Fr.	Louisville, Ky./St. Xavier
64	May, Devon	OL	6-4	275	r-Fr.	Columbus, Ohio/Bishop Watterson
45	McCauley, Adam	TE	6-4	232	Sr.	Cincinnati, Ohio/Madeira/Georgetown
8	McCray, Early	CB	5-9	193	r-Fr.	Douglas, Ga./Coffee County
54	McCune, Robert	LB	6-0	244	Sr.	Mobile, Ala./LeFlore
84	McKinney, Steve	CB	5-11	190	Fr.	Louisville, Ky./Ballard
95	Mitchell, Maurice	LB	6-3	243	Fr.	Glasgow, Ky./Glasgow
15	Moody, Brent	P	5-11	193	So.	Tallahassee, Fla./Lincoln
69	Moody, Phillip	OL	6-4	260	Fr.	Tallahassee, Fla./N. Florida Christian
22	Myles, Lamar	LB	6-0	205	Fr.	Winterhaven, Fla./Lake Region
91	Okoye, Amobi	DT	6-1	317	So	Huntsville, Ala./Lee
29/15	Palmer, Deon	CB	5-10	190	Fr.	Thomson, Ga./Ga.Southern/Thomson
76	Quarterman, Kurt	OG	6-5	366	Jr.	Albany, Ga./Westover
70	Rabatin, Will	C	6-1	304	Sr.	Louisville, Ky./Georgetown College
1	Rhodes, Kerry	FS	6-3	215	Sr.	Bessemer, Ala./Lanier
80	Riley, Jimmy	WR	6-1	204	So.	Youngstown, Ohio/Ursuline
50	Rimpsey, Chad	DE	6-3	244	Jr.	Oxford, Ala./Oxford
3	Russell, J.R.	WR	6-3	204	Sr.	Tampa, Fla./Gaither
13	Russell, Johnathan	S	5-10	181	r-Fr.	Alexander City, Ala./Benjamin Russell
55	Sanders, Matt	LB	6-2	242	r-Fr.	Louisville, Ky./Male
61	Seguin, Jeremy	DT	6-2	294	Jr.	Jacksonville, Fla./Bolles
5	Sharp, Antoine	CB	6-1	196	Jr.	Jacksonville, Fla./Bolles
35	Sharp, Brandon	S	5-11	181	So.	Jacksonville, Fla./Bolles
32	Shelton, Eric	RB	6-2	247	Jr.	Lexington, Ky./Florida State
66	Shivers, Devin	OT	6-5	307	Fr.	Monroe, Ga./George Walton
27	Smart, Gavin	CB	5-9	190	So.	Lakeland, Fla./Lakeland
33	Smith, Kolby	RB	5-11	203	So.	Tallahassee, Fla./James Rickards
6	Smith, Preston	LB	6-1	212	r-Fr.	Sandersville, Ga./Washington County
28	Spencer, Sergio	RB	5-10	178	So.	Louisville, Ky./Male
59	Spitz, Jason	OG	6-4	308	Jr.	Jacksonville, Fla./Bolles
92	Stanley, Montavious	DT	6-2	305	Jr.	Albany, Ga./Westover
10	Stripling, George	RB	6-0	185	Fr.	Jacksonville, Fla./Andrew Jackson
53	Sturgeon, Michael	OL	6-3	288	So.	Louisville, Ky./St. Xavier
71	Tavarezky, P.J.	C	6-3	294	So.	Carmel, Ind./Carmel
47	Taylor, Deriontae	FB	5-8	220	So.	Montgomery, Ala./Jeff Davis
9	Tinch, Joshua	WR	6-3	215	Sr.	Albany, Ga./Westover
51	Webb, Matt	LS	6-0	235	So.	Ashland, Ore./Scottsdale CC/Ashland
99	Williams, Josh	DL	6-3	246	Fr.	Cedartown, Ga./Cedartown
77	Wood, Eric	OL	6-4	290	Fr.	Cincinnati, Ohio/Elder
38	Zarrilli, Rob	K	5-10	180	r-Fr.	Orlando, Fla.Colonial

## Numerical Roster

51	Matt Webb	LS
52	Jon Jackerson	LB
53	Michael Sturgeon	OL
54	Robert McCune	LB
55	Matt Sanders	LB
56	Marcus Jones	DE
57	Antwan Denson	FB
58	Elvis Dumervil	DE
59	Jason Spitz	OG
60	Dane Mattingly	LS
61	Jeremy Seguin	DT
62	Nick Borgelt	OL
63	Danny Barlowe	OL
64	Devon May	OL
65	Justin Hargens	DL
66	Devin Shivers	OT
67	Brinson Harley	DT
68	George Bussey	OL
69	Phillip Moody	OL
70	Will Rabatin	C
71	P.J. Tavarezky	C
73	Josh Deer	OL
74	Jeremy Darveau	OT
75	Bubba Marshall	OG
76	Kurt Quarterman	OG
77	Eric Wood	OT
78	Travis Leffew	OT
79	Renardo Foster	OT
80	Jimmy Riley	WR
81	Scott Kuhn	TB
82	Gary Barnidge	TE
84	Steve McKinney	CB
85	Harry Douglas	WR
86	Montrell Jones	WR
87	Dale Golsby	WR
88	Brandon Cox	DE
89	Breno Giacomini	TE
90	Johnnie Burns	LB
91	Amobi Okoye	DT
92	Montavious Stanley	DT
93	Rodney Carter	TE
94	Adrian Grady	DT
95	Maurice Mitchell	LB
96	Jessie Martin	DE
97	Brandon Johnson	LB
99	Josh Williams	DE

University of Louisville  
Louisville Cardinals Overall Team Statistics (as of Oct 22, 2004)  
All games

TEAM STATISTICS	LOU	OPP
SCORING.....	211	69
Points Per Game.....	42.2	13.8
FIRST DOWNS.....	134	78
Rushing.....	61	23
Passing.....	66	48
Penalty.....	7	7
RUSHING YARDAGE.....	1198	452
Yards gained rushing.....	1311	571
Yards lost rushing.....	113	119
Rushing Attempts.....	234	146
Average Per Rush.....	5.1	3.1
Average Per Game.....	239.6	90.4
TDs Rushing.....	20	2
PASSING YARDAGE.....	1324	1024
Att-Comp-Int.....	146-106-2	165-91-8
Average Per Pass.....	9.1	6.2
Average Per Catch.....	12.5	11.3
Average Per Game.....	264.8	204.8
TDs Passing.....	7	6
TOTAL OFFENSE.....	2522	1476
Total Plays.....	380	311
Average Per Play.....	6.6	4.7
Average Per Game.....	504.4	295.2
KICK RETURNS: #-YARDS.....	11-196	33-652
PUNT RETURNS: #-YARDS.....	18-150	10-126
INT RETURNS: #-YARDS.....	8-105	2-20
KICK RETURN AVERAGE.....	17.8	19.8
PUNT RETURN AVERAGE.....	8.3	12.6
INT RETURN AVERAGE.....	13.1	10.0
FUMBLES-LOST.....	9-3	7-5
PENALTIES-YARDS.....	31-288	38-283
Average Per Game.....	57.6	56.6
PUNTS-YARDS.....	15-626	32-1144
Average Per Punt.....	41.7	35.8
Net punt average.....	33.3	31.1
TIME OF POSSESSION/GAME.....	32:47	27:13
3RD-DOWN CONVERSIONS.....	37/71	21/69
3rd-Down Pct.....	52%	30%
4TH-DOWN CONVERSIONS.....	7/11	4/8
4th-Down Pct.....	64%	50%
SACKS BY-YARDS.....	13-83	10-54
MISC YARDS.....	9	0
TOUCHDOWNS SCORED.....	28	9
FIELD GOALS-ATTEMPTS.....	5-7	2-2
PAT-ATTEMPTS.....	28-28	9-9
ATTENDANCE.....	82901	140845
Games/Avg Per Game.....	2/41450	3/46948
Neutral Site Games.....		0/0

SCORE BY QUARTERS	1st	2nd	3rd	4th	Total
Louisville Cardinals	28	58	77	48	- 211
Opponents.....	7	14	21	27	- 69

University of Louisville  
Louisville Cardinals Overall Individual Statistics (as of Oct 22, 2004)  
All games

RUSHING	GP	Att	Gain	Loss	Net	Avg	TD	Long	Avg/G
SHELTON, Eric	5	52	348	5	343	6.6	8	67	68.6
BUSH, Michael	5	59	276	11	265	4.5	3	13	53.0
GATES, Lionel	4	40	263	13	250	6.2	5	39	62.5
SMITH, Kolby	5	20	128	0	128	6.4	0	18	25.6
LeFORS, Stefan	5	29	155	41	114	3.9	0	20	22.8
BRADSHAW, R.	4	13	69	2	67	5.2	1	21	16.8
BROHM, Brian	5	15	71	33	38	2.5	2	16	7.6
QUARTERMAN, K.	5	1	1	0	1	1.0	1	1	0.2
HASKINS, Robert	3	1	0	4	-4	-4.0	0	0	-1.3
TEAM	4	4	0	4	-4	-1.0	0	0	-1.0
Total.....	5	234	1311	113	1198	5.1	20	67	239.6
Opponents.....	5	146	571	119	452	3.1	2	34	90.4

PASSING	GP	Effic	Att-Cmp-Int	Pct	Yds	TD	Lng	Avg/G
LeFORS, Stefan	5	181.39	90-68-1	75.6	922	6	61	184.4
BROHM, Brian	5	137.86	53-38-1	71.7	402	1	48	80.4
TEAM	4	0.00	2-0-0	0.0	0	0	0	0.0
BUSH, Michael	5	0.00	1-0-0	0.0	0	0	0	0.0
Total.....	5	161.86	146-106-2	72.6	1324	7	61	264.8
Opponents.....	5	109.59	165-91-8	55.2	1024	6	60	204.8

RECEIVING	GP	No.	Yds	Avg	TD	Long	Avg/G
RUSSELL, J.R.	5	29	295	10.2	1	20	59.0
JONES, Montrell	5	16	192	12.0	0	20	38.4
CLARK, B.	5	14	211	15.1	1	61	42.2
TINCH, Joshua	5	10	157	15.7	0	34	31.4
McCAULEY, Adam	5	9	130	14.4	0	23	26.0
GATES, Lionel	4	7	58	8.3	2	26	14.5
BUSH, Michael	5	5	100	20.0	0	41	20.0
JONES, Tiger	5	5	73	14.6	2	22	14.6
SMITH, Kolby	5	4	67	16.8	1	48	13.4
DOUGLAS, Harry	5	3	24	8.0	0	11	4.8
SHELTON, Eric	5	2	4	2.0	0	3	0.8
BARNIDGE, Gary	5	1	10	10.0	0	10	2.0
GIACOMINI, B.	5	1	3	3.0	0	3	0.6
Total.....	5	106	1324	12.5	7	61	264.8
Opponents.....	5	91	1024	11.3	6	60	204.8

PUNT RETURNS	No.	Yds	Avg	TD	Long
JONES, Montrell	15	139	9.3	0	54
HASKINS, Robert	2	0	0.0	0	0
RHODES, Kerry	1	11	11.0	0	0
Total.....	18	150	8.3	0	54
Opponents.....	10	126	12.6	1	78

INTERCEPTIONS	No.	Yds	Avg	TD	Long
RHODES, Kerry	3	56	18.7	1	56
JOHNSON, Bra.	2	49	24.5	0	47
SHARP, Brandon	1	0	0.0	0	0
RUSSELL, Jon	1	0	0.0	0	0
SHARP, Antoine	1	0	0.0	0	0
Total.....	8	105	13.1	1	56
Opponents.....	2	20	10.0	0	14

KICK RETURNS	No.	Yds	Avg	TD	Long
CLARK, B.	6	122	20.3	0	30
GATES, Lionel	5	74	14.8	0	22
Total.....	11	196	17.8	0	30
Opponents.....	33	652	19.8	0	44

FUMBLE RETURNS	No.	Yds	Avg	TD	Long
JOHNSON, Brent	1	0	0.0	0	0
SHARP, Antoine	1	9	9.0	0	9
Total.....	2	9	4.5	0	9
Opponents.....	0	0	0.0	0	0

University of Louisville  
 Louisville Cardinals Overall Individual Statistics (as of Oct 22, 2004)  
 All games

SCORING	TD	FGs	PATs					DXP	Saf	Points
			Kick	Rush	Rev	Pass	Pass			
SHELTON, Eric	8	0-0	0-0	0-0	0	0-0	0	0	48	
CARMODY, Art	0	5-7	28-28	0-0	0	0-0	0	0	43	
GATES, Lionel	7	0-0	0-0	0-0	0	0-0	0	0	42	
BUSH, Michael	3	0-0	0-0	0-0	0	0-0	0	0	18	
BROHM, Brian	2	0-0	0-0	0-0	0	0-0	0	0	12	
JONES, Tiger	2	0-0	0-0	0-0	0	0-0	0	0	12	
CLARK, B.	1	0-0	0-0	0-0	0	0-0	0	0	6	
BRADSHAW, R.	1	0-0	0-0	0-0	0	0-0	0	0	6	
RUSSELL, J.R.	1	0-0	0-0	0-0	0	0-0	0	0	6	
QUARTERMAN, K.	1	0-0	0-0	0-0	0	0-0	0	0	6	
SMITH, Kolby	1	0-0	0-0	0-0	0	0-0	0	0	6	
RHODES, Kerry	1	0-0	0-0	0-0	0	0-0	0	0	6	
Total.....	28	5-7	28-28	0-0	0	0-0	0	0	211	
Opponents.....	9	2-2	9-9	0-0	0	0-0	0	0	69	

TOTAL OFFENSE	G	Plays	Rush	Pass	Total	Avg/G
LeFORS, Stefan	5	119	114	922	1036	207.2
BROHM, Brian	5	68	38	402	440	88.0
SHELTON, Eric	5	52	343	0	343	68.6
BUSH, Michael	5	60	265	0	265	53.0
GATES, Lionel	4	40	250	0	250	62.5
SMITH, Kolby	5	20	128	0	128	25.6
BRADSHAW, R.	4	13	67	0	67	16.8
QUARTERMAN, K.	5	1	1	0	1	0.2
HASKINS, Robert	3	1	-4	0	-4	-1.3
TEAM	4	6	-4	0	-4	-1.0
Total.....	5	380	1198	1324	2522	504.4
Opponents.....	5	311	452	1024	1476	295.2

FIELD GOALS	FGM-FGA	Pct	01-19	20-29	30-39	40-49	50-99	Lg	Blk
CARMODY, Art	5-7	71.4	0-0	2-3	2-3	1-1	0-0	42	1

FG SEQUENCE	Louisville Cardinals	OPPONENTS
Kentucky	26	-
ARMY BLACK KNIGHTS	(28)	-
North Carolina	(24), (34)	-
ECU	39, (42)	-
UM	(31)	(24), (32)

PUNTING	No.	Yds	Avg	Long	TB	FC	I20	Blkd
MOODY, Brent	14	585	41.8	55	1	1	4	0
LeFORS, Stefan	1	41	41.0	41	1	0	0	0
Total.....	15	626	41.7	55	2	1	4	0
Opponents.....	32	1144	35.8	48	2	6	6	1

KICKOFFS	No.	Yds	Avg	TB	OB
FLANNERY, Todd	35	2116	60.5	3	2
ZARRILLI, Rob	2	112	56.0	0	0
CARMODY, Art	1	65	65.0	1	0
Total.....	38	2293	60.3	4	2
Opponents.....	16	969	60.6	3	2

Numbers in (parentheses) indicate field goal was made.

University of Louisville  
Louisville Cardinals Overall Individual Statistics (as of Oct 22, 2004)  
All games

ALL PURPOSE	G	Rush	Rec	PR	KOR	IR	Tot	Avg/G
GATES, Lionel	4	250	58	0	74	0	382	95.5
BUSH, Michael	5	265	100	0	0	0	365	73.0
SHELTON, Eric	5	343	4	0	0	0	347	69.4
CLARK, B.	5	0	211	0	122	0	333	66.6
JONES, Montrell	5	0	192	139	0	0	331	66.2
RUSSELL, J.R.	5	0	295	0	0	0	295	59.0
SMITH, Kolby	5	128	67	0	0	0	195	39.0
TINCH, Joshua	5	0	157	0	0	0	157	31.4
McCAULEY, Adam	5	0	130	0	0	0	130	26.0
LeFORS, Stefan	5	114	0	0	0	0	114	22.8
JONES, Tiger	5	0	73	0	0	0	73	14.6
BRADSHAW, R.	4	67	0	0	0	0	67	16.8
RHODES, Kerry	5	0	0	11	0	56	67	13.4
JOHNSON, Bra.	5	0	0	0	0	49	49	9.8
BROHM, Brian	5	38	0	0	0	0	38	7.6
DOUGLAS, Harry	5	0	24	0	0	0	24	4.8
BARNIDGE, Gary	5	0	10	0	0	0	10	2.0
GIACOMINI, B.	5	0	3	0	0	0	3	0.6
QUARTERMAN, K.	5	1	0	0	0	0	1	0.2
TEAM	4	-4	0	0	0	0	-4	-1.0
HASKINS, Robert	3	-4	0	0	0	0	-4	-1.3
Total.....	5	1198	1324	150	196	105	2973	594.6
Opponents.....	5	452	1024	126	652	20	2274	454.8

University of Louisville  
Louisville Cardinals Overall Defensive Statistics (as of Oct 22, 2004)  
All games

DEFENSIVE LEADERS	GP	Tackles			TFL/Yds	Sacks No-Yds	Pass Def			Fumbles Rcv-Yds	Blkd	
		Solo	Ast	Total			Int-Yds	BrUp	QBH		FF	Kick
54 McCUNE, Robert	5	24	27	51	1.0-8	1-8	.	.	1	.	.	.
97 JOHNSON, Bra.	5	22	16	38	3.0-7	.	2-49	1	.	.	.	.
58 DUMERVIL, Elvis	5	10	11	21	3.5-17	2-13	.	.	.	.	1	.
43 BROWN, Abe	5	11	8	19	2.5-13	3-12	.	.	1	.	1	.
1 RHODES, Kerry	5	9	9	18	.	.	3-56	4	.	.	.	1
31 HASKINS, J.T.	5	12	6	18	3.0-14	1-9	.	.	.	.	1	.
56 JONES, Marcus	5	6	9	15	6.0-31	4-22	.	.	.	.	.	.
91 OKOYE, Amobi	4	7	7	14	0.5-1	.	.	.	.	.	.	.
48 LEFFEW, Bobby	5	11	3	14	3.5-7	2-5	.	1	.	1-0	.	.
5 SHARP, Antoine	5	8	5	13	.	.	1-0	1	.	2-9	.	.
21 GAY, William	5	8	4	12	1.0-3	.	.	1	.	.	.	.
25 HARRIS, Antoine	5	8	3	11	2.0-7	.	.	4	.	.	.	.
92 STANLEY, M.	5	8	2	10	1.5-3	1-1	.	.	.	1-0	2	.
50 RIMPSEY, Chad	5	6	4	10	2.5-13	1-5	.	.	.	.	.	.
46 BUTLER, T.	5	8	1	9	.	.	.	.	.	.	.	.
27 SMART, Gavin	5	7	1	8	.	.	.	.	.	.	.	.
30 JOHNSON, Brent	5	5	3	8	1.0-8	1-8	.	1	.	1-0	.	.
6 SMITH, Preston	5	6	2	8	.	.	.	.	.	.	.	.
33 SMITH, Kolby	5	4	3	7	.	.	.	.	.	.	.	.
36 FLANNERY, Todd	5	3	1	4	.	.	.	1	.	.	.	.
11 JACKSON, Malik	5	2	2	4	.	.	.	.	.	.	.	.
55 SANDERS, Matt	2	3	1	4	.	.	.	.	.	.	.	.
10 DUNBAR, Domoniq	5	2	1	3	.	.	.	.	.	.	.	.
26 BRADSHAW, R.	4	1	1	2	.	.	.	.	.	.	.	.
88 COX, Brandon	3	2	.	2	1.0-4	.	.	.	.	.	.	.
49 BAILEY, Shane	3	1	1	2	.	.	.	.	.	.	.	.
19 BUSH, Michael	5	1	1	2	.	.	.	.	.	.	.	.
24 BRIGMAN, Todd	1	.	1	1	.	.	.	.	.	.	.	.
34 CHILDS, Ray	5	.	1	1	.	.	.	.	.	.	.	.
35 SHARP, Brandon	3	.	1	1	.	.	1-0	.	.	.	.	.
67 HARLEY, Brinson	2	1	.	1	.	.	.	.	.	.	.	.
76 QUARTERMAN, K.	5	1	.	1	.	.	.	.	.	.	.	.
28 SPENCER, Sergio	1	.	1	1	.	.	.	.	.	.	.	.
2 JONES, Tiger	5	.	1	1	.	.	.	.	.	.	.	.
51 WEBB, Matt	3	.	1	1	.	.	.	.	.	.	.	.
9 TINCH, Joshua	5	1	.	1	.	.	.	.	.	.	.	.
85 DOUGLAS, Harry	5	1	.	1	.	.	.	.	.	.	.	.
8 McCRAY, Early	1	1	.	1	.	.	.	1	.	.	.	.
44 JOHNSON, Willie	1	1	.	1	.	.	.	.	.	.	.	.
13 RUSSELL, Jon	3	.	.	.	.	.	1-0	.	.	.	.	.
45 McCAULEY, Adam	5	.	.	.	.	.	.	1	.	.	.	.
Total.....	5	201	138	339	32-136	13-83	8-105	17	1	5-9	6	1
Opponents.....	5	255	158	413	27-101	10-54	2-20	20	5	3-0	4	1

University of Louisville  
Louisville Cardinals Red-Zone Results (as of Oct 22, 2004)  
All games

Louisville Cardinals Inside Opponent Red-Zone

Date	Opponent	Score	Times			TDs	Rush			Pass		FGs		---- Failed to score inside RZ ----			
			In RZ	Times Scored	Total Pts		TDs	TDs	TDs	Made	FGA	Downs	Int	Fumb	Half	Game	
Sep 05	Kentucky.....	W 28-0	6	3	21	3	2	1	0	1	2	0	0	0	0		
*Sep 11	at ARMY BLACK KNIGHTS..	W 52-21	8	8	52	7	6	1	1	0	0	0	0	0			
Sep 25	at North Carolina.....	W 34-0	5	5	27	3	3	0	2	0	0	0	0	0			
*Oct 02	ECU.....	W 59-7	7	6	42	6	4	2	0	0	1	0	0	0			
Oct. 14	at UM.....	L 38-41	6	6	38	5	2	3	1	0	0	0	0	0			
Totals			32	28	180	24	17	7	4	1	3	0	0	0			
28 of 32 (87.5%)																	

Opponents Inside Louisville Cardinals Red-Zone

Date	Opponent	Score	Times			TDs	Rush			Pass		FGs		---- Failed to score inside RZ ----			
			In RZ	Times Scored	Total Pts		TDs	TDs	TDs	Made	FGA	Downs	Int	Fumb	Half	Game	
Sep 05	Kentucky.....	W 28-0	1	0	0	0	0	0	0	0	1	0	0	0			
*Sep 11	at ARMY BLACK KNIGHTS..	W 52-21	2	2	14	2	1	1	0	0	0	0	0	0			
Sep 25	at North Carolina.....	W 34-0	1	0	0	0	0	0	0	0	0	1	0				
*Oct 02	ECU.....	W 59-7	1	1	7	1	0	1	0	0	0	0	0				
Oct. 14	at UM.....	L 38-41	7	6	34	4	1	3	2	0	1	0	0				
Totals			12	9	55	7	2	5	2	0	2	0	1				
9 of 12 (75.0%)																	

