

LOUISVILLE

FOOTBALL

CONTACT: Rocco Gasparro • PHONE: (502-852-0102) • rocco.gasparro@louisville.edu
2100 S. Floyd Street • Louisville, Ky. 40299

LOUISVILLE OPENS C-USA ACTION ON THE ROAD

AT USF

The University of Louisville football team opens its Conference USA season under first-year head coach Bobby Petrino when the Cardinals (4-0) visit South Florida (2-1) on Saturday, October 4, in a 7:00 p.m. kickoff at Raymond James Stadium. The game will be televised on WDRB-Fox 41 with Don Russell and Doug James calling all the action. The game can also be heard on 840-AM in Louisville. Paul Rogers (play-by-play), Craig Swabek (color) and Greg Brohm (sidelines) call the action. Internet broadcasts are available at www.UofLsports.com.

THE HEAD COACHES

The University of Louisville head coach Bobby Petrino (4-0, 1,000) makes his coaching debut during the 2003 season. Petrino previously served as the offensive coordinator at Auburn in 2002 and worked in the NFL with the Jacksonville Jaguars from 1999-2001. Petrino returns to the Derby City after serving as the offensive coordinator in 1998. South Florida's Jim Leavitt (46-23 at USF) is in his seventh season as the head coach of the Bulls. Prior to coming to USF, Leavitt worked six seasons as an assistant coach at Kansas State. From 1990-91, Leavitt served as the linebackers coach and was promoted to defensive coordinator in 1992.

NEXT GAME

Louisville returns home to face Army in a homecoming Conference USA contest on October 11 at 3:00 p.m. The Cards are 4-3 all-time against the Cadets.

LAST WEEK

Stefan LeFors threw two early touchdown passes before suffering a concussion and Louisville improved to 4-0 for the first time since 1993 with a 21-12 win over Temple.

LeFors went 5-for-7 for 100 yards. He took a hard hit from Temple safety Sadeke Konte on Louisville's second possession. LeFors threw a 7-yard touchdown pass to tight end Richard Owens four plays later, but his day was over. Redshirt freshman Justin Rascati replaced LeFors, going 8-of-16 for 97 yards with two interceptions. The Cardinals needed only 55 seconds to take a 7-0 lead, scoring on their first possession for the third time in four games.

On second down from the Louisville 45, LeFors found J.R. Russell on a crossing route and the junior receiver weaved through Temple's defense to the end zone. Rascati directed the game's biggest drive just before halftime. Tight end Ronnie Ghent made a juggling catch in the front corner of the end zone with six seconds left for a 21-0 Louisville lead. The Owls added a pair of late touchdowns to make things interesting.



Junior Marcus Jones picked up a pair of sacks in the Cardinals' win over Temple. The 6-2 defensive end has a team-best four sacks.

CONFERENCE OPENERS

The Cardinals begin their eighth season as a member of Conference USA. Since joining the league in 1996, the Cardinals are 4-3 all-time in league openers and have won their last three. Louisville defeated Army, 45-14, in the 2002 conference opener. The Cardinals are 27-18 overall as a member of C-USA.

THE SERIES

This is the first-ever meeting between these two schools.

THE FLORIDA CONNECTION

The Cardinals have hit the state of Florida in their recruiting endeavors in recent years, and the 2003 roster surely reflects it. The Cardinals have 26 players on the current roster from the Sunshine State. Louisville's Abe Brown and USF's Johnnie Jones each attended Booker High School in Sarasota. Jeremy Seguin, Brandon Sharp and Jason Spitz attended Bolles High School in Jacksonville, while USF's Caleb Leavitt and David Mullins were also graduates.

ON THE ROAD

The Cardinals opened the season with a pair of road wins — at Kentucky and Syracuse. The Cards have fared well since 1999 away from home, posting a 16-6 record. The Cards are averaging 32.9 points per game on the road during that span, including 34.3 ppg in conference road games.

CONFERENCE CHAMPIONS

Since joining the league in 1996, the Cards have won back-to-back Conference USA titles in 2000 and 2001 under John L. Smith. In 2000, the Cardinals went 9-3 overall and 6-1 in the league, and went 11-2 and 6-1 the following season. Louisville lost the Liberty Bowl to Colorado State, 22-17, in 2000, and defeated BYU, 28-10, in the 2001 Liberty Bowl.



VS.



**Louisville (4-0,0-0 C-USA)
vs. USF (2-1,1-0 C-USA)
Saturday, October 4, 2003 •
7:00 p.m. EDT • Raymond James Stadium •
WDRB-TV**

Louisville Quick Notes: The Cardinals are 6-22-1 against teams from the Sunshine State... Stefan LeFors moved up to fourth in the nation in passing efficiency... Louisville has outscored the opposition 52-17 in the first quarter and 90-27 in the first half... The Cardinals have won eight of the last nine games when leading at the half, including a perfect 4-0 this season.... The Cardinals have trailed for only 38 seconds all season.

QUICK FACTS

Coaches:

Bobby Petrino (Carroll College '83)

Louisville Record: 4-0

Overall Record: 4-0

Jim Leavitt (Missouri '78)

USF Record: 46-23/7 years

Overall Record: 46-23/7 years

LOUISVILLE (4-0, 0-0 C-USA)

Aug. 31	at Kentucky (ESPN2)	W, 40-24
Sept. 13	at Syracuse	W, 30-20
Sept. 20	UTEP	W, 42-14
Sept. 27	TEMPLE	W, 21-12
Oct. 4	at South Florida*	7:00 p.m.
Oct. 11	ARMY*	3:00 p.m.
Oct. 17	TULANE*	8:00 p.m.
Oct. 25	at East Carolina*	2:00 p.m.
Nov. 5	at TCU*	7:30 p.m.
Nov. 15	MEMPHIS*	3:00 p.m.
Nov. 22	HOUSTON*	3:00 p.m.
Nov. 28	at Cincinnati*	11:00

*C-USA

SOUTH FLORIDA (2-1,1-0 C-USA)

Aug. 30	at Alabama	L, 17-40
SEPT. 6	NICHOLLS STATE	W, 27-17
Sept. 27	at Army*	W, 28-0
OCT. 4	LOUISVILLE*	7:00 P.M.
Oct. 10	TCU*	8:00 p.m.
OCT. 18	CHARLESTON SOUTH	7:00 p.m.
Oct. 25	at Southern Miss*	3:00 p.m.
NOV. 1	CINCINNATI*	7:00 P.M.
Nov. 8	at East Carolina*	TBA
Nov. 22	UAB*	7:00 p.m.
Nov. 29	at Memphis*	2:00 p.m.

*C-USA



Louisville vs. South Florida Depth Chart



Offense

Tackle				
78	Travis Leffew	6-4	289	So.
71	P.J. Tavarezky	6-3	290	r-Fr.
Guard				
59	Jason Spitz	6-4	300	So.
60	Chad Pinkston	6-0	306	Sr.
Center				
68	Dan Koons	6-4	286	Sr.
70	Will Rabatin	6-2	296	Jr.
Guard				
66	Jerry Spencer	6-2	302	Sr.
76	Kurt Quarterman	6-5	350	So.
Tackle				
79	Renardo Foster	6-6	310	r-Fr.
69	Jason Hilliard	6-6	340	Sr.
Tight End				
86	Ronnie Ghent	6-3	255	Sr.
89	Richard Owens	6-5	275	Sr.
84	Wayne Riles	6-5	230	Fr.
Wide Receiver				
3	J.R. Russell	6-3	191	Jr.
20	Robert Haskins	5-6	175	So.
Wide Receiver				
9	Joshua Tinch	6-2	215	Jr.
2	Tiger Jones	5-11	174	Jr.
Wide Receiver				
4	Broderick Clark	6-0	191	So.
88	Victor Glenn	6-0	170	Sr.
Quarterback				
17	Stefan LeFors	6-0	200	Jr.
7	Justin Rascati	6-2	215	r-Fr.
19	Michael Bush	6-3	230	Fr.
Running Back				
32	Eric Shelton	OR	245	So.
23	Lionel Gates	6-0	220	Jr.
28	T.J. Patterson	6-0	220	Sr.
33	Kolby Smith	6-0	202	Fr.
Fullback				
41	D.J. Kamer	5-9	230	Sr.
45	Adam McCauley	6-3	240	Jr.

Defense

Defensive End					
92	Montavious Stanley	6-2	299	So.	
58	Elvis Dumervil	6-0	250	So.	
Defensive Tackle					
93	Tyrone Saterfield	6-2	305	Jr.	
91	Amobi Okoye	6-2	300	Fr.	
Defensive Tackle					
90	Scott Lopez	6-4	280	Sr.	
48	Bobby Leffew	6-5	281	Jr.	
Defensive End					
56	Marcus Jones	6-2	235	Jr.	
50	Chad Rimpsey	6-2	232	So.	
SAM Linebacker					
97	Brandon Johnson	6-5	210	So.	
52	Jonathon Jackerson	6-1	230	Jr.	
MIKE Linebacker					
54	Robert McCune	6-1	240	Jr.	
49	James Greene	6-2	220	Sr.	
WILL Linebacker					
40	Rod Day	6-1	220	Sr.	
47	Deriontae Taylor	5-10	230	Fr.	
Left Cornerback					
27	Gavin Smart	OR	5-9	185	r-Fr.
25	Antoine Harris	5-10	185	Jr.	
31	J.T. Haskins	5-9	181	Sr.	
Strong Safety					
30	Brent Johnson	5-11	205	So.	
34	Ray Childs	6-0	210	Jr.	
Free Safety					
1	Kerry Rhodes	6-3	210	Jr.	
43	Abe Brown	6-3	210	r-Fr.	
Right Cornerback					
5	Josh Minkins	5-10	185	Sr.	
21	William Gay	6-0	175	Fr.	

Specialists

Holder				
17	Stefan LeFors	6-0	200	Jr.
7	Justin Rascati	6-2	215	r-Fr.
Long Snapper				
89	Richard Owens	6-5	275	Sr.
45	Adam McCauley	6-3	240	Jr.
Placekicker				
14	Nate Smith	5-9	200	Sr.
21	Todd Flannery	6-0	185	Fr.
29	Rob Zarrilli	5-11	180	Fr.

Punter				
15	Brent Moody	5-11	201	Fr.
21	Todd Flannery	6-0	185	Fr.
Kickoff Returns				
4	Broderick Clark	6-0	191	So.
88	Victor Glenn	6-0	170	Sr.
Punt Returns				
20	Robert Haskins	5-6	175	So.
88	Victor Glenn	6-0	170	Sr.

2003 CARDINAL FOOTBALL

ABOUT USF

• USF notched its first-ever Conference USA win last weekend by shutting out Army, 28-0. Quarterback Ronnie Banks threw for 218 yards and the Bulls defense yielded only 176 yards of total offense in the win. On the season, Banks has thrown for 705 yards and five touchdowns, while Huey Whittaker has become his favorite target, catching 13 passes for 188 yards.

• The Bulls are one of top defensive units against the pass. USF ranks first in the country in pass efficiency defense and fourth overall in pass defense. The Bulls are allowing only 136.0 yards per game through the air and the opposition is completing just 44.4 percent of its passes. USF has allowed just one passing touchdown in its first three games.

CARDINALS LOOK FOR SIXTH 5-0 START

Louisville will look for its sixth 5-0 start in school history when the Cardinals meet USF on Saturday. The last team to accomplish the feat was the 1993 squad under the direction Howard Schnellenberger. That group, led by current Louisville assistant coach Jeff Brohm, won its first five games and went on to finish 9-3, including a 18-7 win over Michigan State in the Liberty Bowl. The 1972, 1957, 1915 and 1913 were the only other teams to start with five straight victories.

DEE-FENSE, DEE-FENSE

Louisville is off to a 4-0 start thanks in large part to its offense, but the defense has also played a large part. The Cardinals are yielding 376.2 yards per game, but are allowing just 17.5 points per game. Louisville has allowed just nine touchdowns in their first four games. Against Temple last Saturday, the Cardinals recorded a season-high six sacks. In the win over the Owls, Louisville held Temple to 53 rushing yards. They were the fewest on the ground by a Cardinal opponent since East Carolina netted 68 rushing yards against U of L last season (10/26/02).

CARDINALS CLOSE TO CRACKING TOP 25

With the 4-0 start, the Cardinals are close to cracking the top 25. The Cardinals are ranked 26th in the AP Poll and 29th in the nation in the recent ESPN/USA Today Poll. The Cardinals opened the 2002 season ranked 17th in the country.

OPENING LEAGUE PLAY ON THE ROAD

The Cardinals open its Conference USA season under head coach Bobby Petrino with a road game at USF. Louisville has won its last three road openers, defeating Army, 45-14, last season, Cincinnati, 28-13, in 2001 and UAB, 38-17, during the 2000 season. The average margin of victory in those contests was 21.0 points.

FIVE STRAIGHT BOWL BERTHS


Louisville has set a school record by earning five straight bowl appearances. On their current streak, the Cards have played in the 2002 GMAC Bowl, 2001 Liberty Bowl, 2000 Liberty Bowl, 1999 Humanitarian Bowl, and 1998 Motor City Bowl.

PAPA JOHN'S CARDINAL STADIUM

One of the best collegiate facilities in the country, Papa John's Cardinal Stadium was built in 1998. The Cards have had outstanding success in their new stadium. Louisville sports a 26-7 mark at PJCS. Louisville has won three straight home games and have won 14 of the last 17 contests at PJCS.

TOP PICS CROWDS

1. 42,660 vs. Kentucky, 2002
2. 42,510 vs. Kentucky, 2000
3. 41,826 vs. S. Miss., 1999
4. 41,227 vs. Grambling, 2000
5. 41,214 vs. Oklahoma, 1999
6. 40,479 vs. Houston, 2001
7. 40,332 vs. Illinois, 1999
8. 40,328 vs. Army, 2000
9. 40,205 vs. UTEP, 2003



2003 Opponents

Kentucky
2-3, 0-2 SEC
Last Week: lost to Florida, 24-21
This Week: open



Syracuse
3-1, 0-0 Big East
Last Week: def. Toledo, 34-7
This Week: open



UTEP
1-4, 0-0 WAC
Last Week: def. Sam Houston, 59-14
This Week: at SMU



Temple
0-4, 0-0 Big East
Last Week: lost to Louisville, 21-12
This Week: at Middle Tenn. St.



USF
2-1, 0-0 C-USA
Last Week: def. Army, 28-0
This Week: Louisville



Army
0-4, 0-0 C-USA
Last Week: lost to USF, 28-0
This Week: at TCU



Tulane
2-2, 1-1 C-USA
Last Week: lost to Texas, 63-18
This Week: open



ECU
0-4, 0-2 C-USA
Last Week: open
This Week: Houston



TCU
4-0, 1-0 C-USA
Last Week: def. Arizona, 13-10
This Week: Army



Memphis
3-1, 0-1 C-USA
Last Week: def. Arkansas St., 38-16
This Week: UAB



Houston
3-1, 0-0 C-USA
Last Week: open
This Week: at ECU



Cincinnati
3-1, 1-0 C-USA
Last Week: lost Miami (OH), 42-37
This Week: Southern Miss



2003 CARDINAL FOOTBALL

The Coaches



Bobby Petrino Coaches

Louisville School
4-0 Rcd. at School 46-23
4-0 Career Rcd. 46-23



Jim Leavitt

USF
46-23

CARDS IN BOWL GAMES

Louisville owns a 4-5-1 record in postseason play after dropping a 38-15 decision to Marshall in the 2002 GMAC Bowl. Louisville has played in five straight bowl contests. Below is a listing of U of L's appearances in postseason play:

• 1958 Sun Bowl - January 1
W, Louisville 34, Drake 20

• 1970 Pasadena Bowl - December 19
T, Louisville 24, Long Beach State 24

• 1977 Independence Bowl - December 17
L, Louisiana Tech 24, Louisville 14

• 1991 Fiesta Bowl - January 1
W, Louisville 34, Alabama 7

• 1993 Liberty Bowl - December 28
W, Louisville 18, Michigan State 7

• 1998 Motor City Bowl - December 23
L, Marshall 48, Louisville 29

• 1999 Humanitarian Bowl - December 30
L, Boise State 34, Louisville 31

• 2000 Liberty Bowl - December 29, 2000
L, Colorado State 22, Louisville 17

• 2001 Liberty Bowl - December 31, 2001
W, Louisville 28, BYU 10

• 2002 GMAC Bowl - December 18, 2002
L, Marshall 38, Louisville 15

CARDS IN OT (3-1)

11/14/02 • CARDS 20, S. Miss. 17
9/26/02 • CARDS 26, #4 Florida State 20
9/2/00 • CARDS 40, Kentucky 34
10/7/99 • Army 59, CARDS 52

CARDINAL CAPTAINS

Head coach Bobby Petrino named five captains for the 2003 season. In a vote by the team members, senior tight end Ronnie Ghent and senior center Dan Koons were the offensive selections, while senior linebacker Rod Day and senior defensive back Josh Minkins, and junior linebacker Robert McCune were chosen on the defensive side of the football.

LEFORS RIGHT ON THE MONEY

Junior Stefan LeFors has been steady in leading the Cardinals to a 4-0 start. The 6-0 left-hander played just one quarter before leaving with an injury, but completed 5-of-7 passes for 100 yards and two scores. He directed a two-play, 64-yard drive on the opening possession of the game. He also went a little longer the next time, finishing a 14-play, 80-yard drive with a seven yard touchdown pass to Richard Owens. The native of Baton Rouge, La. has completed 47-of-74 passes for 710 yards and eight touchdowns. He vaulted to fourth in the nation in passing efficiency with a rating of 174.38. LeFors has completed 63.5 percent of his throws and hasn't thrown an interception in his last 34 throws. Through the first four games, LeFors has guided the Cardinal offense to 19 scores in 31 attempts (61.2 percent).

SACK ATTACK

Getting pressure on the quarterback has been a staple for the Cardinal defense over the last few seasons. Since 2000, the Cardinals led the nation in sacks with 142. Louisville recorded six sacks in the win over Temple last Saturday. Junior Marcus Jones recorded a pair to up his team lead to four, while sophomore Montavious Stanley was credited with a sack and half to give him three this season. Through the first four games, the Cards have already totaled 12 quarterback sacks and 34 tackles for loss, which is tops in Conference USA.

RUSSELL EXTENDS STREAK; LEADS TEAM IN RECEIVING

J.R. Russell has become the main target in the passing game. The 6-3 wide receiver has caught a pass in 15 straight games, which is tops on the team. In the 21-12 win over Temple last Saturday, Russell caught five passes for 99 yards and a touchdown. He took a pass from Stefan LeFors and raced 55 yards for a touchdown on the second play of the game. The native of Tampa is tops on the team in receptions (17) and yards (315) and is averaging a staggering 18.5 yards a reception.

IRON MAN

One name you can always count on to be in the starting lineup is senior center Dan Koons. Ranked as the No. 15 center by the *Sporting News*, Koons, one of the team's captains, has started an impressive 24 straight games, which is the most since DeWayne White had a string of 29 consecutive starts for a Cardinal dating back to the 2000 campaign.

OH BROTHER

The 2003 Louisville roster features four sets of brothers in Robert and J.T. Haskins, Travis and Bobby Leffew, Eric and Thomas Miller, and Brandon and Antoine Sharp. Robert and J.T. each play on opposite sides of the football, as Robert will see time at wide receiver and J.T. at cornerback. The Leffews hail from Danville, Ky., and are a pair of talented siblings. Bobby is a junior defensive tackle, while Travis is penciled in at offensive tackle. The Millers, a pair of freshmen, who hail from Palm Beach, Calif., are both defensive backs. The Sharps are also a talented pair of brothers. Brandon is expected to see action in the secondary, while Antoine, who transferred from the University of Florida, will sit out this season.

Louisville Career Records

Receptions

- 300 Arnold Jackson, 1997-00
- 217 Ibn Green, 1996-99
- 175 Miguel Montano, 1994-97
- 153 Jamie Asher, 1991-94
- 151 Ralph Dawkins, 1990-93
- 143 Deion Branch, 2000-01
- 135 Lavell Boyd, 1997-99
- 128 Zek Parker, 1998-01
- 128 Jim Zamberlan, 1965-67
- 100 Anthony Cummings, 1987-90
- 92 Ronnie Ghent, 2000-

Receiving Yards

- 3,670 Arnold Jackson, 1997-00
- 2,830 Ibn Green, 1996-99
- 2,305 Miguel Montano, 1994-97
- 2,204 Deion Branch, 2000-01
- 2,004 Mark Clayton, 1979-82
- 1,804 Zek Parker, 1998-01
- 1,775 Lavell Boyd, 1997-99
- 1,741 Jamie Asher, 1991-94
- 1,667 Ralph Dawkins, 1990-93
- 1,646 Jim Zamberlan, 1965-67
- 984 Ronnie Ghent, 2000-

Touchdown Receptions

- 33 Ibn Green, 1996-99
- 31 Arnold Jackson, 1997-00
- 25 Anthony Cummings, 1987-90
- 18 Deion Branch, 2000-01
- 13 Zek Parker, 1998-01
- 13 Ronnie Ghent, 2000-
- 12 Ralph Dawkins, 1990-93
- 11 Larry Hart, 1968-70
- 11 Jim Zamberlan, 1965-67
- 11 Don Hockensmith, 1959-62

Field Goals Made

- 36 Ron Bell, 1987-90
- 34 David Akers, 1993-96
- 34 Nate Smith, 2000-

PATs Made

- 113 Jon Hilbert, 1996-99
- 111 David Akers, 1993-96
- 110 Nate Smith, 2000-

Kickoff Return Yards

- 2,558 Zek Parker, 1998-01
- 2,227 Keith Stephens, 1986-88
- 1,627 Walter Peacock, 1972-75
- 1,181 Aaron Bailey, 1992-93
- 1,144 Broderick Clark, 2002-
- 1,059 Kevin Miller, 1974-77
- 1,045 Ernest Givins, 1984-85
- 947 Keith Humphries, 1981-83

2003 CARDINAL FOOTBALL

ESPN/USA Top 25

1. Oklahoma 4-0
2. Miami 4-0
3. Ohio State 5-0
4. Virginia Tech 4-0
5. Florida State 5-0
6. LSU 5-0
7. Tennessee 4-0
8. Nebraska 4-0
9. Arkansas 4-0
10. USC 3-1
11. Michigan 4-1
12. Georgia 3-1
13. Texas 3-1
14. Kansas State 4-1
15. Washington State 4-1
16. Minnesota 5-0
17. Washington 3-1
18. Pittsburgh 3-1
19. Iowa 4-1
20. Northern Illinois 4-0
21. TCU 4-0
22. Oregon 4-1
23. Purdue 3-1
24. Florida 3-2
25. Air Force 5-0

North Carolina State 104; Wisconsin 93, Virginia 81;
LOUISVILLE 68

AP Top 25

1. Oklahoma 4-0
2. Miami 4-0
3. Ohio State 5-0
4. Virginia Tech 4-0
5. Florida State 5-0
6. LSU 5-0
7. Tennessee 4-0
8. Arkansas 4-0
9. Michigan 4-1
10. USC 3-1
11. Georgia 3-1
12. Nebraska 4-0
13. Texas 3-1
14. Washington State 4-1
15. Pittsburgh 3-1
16. Kansas State 4-1
17. Northern Illinois 4-0
18. Washington 3-1
19. Oregon 4-1
20. TCU 4-0
21. Minnesota 5-0
22. Purdue 3-1
23. Iowa 4-1
24. Florida 3-2
25. Michigan State 4-1

LOUISVILLE 89, NC State 82, Bowling Green 47,
Wisconsin 46

Active NFL Players

David Akers	K	Philadelphia Eagles
Deion Branch	WR	New England Patriots
Ray Buchanan	S	Atlanta Falcons
Anthony Floyd	DB	Indianapolis Colts
Rashad Holman	DB	San Francisco 49ers
Chris Johnson	DB	Green Bay Packers
Joe Johnson	DE	Green Bay Packers
Sam Madison	DB	Miami Dolphins
Roman Oben	OT	Tampa Bay Bucs
Carl Powell	DE	Washington Redskins
Dave Ragone	QB	Houston Texans
Chris Redman	QB	Baltimore Ravens
Ted Washington	DT	New England Patriots
Dewayne White	DE	Tampa Bay Bucs

RUNNING ON ALL CYLINDERS

The Louisville running game has been clicking all season long. For the first time since the 1995 season, the Cardinals have rushed for more than 160 yards in four consecutive games. Through four games, the Cardinals have run for 803 yards, which is the most since Louisville rushed for 912 yards in the last four games of the 1995 season. The Cardinals have totaled more than 180 yards in all four games and have almost matched the total rushing output from a year ago when the Cards rushed for just 1,387 yards. Louisville is on pace to rush for 2,400 yards, which would be the most since the 1978 squad ran for 2,572 yards.

BLOCK THAT KICK

Louisville is rapidly making a name for itself as one of the top kick-blocking teams in the country. Last season, the Cards blocked a school-record 11 kicks. The Cards literally got the new season off on the right foot, when J.R. Russell blocked Sevin Sucurovic's punt that Jonathan Jackerson recovered for a touchdown against Kentucky. It was the first blocked punt for Russell who was making his debut on the punt block team. Brandon Johnson blocked three kicks, while J.T. Haskins, Kerry Rhodes and Jackerson blocked kicks in 2002. The Cards have blocked 12 kicks in the last two seasons, including an NCAA-leading eight punts a year ago.

Since Start of 2000 Season

N.C. State	29
Southern Miss	23
Air Force	23
Virginia Tech	22
Kansas State	19
Texas	17
Syracuse	17
Louisville	16
Nebraska	16
Georgia	16
Bowling Green	15

THE BIG THREE

The Cardinals might have one of the top receiving trios in the country in J.R. Russell, Broderick Clark and Joshua Tinch. The three have combined to catch 41 passes for 650 yards and three touchdowns. The three are also averaging 15.6 yards a reception and have 11 plays for 20 yards or more. Russell has caught touchdown passes of 40 yards against Syracuse and 55 yards versus Temple.

OFFENSE LIGHTS UP SCOREBOARD UNDER PETRINO

Head coach Bobby Petrino has coached 16 games at the University of Louisville, 12 as the offensive coordinator and four as head coach. During that span, the Cardinals are averaging 36.0 points per game under his guidance. In 1998, the Cardinals averaged 37.0 per game and finished fifth in the country in scoring and first in total offense. This season is no different, as the Cardinals are averaging 33.2 points. The Cardinals have scored 30 or more points 11 times under the direction of Petrino.

MORE ISN'T ALWAYS BETTER

The more plays a team runs doesn't mean more total yards, and the Cardinals are a perfect example. The opposition has run 25 more plays than the Cardinals, but Louisville has 187 more total yards. The Cardinals have run 268 plays compared to 293 for the opponents. However, the Cardinals are averaging a staggering 6.1 yards per play, while opponents have been limited to 5.1 yards.

TURNING IT OVER

After finishing near the bottom in turnover margin last season, the Cardinals have stressed taking care of the football, and has helped. The Cards are a +3 and have won the turnover battle in three of the first four games. The Cardinals have turned opponents' mistakes into 24 points, while Louisville's mistakes have cost them just 17 points.

EIGHT TD PASSES MOST SINCE 2000

Junior quarterback Stefan LeFors has had an amazing start to the 2003 campaign. The 6-0, 200-pounder has thrown for 710 yards and eight touchdown passes in just 12 quarters of football. LeFors played all four quarters of the Kentucky and Syracuse contest, got in three quarters against UTEP and played one last Saturday versus Temple. LeFors' eight touchdown passes in the first four games are the most for a Louisville quarterback since Dave Ragone tossed nine during the 2000 season.

RASCATI TOSSES FIRST TD PASS

Redshirt freshman Justin Rascati had to step into action for the Cardinals last Saturday after junior Stefan LeFors left the game with an injury. Rascati completed 8-of-16 passes for 97 yards, including his first career touchdown pass — a 23-yarder to Ronnie Ghent right before the half. In two appearances this season, Rascati has completed 12-of-20 passes for 148 yards. He has completed 60.0 percent of his passes and has a passing efficiency rating of 118.66.

2003 CARDINAL FOOTBALL



Statistical Comparison

Louisville vs. USF

	UL	USF
Record	4-0	2-1
Total Offense	423.0	385.3
Points Scored	33.2	24.0
First Downs	21.0	19.3
Rushing Yards	200.8	146.0
Rushing TDs	7	3
Passing Yards	222.2	239.3
Passing TDs	9	5
Time of Possession	29:54	25:13
3rd Down Conv.	27/55	14/42
Points Allowed	17.5	19.0
Total Defense	376.2	294.0
Rushing Yards Allowed	141.8	157.3
Passing Yards Allowed	234.5	136.7
3rd-down Conv.	49%	33%
Turnover Margin	+3	-2

Statistical Leaders Louisville vs. South Florida

RUSHING YARDS

Louisville	USF
E. Shelton 91.5	C. Crossley 54.3

PASSING YARDS

Louisville	USF
S. LeFors 177.5	R. Banks 235.0

RECEPTIONS

Louisville	USF
J.R. Russell 4.3	H. Whittaker 4.3

RECEIVING YARDS

Louisville	USF
J.R. Russell 78.8	E. Hicks 64.7

POINTS SCORED

Louisville	USF
Nate Smith 7.3	S. Grammatica .. 5.2

INTERCEPTIONS

Louisville	USF
J. Minkins 0.50	Three players with 1

TACKLES

Louisville	USF
R. McCune 12.0	J. Reed 9.3

GHENT CLOSES IN ON EXCLUSIVE CLUBS

Senior tight end Ronnie Ghent has enjoyed an outstanding career with the Cardinals. The 6-3, 255-pounder is trying to become the first player in league history to be named first team AH-C-USA four times. Ghent also needs just eight receptions to become the 11th Cardinal to record 100 catches in a career, and only 16 yards to reach 1,000. Ghent caught one passes for 23 yards and a touchdown against Temple. Ghent has 13 career touchdown receptions, which moves him into a tie with Zek Parker (1998-01) for fifth on the school's all-time list.

THE QUARTERPOUNDER

Offensive tackle Kurt Quarterman also made his first appearance in the offensive backfield at fullback against UTEP on September 20. On the Cardinals third touchdown, Quarterman leveled a linebacker to allow Eric Shelton to score from one-yard out. On the next possession, Bobby Petrino called the big offensive lineman's number and the 350-pounder plunged in from a yard out on his first career carry on any level of football.

MOODY PINS THEM DEEP

Freshman punter Brent Moody has stepped in at punter and done a great job of changing field position. The Tallahassee native has punted 12 times for a 41.1 average, which ranks him third in Conference USA. More importantly, he has placed six of his 12 punts inside the 20-yard line and two of his punts were not returned.

OFFENSIVE LINE CLEARING THE WAY

The offensive line has done an outstanding job of opening holes and keeping the defense off Stefan LeFors. The unit of Dan Koons, Jason Spitz, Jerry Spencer, Renardo Foster and Travis Leffew have helped the Cardinals average 200.8 yards on the ground, which is second in C-USA. The unit has also allowed just three sacks in the first four games, which ranks second in Conference USA.

GET BOBBY 30

Head coach Bobby Petrino likes the number 30. The Cardinals are 10-1 when scoring 30 or more points when Petrino is directing the offense. The Cards went 7-1 in 1998 when Petrino served as the offensive coordinator, and are 3-0 this season. The Cardinals lead Conference USA with a 33.2 scoring average.

THIRD DOWN

Head coach Bobby Petrino has stated many times that the key to his teams fast start has been its production on third down. The Cardinals led Conference USA in third down conversions, converting at a rate of 49 percent. The Cards were over 55 percent for the season, but struggled against Temple, going just 4-of-13.

ONLY TWO LEFT

The Cardinals 4-0 start is something that no one could've predicted, especially with the first two games being on the road. Now, the Cardinals certainly have something to hang its hat on. The Cardinals and Northern Illinois are the only two non-BCS schools that are currently undefeated. The Huskies are ranked 17th in the recent AP Poll, while the Cards are just out of the top 25 in both the AP and ESPN/USA Today polls. The Cardinals are one of just 14 schools in the country that are still without a loss.

2003 Undefeated Teams

- Florida St.
- Air Force
- LSU
- Minnesota
- Ohio St.
- Virginia Tech
- Nebraska
- TCU
- Tennessee
- Northern Ill.
- Miami (Fla.)
- Arkansas
- Louisville
- Oklahoma

MR. UTILITY

Freshman quarterback Michael Bush is proving to be a versatile asset for the Cardinals. Having played three different positions thus far, Bush has given the Cardinal offense an added dimension. Playing at quarterback, running back and wide receiver, Bush has rushed 17 times for 54 yards, caught two passes for 80 yards and completed 2-of-6 passes for 31 yards. Against Temple, the former Male High School product, rushed six times for a career-best 42 yards, including a 16-yard run.

2003 CARDINAL FOOTBALL

Bobby Petrino • Head Coach (4-0)



Bobby Petrino is in his first season as head coach of the Louisville Cardinals. The 41-year-old Petrino is no stranger to the Derby City, having served as the Cards' offensive coordinator during the 1998 season when U of L led the nation in total offense and finished fifth in scoring.

During that season, Petrino's high-octane offense rewrote the Cardinal record book, establishing school records for scoring, scoring average, touchdowns, passing touchdowns and total yards while helping the Cards post the top turnaround (six games) among Division I-schools.

The 1998 squad scored 444 points and reached 60 or more points on three different occasions. U of L defeated Cincinnati, 62-19, Western Kentucky, 63-44, and East Carolina, 63-45.

Petrino returns to U of L after a four-year hiatus in which he spent two seasons coaching the quarterbacks and another as the offensive coordinator for the Jacksonville Jaguars of the NFL.

Cardinal Football Staff

Title	Name
Head Coach	Bobby Petrino
Asst. Head Coach/Tight Ends	Greg Nord
Offensive Coordinator	Paul Petrino
Defensive Coordinator	Mike Gillhamer
Quarterbacks/Special Teams	Jeff Brohm
Defensive Line	Reggie Johnson
Offensive Line	Mike Summers
Running Backs	Joel Thomas
Cornerbacks	Joe Whitt, Jr.
Linebackers	Kevin Wolthausen
Offensive Graduate Assistant	Sam Adams (Auburn)
Defensive Graduate Assistant	Mike Aldrich
Director of Football Operations	Tony Levine
Strength Coach	Mike Kent
Strength Assistant	Darren Honeycutt
Equipment Manager	Chuck Hall
Head Athletic Trainer	Dwanye Treolo
Asst. Athletic Trainer	Shawn Felton
Video Coordinator	David Spina

HIT THE CENTURY MARK

One of the disappointments for the Cardinals last season was the running game. Ranked 104th in the nation, the Cardinals have improved their ground attack this season. Since 2000, the Cardinals are 25-3 when at least running for more than 100 yards and 6-8 when they fail to reach the 100-yard plateau. Louisville is 11-0 when an individual running back reaches the 100-yard marker.

100-YARD GAMES SINCE 2000

- 135, Eric Shelton vs. Syracuse, 2003
- 151, Eric Shelton vs. Kentucky, 2003
- 127, Henry Miller vs. ECU, 2002
- 135, T.J. Patterson vs. UAB, 2002
- 114, T.J. Patterson vs. Western Carolina
- 155, Tony Stallings vs. Memphis, 2001
- 136, T.J. Patterson vs. Cincinnati, 2001
- 101, T.J. Patterson vs. Tulane, 2001
- 144, Tony Stallings vs. Kentucky, 2000
- 127, Tony Stallings vs. Cincinnati, 2000
- 108, Tony Stallings vs. Houston, 2000

SMITH MOVES INTO A TIE FOR SECOND

Senior placekicker Nate Smith has quietly enjoyed a successful career at Louisville. With three field goals against Syracuse on September 13, Smith moved into a tie for second place on the school's all-time list with 34 career field goals. He tied David Akers and needs just three more to break Ron Bell's school mark of 36. Smith booted a 48-yard field goal, which was the second longest of his career. He's a perfect 4-for-4 this season in field goal attempts, and also became the third Cardinal to notch more than 100 points-after-conversions with 110. He needs just four extra points to break John Hilbert's school record of 113 PAT's.

PETRINO HAS 50-50 CHANCE

First-year head coaches at Louisville have been balanced. Since 1946, the Cardinals have had eight coaches walk the sidelines, and four have enjoyed winning seasons and four have not. Frank Camp posted the best record of any of them, recording a 6-2 mark in 1946. Ron Cooper was 7-4 in 1995 and John L. Smith went 7-5 in 1998. Lee Corso was the only other coach who posted a first-year winning season, going 5-4-1 in 1969.

PETRINO GIVES THE YOUNGSTERS A CHANCE

Through the first four games of the 2003 season, Louisville has already played seven true freshmen. Last season, defensive end Elvis Dumervil was the only true freshman to play all season. Four true freshmen saw action in Louisville's season-opening win at Kentucky, including quarterback Michael Bush, defensive back William Gay, defensive tackle Amobi Okoye and safety Brandon Sharp.

NO NEGATIVITY

One reason for the Cardinals 4-0 start has been the production on offense. The Cardinals have 16 drives of 50 or more yards, including ten of 70 or more yards. Louisville has had just three drives of negative yards — two coming against UTEP and one last weekend versus Temple.

CAREER STARTS

Player	GS
Scott Lopez	29
Josh Minkins	27
Ronnie Ghent	25
Dan Koons	24
Jerry Spencer	17
Travis Leffew	16
Richard Owens	15
Rod Day	15
Tyrone Saterfield	11
Jason Spitz	10
J.R. Russell	9
Broderick Clark	7
Robert McCune	6
Joshua Tinch	6
Will Rabatin	5
Brent Johnson	4
Kerry Rhodes	4
Montavious Stanley	4
Victor Glenn	4
Lionel Gates	4
Renardo Foster	4
Marcus Jones	4
Stefan LeFors	4
Brandon Johnson	4
Eric Shelton	3
Gavin Smart	3
Jason Hilliard	2
T.J. Patterson	2
Robert Haskins	1
D.J. Kamer	1
Antoine Harris	1

RECORD OF FIRST YEAR COACHES

John L. Smith	1998	7-5
Ron Cooper	1995	7-4
Howard Schnellenberger	1985	2-9
Bob Weber	1980	5-6
Vince Gibson	1975	2-9
T.W. Alley	1973	5-6
Lee Corso	1969	5-4-1
Frank Camp	1946	6-2

2003 CARDINAL FOOTBALL

McCUNE NAMED C-USA PLAYER OF THE WEEK

Junior linebacker Robert McCune has been all over the field in his first four games as the starting middle linebacker for the Cardinals. McCune leads the team in tackles with 48, which ranks in the top four in Conference USA. Against Temple last Saturday, McCune recorded 17 tackles, including 13 solos. The 48 tackles already matches McCune's total from all of last season. He's on pace to record more than 140 tackles, which would place him in the top 10 in school history for tackles in a season.

SHELTON THIRD IN RUSHING

The emergence of Eric Shelton has helped lift the Cardinals running game. Shelton ranks third in the conference in rushing at 95.1 yards per game. After averaging just 106.7 yards rushing last season, the Cardinals stand 17th in the country in rushing average at 200.8 yards a game. Senior Lionel Gates has also given the Cards an added lift, rushing 38 times for 200 yards. After averaging just 3.1 yards a carry last season, Louisville has lifted that to an impressive 4.8 yards an attempt.



GETTING OFF ON THE RIGHT FOOT

Head coach Bobby Petrino has stressed to his team the importance of scoring at the start of each half. So far, the Cardinals have heeded his advice. The Cardinals have scored touchdowns on their first drives in three of the first four games. They drove 80 yards in the opener against Kentucky, 82 versus Syracuse and 64 last Saturday versus Temple. Louisville has been just as effective in opening the second half, scoring points in three of four games. They booted a field goal versus Kentucky and scored on drive of 81 and 89 yards against Syracuse and UTEP.

TAKING UP LARGE CHUNKS

Louisville has done an outstanding job of sustaining long scoring drives. The Cardinals scored on drive of 64, 80 and 82 yards against Temple last Saturday. The Cards have 14 scoring drives of 60 or more yards this season.

Quarterback Sacks Since 2000

School	Sacks
Louisville	142
Washington State	138
Arizona State	134
Texas	132
TCU	130
USC	126
Fresno State	126
Michigan	125
New Mexico	124
Tennessee	121
Kansas State	116
Southern Miss	115
Auburn	114
USF	112
Miami, Fla.	111
N.C. State	111
Pittsburgh	106
Cincinnati	106
Notre Dame	104
Nebraska	103
Northern Illinois	101

Interceptions Since 1999

School	Interceptions
Oklahoma	88
Kansas State	85
Fresno State	82
Oregon	82
Miami, Fla.	81
Virginia Tech	80
Washington State	80
Auburn	73
USC	73
Nebraska	71
Texas	70
Cincinnati	69
Louisville	69
Texas Tech	68
Northern Illinois	68
Purdue	68
Georgia	67
Hawaii	65
Arizona State	64
Florida	64
Notre Dame	63
Southern Miss	63
TCU	62
Ole Miss	60

The Cardinals' Record When ...

Playing at home	2-0
Playing on the road	2-0
Playing at night	1-0
Playing during the day	3-0
U of L scores on first possession	3-0
Opponent scores on first possession	1-0
U of L scores first	3-0
Opponent scores first	1-0
U of L leads after 1st quarter	4-0
Opponent leads after 1st quarter	0-0
U of L leads at halftime	4-0
Opponent leads at halftime	0-0
U of L leads after 3rd quarter	4-0
Opponent leads after third quarter	0-0
Game goes to overtime	0-0
U of L has more total yards	3-0
Opponent has more total yards	1-0
U of L has more rushing yards	3-0
Opponent has more rushing yards	1-0
U of L has more passing yards	2-0
Opponent has more passing yards	2-0
U of L has more turnovers	1-0
Opponent has more turnovers	3-0
U of L has more penalties	3-0
Opponent has more penalties	1-0
U of L has more time of possession	1-0
Opponent has more time of possession	3-0
U of L has a 100-yard rusher	2-0
Opponent has a 100-yard rusher	1-0
U of L scores at least 20 points	4-0
Opponent scores at least 20 points	2-0
U of L throws for 300 yards	0-0
Opponent throws for 300 yards	1-0
Playing on natural grass	1-0
Playing on artificial surface	3-0
U of L defense scores	0-0
Opponent defense scores	0-0
U of L returns KO/Punt for TD	0-0
Opponent returns KO/Punt for TD	0-0

2003 CARDINAL FOOTBALL

Drive Analysis

Distance Length (minus)	Total	LOU		Opp		FG
		TD	FG	Total	TD	
0-9	11	1	0	6	0	0
10-19	3	1	0	6	0	1
20-29	5	0	1	5	0	0
30-39	4	0	1	6	0	0
40-49	3	1	0	1	0	0
50-59	2	1	0	9	3	2
60-69	3	1	1	2	1	0
70-79	3	3	0	2	1	0
80-89	7	7	0	4	4	0
90-99	1	1	0	0	0	0

Game Opening Drives

Game	Pts.	LOU		Opp		Yds
		FD	Yds	Pts.	FD	
Kentucky	7	4	80	0	0	19
Syracuse	7	3	82	0	1	16
UTEP	0	0	-8	7	4	52
Temple	7	2	64	0	1	14
South Florida						
Army						
Tulane						
ECU						
TCU						
Memphis						
Houston						
Cincinnati						

Second Half Opening Drives

Game	Pts.	LOU		Opp		Yds
		FD	Yds	Pts.	FD	
Kentucky	3	3	64	0	0	-2
Syracuse	7	4	81	7	2	80
UTEP	7	5	89	0	3	31
Temple	0	1	25	0	3	39
South Florida						
Army						
Tulane						
ECU						
TCU						
Memphis						
Houston						
Cincinnati						

Non-Offensive Scores

vs. Opponent	Player	Play
vs. Kentucky	Jon Jackerson Team	0-yard blocked punt return Safety

Conference USA Preseason Coaches Poll

Predicted Order of Finish (1st place votes)		Pts.
1.	TCU (8)	115
2.	Southern Miss (1)	106
3.	South Florida (1)	71
4.	Cincinnati	77
5.	Louisville	73
6.	East Carolina (1)	64
7.	Tulane	60
8.	UAB	56
9.	Memphis	49
10.	Houston	26
11.	Army	16

First Team Offense

QB	Gino Guidugli, Cincinnati
RB	Art Brown, East Carolina
RB	Mewelde Moore, Tulane
OL	Anthony Alabi, TCU
OL	Andy Galloway, UAB
OL	Rex Hadnot, Houston
OL	Chris McGee, Tulane
OL	Brian Rimpf, East Carolina
WR	Brandon Middleton, Houston
WR	Huey Whittaker, South Florida
WR	Roydell Williams, Tulane
TE	Stephen Cucci, Houston

First Team Defense

DL	Trent Cole, Cincinnati
DL	Terrell Paul, Southern Miss
DL	Chad Pugh, TCU
DL	Bo Schobel, TCU
LB	Derrick Ballard, Memphis
LB	Michael Boley, Southern Miss
LB	Rod Davis, Southern Miss
LB	Zac Woodfin, UAB
DB	Greg Brooks, Southern Miss
DB	Doug Monaghan, Cincinnati
DB	Etric Pruitt, Southern Miss
DB	J.R. Reed, South Florida

First Team Special Teams

K	Nick Browne, TCU
P	Jimmy McClary, Houston
PR	Terrance Copper, East Carolina
KR	Broderick Clark, Louisville

Offensive Player of the Year
Mewelde Moore, RB, Tulane

Defensive Player of the Year
Rod Davis, LB, Southern Miss

Special Teams Players of the Year
Nick Browne, K, TCU
Broderick Clark, KR, Louisville



2003 CARDINAL FOOTBALL

2003 C-USA Standings

	Conference USA						All Games					
	W-L	Pct.	Home	Away	Pts	Opp	W-L	Pct.	Home	Away	Pts	Opp
Southern Miss	2-0	1.000	1-0	1-0	40	18	2-2	.500	1-1	1-1	56	90
TCU	1-0	1.000	0-0	1-0	38	35	4-0	1.000	2-0	2-0	98	62
Cincinnati	1-0	1.000	1-0	0-0	40	3	3-1	.750	2-0	1-1	122	82
USF	1-0	.000	0-0	1-0	28	0	2-1	.667	1-0	1-1	72	57
Tulane	1-1	.500	0-1	1-0	85	71	3-2	.600	2-1	1-1	161	186
Louisville	0-0	.000	0-0	0-0	0	0	4-0	1.000	2-0	2-0	133	70
Houston	0-0	.000	0-0	0-0	0	0	3-1	.750	2-0	1-1	114	113
Memphis	0-1	.000	0-0	0-1	6	23	3-1	.750	3-0	0-1	128	83
UAB	0-1	.000	0-1	0-0	12	17	1-3	.250	0-2	1-1	55	98
ECU	0-1	.000	0-0	0-1	3	40	0-4	.000	0-1	0-3	29	160
Army	0-2	.000	0-2	0-0	33	78	0-4	.000	0-4	0-0	75	162

2003 C-USA Statistics (as of 9/29)

Team

Rushing Offense	2nd, 200.8
Pass Offense	6th, 222.2
Total Offense	2nd, 423.0
Scoring Offense	1st, 33.2
Punt Returns	6th, 9.6
Kickoff Returns	4th, 22.3
Rushing Defense	4th, 141.8
Pass Eff. Def.	5th, 112.8
Pass Defense	8th, 234.5
Total Defense	6th, 376.2
Scoring Defense	2nd, 17.5
Turnover Margin	2nd +3
Penalties	6th, 57.5

Individual

Rushing	Eric Shelton, 3rd, 91.5
Passing Yards	Stefan LeFors, 7th, 177.5
Pass Eff.	Stefan LeFors, 1st, 174.4
Total Offense	Stefan LeFors, 5th, 195.2
Receiving Yards	J.R. Russell, 6th, 78.8
All-Purpose	Broderick Clark, 4th, 125.0
.....	Eric Shelton, 9th, 91.5
Kickoff Returns	Broderick Clark, 3rd, 24.7
Field Goals	Nate Smith, 5th, 1.00
Tackles	Robert McCune, 2nd, 12.0
Interceptions	Josh Minkins, 4th, 0.50

2003 National Rankings

TEAM			INDIVIDUAL		
Category	Rank	Actual	Category	Player	Rank Actual
Rushing Offense	17	200.8	Rushing	Eric Shelton	30 91.5
Passing Offense	51	222.3	Passing Eff.	Stefan LeFors	4 174.38
Total Offense	30	423.0	Total Offense	Stefan LeFors	56 195.25
Scoring Offense	27	33.3	Rec./Game	J.R. Russell	97 4.3
Rushing Defense	61	141.8	Rec.Yards/Game	J.R. Russell	47 78.8
Pass Eff. Defense	47	112.74	Kickoff Returns	Broderick Clark	40 24.8
Total Defense	76	376.3	Field Goals	Nate Smith	49 1.00
Scoring Defense	30	17.5	All-Purpose	Broderick Clark	39 125.0
Net Punting	31	37.67	Interceptions	Josh Minkins	34 0.50
Punt Returns	50	9.57	Scoring	Nate Smith	71 7.3
Kickoff Returns	42	22.33			
Turnover Margin	31	0.75			
Pass Defense	76	234.0			

Cards on the Web

The University of Louisville Athletics website is the premiere source for the latest rosters, results, releases and statistics for Cardinal Football. A member of the Official College Sports Network (OCSN), www.UofLSports.com serves as the official source for information about U of L Athletics and houses an online shop featuring merchandise for all Cardinal teams.

UofLSports.com also streams audio of head coach Bobby Petrino's weekly press conferences and on gameday features real-time live stats and audio of WHAS broadcasts of Cardinal football games

through Yahoo.

C-USA Teleconference

Conference USA coaches will be featured on a Monday teleconference from 1:30 p.m.-3:00 p.m. Eastern during the 2003 season. Media representatives wishing to participate on the teleconference should contact the league office to obtain the access number.

Players of the Week/Notes	1:30 p.m.
Jim Leavitt, USF	1:35 p.m.
John Thompson, East Carolina	1:42 p.m.
Todd Berry, Army	1:49 p.m.
Rick Minter, Cincinnati	1:56 p.m.
Bobby Petrino, Louisville	2:03 p.m.
Chris Scelfo, Tulane	2:10 p.m.
Art Briles, Houston	2:17 p.m.
Jeff Bower, Southern Miss	2:24 p.m.
Tommy West, Memphis	2:31 p.m.
Watson Brown, UAB	2:38 p.m.
Gary Patterson, TCU	2:45 p.m.
Beat Writers Notes Exchange	2:52 p.m.

Practices

Media representatives desiring access to players, coaches and facilities must obtain the consent of the sports information office.

Practices, which typically run from 3:00 p.m. to 5:30 p.m. are open for the first 30 minutes.

However, the coaching staff reserves the right to close practices without notice. Please contact Rocco Gasparo of the Louisville Sports Information Office at 852-0102 prior to coming to practice.

Interviews

All sit-down player/coach interviews should be requested at least 24 hours in advance through the sports information office. Head coach Bobby Petrino, his staff and players will be available for a brief period following practice on Monday and Tuesday.

Petrino Weekly Press Luncheon

Bobby Petrino formally will meet with the media Mondays at 1:30 p.m. in the recruiting room of the U of L football complex. Efforts will be made to have players available to the media at this time.

2003 CARDINAL FOOTBALL

Game-By-Game Starters

Offense	<u>LT</u>	<u>LG</u>	<u>C</u>	<u>RG</u>	<u>RT</u>	<u>TE</u>	<u>QB</u>	<u>RB</u>	<u>WR</u>	<u>WR</u>	<u>FB</u>
Kentucky	Leffew	Spitz	Koons	Spencer	Foster	Ghent*	LeFors	Shelton	Russell	Clark	Owens
Syracuse	Leffew	Spitz	Koons	Spencer	Foster	Ghent	LeFors	Shelton	Russell	Clark	Kamer
UTEP	Leffew	Spitz	Koons	Spencer	Foster	Ghent	LeFors	Shelton	Russell	Clark	Tinch!
Temple	Leffew	Spitz	Koons	Spencer	Foster	Ghent	LeFors	Gates	Russell	Clark	Tinch

South Florida
Army
Tulane
ECU
TCU
Memphis
Houston
Cincinnati

! - U of L opened in three WR formation

^ U of L opened in two tight end formation

*U of L opened in a three tight end formation

Defense	<u>LE</u>	<u>LT</u>	<u>RT</u>	<u>RE</u>	<u>LB</u>	<u>LB</u>	<u>LB</u>	<u>CB</u>	<u>FS</u>	<u>SS</u>	<u>CB</u>
Kentucky	Stanley	Lopez	Saterfield	Jones	Day	McCune	Johnson	Smart	Rhodes	Johnson	Minkins
Syracuse	Stanley	Lopez	Saterfield	Jones	Day	McCune	Johnson	Smart	Rhodes	Johnson	Minkins
UTEP	Stanley	Lopez	Saterfield	Jones	Day	McCune	Johnson	Smart	Rhodes	Johnson	Minkins
Temple	Stanley	Lopez	Saterfield	Jones	Day	McCune	Johnson	Smart	Rhodes	Johnson	Minkins

South Florida
Army
Tulane
ECU
TCU
Memphis
Houston
Cincinnati

Game-By-Game Team Statistics

Louisville	Rushing			Passing			Total Offense		First Downs			Fumbles		TOP	3rd Down	Pen			
	Att	Yds	TD	Att	Comp	Int	Yds	TD	Att	Yds	Tot	Run	Pass				Pen	No	Lost
Kentucky	44	240	3	23	14	1	180	1	67	420	22	12	10	0	0	0	29:45	6-13	4-35
Syracuse	39	185	0	25	16	1	266	3	64	451	18	8	10	0	0	0	31:08	7-14	5-21
UTEP	42	191	4	28	18	0	246	2	70	437	23	8	12	3	1	1	29:27	10-15	7-65
Temple	43	187	0	24	13	2	197	3	67	384	21	12	6	3	1	1	28:55	4-13	15-109

South Florida
Army
Tulane
ECU
TCU
Memphis
Houston
Cincinnati

Opponents	Rushing			Passing			Total Offense		First Downs			Fumbles		TOP	3rd Down	Pen			
	Att	Yds	TD	Att	Comp	Int	Yds	TD	Att	Yds	Tot	Run	Pass				Pen	No	Lost
Kentucky	36	108	1	32	18	1	236	2	68	344	21	7	13	1	1	0	30:15	8-14	4-20
Syracuse	41	217	2	30	19	0	229	0	71	446	22	11	11	0	3	2	28:52	7-14	2-20
UTEP	43	189	1	27	10	2	111	1	70	30	19	9	8	2	1	1	30:33	7-15	6-44
Temple	30	53	0	54	27	0	362	2	84	415	27	6	19	2	2	2	31:05	5-16	9-85

South Florida
Army
Tulane
ECU
TCU
Memphis
Houston
Cincinnati



2003 CARDINAL FOOTBALL

Rushing

	#32 Shelton	#23 Gates	#17 LeFors	#19 Bush	#44 Kamer	#7 Rascati	#33 K. Smith
<u>Opponent</u>	<u>Car-Yds-TD</u>	<u>Car-Yds-TD</u>	<u>Car-Yds-TD</u>	<u>Car-Yds-TD</u>	<u>Car-Yds-TD</u>	<u>Car-Yds-TD</u>	<u>Car-Yds-TD</u>
Kentucky	25-151-2	13-75-1	4-19-0	2-(-5)-0	0-0-0	DNP	DNP
Syracuse	24-135-0	4-9-0	5-34-0	2-2-0	1-1-0	DNP	0-0-0
UTEP	15-29-1	9-56-1	2-12-0	7-15-0	0-0-0	1-31-1	3-5-0
Temple	16-51-0	12-60-0	1-6-0	6-41-0	0-0-0	7-26-0	0-0-0
South Florida							
Army							
Tulane							
ECU							
TCU							
Memphis							
Houston							
Cincinnati							

Rushing

	#28 Patterson
<u>Opponent</u>	<u>Car-Yds-TD</u>
Kentucky	0-0-0
Syracuse	0-0-0
UTEP	2-6-0
Temple	
South Florida	
Army	
Tulane	
ECU	
TCU	
Memphis	
Houston	
Cincinnati	

Passing

	#17 LeFors	#7 Rascati	#19 Bush
<u>Opponent</u>	<u>Att-Comp-Int-Yds-TD</u>	<u>Att-Comp-Int-Yds-TD</u>	<u>Att-Comp-Int-Yds-TD</u>
Kentucky	23-14-1-180-1	DNP	0-0-0--0-0
Syracuse	25-16-1-266-3	DNP	0-0-0-0-0
UTEP	19-12-0-164-3	4-4-0-51-1	5-2-0-31-1
Temple	7-5-0-100-2	16-8-2-97-1	1-0-0-0-0
South Florida			
Army			
Tulane			
ECU			
TCU			
Memphis			
Houston			
Cincinnati			

Receiving

	#4 Clark	#3 Russell	#9 Tinch	#86 Ghent	#89 Owens	#41 Kamer	#19 Bush	#2 Jones
<u>Opponent</u>	<u>Rec-Yds-TD</u>	<u>Rec-Yds-TD</u>	<u>Rec-Yds-TD</u>	<u>Rec-Yds-TD</u>	<u>Rec-Yds-TD</u>	<u>Rec-Yds-TD</u>	<u>Rec-Yds-TD</u>	<u>Rec-Yds-TD</u>
Kentucky	6-94-0	3-45-0	2-15-0	1-14-0	1-10-0	1-2-1	0-0-0	0-0-0
Syracuse	4-48-0	6-133-1	2-48-0	1-7-0	1-5-0	1-1-1	1-24-1	0-0-0
UTEP	1-9-0	3-38-0	5-62-1	3-12-1	0-0-0	0-0-0	1-56-1	2-21-1
Temple	3-52-0	5-99-1	1-7-0	1-23-1	2-12-1	0-0-0	0-0-0	0-0-0
South Florida								
Army								
Tulane								
ECU								
TCU								
Memphis								
Houston								
Cincinnati								

Receiving

	#Haskins	#23 Gates
<u>Opponent</u>	<u>Rec-Yds-TD</u>	<u>Rec-Yds-TD</u>
Kentucky	0-0-0	0-0-0
Syracuse	0-0-0	0-0-0
UTEP	1-18-0	1-9-0
Temple	0-0-0	1-4-0
South Florida		
Army		
Tulane		
ECU		
TCU		
Memphis		
Houston		
Cincinnati		

2003 CARDINAL FOOTBALL

Field Goals

	#14 Smith
<u>Opponent</u>	
Kentucky	25
Syracuse	48, 19, 37
UTEP	
Temple	
South Florida	
Army	
Tulane	
ECU	
TCU	
Memphis	
Houston	
Cincinnati	

Punting

	#36 Tydlacka		#15 Moody
<u>Opponent</u>			
Kentucky	3-36.0		
Syracuse		3-47.3	
UTEP		3-36.3	
Temple		6-40.3	
South Florida			
Army			
Tulane			
ECU			
TCU			
Memphis			
Houston			
Cincinnati			

Louisville Inside Opponent 20 Yard-Line

<u>Opponent</u>	<u>Score</u>	Times		Total	Rush	Pass	FGs ----- Failed to score inside 20 -----								
		<u>In 20</u>	<u>Scored</u>				<u>Pts</u>	<u>TDs</u>	<u>TDs</u>	<u>TDs</u>	<u>Made</u>	<u>FGA</u>	<u>Downs</u>	<u>Int</u>	<u>Fumb</u>
Kentucky	W 40-24	4	4	24	3	2	1	1	0	0	0	0	0	0	0
Syracuse	W, 30-20	3	3	13	1	0	1	2	0	0	0	0	0	0	
UTEP	W, 42-14	7	5	35	5	3	2	0	0	1	0	1	0	0	
Temple	W, 21-12	1	1	7	1	0	1	0	0	0	0	0	0	0	
South Florida															
Army															
Tulane															
ECU															
TCU															
Memphis															
Houston															
Cincinnati															
Totals	-13 of 15 (100.0%)	15	13	79	10	5	5	3	0	1	0	1	0	0	

Opponents Inside Louisville's 20 Yard-Line

<u>Opponent</u>	<u>Score</u>	Times		Total	Rush	Pass	FGs ----- Failed to score inside 20 -----							
		<u>In 20</u>	<u>Scored</u>				<u>Pts</u>	<u>TDs</u>	<u>TDs</u>	<u>TDs</u>	<u>Made</u>	<u>FGA</u>	<u>Downs</u>	<u>Int</u>
Kentucky	W, 40-24	3	2	14	2	1	1	0	0	1	1	0	0	0
Syracuse	W, 30-20	3	2	10	1	1	0	1	0	0	0	0	0	0
UTEP	W, 42-14	2	2	14	2	1	1	0	0	0	0	0	0	0
Temple	W, 21-12	3	0	0	0	0	0	0	0	1	1	1	0	0
South Florida														
Army														
Tulane														
ECU														
TCU														
Memphis														
Houston														
Cincinnati														
Totals	-4 of 6 (66.7%)	11	6	34	5	3	2	1	0	1	1	0	0	0

2003 CARDINAL FOOTBALL

Career Single-Game Bests

RUSHING YARDS

Lionel Gates	75 vs. Kentucky, 2003
T.J. Patterson	136 vs. Cincinnati, 2001
Eric Shelton	151 vs. Kentucky, 2003
Michael Bush	42 vs. Temple, 2003

RUSHING ATTEMPTS

Lionel Gates	13 vs. Kentucky, 2003
T.J. Patterson	23 vs. Cincinnati, 2001
Eric Shelton	25 vs. Kentucky, 2003
Michael Bush	6 vs. Temple, 2003

100-YARD RUSHING GAMES

T.J. Patterson	4
Eric Shelton	2
Lionel Gates	0

RECEIVING YARDS

Joshua Tinch	93 vs. Florida State, 2002
J.R. Russell	133 vs. Syracuse, 2003
Broderick Clark	94 vs. Kentucky, 2003
Ronnie Ghent	72 vs. Duke, 2002
Richard Owens	72 vs. TCU, 2002
Victor Glenn	28 vs. Houston, 2001
Michael Bush	24 vs. Syracuse, 2003
D.J. Kamer	2 vs. Kentucky, 2003

RECEPTIONS

Joshua Tinch	6 vs. East Carolina, 2002
J.R. Russell	6 vs. Syracuse, 2003
Broderick Clark	6 vs. Kentucky, 2003
Ronnie Ghent	10 vs. Duke, 2002
Richard Owens	6 vs. TCU, 2002
Victor Glenn	2 vs. Marshall, 2002

PASSING YARDS

Stefan LeFors	266 vs. Syracuse, 2003
Justin Rascaiti	97 vs. Temple, 2003
Michael Bush	31 vs. UTEP, 2003

COMPLETIONS

Stefan LeFors	16 vs. Syracuse, 2003
Justin Rascaiti	8 vs. Temple, 2003
Michael Bush	2 vs. UTEP, 2003

ATTEMPTS

Stefan LeFors	25 vs. Syracuse, 2003
Justin Rascaiti	16 vs. Temple, 2003
Michael Bush	5 vs. UTEP, 2003

TACKLES

Robert McCune	18 vs. Houston, 2002
Rod Day	14 vs. Colorado State, 2002
Josh Minkins	13 vs. Florida State, 2002
Brent Johnson	9 vs. Kentucky, 2003
Kerry Rhodes	7 vs. Kentucky, 2003
Scott Lopez	6 vs. Western Carolina, 2001
Tyrone Saterfield	6 vs. Kentucky, 2003
Montavious Stanley	4 vs. Houston, Army, 2002
Elvis Dumervil	3 vs. Army, 2002
Brandon Sharp	5 vs. Temple, 2003

Louisville All-Time Bests

Rushing Yards	457 vs. Morehead State, 1957
Passing Yards	615 vs. East Carolina, 1998
Total Yards	769 vs. East Carolina, 1998
Points	100 vs. Washington (Tenn.), 1913
Longest Rushing Play	93 vs. ECU, 1958

Louisville Bests — Bobby Petrino Era

Rushing Yards	240 vs. Kentucky, 2003
Passing Yards	266 vs. Syracuse, 2003
Total Yards	451 vs. Syracuse, 2003
Points	42 vs. UTEP, 2003
Points (half)	28 vs. UTEP, 2003
Points (quarter)	14 vs. Kentucky, 2003
First Downs	23 vs. UTEP, 2003
First Downs by Rushing	12 vs. Temple, 2003
First Downs by Passing	12 vs. UTEP, 2003
Longest TD run	31 vs. UTEP, 2003
Longest Non-TD run	39 vs. UTEP, 2003
Longest TD pass	56 vs. UTEP, 2003
Longest Non-TD pass	34 vs. Kentucky, 2003

2003 CARDINAL FOOTBALL

LOUISVILLE TEAM SUPERLATIVES

Points Scored	42 vs. UTEP
Low	21 vs. Temple
First Downs	23 vs. UTEP
Low	18 vs. Syracuse
Rushing Plays	44 vs. Kentucky
Low	39 vs. Syracuse
Rushing Yards	240 vs. Kentucky
Low	185 vs. Syracuse
Passes Attempted	28 vs. UTEP
Low	23 vs. Kentucky
Passes Completed	18 vs. UTEP
Low	13 vs. Temple
Had Intercepted	2 vs. Temple
Low	1 twice
Passing Yards	266 vs. Syracuse
Low	180 vs. Kentucky
Plays	70 vs. UTEP
Low	64 vs. Syracuse
Total Offense	451 vs. Syracuse
Low	384 vs. Temple
Fumbles Lost	1 vs. UTEP
Low	0
Penalties	15 vs. Temple
Low	4 vs. Kentucky
Penalties Yards	109 vs. Temple
Low	21 vs. Syracuse

LOUISVILLE INDIVIDUAL SUPERLATIVES

Rushing Attempts	25, Eric Shelton vs. Kentucky
Rushing Yards	151, Eric Shelton vs. Kentucky
Rushing TDs	2, Eric Shelton vs. Kentucky
Pass Attempts	25, Stefan LeFors vs. Syracuse
Pass Completions	16, Stefan LeFors vs. Syracuse
Passing Yards	266, Stefan LeFors vs. Syracuse
Passing TDs	3, Stefan LeFors vs. Syracuse
Receptions	6, J.R. Russell vs. Syracuse
Receiving Yards	133, J.R. Russell vs. Syracuse
TD Receptions	1, Several players
Punts	3, Brent Moody vs. Syracuse
Punt Average	47.3, Brent Moody vs. Syracuse
Punts Inside 20	3, Brent Moody vs. Temple
Punt Returns	2, Robert Haskins vs. Temple
Punt Return Yards	46, J.R. Russell vs. Kentucky
Kickoff Returns	4, Broderick Clark vs. Syracuse
Kickoff Return Yards	129, Broderick Clark, Syracuse
Field Goals	3, Nate Smith vs. Syracuse

LOUISVILLE LONG PLAYS

Rushing	39, Broderick Clark vs. UTEP
Passing	56, Stefan LeFors to Michael Bush vs. UTEP
Field Goal	48, Nate Smith vs. Syracuse
Punt	55, Brent Moody vs. Syracuse
Punt Return	46, J.R. Russell vs. Kentucky
Kickoff Return	50, Broderick Clark vs. Syracuse
Interception Return	41, Gavin Smart vs. Kentucky

OPPONENT TEAM SUPERLATIVES

Points Scored	24	Kentucky
Low	12	Temple
First Downs	27	Temple
Low	19	UTEP
Rushing Plays	43	UTEP
Low	30	Temple
Rushing Yards	217	Syracuse
Low	53	Temple
Passes Attempted	54	Temple
Low	27	UTEP
Passes Completed	27	Temple
Low	10	UTEP
Had Intercepted	2	UK, UTEP
Low	0	
Passing Yards	362	Temple
Low	111	UTEP
Plays	84	Temple
Low	68	Kentucky
Total Offense	446	Syracuse
Low	300	UTEP
Fumbles Lost	2	Syracuse
Low	0	Kentucky
Penalties	9	Temple
Low	2	Syracuse
Penalties Yards	85	Temple
Low	20	twice

OPPONENT INDIVIDUAL SUPERLATIVES

Rushing Attempts	16, Walter Reyes, Syracuse
Rushing Yards	118, Howard Jackson, UTEP
Rushing TDs	1, Five players
Pass Attempts	45, Mike McGann, Temple
Pass Completions	24, Mike McGann, Temple
Passing Yards	304, Mike McGann, Temple
Passing TDs	2, Jared Lorenzen, Kentucky
Receptions	8, Johnnie Morant, Syracuse
Receiving Yards	141, Johnnie Morant, Syracuse
TD Receptions	1, three players
Punts	6, Mike McLaughlin, Temple
Punt Average	44.3, Brendan Carney, Syracuse
Punts Inside 20	2, Mike McLaughlin, Temple
Punt Returns	4, Zamir Cobb, Temple
Punt Return Yards	18, Marcus Clayton, Syracuse
Kickoff Returns	104, Jahmal Fenner, UTEP
Kickoff Return Yards	107, Jahmal Fenner
Field Goals	2, Collin Barber, Syracuse

OPPONENT LONG PLAYS

Rushing	47, Howard Jackson, UTEP
Passing	42, R.J. Anderson to Johnnie Morant, Syracuse
Field Goal	44, Taylor Begley, Kentucky
Punt	51, Mike McLaughlin, Temple
Punt Return	18, Marcus Clayton, Syracuse
Kickoff Return	47, Derek Abney, Kentucky
Interception Return	12, Adam Fichter, Temple

2003 CARDINAL FOOTBALL

2003 LOUISVILLE SCORING DRIVES

PLAYS	YARDS	TIME	QRT.	SCORE
at Kentucky				
11	80	5:18	1	Shelton 6-yd run
2	4	0:38	1	Kamer 2 pass from LeFors
7	64	2:08	3	Smith 25-yd FG
14	81	5:47	4	Shelton 22-yd run
14	92	8:11	4	Gates 2-yd run
at Syracuse				
7	92	3:51	1	Russell 40 from LeFors
6	35	2:01	1	Smith 48-yd FG
7	47	2:48	2	Kamer 1 from LeFors
6	27	2:58	2	Smith 19-yd FG
7	81	2:24	3	Bush 24 from LeFors
11	75	4:45	4	Smith 37-yd FG
vs. UTEP				
2	15	0:38	1	Tinch 19 from LeFors
5	79	2:16	1	Ghent 5 from LeFors
11	64	4:01	2	Shelton 1-yd run
13	57	5:12	2	Quarterman 1-yd run
10	89	3:38	3	Gates 1-yd run
7	70	3:34	4	Rascati 31-yd run
vs. Temple				
2	64	0:55	1	Russell 55 from LeFors
14	80	6:07	1	Owens 7 from LeFors
8	82	1:34	2	Ghent 23 from Rascati

2003 20-YARD PLUS PLAYS

Yards	Type	Players (s)	Opponent
31	Pass	LeFors to Clark	Kentucky
36	Rush	Gates	Kentucky
41	INT	Smart	Kentucky
22	Rush	Shelton	Kentucky
23	Pass	LeFors to Tinch	Kentucky
40	Pass	LeFors to Russell (TD)	Syracuse
29	Pass	LeFors to Russell	Syracuse
25	Pass	LeFors to Tinch	Syracuse
20	Rush	Shelton	Syracuse
25	Pass	LeFors to Clark	Syracuse
24	Pass	LeFors to Bush	Syracuse
56	Pass	LeFors to Bush	UTEP
21	Pass	LeFors to Russell	UTEP
39	Rush	Clark	UTEP
31	Rush	Rascati (TD)	UTEP
55	Pass	LeFors to Russell	Temple
22	Pass	LeFors to Clark	Temple
21	Rush	Gates	Temple
20	Pass	Rascati to Russell	Temple
23	Pass	Rascati to Ghent (TD)	Temple

20-YARD PLAYS PER GAME

at Kentucky	4 (2 passing, 2 rush)
at Syracuse	6 (5 passing, 1 rush)
UTEP	4 (2 passing, 2 rush)
Temple	5 (4 passing, 1 rush)

20-YARD PLAYS BY PLAYER

Russell	5 (5 passing)
Clark	4 (3 passing, 1 rush)
Bush	2 (2 passing)
Gates	2 (2 rushing)
Shelton	2 (2 rushing)
Tinch	1 (passing)

2003 CARDINAL FOOTBALL

The Last Time...

Louisville Individual

Rushed 30 times: Tony Stallings at Houston, 11/18/00 (30 carries for 108 yards)

Rushed for 200 yards: Anthony Shelman vs. Tulsa, 11/26/94 (220 yards on 36 carries)

Rushed for 150 yards: Tony Stallings vs. Memphis, 9/29/01 (155 yards)

Rushed for 100 yards: Eric Shelton vs Syracuse, 9/13/03, (135)

Rushed for three or more TDs: Henry Miller at Colorado State, 9/14/02 (3)

Passed for 500 yards: Chris Redman vs. East Carolina, 11/14/98 (592)

Passed for 400 yards: Chris Redman vs. Illinois, 9/18/99 (450)

Passed for 300 yards: Dave Ragone vs. East Carolina, 10/26/02 (352)

Attempted 50 passes: Dave Ragone at TCU, 11/23/01 (50)

Attempted 40 passes: Dave Ragone vs. Marshall, 12/18/02 (45)

Completed 30 or more passes: Dave Ragone at TCU, 11/23/01 (32)

Completed 25 or more passes: Dave Ragone at TCU, 11/23/01 (32)

Threw six TDs: Chris Redman vs. East Carolina, 11/14/98 (6)

Threw five TDs: Dave Ragone vs. East Carolina, 10/26/02 (5)

Threw four TDs: Dave Ragone vs. East Carolina, 10/26/02 (5)

Threw three TDs: Stefan LeFors vs. Syracuse, 9/13/03 (3)

Had 500 yards total offense: Chris Redman vs. East Carolina, 11/14/98 (578)

Had 400 yards total offense: Chris Redman vs. Houston, 10/23/99 (410)

Had 300 yards total offense: Stefan LeFors vs. Syracuse, 9/13/03 (300)

Accounted for six or more TDs: Chris Redman vs. East Carolina, 11/14/98 (6 pass)

Accounted for five or more TDs: Dave Ragone vs. East Carolina, 10/26/02 (5 pass)

Accounted for four or more TDs: Dave Ragone vs. East Carolina, 10/26/02 (5 pass)

Accounted for three or more TDs: Dave Ragone vs. East Carolina, 10/26/02 (5 pass)

Caught 15 or more passes: Arnold Jackson vs. Cincinnati, 11/6/99 (15 for 174)

Caught 10 or more passes: Ronnie Ghent at Duke, 9/7/02 (10 for 72)

Had 200 or more yards receiving: Ibn Green at East Carolina, 11/14/98 (214 on 15 catches)

Had 150 or more yards receiving: Damien Dorsey vs. East Carolina, 10/26/02 (158)

Had 100 or more yards receiving: J.R. Russell 9/13/03 (133)

Caught four TD passes: Lavell Boyd vs. Houston, 10/23/99 (4)

Caught three or more TD passes: Damien Dorsey vs. East Carolina, 10/26/02 (3)

Caught two or more TD passes: Damien Dorsey vs. East Carolina, 10/26/02 (3)

Scored 10 or more points kicking: Nate Smith vs. Syracuse, 9/13/03 (12 points - 3FG, 3PAT)

Kicked a 50-yard field goal: Nate Smith vs. UAB, 11/23/02 (52 yards)

Kicked three field goals: Nate Smith vs. Syracuse, 9/13/03 (3 - 48, 19, 37 yards)

Blocked a field goal: Kerry Rhodes at Southern Miss, 11/14/02

Blocked an extra point: Josh Minkins vs. Temple, 9/27/03

Blocked a punt: J.R. Russell vs. Kentucky (8/31/03)

Blocked punt for a TD: Jonathon Jackerson 0-yd punt return vs. Kentucky (8/31/03) (J.R. Russell)

Intercepted two or more passes: Curry Burns (2) at Illinois, 9/22/01

Completed an 80+-yard pass: Dave Ragone to Zek Parker at Kentucky, 9/1/01 (82 yards - TD)

Completed a 70+-yard pass: Dave Ragone to Deion Branch at TCU, 11/23/01 (78 yards - TD)

Completed a 60+-yard pass: Dave Ragone to Deion Branch at TCU, 11/23/01 (78 yards - TD)

Completed a 50+-yard pass: Stefan LeFors to Michael Bush vs. UTEP, 9/20/03 (56)

Had an 80+yard run: Anthony Shelman vs. Pittsburgh, 10/1/94 (84 yards)

Had a 70+yard run: Alan Campos vs. North Carolina, 9/21/95 (70 yards)

Had a 60+yard run: Leroy Collins vs. Western Kentucky, 10/31/98 (66 yards - TD)

Had a 50+yard run: Tony Stallings vs. Memphis, 9/29/00 (51 yards)

Kicked a field goal of 50 or more yards: Wade Tydlacka vs. Connecticut, 9/30/00 (51 yards)

Had a 60+-yard punt: Chris Sivori at Tulane, 11/18/00 (63 yards)

Returned a kickoff for a touchdown: Broderick Clark vs. Cincinnati, 11/07/02 (92 yards - TD)

Returned a punt for a touchdown: Damien Dorsey at Army, 9/21/02 (81 yards)

Returned an interception for a touchdown: Dewayne White at Colorado State, 9/14/02 (55 yards)

Returned a fumble for a touchdown: Michael Brown (81 yards) and Devon Thomas (87 yards) vs. New Mexico St., 8/23/01

Louisville Team

Had 30 first downs: vs. Houston, 10/23/99 (30)

Had 400 yards rushing: vs. South Dakota State, 9/9/78 (472)

Had 300 yards rushing: at Tulane, 11/03/01(328)

Had 60 or more rushing att: vs. Illinois, 10/19/96 (66)

Had 50 or more rushing att: at Cincinnati, 10/27/01 (51)

Had six or more rushing TDs: vs. Western Kentucky, 10/31/98 (6 - Leroy Collins 5, Frank Moreau 1)

Had five or more rushing TDs: vs. Western Kentucky, 10/31/98 (6 - Leroy Collins 5, Frank Moreau 1)

Had four or more rushing TDs: at Tulane, 11/03/01 (4 - Henry Miller 2, Dave Ragone 2)

Had 600 yards passing: at East Carolina, 11/14/98 (615 - Chris Redman 592, Mike Watkins 23)

Had 500 yards passing: at East Carolina, 11/14/98 (615-Chris Redman 592, Mike Watkins 23)

Had 400 yards passing: vs. Illinois, 9/18/99 (450 - Chris Redman 450)

Had 300 yards passing: vs. East Carolina, 10/26/02 (352)

Had 50 or more pass attempts: vs. Houston, 10/23/99 (53)

Had 30 or more pass completions: at TCU, 11/23/01 (Dave Ragone 32, Stefan LeFors 1)

Had six TDs passing: at East Carolina, 11/14/98 (6)

Had five or more TDs passing: vs. East Carolina, 10/26/02 (5)

Had four or more TDs passing: vs. East Carolina, 10/26/02 (5)

Had three or more TDs passing: vs. Syracuse, 9/13/03 (3)

Had 600 or more yds total offense: at East Carolina, 11/14/98 (769)

Had 500 or more yds total offense: vs. East Carolina, 10/26/02 (556)

Had 80 or more total plays: at Houston, 11/18/00 (83)

Scored 60 or more points: at East Carolina, 11/14/98 (63 - W)

Scored 50 or more points: at Tulane, 11/03/01 (W, 52-7)

Scored 40 or more points: vs. UTEP, 9/20/03 (W, 42-14)

Allowed 60 or more points: vs. Kentucky, 9/5/98 (68 - L)

Allowed 50 or more points: at Army, 10/7/99 (59 - OT loss)

Allowed 40 or more points: vs. TCU, 10/19/02 (lost 31-45)

Had five or more fumbles: vs. Kentucky, 9/2/00 (6 - lost 4)

Did not commit a turnover: vs. Southern Miss, 10/16/01

Had two players rushing for 100 yards in a game: Henry Miller and T.J. Patterson at Tulane, 11/03/01 (121 and 101 yards)

Had two players passing for 100 yards in a game: Browning Nagle (214) and Jeff Brohm (138) vs. Western Kentucky, 10/27/90

Had two 100-yard receivers in same game: at Cincinnati, 11/6/99 (Arnold Jackson 174 and Ibn Green 100)

Had three 100-yard receivers in same game: at Tulane, 10/17/98 (Lavell Boyd 146, Arnold Jackson 132 and Charles Sheffield 103)

Had 100-yard rusher and 100-yard receiver in same game: vs. Syracuse, 9/13/03 (Eric Shelton 135 yards rushing & J.R. Russell 133 yards receiving)

Blocked two punts: at Army, 9/21/02

Had a punt blocked: vs. Southern Miss, 10/16/01

Had a field goal blocked: at Army, 9/21/02

Was held scoreless: at Florida State, 9/23/00

2003 CARDINAL FOOTBALL

(31-0)

Held an opponent scoreless: vs. Grambling, 9/9/00 (52-0)

Held an opponent to 10 or fewer first downs: at Duke, 9/7/02 (8)

Intercepted five or more passes: at Houston, 11/18/00 (5)

Intercepted four or more passes: at Houston, 11/18/00 (5)

Intercepted three or more passes: at Cincinnati, 10/27/01 (3)

Held an opponent to less than 100 yards rushing: vs. Temple, 9/27/03 (53 yards)

Held an opponent to less than 50 yards rushing: at Army (26), 9/21/02

Held an opponent to negative yards rushing: vs. Grambling, 9/9/00 (-56)

Held an opponent to less than 300 yards of total offense: vs. East Carolina, 10/26/02 (297)

Held an opponent to less than 200 yards of total offense: at Army, 9/21/02 (140 yards)

Held an opponent to less than 100 yards of total offense: vs. Grambling, 9/9/00 (60)

Scored a safety: vs. Kentucky, 8/31/03

Scored a two-point conversion: vs. Marshall, Dave Ragone to Tiger Jones (12/18/02)

Had 35 minutes time of possession: at Army, 9/21/02 (36:10)

Played an overtime game: vs. Southern Miss, 11/14/02 (W, 20-17)

Defeated a Top 25 team: vs. No. 4 Florida State, 9/26/02 (W, 26-20)

Defeated a Top 10 team: vs. No. 4 Florida State, 9/26/02 (W, 26-20)

Defeated a Top 5 team: vs. No. 4 Florida State, 9/26/02 (W, 26-20)

Opponent Individual

Rushed 30 times: Joffrey Reynolds, Houston, 11/30/02 (41 carries for 149 yards)

Rushed for 200 yards: Michael Wallace, Army, 10/7/99 (269 yards on 19 carries)

Rushed for 150 yards: Cecil Sapp, Colorado State, 12/29/00 (Liberty Bowl) (160 yards on 36 carries)

Rushed for 100 yards: Howard Jackson, UTEP, 9/20/03 (12 carries for 118 yards)

Rushed for three or more TDs: Cecil Sapp, Colorado State, 9/14/02 (3)

Passed for 400 yards: Josh Heupel, Oklahoma, 9/25/99 (429)

Passed for 300 yards: Mike McGann, Temple, 9/27/03 (304)

Attempted 50 passes: Patrick Ramsey, Tulane, 10/28/00 (54)

Attempted 40 passes: Mike McGann, Temple, 9/27/03 (45)

Completed 30 or more passes: Patrick Ramsey, Tulane, 10/28/00 (34)

Completed 25 or more passes: Patrick Ramsey, Tulane, 10/28/00 (34)

Threw six TDs: Tim Couch, Kentucky, 9/5/98 (7)

Threw five TDs: Josh Heupel, Oklahoma, 9/25/99 (5)

Threw four TDs: Byron Leftwich, Marshall, 12/18/02 (4)

Threw three TDs: Nick Eddy, Houston, 11/30/02

Had 400 yards total offense: Josh Heupel, Oklahoma, 9/25/99 (410 - 429 pass, -19 rush)

Had 300 yards total offense: Kurt Kittner, Illinois, 9/22/01 (301 - 301 pass, 0 run)

Accounted for six or more TDs: Josh Heupel, Oklahoma, 9/25/99 (6 - 5 pass, 1 rush)

Accounted for five or more TDs: Josh Heupel, Oklahoma, 9/25/99 (6 - 5 pass, 1 rush)

Accounted for four or more TDs: Byron Leftwich, Marshall, 12/18/02 (4pass)

Accounted for three or more TDs: Byron Leftwich, Marshall, 12/18/02 (4pass)

Caught 10 or more passes: Denero Marriott, (10), Marshall, 12/18/02

Caught 7 or more passes: Denero Marriott, (10), Marshall, 12/18/02

Had 200 or more yards receiving: Cos Dematteo, Chattanooga, 9/11/99 (207)

Had 150 or more yards receiving: Cos Dematteo, Chattanooga, 9/11/99 (207)

Had 100 or more yards receiving: Ikey Chuhu, Temple, 9/27/03 (103)

Caught four TD passes: Howard Twilley, Tulsa, 11/6/65 (5)

Caught three or more TD passes in a game: Cos Dematteo, Chattanooga, 9/11/99 (3)

Caught two or more TD passes: Denero Marriott and Demetrius Doss, Marshall, 12/18/02 (2)

Scored 10 or more points kicking: Jeff Babcock, Colorado State, 9/14/02 (12 - 3 field goals, 3 extra points)

Kicked three field goals: Jeff Babcock, Colorado State, 9/14/02 (3)

Intercepted two or more passes: Christian Morton, Illinois, 9/22/01 (2)

Completed an 80+-yard pass: Casey Printers to Adrian Madise, TCU, 11/23/02 (80 yards - TD)

Completed a 70+-yard pass: Paul Troth to Richard Alston, East Carolina, 10/26/02 (71)

Completed a 60+-yard pass: Nick Eddy to Brian Robinson, Houston, 11/30/02 (66)

Completed a 50+-yard pass: Nick Eddy to Brian Robinson, Houston, 11/30/02 (66)

Had an 80+yard run: Randolph Brown, Southern Miss, 10/12/85 (80 yards)

Had a 70+yard run: Buck Pierce, New Mexico St., 8/23/01 (75 yards)

Had a 60+yard run: Buck Pierce, New Mexico St., 8/23/01 (75 yards)

Had a 50+yard run: Lonta Hobbs, TCU, 10/19/02 (50 yards)

Kicked a field goal of 50 or more yards: Derek Schmidt, Florida State, 10/25/86 (53 yards)

Had a 60+-yard punt: Curtis Head, Marshall, 12/18/02 (65)

Returned a kickoff for a touchdown: Adam Moorhead, Tulane, 10/11/97 (62 yards)

Returned a punt for a touchdown: Dexter Wynn, Colorado State, 9/14/02 (66 yards)

Returned an interception for a touchdown: Chris-

tian Morton, Illinois, 9/22/01 (33 yards)

Returned a fumble for a touchdown: Marlon McCree, Kentucky, 9/2/00 (9 yards)

Opponent Team

Had 30 first downs: Tulane, 10/28/00 (33)

Had 400 yards rushing: New Mexico State, 8/23/01 (407)

Had 300 yards rushing: New Mexico State, 8/23/01 (407)

Had 60 or more rushing att.: TCU, 10/19/02 (62)

Had 50 or more rushing att.: TCU, 10/19/02 (62)

Had six or more rushing TDs: Army, 10/7/99 (7)

Had five or more rushing TDs: Army, 10/7/99 (7)

Had four or more rushing TDs: Army, 10/7/99 (7)

Had 500+ yards passing: Kentucky, 9/5/98 (571)

Had 400 yards passing: Oklahoma, 9/25/99 (429)

Had 300 yards passing: Temple, 9/27/03 (362)

Had 400 yards of total offense: Temple, 9/27/03 (415)

Had 500 yards of total offense: Marshall (Motor City Bowl), 12/23/98, (613)

Had 600+ yards of total offense: Kentucky, 9/5/98 (801)

GAME SUMMARIES

Louisville 40 Kentucky 24

August 31, 2003 • Commonwealth Stadium • Lexington, Ky.

LEXINGTON, Ky. -- Eric Shelton rushed for 151 yards and two touchdowns to lead Louisville to a 40-24 win over Kentucky in the opener for both teams.

The Cardinals took advantage of two punt miscues by Kentucky, built an 18-point lead, weathered a UK rally, and drained the clock with two time-consuming drives to seal the win.

It was the sixth win for Louisville in 10 meetings since the teams renewed their rivalry in 1994. The Cardinals have won four of their last five against Kentucky, including the last three on Kentucky's home field.

Louisville recovered a blocked punt for a touchdown, scored a safety on another botched punt and, after the free kick, scored a field goal to make it 26-10.

The Wildcats drew within 26-24, but Louisville answered with a 14-play, 81-yard touchdown drive. Shelton scored on a 22-yard run.

Kentucky reached the Louisville 20-yard line midway through the fourth quarter, but Josh Minkins intercepted a pass by Jared Lorenzen with 8:17 left.

The Cardinals ran out all but the final six seconds on their final drive, which ended with Lionel Gates scoring on a 2-yard run.

A sudden, heavy thunderstorm delayed the start of the game by one hour, 34 minutes. The delay didn't appear to affect Louisville, which scored touchdowns on its first two possessions. Gavin Smith set up the second touchdown with a 41-yard interception return to the Kentucky 4.

The Cardinals, who recovered three blocked punts for touchdowns last season, did so again early in the second quarter. J.R. Russell smothered the punt by Sevin Sucurovic from the Kentucky 46, and the ball caromed all the way to the end zone, where Jonathan Jackerson fell on it.

Up 21-3, Louisville reached the Kentucky 31 late in the first half, but Stefan LeFors threw an interception. Kentucky scored 45 seconds before the half, on a 13-yard pass from Lorenzen to Glenn Holt. The Wildcats had just 96 yards of offense before the 64-yard touchdown drive.

After Louisville went ahead 26-10, Lorenzen led UK to consecutive touchdown drives. Uk's Keenan Burton's first career catch was a leaping 31-yard touchdown grab and sliced Louisville's lead to 26-24 entering the fourth quarter.

LOUISVILLE	14	7	5	14	40
KENTUCKY	3	7	14	0	24

SCORING SUMMARY

1st LOU — Shelton 6 yd run (Smith kick)	UL 7-0
1st LOU — Kamer 2-yd pass from LeFors (Smith kick)	UL 14-0
1st UK — Taylor Begley 44-yd field goal	UL 14-3
2nd LOU — Jackerson 0-yard blocked punt (Smith kick)	UL 21-3
2nd UK — Holt 13-yd pass from Lorenzen (Begley kick)	UL 21-10
3rd LOU — Team safety	UL 23-10
3rd LOU — Smith 25-yard field goal	UL 26-10
3rd UK — Davis 1-yd run (Begley kick)	UL 26-17
3rd UK — Burton 31-yd pass from Lorenzen (Begley kick)	UL 26-24
4th LOU — Shelton 22-yd run (Smith kick)	UL 33-24
4th LOU — Gates 2-yd run (Smith kick)	UL 40-24

TEAM STATISTICS

	<u>UL</u>	<u>UK</u>
First Downs	22	21
Rushes-Att-Yds	44-240	36-108
Passing Yards	180	236
TOTAL OFFENSE	420	344
Passes cmp-Att-Int	23-14-1	32-18-2
Punts	3-36.0	2-17.0
Fumbles-Lost	0-0	1-0
Penalties	4-35	4-20
Sacks By	2-6	1-5
3rd Down Conv.	6-13	8-14
4th Down Conv.	2-2	0-2
Time of Possession	29:45	30:15

RUSHERS

UL — Eric Shelton 25-151-2, Lionel Gates 13-75-1, Stefan LeFors 4-19-0, Michael Bush 2-(-5)-0
 UK — Draak Davis 15-45-1, Alexis Bwenge 5-43-0, Arliss Beach 4-24-0, Jared Lorenzen 8-8-0, Ronald Johnson 2-7-0, Shane Boyd 1-(-2)-0

PASSERS

UL — Stefan LeFors 14-23-1-180, 1 TD
 UK — Jared Lorenzen 18-31-1-236, 2 TD, Shane Boyd 0-1-1-0

RECEIVERS

UL — Broderick Clark 6-94-0, J.R. Russell 3-45-0, Joshua Tinch 2-15-0, Ronnie Ghent 1-14-0, Richard Owens 1-10-0, D.J. Kamer 1-2-1
 UK — Derek Abney 3-51-0, Draak Davis 3-38-0, Glenn Holt 3-33-1, Alexis Bwenge 3-25-0, Keenan Burton 1-31-1, Maurice Marchman 1-25-0, Chris Bernard 1-18-0, Jeremiah Drobney 1-7-0, Arliss Beach 1-4-0, Ronald Johnson 1-4-0

Attendance: 70,467



Lionel Gates rushed for 75 yards in the win over Kentucky. He scored from two yards out to close the scoring.

GAME SUMMARIES

Louisville 30 Syracuse 20

September 13, 2003 • Carrier Dome • Syracuse, N.Y.

SYRACUSE, N.Y. - Stefan LeFors threw for 266 yards and three touchdowns as Louisville beat Syracuse 30-20 at the Carrier Dome to runs its record to 2-0 on the season.

Louisville (2-0), coming off a bye week after a season-opening victory at Kentucky, built a big lead and withstood a second-half rally.

Behind LeFors, who was 16-for-25 with one interception, the Cardinals took the lead on their first possession and never relinquished it.

LeFors had scoring passes of 40 yards to J.R. Russell , 1 yard to D.J. Kamer and 24 yards to Michael Bush

Russell caught six passes for 133 yards and Eric Shelton ran for 135 yards on 24 carries.

Syracuse (1-1) trailed North Carolina by 17 points last week before rallying for a 49-47 triple-overtime victory. The Orangemen seemed poised to duplicate the feat against the Cardinals.

After LeFors connected with Bush out of the backfield to give Louisville a 27-10 lead on the first possession of the second half, Syracuse rallied quickly.

R.J. Anderson hit Johnnie Morant on a 42-yard pass, and Walter Reyes scored on a 35-yard run to make it 27-17 in the third. Collin Barber added a 37-yard field goal as Syracuse closed to 27-20 going into the fourth.

The Orangemen then pinned the Cardinals at their own 6, but Louisville escaped when LeFors hit Russell for seven yards on third-and-6. Russell then made a 40-yard diving reception on the next play and Smith kicked a 37-yard field goal with 6:58 left to quash any hopes of a Syracuse victory.

Morant had eight catches for 141 yards, while Anderson was 19-for-30 for 229 yards and Walter Reyes had 16 carries for 87 yards.

The Syracuse defense entered the game riding a forgettable streak, having allowed more than 500 yards in five straight games. So it wasn't too surprising that Louisville came out throwing.

LeFors completed his first six passes for 109 yards, putting the Cardinals ahead 7-0 with the TD pass to Russell just six minutes into the game.

Anderson guided Syracuse right back to tie it, hitting Morant on passes of 28 and 12 yards to set up Darryl Kennedy's 2-yard scoring run.

Smith's 48-yard field goal gave the Cardinals the lead again, but Barber

knotted the score at 10-10 with a 42-yard field goal early in the second quarter.

LOUISVILLE	10	10	7	3	30
SYRACUSE	7	3	10	0	20

SCORING SUMMARY

1st LOU — Russell 40-yard pass from LeFors (Smith kick)	UL 7-0
1st SU — Kennedy 2-yard run (Barber kick)	T 7-7
1st LOU — Nate Smith 48-yard field goal	UL 10-7
2nd SU — Collin Barber 42-yard field goal	T 10-10
2nd LOU — Kamer 1-yard pass from LeFors	UL 17-10
2nd LOU — Nate Smith 19-yard field goal	UL 20-10
3rd LOU — Bush 24-yard pass from LeFors	UL 27-10
3rd SU — Reyes 35-yard run (Barber kick)	UL 27-17
3rd SU — Barber 36-yard field goal	UL 27-20
4th LOU — Nate Smith 37-yard field goal	UL 30-20

TEAM STATISTICS

	UL	SU
First Downs	18	22
Rushes-Att-Yds	39-185	41-217
Passing Yards	266	229
TOTAL OFFENSE	451	446
Passes cmp-Att-Int	25-16-1	30-19-0
Punts	3-47.3	4-44.3
Fumbles-Lost	0-0	3-2
Penalties	5-21	2-20
Sacks By	1-6	0-0
3rd Down Conv.	7-14	7-14
4th Down Conv.	1-1	0-1
Time of Possession	31:08	28:52

RUSHERS

UL — Eric Shelton 24-135-0, Stefan LeFors 5-34-0, Broderick Clark 1-9-0, Lionel Gates 4-9, Michael Bush 2-2-0, D.J. Kamer 1-1-0
 SU — Walter Reyes 16-87-1, Damien Rhodes 11-71-0, R.J. Anderson 9-36-0, Jared Jones 1-12-0, Thump Belton 3-9-0, Darryl Kennedy 1-2-0


PASSERS

UL — Stefan LeFors 16-25-1-266, 3 TD
 SU — R.J. Anderson 19-30-0-229, 0 TD

RECEIVERS

UL — J.R. Russell 6-133-1, Broderick Clark 4-48-0, Joshua Tinch 2-48-0, Michael Bush 1-24-1, Ronnie Ghent 1-7-0, Richard Owens 1-5-0, D.J. Kamer 1-1-1
 SU — Johnnie Morant 8-141-0, Jared Jones 5-47-0, Walter Reyes 2-17-0, Damien Rhodes 2-13-0, Andre Fontenette 2-11-0

Attendance: 38,550



Stefan LeFors threw for a career-high 266 yards against Syracuse in the Cards' 30-20 win.

GAME SUMMARIES

Louisville 42, UTEP 14

September 20, 2003 • PJCS • Louisville, Ky.

LOUISVILLE, Ky. - Stefan LeFors threw for 164 yards and two touchdowns to lead Louisville to a 42-14 win over UTEP in the Cardinals' home opener. The win improved the Cardinals to 3-0.

Running backs Lionel Gates and Eric Shelton and 6-foot-5, 350-pound offensive lineman Kurt Quarterman all had 1-yard touchdown runs for the Cardinals (3-0), who have scored in every quarter this season.

Howard Jackson rushed for 118 yards for the Miners (0-4), who lost their ninth straight game and their 17th straight road game.

Louisville faced its first deficit of the year when UTEP receiver Johnnie Lee Higgins scored on a 16-yard run 3:11 into the game. It didn't last long.

On UTEP's next possession, Louisville linebacker Rod Day intercepted an Orlando Cruz pass and returned it to the Miners' 15-yard line. LeFors found Joshua Tinch wide open in the end zone for the tying touchdown with 9:48 left in the first quarter.

After a UTEP punt, Louisville freshman Michael Bush, a record-setting quarterback at nearby Male High School, caught a short pass from LeFors and ran 56 yards to the UTEP 7. The play set up LeFors' five-yard touchdown pass to tight end Ronnie Ghent with 5:22 remaining in the first quarter.

Shelton finished Louisville's next drive with his third TD run of the season. Quarterman lined up in the backfield and delivered a punishing block to clear Shelton's path.

A 21-yard pass from Bush to Brent Johnson on a fake punt kept alive the Cardinals' next drive. When they reached the 1-yard line this time, Quarterman took the handoff and barreled into the end zone on his first career carry.

Gates' TD run finished a 10-play, 89-yard drive that opened the third quarter.

Justin Rascati closed the scoring for the Cardinals when he scrambled for his first career touchdown early in the fourth quarter.

Jordan Palmer, the younger brother of last year's Heisman Trophy winner Carson Palmer, had a six-yard touchdown pass to Jacob Gonzales with 22 seconds left in the game.

UTEP	7	0	0	7	14
LOUISVILLE	14	14	7	7	42

SCORING SUMMARY

1st UTEP — Higgins 16-yd run (Schneider kick)	UTEP 7-0
1st LOU — Tinch 19-yd pass from LeFors (Smith kick)	T 7-7
1st LOU — Ghent 5-yd pass from LeFors (Smith kick)	LOU 14-7
2nd LOU — Shelton 1-yd run (Smith kick)	LOU 21-7
2nd LOU — Quarterman 1-yd run (Smith kick)	LOU 28-7
3rd LOU — Gates 1-yd run (Smith kick)	LOU 35-7
4th LOU — Rascati 31-yd run (Smith kick)	LOU 42-7
4th UTEP — Gonzales 6-yd pass from Palmer (Schneider kick)	LOU 42-14

TEAM STATISTICS

	UL	UTEP
First Downs	23	19
Rushes-Att-Yds	42-191	43-189
Passing Yards	246	111
TOTAL OFFENSE	437	300
Passes cmp-Att-Int	28-18-0	27-10-2
Punts	3-36.3	2-38.5
Fumbles-Lost	1-1	1-1
Penalties	7-65	6-44
Sacks By	0-0	3-10
3rd Down Conv.	10-15	7-15
4th Down Conv.	1-2	1-4
Time of Possession	29:27	30:33

RUSHERS

UL — Lionel Gates 9-56-1, Broderick Clark 1-39-0, Justin Rascati 1-31-1, Eric Shelton 15-29-1, Michael Bush 7-15-0, Stefan LeFors 2-12-0, T.J. Patterson 2-6-0, Kolby Smith 3-4-0, Kurt Quarterman 1-1-1
 UTEP — Howard Jackson 12-118-0, Johnnie Lee Higgins 3-21-1, Jordan Palmer 11-15-0, Rovann Cleveland 1-13-0


PASSERS

UL — Stefan LeFors 12-19-0-164, 2 TD; Michael Bush 2-5-0-31; Justin Rascati 4-4-0-51
 UTEP — Orlando Cruz 4-15-2-49; Jordan Palmer 6-12-0-62, 1 TD

RECEIVERS

UL — J.T. Tinch 5-62-1, J.R. Russell 3-38-0, Ronnie Ghent 3-12-1, Tiger Jones 2-21-0, Michael Bush 1-56-0, Brent Johnson 1-21-0, Robert Haskins 1-18-0, Broderick Clark 1-9-0, Lionel Gates 1-9-0
 UTEP — Jonas Crafts 3-42-0, Chris Francies 3-28-0, Matt Austin 1-14-0, Howard Jackson 1-12-0, Johnnie Lee Higgins 1-9-0, Jacob Gonzales 1-6-1

Attendance: 40,205



Josh Minkins picked off a pass as the Cardinals held UTEP to 110 yards passing.

GAME SUMMARIES

Louisville 21, Temple 12

September 27, 2003 • PJCS • Louisville, Ky.

LOUISVILLE, Ky.— Stefan LeFors threw two early touchdown passes before suffering a concussion and Louisville improved to 4-0 for the first time since 1993 with a 21-12 win over Temple.

LeFors, who ranks seventh in the nation in pass efficiency, went 5-for-7 for 100 yards. He took a hard hit from Temple safety Sadeke Konte on Louisville's second possession. LeFors threw a 7-yard touchdown pass to tight end Richard Owens four plays later, but his day was over.

Redshirt freshman Justin Rascati replaced LeFors, going 8-of-16 for 97 yards with two interceptions. Temple starting quarterback Mike McGann went 24-of-45 for 304 yards with a touchdown pass for the Owls, who are 0-4 for the third time since 1998.

The Cardinals needed only 55 seconds to take a 7-0 lead, scoring on their first possession for the third time in four games.

On second down from the Louisville 45, LeFors found J.R. Russell on a crossing route and the junior receiver weaved through Temple's defense to the end zone.

On Louisville's next drive, LeFors took the Konte hit on a 6-yard scramble. When he came off the field after his second TD pass, he removed his helmet, wrapped his neck in a towel and talked to team doctor Raymond Shea.

Rascati, who saw his first action against UTEP last week, threw an interception on his second throw, but guided the Cardinals to another touchdown just before halftime. Tight end Ronnie Ghent made a juggling catch in the front corner of the end zone with six seconds left for a 21-0 Louisville lead.

The Cardinals held the Owls to minus-12 rushing yards in the first half.

Temple penetrated Louisville territory three times in the third quarter, but punted after their first drive and botched a fake field goal on the second.

Backup quarterback Walter Washington threw a 26-yard touchdown pass to Phil Goodman on the last play of the third quarter. Louisville's Josh Minkins blocked Jared Davis' extra-point kick attempt, the 13th kick the Cardinals have deflected in the past two seasons.

McGann returned in the fourth quarter and threw a 33-yard touchdown pass to Zamir Cobb with 7:37 left. Backup kicker Roger Price missed the extra-point kick.

The Owls drove to the Louisville 21 late in the fourth quarter, but Elvis Dumervil stripped the ball from McGann and recovered the fumble with 1:25 left.

TEMPLE	0	0	6	6	12
LOUISVILLE	14	7	0	0	21

SCORING SUMMARY

1st LOU — Russell 55-yd pass from LeFors (Smith kick)	LOU 7-0
1st LOU — Owens 7-yd pass from LeFors (Smith kick)	LOU 14-0
2nd LOU — Ghent 23-yd pass from Rascati (Smith kick)	LOU 21-0
3rd TU — Goodman 26-yd from Washington (kick failed)	LOU 21-6
3rd TU — Cobb 33-yd pass from McGann (kick failed)	LOU 21-12

TEAM STATISTICS

	UL	TU
First Downs	21	27
Rushes-Att-Yds	43-187	30-53
Passing Yards	362	197
TOTAL OFFENSE	384	415
Passes cmp-Att-Int	24-13-2	54-27-0
Punts	6-40.3	6-37.8
Fumbles-Lost	1-1	2-2
Penalties	15-109	9-85
Sacks By	6-38	2-11
3rd Down Conv.	4-13	5-16
4th Down Conv.	0-0	2-3
Time of Possession	28:55	31:05

RUSHERS

UL — Lionel Gates 12-60-0, Eric Shelton 16-51-0, Michael Bush 6-42-0, Justin Rascati 7-26-0, Stefan LeFors 1-6-0, Broderick Clark 1-2-0
 TU — Umar Ferguson 14-59-0, Wallace Washington 4-25-0, Mike Holley 1-(-1)-0, Mike McGann 10-(-28)-0


PASSERS

UL — Stefan LeFors 5-7-0-100, 2 TD; Michael Bush 0-1-0-0; Justin Rascati 8-16-2-97
 TU — Mike McGann 24-45-0-304, 1TD; Wallace Washington 3-9-0-58, 1 TD

RECEIVERS

UL — J.R. Russell 5-99-1, Broderick Clark 3-52-0, Richard Owens 2-12-1, Ronnie Ghent 1-23-1, Joshua Tinch 1-7-0, Lionel Gates 1-4-0
 TU — Ikey Chuku 7-103-0, Zamir Cobb 6-98-1, Terrence Stubbs 6-78-0, Phil Goodman 6-69-1, Umar Ferguson 2-14-0

Attendance: 38,489



Freshman punter Brent Moody placed three punts inside the 20-yard line.

Louisville Offensive Depth Chart vs. South Florida

WT	78	Travis Leffew	6-4, 289, So.	Started all four games at weak tackle...Has a string of 17 straight starts... Started 12 games at tackle and at guard in 2002... Named to the C-USA All-Freshman Team.
	71	P.J. Tavarozky	6-3, 290, r-Fr.	Serves on the PAT & FG team..Redshirted in 2002... Played in the Indiana HS All-Star game.
WG	59	Jason Spitz	6-4, 300, So.	Started all four games at guard... Has developed into one of the team's top lineman... Made six starts in 2002.. Selected second team All-State.
	60	Chad Pinkston	6-0, 306, Sr.	Two-year letterwinner... Transferred from Butler in 2000.
C	68	Dan Koons	6-4, 286, Sr.	Has a string of 24 consecutive starts at center... Voted to the Rimington Watch List... Ranked as the 15th center by the <i>Sporting News</i> ... Selected as one of the five team captains.
	70	Will Rabatin	6-2, 296, Jr.	Moved to center in 2003... Saw action versus UTEP... Started five games at guard in 2002.
SG	66	Jerry Spencer	6-2, 302, Sr.	Has started 17 straight games... Saw action as a starter in 13 games at tackle in 2002.
	76	Kurt Quarterman	6-5, 350, So.	Has played at fullback in short-yardage situations... Scored a TD versus UTEP.
ST	79	Renardo Foster	6-6, 310, r-Fr.	Moved to OT after playing on the DL in 2002... Has started all four games at strong tackle.
	69	Jason Hilliard	6-6, 340, Sr.	Started two games in 2002.
TE	86	Ronnie Ghent	6-3, 255, Sr.	2003: 6 rec. for 56 yds, 2 TD... Caught 23-yd TD vs. Temple... Caught a season-high three passes vs. UTEP... Career: 92 rec. for 984 yds., 13 TD...Three-time All-C-USA performer.
	89	Richard Owens	6-5, 275, Sr.	2003: 4 rec. for 27 yds., 1 TD... Scored TD on a 7-yard pass vs. Temple... Career: 28 rec. for 277 yds., 5 TD... Caught career-high 20 passes for 182 yards in 2002.
WR	3	J.R. Russell	6-3, 191, Jr.	2003: 17 rec. for 315 yds, 2 TD... Team leader in receptions and yards... Caught a career-best six passes for 133 yards and TD vs. Syracuse... Grabbed five passes for 99 yards and a TD vs. Temple... Career: 55 rec. for 753 yds., 6 TD.
	20	Robert Haskins	5-6, 175, So.	2003: 1 rec. for 18 yds... Caught an 18-yard pass vs. UTEP... Has returned four punts for 15 yards.
WR	3	Joshua Tinch	6-2, 215, Jr.	2003: 10 rec. for 132 yds, 2 TD... Grabbed a season-high five passes for 62 yards and a TD versus UTEP...Career: 92 rec. for 984 yds., 13 TD...Three-time All-C-USA performer.
	2	Tiger Jones	5-11, 174, Jr.	2003: 2 rec. for 21 yds.... Caught two passes for 21 yards vs. UTEP... Career: 12 rec. for 112 yds., 2 TD... Had five receptions in 2001 and 2002.
WR	4	Broderick Clark	6-0, 191, So.	2003: 14 rec. for 203 yds, 0 TD... Set career-high for catches (6) and yards (94) vs. Kentucky...Career: 27 rec. for 313 yds., 0 TD... First team All-C-USA in 2002.
	88	Victor Glenn	6-0, 170, Sr.	2003: 0 rec. for 0 yds.... Had 11 receptions for 131 yards in 2002... Career: 13 rec. for 162 yds.
QB	17	Stefan LeFors	6-0, 200, Jr.	2003: 47-74-2-710, 8 TD... Threw for career-best 266 yards and and 3 TD vs. Syracuse... Tossed 3 TD vs. UTEP... Career: 55-90-2-822-9 (61.1)... Rushed for a career-best 34 yards vs. Syracuse.
	7	Justin Rascati	6-2, 215, r-Fr.	2003: 12-20-2-148, 1 TD.... Went 8-for-16 for 97 yards and TD vs. Temple... Threw first career TD pass vs. Temple... Completed 4-of-4 fr 51 yards against UTEP... Rushed for 31 yard TD.
RB	32	Eric Shelton	6-3, 245, So.	2003 & Career: 80-366-4.6, 3 TD... Leading rusher... Ran for career-best 151 yards and 2 TD vs. UK... Rushed for 135 yards against Syracuse... Transfer from Florida State.
	23	Lionel Gates	6-0, 220, Sr.	2003: 38-200-5.3, 2 TD... Second-leading rusher... Ran for 75 yards and TD vs. UK... Rushed for 56 yards and TD vs. UTEP and 60 yards vs. Temple... Career: 140-496-3.5, 4 TD
FB	41	D.J. Kamer	5-9, 230, Sr.	2003 1-1-1.0... Caught 2 passes for 3 yards and 2 TD... Recorded TD receptions vs. UK and Syracuse... Former walk-on...Rushed five times for 13 yards in 2002.
	45	Adam McCauley	6-3, 240, Jr.	Has yet to see action in 2003... Moved to FB after playing TE last season... three-sport star (football, basketball and baseball) at Waggener HS.

Louisville Defensive Depth Chart vs. South Florida

DE	92	Montavious Stanley	6-2, 299, So.	Started four games at DE... Recorded a career-best five tackles and a pair of sacks vs. Temple...Leads team with five TFL and two fumble recoveries.
	58	Elvis Dumervill	6-0, 250, So.	Has appeared in all four games... Recorded a sack vs. Temple.
DT	93	Tyrone Saterfield	6-2, 305, Jr.	Started all four games at DT... Lost 25 pounds in summer... Top among defensive linemen in tackles with 15... Notched a career-best six stops at UK.
	91	Amobi Okoye	6-2, 300, Fr.	Youngest player in college football at age 16... Has appeared in all four games.
DT	90	Scott Lopez	6-4, 280, Sr.	Has started nine straight games... Credited with nine tackles in 2003... Recorded 23 tackles in 2002.
	48	Bobby Leffew	6-5, 281, Jr.	Credited with 10 tackles in 2003... Notched a season-best four tackles vs. UTEP... Missed most of 2002 with an injury.
DE	56	Marcus Jones	6-2, 235, Jr.	Team leader in sacks with four... Recorded two against UK and Temple...Credited with 13 tackles.
	50	Chad Rimpsey	6-2, 232, So.	Appeared in four games... Caused a fumble vs. Temple... saw action in four games in 2002.
SLB	97	Brandon Johnson	6-5, 210, So.	Credited with 14 tackles and two TFL... Notched five stops and a TFL vs. Temple... Recorded a career-best seven tackles vs. UAB last season... Had 34 tackles and blocked three kicks in 2002.
	52	Jonathan Jackerson	6-1, 230, Jr.	Valuable special teams performer... Credited with nine tackles in 2003.
MLB	54	Robert McCune	6-1, 240, Jr.	Captain... Leads team in tackles with 48... Credited with 17 vs. Temple... Named C-USA Defensive Player of the Week on 9/29... Career-best 18 stops in 2002 vs. Houston.
	49	James Greene	6-2, 220, Sr.	Valuable special teams performer... Has four tackles this season.
WLB	40	Rod Day	6-1, 220, Sr.	Captain... Third on the team in tackles with 23... Recorded first INT vs. UTEP... Named second team All-C-USA in 2002... Career-best 14 stops against CSU in 2002.
	47	Deriontae Taylor	5-10, 230, Fr.	Valuable special teams performer... Credited with five tackles... One of seven true-freshmen.
LC	27	Gavin Smart	5-9, 185, r-Fr.	Started three games... Missed the Temple game with shoulder injury... Recorded an INT and returned it 41 yards vs. UK... Notched career-best six stops against UK... Credited with 14 tackles.
	OR 25	Antoine Harris	5-10, 185, Jr.	Started against Temple... Credited with three tackles... First two-way performer since 1996... Also plays WR... Has eight tackles.
SS	30	Brent Johnson	5-11, 205, So.	Started all four games... Ranks second on the team with 27 tackles... Has two PBU... Credited with a career-best nine tackles at UK.
	34	Ray Childs	6-0, 210, Jr.	Plays on special teams and certain nickel and dime situations.
FS	1	Kerry Rhodes	6-3, 210, Jr.	Started all four games... Ranks second on the team with 27 tackles... Has two PBU... Credited with a career-best nine tackles at UK.
	43	Abe Brown	6-3, 210, r-Fr.	One of seven true freshmen to see action... Credited with one tackle.
FS	5	Josh Minkins	5-10, 185, Sr.	Started all four games... Captain... Fifth on team with 18 tackles... Picked off passes at UK and vs. UTEP... Has four career INT and 12 PBU... Credited with career-high 13 tackles against FSU in 2002.
	21	William Gay	6-0, 170, Fr.	One of seven true freshmen to see action... Credited with four tackles and a sack vs. UTEP.

University of Louisville
Louisville Overall Team Statistics (as of Oct 02, 2003)
All games

TEAM STATISTICS	LOU	OPP
SCORING.....	133	70
Points Per Game.....	33.2	17.5
FIRST DOWNS.....	84	89
Rushing.....	40	33
Passing.....	38	51
Penalty.....	6	5
RUSHING YARDAGE.....	803	567
Yards gained rushing.....	864	698
Yards lost rushing.....	61	131
Rushing Attempts.....	168	150
Average Per Rush.....	4.8	3.8
Average Per Game.....	200.8	141.8
TDs Rushing.....	7	4
PASSING YARDAGE.....	889	938
Att-Comp-Int.....	100-61-4	143-74-4
Average Per Pass.....	8.9	6.6
Average Per Catch.....	14.6	12.7
Average Per Game.....	222.2	234.5
TDs Passing.....	9	5
TOTAL OFFENSE.....	1692	1505
Total Plays.....	268	293
Average Per Play.....	6.3	5.1
Average Per Game.....	423.0	376.2
KICK RETURNS: #-YARDS.....	12-268	16-420
PUNT RETURNS: #-YARDS.....	7-67	7-36
INT RETURNS: #-YARDS.....	4-89	4-29
KICK RETURN AVERAGE.....	22.3	26.2
PUNT RETURN AVERAGE.....	9.6	5.1
INT RETURN AVERAGE.....	22.2	7.2
FUMBLES-LOST.....	2-2	7-5
PENALTIES-YARDS.....	31-230	21-169
Average Per Game.....	57.5	42.2
PUNTS-YARDS.....	15-601	14-515
Average Per Punt.....	40.1	36.8
Net punt average.....	37.7	32.0
TIME OF POSSESSION/GAME.....	29:54	30:06
3RD-DOWN CONVERSIONS.....	27/55	27/59
3rd-Down Pct.....	49%	46%
4TH-DOWN CONVERSIONS.....	4/5	3/10
4th-Down Pct.....	80%	30%
SACKS BY-YARDS.....	12-60	3-16
MISC YARDS.....	0	0
TOUCHDOWNS SCORED.....	17	9
FIELD GOALS-ATTEMPTS.....	4-4	3-4
PAT-ATTEMPTS.....	17-17	7-9
ATTENDANCE.....	78694	109017
Games/Avg Per Game.....	2/39347	2/54508

SCORE BY QUARTERS	1st	2nd	3rd	4th	Total
Louisville.....	52	38	19	24	133
Opponents.....	17	10	30	13	70

University of Louisville
Louisville Overall Individual Statistics (as of Oct 02, 2003)
All games

RUSHING	GP	Att	Gain	Loss	Net	Avg	TD	Long	Avg/G
SHELTON, Eric	4	80	388	22	366	4.6	3	22	91.5
GATES, Lionel	4	38	206	6	200	5.3	2	36	50.0
LeFORS, Stefan	4	12	71	0	71	5.9	0	16	17.8
RASCATI, Justin	2	8	59	2	57	7.1	1	31	28.5
BUSH, Michael	4	17	77	23	54	3.2	0	16	13.5
CLARK, B.	4	3	50	0	50	16.7	0	39	12.5
PATTERSON, T.J.	4	2	6	0	6	3.0	0	5	1.5
SMITH, Kolby	3	3	5	1	4	1.3	0	4	1.3
QUARTERMAN, K.	2	1	1	0	1	1.0	1	1	0.5
KAMER, D.J.	3	1	1	0	1	1.0	0	1	0.3
TEAM	4	3	0	7	-7	-2.3	0	0	-1.8
Total.....	4	168	864	61	803	4.8	7	39	200.8
Opponents.....	4	150	698	131	567	3.8	4	47	141.8

PASSING	GP	Effic	Att-Cmp-Int	Pct	Yds	TD	Lng	Avg/G
LeFORS, Stefan	4	174.38	74-47-2	63.5	710	8	56	177.5
RASCATI, Justin	2	118.66	20-12-2	60.0	148	1	23	74.0
BUSH, Michael	4	76.73	6-2-0	33.3	31	0	21	7.8
Total.....	4	157.38	100-61-4	61.0	889	9	56	222.2
Opponents.....	4	112.79	143-74-4	51.7	938	5	42	234.5

RECEIVING	GP	No.	Yds	Avg	TD	Long	Avg/G
RUSSELL, J.R.	4	17	315	18.5	2	55	78.8
CLARK, B.	4	14	203	14.5	0	31	50.8
TINCH, Joshua	4	10	132	13.2	1	25	33.0
GHEHT, Ronnie	4	6	56	9.3	2	23	14.0
OWENS, Richard	4	4	27	6.8	1	10	6.8
BUSH, Michael	4	2	80	40.0	1	56	20.0
JONES, Tiger	4	2	21	10.5	0	11	5.2
GATES, Lionel	4	2	13	6.5	0	9	3.2
KAMER, D.J.	3	2	3	1.5	2	2	1.0
JOHNSON, Brent	4	1	21	21.0	0	21	5.2
HASKINS, Robert	3	1	18	18.0	0	18	6.0
Total.....	4	61	889	14.6	9	56	222.2
Opponents.....	4	74	938	12.7	5	42	234.5

PUNT RETURNS	No.	Yds	Avg	TD	Long
HASKINS, Robert	4	15	3.8	0	12
GLENN, Victor	2	6	3.0	0	6
RUSSELL, J.R.	1	46	46.0	0	0
JACKERSON, Jon	0	0	0.0	1	0
Total.....	7	67	9.6	1	12
Opponents.....	7	36	5.1	0	18

INTERCEPTIONS	No.	Yds	Avg	TD	Long
MINKINS, Josh	2	22	11.0	0	16
DAY, Rod	1	26	26.0	0	26
SMART, Gavin	1	41	41.0	0	41
Total.....	4	89	22.2	0	41
Opponents.....	4	29	7.2	0	12

KICK RETURNS	No.	Yds	Avg	TD	Long
CLARK, B.	10	247	24.7	0	50
RILEY, Jimmy	2	21	10.5	0	11
Total.....	12	268	22.3	0	50
Opponents.....	16	420	26.2	0	47

FUMBLE RETURNS	No.	Yds	Avg	TD	Long
Total.....	0	0	0.0	0	0
Opponents.....	0	0	0.0	0	0

University of Louisville
Louisville Overall Individual Statistics (as of Oct 02, 2003)
All games

SCORING	TD	FGs	----- PATs -----					DXP	Saf	Points
			Kick	Rush	Rcv	Pass				
SMITH, Nate	0	4-4	17-17	0-0	0	0-0	0	0	29	
SHELTON, Eric	3	0-0	0-0	0-0	0	0-0	0	0	18	
GHEWE, Ronnie	2	0-0	0-0	0-0	0	0-0	0	0	12	
RUSSELL, J.R.	2	0-0	0-0	0-0	0	0-0	0	0	12	
GATES, Lionel	2	0-0	0-0	0-0	0	0-0	0	0	12	
KAMER, D.J.	2	0-0	0-0	0-0	0	0-0	0	0	12	
BUSH, Michael	1	0-0	0-0	0-0	0	0-0	0	0	6	
TINCH, Joshua	1	0-0	0-0	0-0	0	0-0	0	0	6	
RASCATI, Justin	1	0-0	0-0	0-0	0	0-0	0	0	6	
OWENS, Richard	1	0-0	0-0	0-0	0	0-0	0	0	6	
JACKERSON, Jon	1	0-0	0-0	0-0	0	0-0	0	0	6	
QUARTERMAN, K.	1	0-0	0-0	0-0	0	0-0	0	0	6	
TEAM	0	0-0	0-0	0-0	0	0-0	0	1	2	
Total.....	17	4-4	17-17	0-0	0	0-0	0	1	133	
Opponents.....	9	3-4	7-9	0-0	0	0-0	0	0	70	

TOTAL OFFENSE	G	Plays	Rush	Pass	Total	Avg/G
LeFORS, Stefan	4	86	71	710	781	195.2
SHELTON, Eric	4	80	366	0	366	91.5
RASCATI, Justin	2	28	57	148	205	102.5
GATES, Lionel	4	38	200	0	200	50.0
BUSH, Michael	4	23	54	31	85	21.2
CLARK, B.	4	3	50	0	50	12.5
PATTERSON, T.J.	4	2	6	0	6	1.5
SMITH, Kolby	3	3	4	0	4	1.3
KAMER, D.J.	3	1	1	0	1	0.3
QUARTERMAN, K.	2	1	1	0	1	0.5
TEAM	4	3	-7	0	-7	-1.8
Total.....	4	268	803	889	1692	423.0
Opponents.....	4	293	567	938	1505	376.2

FIELD GOALS	FGM-FGA	Pct	01-19	20-29	30-39	40-49	50-99	Lg	Blk
SMITH, Nate	4-4	100.0	1-1	1-1	1-1	1-1	0-0	48	0

FG SEQUENCE	Louisville	OPPONENTS
Kentucky	(25)	(44)
Syracuse	(48), (19), (37)	(42), (36)
UTEP	-	46
TEMPLE	-	-

PUNTING	No.	Yds	Avg	Long	TB	FC	I20	Blkd
MOODY, Brent	12	493	41.1	55	0	2	6	0
TYDLACKA, Wade	3	108	36.0	47	0	0	0	0
Total.....	15	601	40.1	55	0	2	6	0
Opponents.....	14	515	36.8	51	5	0	5	1

Numbers in (parentheses) indicate field goal was made.

University of Louisville
Louisville Overall Individual Statistics (as of Oct 02, 2003)
All games

ALL PURPOSE	G	Rush	Rec	PR	KOR	IR	Tot	Avg/G
CLARK, B.	4	50	203	0	247	0	500	125.0
SHELTON, Eric	4	366	0	0	0	0	366	91.5
RUSSELL, J.R.	4	0	315	46	0	0	361	90.2
GATES, Lionel	4	200	13	0	0	0	213	53.2
BUSH, Michael	4	54	80	0	0	0	134	33.5
TINCH, Joshua	4	0	132	0	0	0	132	33.0
LeFORS, Stefan	4	71	0	0	0	0	71	17.8
RASCATI, Justin	2	57	0	0	0	0	57	28.5
GHEHT, Ronnie	4	0	56	0	0	0	56	14.0
SMART, Gavin	3	0	0	0	0	41	41	13.7
HASKINS, Robert	3	0	18	15	0	0	33	11.0
OWENS, Richard	4	0	27	0	0	0	27	6.8
DAY, Rod	4	0	0	0	0	26	26	6.5
MINKINS, Josh	4	0	0	0	0	22	22	5.5
JONES, Tiger	4	0	21	0	0	0	21	5.2
JOHNSON, Brent	4	0	21	0	0	0	21	5.2
RILEY, Jimmy	2	0	0	0	21	0	21	10.5
PATTERSON, T.J.	4	6	0	0	0	0	6	1.5
GLENN, Victor	2	0	0	6	0	0	6	3.0
SMITH, Kolby	3	4	0	0	0	0	4	1.3
KAMER, D.J.	3	1	3	0	0	0	4	1.3
QUARTERMAN, K.	2	1	0	0	0	0	1	0.5
TEAM	4	-7	0	0	0	0	-7	-1.8
Total.....	4	803	889	67	268	89	2116	529.0
Opponents.....	4	567	938	36	420	29	1990	497.5

University of Louisville
Louisville Overall Defensive Statistics (as of Oct 02, 2003)
All games

DEFENSIVE LEADERS	GP	-----Tackles-----			TFL/Yds	-Sacks-	---Pass Def---			-Fumbles-	Blkd		
		Solo	Ast	Total			No-Yds	Int-Yds	BrUp		QBH	Rcv-Yds	FF
54 McCUNE, Robert	4	34	14	48	1-1	1-1	.	2	3
30 JOHNSON, Brent	4	17	10	27	1-1	.	.	1
40 DAY, Rod	4	13	10	23	2-1	.	1-26	.	2
1 RHODES, Kerry	4	18	3	21	.	.	.	1
5 MINKINS, Josh	4	13	5	18	3-7	.	2-22	3	.	.	.	1	.
93 SATERFIELD, T.	4	11	4	15	4-3	.	.	.	4
97 JOHNSON, Brand.	4	7	7	14	2-3	2-3	.	2	1
27 SMART, Gavin	3	7	7	14	.	.	1-41	1
92 STANLEY, M.	4	6	8	14	5-18	3-12	.	.	1	2-0	.	.	.
56 JONES, Marcus	4	11	2	13	4-26	4-26	.	.	2	1-0	.	.	.
58 DUMERVIL, Elvis	4	7	3	10	3-5	1-1	.	.	1	1-0	.	.	.
48 LEFFEW, Bobby	4	7	3	10	3-5	.	.	2	1
52 JACKERSON, Jon	4	7	2	9
90 LOPEZ, Scott	4	4	5	9	1-9	1-9	.	.	2	.	1	.	.
31 HASKINS, J.T.	4	8	1	9	.	.	.	1
25 HARRIS, Antoine	4	5	3	8	.	.	.	1
35 SHARP, Brandon	2	6	1	7	.	.	.	2
50 RIMPSEY, Chad	4	2	5	7	1-1	1-1	.	.	.	1-0	1	.	.
10 DUNBAR, D.	4	4	1	5
21 GAY, William	2	3	2	5	2-7	1-6	.	3
47 TAYLOR, D.	3	3	2	5
49 GREENE, James	4	3	1	4	1-1
14 SMITH, Nate	4	2	.	2
91 OKOYE, Amobi	4	.	2	2	1-2	1-2	1	.	.
89 OWENS, Richard	4	2	.	2
78 LEFFEW, Travis	4	1	.	1
33 SMITH, Kolby	3	1	.	1
17 LeFORS, Stefan	4	1	.	1
43 BROWN, Abe	4	1	.	1
67 HARLEY, Brinson	1	.	1	1
TM TEAM	4	1
57 DENSON, Antwan	1	1
3 RUSSELL, J.R.	4	1	.
Total.....	4	204	102	306	34-90	12-60	4-89	20	17	5-0	3	2	1
Opponents.....	4	177	88	265	23-47	3-16	4-29	5	.	2-0	1	.	.