

2002 COUGAR FOOTBALL

HOUSTON COUGARS VS. SOUTH FLORIDA BULLS

Game 110 -- November 23, 2002 -- 2 p.m. (CST)

Houston, Texas -- John O'Quinn Field at Robertson Stadium (32,000)

2002 Houston (4-6, 2-5)

SCHEDULE & RESULTS

8/31	@Rice	W, 24-10
9/7	TULANE*	L, 34-13
9/14	UL LAFAYETTE	W, 36-17
9/21	#3 @Texas	L, 41-11
10/5	@TCU*	L, 34-17
10/12	@UAB*	L, 51-34
10/19	ARMY*	W, 56-42
11/2	@Memphis*	W, 26-21
11/9	EAST CAROLINA*	L, 54-48 (3OT)
11/16	@Cincinnati*	L, 47-14
11/23	SOUTH FLORIDA	2 p.m.
11/30	LOUISVILLE*	2 p.m.

*C-USA game. Times listed are Central.

2002 South Florida (8-2)


SCHEDULE & RESULTS

8/29	FLORIDA ATLANTIC	W, 51-10
9/7	NORTHERN ILLINOIS	W, 37-6
9/14	@Arkansas	L, 42-3
9/21	@Oklahoma	L, 31-14
10/5	@North Texas	W, 24-17
10/12	SOUTHERN MISS	W, 16-13
10/19	@East Carolina	W, 46-30
11/2	CHARLESTON SOUTHERN	W, 56-6
11/9	MEMPHIS	W, 31-28
11/16	BOWLING GREEN	W, 29-7
11/23	@Houston	3 p.m.

Times listed are Eastern

UH Opponents This Week

Southern Miss @Tulane; UL Lafayette @UL Monroe; TCU @East Carolina; UAB @Louisville; Army @Memphis; Cincinnati @Hawai'i; Texas is OFF; Rice's SEASON OVER



FAST FACTS ON THE GAME



Houston Cougars	South Florida Bulls
4-6 Overall; 2-5 C-USA	8-2 Overall as a I-A Independent
312-287-15 All-Time (57th year)	43-22 All-Time (6th year)
Head Coach Dana Dimel	Head Coach Jim Leavitt
Kansas State 1986	Missouri 1978
3rd year at UH, 7-25/6th year Overall 30-37	6th year at South Florida and Overall, 43-22

The Coaches -- As he embarks upon his third season at the helm of the Cougar football, head coach Dana Dimel knows the pieces are in place to continue the rebuilding of the storied Houston program. After back-to-back upper echelon recruiting classes -ranked No. 1 in Conference USA both years - Dimel believes this is the season the Cougars return to their winning ways. Dimel arrived in Houston after three years as the head football coach at Wyoming, where he posted a 23-12 mark and was one of only 10 Division I-A head coaches to have won at least seven games in those three years. Dimel spent almost 10 seasons at his alma mater, Kansas State, as he had a hand in developing the Wildcats program into one of the more dominant teams of the past decade. USF head coach Jim Leavitt has developed the South Florida program from scratch and has the Bulls poised to be a big-time player when they join Conference USA next season. Leavitt and Dimel are old friends, as both served on the staff of Bill Snyder at Kansas State. Leavitt also has coached at Iowa, Morningside (Iowa) College, Dubuque and Missouri.

FAST FACTS ON THE SERIES

Series Record Overall	Houston trails, 0-1
UH Series Record in Houston	First Meeting
UH Series Record in Tampa	Houston trails, 0-1
First Meeting	November 3, 2001; USF 45, UH 6 at Tampa
Last Meeting	November 3, 2001; USF 45, UH 6 at Tampa
Last Meeting in Houston	First Meeting

Series Notes -- The Cougars and Bulls met for the first time on the gridiron last season at Raymond James Stadium, and the upstart South Florida team manhandled Houston, 45-6. The Cougars get a shot at revenge and an opportunity for redemption when the Bulls invade Robertson Stadium this Saturday. UH and USF become full-time Conference USA foes, when the Bulls join the league full-time in 2003. The Cougars still have an outside shot at a .500 record, while South Florida is looking to finish the year on a seven-game winning streak.

RADIO & TELEVISION INFORMATION

Cougars on the Radio

This week's game versus South Florida will be broadcast on KBME AM 790, beginning with the pregame show 15 minutes prior to kickoff. The "Voice of the Cougars", Craig Ackerman, handles play-by-play duties, while former All-Southwest Conference center, Chuck Brown, will provide the color analysis. Tony Fitzpatrick serves as the roving sideline reporter. All Cougar football games can be heard on the internet by logging onto the UH web site at www.UHCougars.com.

Houston-South Florida Television

The game will broadcast back to the Tampa Bay area by Fox Sports Net Florida with Al Keck handling the play-by-play and Doug Graber providing the color analysis.

Dana Dimel on the Radio

Coach Dimel will be live every Wednesday morning on KILT beginning at 8:40 a.m. with the 610 Morning Crew. Dimel will make guest appearances on "KTRH SportsBeat" from 7:30-8 p.m. on Thursday nights during the season.

MEDIA INFORMATION

Sports Information Staff

Associate A.D./Football SID: Chris Burkhalter
 Work Number: 713-743-9409
 Home Number: 281-403-7674
 Email address: cburkha@mail.uh.edu

Assistant SID: Rick Poulter
 Work Number: 713-743-9407
 Home Number: 281-489-7364
 Email address: rpoulter@uh.edu

Assistant SID/#2 Football Contact: Jeff Conrad
 Work Number: 713-743-9410
 Home Number: 936-448-4693
 Email address: jacconrad@mail.uh.edu

Assistant SID/Publications: Amy Abramczyk
 Work Number: 713-743-9391
 Home Number: 832-434-2336
 Email address: aabramcz@mail.uh.edu

SID Assistant: Laura Lesko
 Work Number: 713-743-9408
 Home Number: 713: 728-5059
 Email address: lalesko@mail.uh.edu

FAX Number: 713-743-9411

Robertson Stadium Press Box: 713-743-0550
 Cougar Hotline: 713-743-COOG (2664)
 Conference USA Number: 312-553-0483

Dana Dimel Weekly Press Luncheons

- Tuesday, August 27
- Tuesday, September 3
- Tuesday, September 10
- Tuesday, September 17
- Tuesday, October 1
- Tuesday, October 8
- Tuesday, October 15
- Tuesday, October 29
- Tuesday, November 5
- Tuesday, November 12
- Tuesday, November 19
- Tuesday, November 26

Lunch will be served at 11:30 a.m. with Coach Dime and two or three Cougar players to speak at noon.

Fax-on-Demand

Phone Number: 770-558-6000
 Web Address: www.mediateamlink.com

UH Football Document Codes

Complete Release	3130
Stats Only	3131
Notes Only	3132
Depth Chart	3134
Daily Practice Report	3135
Special Release	3136
Postgame Information	3137
Roster	3140

C-USA Football Document Codes

Complete Release	1130
Conference Stats	1131
Notes Only	1132
Standings	1133
Bowl Information	1138
C-USA Directory	1100

2

MORE ON THE GAME

Riding a six-game winning streak, the South Florida Bulls arrive in Houston this Saturday looking to finish off their final independent season in style, and in the process take out the Cougars to go 4-0 against Conference USA teams this season. Already on the 2002 docket are home wins versus Southern Miss (16-13) and Memphis (31-28) and a road victory at East Carolina (46-30).

The Bulls also have knocked off Northern Illinois, North Texas, as well as the Division I-AA tandem of Florida Atlantic and Charleston Southern. The only two South Florida losses were recorded at Arkansas and at Oklahoma in back-to-back weeks.

South Florida thrives behind the play of senior quarterback Marquel Blackwell. Last time out in the 29-7 win over Bowling Green State at Raymond James Stadium, Blackwell passed for 220 yards and a score while running nine times for an additional 56 yards. On the season Blackwell is generating 257.0 yards of total offense per game, having completed 56.4 percent of his passes (207 of 367) for 2,285 yards and 16 touchdowns while chipping in 285 yards and two scores on the ground. Remarkably, Blackwell has thrown only three interceptions all season.

Blackwell likes spreading the ball around, with at least nine different receivers with at least 10 catches. Senior wide receiver Hugh Smith is Blackwell's favorite target, if there is indeed just one, hauling in a team-best 58 receptions for 554 yards and four touchdowns. Junior Huey Whittaker is second on the team with his 24 catches for 348 yards, while another senior, Ryan Heard, has hauled in 22 of Blackwell's tosses for 237 yards and one score.

In the backfield it looks like sophomore Clenton Crossley has nailed down the number-one spot, wresting it away from junior Vince Brewer. Both Crossley and Brewer are extremely effective and equally dangerous runners, as the tandem has rushed for 400 and 362 yards, respectively.

As much as the Bull offense has been exciting this season, the strength of this year's version has been the defense. Fresh off a dominating performance against Bowling Green, one in which the USF defense held the potent Falcon attack to a mere 226 yards (92 rush, 134) of total offense, the Bulls have allowed less than 20 points per game and have held the opposition to just 297.7 yards of total offense per game.

Senior linebacker Kawika Mitchell leads the way for the Bulls, topping the team in tackles with 106, including 66 unassisted and 17 for losses. Another senior, defensive lineman Greg Walls, paces USF in tackles for losses, tying Mitchell for the team lead with 17. As for sacks, junior end Shurron Plerson has racked up eight despite being double and sometimes triple-teamed.

UH-SOUTH FLORIDA SERIES

Houston trails, 0-1

Year	USF	UH	Site	W/L	Att.
01	45	6	A	L	32,711

Overall Record	0-1
Home Record	
Robertson Stadium	0-0
Average Home Attendance	N/A
Road Record	
Tampa	0-1
Average Road Attendance	32,711

THE LAST MEETING

Game 8
 Raymond James Stadium
 Tampa, Fla.
 November 3, 2001

	1	2	3	4	Final
Houston	0	0	0	6	6
South Florida	14	17	7	7	45

USF - J.R. Reid 63 fumble return (Sanzigo Gramatica kick), 1Q-9:27
 USF - Clenton Crossley 1 run (Gramatica kick), 1Q-3:14
 USF - Crossley 3 run (Gramatica kick), 2Q-10:01
 USF - Gramatica 33 FG, 2Q-5:54
 USF - Vince Brewer 1 run (Gramatica kick), 2Q-1:14
 USF - Brewer 6 pass from Marquell Blackwell (Gramatica kick), 3Q-11:56
 UH - Jeffrey Reynolds 1 run (pass failed), 4Q-10:47
 USF - Quinton Callum 21 run (Gramatica kick), 4Q-9:24

TEAM STATISTICS

	Houston	South Florida
First Downs	20 (12-5-3)	19 (6-11-2)
Rushes - Yards	45-161	29-144
Comp-Att-Int	37-16-0	39-25-1
Passing Yards	151	301
Punts-Average	8-43.5	2-20.1
Fumbles-Lost	3-2	1-1
Third Dow.Conv.	4 of 17	5 of 13
Penalties-Yards	14-93	10-85
TOP	38:50	21:10

INDIVIDUAL STATISTICS

Rushing
 UH: Reynolds 21-73, B. Robinson 4-50, K. Hill 2-27, Botts 4-23, Penn 2-17, C. Robertson 4-7, Woodard 1-(5), Eddy 7-(31); USF: Blackwell 10-66, Callum 5-37, Brewer 5-19, Smith 1-18, Lipp 1-11, Crossley 6-9, Team 1-(1-16).

Passing
 UH: Eddy 14-34-0-139, Botts 2-3-0-124; USF: Blackwell 24-37-0-284, Barks 0-1-1-0, Fisher 1-1-0-17.

Receiving
 UH: Reynolds 4-21, Middleton 3-61, Iglesias 3-19, K. Brown 2-18, Al Lee 1-14, C. Robertson 1-7, Baldwin 1-6, Tyson 1-5; USF: Smith 6-37, Whittaker 5-56, Ickro 3-53, Crossley 3-27, Rubin 2-45, Blackwell 1-17, Allen 1-11, Cobb 1-9, Hearn 1-7, Brewer 1-6, Callum 1-3.

WWW.UHCOUGARS.COM

MORE ON THE GAME

STATS COMPARISON

Houston		South Florida
27.9	Points Per Game	30.7
191	First Downs	199
1,839	Rushing Yards	1,401
183.9	Avg./Game	140.1
2,051	Passing Yards	2,467
282-144-15	A-C-I	391-218-5
205.1	Avg./Game	246.7
3,890	Total Yards	3,868
389.0	Avg./Game	386.8
30-17	Fumbles/Lost	20-10
32	Total Turnovers	15
67/576	Penalties/Yds.	118/982
51/39.2	Punts/Avg.	67/39.9
31:00	TOP/Game	28:29
67-151	3rd Down Conversions	65-166
35.1	Points Allowed Per Game	19.0
1,414	Rushing Yards Allowed	896
141.4	Avg./Game	89.6
2,743	Passing Yards Allowed	2,081
329-182-9	A-C-I	351-185-15
274.3	Avg./Game	208.1
4,157	Total Yards Allowed	2,977
415.7	Avg./Game	297.7
21	Turnovers Forced	29

TWO-DEEP COMPARISON

Houston		South Florida		
Weight Averages				
208.8	Wide Receivers (Inc. TE)	194.0		
229.0	Backfield	207.5		
328.0	Offensive Line	293.0		
268.0	Total Offense	237.5		
255.3	Defensive Line	268.8		
232.5	Linebackers	240.0		
194.0	Secondary	187.5		
223.3	Total Defense	231.4		
218.5	Special Teams	192.5		
243.3	TOTAL TEAM	231.2		
Class Breakdown				
	Sr.	Jr.	So.	Fr.
Houston Offense (inc. K)	8	9	3	4
Houston Defense (inc. P)	7	6	6	5
Houston Totals	15	15	9	9
South Florida Offense (inc. K)	4	6	11	5
South Florida Defense (inc. P)	8	8	4	4
South Florida Totals	12	14	15	9

KEYS TO THIS WEEK'S GAME

- ** The secondary MUST find its early season form and slow down the multi-talented Marquel Blackwell and his fleet of talented wide receivers. A spy might be needed to keep Blackwell in the pocket.
- ** The corners and the safeties need to better communicate with one another and come up with big plays.
- ** The UH ground attack must return to its dominating form after being shut down by Cincinnati. Joffrey Reynolds is a workhorse back...keep giving him the ball as he gets stronger with each quarter.
- ** And when the rushing game is doing well, it opens holes in the passing game on play-action plays for quarterback Nick Eddy, who has done well this season throwing to a variety of receivers.
- ** The special teams should continue to get better and look for a big play. A long punt or kickoff return or a blocked punt/big hit usually fires the offense and defense up. Both return units have come within a block of busting one over the last month.
- ** The Cougars need more players to step up as leaders. The young, talented, albeit inexperienced underclassmen need some upperclassmen to point them in the right direction.
- ** The Cougar passing attack needs to find ways to get Brandon Middleton the ball. He always makes big plays.
- ** The Cougars still need to stem the tide of turnovers...32 turnovers have resulted in 118 points for the opponent.
- ** Home is where the heart is...UH must defend its home turf better.

2002 OPPONENT UPDATE

Date	Opponent	2002 UH Score	2002 Opp Record	Last Game	This Week
Aug. 31	at Rice	24-10	4-7	L, 33-28, vs. Hawai'i	SEASON OVER
Sept. 7	Tulane	13-34	6-5	L, 14-10, vs. Army	vs. Southern Miss
Sept. 14	UL Lafayette	36-17	3-8	L, 24-17, @Arkansas	@UL Monroe
Sept. 21	at Texas	11-41	9-2	L, 42-28, @Texas Tech	OPEN
Oct. 5	at TCU	17-34	8-1	OPEN	@East Carolina
Oct. 12	at UAB	34-51	5-5	W, 36-29, vs. East Carolina	@Louisville
Oct. 19	Army	56-42	1-9	W, 14-10, @Tulane	@Memphis
Nov. 2	at Memphis	26-21	2-8	OPEN	vs. Army
Nov. 9	East Carolina	48-54 (3OT)	3-6	L, 36-29, @UAB	vs. TCU
Nov. 16	at Cincinnati	14-47	5-5	W, 47-14, vs. Houston	@Hawai'i
Nov. 23	South Florida		8-2	W, 29-7, vs. Bowling Green	@Houston
Nov. 30	Louisville		6-4	W, 20-17 (2OT), @Southern Miss	vs. UAB

Totals 60-62 (.492)

MEDIA INFORMATION

C-USA Coaches Teleconference

Mondays beginning Aug. 26
concluding Nov. 25
Phone Number: 913-981-5508
Playback Number: 402-220-1009

Time	Player of the Week/Notes
1 p.m.	Steve Minter, Cincinnati
1:05 p.m.	Steve Logan, East Carolina
1:12 p.m.	John L. Smith, Louisville
1:19 p.m.	Watson Brown, UAB
1:26 p.m.	Dana Dimel, Houston
1:33 p.m.	Tommy West, Memphis
1:40 p.m.	Jeff Bower, Southern Miss
1:47 p.m.	Chris Scelfo, Tulane
1:54 p.m.	Todd Berry, Army
2:01 p.m.	Gary Patterson, TCU
2:08 p.m.	Beat Writers Notes Exchange
2:15 p.m.	

Opponent Radio

Coach Dimel will be available for the opponent's radio on Tuesdays only between 11-11:30 a.m.

Conference USA Football Satellite Feed

30 minutes of highlights and interviews from all nine C-USA schools

Every Wednesday afternoon at 4 p.m. EDT/3 p.m. CDT, beginning Aug. 28 thru Nov. 28

Satellite Information

KU Band
SBS 6
Transponder 6
Download Frequency: 11900 Vertical

2002 Opponent Football SIDs

Rice	Bill Cousins (713-348-4034)
Press Box	713-527-0250
Tulane	Donna Turner (504-865-5506)
UL Lafayette	Daryl Cetnar (337-482-6331)
Texas	John Bianco (512-471-6036)
Press Box	512-471-1641
TCU	Steve Fink (817-257-7969)
Press Box	817-257-7981/7982
UAB	Norm Reilly (205-934-0722)
Press Box	205-326-3814
Army	Bob Beretta (845-938-3303)
Memphis	Bob Winn (901-678-2337)
Press Box	901-272-0136/3730
East Carolina	Craig Wells (252-328-4522)
Cincinnati	Brian McCann (513-556-5191)
Press Box	513-556-1010
South Florida	John Gerdes (813-974-4086)
Louisville	Andy Knapick (502-852-6581)

Other Notes

** Practices are open to fans, while the media must check in with the UH Sports Information Office before attending.
** UH players are not to be contacted at home... interviews will be arranged by the UH Sports Information Office.
** During the season Coach Dimel is normally available for interviews M-F between 11:30 a.m.-1 p.m... Coach Dimel will also be available before practice ONLY... please contact the UH Sports Information Office to set up an interview.

THE UNIVERSITY OF HOUSTON COUGARS

ALPHABETICAL ROSTER

NO	NAME	POS	NO	NAME	POS	HT	WT	CL-EXP	HOMETOWN (HIGH SCHOOL/LAST SCHOOL)
			1	Joffrey Reynolds	RB	5-10	218	Sr.-R***	Tyler, Texas (Lee)
			1	Delenell Reidt	DB	5-10	180	Jr.-JC	Bearden, Ark. (Bearden/Coffeyville CC)
13	Farouk ADELEKAN	DL	2	Roland Cola	DB	5-10	180	Jr.-RS	Merrero, La. (John Ehret/Dodge City CC)
25	Harrison ARCENEUX	WR	2	Chad McCullar	WR	5-10	160	Fr.-HS	Houston, Texas (North Shore)
67	Jaron BARGANIER	OL	3	KeyKowa Bell	WR	5-10	185	Sr.-R**	Dallas, Texas (Kimball)
27	Jackie BATTLE	RB	3	Brian Hodges	DB	6-0	190	So.-TR	Coppell, Texas (Coppell/Univ. of Oklahoma)
12	Blade BASSLER	QB	4	Roshawn Pope	DB	5-10	180	Fr.-HS	Galveston, Texas (Ball)
7	Dustin BELL	K	5	Hanik Milligan	DB	6-3	215	Sr.-**	N. Ft. Lauderdale, Fla. (Coconut Creek/Iowa Central CC)
3	KeyKowa BELL	WR	6	Anthony Evans	RB	5-10	214	Fr.-RS	Pearland, Texas (Pearland)
94	Matthew BENTLEY	DL	7	Dustin Bell	K	6-2	215	So.-R*	Houston, Texas (Jersey Village)
14	Torrence BOTTS	QB	7	Shang Moore	QB	6-2	190	Fr.-HS	Houston, Texas (Worthing)
47	Ryan BOUWSMA	K	8	Brandon Middleton	WR	5-11	185	Jr.-R**	Houston, Texas (Elsik)
10	Ronnie BRAXTON	LB	8	Stanford Routt	DB	6-1	185	So.-*	Pflugerville, Texas (Connally)
45	Bryant BROWN	LB	9	Barrick Nealy	QB	6-5	212	Fr.-RS	Dallas, Texas (Adamson)
65	Jessie BRYANT	OL	10	Ronnie Braxton	LB	6-0	220	Sr.-**	Denison, Texas (Denison/Fort Scott CC)
80	Josh CARETHERS	WR	10	Matt Stanley	QB	6-4	205	So.-TR	San Angelo, Texas (Central/Angelo State)
60	Cameron CAMPBELL	DL	12	Blade Bassler	QB	6-4	225	Fr.-RS	Rockdale, Texas (Rockdale)
84	Jon CLARK	WR	13	Farouk Adelekan	DL	6-2	272	Jr.-JC	Calumet, Ill. (Eherton Factional/College of DuPage)
90	Joe CLAY	DL	13	Brian Robinson	WR	6-4	210	Sr.-R***	Daytona Beach, Fla. (Mainland)
2	Roland COLA	DB	14	Torrence Botts	QB	6-2	210	Sr.-*	Friendswood, Texas (Clear Brook)
82	Stephen CUCCI	TE	14	Justin Laird	K/P	6-2	175	Fr.-HS	Baytown, Texas (Lee)
85	Gerard DANIELS	WR	15	Chont Francis	WR	5-8	170	So.-R*	Houston, Texas (Westbury)
28	Chad DAVIS	DB	16	Nick Eddy	QB	6-4	250	Jr.-*	Courtland, Calif. (Delta/American River JC)
20	Jason DAVIS	DB	17	Greg Holte	DB	5-10	185	Sr.-R***	Bradenton, Fla. (Southeast)
60	Jeremy DAVIS	OL	17	Richard Meador	QB	6-0	185	So.-RS	Houston, Texas (Bellaire)
53	Justin DAVIS	LB	18	Will Gulley	DB	6-4	195	Fr.-HS	Newton, Texas (Newton)
70	David DOUGLAS	OL	19	Jeremy McCardell	WR	6-0	215	Sr.-R***	New Caney, Texas (New Caney)
16	Nick EDDY	QB	19	Tristen Robertson	DB	6-1	205	Fr.-RS	Dallas, Texas (Carter)
6	Anthony EVANS	RB	20	Jason Davis	DB	6-0	185	Fr.-RS	Houston, Texas (Sterling)
52	Brandon EVANS	OL	21	Levi Gaston	DB	6-1	195	Fr.-RS	Houston, Texas (North Shore)
44	Lance EVERSON	LB	22	Victor Malone	DB	5-11	175	Sr.-*	Brooksville, Miss. (Noxubee County/East Mississippi JC)
40	Tim FEATHERS	FB	23	Jesse Sowell	DB	6-0	200	Sr.-R*	Houston, Texas (Willowridge/Blinn JC)
35	Carl FRANCIS	FB	24	Cody Thibodeaux	RB	6-1	228	So.-HS	Winnie, Texas (East Chambers)
15	Chont FRANCIS	WR	24	Bobby Tillman	RB	5-11	210	So.-R*	Houston, Texas (Memorial)
25	Michael FRANCIS	RB	25	Harrison Arceneaux	WR	6-2	190	Jr.-SQ	Houston, Texas (Madison)
38	Thomas GAFFORD	LS	25	Michael Francis	RB	5-8	170	Fr.-HS	Sugar Land, Texas (Dulles)
66	Blake GARRISON	OL	26	Reggie Medlock	DB	6-0	195	Sr.-R**	Irving, Texas (Irving)
21	Levi GASTON	DB	27	Jackie Battle	RB	6-2	230	Fr.-HS	Humble, Texas (Humble)
41	Willie GASTON	DB	28	Chad Davis	DB	5-11	195	So.-R*	Lake Jackson, Texas (Brazoswood)
88	Leonard GIBSON	WR	29	Jermain Woodard	DB	6-0	205	So.-R*	Houston, Texas (Doble)
88	Kendrick GOSS	DL	30	Anthony Smith	RB	5-8	200	Fr.-HS	Missouri City, Texas (Hightower)
68	Tyrone GREEN	OL	31	Bart Zavaletta	DB	6-1	200	Fr.-RS	Brownsville, Texas (St. Joseph Academy)
55	Travis GRIFFITH	LB	32	Matt Schirmer	LB	6-0	235	So.-*	Holton, Kan. (Holton)
18	Will GULLEY	DB	33	Damien West	LB	6-2	245	So.-TR	Missouri City, Texas (Dulles/Texas A&M)
76	Rex HADNOT	OL	34	Chloke Lazarus	TE	6-3	235	Jr.-HS	Missouri City, Texas
75	Phil HAWKINS	OL	35	Carl Francis	FB	5-10	225	So.-SQ	Mesquite, Texas (Mesquite)
91	Bryan HILL	DL	36	John Teeters	FB	5-9	220	So.-TR	Houston, Texas (Stratford/Rhodes College)
17	Greg HOLTE	DB	37	Chris Robertson	RB	6-1	226	Sr.-*	Denison, Texas (Dentson/Texas)
3	Brian HODGES	DB	38	Thomas Gafford	LS	6-2	210	So.-*	Houston, Texas (Clear Brook)
69	James HONG	OL	39	Andrew Reese	DB	6-1	200	Fr.-RS	Austin, Texas (Johnston)
86	Mark HOPKINS	WR	39	J.J. Wyatt	P	5-11	190	So.-R*	Diboll, Texas (Diboll)
97	Ryan HUFFMAN	DL	40	Tim Feathers	FB	6-0	245	Sr.-**	Orange, Texas (West Orange-Stark)
58	Quantea JACKSON	DL	41	Willie Gaston	DB	5-10	170	Fr.-HS	Houston, Texas (North Shore)
51	Al JAMES	OL	42	Corbin Mozisek	LB	6-1	210	So.-R*	East Bernard, Texas (East Bernard)
55	Quinton JONES	OL	43	Jimmy McClary	P	6-6	222	Jr.-*	The Woodlands, Texas (The Woodlands/Hofstra)
98	L.C. KIRKPATRICK	DL	44	Lance Everson	LB	6-2	230	So.-HS	Richmond, Texas (Terry)

THE UNIVERSITY OF HOUSTON COUGARS

NO	NAME	POS	HT	WT	CL-EXP	HOMETOWN (HIGH SCHOOL/LAST SCHOOL)
47	Ryan Bouwsma	K	5-8	185	Fr.-HS	Brownsville, Texas (Hanna)
47	Ji Yun	LB	5-11	225	So.-SQ	Seoul, South Korea (American High School)
49	Dave Nelson	DB	5-10	175	So.-RS	Houston, Texas (Parkview Baptist)
49	Teddy Tanner	P	6-2	200	So.-JC	Dublin, Ga. (Dublin/Georgia Military JC)
50	Charles Smiles	LB	5-11	220	Fr.-RS	Sugarland, Texas (Clements)
51	Al James	OL	6-0	300	Jr.-R**	Tallahassee, Fla. (Lincoln)
52	Brandon Evans	OL	6-4	310	Jr.	Houston, Texas (Westfield/Wayne State [Mich.])
53	Justin Davis	LB	6-2	232	Jr.-*	Houston, Texas (Northshore)
54	Abraham Sameel	OL	6-4	300	So.-TR	Friendswood, Texas (Friendswood/Sam Houston State)
54	Gus Zavaletta	LB	5-11	225	Jr.-SQ	Brownsville, Texas (St. Joseph Academy)
55	Travis Griffith	LB	6-4	240	So.-RS	Huffman, Texas (Hargrave)
55	Quinton Jones	OL	6-0	295	Fr.-RS	(Houston County)
58	Quantaa Jackson	DL	6-2	255	Sr.-R*	Wharton, Texas (Wharton/Blinn JC)
60	Cameron Campbell	DL	6-4	245	So.-SQ	Houston, Texas (Cypress Springs)
60	Jeremy Davis	OL	6-4	280	Fr.-HS	Port Neches, Texas (Port Neches Groves)
61	Jonathan Oduwole	DL	6-7	232	Fr.-RS	Mt. Sterling, Ky. (Montgomery County)
62	Kade Lane	DL	6-2	255	Fr.-HS	Houston, Texas (Jersey Village)
63	Willie Thomas III	OL	6-4	323	So.-SQ	Waco, Texas (Robinson)
65	Jessie Bryant	DL	6-3	300	Fr.-RS	Houston, Texas (Klein Forest)
66	Blake Garrison	OL	6-4	240	Fr.-HS	Gainesville, Texas (Muenster)
67	Jaron Barganier	OL	6-0	300	Jr.-TR	Houston, Texas (Mayde Creek/Louisiana College)
68	Tyrone Green	OL	6-3	295	Sr.-R*	Verona, Miss. (Shannon/Itawamba CC)
69	James Hong	OL	6-5	295	Fr.-RS	Houston, Texas (Stratford)
70	David Douglas	OL	6-3	310	Fr.-RS	Houston, Texas (Klein Forest)
71	Roy Swan	OL	6-2	315	Fr.-RS	Texas City, Texas (Texas City)
72	John McGilvray	OL	6-5	282	Fr.-RS	Mexia, Texas (Mexia)
73	Chris Redding	OL	6-4	355	Sr.-1L	Houston, Texas (North Shore/Arizona)
74	Chris Wheeler	OL	6-2	300	Sr.-R**	Houston, Texas (Madison)
75	Phil Hawkins	OL	6-5	300	So.-JC	Chicago, Ill. (Morgan Park/Hutchinson JC)
76	Rex Hadnot	OL	6-2	310	Jr.-R**	Lufkin, Texas (Lufkin)
77	Rufus Williams	OL	6-5	300	Sr.-R**	Daytona Beach, Fla. (Mainland)
79	Gerard Richard	DL	6-3	300	Fr.-HS	Houston, Texas (Cy-Fair)
80	Josh Carethers	WR	6-1	200	Fr.-HS	Angleton, Texas (Angleton)
81	Vincent Marshall	WR	5-8	160	Fr.-HS	Ennis, Texas (Ennis)
81	Albert Martinez	DL	6-3	270	Fr.-HS	Falfurrias, Texas (Falfurrias)
82	Stephen Cucci	TE	6-4	264	Jr.-R**	Bradenton, Fla. (Southeast)
83	John Tyson	WR	6-0	173	So.-R*	Houston, Texas (Klein Forest)
84	Jon Clark	WR	6-5	220	Jr.-JC	Centerville, Utah (Viewmont/Ricks JC)
85	Gerard Daniels	WR	5-8	170	So.-R*	Houston, Texas (Bellair)
86	Mark Hopkins	WR	6-4	208	So.-R*	Houston, Texas (Northshore)
87	Jonathan Pritchett	TE	6-4	255	Jr.-R**	Friendswood, Texas (Clear Brook)
88	Leonard Gibson	WR	6-2	180	Fr.-HS	Corsicana, Texas (Corsicana)
88	Kendrick Goss	DL	6-4	270	So.-R*	Crosby, Texas (Crosby)
89	David Midyett	DL	6-2	250	Jr.**	Corpus Christi, Texas (Carroll)
89	Matt Mattox	TE	6-4	270	Jr.-JC	Holton, Kan. (Holton/Butler CC)
90	Joe Clay	DL	6-2	255	So.-R*	San Angelo, Texas (Lake View)
91	Bryan Hill	DL	6-1	300	Sr.-R*	Winter Haven, Fla. (Winter Haven/Dodge City CC)
92	Adrian Lee	DL	6-3	251	Sr.-R*	Longview, Texas (Longview/Kilgore JC)
94	Matthew Bentley	DL	6-2	270	Fr.-HS	Alvin, Texas (Alvin)
95	Sharod McGowan	DL	6-2	280	Fr.-RS	Waco, Texas (Waco)
97	Ryan Huffman	DL	6-6	275	Jr.-JC	Orlando, Fla. (Winter Park/Butler County CC)
98	L.C. Kirkpatrick	DL	6-2	270	Fr.-HS	Houston, Texas (Aldine)
99	Chris Omere	DL	6-3	215	Jr.-SQ	Houston, Texas (Hastings)

*-indicates letters earned

NO	NAME	POS
14	Justin LAIRD	K/P
62	Kade LANE	DL
34	Chloke LAZARUS	TE
92	Adrian LEE	DL
22	Victor MALONE	DB
81	Albert MARTINEZ	DL
81	Vincent MARSHALL	WR
89	Matt MATTOX	TE
19	Jeremy McCARDELL	WR
43	Jimmy McCLARY	P
2	Chad McCULLAR	WR
72	John McGILVRAY	OL
95	Sherod McGOWAN	DL
17	Richard MEADOR	QB
26	Reggie MEDLOCK	DB
8	Brandon MIDDLETON	WR
89	David MIDYETT	DL
5	Hanik MILLIGAN	DB
7	Shang MOORE	QB
42	Corbin MOZISEK	LB
9	Barrick NEALY	QB
49	Dave NELSON	DB
61	Jonathon ODUWOLE	DL
99	Chris OMERE	DL
4	Roshawn POPE	DB
87	Jonathan PRITCHETT	TE
73	Chris REDDING	OL
39	Andrew REESE	DB
1	Delenell REID	DB
1	Joffrey REYNOLDS	RB
79	Gerard RICHARD	DL
37	Chris ROBERTSON	RB
19	Tristen ROBERTSON	DB
13	Brian ROBINSON	WR
8	Stanford ROUTH	DB
54	Abraham SAMEEI	OL
32	Matt SCHIRMER	LB
50	Charles SMILES	LB
30	Anthony SMITH	RB
23	Jesse SOWELLS	DB
10	Matt STANLEY	QB
71	Roy SWAN	OL
49	Teddy TANNER	P
36	John TEETERS	FB
24	Cory THIBODEAUX	RB
63	Willie THOMAS III	OL
24	Bobby TILLMAN	RB
83	John TYSON	WR
33	Damien WEST	LB
74	Chris WHEELER	OL
77	Rufus WILLIAMS	OL
29	Jermain WOODARD	DB
39	J.J. WYATT	P
47	Ji YUN	LB
31	Bart ZAVALETTA	DB
54	Gus ZAVALETTA	LB

DEPTH CHARTS FOR GAME 11, NOVEMBER 23, 2002

HOUSTON COUGARS

OFFENSE

WR (X)	13	Brian Robinson	6-4	210
	86	Mark Hopkins	6-4	208
WR (W)	3	KeyKowa Bell	5-10	185
	19	Jeremy McCardell	6-0	215
WR (Z)	8	Brandon Middleton	5-11	185
	83	Johnny Tyson	6-0	173
LT	73	Chris Redding	6-4	375
	75	Phil Hawkins	6-5	300
LG	71	Roy Swan	6-2	335
	70	David Douglas	6-3	310
C	76	Rex Hadnot	6-2	310
	71	Roy Swan	6-2	335
RG	74	Chris Wheeler	6-2	315
	65	Jessie Bryant	6-3	290
RT	77	Rufus Williams	6-5	305
	72	John McGilvray	6-5	282
TE	89	Matt Mattox	6-4	270
	84	Jon Clark	6-5	220
	82	Stephen Cucci	6-4	264
QB	16	Nick Eddy	6-4	240
	14	Torrence Botts	6-2	210
	12	Blade Bassler	6-4	225
RB	1	Joffrey Reynolds	5-10	218
	6	Anthony Evans	5-10	210
*FB	40	Tim Feathers	6-0	245
	35	Carl Francis	5-10	255
*WR (Y)	84	Jon Clark	6-5	220
	19	Jeremy McCardell	6-0	215

*—used in multiple sets

DEFENSE

LE	92	Adrian Lee	6-2	246
	94	Matthew Bentley	6-2	270
LT	62	Kade Lane	6-2	250
	95	Sharod McGowan	6-2	280
RT	91	Bryan Hill	6-1	290
	79	Gerard Richard	6-3	300
RE	13	Farouk Adelekan	6-2	260
	88	Kendrick Goss	6-4	270
	58	Quantaa Jackson	6-2	255
MLB	33	Damien West	6-2	245
	32	Matt Schirmer	6-0	235
WLB	10	Ronnie Braxton	6-0	220
	44	Lance Everson	6-2	230
	55	Travis Griffith	6-4	240
CB	1	Delenell Reid	5-10	180
or	2	Roland Cola	5-10	175
	8	Stanford Rount	6-1	180
CB	22	Victor Malone	5-11	175
	4	Roshawn Pope	5-10	180
SS	23	Jesse Sowell	6-0	200
	28	Chad Davis	5-11	195
WS	29	Jermain Woodard	6-0	205
	17	Greg Holte	5-10	185
FS	5	Hanik Milligan	6-3	215
	26	Reggie Medlock	6-0	195
	21	Levi Gaston	6-1	195

SPECIAL TEAMS

PK	7	Dustin Bell	6-2	215
	43	Jimmy McClary	6-6	222
KO	7	Dustin Bell	6-2	215
	43	Jimmy McClary	6-6	222
P	43	Jimmy McClary	6-6	222
	7	Dustin Bell	6-2	215
SS	38	Thomas Gafford	6-2	210
	42	Corbin Mozisek	6-1	210
LS	38	Thomas Gafford	6-2	210
	42	Corbin Mozisek	6-1	210
H	39	J.J. Wyatt	5-11	190
	84	Jon Clark	6-5	220
KOR	8	Brandon Middleton	5-11	185
	4	Roshawn Pope	5-10	180
	3	KeyKowa Bell	5-10	185
PR	3	KeyKowa Bell	5-10	185
	13	Brian Robinson	6-4	210

SOUTH FLORIDA BULLS

OFFENSE

X	4	DeAndrew Rubin	Sr.	6-0	185
	15	Huey Whittaker	Jr.	6-5	225
H	37	Ryan Hearn	Sr.	5-9	185
	6	Allynson Sheffield	Jr.	5-11	180
LT	66	Derrick Sarosi	So.	6-6	295
	68	Frank Davis	Fr.	6-4	310
LG	65	Shelly Houston	Fr.	6-3	295
	76	Mark Sopcik	So.	6-4	280
OC	71	Alex Herron	So.	6-3	280
	62	John Miller	Fr.	6-2	265
RG	74	Chris Carothers	Fr.	6-3	290
	75	Greg McKay	So.	6-4	300
RT	79	Levi Newton	So.	6-4	305
	69	Chris McBee	Fr.	6-5	310
TE	44	Mark Feldman	So.	6-4	245
	89	Casey Cobb	Jr.	6-4	245
Y	2	Hugh Smith	Sr.	5-10	175
	16	Brian Fisher	So.	5-9	180
Z	22	Elgin Hicks	Jr.	5-11	180
	9	Chris Iskra	Jr.	6-1	190
QB	10	Marquel Blackwell	Sr.	6-1	205
	14	Ronnie Banks	So.	6-3	240
RB	28	Clenton Crossley	So.	5-10	210
	25	Vince Brewer	Jr.	5-10	215
	23	DeJuan Green	Jr.	5-11	205

DEFENSE

LE	57	Chris Daley	Sr.	6-2	255
	99	Tim Jones	So.	6-3	255
NT	94	Tavares Jurineack	Sr.	6-3	290
	95	Matt Groelinger	So.	6-4	265
DT	8	Greg Walls	Sr.	6-2	285
	55	Cedric Battles	Jr.	6-4	270
RE	41	Shurron Pierson	Jr.	6-3	245
	56	Terrence Royal	Fr.	6-3	240
WLB	31	Courtney Davenport	Jr.	6-1	220
	5	Kawika Mitchell	Sr.	6-2	255
MLB	5	Kawika Mitchell	Sr.	6-2	255
	51	Devon Davis	Fr.	6-3	210
SLB	6	Maurice Jones	Jr.	6-3	245
	53	Julian Johnson	Jr.	5-11	200
CB	3	Ron Hemingway	Jr.	5-11	175
	1	Sidney Simpson	So.	5-9	175
CB	21	Maurice Tucker	Sr.	6-1	190
	42	D'Juan Brown	Fr.	5-11	175
SS	17	Kevin Verpaele	Jr.	6-0	195
	36	John Miller	Sr.	6-1	190
FS	32	J.R. Reed	Jr.	5-11	190
	12	Javan Camon	So.	6-0	175

SPECIAL TEAMS

PK	7	Santiago Gramatica	So.	5-10	165
	49	Justin Geisler	So.	6-1	170
KO	49	Justin Geisler	So.	6-1	170
	7	Santiago Gramatica	So.	5-10	165
P	13	Devin Sanderson	Sr.	6-4	220
	47	Brandon Baker	Fr.	6-4	200
LS	73	Justin Daniel	So.	6-2	250
H	13	Devin Sanderson	Sr.	6-4	220
	17	Kevin Verpaele	Jr.	6-0	195
PR	4	DeAndrew Rubin	Sr.	6-0	185
	16	Brian Fisher	So.	5-9	180
KR	2	Hugh Smith	Sr.	5-10	175
	4	DeAndrew Rubin	Sr.	6-0	185

HOUSTON "BY THE NUMBERS"

1: The times a redshirt freshman has started a season opener for the Cougars since Barrick Nealy took the first snap against Rice.

3: Seasons for Dana Dimel as the head coach at the University of Houston

3: Overtimes played by the Cougars against East Carolina, marking the third time in school history UH has played a triple-overtime game.

5: 2002 Cougar opponents who competed in bowl games last season.

7: Completions needed by Nick Eddy to crack 200 completions in his two-year career.

10: Points allowed by the Cougars against Rice, the lowest total for an opponent since 10/28/00 when UH fell to Southern Miss 6-3. The least amount of points allowed in a Cougar win goes back one more season when Houston defeated LSU, 20-7, on 11/13/99.

12: 100-yard rushing games by running back Joffrey Reynolds in his career after rushing for 300 yards versus East Carolina on Nov. 9.

11: Jersey number worn by quarterback Andre Ware in 1989, the year he became the first Cougar to win the Heisman Trophy.

11: Tackles needed by Hanik Milligan to become only the third player in school history to register at least 400 tackles in his career.

12: Games that UH will play in 2002, the most in school history.

14: Bowl games in which the University of Houston has played.

14: Game Conference USA losing streak snapped on October 19, 2002, in league win over Army. It was the longest conference losing streak in school history.

15: Game losing streak snapped on Aug. 31, 2002 in win over Rice. It was the longest losing streak in UH history.

20: Receptions by wide receiver Brandon Middleton that covered more than 30 yards in his career after 33 and 40-yard catches at Memphis.

21: Consecutive games in which safety Hanik Milligan had recorded double-digit tackles, dating back to the 2000 season finale against Louisville. The streak was stopped in the loss to Cincinnati.

22: Number of games that safety Hanik Milligan has recorded double-digit tackles in his UH career.

25: Number of signees who joined the Cougars this season.

31: Rushing yards needed by senior Joffrey Reynolds to move past Paul Gipson (1966-68) into fourth place all-time in rushing.

32: Consecutive starts that safety Hanik Milligan has made dating back to the 2000 season.

49: All-purpose yards needed by Joffrey Reynolds to move into fifth on UH's all-time career leaders.

56: Number of points score by the Cougars against Army, the first time UH has scored over 50 since a 56-49 overtime win over Southern Miss on November 9, 1996.

57: Years that the University of Houston has competed in football including the 2002 season.

67: Games coached by Dana Dimel after the 47-14 loss at Cincinnati.

68.8: Percentage of games in his UH career that safety Hanik Milligan has recorded at least 10 tackles (22-of-32).

99: Yards rushing by quarterback Barrick Nealy against Rice. He came within one yard of becoming the first UH quarterback since Donald Douglas in 1991 against SMU to rush for 100 yards.

122: Yards receiving by Brian Robinson versus East Carolina on November 9, the fifth 100-yard game of his career.

134: Receiving yards needed by Brian Robinson to break into the Top 10 all-time in that category.

160: Wins by former head coach Bill Yeoman from 1962 to 1986, the most in school history.

214: Rushing yards needed by Joffrey Reynolds to push past Paul Gipson's 1968 rushing total of 1,550 yards, which ranks second-best all-time.

260: Yards of total offense generated by redshirt freshman quarterback Barrick Nealy in his first career game (99 rushing, 161 passing) against Rice.

300: Yards rushing by senior Joffrey Reynolds against East Carolina, setting both a University of Houston and Conference USA single-game rushing record.

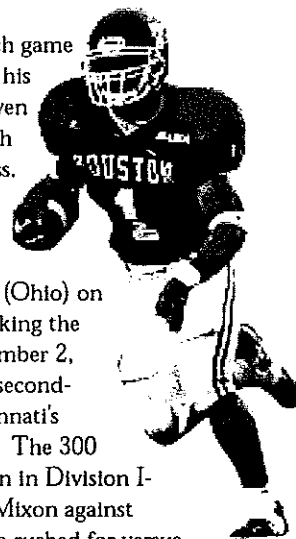
312: All-time number of wins by Houston football program since 1946.

530: Yards of total offense generated by the Cougars' in their 54-48 triple overtime game versus East Carolina (329 rushing, 201 passing.) It was the second time this season UH had generated more than 500 yards of total offense in a game.

678: Days between victories for the Cougars. The last UH win prior to the season-opening victory against Rice on Aug. 31 was on Oct. 21, 2000, against Memphis (33-30 in 3 OT).

728: Days between Conference USA wins. The last UH C-USA win prior to the 56-42 win over Army was on Oct. 21, 2000, against Memphis (33-30 in 3 OT).

MORE ON THE COUGARS



CAREER LADDER

Rushing Yards

Player, Years	Rushes	Yards
1. Ketric Stanford, 1996-99	743	3,636
2. Chuck Weatherspoon, 1987-90	395	3,247
3. Robert Newhouse, 1969-71	461	2,961
4. Paul Gipson, 1966-68	447	2,769
5. Joffrey Reynolds, 1999-	577	2,739
6. Alois Blackwell, 1975-77	428	2,467
7. Gene Shannon, 1949-51	369	2,332
8. Dick Post, 1964-66	457	2,219
9. Terald Clark, 1978-80	456	2,144
10. Jim Strong, 1967-69	298	1,936

Career Rushes

Player, Years	Rushes
1. Ketric Stanford, 1996-99	743
2. Joffrey Reynolds, 1999-	577
3. Robert Newhouse, 1969-71	461
4. Lionel Wilson, 1980-83	459
5. Dick Post, 1964-66	457
6. Terald Clark, 1978-80	456
7. Paul Gipson, 1966-68	447
8. Gerald Landry, 1983-86	444
9. Alois Blackwell, 1975-77	428
10. Chuck Weatherspoon, 1987-90	395

Career Rushing TDs

Player, Years	TDs
1. Ketric Stanford, 1996-99	28
2. Chuck Weatherspoon, 1987-90	27
3. Paul Gipson, 1966-68	25
4. Gene Shannon, 1949-51	23
5. Joffrey Reynolds, 1999-	23
6. Alois Blackwell, 1975-77	21
7. Ted Heiskell, 1968-70	20
8. Antowain Smith, 1995-96	19
9. Robert Newhouse, 1969-71	19
10. Jim Strong, 1967-69	19

Pass Completions

Player, Years	Complete
1. Jason McKinley, 1997-2000	786
2. David Klingler, 1988-91	726
3. Chuck Clements, 1993-96	683
4. André Ware, 1987-89	660
5. Jimmy Klingler, 1991-93	428
6. Gerald Landry, 1983-86	326
7. David Dacus, 1987-88	291
8. Gary Mullins, 1969-71	245
9. Lionel Wilson, 1980-83	205
10. Bo Burris, 1964-66	203

Nick Eddy, 2001-

193

Pass Attempts

Player, Years	Attempts
1. Jason McKinley, 1997-2000	1,388
2. David Klingler, 1988-91	1,262
3. Chuck Clements, 1993-96	1,192
4. André Ware, 1987-89	1,074
5. Jimmy Klingler, 1991-93	754
6. Gerald Landry, 1983-86	708
7. Gary Mullins, 1969-71	509
8. David Dacus, 1987-88	503
9. Bo Burris, 1964-66	440
10. Lionel Wilson, 1980-83	426

Nick Eddy, 2001-

372

Passing Yards

Player, Years	Yards
1. David Klingler, 1988-91	9,430
2. Jason McKinley, 1997-2000	8,694
3. André Ware, 1987-89	8,202
4. Chuck Clements, 1993-96	7,112
5. Jimmy Klingler, 1991-93	5,243
6. Gerald Landry, 1983-86	4,512
7. Gary Mullins, 1969-71	4,095
8. David Dacus, 1987-88	3,446
9. Bo Burris, 1964-66	3,250
10. Lionel Wilson, 1980-83	3,049

Nick Eddy, 2001-

2,458

Record Day For Reynolds

Senior running back Joffrey Reynolds seems to get better with each game and each subsequent carry. Two weeks ago against East Carolina, his hard work and diligence bore its fruits. Reynolds racked up an even 300 yards and four touchdowns rushing on 41 carries, setting both University of Houston and Conference USA records in the process. He became the first Cougar to ever rush for 300 yards in a game, topping the former school record of 282 yards set by Paul Gipson against Tulsa on November 23, 1968. The former C-USA record was also 282 yards set by Cincinnati's Daryl Royal against Miami (Ohio) on September 28, 1996. The 41 carries also is a Cougar record, breaking the old one of 37 rushes held twice by Gipson against Georgia (November 2, 1968) and against Memphis State (November 9, 1968). It is the second-highest single-game total in Conference USA history, tying Cincinnati's DeMarco McClesky against East Carolina on November 5, 1998. The 300 yards rushing was the third highest rushing total posted this season in Division I-A football, trailing the 377 tallied by Central Michigan's Robble Mixon against Eastern Michigan last week and the 309 Chris Brown of Colorado rushed for versus Kansas on October 12. Reynolds 41 totes is third best this season, tying Troy State's LaBarron Black (Oct. 26 versus Florida Atlantic) and trailing the 46 posted by SMU's Keylon Kincaide on October 19 against Louisiana Tech and Mixon's 43 in the aforementioned EMU contest. Overall, after his 76-yard performance last time out against Cincinnati, Reynolds is now sixth in the nation in rushing with 133.7 yards per game, trailing CU's Brown (158.55 ypg.), Penn State's Larry Johnson (157.82), Michael Turner of Northern Illinois (154.73), West Virginia's Avon Cobourne (140.90) and Steven Jackson of Oregon State (136.64).

Movin' on Up For Reynolds

With 76 yards and one touchdown rushing against Cincinnati, senior Joffrey Reynolds moved further up the career rushing ladder and added his name to the single-season record books as well. He moved past Alois Blackwell (1975-77) into fifth place in school history after the East Carolina game, and the Tyler, Texas, native now has 2,739 yards in his career. He now trails Paul Gipson (1966-68) and his 2,769 yards by just 30 yards. Reynolds also posted the 12th 100-yard rushing game of his collegiate career versus ECU and moved into sole possession of fifth place in school history in that category, trailing Robert Newhouse (16), Ketric Sanford and Chuck Weatherspoon (15) and Gipson's 14. After the 300 yards rushing Reynolds became just the fifth Cougar player in school history to record at least two 200-yard rushing games during his career, joining Newhouse (4), Gipson (4), Jim Strong (2) and Weatherspoon (2). With the first-quarter touchdown versus the Bearcats, Reynolds now has 23 rushing touchdowns of his career, moving into a tie for fourth-place all-

SINGLE GAME MILESTONES

100-Yard Rushing Games

Joffrey Reynolds

Date	Opponent	Att.	Yds.	TD	W/L
9/16/00	Army	34	201	3	W
10/6/01	Army	20	101	0	L
10/13/01	Memphis	14	108	1	L
10/20/01	Cincinnati	27	116	1	L
11/10/01	Louisville	19	114	1	L
8/31/02	Rice	28	155	1	W
9/7/02	Tulane	29	143	0	L
9/14/02	UL Lafayette	17	114	1	W
10/12/02	UAB	26	148	1	L
10/19/02	Army	29	197	2	W
11/2/02	Memphis	27	122	1	W
11/9/02	East Carolina	41	300	4	L

100-Yard Receiving Games

Brian Robinson

Date	Opponent	Rec.	Yds.	TD	W/L
9/16/00	Army	15	151	1	W
10/7/00	Cincinnati	12	147	0	L
11/4/00	Tulane	11	154	0	L
11/11/00	East Carolina	12	124	1	L
11/9/02	East Carolina	3	122	1	L

Brandon Middleton

Date	Opponent	Rec.	Yds.	TD	W/L
9/9/00	LSU	8	175	2	L
9/22/01	Texas	3	117	1	L

KeyKowa Bell

Date	Opponent	Rec.	Yds.	TD	W/L
9/30/00	SMU	10	157	1	W

Johnny Tyson

Date	Opponent	Rec.	Yds.	TD	W/L
10/12/02	UAB	2	129	0	L

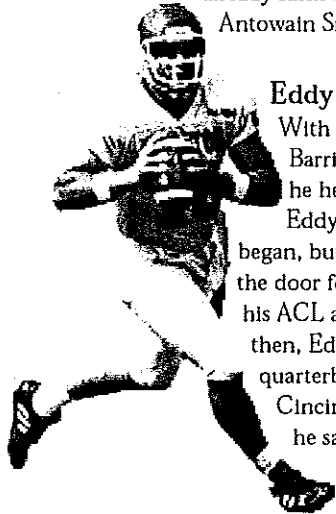
300-Yard Passing Games

Nick Eddy

Date	Opponent	A-C-I	Yds.	TD	W/L
10/13/01	Memphis	42-28-3	331	2	L

MORE ON THE COUGARS

time with Gene Shannon (1949-51). Even though he had his 100-yard streak snapped at four, Reynolds still became just the fifth runner in UH history to record at least four consecutive century rushing games. Reynolds now has 1,337 yards rushing this season, which currently places him third-best in a season behind Newhouse (1971, 1,757 yards) and Gipson (1968, 1,550). His 2002 rushing attempt total of 253 is already second best with two games to go, eyeing Newhouse's mark of 277. Finally, he has 11 rushing touchdowns this season, which is already sixth best in the UH history books and within shouting distance of Antowain Smith's 1996 mark of 14.



Eddy Is Steady At QB

With the season-ending injury to redshirt freshman quarterback Barrick Nealy, junior Nick Eddy has stepped back into the shoes he held coming out of spring practice. A part time starter in 2001, Eddy was the Cougar's number-one quarterback as fall camp began, but a hamstring injury knocked him out of action, thus opening the door for Nealy. Eddy returned to the starting role after Nealy tore his ACL against nationally-ranked Texas back on September 21. Since then, Eddy has started six games, including the last time out when he quarterbacked the Cougars in a disappointing 47-14 loss at Cincinnati. The Courtland, Calif., native threw for 152 yards, but he saw his streak of five straight games with a touchdown come to an end. Despite the setback against the Bearcats, Eddy has twice guided the Cougars to 500 yards of total offense, accomplishing the

feat against Army and East Carolina. Against the Pirates Eddy didn't suffer an interception for the first time this season as a starter. The multiple touchdown game versus ECU was the eighth of his career. On the season Eddy has passed for 1,435 yards and 11 touchdowns with an efficiency rating of 120.44.

Botts Looks Impressive In Mop-Up Role

With the outcome of the contest already decided, senior backup quarterback Torrence Botts saw action at quarterback for the third time this season. Botts looked impressive in the fourth quarter, leading the Cougars to their only touchdown of the second half. Botts guided UH on a nine-play, 66-yard drive, which was culminated in a one-yard run by freshman Anthony Evans. For the blistering afternoon Botts was three-of-five for 49 yards throwing, while chipping in 16 yards on four carries, including a career-best 25-yard scamper. For the season—one that began with the athletic Botts playing on special teams—Botts has completed 62.5 percent (5-of-8) of his passes for 74 yards and a passer rating of 140.22.

Spreading The Wealth

The Cougar passing attack is more effective when the quarterbacks spread the ball around to a multitude of receivers. Case in point...last time out versus Carolina, junior Nick Eddy and senior Torrence Botts connected with six different receivers, including wide receivers (4), running backs (1) and tight ends (1). The same can be said for the entire season, as Eddy, along with redshirt freshman Barrick Nealy and Botts have "spread the wealth" when it comes to the UH passing attack:

	Rec.	Yards	TD	Pct.
Wide Receivers (6)	90	1,593	8	.625
Tight Ends (4)	28	317	3	.194
Running Backs (5)	26	141	3	.181
TOTALS	144	2,051	12	1.000

3RD DOWN CONVERSIONS

Yards	Made/Att.	Pct.
1-3	25-38	.657
4-6	18-36	.500
7-10	15-49	.306
11+	7-26	.269
Total	67-151	.444

4TH DOWN CONVERSIONS

Yards	Made/Att.	Pct.
1-3	2-4	.500
4-6	1-3	.333
7-10	2-4	.500
11+	3-5	.600
Total	8-16	.500

CAREER LADDER

Touchdown Passes

Player, Years	TDs
1. David Klingler, 1988-91	91
2. André Ware, 1987-89	75
3. Jason McKinley, 1997-2000	46
4. Chuck Clements, 1993-95	43
5. Jimmy Klingler, 1991-93	39
6. Gary Mullins, 1969-71	37
7. Bo Burris, 1964-66	35
8. Gerald Landry, 1983-86	28
9. D.C. Nobles, 1971-73	24
10. Danny Davis, 1976-78	22
Delrick Brown, 1977-79	22

Nick Eddy, 2001- 16

Total Offense

Player, Years	Games	Plays	Rush	Pass	Total
1. David Klingler, 1988-91	32	1,432	-103	9,430	9,327
2. Jason McKinley, 1997-2000	44	1,533	-417	8,694	8,277
3. André Ware, 1987-89	27	1,183	-144	8,202	8,058
4. Chuck Clements, 1993-95	36	1,285	-219	7,112	6,893
5. Gerald Landry, 1983-86	39	1,260	1,317	4,512	5,829
6. Jimmy Klingler, 1991-93	23	830	-122	5,244	5,122
7. Gary Mullins, 1969-71	32	756	603	4,095	4,698
8. Lionel Wilson, 1980-83	29	885	1,339	3,049	4,388
9. D.C. Nobles, 1971-73	29	627	991	2,706	3,697
10. Bo Burris, 1964-66	29	648	416	3,250	3,666

Joffrey Reynolds, 1999 33 577 2,739 0 2,739

Nick Eddy, 2001- 14 422 -51 2,458 2,407

Plays

Player, Years	Plays
1. Jason McKinley, 1997-	1,533
2. David Klingler, 1988-91	1,432
3. Chuck Clements, 1993-96	1,284
4. Gerald Landry, 1983-86	1,260
5. André Ware, 1987-89	1,183
6. Lionel Wilson, 1980-83	885
7. Jimmy Klingler, 1991-93	830
8. Gary Mullins, 1969-71	756
9. Danny Davis, 1976-78	655
10. Bo Burris, 1964-66	648

Joffrey Reynolds, 1999- 577

Nick Eddy, 2001- 422

Pass Receptions

Player, Years	Catches
1. Orlando Iglesias, 1997-2001	222
2. Manny Hazard, 1989-90	220
3. Jason Phillips, 1987-88	207
4. James Dixon, 1987-88	161
5. Freddie Gilbert, 1991-92	158
6. Kimble Anders, 1985-89	155
7. Elmo Wright, 1968-70	153
8. Sherman Smith, 1990-93	140
9. Tracy Good, 1989-92	138
10. Brian Robinson, 1999-	128

KeyKova Bell, 1999- 92

Brandon Middleton, 1999- 75

Joffrey Reynolds, 1999- 73

Receiving Yards

Player, Years	Catches	Yards
1. Elmo Wright, 1968-70	153	3,347
2. Orlando Iglesias, 1997-2001	222	2,810
3. Manny Hazard, 1989-90	220	2,635
4. Jason Phillips, 1987-88	207	2,319
5. Marcus Grant, 1989-91	116	1,927
6. Don Bass, 1974-77	105	1,821
7. James Dixon, 1987-88	161	1,810
8. Ken Hebert, 1965-67	90	1,785
9. Kimble Anders, 1985-89	155	1,718
10. Freddie Gilbert, 1991-92	158	1,672

Brian Robinson, 1999- 128 1,538

Brandon Middleton, 1999- 75 1,483

KeyKova Bell, 1999- 92 1,144

Joffrey Reynolds, 1999- 73 589

MORE ON THE COUGARS

CAREER LADDER

Touchdown Catches

Player, Years	TDs
1. Elmo Wright, 1968-70	34
2. Manny Hazard, 1989-90	31
3. Ken Hebert, 1965-67	22
4. Jason Phillips, 1987-88	18
5. Orlando Iglesias, 1997-2001	17
6. Marcus Grant, 1989-91	16
7. Ron Peters, 1991-94	15
8. Carl Hilton, 1982-85	14
James Dixon, 1987-88	14
Freddie Gilbert, 1991-92	14

Brian Robinson, 1999- 10

Touchdowns

Player, Years	TDs
1. Chuck Weatherspoon, 1987-90	37
2. Elmo Wright, 1968-70	35
3. Manny Hazard, 1989-90	31
4. Ketric Sanford, 1996-99	29
5. Gene Shannon, 1949-51	28
6. Kimble Anders, 1985-89	27
7. Paul Gipson, 1966-68	26
8. <i>Joffrey Reynolds, 1999-</i>	<i>24</i>
9. Ken Hebert, 1965-67	22
10. Max Clark, 1948-50	21
Atols Blackwell, 1975-77	21

Brian Robinson, 1999- 10

Punt Return Average

(Minimum 10 Returns)

Player, Years	Returns	Yards	Avg.
1. Ken Stegall, 1953-55	19	323	17.0
2. Joe Lopasky, 1962-64	15	228	15.2
3. Don Bean, 1966-67	64	906	14.2
4. Harold Lewis, 1956-58	23	325	14.1
5. Jamle Mouton, 1989-92	20	282	14.1
6. Larry Lindsey, 1960-61	14	189	13.5
7. Don Brown, 1957-58	10	133	13.3
8. Max Clark, 1948-50	32	425	13.3
9. Jack Gwin, 1946-48	10	129	12.9
10. Jolly Hartzell, 1948-50	28	329	11.8

KeyKowa Bell, 1998- 24 211 8.8

Kickoff Return Yards

(Minimum 14 Returns)

Player, Years	Returns	Yards	Avg.
1. Ketric Sanford, 1996-99	68	1,705	25.1
2. James Dixon, 1987-88	58	1,468	25.3
3. <i>Brandon Middleton, 1999-</i>	<i>50</i>	<i>1,029</i>	<i>20.6</i>
4. Leif Penn, 1998-2001	50	932	18.6
5. Ken Bolin, 1959-61	32	798	24.9
6. Joe Lopasky, 1962-64	26	708	27.2
7. Mike Smith, 1994-98	25	606	24.2
8. Vernell Ramsey, 1984-86	20	502	25.1
9. Claude King, 1957-59	16	436	27.3
10. Harold Lewis, 1956-58	18	434	24.1

Punting Average

(Minimum 50 Punts)

Player, Years	Punts	Yards	Avg.
1. Robert Myers, 1983, 85	105	4,492	42.8
2. Ken Hebert, 1965-67	157	6,630	42.2
3. Jason Stoft, 1993-94	66	2,754	41.7
4. Charles Langston, 1990-91	99	4,093	41.3
5. Mike Parrott, 1968-70	136	5,472	40.2
6. Mike Clark, 1999-2000	108	4,345	40.2
7. Ignacio Saucedo, 1995-97	195	7,814	40.1
8. Simon Rodriguez, 1986-89	245	9,789	40.0
9. Jay Wyatt, 1975-78	197	7,809	39.6
10. Hal Roberts, 1971-73	137	5,373	39.2

Jimmy McClary, 2001- 114 4,403 38.6

Interceptions

Player, Years	INTs
1. Cornelius Price, 1988-89	16
2. Johnny Jackson, 1986-88	14
Anthony Francis, 1975-77	14
Gus Hollomon 1965-67	14
5. Calvin Eason, 1980-82	12
Paul Shires, 1966-68	12
7. Reggie Vonner, 1980-82	11
Mark Mohr, 1974-76	11

Truly Offensive

For the second time this season the Cougar offense cracked the 500-yard total offense plateau, racking up 530 yards against East Carolina two weeks ago. Houston rushed for 329 yards and added an additional 201 through the air. Against the Black Knights on Oct. 19, the Cougars generated 546 yards of total offense, including 280 on the ground and an additional 266 via the air en route to a 56-42 win. The 546 yards on offense was the first time the Cougars cracked the 500-yard plateau since doing so last season against Army on October 6, 2001, when UH racked up 508 (141 rushing, 367 passing) in the 28-14 loss. The 56 points scored by UH was a season high and the most by a Cougar team since a 56-49 win in triple overtime against Southern Miss on November 9, 1996. The 56 points was the most points scored by the Cougars in regulation since a 61-34 win over Rice on November 28, 1992. The 48 points posted against East Carolina was the most points scored by the Cougars in a loss since falling to Texas Tech, 52-46, on November 30, 1991.

Good Times For Evans

When you have Conference USA's leading rusher who also ranks sixth nationally with 133.7 yards per game, it can be tough to crack the lineup and get some carries in the process, especially in the Cougars' one-back offense. No problem for redshirt freshman Anthony Evans...he is just biding his time as Joffrey Reynolds backup. With the season-ending injury to senior Chris Robertson, Evans has seen plenty of action spelling Reynolds of late. Last time out against Cincinnati, Evans rushed for 31 yards and one touchdown against a tough Bearcat defense. It was the second score of Evans' young career, and for 2002 he has rushed for 164 yards on 51 carries, while chipping in two receptions and three kickoff returns.

TURNOVERS


Takeaways 21, Giveaways 32
(Diff. -1.1)

Points Off Turnovers
UH 36 (TD 3, FG 5)
Opponent 118 (TD 15, FG 5)

Points Off Turnovers Per Game
UH 3.6
Opponents 11.8

Big Play Brandon

When the Cougars need a big offensive play, look for junior wide receiver Brandon Middleton to be involved. One year after finishing second in the nation in yards per catch at 24.3, Middleton is off to a rousing start in 2002. Against Cincinnati last Saturday Middleton led the Cougars in receptions with four for 78 yards, including a 28-yarder that set up Houston's first score. Against Memphis last month, Middleton put his stamp on his big-play ability by making two big plays on the same scoring drive. He put UH into better field position with a 40-yard reception. Then, with the Cougars facing a fourth-and-long, he hauled in a 33-yard strike in the end zone for his fourth touchdown of the year. Those were the 19th and 20th receptions of more than 30 yards during his UH career. Middleton had three catches for 78 yards in the big home win over Louisiana-Lafayette on Sept. 14, and he also had one touchdown catch of 55 yards from Barrick Nealy. Middleton now has eight touchdown receptions in his career. In just more than three seasons, 26.7 percent of Middleton's receptions (20 of 75) have covered more than 30 yards. Middleton currently is averaging 25.4 yards per catch on 21 receptions, which is third on the team. He now has 1,483 yards receiving in his career and is averaging 19.8 yards per catch.



C-USA/NCAA RANKINGS

UH Team Stats (Avg.) C-USA NCAA

Rushing Offense (183.9)	1st	35th
Passing Offense (205.1)	5th	68th
Total Offense (389.0)	2nd	44th
Scoring Offense (27.9)	5th	58th
Rushing Defense (141.4)	4th	47th
Passing Defense (274.3)	10th	111th
Total Defense (415.7)	9th	97th
Scoring Defense (35.1)	9th	102nd
Net Punting (35.8)	2nd	40th
Punt Returns (9.4)	8th	70th
Kickoff Returns (21.2)	5th	39th
First Downs Offense (19.1)	4th	*
3rd-Down Conversions (.444)	1st	*
4th-Down Conversions (.500)	5th	*
Penalties (57.6)	4th	*
Turnover Margin (-1.10)	7th	107th
Field Goals (.833)	3rd	*
PAT Kicking (.906)	8th	*

MORE ON THE COUGARS

RECORD BY MONTHS

Months	W-L-T	Pct.
August	3-1-0	.750
September	67-78-4	.456
October	108-112-6	.491
November	109-89-4	.550
December	22-7-1	.750
January	3-2-0	.600

the ball, having earned the starting nod at left guard and now center for 21 straight games.

Bell Off To Record Setting Start

Sophomore kicker Dustin Bell has solved one of Houston's problems entering the 2002 season...who is going to handle the field goal kicking. So far, Bell has been extraordinary, connecting on 10-of-12 field goal attempts after his perfect two-for-two performance against East Carolina and a miss in blustery conditions at Cincinnati—his first field goal attempts in almost a month—and he is second on the team in scoring with 59 points. He has also been steady on the Cougar PAT team, connecting on 29 of 32 attempts. Earlier this season Bell extended his field goal streak to eight with a 20-yard effort at TCU on Oct. 5 but saw that steak come to an end late in the first half. However, his first miss of the season can be partially excused as his booming 54-yard attempt was just wide right but with plenty of distance. More impressively, he set a new standard with every kick. The University of Houston football team and no individual kicker has ever started with seven consecutive field goals. Lennard Coplin was the closest. He kicked six consecutive field goals from Sept. 27, 1975 (vs. SMU) to Nov. 29, 1975 (vs. Tulsa).

Milligan Continues to Hunt the Double Digits


Another Cougar player who picked up where he left off last year is All-America candidate Hanik Milligan. Listed earlier this year on both the Jim Thorpe Award and Bronco Nagurski Trophy Watch Lists, Milligan continues to add to his record-breaking totals with each game. Milligan saw his consecutive streak of double-digit tackles snapped at 21, when he racked up seven stops at Cincinnati. A week earlier his 17 tackles against the Pirates, including 11 unassisted and one for a loss, Milligan stretched his double-digit tackles to the 21 consecutive games, dating back to the 2000 season finale against Louisville. It also marked the 22nd time in his UH career he stopped opposing ball-carriers at least 10 times in a game. His double-digit streak was one of a kind nationally, with not one other Division I-A defender with at least 10 tackles in at least TEN games. But that kind of play is nothing new to Cougar fans. Milligan is now ranked fourth all-time in total tackles with 389, which is a remarkable feat considering Milligan played just one season of junior college football before arriving at UH in 2000. Even more impressive is that Milligan is averaging 12.2 tackles per game in his career. He is also vying to become only the third player in Houston defensive

Hadnot Has Lots

With best friend and line mate Al James done for the season with knee surgery, junior Rex Hadnot has stepped up as the leader of the Cougar team. Not only is he the only junior who was selected team captain, but the Lufkin, Texas, native has assumed James' leadership role as the Cougar center. Hadnot has already set school records in registered pancake, knockdown and ESPN blocks, and the 315-pounder has given up only one sack all season. Plus, he now has the longest starting streak on the offensive side of

CAREER ALL-PURPOSE YARDS

Player, Years	Plays	Rush	Rec	KR	PR	Total
1. Ketric Sanford, 1996-99	873	3,636	476	1,705	0	5,817
2. C. Weatherspoon, 1987-90	595	3,247	1,375	482	611	5,715
3. Gene Shannon, 1949-51	439	2,332	658	657	14	3,661
4. Elmo Wright, 1968-70	166	135	3,347	0	0	3,482
5. Robert Newhouse, 1969-71	485	2,961	39	416	0	3,426
6. Jeffrey Reynolds, 1999-	652	2,739	589	50	0	3,378
7. Kimble Anders, 1985-89	550	1,355	1,718	32	205	3,310
8. Paul Gipson, 1966-68	479	2,769	122	364	0	3,255
9. James Dixon, 1987-88	219	0	1,762	1,468	0	3,230
10. Warren McVea, 1965-67	286	1,457	841	685	22	3,009
<i>Brandon Middleton, 1999-</i>	<i>131</i>	<i>21</i>	<i>1,483</i>	<i>1,029</i>	<i>0</i>	<i>2,533</i>



CAREER LADDER

Harold Evans, 1972-74	11
Robert Giblin, 1972-74	11
L.D. Rowden, 1969-70	11
Tom Paciorek, 1964-66	11

Hanik Milligan, 2000- 7

Total Tackles

Player, Years	Tackles
1. Ryan McCoy, 1990-93	507
2. Gary McGulre, 1984-87	472
3. Mike Parker, 1994-97	391
4. <i>Hanik Milligan, 2000-</i>	<i>389</i>
5. David Hodge, 1975-79	377
6. Greg Brezina, 1965-67	350
7. Charlie Hall, 1968-70	345
8. Jerry Drones, 1967-69	345
9. Wade Phillips, 1966-68	343
Eric Blount, 1989-92	343

Solo Tackles

Player, Years	Tackles
1. Gary McGulre, 1984-87	324
2. Ryan McCoy, 1990-93	323
3. David Hodge, 1975-79	261
4. Steve Bradham, 1977-80	244
5. Robert Jones, 1983-87	230
6. Mike Parker, 1994-97	230
7. Eric Blount, 1989-92	229
8. <i>Hanik Milligan, 2000-</i>	<i>229</i>
9. Robert Jones, 1984-87	206

Assists

Player, Years	Tackles
1. Wade Phillips, 1966-68	228
2. Jerry Drones, 1967-69	186
3. Ryan McCoy, 1990-93	184
4. Glenn Graef, 1967-69	168
5. Frank Ditta, 1969-71	163
6. Mike Parker, 1994-97	161
7. <i>Hanik Milligan, 2000-</i>	<i>160</i>
8. Carl Cunningham, 1964-65	159
9. Charlie Hall, 1968-70	157
Greg Brezina, 1965-67	157

Passes Broken Up

Player, Years	Breakups
1. Jason Parker, 1998-	32
2. Johnny Jackson, 1985-88	31
3. Williams Fields, 1996-99	28
4. Mark Mohr, 1973-76	25
5. Delmontico Montgomery, 1993-96	25
6. Elvis Bradley, 1976-79	24
7. Robert Giblin, 1971-74	22
8. Jerome Williams, 1992-95	21
9. Ronnie Peacock, 1968-71	20
William Pettis, 1999	20

Hanik Milligan, 2000- 19

Fumble Recoveries

Player, Years	Recoveries
1. Wade Phillips, 1966-68	7
Jerry Drones, 1966-69	7
3. Bill Stohler, 1970-73	5
Wilson Whitley, 1973-76	5
Keith Jenkins, 1985-88	5
Rusty Foster, 1994-97	5
Chuck Weatherspoon, 1987-90	5
9. <i>Hanik Milligan, 2000-</i>	<i>5</i>
Ronnie Peacock, 1967-70	4
Butch Brezina, 1968-71	4
Lee Canallito, 1972-75	4
David Hodge, 1973-76	4
Elvis Bradley, 1976-79	4
Leo Truss, 1978-81	4
Grady Turner, 1978-81	4
Craig Veasey, 1986-89	4
Allen Aldridge, 1990-93	4

Victor Malone, 2001- 2
Jesse Sowell, 2001- 2
Jermain Woodard, 2001 2

UH MISCELLANEOUS

Houston's Record When

Cougars lead after 1st quarter	3-3	.500
Cougars trail after 1st quarter	0-3	.000
Score is tied after 1st quarter	1-0	1.000
Cougars lead at halftime	2-2	.500
Cougars trail at halftime	1-3	.250
Score is tied at halftime	1-1	.500
Cougars lead after 3rd quarter	4-1	.800
Cougars trail after 3rd quarter	0-5	.000
Score is tied after 3rd quarter	0-0	.000
Score is tied after regulation	0-1	.000

Schedule Breakdown

Overall	4-6	.400
August	1-0	1.000
September	1-2	.333
October	1-2	.333
November	1-2	.333

Conference USA Games .. 2-5 .286

Home	1-2	.333
Road	1-3	.250

Non-Conference Games .. 2-1 .667

Home	1-0	1.000
Road	1-1	.500

Vs. Ranked Opponents ... 0-1 .000

Home	0-0	.000
Road	0-1	.000

Miscellaneous

Games Decided by TD or less	1-1	.500
Games Decided by FG or less	0-0	.000
Games Played on Natural Grass	3-5	.375
Games Played on Artificial Turf	1-1	.500
Day Games on Natural Grass	2-3	.400
Night Games on Natural Grass	1-2	.333
Day Games on Artificial Turf	0-1	.000
Night Games on Artificial Turf	1-0	1.000
Day Games, Overall	2-4	.333
Night Games, Overall	2-2	.500

Total Offense/Total Defense

UH -300 yards on total offense	0-3	.000
UH +300 yards total offense	4-3	.571
UH +400 yards total offense	2-2	.500
UH +500 yards total offense	1-1	.500
UH -200 yards passing	2-2	.500
UH +200 yards passing	2-3	.400
UH +250 yards passing	1-0	1.000
UH +300 yards passing	0-0	.000
UH +350 yards passing	0-0	.000
UH -100 yards rushing	0-3	.000
UH +100 yards rushing	4-3	.571
UH +150 yards rushing	3-3	.500
UH +200 yards rushing	2-2	.500
UH +250 yards rushing	2-1	.667
UH allow -300 yards offense	1-1	.500
UH allow -400 yards offense	2-2	.500
UH allow +400 yards offense	2-4	.333
UH allow +500 yards offense	0-1	.000
UH allow -200 yards passing	1-1	.500
UH allow +200 yards passing	2-5	.286
UH allow +250 yards passing	2-4	.333
UH allow +300 yards passing	2-2	.500
UH allow -100 yards rushing	2-2	.500
UH allow +100 yards rushing	2-4	.333
UH allow +150 yards rushing	1-4	.200
UH allow +200 yards rushing	1-3	.250

MORE ON THE COUGARS

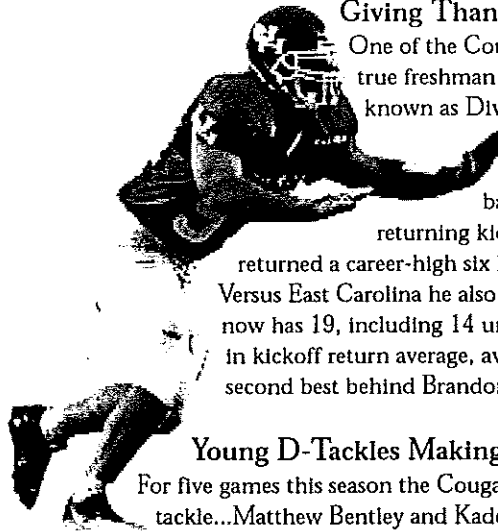
history to register at least 400 total tackles in a career. Track Hanik's All-Star season [at http://uhcougars.acsn.com/sports/m-footbl/spec-rel/hou-hanik-milligan.html](http://uhcougars.acsn.com/sports/m-footbl/spec-rel/hou-hanik-milligan.html)

Independence Day

The Cougars' clash with South Florida this Saturday marks the second straight season Houston has faced a team from the Division I-A Independent ranks. UH faced the Bulls late last season in Tampa. Prior to that 2001 road contest, the last independent squad to face Houston was Louisiana-Lafayette during the 1999, prior to the Ragin' Cajuns move into the Sun Belt Conference. UH head coach Dana Dimel is 2-1 against I-A Independents, posting wins over Louisiana Tech (31-19) in 1998 and Louisiana-Monroe (38-20) in 1999 while at Wyoming, before the loss last year to South Florida.

Giving Thanks To The Pope

One of the Cougars' prized recruits from the Class of 2002, true freshman Roshawn Pope has jumped right into the fray known as Division I-A football. Originally slated for special teams duty in 2002, Pope has seen plenty of action covering kicks, playing backup cornerback and more impressively, returning kickoffs. Against Cincinnati last time, he returned a career-high six kicks for 136 yards, including a 35-yarder. Versus East Carolina he also recorded three tackles on special teams and now has 19, including 14 unassisted, on the year. He leads the Cougars in kickoff return average, averaging 23.3 yards on 15 returns, which is second best behind Brandon Middleton's 19.



Young D-Tackles Making Most Of First Season

For five games this season the Cougars have started two true freshmen at defensive tackle...Matthew Bentley and Kade Lane. Lane actually has started all 10 games this season, while Bentley earned his starting nod against TCU and has started

BIG PLAYS

Yards	Play	Opponent	Quarter	Players	* Drive Result
77	Pass	UAB	2	Eddy-Tyson	TD
72	Rush	East Carolina	1	Reynolds	TD (Score)
65	Pass	East Carolina	2	Eddy-B. Robinson	TD (Score)
60	Kickoff Return	East Carolina	2	A. Evans	FG
57	Interception	Texas	2	Malone	FG
56	Rush	Army	4	C. Robertson	TD (Score)
55	Pass	UL Lafayette	3	Nealy-Middleton	TD (Score)
53	Pass	Army	3	Eddy-Middleton	TD
52	Pass	UAB	4	Eddy-Tyson	INT
48	Pass	Memphis	3	Eddy-Cucci	TD (Score)
48	Pass	Rice	3	Nealy-Tyson	F
47	Pass	East Carolina	1	Eddy-B. Robinson	TD
44	Pass	TCU	3	Eddy-Middleton	TD
42	Pass	Rice	2	Nealy-Middleton	TD (Score)
41	Run	UAB	1	Reynolds	TD
40	Pass	Memphis	2	Eddy-Middleton	TD
37	Rush	East Carolina	4	Reynolds	F
35	Pass	UAB	2	Reynolds	TD
34	Run	UL Lafayette	3	Reynolds	TD
33	Pass	Memphis	2	Eddy-Middleton	TD (Score)
33	Pass	UAB	2	Eddy-Middleton	TD
32	Punt Return	TCU	2	K. Bell	OT
32	Kickoff Return	Cincinnati	3	Pope	Punt
31	Run	Cincinnati	1	Reynolds	TD
30	Pass	UL Lafayette	3	Nealy-Pritchett	FG
29	Kickoff Return	Memphis	4	Pope	INT
29	Kickoff Return	UAB	4	Pope	TD
29	Pass	Army	1	Eddy-Tyson	TD
29	Pass	Army	2	Eddy-K. Bell	TD (Score)
29	Rush	Army	3	Reynolds	TD
28	Pass	TCU	4	Botts-K. Bell	Punt
28	Punt Return	Tulane	2	K. Bell	INT
28	Pass	Cincinnati	1	Eddy-Middleton	TD
27	Kickoff Return	Memphis	1	Middleton	Punt
27	Pass	TCU	2	Eddy-K. Bell	TD (Score)
26	Pass	TCU	3	Eddy-Cucci	Punt
26	Pass	Texas	3	Nealy-K. Bell	Punt
25	Pass	Army	1	Eddy-Middleton	TD
25	Rush	East Carolina	2OT	Reynolds	TD (Score)

* What did the long play result in... touchdown (TD), field goal (FG), turnover (F or INT), downs (DN) or other (OT).

MORE ON THE COUGARS

CAREER STARTS

Farouk Adelekan, DE	1 (1)
KeyKowa Bell, WR	16 (1)
Matthew Bentley, DT	5
Ronnie Braxton, LB	11 (10)
Darren Carr, DT	1
Jon Clark, TE	4 (1)
Joe Clay, DE	7 (6)
Roland Cola, DB	7
Stephen Cucci, TE	8
Justin Davis, MLB	15
Nick Eddy, QB	10 (6)
* Tim Feathers, FB	4
Levi Gaston, DB	1
Rex Hadnot, OG/C	21 (21)
Bryan Hill, DT	11 (1)
Mark Hopkins, WR	1
Ryan Huffman, DE	1
Quantaa Jackson, DE	5
Al James, C	29 (29)
Kade Lane, DT	10 (10)
Adrian Lee, DE	19 (11)
Victor Malone, CB	18 (11)
Matt Mattox, TE	4
Jeremy McCardell, WR	6
Brandon Middleton, WR	25 (10)
Reggie Medlock, S	2
Hanik Milligan, S	32 (32)
Barrick Nealy, QB	4 (4)
Jonathan Pritchett, TE	15 (2)
Chris Redding, OL	11 (11)
Delenell Reid, CB	3 (1)
Joffrey Reynolds, RB	29 (21)
Brian Robinson, WR	23
Stanford Routt, CB	5
Jesse Sowell, S	11 (11)
Roy Swan, OG	3 (3)
Damien West, MLB	5 (5)
Chris Wheeler, OT	15 (15)
* Rufus Williams, OT	17 (17)
Jermain Woodard, S	18 (18)

0 - indicates consecutive and active
* - indicates some starts at another position

five straight before stepping aside to move to a backup slot at end after injuries took their toll on sophomore Joe Clay and senior Quantaa Jackson. On the year the two youngsters have combined for 52 tackles, including seven tackles for losses and four sacks. They've also chipped in two forced fumbles and a fumble recovery. It was Bentley's last-second interception that sealed the crucial road win at Memphis earlier this month. The future looks bright for the Cougars along the defensive line, especially when you add in current backups Sharod McGowan and Gerard Richard, who are both freshmen.

Adelekan Making Most of Tackles

The Cougar defensive line has been a drastic improvement from a year ago, not only putting pressure on opposing quarterback, but also stuffing the run when needed. Junior-college transfer Farouk Adelekan has been another valuable addition to the defensive end position. In his first start of the season, Adelekan proved he is just as effective as a starter as he is as a backup, registering five tackles, including two for losses as well as the only sack of a Cincinnati quarterback on the afternoon. Adelekan leads the Cougars with both 15 tackles for losses and eight sacks...numbers that rank him in the top 10 in Conference USA. Overall, Adelekan has 26 tackles, so 57.7 percent of his tackles result in losses behind the line of scrimmage.

The Streaks Are Over!!!

With their 56-42 win over Rice on October 19, the Cougars snapped a three-game losing streak on the year, but more importantly, the 14-game Conference USA losing streak hanging over the UH football faithful is now gone. Houston had gone 728 days between victories, with the last Cougar C-USA win coming on Oct. 21, 2000, versus Memphis. The win over the Black Knights also snapped a seven-game C-USA home losing streak, with the last league home win coming, ironically, against Army on September 16, 2000. The win was the second straight home win for the Cougars, marking the first time since the aforementioned 2000 campaign that UH had strung back-to-back victories at "The Quinn" (Army and SMU.). Finally, UH snapped a seven-game losing streak in Conference USA road games with their 26-21 win at Memphis last weekend. Ironically, the Tigers were the last C-USA rival that the Cougars

defeated on the road in 1999 before the streak started.

Home Sweet Home

Houston hopes that there is no place like home as it heads into the final two games of the season, for both contests will be played at the friendly confines of John O'Quinn Field at Robertson Stadium. The Cougars had won two in a row at home before losing the heartbreaking 54-48 triple-overtime affair with East Carolina two weeks ago. This marks the first time since the 1996 season that the Cougars have had the luxury of playing its last two regular-season games in Houston...that year the Cougars knocked off Southern Miss, 56-49, in triple overtime then pounded Louisville, 38-7, to win the first-ever Conference USA title.

Cougar Tidbits

With 76 rushing yards, running back Joffrey Reynolds moved into third place on the Conference USA single-season rushing leaders. Reynolds, who finished the game with 1,337 rushing yards this season, moved past Frank Moreau (Louisville, 1999, 1,289 yards).

2002 COUGAR FOOTBALL

UH STATISTICAL BREAKDOWN BY CLASS

Two-Deep Roster

Seniors (16)	33.3%
Juniors (13)	27.1%
Sophomores (9)	18.8%
Freshmen (10)	20.8%

Passing Yards (2,051)

Seniors (74)	3.6%
Juniors (1,435)	70.0%
Sophomores (0)	0.0%
Freshmen (542)	26.4%

Rushing Yards (1,839)

Seniors (1,541)	83.8%
Juniors (-35)	0.0%
Sophomores (18)	0.9%
Freshmen (351)	19.1%

Receptions (144)

Seniors (79)	54.9%
Juniors (48)	33.3%
Sophomores (15)	10.4%
Freshmen (2)	1.4%

Scoring (279)

Seniors (120)	43.0%
Juniors (62)	22.2%
Sophomores (71)	25.4%
Freshmen (26)	9.3%

Tackles (879)

Seniors (391)	44.5%
Juniors (175)	19.9%
Sophomores (207)	23.5%
Freshmen (106)	12.1%

Sacks (22)

Seniors (7)	31.8%
Juniors (9)	40.9%
Sophomores (2)	9.1%
Freshmen (4)	18.2%

Tackles For Loss (90)

Seniors (27)	30.0%
Juniors (28)	31.1%
Sophomores (25)	27.8%
Freshmen (10)	11.1%

Interceptions (9)

Seniors (4)	44.4%
Juniors (3)	33.3%
Sophomores (1)	11.1%
Freshmen (1)	11.1%

Punt Returns (207)

Seniors (207)	100.0%
Juniors (0)	0.0%
Sophomores (0)	0.0%
Freshmen (0)	0.0%

Kickoff Returns (955)

Seniors (0)	0.0%
Juniors (386)	40.4%
Sophomores (132)	13.8%
Freshmen (437)	45.8%

INSIDE THE RED ZONE

Opp.	No.	TD	FG	Fgm#	TO	Dn*	Pnt	Score%
vs. Rice	4	1	1	0	2	0	0	.500
Owls	2	1	0	0	1	0	0	.500
vs. Tulane	6	1	2	0	3	0	0	.500
Green Wave	2	0	2	0	0	0	0	1.000
vs. UL Lafayette	5	3	1	0	1	0	0	.800
Ragin' Cajuns	2	1	0	0	0	1	0	.500
vs. Texas	2	1	1	0	0	0	0	1.000
Longhorns	4	3	1	0	0	0	0	1.000
vs. TCU	2	1	1	0	0	0	0	1.000
Horned Frogs	6	2	1	1	1	1	0	.500
vs. UAB	6	5	0	0	1	0	0	.833
Blazers	7	5	2	0	0	0	0	1.000
vs. Army	7	6	0	0	1	0	0	.857
Black Knights	5	5	0	0	0	0	0	1.000
vs. Memphis	2	2	0	0	0	0	0	1.000
Tigers	5	3	0	1	1	0	0	.600
vs. East Carolina	3	2	1	0	0	0	0	1.000
Pirates	8	5	2	1	0	0	0	.875
vs. Cincinnati	3	2	0	1	0	0	0	.667
Bearcats	7	5	2	0	0	0	0	1.000
vs. South Florida	0	0	0	0	0	0	0	.000
Bulls	0	0	0	0	0	0	0	.000
vs. Louisville	0	0	0	0	0	0	0	.000
Cardinals	0	0	0	0	0	0	0	.000
Totals	40	24	7	1	8	0	0	.775
TD Pct.								.600
Opp.	48	30	10	3	3	2	0	.853
TD Pct.								.625

Fgm: (field goals missed; # denotes blocked); TO: (turnovers); Dn: (lost ball on downs, *game ends or end of half); Pnt: (punted)

DIMEL'S YEAR-BY-YEAR

HEAD COACH DANA DIMEL



Beginning his third season, Dana Dimel became a part of University of Houston history in 1999, when he was named the school's ninth head football coach. Dimel arrived in the Bayou City after a very successful three years as the head coach at the University of Wyoming in Laramie. He brought an impressive 23-12 (.657) mark to the U of H program, and his Cowboy teams competed for the conference championship in all three seasons.

In rebuilding the once-stories Cougar football program, Dimel has brought a sense of pride and discipline to Houston. In 2000 the Cougars were hit hard by injuries, but Dimel kept his players together and fielded an extremely potent and competitive football team. Despite suffering his first losing season in four years, Dimel kept his composure and guided

the Cougars to three impressive wins, including conference victories over Army and Memphis. Along the way Dimel redshirted over 25 players, thus laying the foundation to a very productive future.

Dimel's offense became a force to be reckoned with in Conference USA in 2000, racking up almost 350 yards of total offense per game, including 270 through the air. For the first time since 1976, the Cougars boasted a league defensive MVP, as senior linebacker Wayne Rogers capped his Cougar career by being named Conference USA Co-Defensive Player of the Year—the first such Cougar to receive such an honor since the late Wilson Whitley earned in his Lombardi Award season of 1976.


This past season Dimel again redshirted the majority of his recruiting class, closely following his reconstructive blueprint to elevate the Cougars to not only top-notch Conference USA standing, but also become a player at the national level again. Despite the lack of success on the field in 2001, the UH squad exhibited glimpses of the future with such young standouts as linemen Rex Hadnot and Al James, linebacker Justin Davis, cornerback Stanford Routt and strong safety Jermain Woodard becoming elite players in C-USA. As a matter of fact, Woodard was named Third-Team Freshman All-American after his outstanding season.

There is optimism and hope within the Houston ranks, as Dimel's redshirt plan comes to fruition in 2002. After back-to-back number one recruiting classes in Conference USA, Dimel knows the Cougars need heavy contributions from the 2000 and 2001 classes, with the newcomers (Class of 2002) expected to be ready to play.

Even though this is his first stint at coaching football in tradition-rich Texas, Dimel has come to know the state and its integral high school system after 10 years of recruiting the Lone Star State. In the last two years, he inked 40 student-athletes from the state of Texas, including 25 from the Greater Houston area. The Cougars Classes of 2001 and 2002 were rated as the best in Conference USA and the fourth best in the state of Texas, trailing only Texas, Texas A&M and Texas Tech.

Upon his arrival at Houston two years ago, Dimel stressed the importance of keeping Texas athletes in the state.

"In my years recruiting Texas, I has always inspired to be the head coach of a school in this state," said the 39-year-old Dimel. "This has been a career goal of mine, and now I have the chance. I know Houston is on the verge of being a great football program once again, and there is no



1997 (8-5)		2000 (3-8)	
at Ohio State	L 10-24	at Rice	L (OT) 27-30
Iowa State	W 56-10	at LSU	L 13-28
*at Hawaii	W 35-6	*Army	W 31-30
*San Jose State	W 30-10	at Texas	L 0-48
#at Colorado	L 19-20	SMU	W 17-15
Montana	W 28-13	*at Cincinnati	L 31-48
at Nevada	W 34-30	*at Memphis	W (3 OT) 33-30
*Colorado State	L 7-14	*Southern Miss	L 3-6
*at SMU	L 17-22	*at Tulane	L 23-41
*San Diego State	W 41-17	*at East Carolina	L 20-62
*UNLV	W 35-23	*Louisville	L 13-32
*at Air Force	L 3-14	*C-USA game	
*at Fresno State	L 7-24		
#Win by forfeit			
*-WAC game			
1998 (8-3)		2001 (0-11)	
Montana State	W 17-9	Rice	L 14-21
At Georgia	L 9-16	Texas	L 26-53
Louisiana Tech	W 31-19	*TCU	L 17-34
*Utah	W 27-24	*at Army	L 14-28
*SMU	W 12-7	*Memphis	L 33-52
*at UNLV	W (OT) 28-25	*Cincinnati	L 28-29
*Rice	W 34-24	*at Southern Miss	L 14-58
*at TCU	W 34-27	at South Florida	L 6-45
*at Colorado State	W 27-19	*at Louisville	L 10-34
*Air Force	L 3-10	*UAB	L 21-43
*at Tulsa	L 0-35	Georgia	L 7-35
*-WAC game		*C-USA game	
1999 (7-4)		2002 (4-6)	
at Tennessee	L 17-42	at Rice	W 24-10
Weber State	W 41-16	*Tulane	L 17-34
*at Air Force	W 10-7	UL Lafayette	W 36-17
Idaho	W 28-13	At Texas	L 11-41
*UNLV	L 32-35	*at TCU	L 17-34
at UL Monroe	W 38-20	*at UAB	L 34-51
*Colorado State	L 13-24	*Army	W 56-42
*at Utah	W 43-29	*at Memphis	W 26-21
*BYU	W 31-17	*East Carolina	L (3 OT) 48-54
*New Mexico	W 42-28	*at Cincinnati	L 14-47
*at San Diego State	L 7-39	South Florida	
*-MWC game		*Louisville	
		*C-USA game	

reason why we cannot keep great players in this state and city at home. We will do whatever needs to be accomplished to be a champion again."

Prior to his first year at Houston, Dimel was one of only 10 current Division I-A head coaches to have won at least seven games in every year as a coach. He was also just one of 17 head coaches to have never suffered a losing season while at the helm of a Division I-A program, and when it came to winning, he was one of 10 coaches to win at least seven regular season games in each of those three years.

The energetic and personable Dimel was one of the most successful young coaches in the nation through his three seasons at Wyoming. He led the Cowboys to eight wins in two of his three years, and his 23-12 (.657) record ranked as the second-best start of any Wyoming football coach in history.

In 1999 Dimel's Cowboys finished 7-4 in the Mountain West Conference's inaugural season and came within a game of sharing the league championship. The wide-open Cowboy offense averaged 400 yards of total offense and close to 30 points per game during the 1999 season.

A proponent of a high-octane offense and smothering defense, Dimel directed Wyoming to several key wins during his three seasons in Laramie, including 1999 victories against bowl-bound teams Utah (43-29) and BYU (31-17) in back-to-back weekends. Dimel also has defeated Iowa State, Hawaii, Colorado State, Air Force, as well as the Texas trifecta of Rice, SMU and TCU.

His second season at UW ended with his Cowboys ranked No. 25 in the final New York Times computer rankings. The Pokes' highest rankings during the 1998 season were: No. 12 by the New York Times, No. 25 by the USA Today/ESPN coaches' poll and No. 25 by the Associated Press media poll.

In the 1998 campaign, Dimel led the Pokes to an 8-3 overall record and a 6-2 mark in Western Athletic Conference play. Two of the three losses came at the hands of nationally-ranked teams—No. 10 ranked Air Force and No. 14 ranked Georgia. The '98 squad also posted a seven-game winning streak on its way to a second-place

HEAD COACH DANA DIMEL

finish in the Western Athletic Conference Mountain Division. In 1997, Wyoming, posted an 8-5 record in a season that ran for 13 consecutive weeks, the longest in school history.

Dimel has also been part of one of the most successful three-year periods in UW football history. Including Wyoming's 10-2 record in 1996, the Pokes had won at least eight games in each of the past three seasons- that is only the second time in Wyoming history that has been accomplished- the other time being from 1958-60.

Named head coach on Dec. 7, 1996, by Wyoming Athletics Director Lee Moon, Dimel became the 28th head football coach at Wyoming. When he was hired, Dimel was the youngest head coach in NCAA Division I-A football.

Despite his youth, Dimel brought with him an impressive list of accomplishments in his relatively young career. As an assistant coach at Kansas State University of 10 seasons, he helped lead the Wildcats through their most successful era in school history. In fact, Sports Illustrated magazine called Kansas State "the biggest turnaround in college football history."

During Dimel's short time at UW, he brought a hard-nosed defensive style to the Cowboy Football program. In 1997, Wyoming ranked No. 2 in the nation in quarterback sacks, No. 6 in pass defense, No. 17 in scoring defense and No. 23 in total defense. UW followed that up in '98 with a No. 28 national ranking in scoring defense.

Among the players who were key contributors to the resurgent Wyoming defense was 1997 Consensus All-American Brian Lee at free safety. Two other Cowboys also earned All-America recognition in 1997—center Jay Korth and punter Aron Langley were both honorable mention selections.

All total, four Cowboy defenders have earned First-Team All-Conference honors and five have been named Second-Team All-Conference during Dimel's tenure at UW.

Offensively, the '98 campaign saw Wyoming's Marques Brigham rush for 1,114 yards on his way to first-team all-conference honors, and sophomore quarterback Jay Stoner was named second-team all-conference while ranking among the top 40 quarterbacks in the nation in total offense and passing efficiency. In the Dimel era at Wyoming, four Pokes offensive players have garnered first-team all-league accolades, and three have been named to the second team. Two special teams Cowboys have also been named to all-conference squads during his last two seasons.

In addition to the number of Cowboys who've enjoyed success under Dimel's direction, he had an outstanding history of developing players while at Kansas State. During his tenure with the Wildcats, the KSU offense featured All-Americans Chad May at quarterback, Barrett Brooks at offensive tackle, Andre Coleman at wide receiver, Jim Hmielewski at offensive tackle, Kevin Lockett at wide receiver, Matt Miller at quarterback, Quentin Neujahr at center, J.J. Smith at running back and Michael Smith at wide receiver. Quarterback May finished 11th in the 1994 Heisman Trophy balloting. In 1995, Miller set the Big 8 single-season record for most touchdown passes with 22.

The Kansas State offense also had the No. 1 (Lockett) and No. 3 (Michael Smith) leading receivers in the history of the Big 8 Conference during Dimel's tenure in Manhattan.

DIMEL VERSUS THE OPPOSITION

	W	L	T	Points For	Points Against	First Meeting	Last Meeting	Current Streak
Air Force	1	2	0	16	31	1997	1999	W1
Army	2	1	0	101	100	2000	2002	W1
BYU	1	0	0	31	17	1999	1999	W1
Cincinnati	0	3	0	73	124	2000	2002	L3
Colorado#	1	0	0	19	20	1997	1997	W1
Colorado State	1	2	0	47	57	1997	1999	L1
East Carolina	0	2	0	68	116	2000	2002	L2
Fresno State	0	1	0	7	24	1997	1997	L1
Georgia	0	2	0	16	51	1998	2001	L2
Hawai'i	1	0	0	35	6	1997	1997	W1
Idaho	1	0	0	28	13	1999	1999	W1
Iowa State	1	0	0	56	10	1997	1997	W1
UL Lafayette	1	0	0	36	17	2002	2002	W1
UL Monroe	1	0	0	38	20	1999	1999	W1
LSU	0	1	0	13	28	2000	2000	L1
Louisiana Tech	1	0	0	31	19	1998	1998	W1
Louisville	0	2	0	23	66	2000	2001	L2
Memphis	2	1	0	92	103	2000	2002	W1
Montana	1	0	0	28	13	1997	1997	W1
Montana State	1	0	0	17	9	1998	1998	W1
Nevada	1	0	0	34	30	1997	1997	W1
New Mexico	1	0	0	42	28	1999	1999	W1
UNLV	2	1	0	95	83	1997	1999	L1
Ohio State	0	1	0	10	24	1997	1997	L1
Rice	2	2	0	99	85	1998	2002	W1
San Diego State	1	1	0	48	56	1997	1999	L1
San Jose State	1	0	0	30	10	1997	1997	W1
SMU	2	1	0	46	15	1997	2000	W2
South Florida	0	1	0	6	45	2001	2001	L1
Southern Miss	0	2	0	17	64	2000	2001	L2
Tennessee	0	1	0	17	42	1999	1999	L1
Texas	0	3	0	37	142	2000	2002	L3
TCU	1	2	0	68	95	1998	2002	L2
Tulane	0	2	0	36	75	2000	2002	L2
Tulsa	0	1	0	0	35	1998	1998	L1
UAB	0	2	0	55	94	2001	2002	L2
Utah	2	0	0	70	54	1998	1999	W2
Weber State	1	0	0	41	16	1999	1999	W1

Bold Italics indicates 2002 opponent
#-Won by forfeit

As offensive line coach at K-State, he tutored 11 offensive linemen to sign NFL contracts-many are still on NFL rosters. During his three seasons at Wyoming, 12 Cowboys signed NFL contracts.

His first year in Larami, Dimel saw his Cowboys attract the largest crowd in War Memorial Stadium history when 34,745 turned out for the Colorado State game on Oct. 18, 1997. Dimel's Wyoming teams enjoyed great success at home, posting a 14-4 record.

At KSU, Dimel helped lead the Wildcats to the sixth-winningest home record in the nation during the 1990s and the third-best record among Big 12 teams from 1994-96. Season-ticket sales to Kansas State football games rose from 8,000 in 1989 to 34,000 in 1996-third best in the Big 12 Conference.

A two-year letterman as an offensive lineman for the Wildcats in 1985 and '86, he began his college playing career as a defensive tackle in 1984. After suffering an injury two games into the '84 season, he was awarded a medical hardship and played the next two seasons at offensive tackle. Dimel was named to the All-America Strength team as a senior at KSU, and was named K-State's Lifter of the Year in 1986.

He signed with the Minnesota Vikings out of college, attending camp in 1987.

Dimel completed his bachelor's degree in marketing at Kansas State in 1986. Prior to that he earned an associate of arts degree from Hutchinson Community College in Hutchinson, Kan. A native of Columbus, Ohio, he has one son, Winston, who was born on his father's birthday of Oct. 9, 1995. He and his wife, Julie, were married in 1999 at War Memorial Stadium in Wyoming. The couple also has a daughter, Josie.

BREAKING DOWN DIMEL

	Overall				Conference			
	W-L	Pct.	Home	Away	W-L	Pct.	Home	Away
1997	8-5	.615	5-1	3-4	4-4	.500	3-1	1-3
1998	8-3	.727	5-1	3-2	6-2	.750	3-1	3-1
1999	7-4	.636	4-2	3-2	4-3	.571	2-2	2-1
2000	3-8	.273	2-2	1-6	2-5	.286	1-2	1-3
2001	0-11	.000	0-6	0-5	0-7	.000	0-4	0-3
2002	4-6	.400	2-2	2-4	2-5	.286	1-2	1-3
Totals	30-37	.445	18-14	12-23	18-26	.409	10-12	8-14

12-12 (.500) vs. non-conference teams
8-3 (.727) vs. non-conference teams at home
4-9 (.308) vs. non-conference teams on the road
27-30 (.474) on grass
3-7 (.300) on artificial turf
2-1 (.667) in overtime

3-0 (1.000) vs. Big Sky Conference
0-1 (.000) vs. Big 10 Conference
2-3 (.400) vs. Big 12 Conference
3-0 (1.000) vs. Big West Conference
4-17 (.190) vs. Conference USA
2-1 (.667) vs. I-A Independents
4-3 (.571) vs. Mountain West Conference
0-4 (.000) vs. Southeastern Conference
1-0 (1.000) vs. Sun Belt Conference
12-8 (.600) vs. Western Athletic Conference

CONFERENCE USA

PLAYERS OF THE WEEK

Date	Offense
Sept. 2	Gino Guidugli, QB, Cincinnati
Sept. 9	Derrick Nix, RB, Southern Miss
Sept. 16	Derrick Nix, RB, Southern Miss
Sept. 23	DeAngelo Williams, RB, Memphis
Sept. 30	Dave Ragone, QB, Louisville
Oct. 7	Art Brown, RB, East Carolina
Oct. 14	Darrell Hackney, QB, UAB
Oct. 21	Tye Gunn, QB, TCU
Oct. 28	Dave Ragone, QB, Louisville
Nov. 4	J.P. Losman, QB, Tulane
Nov. 11	Lontá Hobbs, RB, TCU
Nov. 18	Joffrey Reynolds, RB, Houston
Nov. 25	
Dec. 2	

Date	Defense
Sept. 2	Hanik Milligan, FS, Houston
Sept. 9	Rod Davis, LB, Southern Miss
Sept. 16	Kelly Hardy, FS, East Carolina
Sept. 23	Blue Adams, CB, Cincinnati
Sept. 30	Antwan Peek, DE, Cincinnati
Oct. 7	Etric Pruitt, FS, Southern Miss
Oct. 14	Chris Moore, LB, East Carolina
Oct. 21	Dewayne White, DL, Louisville
Oct. 28	Etric Pruitt, FS, Southern Miss
Nov. 4	Thurman Pearson, S, UAB
Nov. 11	LaMarcus McDonald, LB, TCU
Nov. 18	Andre Frazier, LB, Cincinnati
Nov. 25	
Dec. 2	

Date	Special Teams
Sept. 2	Nick Brown, K, TCU
Sept. 9	Lynaris Elpheage, KR, Tulane
Sept. 16	Dustin Bell, K, Houston
Sept. 23	Damien Dorsey, PR, Louisville
Sept. 30	Nathan Smith, K, Louisville
Oct. 7	LaTarence Dunbar, KR, TCU
Oct. 14	Seth Marler, K/P, Tulane
Oct. 21	Mark Haulman, P, Southern Miss
Oct. 28	Damien Dorsey, PR, Louisville
Nov. 4	Nick Brown, K, TCU
Nov. 11	Broderick Clark, KR, Louisville
Nov. 18	
Nov. 25	
Dec. 2	

2002 TV SCHEDULE

ESPN			
Mon., Sept. 2	TCU @Cincinnati	3:30 p.m.	
Sat., Sept. 21	Ohio State @Cincinnati	2:30 p.m.	
Thur., Sept. 26	Florida State @Louisville	6:30 p.m.	
Thur., Nov. 14	Louisville @Southern Miss	6:30 p.m.	
Wed., Dec. 25	ConAgra Foods Hawaii Bowl	7 p.m.	
Fri., Dec. 27	Houston Bowl	12:30 p.m.	
Tues., Dec. 31	AXA Liberty Bowl	2:30 p.m.	

ESPN2			
Sun., Sept. 1	Kentucky @Louisville	5 p.m.	
Sat., Sept. 7	Illinois @Southern Miss	11 a.m.	
Sat., Sept. 14	Louisville @Colorado State	8:30 p.m.	
Sat., Sept. 21	Southern Miss @Alabama	6 p.m.	
Tues., Oct. 8	Louisville @Memphis	7 p.m.	
Wed., Oct. 30	Southern Miss @TCU	6:30 p.m.	
Tues., Dec. 17	New Orleans Bowl	6 p.m.	
Wed., Dec. 18	GMAC Bowl	6:30 p.m.	

CBS			
Sat., Dec. 7	*Army vs. Navy	11 a.m.	

ESPN Plus			
Sat., Sept. 28	Texas @Tulane	2:30 p.m.	
Sat., Nov. 9	Air Force @Army	2 p.m.	
Sat., Nov. 9	Southern Miss @UAB	2:30 p.m.	

JEFFERSON PILOT			
Sat., Sept. 7	Memphis @Ole Miss	11:30 a.m.	

All times are listed as Central Time (either Central Daylight or Central Standard)

*-played in East Rutherford, N.J.

CONFERENCE USA 2002 BOWL LINEUPS

For the first time in league history a record five Conference USA teams will head to postseason bowl games. Last season, Louisville not only captured the C-USA championship, but it also defeated BYU 28-10 in the AXA Liberty Bowl. The Cardinals' win was the only victory posted by a C-USA squad in 2001, as East Carolina fell to Marshall in double overtime in the GMAC Bowl, TCU lost an in-state challenge to Texas A&M in the galleryfurniture.com Bowl, and for the second year in a row Cincinnati lost a close one on the Motor City Bowl, falling to Toledo 23-16.

Here is how the games shape up in 2002:

AXA Liberty Bowl: Conference USA is in the fourth year of a five-year deal to send its league champion to the Liberty Bowl in Memphis, Tenn., where it will take on the champion of the Mountain West Conference. This season the contest will be played on New Year's Eve at 2:30 p.m. CST and will be televised by ESPN.

GMAC Bowl: This year's game marks the third version of this up- and-coming postseason bowl, pitting the second selection from C- USA against a selection from the MAC. Slated for December 18, this contest will be televised live on ESPN2 beginning at 6:30 p.m. CST.

Houston Bowl: With a quick name change, this bowl moves to brand- new Reliant Stadium this season and matches Conference USA's third pick with the sixth or seventh selection from the Big 12. This season, this game will take place on December 27 at 12:30 p.m. CST and will be televised by ESPN.

ConAgra Foods Hawaii Bowl: A new bowl on the scene in 2002, this tropical paradise postseason trip on Christmas Day will pit the fourth selection from Conference USA versus a team from the WAC. The game will be televised by ESPN at 7 p.m.

New Orleans Bowl: The fifth and final bowl will be in the Big Easy as Conference USA's fifth selection will go head-to-head with the champion of the Sun Belt Conference. Slated for an ESPN2 broadcast, this contest will be played on Dec. 17 in the Louisiana Superdome with kickoff at 6 p.m.

2002 STANDINGS

	C-USA		Overall	
	W	L	W	L
TCU	5	1	8	1
Louisville	4	2	6	4
Southern Miss	4	2	6	4
Cincinnati	4	2	5	5
UAB	4	2	5	5
East Carolina	3	2	3	6
Tulane	3	4	6	5
<i>Houston</i>	2	5	4	6
Memphis	1	5	2	8
Army	1	6	1	9

This Week

South Florida @Houston
 *Army @Memphis
 Cincinnati @Hawaii
 *TCU @East Carolina
 *UAB @Louisville
 *Southern Miss @Tulane

Next Week (November 30)

*Louisville @Houston
 *UAB @Cincinnati
 *East Carolina @Southern Miss
 *Memphis @TCU

Last Week

*@Cincinnati 47, Houston 14
 *Army 14, @Tulane 10
 *@UAB 36, East Carolina 29
 *Louisville 20, @Southern Miss 17 (2OT)



2001 STANDINGS

	C-USA		Overall	
	W	L	W	L
Louisville	11	2	6	1
Cincinnati	7	5	5	2
East Carolina	6	6	5	2
UAB	6	5	5	2
TCU	6	6	4	3
Southern Miss	6	5	4	3
Memphis	5	6	3	4
Army	3	8	2	5
Tulane	3	9	1	6
<i>Houston</i>	0	7	0	11

2000 STANDINGS

	C-USA		Overall	
	W	L	W	L
Louisville	9	3	6	1
Cincinnati	7	5	5	2
East Carolina	8	4	5	2
Southern Miss	8	4	4	3
UAB	7	4	3	4
Tulane	6	5	3	4
<i>Houston</i>	3	8	2	5
Memphis	4	7	2	5
Army	1	10	1	6

WHAT THEY'RE SAYING ABOUT THE COUGARS

Athlon Sports

Team Rankings

#106 Houston

Predicted Order of Finish

1. Louisville
2. Southern Miss
3. Cincinnati
4. Memphis
5. East Carolina
6. TCU
7. UAB
8. Tulane
9. Army
10. Houston

Preseason All-C-USA Team

C Al James (6-0, 300, Jr.)

Dave Campbell's Texas Football

All Texas College Team

First Team

S Hanik Milligan (6-3, 215, Sr.)

Second Team

RB Joffrey Reynolds (5-0, 218, Sr.)

Predicted Order of Finish

1. Louisville
2. Cincinnati
3. Southern Miss
4. East Carolina
5. TCU
6. Memphis
7. UAB
8. Army
9. Houston
10. Tulane

College Football News.com

Predicted Order of Finish

1. Southern Miss
2. Louisville
3. Cincinnati
4. TCU
5. Memphis
6. East Carolina
- Tulane
- UAB
9. Houston
10. Army

Positions Rankings in C-USA

- #2 Wide Receivers (#22)
- #4 Offensive Line (#40)
- #6 Secondary (#72)
- #9 Running Backs (#84)
- #8 Linebackers (#90)
- #10 Special Teams (#104)
- #10 Defensive Line (#115)
- #8 Quarterbacks (#95)

— national rankings in parentheses

THE LAST TIME

By An Individual

Scored on a Kickoff Return

Houston: 92 yards, Mike Smith vs. North Texas, 10/24/98
Opponent: 96 yards, LaTarence Dunbar (TCU), 10/5/02

Scored on a Punt Return

Houston: 87 yards, Charles West vs. S. Miss, 11/9/96
Opponent: 52 yards, Anthony Floyd, Louisville, 11/10/01

Scored on an Interception Return

Houston: 35 yards, Jason Parker vs. Cincinnati, 10/20/01
Opponent: 43 yards, Kenneth Hillard (TCU), 10/5/02

Scored on a Fumble Return

Houston: 66 yards, Ahmad Charles vs. Rice, 9/4/99
Opponent: 21 yards, Antwan Peek (Cincinnati), 11/16/02

Safety Recorded

Houston: at Texas, 10/24/92
Opponent: North Carolina, 10/16/99

Ran for 50 Yards (from scrimmage)

Houston: 72 (TD), Joffrey Reynolds vs. East Carolina, 11/9/02
Opponent: 80 (TD), Corey Connally (TCU), 9/29/01

Completed a 50-Yard Pass

Houston: 65, Nick Eddy to Brian Robinson vs. East Carolina, 11/9/02
Opponent: 53, Cino Guidugli to Derick Ross (Cincinnati), 11/16/02

Rushed for 100 Yards

Houston: 300, Joffrey Reynolds vs. ECU, 11/9/02 (41 carries)
Opponent: 132, Art Brown (ECU), 11/9/02 (27 carries)

Passed for 300 Yards

Houston: 331, Nick Eddy vs. Memphis 10/31/01 (28-42, 2 TD)
Opponent: 369, Paul Troth (East Carolina), 11/9/02 (22-33, 3 TD)

Passed for 400 Yards

Houston: 401, Chuck Clements vs. TCU, 10/7/95 (35-48 2 TD)
Opponent: 474, Paul Justin (ASU), 12/1/90 (34-63, 2 TD)

Caught for 100 Yards

Houston: 122, Brian Robinson vs. ECU, 11/9/02 (3 rec.)
Opponent: 107, Richard Alston (ECU), 11/9/02 (4 rec.)

100-Yards Receiving by Two Players

Houston: Middleton (117) & Iglesias (100) vs. Texas, 9/22/01
Opponent: Jones (143) & Burnette (166), Tulane, 11/6/99

Caught for 200 Yards

Houston: 218, Manny Hazard vs. Texas, 11/11/89 (19 rec.)
Opponent: 251, Rodney Blackshear (Texas Tech), 11/30/91 (5)

Blocked a Punt

Houston: Chad Davis vs. South Florida, 11/3/01
Opponent: Jeff Vanover (Rice), 9/2/00

Blocked a Field Goal

Houston: Jesse Sowell at TCU, 10/5/02
Opponent: Kalen Thornton (Texas), 9/22/01

Blocked an Extra Point

Houston: Bryan Hill vs. TCU, 9/29/01
Opponent: Boris Penchion (Memphis), 11/2/02

By a Team

Earned 25 First Downs

Houston: 25 vs. Army, 10/19/02
Opponent: 27 by East Carolina, 11/9/02

Earned 30 First Downs

Houston: 31 vs. Memphis, 10/3/98
Opponent: 31 by Tulane 11/6/99

Rushed for 300 Yards

Houston: 329 vs. East Carolina, 11/9/02
Opponent: 354 by Rice, 9/1/01

Rushed for 400 Yards

Houston: 496 vs. Louisville, 9/28/85
Opponent: 433 by LSU, 9/7/96

Passed for 400 Yards

Houston: 417 vs. TCU, 10/7/95
Opponent: 440 by East Carolina, 11/9/02

Earned 500 Yards in Total Offense

Houston: 530 vs. East Carolina, 11/9/02
Opponent: 598 by East Carolina, 11/9/02

Earned 600 Yards in Total Offense

Houston: 776 vs. Rice, 11/28/92
Opponent: 601 by LSU, 9/7/96

Scored 40 Points

Houston: 48 vs. East Carolina, 11/9/02
Opponent: 47 by Cincinnati, 11/16/02

Scored 50 Points

Houston: 56 vs. Army, 10/19/02
Opponent: 54 by East Carolina, 11/9/02

Earned Less than 10 First Downs

Houston: 8 vs. Texas, 9/21/02
Opponent: 8 by North Carolina, 10/16/99

Earned Less than 100 Yards Rushing

Houston: 92 at Cincinnati, 11/16/02
Opponent: 88 by Memphis, 11/2/02

Earned Less than 100 Yards Passing

Houston: 76 vs. Tulane, 11/6/99
Opponent: 89 by TCU, 9/29/01

Earned Less than 200 Yards Total Offense

Houston: 152 vs. Texas, 9/21/02
Opponent: 126 by North Carolina, 10/16/99

Made a Two-Point Conversion

Houston: vs. East Carolina, 11/9/02 (rush)
Opponent: by TCU, 9/29/01 (pass)

Shutout at Houston

Houston: UL Lafayette, 9/18/99 (45-0)
Opponent: Missouri, 9/17/94 (16-0)

Shutout on Road

Houston: Rice, 12/2/89 (64-0)
Opponent: Texas, 9/23/00 (48-0)

Played an Overtime Game

East Carolina (54) at Houston (48), 3OT, 11/9/02

WHAT THEY'RE SAYING ABOUT THE COUGARS

Lindy's

Projected Order of Finish

1. Louisville
2. Southern Miss
3. Cincinnati
4. TCU
5. East Carolina
6. UAB
7. Memphis
8. Houston
9. Tulane
10. Army

Preseason All C-USA Team

First Team

- C Al James (6-0, 300, Jr.)
 S Hanik Milligan (6-3, 215, Sr.)
- Second Team
 WR Brian Robinson (6-4, 210, Sr.)
 OL Rex Hadnot (6-2, 310, Jr.)

Team Rankings

- #102 Houston

The Sporting News

National Team Ranking

- # 97 Houston

National Position Ranking

- Free Safeties
 #19 Hanik Milligan

Predicted of Finish

1. Louisville
2. Southern Miss
3. TCU
4. Cincinnati
5. Memphis
6. East Carolina
7. Tulane
8. Houston
9. UAB
10. Army

Recruiting in Conference USA

- #2 Houston

Phil Steele's

College Football Preview

Predicted Order of Finish

1. Louisville
2. Southern Miss
3. East Carolina
4. TCU
5. Cincinnati
6. Memphis
7. Tulane
8. Army
9. Houston
10. UAB

GAME-BY-GAME STATS

Rushing (Att-Yards-TD-Long)

Game	Reynolds	Evans	Battle	Feathers	Hillman	Nealy	C. Robertson
Rice	28-155-1-16	17-55-0-18	DNP	0-0-0-0	DNP-Inj.	14-99-1-23	DNP-Inj.
Tulane	29-143-0-15	7-32-1-14	DNP	0-0-0-0	DNP	9-46-0-14	DNP-Inj.
UL Lafayette	17-114-1-34	6-17-0-5	DNP	2-7-0-4	3-14-0-7	8-42-1-21	DNP-Inj.
Texas	13-38-0-7	1-(-1)-0-0	DNP	1-3-0-3	1-0-0-0	5-3-0-8	DNP-Inj.
TCU	15-44-0-11	0-0-0-0	DNP	2-6-0-6	DNP-Inj.	DNP-Inj.	4-10-0-4
UAB	26-148-1-40	0-0-0-0	DNP	0-0-0-0	DNP-Inj.	DNP-Inj.	7-21-1-6
Army	29-197-2-29	0-0-0-0	DNP	0-0-0-0	DNP-Inj.	DNP-Inj.	16-92-1-56
Memphis	27-122-1-13	0-0-0-0	DNP	2-3-0-2	DNP-Inj.	DNP-Inj.	15-59-0-9
East Carolina	41-300-4-72	11-30-0-10	DNP	0-0-0-0	DNP-Inj.	DNP-Inj.	DNP-Inj.
Cincinnati	28-76-1-31	9-31-1-22	DNP	0-0-0-0	DNP-Inj.	DNP-Inj.	DNP-Inj.
South Florida							
Louisville							

Passing (Att-Comp-INT-Yards-TD-Long)

Game	Eddy	Nealy	Botts	Bassler
Rice	DNP	15-11-10-161-1-48	Did not play QB	DNP
Tulane	1-0-0-0-0-0	38-19-3-181-0-17	Did not play QB	DNP
UL Lafayette	3-0-0-0-0-0	24-11-0-182-2-55	0-0-0-0-0-0	0-0-0-0-0-0
Texas	20-10-1-103-0-26	7-4-1-18-0-9	Did not play QB	DNP
TCU	43-18-2-217-2-44	DNP-Inj.	3-2-0-25-0-28	Did not play QB
UAB	31-15-2-286-2-77	DNP-Inj.	Did not play QB	Did not play QB
Army	24-18-1-266-3-53	DNP-Inj.	Did not play QB	Did not play QB
Memphis	23-15-2-210-2-48	DNP-Inj.	DNP	Did not play QB
East Carolina	22-8-0-201-2-65	DNP-Inj.	DNP	Did not play QB
Cincinnati	23-10-3-12-0-29	DNP-Inj.	5-3-0-49-0-18	Did not play QB
South Florida				
Louisville				

Receiving (Rec-Yards-TD-Long)

Game	Bell	B.Rob	B.Mid	Reynolds	Clark	Hopkins	Tyson	McCard.	Pritchett	Evans
Rice	3-29-0-16	0-0-0-0	1-42-0-42	1-3-0-3	2-20-0-15	0-0-0-0	1-48-0-48	0-0-0-0	1-14-0-14	2-5-0-4
Tulane	4-39-0-15	3-40-0-17	2-26-0-14	2-10-0-9	4-32-0-13	0-0-0-0	1-13-0-13	0-0-0-0	0-0-0-0	0-0-0-0
UL Lafayette	0-0-0-0	3-42-0-15	3-78-1-55	1-(-1)-0-0	1-11-0-11	0-0-0-0	2-22-1-13	0-0-0-0	1-30-0-30	0-0-0-0
Texas	5-67-0-26	2-16-0-9	2-25-0-13	3-4-0-2	1-4-0-4	0-0-0-0	0-0-0-0	1-5-0-5	0-0-0-0	0-0-0-0
TCU	3-66-1-28	4-62-0-22	1-44-0-44	3-6-0-4	2-15-0-9	1-10-0-10	0-0-0-0	0-0-0-0	0-0-0-0	0-0-0-0
UAB	4-45-0-32	2-17-0-16	2-46-0-33	0-0-0-0	DNP-Inj.	0-0-0-0	2-129-0-77	1-6-0-6	0-0-0-0	0-0-0-0
Army	2-36-1-29	2-23-0-17	2-78-0-53	0-0-0-0	DNP-Inj.	0-0-0-0	3-51-0-29	2-14-0-8	1-6-0-6	0-0-0-0
Memphis	3-6-0-5	2-22-0-12	3-93-1-40	0-0-0-0	0-0-0-0	1-2-0-2	0-0-0-0	1-6-0-6	1-6-0-6	0-0-0-0
East Carolina	1-8-0-8	3-122-1-65	1-24-0-24	0-0-0-0	0-0-0-0	0-0-0-0	1-13-0-13	1-22-0-22	1-12-0-12	0-0-0-0
Cincinnati	4-49-0-29	1-16-0-16	4-78-0-28	2-25-0-17	0-0-0-0	1-15-0-15	0-0-0-0	0-0-0-0	0-0-0-0	0-0-0-0
South Florida										
Louisville										

Defensive (Solo Tackles-Total Tackles)

Player	Rice	Tulane	ULL	Texas	TCU	UAB	Army	Memph.	ECU	Cincy	USF	Louis.
Adelekan, DL	INJ	1-1	2-3	3-3	1-1	1-3	1-3	2-3	3-3			
Bentley, DL	1-1	2-4	1-2	2-3	3-4	2-2	1-2	3-4	1-5			
Braxton, LB	4-7	4-8	6-8	7-9	2-2	1-1	1-2	1-1	0-1			
Carr, DL	0-0	0-1	0-0	1-2	DNP	DNP	DNP	DNP	DNP			
Clay, DL	1-3	2-4	3-3	2-3	1-5	3-4	4-4	0-1	INJ			
Cola, CB	8-9	3-0	1-1	6-7	6-7	2-3	INJ	0-0	7-8			
C. Davis, S	0-0	0-0	0-0	2-2	1-2	1-1	1-1	0-0	0-0			
Ju. Davis, LB	2-5	0-1	1-2	5-5	1-1	INJ	INJ	INJ	0-1			
Everson, LB	0-0	1-2	0-1	6-8	4-5	6-11	5-6	5-6	1-1			
L. Gaston, S	1-1	0-0	0-1	1-1	0-0	1-3	0-0	3-3	1-2			
Goss, DL	1-1	1-1	0-0	1-2	DNP	0-0	DNP	DNP	0-0			
Griffith, LB	0-0	0-0	0-0	0-0	0-0	1-1	0-1	2-2	1-1			
Gulley, S	0-0	0-0	0-0	0-0	1-1	0-0	1-1	1-1	0-0			
Hill, DT	0-2	2-0	0-5	0-1	1-2	1-2	0-1	1-2	2-6			
Holte, S	0-0	0-0	1-1	2-2	0-0	0-0	5-6	1-1	1-2			
Huffman, DL	3-4	1-1	1-4	1-3	1-2	7-10	1-1	3-4	0-0			
Jackson, DL	0-0	DNP	0-1	DNP	DNP	DNP	DNP	2-3	2-2			
Lane, DL	1-1	0-0	4-6	0-2	2-2	1-2	1-3	0-3	1-3			
Lee, DL	1-1	4-5	0-2	1-1	3-7	0-3	0-1	0-0	2-4			
Malone, CB	3-7	5-6	4-5	7-8	4-5	3-6	1-2	5-6	3-7			
McGowan, DL	DNP	DNP	1-1	1-1	2-3	0-1	1-1	0-0	0-1			
Medlock, S	0-1	0-0	2-3	1-1	0-0	0-1	3-3	0-0	0-1			
Milligan, S	8-15	3-10	4-12	8-16	7-14	5-11	9-13	5-14	11-17			
Pope, CB	0-0	0-0	1-1	2-2	1-2	2-3	3-6	2-2	3-3			
Reid, CB	2-2	0-0	1-1	INJ	0-0	0-1	1-2	0-0	1-1			
Richard, DL	0-0	DNP	0-0	DNP	0-0	0-0	0-0	0-0	0-0			
T. Robertson, S	DNP	DNP	0-0	DNP	DNP	0-0	DNP	DNP	0-0			
Routt, CB	1-1	1-1	0-0	0-0	1-2	4-4	0-0	DNP	0-0			
Schirmer, LB	0-0	0-0	1-2	1-1	4-6	1-4	2-5	1-5	2-4			
Sowells, S	3-6	5-9	4-9	4-8	5-8	1-5	3-6	7-10	4-11			
West, LB	0-1	0-1	1-2	1-3	4-5	6-7	7-11	2-3	6-7			
Woodard, S	3-7	4-5	4-6	6-8	3-5	5-7	1-2	5-7	5-6			

STARTING LINEUPS

Offense	WR	WR	LT	LG	C	RG	RT	TE	WR	QB	RB
Rice	Robinson	Middleton	Redding	Hadnot	James	Wheeler	Williams	Pritchett	Clark (TE)	Nealy	Reynolds
Tulane	Robinson	Middleton	Redding	Hadnot	James	Wheeler	Williams	Pritchett	Feathers (FB)	Nealy	Reynolds
ULL	Robinson	Middleton	Redding	Hadnot	James	Wheeler	Williams	Pritchett	Clark (TE)	Nealy	Reynolds
Texas	Robinson	Middleton	Green	Hadnot	James	Wheeler	Williams	Pritchett	Feathers (FB)	Nealy	Reynolds
TCU	Robinson	Middleton	Redding	Hadnot	James	Wheeler	Williams	Clark (WR)	Bell	Eddy	Reynolds
UAB	Robinson	Middleton	Redding	Hadnot	James	Wheeler	Williams	Mattox	Cucci (TE)	Eddy	Reynolds
Army	Robinson	Middleton	Redding	Hadnot	James	Wheeler	Williams	Mattox	Feathers (FB)	Eddy	Reynolds
Memphis	Robinson	Middleton	Redding	Swan	Hadnot	Wheeler	Williams	Mattox	Cucci (TE)	Eddy	Reynolds
E. Carolina	Robinson	Middleton	Redding	Swan	Hadnot	Wheeler	Williams	Mattox	Pritchett (TE)	Eddy	Reynolds
Cincinnati	Bell	Middleton	Redding	Swan	Hadnot	Wheeler	Williams	Pritchett	Clark (TE)	Eddy	Reynolds
S. Florida											
Louisville											

Defense	LE	LT	RT	RE	WLB	MLB	CB	CB	SS	FS	WS
Rice	Clay	Lane	Hill	Lee	Braxton	Ju. Davis	Cola	Malone	Sowells	Milligan	Woodard
Tulane	Gaston (DB)	Lane	Carr	Lee	Braxton	Ju. Davis	Cola	Malone	Sowells	Milligan	Woodard
ULL	Clay	Lane	Hill	Lee	Braxton	Ju. Davis	Cola	Malone	Sowells	Milligan	Woodard
Texas	Clay	Lane	Hill	Lee	Braxton	Ju. Davis	Cola	Malone	Sowells	Milligan	Woodard
TCU	Clay	Lane	Bentley	Lee	Braxton	Ju. Davis	Cola	Malone	Sowells	Milligan	Woodard
UAB	Clay	Lane	Bentley	Lee	Braxton	West	Cola	Malone	Sowells	Milligan	Woodard
Army	Clay	Lane	Bentley	Lee	Braxton	West	Reid	Malone	Sowells	Milligan	Woodard
Memphis	Clay	Lane	Bentley	Lee	Braxton	West	Reid	Malone	Sowells	Milligan	Woodard
E. Carolina	Huffman	Lane	Bentley	Lee	Braxton	West	Cola	Malone	Sowells	Milligan	Woodard
Cincinnati	Lee	Lane	Hill	Adelekan	Braxton	West	Reid	Malone	Sowells	Milligan	Woodard
S. Florida											
Louisville											

Note—The following players missed games with injuries: C. Robertson (6, knee), Adelekan (1, abdomen), Tillman (8, head), Ch. Francis (2, infection), Redding (1, ankle), Reid (1, ankle), Nealy (6, knee), Ju. Davis (3, knee), Clark (2, collapsed lung), Cola (1, hamstring), James (3, knee), Clay (2, knee), Green (1, foot).

2002 GAME-BY-GAME TEAM STATS

Game	Score	First Downs T-R-Pa-Pn	Rushing A-Yds-TD	Passing A-C-I-Yds-TD	Total Off. Att/Yds	Punting No/Avg.	Fum No-L	Penalty No/Yds	Thirld Downs	Time Poss.
Houston	24	23-16-6-1	60-305-2	15-11-0-161-1	75/466	4/34.5	3-3	9/73	7-14	38:43
Rice	10	18-11-5-2	37-188-1	27-8-0-84-0	64/272	6/45.2	3-2	5/34	2-12	21:17
Tulane	34	15-4-10-1	29-80-0	25-14-1-208-2	54/288	2/40.5	5-4	6/30	3-10	21:46
Houston	13	24-13-11-0	47-206-1	39-19-3-181-0	86/387	3/40.3	6-4	8/65	5-14	38:14
UL Lafayette	17	20-5-11-4	25-78-1	46-23-1-284-1	71/362	4/44.5	2-2	11/89	7-16	31:09
Houston	36	22-10-10-2	43-199-2	27-10-0-182-2	70/381	3/43.3	3-2	8/81	5-14	28:51
Houston	11	8-1-6-1	23-31-1	27-14-2-121-0	50/152	9/34.8	1-0	4/30	1-12	20:17
Texas	41	27-15-11-1	52-233-2	33-22-1-244-2	85/477	4/40.0	3-2	8/85	10-17	39:43
Houston	17	15-2-12-1	27-27-0	46-20-2-242-2	73/269	8/44.8	3-3	13/80	9-20	27:00
TCU	34	19-9-8-2	48-201-1	26-15-2-172-1	74/373	5/35.4	2-1	6/48	5-15	33:00
Houston	34	16-7-8-1	41-191-3	31-15-2-286-2	72/477	5/38.4	2-1	6/51	7-15	28:56
UAB	51	20-5-12-3	40-77-3	34-18-0-329-3	74/406	6/37.0	2-0	8/63	7-17	31:04
Army	42	18-5-12-1	35-106-2	33-17-1-353-4	68/459	6/34.5	1-0	4/40	8-15	39:57
Houston	56	25-12-12-1	50-280-5	24-18-1-266-3	74/546	2/45.0	2-1	3/41	8-12	30:03
Houston	26	21-12-8-1	49-179-2	23-15-2-210-2	72/389	6/38.8	2-0	3/25	7-15	32:43
Memphis	21	22-8-14-0	31-88-1	44-24-1-342-2	75/430	6/36.0	1-1	1/12	3-13	27:17
East Carolina	54	27-7-18-2	43-158-4	37-25-1-440-3	80/598	5/47.2	1-0	4-35	5-16	27:13
Houston	48	19-12-7-0	53-329-4	22-8-0-201-2	75/530	7/42.3	2-2	10-95	7-17	32:47
Houston	14	18-8-9-1	47-92-2	28-13-3-201-0	75/293	4/32.3	6-1	3-35	11-18	32:26
Cincinnati	47	21-10-11-0	42-205-2	26-16-1-287-3	68/492	2/30.0	3-0	7-91	9-14	27:34

South Florida
Houston

Louisville
Houston

WHAT THEY'RE SAYING ABOUT THE COUGARS

Preseason All-C-USA

Second Team
C Al James (6-0, 300, Jr.)
OT Rufus Williams (6-5, 300, Sr.)
LB Damien West (6-1, 245, So.)
S Hanik Milligan (6-3, 215, Sr.)

Third Team
RB Anthony Evans (5-10, 210, Fr.)
TE Matt Mattox (6-4, 255, Jr.)

Fourth Team
WR Brian Robinson (6-4, 210, Sr.)

2002 Frosh Recruiting Ratings #61 Houston

Street & Smith's College Football

Honorable Mention All-America
OL Rex Hadnot (6-2, 310, Jr.)
S Hanik Milligan (6-3, 215, Sr.)
S Jermain Woodard (6-0, 205, So.)

Preseason All-C-USA Team
S Hanik Milligan (6-3, 215, Sr.)

Predicted Order of Finish

1. Louisville
2. Southern Miss
3. Cincinnati
4. TCU
5. Memphis
6. East Carolina
7. UAB
8. Houston
9. Army
10. Tulane

Conference USA Head Coaches

Predicted Order of Finish

Rank	Team	Pts.
1.	Louisville (7)	96
2.	Southern Miss (3)	91
3.	East Carolina	71
4.	TCU	68
5.	Cincinnati	65
6.	Memphis	48
7.	UAB	42
8.	Tulane	28
9.	Houston	24
10.	Army	17

Preseason All-C-USA Team
S Hanik Milligan (6-3, 215, Sr.)

2002 GAME RECAPS

UH 24, RICE 10

For the 29th time in Houston and Rice met on the football field, but there was more at stake than the Bayou Bucket. Coming off the first winless season in UH history, the Cougars were riding a 15-game losing streak into the inner city battle with the Owls, desperately needing a victory to not only break the streak, but to also return the trophy back to Cullen Boulevard.

Houston's hopes rested in the arms and legs of redshirt freshman quarterback Barrick Nealy, who became the first first-season signal-caller to start an opener in the Cougar record books. He did not disappoint.

The athletic Nealy passed for 161 yards and rushed for an additional 99, leading the Cougars to an impressive 24-10 win over arch-rival Rice. Nealy led the Cougars on a 11 play, 80-yard scoring drive to start the game, as senior running back Joffrey capped the drive with a four-yard run off tackle. Reynolds finished the evening with 155 yards rushing-his sixth 100-yard rushing performance of his career.

In the second quarter the Cougars scored behind Nealy's arm, as he hit junior wide receiver Brandon Middleton in a stride from 42 yards away, which culminated a 10-play, 97-yard drive after an Owl turnover deep in Houston territory.

After an exchange of field goals in the third quarter, the Cougars put the game out of reach, this time on Nealy's legs. After recovering a fumble Owl punt, the Cougars struck quickly to paydirt two plays later, as Nealy kept on the option and weaved his way for a 23-yard touchdown.

The Cougars rushed for 305 yards on the afternoon, while holding the potent Owl triple option to just 188 yards on the ground-nearly 100 yards less than their 2001 average.

Game 1 Rice Stadium Houston, Texas August 31, 2002

	1	2	3	4	Final
Houston	7	7	3	7	24
Rice	0	0	3	7	10

UH-Joffrey Reynolds 4 run (Dustin Bell kick), 1Q:9:43
UH-Brandon Middleton 42 pass from Barrick Nealy (Bell kick), 2Q:9:39
RU-Brian Lankley 39 FG, 3Q:11:56
UH-Bell 41 FG, 3Q:4:48
UH-Nealy 23 run (Bell kick), 4Q:11:23
RU-Ronnie Beck 9 run (Lantry kick), 4Q:8:53

TEAM STATISTICS

	Houston	Rice
First Downs	23 (16-6-1)	18 (11-5-2)
Rushes - Yards	60-305	37-188
Comp-Att-Int	11-15-0	8-20
Passing Yards	161	84
Punts-Average	4-34.5	6-45.2
Fumbles-Lost	3-3	3-2
Third Down Conv.	7-14	2-12
Penalties	9-73	5-34
TOP	38:43	21:17

INDIVIDUAL STATISTICS

Rushing
UH: Reynolds 28-155, Nealy 14-99, Evans 17-55, Team 1-(4). RU: Beck 11-67, White 5-49, Hawkins 7-32, Harm 11-30, Henderson 2-9, Hatfield 1-1.
Passing
UH: Nealy 11-15-0-161. RU: Henderson 3-15-0-39, Hem 5-12-0-45
Receiving
UH: Bell 3-29, Clark 2-20, Evans 2-5, Tyson 1-48, Middleton 1-42, Pritchett 1-14, Reynolds 1-3. RU: Bartle 2-26, Hatfield 2-13, Boothe 1-21, Thompson 1-12, Bailey 1-11, White 1-1.

TULANE 34, UH 13

UH running back Joffrey Reynolds rushed for more than 100 yards in his second straight game to open the season, but seven turnovers led to 17 Tulane points as the Green Wave opened its Conference USA season with a 34-13 win over the Cougars at John O'Quinn Field at Robertson Stadium.

After racking up 155 yards at Rice in the season opener, Reynolds continued his torrid pace with 143 yards on 29 carries to lead the Cougars. It was the seventh time in his UH career that he rushed for triple digits.

After falling behind 7-3 at the halftime break, UH came out of the locker room and took a 10-7 lead on Anthony Evans' 14-yard scamper into the end zone early in the third quarter. Tulane regained the lead on J.P.Losman's 28-yard scoring toss to Roydel William midway through the third period and then took advantage of a key UH turnover to take control of the game.

With the Cougars driving deep in Tulane territory, Reynolds fumbled at the Green Wave 5, and defensive lineman Floyd Dorsey scooped up the loose ball and raced 95 yards for a 21-10 Tulane lead.

Tulane would push its advantage early in the fourth period on consecutive field goals from Seth Marler.

Making the second start of his UH career and his first in front of the hometown fans, quarterback Barrick Nealy threw for 181 yards on 19-of-38 passing but was picked off three times. The Cougar offense also fell victim to four lost fumbles.

The seven total turnovers by the Cougars were the most since UH coughed the ball up seven times in a 58-7 loss to Texas Tech in San Antonio on Nov. 20, 1993.

Game 2 "The Quinn" Houston, Texas September 7, 2002

	1	2	3	4	Final
Tulane	7	0	14	13	34
Houston	0	3	7	3	13

TU-Chris Bush 37 pass from J.P. Losman (Seth Marler kick), 1Q:5:04
UH-Dustin Bell 37 FG, 2Q:0:00
UH-Anthony Evans 14 run (Bell kick), 3Q:10:11
TU-Roydel William 28 pass from Losman (Marler kick), 3Q:8:22
TU-Floyd Dorsey 95 fumble return (Marler kick), 3Q:0:58
TU-Marler 23 FG, 4Q:13:05
TU-Marler 44 FG, 4Q:10:18
UH-Bell 27 FG, 4Q:4:06
TU-Lynaris Elphage 42 kickoff return (Marler kick), 4Q:3:56

TEAM STATISTICS

	Tulane	Houston
First Downs	15 (4-10-1)	24 (13-11-0)
Rushes - Yards	29-80	47-206
Comp-Att-Int	14-25-1	19-39-3
Passing Yards	208	181
Punts-Average	2-40.5	3-40.3
Fumbles-Lost	5-4	6-4
Third Down Conv.	3-10	5-14
Penalties-Yards	6-30	8-65
TOP	21:46	38:14

INDIVIDUAL STATISTICS

Rushing
TU: Moore 19-90, Fontanetta 1-9, Smith 1-8, Coleman 1-(1), Team 1-(2), Marler 1-(10), Losman 5-(14). UH: Reynolds 29-143, Nealy 9-46, Evans 7-32, Francis 1-4, McClary 1-(19).
Passing
TU: Losman 14-25-1-208. UH: Nealy 19-38-3-181, Eddy 0-3-0-0.
Receiving
TU: Williams 3-51, Moore 3-43, Bush 2-49, Durr 2-25, Narcisse 2-15, Shelvin 1-13, Smith 1-12. UH: Bell 4-39, Clark 4-32, Robinson 3-40, Middleton 2-26, Reynolds 2-10, Tyson 1-13, Francis 1-1, Cuzzell 1-6, Feathers 1-4.

UH 36, UL LAFAYETTE 17

For the third straight week, the Cougar offense rode the powerful legs of senior Joffrey Reynolds as the senior from Tyler, Texas, topped the 100-yard plateau for the third consecutive game, rushing for 114 yards and one score in leading Houston to a convincing 36-17 win over visiting Louisiana-Lafayette at John O'Quinn Field at Robertson Stadium.

Redshirt freshman Barrick Nealy returned to the form that led the Cougars to an opening win over Rice, throwing for a career-high 182 yards and two touchdowns while rushing for an additional 42 yards and a score.

Houston jumped out to a 12-0 lead behind two Dustin Bell field goals and Nealy's two-yard touchdown run. After the Cajuns countered with a 38-yard field goal from Sean Comiskey with 1:20 left to play in the first half, the Cougars were not done with their scoring. In a seven-play, 61-yard drive, Nealy hit John Tyson from 13 yards out with just three seconds to play, and the Cougars carried the momentum into the locker room.

UH slowly began to put the game away in the third quarter, as Nealy engineered two drives for scores. With the opening kick of the second half, the Cougars marched 46 yards in 11 plays, and Bell connected on his third three-pointer of the game to give UH a 22-3 lead. After a ULL punt, the Cougars struck quickly as Nealy found Brandon Middleton behind the Cajun secondary for a 55-yard touchdown.

Houston put the game out of reach early in the fourth period when Reynolds capped a 13-play, 82-yard drive by plunging over from the one-yard line on fourth down.

Game 3 "The Quinn" Houston, Texas September 14, 2002

	1	2	3	4	Final
UL Lafayette	0	3	7	7	17
Houston	9	10	10	7	36

UH-Dustin Bell 44 FG, 1Q:10:02
UH-Barrick Nealy 2 run (kick blocked), 1Q:1:28
UH-Bell 37 FG, 2Q:14:54
ULL-Sean Comiskey 38 FG, 2Q:1:20
UH-John Tyson 13 pass from Nealy (Bell kick), 2Q:0:03
UH-Bell 43 FG, 3Q:11:14
UH-Brandon Middleton 55 pass from Nealy (Bell kick), 3Q:6:12
ULL-Jerome Coleman 5 run (Comiskey kick), 3Q:1:53
UH-Joffrey Reynolds 1 run (Bell kick), 4Q:11:26
ULL-Fred Stamps 78 pass from Jon Van Cleave, 4Q:3:52

TEAM STATISTICS

	UL Lafayette	Houston
First Downs	20 (5-22-4)	22 (10-10-2)
Rushes - Yards	25-78	43-199
Comp-Att-Int	23-46-1	11-27-0
Passing Yards	284	182
Punts-Average	4-44.5	3-43.3
Fumbles-Lost	2-2	3-2
Third Down Conv.	7-16	5-14
Penalties-Yards	11-89	8-81
TOP	31:09	28:51

INDIVIDUAL STATISTICS

Rushing
ULL: Coleman 14-59, Van Cleave 8-15, Stamps 1-4, Johnson 1-0, Stein 1-0. UH: Reynolds 17-114, Nealy 8-42, Evans 6-17, Tilman 3-14, Eddy 1-2, Feathers 2-7, Team 1-(1), Botts 3-(3), Bessler 1-(3).
Passing
ULL: Van Cleave 23-46-1-284. UH: Nealy 11-24-0-182, Eddy 0-3-0-0.
Receiving
ULL: Stamps 4-139, Dugas 4-55, Coleman 4-17, George 3-21, Joerg 2-31, Williams 2-16, Stein 2-1, Sappery 1-7, Johnson 1-(3). UH: Middleton 3-78, Robinson 3-42, Tyson 2-22, Pritchett 1-30, Clark 1-11, Reynolds 1-(1).

2002 GAME RECAPS

#3 TEXAS 41, UH 11

The third ranked Texas Longhorns proved their mettle, dashing early hopes of an upset by the upstart Houston Cougars, eventually winning over their former Southwest Conference rival, 41-11.

The Longhorns jumped out to a 14-0 first quarter lead, as UT senior quarterback Chris Simms led the Horns on two drives in less than eight minutes. After the Cougars punted after their first series of the game, the Longhorns drove 81 yards in nine plays, with Simms capping the drive with a 25-yard touchdown pass to wide receiver Roy Williams.

Texas came right back after another UH punt, using some trickery to hit paydirt. After the Cougars stopped the Horns on third-and-three from the 24, UT lined up for what appeared to be a 41-yard field goal by Dusty Magnum. Instead, holder Beau Trahan took the snap and ran right through the UH field goal block unit for an easy UT score.

The cougars put points on the board at the 10:01 mark of the second quarter, as sophomore Dustin Bell connected from 42- yards out - his seventh straight field goal to begin the season - to cut the lead to 14-3. The drive was set up by a 57-yard interception by senior cornerback Victor Malone.

That would be as close as the Cougars would get all evening, as Texas pretty much put the game away with a 17 point explosion in the final minute-and-half of the first stanza.

Putting the final first half nail in the coffin, the Longhorns scored again right before intermission, as Magnum connected from 44 yards out.

Game 4 Memorial Stadium Austin, Texas September 21, 2002

	1	2	3	4	Final
Houston	0	3	0	8	11
Texas	14	17	0	10	41

UT-Roy Williams 25 pass from Chris Simms (Dusty Magnum kick), 1Q-9:01
 UT-Beau Trahan 24 run (Magnum kick), 1Q-1:52
 UH-Dustin Bell 42 FG, 2Q-10:01
 UT-Cedric Benson 1 run (Magnum kick), 2Q-1:42
 UT-Stan Thomas 25 pass from Simms (Magnum kick), 2Q-1:08
 UT-Magnum 44 FG, 2Q-0:00
 UH-Nick Eddy 1 run (Brandon Middleton pass from Eddy), 4Q-14:10
 UT-Magnum 35 FG, 4Q-6:01
 UT-Michael Huff 27 interception return (Matt McFadden kick), 4Q-5:48

TEAM STATISTICS

	Houston	Texas
First Downs	8(1-6-1)	27(15-11-1)
Rushes - Yards	23-31	52-233
Comp-Att-Int	14-27-2	22-33-1
Passing Yards	121	244
Punts-Average	9-34.8	4-40.00
Fumbles-Lost	1-0	3-2
Third Down Conv.	1-12	10-17
Penalties-Yards	4-30	8-85
TOP	20:17	39:43

INDIVIDUAL STATISTICS

Rushing
 UH: Reynolds 13-38, Nealy 5-3, Feathers 1-3, Tiltman 1-0, Evans 1(-1), Eddy 2(-12). UT: Benson 37-160, Williams 6-26, Trahan 1-24, Simms 4-11, Young 2-7, Mock 1-7, Jeffrey 1(-2).
Passing
 UH: Eddy 10-20-1-103, Nealy 4-7-1-18. UT: Simms 20-30-1-133, Mock 2-3-0-11.
Receiving
 UH: Bell 5-67, Reynolds 3-4, Middleton 2-25, Robertson 2-16, McCordell 1-5, Clark 1-4. UT: Thomas 6-87, Benson 4-33, Shanahan 4-28, Robin 2-26, Jeffrey 2-14, Williams 1-25, Timmons 1-13, Edwards 1-12, Stevens 1-6.

TCU 34, UH 17

TCU scored two touchdowns in the second half's first two minutes and never looked back in taking a 34-17 win over the University of Houston football team Saturday at Amon G. Carter Stadium. Consecutive offside penalties by the Cougars kickoff team forced UH to recheck twice. On the third kick to begin the half, TCU's LaTarence Dunbar fielded it and broke several tackles on the way to a 96-yard touchdown return.

On the Cougar's ensuing possession, TCU's Kenneth Hillard picked off Nick Eddy pass and raced 43 yards to the end zone for a 24-10 Horned Frog lead.

The Cougars, who fell to 2-3 three overall and 0-2 in Conference USA play, cut into the lead midway through the third quarter when quarterback Nick Eddy hit running back Chris Robertson for a 12-yard touchdown reception. It was the first time the season that Robertson played after sitting out the first four games due to a knee injury suffered in UH's annual Red-White Spring game.

Both teams exchanged turnovers before TCU quarterback Tye Gunn scampered up the right side for a 10-yard touchdown run to give the Horned Frogs a 31-17 cushion. TCU kicker Nick Browne added a 17-yard field goal midway through the fourth quarter for the final margin of victory.

After Browne's 38-yard field goal started the scoring, UH took an early lead late in the first period when Eddy connected with wide receiver KeyKowa Bell on a 27-yard touchdown strike.

Cody McCarty hauled in a three yard touchdown pass from Gunn early in the second period for a 10-3 TCU lead, but UH kicker Dustin Bell booted a 20-yard field goal with 5:28 left in the first to knot the game at 10-10. The score would remain that way as both teams entered the locker rooms at the halftime break.

Bell connected on his eight straight field goal to open the season, making him the first kicker in UH history to accomplish that feat and the first kicker in 13 year to make eight consecutive field goals.

Game 5 Amon G. Carter Stadium Fort Worth, Texas October 5, 2002

	1	2	3	4	Final
Houston	7	3	7	0	17
TCU	3	7	21	3	34

TCU-Nick Browne 38 field goal, 1Q-11:32
 UH-KeyKowa Bell 27 pass from Nick Eddy (Dustin Bell kick), 1Q-3:33
 TCU-Cody McCarty 3 pass from Tye Gunn (Browne kick), 2Q-10:06
 UH-Bell 20 field goal, 2Q-5:29
 TCU-LaTarence Dunbar 96 kickoff return (Browne kick), 3Q-14:22
 TCU-Kelch Hillard 43 interception return (Browne kick), 3Q-13:01
 UH-Chris Robertson 11 pass from Eddy (Bell kick), 3Q-9:56
 TCU-Gunn 10 run (Browne kick), 3Q-5:00
 TCU-Browne 17 FG, 4Q-8:31

TEAM STATISTICS

	Houston	TCU
First Downs	15(2-12-1)	19(9-8-2)
Rushes - Yards	27-27	48-201
Comp-Att-Int	46-20-2	26-15-2
Passing Yards	242	172
Punts-Average	8-44.8	5-35.4
Fumbles-Lost	3-3	2-1
Third Down Conv.	9-20	5-15
Penalties	13-80	6-48
TOP	27:00	33:00

INDIVIDUAL STATISTICS

Rushing
 UH: Reynolds 15-44, Robertson 4-10, Feathers 2-6, Bots 2(-5), Eddy 4(-28). TCU: Hobbs 12-73, Madison 20-68, Gunn 9-63, Hot 3-2, Dunbar 2-1, Team 2(-6).
Passing
 UH: Eddy 18-43-2-217, Bots 2-3-0-25. UT: Gunn 15-26-2-172
Receiving
 UH: Robertson 4-62, Bell 3-66, Reynolds 3-6, Robertson 3-1, Clark 2-15, Middleton 1-44, Cuccel 1-26, Hopkins 1-10, Mattox 1-7, Feathers 1-5. TCU: Madise 4-74, Ellis 2-19, Dunbar 2-18, Madison 2-10, Hots 2-8 Brown 1-29, Moss 1-11, McCarty 1-3.

UAB 51, UH 34

UAB scored 38 unanswered points on the way to a 51-34 win over the Cougars at Legion Field.

The loss spoiled the performance of senior running back Jeffrey Reynolds, who rushed for a game high 148 yards and became only the ninth player in UH history to rush for more than 2,000 yards during his career.

UH seemed to have all the momentum going its way after Chris Robertson's touchdown run from three yards out gave the Cougars a 28-6 lead with 5:47 remaining in the first half.

However, UAB marched the down the field and pulled to within 28-13 when Darrell Hackney hit Roddy White on a 21-yard touchdown strike with only 16 seconds remaining in the first half.

In the second half, two turnovers spelled doom for the Cougars. After kicker Nick Hayes booted a 42-yard field goal to make the score 28-16, UAB linebacker Zac Woodfin stepped in front of a Nick Eddy pass and raced to the UH 1-yard line. Running back Kendal Gibson rushed in from there to make the score 28-23.

On the Cougars' ensuing possession, Reynolds coughed up the ball and the Blazer defense jumped on it. From there, Hackney threw for his second touchdown strike of the game on a 10-yard pass to Chico Cleveland to give UAB a lead it would never relinquish.

After two more touchdowns gave the Blazers a 44-28 lead, the Cougars struck for their final points of the game when Eddy hit Chris Robertson on a 16-yard touchdown with 7:24 remaining for a 44-34 UAB lead. However, that would be as close as the Cougars would get the rest of the night as UAB scored their final touchdown with less than a minute remaining.

John Tyson emerged as the Cougars' offensive star through the air, hauling in two receptions for 129 yards, including a 77-yard effort from Eddy that set up a Cougar score.

Game 6 Legion Field Birmingham, Ala. October 12, 2002

	1	2	3	4	Final
Houston	7	21	0	6	34
UAB	6	7	17	21	51

UH-Nick Eddy 2 run (Dustin Bell kick), 1Q-11:11
 UAB-Nick Hayes 48 FG, 1Q-8:45
 UAB-Hayes 29 FG, 1Q-2:15
 UH-Carl Francis 3 pass from Eddy (Bell kick), 2Q-10:01
 UH-Jeffrey Reynolds 2 run (Bell kick), 2Q-5:47
 UH-Chris Robertson 3 run (Bell kick), 2Q-1:38
 UAB-Roddy White 21 pass from Darrell Hackney (Hayes kick), 2Q-0:16
 UAB-Hayes 42 FG, 3Q-9:43
 UAB-Kendal Gibson 1 run (Hayes kick), 3Q-5:03
 UAB-Chico Cleveland 10 pass from Hackney, 3Q-2:17
 UAB-Kendal Gibson 1 run (Hayes kick), 4Q-14:11
 UAB-Willie Quintine 51 pass from Hackney (Hayes kick), 4Q-11:12
 UH-Robertson 16 pass from Eddy (pass failed), 4Q-7:24
 UAB-Theron Dudley 2 run (Hayes kick), 4Q-0:55

TEAM STATISTICS

	Houston	UAB
First Downs	16(7-8-1)	20(5-12-3)
Rushes - Yards	41-191	40-77
Comp-Att-Int	31-15-2	34-18-0
Passing Yards	286	329
Punts-Average	5-38.4	6-37.0
Fumbles-Lost	2-1	2-0
Third Down Conv.	7 of 15	7 of 17
Penalties-Yards	6-51	8-63
TOP	28:56	31:04

INDIVIDUAL STATISTICS

Rushing
 UH: Reynolds 26-155, Eddy 7-24, Robertson 2-21, Team 1(-2). UAB: Dudley 11-36, Anderson 4-22, Burks 7-17, Gibson 7-13, Hackney 9(-1), Team 1(-3), Quintine 1(-7).
Passing
 UH: Eddy 15-31-2-286-2. UAB: Hackney 18-34-0-329-3
Receiving
 UH: Bell 4-45, Tyson 2-129, Middleton 2-46, Robertson 2-24, Robinson 2-17, Cuccel 1-16, McCordell 1-6, Francis 1-3. UAB: Quintine 6-156, White 4-94, Dudley 2-22, Cook 1-16, Anderson 1-11, Cleveland 1-10, Burks 1-8, Borders 1-8, Dudley 1-4.

2002 GAME RECAPS

UH 56, ARMY 42

In a game reminiscent of the old Run-n-Shoot days, the Cougars and Black Knights held an old-fashioned shootout at Robertson Stadium, with Houston prevailing 56-42 on a rain-soaked John O'Quinn Field. With the win the Cougars snapped a 14-game Conference USA losing streak while extending Army's road losing streak to 19 straight.

The Cougars scored 14 points in every quarter of play, using a punishing ground game and precise passing attack to pick apart the Black Knights to the tune of 546 yards of total offense. Senior running back Joffrey Reynolds yet again feasted upon the Army run defense, rushing for a season-high 197 yards and two touchdowns on 29 carries.

The Black Knights struck first just a minute into the game when Zac Dahman connected with Jacob Murphy on a 78-yard catch-and-run touchdown. Houston countered quickly, moving 61 yards in just eight plays, as Reynolds scored from 18 yards out.

After a back-and-forth contest through the first half, the Cougars finally took somewhat control of the game early in the third quarter, when Reynolds scored again, this time from 10 yards out. After a Army punt the Cougars were at it again, moving 54 yards in just three plays with the drive being capped by a one-yard plunge by senior running back Chris Robertson. Robertson finished with three touchdowns and 92 yards rushing.

The Cougars iced the game and quelled an Army comeback with 2:46 to play, when Nick Eddy hit Stephen Cucci for a score for the second time on the afternoon.

Game 7 "The Quinn" Houston, Texas October 19, 2002

	1	2	3	4	Final
Army	14	14	7	7	42
Houston	14	14	14	14	56

Army-Jacob Murphy 78 pass from Zac Dahman (Paul Stetzer kick), 1Q-13:57
UH-Joffrey Reynolds 18 run (Dustin Bell kick), 1Q-10:35
Army-Aris Comeaux 7 pass from Dahman (Stetzer kick), 1Q-6:24
UH-Stephen Cucci 10 pass from Nick Eddy (Bell kick), 1Q-1:43
UH-Chris Robertson 5 run (Bell kick), 2Q-7:57
Army-Carlton Jones 1 run (Stetzer kick), 2Q-3:11
Army-Josh Holden 2 run (Stetzer kick), 2Q-1:07
UH-Key-Kawa Bell 29 pass from Eddy (Bell kick), 2Q-3:11
UH-Reynolds 10 run (Bell kick), 3Q-11:40
UH-C. Robertson 1 run (Bell kick), 3Q-9:05
Army-Aaron Alexander 3 pass from Dahman (Stetzer kick), 3Q-5:08
UH-C. Robertson 58 run (Bell kick), 4Q-8:45
Army-Alton McCallum 7 pass from Dahman (Stetzer kick), 4Q-6:35
UH-Cucci 4 pass from Eddy (Bell kick), 4Q-2:46

TEAM STATISTICS

	Army	Houston
First Downs	18 (5-12-1)	25 (12-12-1)
Rushes - Yards	35-106	50-280
Comp-Att-Int	17-33-1	18-24-1
Passing Yards	266	266
Punts-Average	6-34.5	2-45.0
Fumbles-Lost	1-0	2-1
Third Down Conv.	8-15	8-12
Penalties-Yards	4-40	3-41
TOP	29:57	30:03

INDIVIDUAL STATISTICS

Rushing
Army: Holden 12-59, Jones 15-51, McCallum 3-18, Dahman 5-(22), UH: Reynolds 29-197, C. Robertson 16-92, Team 1-(4), Eddy 4-(7).
Passing
Army: Dahman 17-33-1-353, UH: Eddy 18-24-1-266.
Receiving
Army: Alexander 6-85, Comeaux 3-67, Holden 2-41, White 2-32, Murphy 1-78, Woody 1-29, Jones 1-14, McCallum 1-7, UH: Cucci 4-24, Tyson 3-51, Middleton 2-78, Bell 2-36, Robertson 2-23, McCardell 2-14, C. Robertson 1-20, Feathers 1-14, Pritchett 1-6.

UH 26, MEMPHIS 21

Defensive tackle Matthew Bentley intercepted a Danny Wimprine pass with only four seconds remaining to seal a 26-21 win for the Cougars at the Liberty Bowl.

With the Cougars leading 26-21, Memphis marched to the UH five-yard line, thanks in part to a 44-yard reception by Travis Anglin, with 1:15 remaining in the game. After a running play lost three yards and an incomplete pass made it third-and-goal from the UH eight, defensive lineman Adrian Lee hit a scrambling Wimprine, and Bentley made a leaping catch to give the Cougars their second straight win.

Running back Joffrey Reynolds led all players with 122 yards and added a five-yard touchdown run early in the first quarter for the first points of the game. Quarterback Nick Eddy added two more touchdowns and 210 yards through the air on 15-of-23 passing in his fourth straight game with at least two TD passes.

The Cougars jumped out to a 13-0 lead on Reynolds' TD run and a 33-yard scoring strike to wide receiver Brandon Middleton. However, Memphis rallied to take a 14-13 lead into the locker room at the break on Tripp Higgins' 13-yard pass from Wimprine and a two-yard TD run by Dante Brown.

UH came out of the locker room on a mission and marched 98 yards in 18 plays on their opening play of the second half. The lengthy drive, which consumed nearly eight minutes, was capped when Matt Mattox jumped on a Cougar fumble in the Memphis end zone with 5:04 remaining in the third quarter.

The Cougars added to their lead when tight end Stephen Cucci hauled in an Eddy pass and raced 48 yards for a career-long reception, giving UH a 26-14 lead.

The score would remain that way until midway through the fourth quarter when Wimprine hit Tavares Gideon on a 10-yard TD strike with 6:21 left in the game that pulled the Tigers to within 26-21. On its next possession, UH held the ball for more than three minutes, but Eddy threw an interception that pinned Memphis deep in their own territory.

Game 8 Liberty Bowl Memphis, Tenn. November 2, 2002

	1	2	3	4	Final
Houston	6	7	13	0	26
Memphis	0	14	0	7	21

UH-Joffrey Reynolds 5 run (kick blocked), 1Q-11:50
UH-Brandon Middleton 33 pass from Nick Eddy (Dustin Bell kick), 2Q-6:37
UM-Tripp Higgins 13 pass from Danny Wimprine (S. Gostkowski kick), 2Q-5:16
UM-Dante Brown 2 run (Gostkowski kick), 2Q-1:39
UH-Matt Mattox 0 fumble recovery (pass failed), 3Q-5:04
UH-Stephen Cucci 48 pass from Nick Eddy (Bell kick), 3Q-0:26
UM-Tavares Gideon 10 pass from Wimprine (Gostkowski kick), 4Q-6:21

TEAM STATISTICS

	Houston	Memphis
First Downs	21 (12-8-1)	22 (8-14-0)
Rushes - Yards	49-179	31-88
Comp-Att-Int	15-23-2	24-44-1
Passing Yards	210	342
Punts-Average	6-38.8	6-36.0
Fumbles-Lost	2-0	1-1
Third Down Conv.	7-15	3-13
Penalties-Yards	3-25	1-12
TOP	32:43	27:17

INDIVIDUAL STATISTICS

Rushing
UH: Reynolds 27-122, Robertson 15-59, Feathers 2-3, Team 1-(1), Bell 1-(9), UM: Williams 12-58, Anglin 4-27, Brown 10-10, Wimprine 5-(7).
Passing
UH: Eddy 15-23-2-210-2, UM: Wimprine 24-44-1-342-2.
Receiving
UH: Middleton 3-93, Cucci 3-68, Bell 3-6, Robertson 2-22, Robertson 1-7, Pritchett 1-7, McCardell 1-6, Hopkins 1-2, UM: Anglin 8-150, Gideon 4-36, Garcia 3-43, White 3-14, Webb 1-44, Doucette 1-15, Higgins 1-13, Brown 1-11, Harden 1-11, Williams 1-5.

ECU 54, UH 48 (3 OT)

Despite a school and Conference USA record 300 yards rushing by running back Joffrey Reynolds, the Houston Cougars could not hold onto a 17-point fourth quarter lead against East Carolina, eventually falling to the Pirates 54-48, in a thrilling triple overtime affair.

Reynolds also set a school record with his 41 rushing attempts, while tacking on four touchdowns via the ground. But while Reynolds and the Cougar rushing attack was in high gear, the UH secondary was having a tough go of it against the ECU aerial assault, as Pirate quarterbacks threw for 440 yards and three scores during the game.

After Dustin Bell nailed a 41-yard field goal to begin the fourth quarter, giving the Cougars a 34-17 leads in the process, the Pirates slowly but surely clipped away at the UH lead. ECU running back Art Brown's 16-yard touchdown cut the lead to 34-24 with 11:46 left to play, and then after a UH punt, the Pirates went 57 yards in seven plays and countered with a 36-yard field goal by Kevin Miller. After another Cougar punt, the Pirates moved quickly down the field to tie the game when Brown scored from one-yard out.

The Cougars had plenty of time (2:34) left on the clock to take the lead, but on the first play after the kickoff Reynolds burst through a massive hole and rushed 37 yards before being stripped of the ball at East Carolina's 44-yard line. Again, the Pirates moved swiftly into field goal range, but Miller missed from 32 yards away, thus sending the game into overtime.

Houston had the ball first in the extra period, and Nick Eddy found Brandon Middleton from 24 yards out to give the Cougars the lead. On ECU's possession the Pirates converted a fourth-and-goal from the four with a Troth touchdown pass to send it to the second overtime. Both teams scored again, forcing a third extra stanza. On the second play of the third overtime, UH's Anthony Evans fumbled and ECU recovered. After a switch over, ECU's Brown scored easily from 25 yards out for the crucial Conference USA win.

Game 9 "The Quinn" Houston, Texas November 9, 2002

	1	2	3	4	OT	OT	OT	Final
East Carolina	0	14	3	17	7	7	6	54
Houston	6	18	7	3	7	7	0	48

UH-Joffrey Reynolds 72 run (kick blocked), 1Q-13:21
UH-Reynolds 3 run (Anthony Evans rush), 2Q-14:52
ECU-Tony Morris 34 pass from Paul Troth (Kevin Miller kick), 2Q-7:08
UH-Dustin Bell 37 FG, 2Q-4:44
ECU-Art Brown 4 run (Miller kick), 2Q-2:14
UH-Brian Robinson 65 pass from Nick Eddy (Bell kick), 2Q-1:50
ECU-Miller 32 FG, 3Q-11:53
UH-Reynolds 9 run (Bell kick), 3Q-5:38
UH-Bell 41 FG, 4Q-12:50
ECU-Brown 16 run (Miller kick), 4Q-11:46
ECU-Miller 36 FG, 4Q-9:10
ECU-Brown 1 run (Miller kick), 4Q-2:34
UH-Brandon Middleton 24 pass from Eddy (Bell kick), OT-0:00
ECU-Morris 4 pass from Troth (Miller kick), OT-0:00
ECU-Richard Alton 20 pass from Troth (Miller kick), 2OT-0:00
UH-Reynolds 25 run (Bell kick), 2OT-0:00
ECU-Brown 25 run, 3OT-0:00

TEAM STATISTICS

	East Carolina	Houston
First Downs	27 (7-18-2)	19 (12-7-0)
Rushes - Yards	43-158	53-329
Comp-Att-Int	25-37-1	8-22-0
Passing Yards	440	201
Punts-Average	5-47.2	7-42.3
Fumbles-Lost	1-0	2-2
Third Down Conv.	5-16	7-17
Penalties-Yards	4-35	10-95
TOP	27:13	32:47

INDIVIDUAL STATISTICS

Rushing
ECU: Brown 27-132, Townes 9-25, Alston 1-16, Team 1-(1), Troth 5-(14), UH: Reynolds 41-300, Evans 11-30, Team 1-(1).
Passing
ECU: Troth 22-33-1-369, Robinson 3-4-0-71, UH: Eddy 8-22-0-201.
Receiving
ECU: Morris 5-95, Copper 5-75, Alston 4-107, Moye 3-55, Hourigan 2-54, Riss 2-20, Stephens 1-21, Brown 1-5, Townes 1-4, White 1-4, UH: Robinson 3-122, Middleton 1-24, McCardell 1-22, Tyson 1-13, Pritchett 1-12, Bell 1-8.

2002 GAME RECAPS

CINCINNATI 47, UH 14

Turnovers, cold weather and a Cincinnati offensive onslaught spelled doom for the Cougars, as Houston fell 47-14 in its final road contest of the season.

After taking a 7-3 lead on a three-yard run by Joffrey Reynolds early in the first quarter, the Cougars sat back and watched the Bearcats run off 44 unanswered points en route to the third straight win. An inspired UC defense held Reynolds—Conference USA's leading rusher and one game removed from his record-setting 300-yard day against East Carolina—to just 76 yards rushing, including a mere 12 yards on 18 carries after the first quarter.

Cincinnati quarterback Gino Guidugli moved the Bearcats 80 yards in just six plays, capping the quick drive with a 10-yard run on a quarterback keeper. Guidugli's touchdown would give UC a 10-7 lead...one they would never be challenged to relinquish.

On Houston's next possession Cougar quarterback Nick Eddy was intercepted at the UH47-yard line. Three plays later the Bearcats struck again, as Guidugli found Jon Olinger on a crossing pattern from six yards out.

The Bearcats tacked on two scores in the second quarter, as both touchdowns were set up by Houston miscues. After a bad snap on a Cougar punt, Guidugli hit LaDaris Vann on a 17-yard touchdown, and a little over two minutes later UC's Antwan Peek battled a lateral out of the air and returned it 21 yards for a score.

The Cougars put the final points on the board on the feet and arm of backup quarterback Torrence Botts. Botts led Houston on a nine-play, 66-yard drive which was culminated in a one-yard plunge by freshman Anthony Evans.

Game 10
Nippert Stadium
Cincinnati, Ohio
November 16, 2002

	1	2	3	4	Final
Houston	7	0	0	7	14
Cincinnati	17	14	13	3	47

UC—Jonathan Ruffin 33 FG, 1Q-10:05
UH—Joffrey Reynolds 3 run (Dustin Bell kick), 1Q-7:13
UC—Gino Guidugli 10 run (Ruffin kick), 1Q-5:18
UC—Jon Olinger 6 pass from Guidugli (Ruffin kick), 1Q-3:45
UC—LaDaris Vann 17 pass from Guidugli (Ruffin kick), 2Q-6:35
UC—Antwan Peek 21 fumble return (Ruffin kick), 2Q-4:05
UC—Tye Keith 33 pass from Guidugli (Ruffin kick), 3Q-13:06
UC—DeMarco McCleskey 1 run (kick failed), 3Q-6:44
UC—Ruffin 25 FG, 4Q-9:41
UH—Anthony Evans 1 run (Bell kick), 4Q-5:42

TEAM STATISTICS

	Houston	Cincinnati
First Downs	18 (8-9-1)	21 (10-11-0)
Rushes -- Yards	47-92	42-205
Comp-Att-Int	13-28-3	16-26-1
Passing Yards	201	287
Punts-Average	4-32.3	2-30.0
Fumbles-Lost	6-1	3-0
Third Down Conv.	11-18	9-14
Penalties-Yards	3-35	7-91
TOP	32:26	27:34

INDIVIDUAL STATISTICS

Rushing
UH: Reynolds 28-76, Evans 9-31, Botts 4-16, Eddy 5-(6), Team 1-(25); UC: McCleskey 16-83, Murray 6-35, Guidugli 3-31, Harris 5-22, Harwell 5-19, Leonard 1-14, Hall 5-4, Team 1-0, Ruffin 0-(3).
Passing
UH: Eddy 10-23-3-152, Botts 3-5-0-49; UC: Guidugli 14-23-1-238, Murray 2-3-0-49.
Receiving
UH: Middleton 4-78, Bell 4-49, Reynolds 2-25, Mattox 1-18, Robinson 1-16, Hopkins 1-15; UC: Keith 4-54, McCleskey 2-70, Murray 2-22, Vann 2-22, Olinger 2-15, Hall 2-8, Ross 1-53, Hazel 1-33.

2002 HOUSTON COUGAR FOOTBALL
Houston Game Results (as of Nov 16, 2002)
All games

Date	Opponent	Score	Overall Record	Conference Record	Time	Attend
Aug 31, 2002	at Rice	W 24-10	1- 0- 0	0- 0- 0	3:08	30747
* Sept 7, 2002	TULANE	13-34 L	1- 1- 0	0- 1- 0	2:55	16307
Sept 14, 2002	LOUISIANA-LAFAYETTE	W 36-17	2- 1- 0	0- 1- 0	3:30	19569
Sept 21, 2002	at #3 Texas	11-41 L	2- 2- 0	0- 1- 0	3:05	82936
* Oct 5, 2002	at TCU	17-34 L	2- 3- 0	0- 2- 0	3:30	24088
* Oct 12, 2002	at UAB	34-51 L	2- 4- 0	0- 3- 0	3:25	13897
* Oct 19, 2002	ARMY	W 56-42	3- 4- 0	1- 3- 0	3:10	16469
* Nov 02, 2002	at Memphis	W 26-21	4- 4- 0	2- 3- 0	3:02	20532
* Nov 9, 2002	EAST CAROLINA	O 48-54 L	4- 5- 0	2- 4- 0	3:43	13669
* Nov 16, 2002	at Cincinnati	14-47 L	4- 6- 0	2- 5- 0	2:58	14023
Nov 23, 2002	SOUTH FLORIDA	2 p.m.				
* Nov 30, 2002	LOUISVILLE	2 p.m.				

* indicates conference game

Opponent	Score	First Downs	---RUSHING---	---PASSING---		---TOTAL OFFENSE---		Return Yards	Penalty Yards	Turnovers
				Number-Yards	Attempts-Comp-Int	Yards	Plays			
Cougar	24-10	23/18	60-305 / 37-188	15-11- 0 / 27- 8- 0	161/84	75/64	466/272	36/49	73/34	3/2
at Rice	13-34	24/15	47-206 / 29-80	39-19- 3 / 25-14- 1	181/208	86/54	387/288	67/147	65/30	1/5
at Louisiana-Lafayette	36-17	22/18	43-199 / 25-78	27-11- 0 / 44-23- 1	182/284	70/69	381/362	142/33	81/89	2/3
at #3 Texas	11-41	8/27	23-31 / 52-233	27-14- 2 / 33-22- 1	121/244	50/85	152/477	150/106	30/85	2/3
at TCU	17-34	15/19	27-27 / 48-201	46-20- 2 / 26-15- 2	242/172	73/74	269/272	187/238	80/48	5/3
at UAB	34-51	16/20	41-191 / 40-77	31-15- 2 / 34-18- 0	286/329	72/74	477/406	191/119	51/63	3/8
at Army	56-42	25/18	50-280 / 35-106	24-18- 1 / 33-17- 1	266/353	74/68	546/459	145/187	41/40	2/1
at Memphis	26-21	21/22	49-179 / 31-88	23-15- 2 / 44-24- 1	210/342	72/75	389/430	96/131	25/12	2/2
at East Carolina	48-54	19/27	53-329 / 43-158	22- 8- 0 / 37-25- 1	201/440	75/80	530/598	120/25	95/35	2/1
at Cincinnati	14-47	18/21	47-92 / 42-205	28 13- 3 / 26-16- 1	201/287	75/68	293/492	170/55	35/81	4/1
als.	279-351	191/205	440-1839/382-1414	282-144-15/329-182- 9	2051/2743	722/711	3890/4157	1304/1090	576/527	32/21

n: Game totals are displayed in the format TEAM/OPPONENT for each category

Houston Overall Team Statistics (as of Nov 16, 2002)
All games

TEAM STATISTICS	HOU	OPP				
SCORING.....	279	351				
Points Per Game.....	27.9	35.1				
FIRST DOWNS.....	191	205				
Rushing.....	93	79				
Passing.....	89	111				
Penalty.....	9	15				
RUSHING YARDAGE.....	1839	1414				
Yards gained rushing.....	2126	1707				
Yards lost rushing.....	287	293				
Rushing Attempts.....	440	382				
Average Per Rush.....	4.2	3.7				
Average Per Game.....	183.9	141.4				
TDs Rushing.....	22	17				
PASSING YARDAGE.....	2051	2743				
Att-Comp-Int.....	282-144-15	329-182-9				
Average Per Pass.....	7.3	8.3				
Average Per Catch.....	14.2	15.1				
Average Per Game.....	205.1	274.3				
TDs Passing.....	14	21				
TOTAL OFFENSE.....	3890	4157				
Total Plays.....	722	711				
Average Per Play.....	5.4	5.8				
Average Per Game.....	389.0	415.7				
KICK RETURNS: #-YARDS.....	45-955	29-631				
PUNT RETURNS: #-YARDS.....	22-207	27-176				
INT RETURNS: #-YARDS.....	9-135	15-156				
KICK RETURN AVERAGE.....	21.2	21.8				
PUNT RETURN AVERAGE.....	9.4	6.5				
INT RETURN AVERAGE.....	15.0	10.4				
FUMBLES-LOST.....	30-17	23-12				
PENALTIES-YARDS.....	67-576	60-527				
Average Per Game.....	57.6	52.7				
PUNTS-YARDS.....	51-2000	46-1808				
Average Per Punt.....	39.2	39.3				
Net punt average.....	35.8	34.8				
TIME OF POSSESSION/CAME.....	31:00	29:00				
3RD-DOWN CONVERSIONS.....	67/151	59/145				
3rd-Down Pct.....	44%	41%				
4TH-DOWN CONVERSIONS.....	8/16	8/18				
4th-Down Pct.....	50%	44%				
SACKS BY-YARDS.....	22-135	14-120				
MISC YARDS.....	7	127				
TOUCHDOWNS SCORED.....	36	44				
FIELD GOALS-ATTEMPTS.....	10-12	15-19				
PAT-ATTEMPTS.....	29-32	42-43				
ATTENDANCE.....	66014	186223				
Games/Avg Per Game.....	4/16504	6/31037				
SCORE BY QUARTERS	1st	2nd	3rd	4th	OT	Total
Houston.....	63	86	61	55	14	279
Opponents.....	61	90	85	95	20	351

2002 HOUSTON Cougar FOOTBALL
Houston Overall Individual Statistics (as of Nov 16, 2002)
All games

QBING	GP-GS	Att	Gain	Loss	Net	Avg	TD	Long	Avg/G
BYNOLDS, Jeffrey	10-10	253	1395	58	1337	5.3	11	72	133.7
EALY, Barrick	4-4	36	227	37	190	5.3	2	23	47.5
BERPSON, Chris	4-0	42	187	5	182	4.3	4	56	45.5
VANS, Anthony	10-0	51	177	13	164	3.2	2	22	16.4
ATHERS, Tim	10-0	7	19	0	19	2.7	0	6	1.9
ILMAN, Bobby	2-0	4	14	0	14	3.5	0	7	7.0
OTES, Torrance	7-0	9	39	31	8	0.9	0	25	1.1
RANCIS, Carl	7-0	1	4	0	4	4.0	0	4	0.6
ATTOX, Matt	10-5	0	0	0	0	0.0	1	0	0.0
ASSLER, Blade	7-0	1	0	3	-3	-3.0	0	0	-0.4
ELL, KeyKowa	10-7	1	0	5	-5	-5.0	0	0	-0.5
ODY, Mick	9-6	27	64	80	-16	-0.6	2	13	-1.8
CLARY, Jimmy	10-0	1	0	19	-19	-19.0	0	0	-1.9
TEAM	9-0	7	0	36	-36	-5.1	0	0	-4.0
Total.....	10	440	2126	287	1839	4.2	22	72	183.9
Opponents.....	10	382	1707	293	1414	3.7	17	35	141.4

PUNT RETURNS	No.	Yds	Avg	TD	Long
RELL, KeyKowa	21	205	9.8	0	32
MIDDLETON, Brandon	1	2	2.0	0	2
Total.....	22	207	9.4	0	32
Opponents.....	27	176	6.5	0	15

INTERCEPTIONS	No.	Yds	Avg	TD	Long
MALONE, Victor	3	62	20.7	0	57
COLA, Roland	1	24	24.0	0	24
REID, Delenell	1	0	0.0	0	0
SCHIMMER, Matt	1	24	24.0	0	24
MILLIGAN, Hanik	1	19	19.0	0	19
DAVIS, Justin	1	6	6.0	0	6
BENTLEY, Matthew	1	0	0.0	0	0
Total.....	9	135	15.0	0	57
Opponents.....	15	156	10.4	2	43

RBING	GP-GS	Eff%	All-Cap-Int	Pct	Yds	TD	Long	Avg/G
ODY, Mick	9-6	120.44	190-94-11	49.5	1435	11	77	159.4
EALY, Barrick	4-4	110.03	84-45-4	53.6	542	3	55	135.5
OTES, Torrance	7-0	140.20	8-5-0	62.5	74	0	28	10.6
CLARY, Jimmy	10-0	0.00	0-0-0	0.0	0	0	0	0.0
Total.....	10	117.90	282-144-15	51.1	2051	14	77	205.1
Opponents.....	10	140.95	329-182-9	55.3	2743	21	78	274.3

KICK RETURNS	No.	Yds	Avg	TD	Long
MIDDLETON, Brandon	19	386	20.3	0	36
POPE, Roshawn	15	350	23.3	0	35
WOODARD, Jermain	4	79	19.8	0	30
EVANS, Anthony	3	87	29.0	0	60
SCHIMMER, Matt	2	34	17.0	0	19
TRIBODERAK, Cody	1	11	11.0	0	11
TYSUM, John	1	8	8.0	0	8
Total.....	45	955	21.2	0	60
Opponents.....	29	631	21.8	2	96

RECEIVING	GP-GS	No.	Yds	Avg	TD	Long	Avg/G
ELL, KeyKowa	10-7	29	345	11.9	2	32	34.5
BRINSON, Brian	10-9	22	360	16.4	1	65	36.0
MIDDLETON, Brandon	10-8	21	534	25.4	4	55	53.4
BYNOLDS, Jeffrey	10-10	12	47	3.9	0	17	4.7
YSON, John	10-0	10	276	27.6	1	77	27.6
POCCI, Stephen	10-1	10	140	14.0	3	48	14.0
LARK, Jon	8-2	10	82	8.2	0	15	10.2
BERPSON, Chris	4-0	7	52	7.4	2	20	13.0
OCARDELL, Jeremy	10-0	6	53	8.8	0	22	5.3
RITCHETT, Jonathon	9-5	5	68	13.6	0	30	7.6
OFFKINS, Mark	10-1	3	27	9.0	0	15	2.7
ATHERS, Tim	10-0	3	23	7.7	0	14	2.3
ATTOX, Matt	10-5	2	25	12.5	0	18	2.5
RANCIS, Carl	7-0	2	14	7.0	1	10	2.0
VANS, Anthony	10-0	2	5	2.5	0	4	0.5
Total.....	10	144	2051	14.2	14	77	205.1
Opponents.....	10	182	2743	15.1	21	78	274.3

FUMBLE RETURNS	No.	Yds	Avg	TD	Long
WOODARD, Jermain	1	7	7.0	0	7
Total.....	1	7	7.0	0	7
Opponents.....	3	127	42.3	2	95

2002 HOUSTON COUGAR FOOTBALL
Houston Overall Individual Statistics (as of Nov 16, 2002)
All games

----- PATs -----

PLAYER	TD	FGs	Kick	Rush	Rev	Pass	Yds	Int	Points
REYNOLDS, Jeffrey	11	0-0	0-0	0-0	0	0-0	0	0	66
ELL, Dustin	0	10-12	29-32	0-0	0	0-0	0	0	59
ROBERTSON, Chris	6	0-0	0-0	0-0	0	0-0	0	0	36
COBLETON, Brandon	4	0-0	0-0	0-0	1	0-0	0	0	26
COLE, Stephen	3	0-0	0-0	0-0	0	0-0	0	0	18
FRANK, Anthony	2	0-0	0-0	1-1	0	0-0	0	0	14
BOY, Nick	2	0-0	0-0	0-0	0	1-3	0	0	12
ELL, KeyKowa	2	0-0	0-0	0-0	0	0-0	0	0	12
FRANK, Barrick	2	0-0	0-0	0-0	0	0-0	0	0	12
BRINSON, Brian	1	0-0	0-0	0-0	0	0-0	0	0	6
FRANK, John	1	0-0	0-0	0-0	0	0-0	0	0	6
FRANCIS, Carl	1	0-0	0-0	0-0	0	0-0	0	0	6
ARTOX, Matt	1	0-0	0-0	0-0	0	0-0	0	0	6
Total.....	36	10-12	29-32	1-1	1	1-3	0	0	279
Opponents.....	44	15-19	42-43	0-0	0	0-0	0	0	351

PLAYER	G	Plays	Rush	Pass	Total	Avg/G
EDDY, Nick	9	217	-16	1435	1419	157.7
REYNOLDS, Jeffrey	10	253	1337	0	1337	133.7
NEALY, Barrick	4	120	190	542	732	183.0
ROBERTSON, Chris	4	42	182	0	182	45.5
EVANS, Anthony	10	51	164	0	164	16.4
BOTTS, Torrance	7	17	8	74	82	11.7
FRANKERS, Tim	10	7	19	0	19	1.9
TYLIMAN, Bobby	2	4	14	0	14	7.0
FRANCIS, Carl	7	1	4	0	4	0.6
BASSLER, Blade	7	1	-3	0	-3	-0.4
BELL, KeyKowa	10	1	-5	0	-5	-0.5
McCLARY, Jimmy	10	1	-19	0	-19	-1.9
TEAM	9	7	-36	0	-36	-4.0
Total.....	10	722	1839	2051	3890	389.0
Opponents.....	10	711	1414	2743	4157	415.7

FIELD GOALS	FGM-FGA	Pct	01-19	20-29	30-39	40-49	50-99	Lg	Blk
ELL, Dustin	10-12	83.3	0-0	2-2	3-3	5-6	0-1	44	0

PLAYER	No.	Yds	Avg	Long	TB	FC	120	Blk
McCLARY, Jimmy	51	2000	39.2	54	4	6	12	0
Total.....	51	2000	39.2	54	4	6	12	0
Opponents.....	46	1808	39.3	74	4	2	11	0

G SEQUENCE	Houston	OPPONENTS
ice	(41)	(39)
alabe	(31), (27)	(24), (44)
ouisiana-Lafayette	(44), (37), (43)	(38), 47
exas	(42)	(44), (35)
CU	(20), 54	(38), 31, (17)
AB	-	(48), (29), (42)
ny	-	-
emphis	-	24
ast Carolina	(37), (41)	(32), (36), 32
incinnati	43	(33), (25)
outh Florida	-	-
ouisville	-	-

Numbers in parentheses indicate field goal was made.

2002 HOUSTON LEGAL FOOTBALL
Houston Overall Individual Statistics (as of Nov 16, 2002)
All games

ALL PURPOSE	G	Rsh	Rec	YR	KOR	IR	Tot	Avg/G
REYNOLDS, Jeffrey	10	1337	47	0	0	0	1384	138.4
MIDDLETON, Brandon	10	0	534	2	386	0	922	92.2
BELL, KeyKowa	10	-5	345	205	0	0	545	54.5
ROBINSON, Brian	10	0	360	0	0	0	360	36.0
POVE, Roebawn	10	0	0	0	350	0	350	35.0
TYSON, John	10	0	276	0	8	0	284	28.4
EVARS, Anthony	10	164	5	0	87	0	256	25.6
ROBERTSON, Chris	4	182	52	0	0	0	234	58.5
NEALY, Barrick	4	190	0	0	0	0	190	47.5
CHOCY, Stephen	10	0	140	0	0	0	140	14.0
CLARK, Jon	8	0	82	0	0	0	82	10.2
WOODARD, Jermain	10	0	0	0	79	0	79	7.9
FRITCHETT, Jonathon	9	0	68	0	0	0	68	7.6
MALONE, Victor	10	0	0	0	0	62	62	6.2
SCHIRMER, Matt	10	0	0	0	34	24	58	5.8
McCARDELL, Jeremy	10	0	53	0	0	0	53	5.3
FEATHERS, Tim	10	19	23	0	0	0	42	4.2
HOPKINS, Mark	10	0	27	0	0	0	27	2.7
MATTOX, Matt	10	0	25	0	0	0	25	2.5
COLA, Roland	9	0	0	0	0	24	24	2.7
MILLIGAN, Hanik	10	0	0	0	0	19	19	1.9
FRANCIS, Carl	7	4	14	0	0	0	18	2.6
TYLIMAN, Bobby	2	14	0	0	0	0	14	7.0
THIBODEAUX, Cody	5	0	0	0	11	0	11	2.2
BOTTS, Torrence	7	8	0	0	0	0	8	1.1
DAVIS, Justin	7	0	0	0	0	6	6	0.9
BASSLER, Blade	7	-3	0	0	0	0	-3	-0.4
EDDY, Nick	9	-16	0	0	0	0	-16	-1.8
McCLARY, Jimmy	10	-19	0	0	0	0	-19	-1.9
TEAM	9	-36	0	0	0	0	-36	-4.0
Total.....	10	1839	2051	207	955	135	5107	510.7
Opponents.....	10	1414	2743	176	631	156	5120	512.0

2002 HOUSTON COUGAR FOOTBALL
Houston Overall Defensive Statistics (as of Nov 16, 2002)
All games

DEFENSIVE LEADERS	Tackles				Sacks		Pass Def			Fumbles		BLK PP KICK
	GP	Solo	Asst	Total	TFL/Yds	No-Yds	Int-Yds	BrUp	QBH	Rev-Yds	PP	
MILLIGAN, Hanik	10	64	63	127	1-1	.	1-19	6	.	2-0	3	
SCWELLS, Jesse	10	40	39	79	7-19	1-3	.	5	3	.	3	
WOODARD, Jermain	10	40	20	60	3-8	.	.	3	.	2-7	.	
MALONE, Victor	10	39	18	57	.	.	3-62	10	.	2-0	1	
EVERGON, Lance	10	30	13	43	5-7	1-1	.	1	.	1-0	1	
BRAXTON, Ronnie	10	27	15	42	3-3	1-4	.	3	1	1-0	.	
WEST, Damian	10	27	15	42	6-9	1-1	.	4	2	.	1	
COLA, Roland	9	33	5	38	.	.	1-24	1	.	.	.	
HUFFMAN, Ryan	9	18	13	31	4-5	.	.	1	3	.	1	
BENTLEY, Matthew	10	18	11	29	5-17	3-14	1-0	.	4	.	.	
LEE, Adrian	10	14	14	28	7-23	2-9	.	.	4	.	.	
CLAY, Joe	8	17	11	28	10-18	2-7	.	1	11	1-0	.	
SCHIRMER, Matt	10	12	15	27	3-5	.	1-24	.	1	.	.	
ADZLEKAN, Farouk	9	18	8	26	15-63	8-46	.	1	1	.	2	
LANE, Kade	10	10	13	23	2-11	1-8	.	1	1	1-0	2	
HILL, Bryan	10	9	13	22	5-12	1-5	.	.	2	.	.	
POPE, Roshawn	10	14	5	19	2	.	.	
REID, Delenell	9	10	4	14	2-6	.	1-0	5	.	1-0	1	
HOLTE, Greg	10	12	2	14	.	.	.	1	.	.	.	
DAVIS, Justin	7	8	5	13	.	.	1-6	2	2	.	.	
MEDLOCK, Reggie	10	6	5	11	.	.	.	1	.	.	.	
GASTON, Levi	10	7	4	11	2	.	.	
MCGOWAN, Sharod	8	5	4	9	2-7	
ROUTT, Stanford	9	7	1	8	1-7	.	.	1	.	.	.	
MOZISEK, Corbin	10	4	3	7	
DAVIS, Chad	10	5	2	7	1-2	.	.	1	.	.	.	
JACKSON, Quantaa	3	4	2	6	1-10	1-10	.	1	3	.	.	
GRIFFITH, Travis	10	4	2	6	
HOPKINS, Mark	10	5	.	5	
GAFFORD, Thomas	10	2	3	5	1-0	1	
GOSS, Kendrick	7	3	2	5	1-1	.	.	1	.	.	.	
THIBODEAUX, Cody	5	2	3	5	
ROBINSON, Brian	10	2	2	4	
EVANS, Anthony	10	2	2	4	
ZAVALETTA, Bart	9	2	1	3	
GULLEY, Will	10	3	.	3	
CARR, Darren	4	1	2	3	1-2	
FRITCHETT, Jonathon	9	2	1	3	
MIDDLETON, Brandon	10	2	1	3	
REYNOLDS, Joffrey	10	1	2	3	
RICHARD, Gerard	8	1	.	1	
EDDY, Nick	9	1	.	1	
THOMAS, Willie	1	.	1	1	
WILLIAMS, Rufus	10	1	.	1	
TEAM	9	1	.	1	
MATTOX, Matt	10	1	.	1	
Total.....	10	534	345	879	85-236	22-135	9-135	50	40	12-7	16	
Opponents.....	10	-	-	-	-	14-120	15-156	31	1	17-127	16	

2002 HOUSTON COUGAR FOOTBALL
Houston Game Superlatives (as of Nov 16, 2002)
All games

TEAM GAME HIGHS

Rushes.....	60	at Rice (Aug 31, 2002)
Yards Rushing.....	329	vs East Carolina (Nov 9, 2002)
Yards Per Rush.....	6.2	vs East Carolina (Nov 9, 2002)
TD Rushes.....	5	vs Army (Oct 19, 2002)
Pass attempts.....	46	at TCU (Oct 5, 2002)
Pass completions....	20	at TCU (Oct 5, 2002)
Yards Passing.....	286	at UAB (Oct 12, 2002)
Yards Per Pass.....	11.1	vs Army (Oct 19, 2002)
TD Passes.....	3	vs Army (Oct 19, 2002)
Total Plays.....	86	vs Tulane (Sept 7, 2002)
Total Offense.....	546	vs Army (Oct 19, 2002)
Yards Per Play.....	7.4	vs Army (Oct 19, 2002)
Points.....	56	vs Army (Oct 19, 2002)
Sacks By.....	4	vs Louisiana-Lafayette (Sept 14, 2002)
First Downs.....	25	vs Army (Oct 19, 2002)
Penalties.....	13	at TCU (Oct 5, 2002)
Penalty Yards.....	95	vs East Carolina (Nov 9, 2002)
Turnovers.....	7	vs Tulane (Sept 7, 2002)
Interceptions By....	2	at TCU (Oct 5, 2002)

INDIVIDUAL GAME HIGHS

Rushes.....	41	REYNOLDS, Joffrey vs East Carolina (Nov 9, 2002)
Yards Rushing.....	300	REYNOLDS, Joffrey vs East Carolina (Nov 9, 2002)
TD Rushes.....	4	REYNOLDS, Joffrey vs East Carolina (Nov 9, 2002)
Long Rush.....	72	REYNOLDS, Joffrey vs East Carolina (Nov 9, 2002)
Pass attempts.....	43	EDDY, Nick at TCU (Oct 5, 2002)
Pass completions....	19	NEALY, Barrick vs Tulane (Sept 7, 2002)
Yards Passing.....	286	EDDY, Nick at UAB (Oct 12, 2002)
TD Passes.....	3	EDDY, Nick vs Army (Oct 19, 2002)
Long Pass.....	77	EDDY, Nick at UAB (Oct 12, 2002)
Receptions.....	5	BELL, KeyKowa at Texas (Sept 21,2002)
Yards Receiving.....	129	TYSON, John at UAB (Oct 12, 2002)
TD Receptions.....	2	CUCCI, Stephen vs Army (Oct 19, 2002)
Long Reception.....	77	TYSON, John at UAB (Oct 12, 2002)
Field Goals.....	3	BELL, Dustin vs Louisiana-Lafayette (Sept 14,2002)
Long Field Goal.....	44	BELL, Dustin vs Louisiana-Lafayette (Sept 14,2002)
Punts.....	9	McCLARY, Jimmy at Texas (Sept 21,2002)
Punting Avg.....	45.0	McCLARY, Jimmy vs Army (Oct 19, 2002)
Long Punt.....	54	McCLARY, Jimmy vs East Carolina (Nov 9, 2002)
Long Punt Return....	32	BELL, KeyKowa at TCU (Oct 5, 2002)
Long Kickoff Return.	60	EVANS, Anthony vs East Carolina (Nov 9, 2002)
Tackles.....	17	MILLIGAN, Hanik vs East Carolina (Nov 9, 2002)
Sacks.....	2.0	ADELEKAN, Farouk vs Louisiana-Lafayette (Sept 14,2002)
		ADELEKAN, Farouk vs East Carolina (Nov 9, 2002)
Tackles For Loss....	3.0	LEE, Adrian vs Tulane (Sept 7, 2002)
		ADELEKAN, Farouk at Texas (Sept 21,2002)
		HUFFMAN, Ryan at UAB (Oct 12, 2002)
		CLAY, Joe vs Army (Oct 19, 2002)
Interceptions.....	1	DAVIS, Justin vs Tulane (Sept 7, 2002)
		SCHIRMER, Matt vs Louisiana-Lafayette (Sept 14,2002)
		MALONE, Victor at Texas (Sept 21,2002)
		COLA, Roland at TCU (Oct 5, 2002)
		MILLIGAN, Hanik at TCU (Oct 5, 2002)
		REID, Delenell vs Army (Oct 19, 2002)
		BENTLEY, Matthew at Memphis (Nov 02, 2002)
		MALONE, Victor vs East Carolina (Nov 9, 2002)
		MALONE, Victor at Cincinnati (Nov 16, 2002)

2002 Houston Cougar Football
Houston Game Superlatives (as of Nov 16, 2002)
All games

OPPONENT TEAM GAME HIGHS

Rushes.....	52	at Texas (Sept 21,2002)
Yards Rushing.....	233	at Texas (Sept 21,2002)
Yards Per Rush.....	5.1	at Rice (Aug 31, 2002)
TD Rushes.....	4	vs East Carolina (Nov 9, 2002)
Pass attempts.....	44	vs Louisiana-Lafayette (Sept 14,2002) at Memphis (Nov 02, 2002)
Pass completions....	25	vs East Carolina (Nov 9, 2002)
Yards Passing.....	440	vs East Carolina (Nov 9, 2002)
Yards Per Pass.....	11.9	vs East Carolina (Nov 9, 2002)
TD Passes.....	4	vs Army (Oct 19, 2002)
Total Plays.....	85	at Texas (Sept 21,2002)
Total Offense.....	598	vs East Carolina (Nov 9, 2002)
Yards Per Play.....	7.5	vs East Carolina (Nov 9, 2002)
Points.....	54	vs East Carolina (Nov 9, 2002)
Sacks By.....	4	at TCU (Oct 5, 2002)
First Downs.....	27	at Texas (Sept 21,2002) vs East Carolina (Nov 9, 2002)
Penalties.....	11	vs Louisiana-Lafayette (Sept 14,2002)
Penalty Yards.....	91	at Cincinnati (Nov 16, 2002)
Turnovers.....	5	vs Tulane (Sept 7, 2002)
Interceptions By....	3	vs Tulane (Sept 7, 2002) at Cincinnati (Nov 16, 2002)

All games

OPPONENT INDIVIDUAL GAME HIGHS

Rushes.....	37	Benson, Cedric, at Texas (Sept 21,2002)
Yards Rushing.....	160	Benson, Cedric, at Texas (Sept 21,2002)
TD Rushes.....	4	BROWN, Art, vs East Carolina (Nov 9, 2002)
Long Rush.....	35	MURRAY, George, at Cincinnati (Nov 16, 2002)
Pass attempts.....	44	Van Cleave, Jon, vs Louisiana-Lafayette (Sept 14,2002)
		WIMPRINE, Danny, at Memphis (Nov 02, 2002)
Pass completions....	24	WIMPRINE, Danny, at Memphis (Nov 02, 2002)
Yards Passing.....	369	TROTH, Paul, vs East Carolina (Nov 9, 2002)
TD Passes.....	4	DAEMAN, Zac, vs Army (Oct 19, 2002)
Long Pass.....	78	Van Cleave, Jon, vs Louisiana-Lafayette (Sept 14,2002)
		DAEMAN, Zac, vs Army (Oct 19, 2002)
Receptions.....	8	ANGLIN, Travis, at Memphis (Nov 02, 2002)
Yards Receiving.....	156	QUINNIE, Willie, at UAB (Oct 12, 2002)
TD Receptions.....	2	MORRIS, Torey, vs East Carolina (Nov 9, 2002)
Long Reception.....	78	Stamps, Fred, vs Louisiana-Lafayette (Sept 14,2002)
		MURPHY, Jacob, vs Army (Oct 19, 2002)
Field Goals.....	3	HAYES, Nick, at UAB (Oct 12, 2002)
Long Field Goal.....	48	HAYES, Nick, at UAB (Oct 12, 2002)
Punts.....	6	Hale, at Rice (Aug 31, 2002)
		STEWART, Ross, at UAB (Oct 12, 2002)
		CASTELLI, Chris, vs Army (Oct 19, 2002)
Punting Avg.....	51.0	AVERY, Maurice, at Memphis (Nov 02, 2002)
Long Punt.....	74	PRESTON, Jarad, vs East Carolina (Nov 9, 2002)
Long Punt Return....	15	COMEAUX, Aris, vs Army (Oct 19, 2002)
Long Kickoff Return.	96	DUNBAR, L., at TCU (Oct 5, 2002)
Tackles.....	15	BALLARD, Derric, at Memphis (Nov 02, 2002)
Sacks.....	2.0	SCHOBEL, Bo, at TCU (Oct 5, 2002)
Tackles For Loss....	3.0	SCHOBEL, Bo, at TCU (Oct 5, 2002)
		HOLMES, Clarenc, vs Army (Oct 19, 2002)
		BLAIR, Ja'Waren, vs East Carolina (Nov 9, 2002)
Interceptions.....	2	ELPHEAGE, Lynar, vs Tulane (Sept 7, 2002)
		FIELDS, Ivan, at Cincinnati (Nov 16, 2002)