

2001 COUGAR FOOTBALL

9 Conference Championships—'52 MVC, '56 MVC, '57 MVC, '59 MVC, '76 SWC, '78 SWC, '79 SWC, '84 SWC, '96 C-USA


14 Bowl Appearances—'52 Salad Bowl, '62 Tangerine Bowl, '69 Bluebonnet Bowl, '71 Bluebonnet Bowl, '73 Bluebonnet Bowl, '74 Bluebonnet Bowl, '77 Cotton Bowl, '79 Cotton Bowl, '80 Garden State, '81 Sun Bowl, '85 Cotton Bowl, '88 Aloha Bowl, '96 Liberty Bowl

Game Day Notes

UH Cougars (0-7, 0-5) @ South Florida Bulls (5-3)

Game 8 – November 3, 2001 – 7 p.m. (EST)

Tampa, Fla. – Raymond James Stadium (41,444)



Just the Facts

The Cougars continue your their three-game road trip by jumping out of league play for a week to face the South Florida Bulls. This is the first-ever meeting between the Cougars and the Bulls on the football field, even though the two have been Conference USA mates in all other sports since 1996. This is a game of two teams heading in opposite directions. Unfortunately for Houston, the Cougars are heading down while the upstart Bulls are rolling to the top. The Cougars enter tonight's game winless in seven games this season and riding an 11-game losing streak dating back to last season. The losing streak equals the longest negative streak in UH history, which was during the 1994-95 seasons. As for the Bulls, they head into the game tonight on a three-game winning streak, defeating Connecticut, Southern Utah and Liberty in successive weeks. This is the Homecoming game for the Bulls, and the contest is a homecoming of sorts for several members of the UH staff. Current assistant coaches Frank Hernandez (cornerbacks) and Eric Wolford (running backs and special teams) were coaches at South Florida in the infancy of the program, while Assistant Athletic Director for Equipment Room Operations, Jeff Cook, was the Equipment

Manager for all the Bulls athletic programs for over three years. Also, the head coaches, Dana Dimel of UH and South Florida's Jim Leavitt, served together as assistant coaches on Bill Snyder's Kansas State squads in the 90s.

I'll Take A Milligan After a one-game hiatus last month, Hanik and Hamin

Milligan again started side-by-side in the secondary versus Memphis three weeks ago The Milligans made history the last time the Cougars faced Memphis on

October 21, 2000, in the Liberty Bowl in Memphis, Tennessee, by becoming the first starting brother tandem since the 1971 season, when Randy and Ronny Peacock roamed the Houston secondary for the legendary teams of Bill Yeoman. The Milligan brothers combined for 117 tackles, including 89 unassisted and two for losses; this despite Hamin (the older of the two) missing all of 1999 and the first three games of 2000 recovering from not one, but two knee surgeries. So far in 2001, the Milligans have combined for 162 total tackles—an average of 23.1 per game—which includes 89 unassisted and five for losses. Including Hanik and Hamin, the other starting brothers in Division I-A football are listed above in the gray box above.

2001 Division IA Starting Brothers

Chris Glantzis, Sr., DT/Alex Glantzis, Jr., DE	Bowling Green
John Denny, DL/Ryan Denny, DE	BYU
Daniel Marquardt, DL/Michael Marquardt, DL	BYU
Dustin Staley, S/Luke Staley, RB	BYU
Jake McKibben, DT/Josh McKibben, DT	UCF
Jason Gallmore, DB/Justin Gallmore, DB	Colorado State*
Anthony Adams, DB/Antwan Adams, DB	East Carolina*
Hamin Milligan, Sr., WS/Hanik Milligan, Jr., FS	Houston
Derrick Johnson, Sr., DT/Dennis Johnson, Jr., DE	Kentuck
Marcus Johnson, Fr., OG/Belton Johnson, Jr., OT	Ole Miss
Marty Pyszczymuka, Jr., OL/Greg Pyszczymuka, Sr., DL	Rutgers
Dave Ball, So., DT/Mat Ball, So., OLB	UCLA
Doug Kaufusi, OL/Jason Kaufusi, LB/OL	Utah

* identical twins


2001 HOUSTON SCHEDULE & RESULTS

9/1	RICE	L, 21-14
9/22	#5 TEXAS (ESPN2)	L, 53-26
9/29	TCU*	L, 34-17
10/6	@Army*	L, 28-14
10/13	MEMPHIS*	L, 52-33
10/20	CINCINNATI*	L, 29-28
10/27	@Southern Miss*	L, 58-14
11/3	@South Florida	6 p.m.
11/10	@Louisville*	1 p.m.
11/17	UAB*	7 p.m.
12/1	@Georgia	noon

*C-USA game. Times listed are Central.

Coaching Legend To Be Honored in 2001

For the man who put Houston Cougar Football on the collegiate map, 2001 will be a special one indeed. Former UH head coach Bill Yeoman, who took the Cougar football program from obscurity to national notoriety in the 60s, 70s and 80s, will be inducted into the National Football Foundation College Football Hall of Fame later this year for his contributions to college football. The legendary coach was honored at halftime of the Texas game on September 22. Last week at his alma mater, Army, Yeoman was honored at halftime for his dubious accomplishments. Later has a coach, Yeoman and his veer option running attack struck fear into the hearts and minds of defensive coordinators. Yeoman—who was also inducted into the UH Hall of Honor in 1998 and the Cotton Bowl Hall of Fame this past spring—is the



Cougars' all-time winningest coach, posting a 160-108-8 record in his 26 seasons at the University of Houston. Yeoman guided the Cougars to four Southwest Conference championships and 12 bowl appearances. His most remarkable feat came during the 1976 season, when, in UH's first year in the powerful SWC, he guided the Cougars to a league championship and an impressive 30-21 win over previously-undefeated Maryland in the Cotton Bowl.

On This Date . . . (UH is 5-2 lifetime)

1951

Wichita State 19, UH 14
Wichita, Kan.

1979
UH 21, TCU 10
Fort Worth, Texas

1956

UH 41, Wichita State 16
Wichita, Kan.

1984
TCU 21, UH 14
Astrodome

1962

UH 7, Florida State 0
Tallahassee, Fla.

1990
UH 56, TCU 35
Astrodome

1973

UH 34, Florida State 3
Astrodome

Youth Be Served

With four games left in the season, UH head coach Dana Dimel will begin evaluating the 2002 returners in game action beginning tonight against the potent Bulls. Looking at the depth chart for the game, the Cougars lose only wide receiver Orlando Iglesias, guard Darnerius Watson and tackle Josh Demarr. On the defensive side, Houston has eight starters returning next season, as only defensive end Lee Ingersoll, linebacker Arthur Gissendanner and weak safety Hamin Milligan use up their eligibility over the next month. Dimel will pay special attention to some of the underclassmen, giving them plenty of playing time and repetitions. These include sophomores Kyle Brown (TE), Nick Eddy (QB), Rex Hadnot (OG), Al James (C), Brandon Middleton (WR), David Midyett (DE) and Heard Robinson (SS). Freshman that will see their playing time increase include Bryant Brown (LB), Gerard Daniels (PR), Stanford Routt (CB), Johnny Tyson (WR), Matt Schirmer (FB) and Jermain Woodard (SS).

Bowl Affiliations

For the second consecutive season, Conference USA will send a minimum of four of its members to postseason bowl games, as long as the schools post at least a winning overall record. Last year Louisville captured the conference crown and played Colorado State in the AXA/Equitable Liberty Bowl. East Carolina smashed Texas Tech in the inaugural galleryfurniture.com Bowl and Southern Miss squeaked past TCU (now a member of Conference USA) in the GMAC/Mobile Alabama Bowl. The final C-USA participant was Cincinnati, who faced the Mid-American Conference champion Marshall in the Motor City Bowl.

So far in 2001, Louisville is 7-1 and is the first team to become bowl eligible, while East Carolina now has five. After Louisville and ECU, five C-USA teams head into the final month with four wins, including Cincinnati, Memphis, Southern Miss, TCU and UAB.

Here is how the games shape up in 2001:

AXA Liberty Bowl: Conference USA is in the third year of a five-year deal to send its league champion to the Liberty Bowl in Memphis, Tenn., where it will take on the champion of the Mountain West Conference. This season the contest will be played on New Year's Eve

at 3 p.m. CST and will be televised by ESPN.

GMAC Bowl: This year's game marks the third version of this up-and-coming postseason bowl, pitting the second selection from C-USA against the second-best team from the MAC. Slated for December 19, this game will be televised live on ESPN2 beginning at 6:30 p.m. CST.

galleryfurniture.com Bowl: In just its second year of existence, this postseason clash held in the Astrodome in Houston matches Conference USA's third pick with the sixth or seventh selection from the Big 12. This season this game will take place on December 28 at 12:30 p.m. CST and will be televised by ESPN.



Motor City Bowl: This bowl pits the fourth selection from C-USA against the champion from the MAC for the second consecutive season. Held on December 29 at 11 a.m. CST, it, too, will be televised by ESPN2.

Receptions and Reynolds Go Hand-In-Hand

Joffrey Reynolds is fast becoming the dual threat he was a year ago. After slowing coming around in the rushing area, Reynolds again has been a force receiving the ball out of the backfield. He posted a career-high seven receptions for 70 yards against Army a month ago and is currently second on the team in receptions with 24 for an impressive 257 yards. Reynolds was one of the top receiving backs in the nation in 2000, and so far he doing the same in 2001. Here is where Reynolds ranks among the nation's top receiving running backs.

Running Back Reception Leaders (min. 2.0 per game)

	Recs.	Yards	Avg.	TD	Rec/game
Ricky Williams, Texas Tech	41	315	7.7	2	8.2
John Simon, Louisiana Tech	34	346	10.2	0	6.8
Mewelde Moore, Tulane	51	607	11.9	7	5.7
Quentin Griffin, Oklahoma	21	220	10.5	1	5.3
Wes Welker, Texas Tech	24	279	11.6	4	4.8
Ray Robinson, N.C. State	29	190	6.6	0	4.8
Travis Zachary, Clemson	28	281	10.0	0	4.7
Ja'Mel Branch, North Texas	18	248	13.8	1	4.5
Emmett White, Utah State	22	177	8.0	1	4.4
Raymond Kirkley, Pittsburgh	13	65	5.0	0	4.3
Eric Richardson, Tulsa	29	158	5.4	0	4.1
Robert Gillespie, Florida	23	291	12.7	2	3.8
Carey Davis, Illinois	25	167	6.7	0	3.6
Robbie Mixon, Central Michigan	14	96	6.9	0	3.5
Joffrey Reynolds, Houston	24	257	10.7	1	3.4
Marcus Fields, California	17	199	11.7	1	3.4
Charlie Landrigan, USC	25	325	13.0	2	3.1
Joe Igber, California	14	136	9.7	0	2.8
Ray Jackson, Cincinnati	16	274	17.1	2	2.7
Levron Williams, Indiana	15	146	9.7	1	2.5
Musa Smith, Georgia	10	87	8.7	0	2.5
*Brandon Payne, Akron	10	78	7.8	0	2.5
Chris Douglas, Duke	19	185	9.7	1	2.4
Damien Anderson, Northwestern	12	97	8.1	0	2.4

*-Injured 10/13/01


Ground Game Keeps Grinding It Out

In order for the Cougars to return to their winning ways, an effective ground game must be established. Last season the Cougars suffered in this area of their offense, finishing at the bottom of Conference USA in rushing yards per game. The running game was a point of emphasis for UH head coach Dana Dimel during the off season and fall practice. During the Rice game the ground attack was virtually non-existent,

struggling to a total of seven yards. The Texas game illustrated the Cougars could run the ball, while the TCU game produced the Cougars first 100-yard output (113) since the Tulane game last season (146 yards). Over the past few weeks the Cougar running game is chugging along, improving its output with each week. Against Cincinnati Joffrey Reynolds topped 100 yards rushing (116), becoming the first Cougars to rush for over 100 yards in three consecutive games since Ketric Sanford topped 100 in the final three games of the 1999 season. Even though he missed out on a fourth straight 100-yard game, Reynolds was a big reason why the Cougars posted the first 100-yard team effort against the stingy Southern Miss defense—the first given up by the Golden Eagles all season. On the season the Cougars are averaging 102.6 yards per game, which is over 30 yards per game more than they had last season (71.1 ypg.).

Cougars In The Conference

Despite their season struggles, several Cougars find themselves among the conference leaders in the recent statistics posted by Conference USA. As a team the Cougars are ranked number two in passing offense, averaging 280.9 yards per game through the air. As for total offense, UH is ranked third behind Tulane (439.7) and East Carolina (423.3) at 383.4 yards per game. As for pass efficiency, the Cougars are sixth at 121.5, trailing Cincinnati (144.5) and Louisville (138.4). In the third-down conversions, the Cougars are ranked third at 40.8 (40-98). UH is also fifth in total first downs with 139. Individually, junior Hanik Milligan leads all C-USA tacklers with 17.1 game and 120 total tackles. Another junior, running back Joffrey Reynolds is fourth in rushing (82.6) and third in all-purpose yards (126.4). Sophomore wide receiver Brandon Middleton is ninth in receiving yards/game (56.7) and sixth in kickoff return average (22.2). Senior wideout Orlando Iglesias is third in both receptions/game at 5.57 and receiving yards/game with 75.4.



Cougar Tidbits

For the seventh time this season and the ninth time in a row, the Cougars' opponent scored first...the Cougars have lost 11 in a row dating back to last season, with their last win coming against Memphis in triple overtime, 33-30, on October 21, 2000...this is the longest streak for UH since losing 11 straight over the end of the 1994 season and the beginning of the 1995 campaign...UH has also lost seven straight at home...for the first time since Southern Miss last season (a span of nine games) the Cougars did not allow a 100-yard individual rusher...the Cougars are in the midst of three straight away contests which is the longest season road trip for Houston since the 1995 season when UH played USC, Kansas and TCU in a row on the road.

Holding the Line

The Cougars offensive line has been quite impressive so far in 2001, allowing just five sacks of U of H quarterbacks in 331 passing plays—which equates to one sack every 66.2 attempts. The other registered sacks were committed by non-offensive linemen. Offensive line coach Clancy Barone also charts three other "Power Stats" for his offensive line: pancake blocks, knockdown blocks and ESPN blocks. Here is how the entire squad breaks down:

Name	Pancake Blocks	Knockdown Blocks	"ESPN" Blocks	QB Sacks Given Up (331 Attempts)
Josh Demarr	20	28	8	3
Rex Hadnot	32	63	17	0
Al James	36	66	15	0
Darnerius Watson	40	61	24	0
Jabari Beauford	20	30	5	1
Chris Redding	9	28	5	0
Patrick Boatner	1	5	1	1
Chris Wheeler	1	9	3	0
Tyrone Green	9	14	7	0
Total Unit	168	306	88	5
<i>Per Game Average</i>	<i>24.0</i>	<i>43.7</i>	<i>12.6</i>	<i>0.71 (or 1 sack per 66.2 att.)</i>

UH Miscellaneous

Houston's Record When

Cougars lead after 1st quarter	0-0	.000
Cougars trail after 1st quarter	0-5	.000
Score is tied after 1st quarter	0-2	.000
Cougars lead at halftime	0-1	.000
Cougars trail at halftime	0-6	.000
Score is tied at halftime	0-0	.000
Cougars lead after 3rd quarter	0-1	.000
Cougars trail after 3rd quarter	0-6	.000
Score is tied after 3rd quarter	0-0	.000
Score is tied after regulation	0-0	.000

Schedule Breakdown

Overall	0-7	.000
September	0-3	.000
October	0-4	.000
November	0-0	.000
December	0-0	.000

Conference USA Games ... 0-5 .000

Home	0-3	.000
Road	0-2	.000

Non-Conference Games 0-2 .000

Home	0-2	.000
Road	0-0	.000

Versus Ranked Opponents . 0-1 .000

Home	0-1	.000
Road	0-0	.000

Miscellaneous

Games Decided by TD or less	0-2	.000
Games Decided by FG or less	0-1	.000
Games Played on Natural Grass	0-5	.000
Games Played on Artificial Turf	0-1	.000
Day Games on Natural Grass	0-1	.000
Night Games on Natural Grass	0-5	.000
Day Games on Artificial Turf	0-1	.000
Night Games on Artificial Turf	0-0	.000
Day Games, Overall	0-2	.000
Night Games, Overall	0-5	.000

Total Offense/Total Defense

UH -300 yards total offense	0-1	.000
UH +300 yards total offense	0-6	.000
UH +400 yards total offense	0-3	.000
UH +500 yards total offense	0-1	.000
UH -200 yards passing	0-2	.000
UH +200 yards passing	0-5	.000
UH +250 yards passing	0-5	.000
UH +300 yards passing	0-3	.000
UH +350 yards passing	0-2	.000
UH -100 yards rushing	0-2	.000
UH +100 yards rushing	0-5	.000
UH +150 yards rushing	0-1	.000
UH +200 yards rushing	0-0	.000
UH +250 yards rushing	0-0	.000
UH allow -300 yards offense	0-0	.000
UH allow -400 yards offense	0-2	.000
UH allow +400 yards offense	0-5	.000
UH allow +500 yards offense	0-1	.000
UH allow -200 yards passing	0-3	.000
UH allow +200 yards passing	0-4	.000
UH allow +250 yards passing	0-3	.000
UH allow +300 yards passing	0-3	.000
UH allow -100 yards rushing	0-0	.000
UH allow +100 yards rushing	0-7	.000
UH allow +150 yards rushing	0-6	.000
UH allow +200 yards rushing	0-5	.000

UH INDIVIDUAL CAREER BESTS

TOMMIE BALDWIN

Rushing Attempts	2, vs. UL Lafayette (9-18-99)
Rushing Yards	13, vs. Pittsburgh (9-13-97)
Longest Run	13, vs. Pittsburgh (9-13-97)
Receptions	4, at Memphis (10-21-00)
Receiving Yards	34, vs. TCU (9-29-01)
Receiving Touchdowns	2, at Memphis (10-21-00)
Longest Reception	23, at Army (10-6-01)
Kickoff Returns	1, at Louisville (10-23-99)
	1, at Rice (9-2-00)
	1, at LSU (9-9-00)
Kickoff Return Yardage	12, at LSU (9-9-00)
Longest Kickoff Return	12, at LSU (9-9-00)

KEYKOWA BELL

Receptions	10, vs. SMU (9-30-00)
Receiving Yards	157, vs. SMU (9-30-00)
Receiving Touchdowns	1, vs. SMU (9-30-00)
	1, at Tulane (11-4-00)
Longest Reception	46, vs. SMU (9-30-00)
Rushing Attempts	2, vs. Texas (9-22-01)
Rushing Yards	13, vs. Texas (9-22-01)
Longest Run	15, vs. Texas (9-22-01)
Punt Returns	1, vs. Texas (9-22-01)
	1, vs. TCU (9-29-01)
Punt Return Yardage	11, vs. Texas (9-22-01)
Longest Punt Return	11, vs. Texas (9-22-01)

RONNIE BRAXTON

Tackles	5, vs. Cincinnati (10-20-01)
Tackles For Loss	1, vs. SMU (9-30-00)
	1, at Cincinnati (10-7-00)
	1, at Southern Miss (10-27-01)
Sacks	1, vs. SMU (9-30-00)
Pass Breakup	1, at Army (10-6-01)

BRYANT BROWN

Tackles	3, at Army (10-6-01)
	3, vs. Memphis (10-13-01)
Tackles For Loss	1, vs. Cincinnati (10-20-01)
Blocked Kick	1, vs. TCU (9-29-01)

KYLE BROWN

Receptions	3, at Southern Miss (10-27-01)
Receiving Yards	13, vs. Cincinnati (10-20-01)
Longest Reception	13, vs. Cincinnati (10-20-01)

GERARD DANIELS

Punt Returns	1, at Southern Miss (10-27-01)
Punt Return Yards	14, at Southern Miss (10-27-01)
Longest Punt Return	14, at Southern Miss (10-27-01)

JUSTIN DAVIS

Tackles	10, vs. TCU (9-29-01)
Tackles For Loss	1, vs. TCU (9-29-01)
	1, vs. Cincinnati (10-20-01)

CLINT DEGROOT

Tackles	4, vs. Memphis (10-13-01)
---------	---------------------------

NICK EDDY

Pass Attempts	56, at Southern Miss (10-27-01)
Pass Completions	28, vs. Memphis (10-13-01)
Touchdowns	2, vs. Memphis (10-13-01)
	2, vs. Cincinnati (10-20-01)
Passing Yards	331, vs. Memphis (10-13-01)
Interceptions	4, at Southern Miss (10-27-01)
Longest Pass	41, vs. Memphis (10-13-01)
Rushing Touchdowns	1, vs. Memphis (10-13-01)
Longest Rush	17, vs. Cincinnati (10-20-01)

WAYMOND ERVIN

Tackles	5, at Rice (9-2-00)
	5, at East Carolina (11-11-00)
Tackles For Loss	1, six times, vs. Rice (9-1-01)
Sacks	1, at Army (11-20-99)
Pass Breakups	3, vs. UCLA (9-19-98)

TIM FEATHERS

Receptions	1, at Army (10-6-01)
Receiving Yards	6, at Army (10-6-01)
Longest Reception	6, at Army (10-6-01)

CHONI FRANCIS

Receptions	2, vs. SMU (9-30-00)
Receiving Yards	22, vs. SMU (9-30-00)
Longest Reception	15, vs. SMU (9-30-00)
Punt Returns	3, at Memphis (10-21-00)
	3, at Tulane (11-4-00)
Punt Return Yards	14, at Tulane (11-4-00)
Longest Punt Return	12, at Memphis (10-21-00)
Kickoff Returns	1, at Cincinnati (10-7-00)
Kickoff Return Yardage	12, at Cincinnati (10-7-00)
Longest Return	12, at Cincinnati (10-7-00)

ARTHUR GISSENDANNER

Tackles	15, vs. Rice (9-1-01)
Tackles For Loss	2, vs. Memphis (10-13-01)
Sacks	1, vs. Southern Miss (11-7-98)
	1, vs. UL Lafayette (9-18-99)
	1, at UAB (9-25-99)
	1, at LSU (9-9-00)
Pass Breakups	1, at LSU (9-9-00)
Interceptions	1, vs. TCU (9-29-01)
Forced Fumble	1, at Army (10-6-01)
Blocked Kick	1, at California (9-5-98)

BRYAN HILL

Tackles	5, vs. TCU (9-29-01)
Tackles For Loss	1, vs. Texas (9-22-01)
	1, vs. Memphis (10-13-01)
Sacks	1, vs. Texas (9-22-01)
Pass Breakups	1, vs. Texas (9-22-01)
Blocked Kick	1, vs. TCU (9-29-01)

KAIRON HILL

Rushing Attempts	4, at North Carolina (10-16-99)
	4, at Texas (9-23-00)
Rushing Yards	23, at North Carolina (10-16-99)
Longest Run	11, at North Carolina (10-16-99)
Receptions	3, at LSU (11-13-99)
Receiving Yards	41, at Cincinnati (11-14-98)
Longest Reception	41, at Cincinnati (11-14-98)
Touchdown Reception	1, at Cincinnati (11-14-98)
Kickoff Returns	1, at North Texas (10-24-98)
	1, at Louisville (10-23-99)
Kickoff Return Yards	16, at North Texas (10-24-98)
Longest Return	16, at North Texas (10-24-98)

GREG HOLTE

Tackles	3, at Army (10-6-01)
---------	----------------------

MICHAEL HUEBNER

Tackles	2, vs. Rice (9-1-01)
Blocked Punt	1, vs. Southern Miss (10-28-00)

ORLANDO IGLESIAS

Receptions	12, vs. East Carolina (10-30-99)
Receiving Yards	171, vs. Minnesota (9-27-97)
Longest Reception	51, at Tulane (11-21-98)
Touchdown Receptions	2, vs. Army (10-10-98)
	2, vs. Cincinnati (10-20-01)

LEE INGERSOLL

Tackles	8, at East Carolina (11-11-00)
	8, vs. Rice (9-1-01)
Tackles For Loss	1, nine times, vs. UL (11-18-00)
Sacks	1, vs. Cincinnati (10-20-01)
Fumble Recoveries	2, at Rice (9-2-00)

QUANTAA JACKSON

Tackles	3, vs. Cincinnati (10-20-01)
Fumble Recovery	1, vs. Memphis (10-13-01)
Interceptions	1, at Southern Miss (10-27-01)
Pass Breakup	1, at Southern Miss (10-27-01)

ADRIAN LEE

Tackles	9, vs. Cincinnati (10-20-01)
Tackles For Loss	2, vs. Rice (9-1-01)
Sacks	1, vs. Rice (9-1-01)
Forced Fumble	2, vs. Texas (9-22-01)

ALVIN LEE

Receptions	3, at Southern Miss (10-27-01)
Receiving Yards	21, at Southern Miss (10-27-01)
Longest Reception	9, at Southern Miss (10-27-01)

VICTOR MALONE

Tackles	9, at Southern Miss (10-27-01)
Tackles For Loss	1, vs. Rice (9-1-01)
Pass Breakup	2, at Southern Miss (10-27-01)

DONALD MAYO

Tackles	5, vs. Memphis (10-13-01)
---------	---------------------------

JEREMY MCCARDELL

Receptions	4, at Louisville (10-23-99)
Receiving Yards	69, at Louisville (10-23-99)
Longest Reception	26, at Louisville (10-23-99)

JIMMY MCCLARY

Punts	8, vs. Rice (9-1-01)
Punting Yards	319, vs. Rice (9-1-01)
Punting Average	42.3, vs. Cincinnati (10-20-01)
Longest Punt	51, vs. Memphis (10-13-01)
Inside 20	3, vs. Rice (9-1-01)

BACHIE MCGRUDER

Tackles	7, vs. Army (9-16-00)
Tackles For Loss	1, at UCLA (10-4-97)
	1, vs. Army (9-16-00)
Interception	1, at LSU (9-9-00)
Pass Breakups	3, at LSU (9-9-00)
	3, vs. SMU (9-30-00)
Punt Returns	5, at Rice (9-2-00)
Punt Return Yards	21, at Rice (9-2-00)
Longest Punt Return	11, at Rice (9-2-00)

REGGIE MEDLOCK

Tackles	8, vs. Texas (9-22-01)
Recovered Fumble	1, vs. Texas (9-22-01)

BRANDON MIDDLETON

Receptions	8, at LSU (9-9-00)
Receiving Yards	175, at LSU (9-9-00)
Longest Reception	80, vs. Texas (9-22-01)
Touchdown Receptions	2, at LSU (9-9-00)
Rushing Attempts	1, at North Carolina (10-16-99)
	1, vs. East Carolina (10-30-99)
	1, vs. Tulane (11-6-99)
	1, vs. TCU (9-29-01)
Rushing Yards	18, vs. East Carolina (10-30-99)
Longest Rush	18, vs. East Carolina (10-30-99)
Kickoff Returns	4, vs. Army (9-16-00)
Kickoff Return Yardage	113, vs. Army (9-16-00)
Longest Return	43, vs. Army (9-16-00)

DAVID MIDYETT

Tackles	2, at LSU (9-9-00)
	2, vs. Memphis (10-13-01)
	2, vs. Cincinnati (10-20-01)
Tackles For Loss	2, at LSU (9-9-00)

HAMIN MILLIGAN

Tackles	10, vs. Louisville (11-18-00)
	10, vs. Rice (9-1-01)
Tackles For Loss	1, at East Carolina (11-11-00)
	1, vs. TCU (9-29-01)
	1, vs. Cincinnati (10-20-01)
Sacks	1, at East Carolina (11-11-00)
Pass Breakups	1, vs. SMU (9-30-00)

HANIK MILLIGAN

Tackles	22, vs. TCU (9-29-01)
Tackles For Loss	2, vs. Rice (9-1-01)
Pass Breakups	3, vs. SMU (9-30-00)
Forced Fumble	1, vs. Texas (9-22-01)
	1, vs. Cincinnati (10-20-01)
Fumble Recovery	1, vs. Cincinnati (10-20-01)
Interceptions	2, at Texas (9-23-00)
	2, vs. SMU (9-30-00)

JASON PARKER

Tackles	8, vs. Texas (9-22-01)
Tackles For Loss	2, vs. Louisville (11-18-00)
Sack	1, vs. Texas (9-22-01)
Forced Fumble	1, vs. Texas (9-22-01)
Interceptions	2, vs. SMU (9-30-00)
Pass Breakups	4, at LSU (11-13-99)

JEFF PATTERSON

Punts	8, at UAB (9-25-99)
Punting Yards	297, at UAB (9-25-99)
Punting Average	40.5, vs. Cincinnati (10-9-99)
Longest Punt	47, vs. Cincinnati (10-9-99)
Extra Points Made	4, vs. Cincinnati (10-20-01)
Extra Point Attempts	4, vs. Cincinnati (10-20-01)
Field Goals Made	1, vs. TCU (9-29-01)
Field Goal Attempts	2, vs. TCU (9-29-01)
Longest Field Goal	30, vs. TCU (9-29-01)

LEIF PENN

Rushing Attempts	24, at Tulane (11-4-00)
Rushing Yards	144, at Tulane (11-4-00)
Longest Run	26, vs. Cincinnati (10-9-99)
Receptions	2, at UAB (9-25-99)
	2, vs. Texas (9-22-01)
Receiving Yards	17, vs. Texas (9-22-01)
Longest Reception	11, at UAB (9-25-99)
Kickoff Returns	6, at Cincinnati (10-7-00)
Kickoff Return Yards	131, at Cincinnati (10-7-00)
Longest Kickoff Return	46, at Cincinnati (10-7-00)

JOFFREY REYNOLDS

Rushing Attempts	34, vs. Army (9-16-00)
Rushing Yards	201, vs. Army (9-16-00)
Longest Run	76, vs. TCU (9-29-01)
Rushing Touchdowns	3, vs. Army (9-16-00)
Receptions	7, at Army (10-6-01)
Receiving Yards	70, at Army (10-6-01)
Longest Reception	42, at Cincinnati (10-7-00)
Receiving Touchdowns	1, vs. Texas (9-22-01)
Kickoff Returns	2, vs. Memphis (10-13-01)
Kickoff Return Yards	50, vs. Memphis (10-13-01)
Longest Kickoff Return	27, vs. Memphis (10-13-01)

CHRIS ROBERTSON

Rushing Attempts	11, vs. Cincinnati (10-20-01)
Rushing Yards	52, vs. Cincinnati (10-20-01)
Longest Run	26, at Army (10-6-01)
Rushing Touchdowns	1, at Army (10-6-01)
	1, vs. Memphis (10-13-01)
	1, vs. Cincinnati (10-20-01)
Receptions	2, vs. TCU (9-29-01)
	2, vs. Memphis (10-13-01)
Receiving Yards	20, vs. TCU (9-29-01)
	20, vs. Cincinnati (10-20-01)
Longest Reception	20, vs. TCU (9-29-01)
	20, vs. Cincinnati (10-20-01)
Receiving Touchdowns	1, vs. TCU (9-29-01)

KELLY ROBERTSON

Pass Attempts	47, vs. Rice (9-1-01)
Pass Completions	27, at Army (10-6-01)
Touchdowns	3, vs. Texas (9-22-01)
Passing Yards	367, at Army (10-6-01)
Interceptions	2, at Army (10-6-01)
Longest Pass	80, vs. Texas (9-22-01)

BRIAN ROBINSON

Receptions	15, vs. Army (9-16-00)
Receiving Yards	154, at Tulane (11-4-00)
Receiving Touchdowns	2, at Rice (9-2-00)
Longest Receptions	38, at Cincinnati (10-7-00)

HEARD ROBINSON

Tackles	9, vs. Rice (9-1-01)
Tackles For Loss	1, at Memphis (10-21-00)
Sacks	1, at Memphis (10-21-00)
Forced Fumble	1, vs. Texas (9-22-01)
Pass Breakups	2, at LSU (9-9-00)
	2, vs. Texas (9-22-01)
Interceptions	1, at LSU (9-9-00)

ETHAN ROSS

Receptions	4, vs. Memphis (10-13-01)
Receiving Yards	50, at Army (10-6-01)
Longest Reception	31, at Army (10-6-01)
Rushing Attempts	2, vs. Memphis (10-13-01)
Rushing Yards	11, at Army (10-6-01)
Longest Run	11, at Army (10-6-01)
Punt Returns	1, vs. TCU (9-29-01)
	1, at Army (10-6-01)
	1, vs. Memphis (10-13-01)
Punt Return Yardage	7, at Army (10-6-01)
Longest Punt Return	7, at Army (10-6-01)

UH INDIVIDUAL CAREER BESTS

STANFORD ROUNT

Tackles	4, vs. Texas (9-22-01)
	4, vs. TCU (9-29-01)
Pass Breakups	1, vs. Rice (9-1-01)
	1, vs. Texas (9-22-01)
	1, at Army (10-6-01)
Interceptions	1, vs. Texas (9-22-01)

MATT SCHIRMER

Receptions	1, vs. Memphis (10-13-01)
	1, at Southern Miss (10-27-01)
Receiving Yards	11, at Southern Miss (10-27-01)
Longest Reception	11, at Southern Miss (10-27-01)
Kickoff Returns	1, at Army (10-6-01)
Kickoff Return Yards	18, at Army (10-6-01)
Longest Kickoff Return	18, at Army (10-6-01)

JESSE SOWELLS

Tackles	1, seven times
Fumble Recoveries	2, at Southern Miss (10-27-01)

GROVER THOMPSON

Receptions	3, vs. Rice (9-1-01)
	3, vs. TCU (9-29-01)
Receiving Yards	27, vs. Texas (9-22-01)
Touchdowns	1, vs. Rice (9-1-01)
	1, vs. Texas (9-22-01)
	1, at Army (10-6-01)
Longest Reception	24, vs. Texas (9-22-01)

BOBBY TILLMAN

Kickoff Returns	3, vs. Texas (9-22-01)
	3, at Southern Miss (10-27-01)
Kickoff Return Yards	53, vs. Texas (9-22-01)
Longest Kickoff Return	24, vs. Texas (9-22-01)

ROBIN TREMBLAY

Tackles	4, vs. Rice (9-1-01)
	4, vs. TCU (9-29-01)
Forced Fumble	1, vs. TCU (9-29-01)

JOHNNY TYSON

Receptions	1, vs. Cincinnati (10-20-01)
	1, at Southern Miss (10-27-01)
Receiving Yards	29, vs. Cincinnati (10-20-01)
Longest Reception	29, vs. Cincinnati (10-20-01)
Kickoff Returns	5, vs. Cincinnati (10-20-01)
Kickoff Return Yardage	67, vs. Cincinnati (10-20-01)
Longest Kickoff Return	22, vs. Cincinnati (10-20-01)

RUFUS WILLIAMS

Tackles	4, at Army (10-6-01)
Tackles For Loss	2, at Southern Miss (10-27-01)
Sacks	1, vs. Cincinnati (10-20-01)
Pass Breakup	1, vs. Cincinnati (10-20-01)

JERMAIN WOODARD

Tackles	12, vs. TCU (9-29-01)
Tackles For Loss	3, vs. TCU (9-29-01)
Sacks	1, vs. Cincinnati (10-20-01)
Forced Fumble	1, vs. TCU (9-29-01)
	1, at Southern Miss (10-27-01)

UH DEPTH CHART

OFFENSE

WR	8	Brandon Middleton	5-11	180	So.-1L
	20	Alvin Lee	5-10	177	Sr.-1L
WR	18	Orlando Iglesias	6-3	220	Sr.-3L
	19	Jeremy McCardell	6-0	225	Jr.-2L
LT	64	Josh Demarr	6-6	301	Sr.-1L
or	73	Chris Redding	6-4	355	Jr.-TR
LG	76	Rex Hadnot	6-1	310	So.-1L
	77	Patrick Boatner	6-1	285	Sr.-3L
C	51	Al James	6-0	300	So.-1L
	77	Patrick Boatner	6-1	285	Sr.-3L
RG	67	Darnerius Watson	6-2	300	Sr.-1L
	68	Tyrone Green	6-2	295	Jr.-JC
RT	74	Chris Wheeler	6-2	295	Jr.-1L
	68	Tyrone Green	6-2	295	Jr.-JC
TE	81	Kyle Brown	6-4	240	So.-1L
	40	Tim Feathers	6-0	240	So.-1L
	34	Kairon Hill	5-9	228	Sr.-3L
WR	13	Brian Robinson	6-4	208	Jr.-2L
	83	Johnny Tyson	6-0	168	Fr.-RS
QB	16	Nick Eddy	6-4	240	So.-JC
	5	Kelly Robertson	6-4	220	Jr.-TR
	14	Torrence Botts	6-2	200	Jr.-HS
RB	1	Joffrey Reynolds	5-10	215	Jr.-2L
	37	Chris Robertson	6-1	222	Jr.-TR
	38	Bobby Tillman	5-10	200	Fr.-RS
FB	2	Tommie Baldwin	5-10	232	Sr.-3L
	32	Matt Schirmer	6-0	225	Fr.-HS
	34	Kairon Hill	5-9	228	Sr.-3L

DEFENSE


LE	58	Quanta Jackson	6-2	255	Jr.-JC
	92	Adrian Lee	6-2	235	Jr.-JC
LT	98	Rufus Williams	6-5	300	Jr.-2L
	88	Kendrick Goss	6-4	270	Fr.-RS
RT	91	Bryan Hill	6-1	285	Jr.-JC
	96	Robin Tremblay	6-2	275	Sr.-2L
RE	75	Lee Ingersoll	6-3	275	Sr.-1L
	89	David Midyett	6-2	250	So.-1L
WLB	41	Arthur Gissendanner	6-2	225	Sr.-3L
	45	Bryant Brown	6-2	220	Fr.-HS
MLB	10	Ronnie Braxton	6-0	210	Jr.-1L
	46	Waymond Ervin	5-11	228	Sr.-3L
CB	8	Stanford Rount	6-1	180	Fr.-HS
	24	Jason Parker	5-10	180	Sr.-3L
CB	22	Victor Malone	5-11	175	Jr.-JC
	17	Greg Holte	5-10	185	Jr.-2L
	6	Bachie McGruder	5-10	176	Sr.-3L
SS	29	Jermain Woodard	5-11	195	Fr.-RS
	7	Heard Robinson	6-2	208	So.-1L
WS	44	Hamin Milligan	6-2	190	Sr.-1L
	26	Reggie Medlock	5-10	190	Jr.-1L
FS	5	Hanik Milligan	6-3	215	Jr.-1L
	30	Clint deGroot	5-11	197	Sr.-3L

SPECIAL TEAMS

PK	48	Jeff Patterson	6-1	205	Sr.-1L
	47	Dustin Bell	6-2	210	Fr.-RS
KO	48	Jeff Patterson	6-1	205	Sr.-1L
	47	Dustin Bell	6-2	210	Fr.-RS
P	43	Jimmy McClary	6-6	214	So.-TR
	48	Jeff Patterson	6-1	205	Sr.-1L
SS	57	Lance Phillips	6-1	190	Sr.-1L
	50	Thomas Gafford	6-2	210	Fr.-HS
LS	57	Lance Phillips	6-1	190	Sr.-1L
	50	Thomas Gafford	6-2	210	Fr.-HS
H	39	J.J. Wyatt	5-11	190	Fr.-RS
	43	Jimmy McClary	6-6	214	So.-TR
KOR	8	Brandon Middleton	5-11	180	So.-1L
	21	Leif Penn	5-9	205	Sr.-3L
PR	85	Gerard Daniels	5-8	170	Fr.-RS
	83	Johnny Tyson	6-0	168	Fr.-RS

HOUSTON DRESS LIST

NO	NAME	POS	HT	WT	CL	HOMETOWN (HIGH SCHOOL/LAST SCHOOL)
1	Joffrey Reynolds	RB	5-10	215	Jr.-R**	Tyler, Texas (Lee)
2	Tommie Baldwin	FB	5-11	232	Sr.-R***	Houston, Texas (Aldine MacArthur)
5	Hanik Milligan	DB	6-3	215	Jr.-*	N. Ft. Lauderdale, Fla. (Coconut Creek/Iowa Central CC)
5	Kelly Robertson	QB	6-4	220	Jr.-TR	Port Neches, Texas (West Orange-Stark/ Dixie College/Western Kentucky)
6	Bachie McGruder	DB	5-10	176	Sr.-R***	Waxahachie, Texas (Waxahachie)
6	Anthony Evans	RB	5-10	205	Fr.-HS	Pearland, Texas (Pearland)
7	Heard Robinson	DB	6-2	208	So.-R*	Houston, Texas (Aldine Nimitz)
8	Brandon Middleton	WR	5-11	180	So.-R*	Houston, Texas (Elsik)
8	Stanford Routt	DB	6-1	180	Fr.-HS	Pflugerville, Texas (Connally)
10	Ronnie Braxton	LB	6-0	210	Jr.-*	Denison, Texas (Denison/Fort Scott CC)
13	Brian Robinson	WR	6-4	208	Jr.-R**	Daytona Beach, Fla. (Mainland)
14	Torrence Botts	QB	6-2	200	Jr.	Friendswood, Texas (Clear Brook)
16	Nick Eddy	QB	6-4	240	So.-JC	Courtland, Calif. (Delta/American River JC)
17	Greg Holte	DB	5-10	185	Jr.-R**	Bradenton, Fla. (Southeast)
18	Orlando Iglesias	WR	6-3	220	Sr.-R***	Miami, Fla. (Coral Park)
19	Jeremy McCardell	WR	6-0	225	Jr.-**	New Caney, Texas (New Caney)
20	Alvin Lee	QB/WR	5-10	177	Sr.-R*	New Orleans, La. (Hammond/SW Mississippi JC)
21	Leif Penn	RB	5-9	205	Sr.-***	North Miami Beach, Fla. (Edison)
22	Victor Malone	DB	5-11	175	Jr.-JC	Brooksville, Miss. (Noxubee County/East Mississippi JC)
23	Jesse Sowell	DB	5-11	200	Jr.-R	Houston, Texas (Willowridge/Blinn-JC)
24	Jason Parker	DB	5-10	180	Sr.-***	Chesapeake, Va. (West Branch/Fork Union)
26	Reggie Medlock	DB	5-10	190	Jr.-R*	Irving, Texas (Irving)
28	Chad Davis	DB	5-11	195	Fr.-R	Lake Jackson, Texas (Brazoswood)
29	Jermain Woodard	DB	5-11	195	Fr.-R	Houston, Texas (Dobie)
30	Clint deGroot	DB	5-11	197	Sr.-***	Santa Fe, Texas (Santa Fe)
32	Matt Schirmer	FB	6-0	225	Fr.-HS	Holton, Kan. (Holton)
34	Kairon Hill	FB/TE	5-9	228	Sr.-3L	Deland, Fla. (Pierson Taylor)
36	Michael Huebner	DB	5-11	194	Jr.-R*	Austin, Texas (Westwood/Angelo State)
37	Chris Robertson	RB	6-1	222	Jr.-TR	Denison, Texas (Denison/Texas)
38	Bobby Tillman	RB	5-10	200	Fr.-R	Houston, Texas (Memorial)
39	J.J. Wyatt	P	5-11	190	Fr.-R	Diboll, Texas (Diboll)
40	Tim Feathers	TE	6-0	240	So.-*	Orange, Texas (West Orange-Stark)
41	Arthur Gissendanner	LB	6-2	225	Sr.-***	Bradenton, Fla. (Southeast)
42	Corbin Mozisek	FB	6-1	210	Fr.-R	East Bernard, Texas (East Bernard)
43	Jimmy McClary	P	6-6	214	So.-TR	The Woodlands, Texas (The Woodlands/Hofstra)
44	Hamin Milligan	DB	6-2	190	Sr.-R*	N. Ft. Lauderdale, Fla. (Coconut Creek/Garden City CC)
45	Bryant Brown	LB	6-2	220	Fr.-HS	Houston, Texas (North Shore)
46	Waymond Ervin	LB	5-11	228	Sr.-R***	Dallas, Texas (Bishop Dunne/Air Force Prep)
47	Dustin Bell	K	6-2	210	Fr.-RS	Houston, Texas (Jersey Village)
48	Jeff Patterson	P	6-1	205	Sr.-R*	Pflugerville, Texas (Pflugerville/Blinn JC)
50	Thomas Gafford	LS	6-2	210	Fr.-HS	Houston, Texas (Clear Brook)
51	Al James	OL	6-0	300	So.-R*	Tallahassee, Fla. (Lincoln)
57	Lance Phillips	LS	6-1	190	Sr.-*	Friendswood, Texas (Friendswood)
58	Quantaa Jackson	DL	6-2	255	Jr.-R	Wharton, Texas (Wharton/Blinn JC)
62	Donald Mayo	DL	6-2	295	Fr.-R	Houston, Texas (Aldine Eisenhower)
64	Josh Demarr	OL	6-6	301	Sr.-*	Palestine, Texas (Palestine/Cisco JC)
67	Darnerius Watson	OL	6-2	300	Sr.-*	Longview, Texas (Longview/Kilgore JC)
68	Tyrone Green	OL	6-2	295	Jr.-R	Verona, Miss. (Shannon/Itawamba CC)
70	David Douglas	OL	6-3	295	Fr.-HS	Houston, Texas (Klein Forest)
73	Chris Redding	OL	6-4	355	Jr.-TR	Houston, Texas (North Shore/Arizona)
74	Chris Wheeler	OL	6-2	295	Jr.-R*	Houston, Texas (Madison)
75	Lee Ingersoll	DL	6-3	275	Sr.-R*	Arvada, Colo. (Dodge City JC)
76	Rex Hadnot	OL	6-1	310	So.-R*	Lufkin, Texas (Lufkin)
77	Patrick Boatner	OL	6-1	285	Sr.-R***	Shalimar, Fla. (Choctawhatchee)
81	Kyle Brown	TE	6-4	240	So.-R*	Brampton, Ontario (Bramalea)
83	John Tyson	WR	6-0	168	Fr.-R	Houston, Texas (Klein Forest)
85	Gerard Daniels	WR	5-8	170	Fr.-R	Houston, Texas (Bellaire)
88	Kendrick Goss	TE	6-4	270	Fr.-R	Crosby, Texas (Crosby)
89	David Midyett	DL	6-2	250	So.-*	Corpus Christi, Texas (Carroll)
90	Joe Clay	DL	6-1	255	Fr.-R	San Angelo, Texas (Lake View)
91	Bryan Hill	DL	6-1	285	Jr.-R	Winter Haven, Fla. (Winter Haven/Dodge City CC)
92	Adrian Lee	DL	6-2	235	Jr.-R	Longview, Texas (Longview/Kilgore JC)
94	Blain Davis	DL	6-2	298	So.-SQ	Houston, Texas (Willowridge)
96	Robin Tremblay	DL	6-2	275	Sr.-R**	Quebec City, Quebec (Champlain)
98	Rufus Williams	DL	6-5	300	Jr.-R**	Daytona Beach, Fla. (Mainland)



2001 COUGAR FOOTBALL

HOUSTON COUGARS AT SOUTH FLORIDA

Game 8 — November 3, 2001 — 7 p.m. (EST)
Tampa, Fla. — Raymond James Stadium (41,444)

2001 HOUSTON (0-7, 0-5)

SCHEDULE & RESULTS

9/1	RICE	L, 21-14
9/22	#5 TEXAS (ESPN2)	L, 53-26
9/29	TCU* (ESPN Regional)	L, 34-17
10/6	@Army*	L, 28-14
10/13	MEMPHIS*	L, 52-33
10/20	CINCINNATI*	L, 29-28
10/27	@Southern Miss*	L, 58-14
11/3	@South Florida	6 p.m.
11/10	@Louisville*	1 p.m.
11/17	UAB*	7 p.m.
12/1	@Georgia	noon

*C-USA game. Times listed are Central.

2001 South Florida (5-3)

SCHEDULE & RESULTS

8/30	@Northern Illinois	L, 20-17
9/8	@Pittsburgh	W, 35-26
9/22	@Memphis	L, 17-9
9/29	NORTH TEXAS	W, 28-10
10/6	@Utah	L, 52-21
10/13	CONNECTICUT	W, 40-21
10/20	SOUTHERN UTAH	W, 42-12
10/27	LIBERTY	W, 68-37
11/3	HOUSTON	7 p.m.
11/10	WESTERN ILLINOIS	7 p.m.
11/24	UTAH STATE	7 p.m.


*C-USA game. Times listed are Eastern.

UH Opponents This Week

Rice @Fresno State; Georgia is OFF; Texas @Baylor; East Carolina @TCU (10/30); Army @Air Force; Memphis is OFF; Connecticut @Cincinnati; Southern Miss @Penn State; Louisville @Tulane; UAB is OFF.



FAST FACTS ON THE GAME



Houston Cougars	South Florida
0-7 Overall; 0-5 C-USA	5-3 Overall
308-277-15 All-Time (56th year)	32-20 All-Time (Fifth year)
Head Coach Dana Dimel	Head Coach Jim Leavitt
Kansas State 1986	Missouri, 1978
2nd year at UH, 3-15/5th year Overall, 26-27	5th year at USF & Overall, 32-20

The Coaches — Dana Dimel heads into his second season as the head coach of the University of Houston program. In a year of adjustment in 2000, Dimel posted a 3-8 record with his young Cougars. Dimel arrived in Houston after three years as the head football coach at Wyoming, where he posted a 23-12 mark and was one of only 10 current Division I-A head coaches to have won at least seven games in those three years. Dimel spent almost 10 seasons at his alma mater, Kansas State, as he had a hand in developing the Wildcat program into one of the more dominant teams of the past decade. Like Dimel, South Florida head coach Jim Leavitt honed his skills as a coach under the guidance of Kansas State head coach Bill Snyder. As a matter of fact, Leavitt and Dimel served together on the Wildcat staff. Leavitt arrived in Tampa six years ago to start the Bull football program from scratch. Leavitt has taken the USF program from Division I-AA to I-A independent in five years. He is the only head coach in the history of the South Florida program.

FAST FACTS ON THE SERIES

Series Record Overall	First Meeting
UH Series Record in Tampa	First Meeting
First Meeting	First Meeting
Last Meeting	First Meeting
Last Meeting in Tampa	First Meeting

Series Notes — This is the first-ever meeting between Houston and South Florida, but it will be the first of many to come. South Florida joins Conference USA as a full-time football member in the fall of 2003, but the Bulls and Cougars will play next season in Houston after the clash this weekend. For the Bulls this is their first-ever home game against a future C-USA foe. Last month South Florida faced Memphis in the Liberty Bowl in the Bulls first meeting with a Conference USA team.

RADIO & TELEVISION INFORMATION

Cougars on the Radio

This week's game versus South Florida will be broadcast on KBME AM, 790, beginning with the pregame show 15 minutes prior to kick-off. The "Voice of the Cougars", Craig Ackerman, handles play-by-play duties, while former All-Southwest Conference center, Chuck Brown, will provide the color analysis. All Cougar football games can be heard on the internet by logging onto the UH webe at UHCougars.com.

Cougar Country Recap

Catch all the Cougar highlights on Tuesday nights at 10:30 p.m. on the Cougar Country Recap on KUHT-TV, Channel 8.

Houston-South Florida Television

No television in Houston; however, the game will be broadcast by Fox Sports Net Florida with Al Kick calling the action and Doug Graber handling the color analysis.

Dana Dimel on the Radio

Coach Dimel will be live every Wednesday morning on KILT beginning at 8:10 a.m. with the 610 Morning Crew. Dimel will make guest appearances on "KTRH SportsBeat" from 7:30-8 p.m. on Thursday nights during the season.



MEDIA INFORMATION

Sports Information Staff

Associate A.D./Football SID: Chris Burkhalter
 Work Number: 713-743-9409
 Home Number: 281-403-7674
 email address: cburkha@mail.uh.edu

Assistant SID: Rick Poulter
 Work Number: 713-743-9407
 Home Number: 281-489-7364
 email address: rpoulter@uh.edu

Assistant SID: Jeff Conrad
 Work Number: 713-743-9410
 Home Number: 936-448-4693
 email address: jac Conrad@mail.uh.edu

Assistant SID/Publications: Amy Abramczyk
 Work Number: 713-743-9391
 Home Number: 281-242-6848
 email address: aabramcz@mail.uh.edu

SID Assistant: Sara Swilling
 Work Number: 713-743-9408
 Home Number: 713-780-2097
 email address: sswilling@mail.uh.edu

FAX Number: 713-743-9411
 Robertson Stadium Press Box: 713-743-0550
 Cougar Hotline: 713-743-COOG (2664)
 Conference USA Number: 312-553-0483

Dana Dimel Weekly Press Luncheons

- Tuesday, August 28
- Tuesday, September 11
- Tuesday, September 18
- Tuesday, September 25
- Tuesday, October 2
- Tuesday, October 9
- Tuesday, October 16
- Tuesday, October 23
- Tuesday, October 30
- Tuesday, November 6
- Tuesday, November 13
- Tuesday, November 20 (IF BOWL ELIGIBLE)

Lunch will be served at 11:30 a.m., with Coach Dimel and two or three Cougar players to speak at noon.

Fax-on-Demand

Phone Number: 770-558-6000
 Web Address: www.mediateamlink.com

UH Football Document Codes

Complete Release	3130
Stats Only	3131
Notes Only	3132
Depth Chart	3134
Daily Practice Report	3135
Special Release	3136
Postgame Information	3137
Roster	3140

C-USA Football Document Codes

Complete Release	1130
Conference Stats	1131
Notes Only	1132
Standings	1133
Bowl Information	1138
C-USA Directory	1100

UH Athletics Web Site

www.UHCougars.com

MORE ON THE GAME

One of the up-and-coming programs in Division I-A, the South Florida Bulls head into Saturday's contest with the Cougars on a three game winning streak after dismantling Liberty, 68-37, last time out at Raymond James Stadium in Tampa. The Bulls had no problem generating an offense against the Flames, rushing for 271 yards and throwing for an additional 309. South Florida scored in every quarter versus Liberty, including 28 in the second and an additional 20 in the fourth.

Quarterback Marquel Blackwell threw for 291 yards and four touchdowns before giving way to backup Ronnie Banks in the final stanza. The versatile Blackwell also rushed for 27 yards on the afternoon.

The Bulls registered the biggest win for their five-year program back in September, when South Florida traveled to Pittsburgh and defeated the Panthers, 35-26. South Florida also has defeated North Texas (28-10), Connecticut (40-21) and Southern Utah (42-12), while losing to Northern Illinois (20-17), Utah (52-21) and soon-to-be Conference USA foe, Memphis (17-9). The Bulls will join Conference USA in football in the fall of 2003.

As mentioned, as goes Blackwell, so goes the South Florida offense. With a pass efficiency rating of 119.04, Blackwell has completed 57 percent (200-353) of his pass attempts for 2,192 yards and 17 touchdowns. He has added 155 yards and eight touchdowns rushing as well, as his total offense number average out to 293.4 yards per game.

When he is throwing the ball, Blackwell's favorite targets are Huey Whittaker, Chris Iskra and Hugh Smith. Whittaker has 41 catches for 411 yards and two scores, while Iskra

registered 32 for 378 and two TDs, with Smith chipping in 27 for 341 and a team-leading four touchdowns.

When he is handing off the ball, Blackwell enjoys getting Clenton Crossley as many touches as possible. Crossley leads the team in rushing with 298 yards and four touchdowns, with Quinton Callum (38 for 221) and Vince Brewer (33-196) also receiving their share of totes.

Even though they are young on defense, the Bulls are extremely talented. Free safety J.R. Reed has a team-leading four interceptions, while cornerback Bernard Brown has two, including an 86-yarder for a touchdown.

Linebacker Kawika Mitchell paces the defensive unit overall, with 74 total tackles, including six for losses. His linebacking counterpart, Anthony Williams, is second on the team in stops with 69. Defensive end Chris Daley is the big-play lineman on the Bull defense, with a team-best seven-and-a-half sacks and 11 tackles for losses. He has 31 total tackles on the season.

THEIR LAST TIME OUT

Game 8
 Raymond James Stadium
 Tampa, Fla.
 October 27, 2001

	1	2	3	4	Final
Liberty	7	7	3	20	37
South Florida	14	28	6	20	68

- USF - Clenton Crossley 5 run (Santiago Gramatica kick), 1Q-9:40
- USF - Crossley 26 pass from Marquel Blackwell (Gramatica kick), 1Q-6:38
- LU - Biff Parson 1 run (Jay Kelly kick), 1Q-1:53
- LU - Samkon Gado 4 run (Kelly kick), 2Q-11:35
- USF - Chris Iskra 29 pass from Blackwell (kick failed), 2Q-9:58
- USF - Hugh Smith 35 pass from Blackwell (Smith pass), 2Q-6:32
- USF - Iskra 37 pass from Blackwell (Gramatica kick), 2Q-4:55
- USF - Bernard Brown 86 interception return (Gramatica kick), 2Q-2:11
- USF - Crossley 2 run (kick failed), 3Q-9:47
- LU - Kelley 26 FG, 3Q-2:33
- USF - Brian Fisher 13 run (Gramatica kick), 4Q-13:03
- USF - Vince Brewer 1 run (Gramatica kick), 4Q-9:47
- LU - Daniel Jackson 69 pass from Parson (Kelley kick), 4Q-8:59
- USF - Quinton Callum 62 run (kick failed), 4Q-8:36
- LU - Josh Stoffe 16 pass from Parson (kick failed), 4Q-3:47
- LU - John Allen 12 pass from Parson (Kelley kick), 4Q-1:10

TEAM STATISTICS

	Liberty	South Florida
First Downs	31 (18-10-3)	25 (13-12-0)
Rushes - Yards	39-61	29-271
Comp-Att-Int	39-65-3	21-40-1
Passing Yards	407	309
Punts-Average	8-33.3	5-32.8
Fumbles-Lost	2-2	2-2
Third Down Conv.	7-21	6-13
Penalties-Yards	7-50	8-95
TOP	42:17	17:43

INDIVIDUAL STATISTICS

- Rushing**
 LU: Goodman 13-52, Gado 11-48, Scott 3-1, Parson 11-(-11);
 USE: Brewer 8-93, Callum 2-63, Patullo 3-39, Crossley 7-34,
 Blackwell 6-27, Smith 1-13, Fisher 1-13, Banks 1-(-11).
- Passing**
 LU: Parson 30-46-0-321, Scott 9-18-3-86, Goodman 0-1-0-0;
 USE: Blackwell 18-35-1-291, Banks 2-3-0-11, Patullo 1-2-0-7.
- Receiving**
 LU: Stoffe 15-164, Jackson 12-165, Harris 4-49, Allen 4-19,
 Goodman 3-(-4), Gado 1-14; USE: Iskra 6-143, Crossley 3-45,
 Rubin 3-29, Fisher 2-14, Smith 1-35, Cobb 1-16, Whittaker 1-
 11, Hearn 1-8, Jones 1-7, Bingham 1-5, Callum 1-(-4).

MORE ON THE GAME

STATS COMPARISON

TWO-DEEP COMPARISON

Houston		South Florida
20.9	Points Per Game	32.5
139	First Downs	180
718	Rushing Yards	900
102.6	Avg./Game	112.5
1,966	Passing Yards	2,295
283-159-10	A-C-I	377-213-10
280.9	Avg./Game	286.9
2,684	Total Yards	3,195
383.4	Avg./Game	399.4
12/8	Fumbles/Lost	15/10
18	Total Turnovers	20
53/466	Penalties/Yds.	80/708
31/36.2	Punts/Avg.	49/38.9
28:59	TOP/Game	26:19
40-98	3rd Down Conversions	46-128
39.3	Points Allowed Per Game	24.4
1,626	Rushing Yards Allowed	1,012
232.3	Avg./Game	126.5
1,507	Passing Yards Allowed	1,815
184-111-5	A-C-I	284-166-8
215.3	Avg./Game	226.9
3,133	Total Yards Allowed	2,827
447.6	Avg./Game	353.4
10	Turnovers Forced	19

WEIGHT AVERAGES

Houston		South Florida
212.0	Wide Receivers (Inc. TE)	208.8
235.3	Backfield	207.5
301.2	Offensive Line	294.0
255.0	Total Offense	247.3
191.0	Secondary	185.0
225.5	Linebackers	238.3
278.8	Defensive Line	267.5
229.2	Total Defense	229.5
209.5	Special Teams	192.5
240.0	TOTAL TEAM	234.6

CLASS BREAKDOWN

	Sr.	Jr.	So.	Fr.
Houston Offense (inc. K)	8	7	6	3
Houston Defense (inc. P)	7	8	4	4
Houston Totals	15	15	10	7
South Florida Offense (inc. K)	4	3	4	13
South Florida Defense (inc. P)	4	6	9	5
South Florida Totals	8	9	13	18

KEYS TO THIS WEEK'S GAME

- UH senior wide receiver Orlando Iglesias will extend his consecutive game reception streak with his first catch against the Bulls.
- Iglesias is just two catches shy of becoming only the third receiver in UH history with over 200 receptions. With eight more yards receiving, he will move into second place all-time, passing Manny Hazard (1989-90).
- After generating 300-plus yards against both Memphis and Southern Miss over the past several weeks (two of the top defenses in the country), the Cougar offense should again be able to move the ball this week against South Florida.
- Even though their offense has been moving the ball, they must convert in the Red Zone. After two successful games in the Red Zone, the Cougars were only two-of-four versus Southern Miss with two interceptions.
- The Cougars must turn to speedsters Brandon Middleton and Johnny Tyson to soften the South Florida defense. The deep threat has been missing the last two weeks.
- The UH defense MUST find a way to slow the potent South Florida offense down. Putting pressure on the quarterback is a given, but it must also find ways to blanker the USF receivers.
- After taking several steps backward the last few weeks, the Cougars special teams needs to regain its confidence early in the game. If not, mistakes with the special teams could again become a problem for the Cougars to overcome.
- With the running tandem of Joffrey Reynolds and Chris Robertson, the Cougars must again run the football to set up the pass. The UH offensive line has been quite effective in running the ball, but it must continue against a very athletic Bull defense.
- Hold onto the ball and force the Bulls into mistakes. This is a must for the Cougars in order to win the game.

2001 OPPONENT UPDATE

Date	Opponent	UH Score	Opp Record	This Week	Last Game
Sept. 1	Rice	14-21	6-2	@Fresno State	L, 41-38, OT @Louisiana Tech
Sept. 22	Texas	26-53	7-1	@Baylor	W, 35-16, @Missouri
Sept. 29	TCU	17-34	4-3	vs. ECU (10/30)	OPEN
Oct. 6	at Army	14-28	2-5	@Air Force	W, 42-35, vs. Tulane
Oct. 13	Memphis	33-52	4-4	OPEN	L, 17-14, vs. UAB
Oct. 20	Cincinnati	28-29	4-3	vs. Connecticut	L, 28-13, vs. Louisville
Oct. 27	at Southern Miss	14-58	4-2	@Penn State	W, 58-14, vs. Houston
Nov. 3	at South Florida		5-3	vs. Houston	W, 68-37, vs. Liberty
Nov. 10	at Louisville		7-1	@Tulane	W, 28-13, @Cincinnati
Nov. 17	UAB		4-4	OPEN	W, 17-14, @Memphis
Dec. 1	at Georgia		5-2	OPEN	L, 24-10, vs. Florida

Totals

52-30 (.634)

MEDIA INFORMATION

C-USA Coaches Teleconference

Mondays beginning Aug. 27
concluding Nov. 19
Phone Number: (847) 619-6129
Playback Number: (402) 220-4791

1 p.m.	Players of the Week/Notes
1:05 p.m.	Rick Minter, Cincinnati
1:13 p.m.	Steve Logan, East Carolina
1:21 p.m.	John L. Smith, Louisville
1:29 p.m.	Watson Brown, UAB
1:37 p.m.	Dana Dimel, Houston
1:45 p.m.	Tommy West, Memphis
1:53 p.m.	Jeff Bower, Southern Miss
2:01 p.m.	Chris Scelfo, Tulane
2:09 p.m.	Todd Berry, Army
2:17 p.m.	Gary Patterson, TCU
2:25 p.m.	Beat Writers Notes Exchange

Opponent Radio

Coach Dimel will be available for the opponent's radio on Tuesdays only between 11-11:30 a.m.

Conference USA Football Satellite Feed

30 minutes of highlights and interviews from all nine C-USA schools

Every Wednesday afternoons at 3:30 p.m. EDT/
2:30 p.m. CDT thru Nov. 28

Satellite Information

KU Band
SBS 6
Transponder 8
Download Frequency: 11900 Vertical

2001 Opponent Football SIDs

Rice	Bill Cousins (713-348-4034)
Georgia	Claude Felton (706-542-1621)
Press Box	706-542-7780/7781
Texas	John Bianco (512-471-6036)
TCU	Steve Fink (817-257-7969)
Army	Bob Beretta (845-938-3303)
Press Box	845-938-3377
Memphis	Bob Winn (901-678-2337)
Cincinnati	Brian McCann (513-556-5191)
Southern Miss	Mike Montoro (601-266-4503)
Press Box	601-266-5523
South Florida	John Gerdes (813-974-4086)
Press Box	813-350-6225
Louisville	Ken Horn (502-852-6581)
Press Box	502-852-6793
UAB	Grant Shingleton (205-934-0722)

Other Notes

- Practices are open to fans and the media ... please check in with UH Sports Information Office before attending.
- UH players are not to be contacted at home ... interviews will be arranged by the UH Sports Information Office.
- During the season Coach Dimel is normally available for interviews M-F between 11:30 a.m.-1 p.m. ... Coach Dimel also will be available before practice ONLY... please contact the UH Sports Information Office to set up an interview.

DEPTH CHARTS FOR GAME 8, NOVEMBER 3, 2001

HOUSTON COUGARS

OFFENSE

WR	8	Brandon Middleton	5-11	180	So.-1L
	83	Johnny Tyson	6-0	168	Fr.-RS
WR	18	Orlando Iglesias	6-3	220	Sr.-3L
	19	Jeremy McCardell	6-0	225	Jr.-2L
LT	64	Josh Demarr	6-6	301	Sr.-1L
	73	Chris Redding	6-4	355	Jr.-TR
LG	76	Rex Hadnot	6-1	310	So.-1L
	68	Tyrone Green	6-2	295	Jr.-JC
C	51	Al James	6-0	300	So.-1L
	77	Patrick Boatner	6-1	285	Sr.-3L
RG	67	Darnerius Watson	6-2	300	Sr.-1L
	68	Tyrone Green	6-2	295	Jr.-JC
RT	74	Chris Wheeler	6-2	295	Jr.-1L
	68	Tyrone Green	6-2	295	Jr.-JC
TE	81	Kyle Brown	6-4	240	So.-1L
	40	Tim Feathers	6-0	240	So.-1L
	88	Kendrick Goss	6-4	270	Fr.-RS
WR	13	Brian Robinson	6-4	208	Jr.-2L
	20	Alvin Lee	5-10	177	Sr.-1L
QB	16	Nick Eddy	6-4	259	So.-JC
	5	Kelly Robertson	6-4	220	Sr.-TR
	14	Torrence Botts	6-2	200	Jr.-HS
RB	1	Joffrey Reynolds	5-10	215	Jr.-2L
	37	Chris Robertson	6-1	222	Jr.-TR
	38	Bobby Tillman	5-10	200	Fr.-RS
FB	2	Tommie Baldwin	5-10	232	Sr.-3L
	32	Matt Schirmer	6-0	225	Fr.-HS
	34	Kairon Hill	5-9	228	Sr.-3L

DEFENSE

LE	58	Quantaa Jackson	6-2	255	Jr.-JC
	92	Adrian Lee	6-2	235	Jr.-JC
LT	98	Rufus Williams	6-5	300	Jr.-2L
	96	Robin Tremblay	6-2	275	Sr.-2L
RT	91	Bryan Hill	6-1	285	Jr.-JC
	62	Donald Mayo	6-2	295	Fr.-RS
RE	75	Lee Ingersoll	6-3	275	Sr.-1L
	89	David Midyett	6-2	250	So.-1L
WLB	41	Arthur Gissendanner	6-2	225	Sr.-3L
	45	Bryant Brown	6-2	220	Fr.-HS
MLB	53	Justin Davis	6-2	226	So.-HS
	10	Ronnie Braxton	6-0	210	Jr.-1L
CB	24	Jason Parker	5-10	180	Sr.-3L
	6	Bachie McGruder	5-10	176	Sr.-3L
CB	22	Victor Malone	5-11	175	Jr.-JC
	8	Stanford Routt	6-1	180	Fr.-HS
SS	29	Jermain Woodard	5-11	195	Fr.-RS
	7	Heard Robinson	6-2	208	So.-1L
WS	44	Hamin Milligan	6-2	190	Sr.-1L
	17	Greg Holte	5-10	185	Jr.-2L
FS	5	Hanik Milligan	6-3	215	Jr.-1L
	30	Clint deGroot	5-11	197	Sr.-3L

SPECIAL TEAMS

PK	48	Jeff Patterson	6-1	205	Sr.-1L
	47	Dustin Bell	6-2	210	Fr.-RS
KO	47	Dustin Bell	6-2	210	Fr.-RS
	48	Jeff Patterson	6-1	205	Sr.-1L
P	43	Jimmy McClary	6-6	214	So.-TR
	48	Jeff Patterson	6-1	205	Sr.-1L
SS	50	Thomas Gafford	6-2	210	Fr.-HS
	57	Lance Phillips	6-1	190	Sr.-1L
LS	57	Lance Phillips	6-1	190	Sr.-1L
	50	Thomas Gafford	6-2	210	Fr.-HS
H	39	J.J. Wyatt	5-11	190	Fr.-RS
	43	Jimmy McClary	6-6	214	So.-TR
KOR	38	Bobby Tillman	5-10	200	Fr.-RS
	83	Johnny Tyson	6-0	168	Fr.-RS
PR	85	Gerard Daniels	5-8	170	Fr.-RS
	6	Bachie McGruder	5-10	176	Sr.-3L

SOUTH FLORIDA

OFFENSE

X	15	Huey Whittaker	6-5	225	So.
	4	DeAndrew Rubin	6-0	185	Jr.
H	37	Ryan Hearn	5-9	185	Jr.
	2	Hugh Smith	5-10	175	Sr.
LT	65	Mike Snellgrove	6-3	295	Fr.
	78	Devon Small	6-3	275	Fr.
LG	61	Matt Sparrowhawk	6-3	285	Sr.
	76	Mark Sopcik	6-4	280	Fr.
OC	71	Alex Herron	6-3	280	Fr.
	64	Shelly Houston	6-3	295	Fr.
RG	75	Jimmy Fitts	6-2	315	Sr.
	79	Levi Newton	6-4	305	Fr.
RT	66	Derrick Sarosi	6-6	295	Fr.
	72	Ken Dawson	6-6	295	Sr.
TE	82	Tim Jones	6-3	240	Fr.
	89	Casey Cobb	6-4	245	So.
Z	9	Chris Iskra	6-1	185	So.
	19	Bruce Gipson	5-10	180	Fr.
QB	10	Marquel Blackwell	6-1	205	Jr.
	14	Ronnie Banks	6-3	220	Fr.
RB	28	Clenton Crossley	5-10	210	Fr.
	34	Quinton Callum	5-11	205	So.

DEFENSE

LE	57	Chris Daley	6-2	255	Jr.
	56	Tchecoy Blount	6-3	260	Sr.
NT	94	Tavares Jurineack	6-3	290	Jr.
	92	Howard Campbell	6-2	275	Fr.
DT	8	Greg Walls	6-2	285	Jr.
	95	Matt Groelinger	6-4	255	Fr.
RE	41	Shurron Pierson	6-3	240	So.
	55	Cedric Battles	6-4	255	So.
WLB	5	Kawika Mitchell	6-2	255	Jr.
	31	Courtney Davenport	6-1	215	So.
MLB	7	Anthony Williams	5-11	220	Sr.
	52	Mike Minus	5-11	225	So.
SLB	6	Maurice Jones	6-2	240	So.
	16	Jason Allen	6-2	225	Fr.
CB	23	Bernard Brown	5-10	180	Sr.
	3	Ron Hemingway	5-11	175	So.
CB	21	Maurice Tucker	6-1	190	Jr.
	20	Kenny Robinson	5-10	180	So.
SS	1	Joe Morgan	5-10	185	Sr.
	17	Kevin Verpaele	6-0	195	So.
FS	32	J.R. Reed	5-11	185	So.
	12	Javan Camon	6-0	175	Fr.

SPECIAL TEAMS

PK	3	Santiago Gramatica	5-10	165	Fr.
	49	Justin Geisler	6-1	170	Fr.
KO	49	Justin Geisler	6-1	170	Fr.
	3	Santiago Gramatica	5-10	165	Fr.
P	13	Devin Sanderson	6-4	220	Jr.
	3	Santiago Gramatica	5-10	165	Fr.
LS	89	Casey Cobb	6-4	245	So.
	73	Justin Daniel	6-2	265	Fr.
H	18	Kevin Patullo	6-2	205	So.
PR	4	DeAndrew Rubin	6-0	185	Jr.
	37	Ryan Hearn	5-9	185	Jr.
KR	4	DeAndrew Rubin	6-0	185	Jr.
	2	Hugh Smith	5-10	175	Sr.

THE UNIVERSITY OF HOUSTON COUGARS

ALPHABETICAL ROSTER			NO	NAME	POS	HT	WT	CL-EXP.	HOMETOWN (HIGH SCHOOL/LAST SCHOOL)
			1	Joffrey Reynolds	RB	5-10	215	Jr.-R**	Tyler, Texas (Lee)
2	Tommie BALDWIN	FB	2	Tommie Baldwin	FB	5-11	232	Sr.-R***	Houston, Texas (Aldine MacArthur)
12	Blade BASSLER	QB	2	Carlos Jones	DB	5-10	190	Fr.-HS	Houston, Texas (Clear Lake)
79	Jabari BEAUFORD	OL	3	KeyKowa Bell	WR	5-10	185	Jr.-R**	Dallas, Texas (Kimball)
47	Dustin BELL	K	3	T.J. Jenkins	DB	5-11	180	Fr.-HS	Dallas, Texas (Hillcrest)
3	KeyKowa BELL	WR	4	Ethan Ross	WR	5-10	170	Jr.-R	Provo, Utah (Timpview/Dixie JC)
77	Patrick BOATNER	OL	5	Hanik Milligan	DB	6-3	215	Jr.-*	N. Ft. Lauderdale, Fla. (Coconut Creek/Iowa Central CC)
14	Torrence BOITS	QB	5	Kelly Robertson	QB	6-4	220	Sr.-TR	Port Neches, Texas (West Orange-Stark/ Dixie College/Western Kentucky)
10	Ronnie BRAXTON	LB	6	Bachie McGruder	DB	5-10	176	Sr.-R***	Waxahachie, Texas (Waxahachie)
45	Bryant BROWN	LB	6	Anthony Evans	RB	5-10	205	Fr.-HS	Pearland, Texas (Pearland)
81	Kyle BROWN	TE	7	Heard Robinson	DB	6-2	208	So.-R*	Houston, Texas (Aldine Nimitz)
66	Jessie BRYANT	OL	8	Brandon Middleton	WR	5-11	180	So.-R*	Houston, Texas (Elsik)
24	Chris BUTLER	DB	8	Stanford Routt	DB	6-1	180	Fr.-HS	Pflugerville, Texas (Connally)
60	Cameron CAMPBELL	OL	9	Barrick Nealy	QB	6-4	210	Fr.-HS	Dallas, Texas (Adamson)
61	Gabriel CASTANADA	OL	10	Ronnie Braxton	LB	6-0	210	Jr.-*	Denison, Texas (Denison/Fort Scott CC)
90	Joe CLAY	DL	10	Bart Zavaletta	QB	6-1	195	Fr.-HS	Brownsville, Texas (St. Joseph Academy)
27	Roland COLA	DB	12	Blade Bassler	QB	6-4	225	Fr.-HS	Rockdale, Texas (Rockdale)
82	Stephen CUCCI	TE	13	Brian Robinson	WR	6-4	208	Jr.-R**	Daytona Beach, Fla. (Mainland)
85	Gerard DANIELS	WR	14	Torrence Botts	QB	6-2	200	Jr.	Friendswood, Texas (Clear Brook)
94	Blain DAVIS	DL	15	Calvin Dutton	DB	5-10	165	Fr.-R	Houston, Texas (Northshore)
28	Chad DAVIS	DB	15	Choni Francis	WR	5-7	170	So.*	Houston, Texas (Westbury)
34	Jason DAVIS	DB	16	Nick Eddy	QB	6-4	259	So.-JC	Courtland, Calif. (Delta/American River JC)
53	Justin DAVIS	LB	17	Greg Holte	DB	5-10	185	Jr.-R**	Bradenton, Fla. (Southeast)
30	Clint DEGROOT	DB	17	Richard Meador	QB	5-11	185	So.-HS	Houston, Texas (Bellaire)
64	Josh DEMARR	OL	18	Orlando Iglesias	WR	6-3	220	Sr.-R***	Miami, Fla. (Coral Park)
49	Brian DIBRELL	K/P	19	Jeremy McCardell	WR	6-0	225	Jr.-**	New Caney, Texas (New Caney)
70	David DOUGLAS	OL	19	Tristen Robertson	DB	6-0	190	Fr.-HS	Dallas, Texas (Carter)
15	Calvin DUTTON	DB	20	Alvin Lee	WR/QB	5-10	177	Sr.-R*	New Orleans, La. (Hammond/SW Mississippi JC)
16	Nick EDDY	QB	20	Corey Harrison	WR	5-9	172	So.-HS	Pearland, Texas (Pearland)
46	Waymond ERVIN	LB	21	Leif Penn	RB	5-9	205	Sr.***	North Miami Beach, Fla. (Edison)
6	Anthony EVANS	RB	21	Levi Gaston	DB	6-1	180	Fr.-HS	Houston, Texas (North Shore)
40	Tim FEATHERS	TE	22	Victor Malone	DB	5-11	175	Jr.-JC	Brookville, Miss. (Noxubee County/East Mississippi JC)
35	Carl FRANCIS	FB	23	Jesse Sowell	DB	5-11	200	Jr.-R	Houston, Texas (Willowridge/Blinn JC)
15	Choni FRANCIS	WR	24	Jason Parker	DB	5-10	180	Sr.***	Chesapeake, Va. (West Branch/Fork Union)
50	Thomas GAFFORD	LS	24	Justin Haire	TE	6-1	220	Fr.-HS	Lorena, Texas (Lorena)
21	Levi GASTON	DB	25	Chris Butler	DB	5-9	163	Fr.-HS	Houston, Texas (North Shore)
41	Arthur GISSENDANNER	LB	26	Reggie Medlock	DB	5-10	190	Jr.-R*	Irving, Texas (Irving)
88	Kendrick GOSS	TE	27	Roland Cola	DB	5-10	170	Jr.-JC	Merrero, La. (John Ehret/Dodge City CC)
68	Tyrone GREEN	OL	28	Chad Davis	DB	5-11	195	Fr.-R	Lake Jackson, Texas (Brazoswood)
55	Travis GRIFFITH	LB	29	Jermain Woodard	DB	5-11	195	Fr.-R	Houston, Texas (Dobie)
76	Rex HADNOT	OL	30	Clint deGroot	DB	5-11	197	Sr.***	Santa Fe, Texas (Santa Fe)
20	Corey HARRISON	WR	30	Lance Lane	K	5-9	160	Fr.-HS	Brenham, Texas (Brenham)
24	Justin HAIRE	FB	31	Lesley Kargbo	FB	6-0	225	So.-R	Stafford, Texas (Dulles)
91	Bryan HILL	DL	32	Matt Schirmer	FB	6-0	225	Fr.-HS	Holton, Kan. (Holton)
34	Kairon HILL	FB	33	Damian West	LB	6-2	246	So.-TR	Missouri City, Texas (Dulles/Texas A&M)
17	Greg HOLTE	DB	34	Kairon Hill	FB	5-9	228	Sr.-3L	Deland, Fla. (Pierson Taylor)
86	Mark HOPKINS	WR	34	Jason Davis	DB	6-0	185	Fr.-HS	Houston, Texas (Sterling)
36	Michael HUEBNER	DB	35	Carl Francis	FB	5-10	230	Fr.-R	Mesquite, Texas (Mesquite)
18	Orlando IGLESIAS	WR	35	Jonathan Walker	DB	5-11	208	So.-R	Missouri City, Texas (Dulles)
75	Lee INGERSOLL	DL	36	Michael Huebner	DB	5-11	194	Jr.-R*	Austin, Texas (Westwood/Angelo State)
58	Quantaa JACKSON	DL	37	Chris Robertson	RB	6-1	222	Jr.-TR	Denison, Texas (Denison/Texas)
51	Al JAMES	OL	38	Bobby Tillman	RB	5-10	200	Fr.-R	Houston, Texas (Memorial)
3	T.J. JENKINS	DB	39	J.J. Wyatt	P	5-11	190	Fr.-R	Diboll, Texas (Diboll)
2	Carlos JONES	DB	40	Tim Feathers	TE	6-0	240	So.-*	Orange, Texas (West Orange-Stark)
31	Lesley KARGBO	RB	41	Arthur Gissendanner	LB	6-2	225	Sr.***	Bradenton, Fla. (Southeast)
30	Lance LANE	K	42	Corbin Mozisek	FB	6-1	210	Fr.-R	East Bernard, Texas (East Bernard)
80	Steve LAWRENCE	WR	43	Jimmy McClary	P	6-6	214	So.-TR	The Woodlands, Texas (The Woodlands/Hofstra)
92	Adrian LEE	DL							
15	Alvin LEE	QB							
22	Victor MALONE	DB							
93	Jeff MAYHEW	DL							
62	Donald MAYO	DL							

THE UNIVERSITY OF HOUSTON COUGARS

NO	NAME	POS	HT	WT	CL-EXP	HOMETOWN (HIGH SCHOOL/LAST SCHOOL)
44	Hamin Milligan	DB	6-2	190	Sr.-R*	N. Ft. Lauderdale, Fla. (Coconut Creek/Garden City CC)
45	Bryant Brown	LB	6-2	220	Fr.-HS	Houston, Texas (North Shore)
46	Waymond Ervin	LB	5-11	228	Sr.-R***	Dallas, Texas (Bishop Dunne/Air Force Prep)
47	Dustin Bell	K	6-2	210	Fr.-RS	Houston, Texas (Jersey Village)
47	Ji Yun	LB	5-11	225	Jr.-SQ	Seoul, South Korea (American High School)
48	Jeff Patterson	P	6-1	205	Sr.-R*	Pflugerville, Texas (Pflugerville/Blinn JC)
49	Brian Dibrell	K/P	6-3	195	Fr.-R	Texas City, Texas (LaMarque)
49	Dave Nelson	DB	5-10	175	Fr.-HS	Houston, Texas (Parkview Baptist)
50	Thomas Gafford	LS	6-2	210	Fr.-HS	Houston, Texas (Clear Brook)
51	Al James	OL	6-0	300	So.-R*	Tallahassee, Fla. (Lincoln)
52	John Stegant	DL	6-1	270	Fr.-R	
53	Justin Davis	LB	6-2	226	So.-HS	Houston, Texas (Northshore)
54	Gus Zavaletta	LB	5-11	228	So.-SQ	Brownsville, Texas (St. Joseph Academy)
55	Travis Griffith	LB	6-4	240	Fr.-R	Huffman, Texas (Hargrave)
56	Bruce Robinson	LB	6-1	215	Fr.-HS	Daytona Beach, Fla. (Mainland)
57	Lance Phillips	LS	6-1	190	St.*	Friendswood, Texas (Friendswood)
58	Quantaa Jackson	DL	6-2	255	Jr.-R	Wharton, Texas (Wharton/Blinn JC)
59	John Shivers	LB	6-2	235	Jr.-JC	Corinth, Miss. (Corinth/NE Mississippi JC)
60	Cameron Campbell	OL	6-4	245	Fr.-R	Houston, Texas (Cypress Springs)
61	Gabriel Castaneda	OL	6-1	274	Sr.-SQ	Pasadena, Texas (South Houston)
62	Donald Mayo	DL	6-2	295	Fr.-R	Houston, Texas (Aldine Eisenhower)
63	Willie Thomas III	OL	6-3	335	Fr.-R	Waco, Texas (Robinson)
64	Josh Demarr	OL	6-6	301	St.*	Palestine, Texas (Palestine/Cisco JC)
65	Thomas Svetlik	OL	6-4	250	Fr.-R	Victoria, Texas (Stroman)
66	Jessie Bryant	OL	6-3	290	Fr.-HS	Houston, Texas (Klein Forest)
67	Darnerius Watson	OL	6-2	300	Sr.*	Longview, Texas (Longview/Kilgore JC)
68	Tyrone Green	OL	6-2	295	Jr.-R	Verona, Miss. (Shannon/Itawamba CC)
70	David Douglas	OL	6-3	295	Fr.-HS	Houston, Texas (Klein Forest)
71	Roy Swan	OL	6-2	320	Fr.-HS	Texas City, Texas (Texas City)
72	John McGilvray	OL	6-5	250	Fr.-HS	Mexia, Texas (Mexia)
73	Chris Redding	OL	6-4	355	Jr.-TR	Houston, Texas (North Shore/Arizona)
74	Chris Wheeler	OL	6-2	295	Jr.-R*	Houston, Texas (Madison)
75	Lee Ingersoll	DL	6-3	275	Sr.-R*	Arvada, Colo. (Dodge City JC)
76	Rex Hadnot	OL	6-1	310	So.-R*	Lufkin, Texas (Lufkin)
77	Patrick Boatner	OL	6-1	285	Sr.-R***	Shalimar, Fla. (Choctawhatchee)
79	Jabari Beauford	OL	6-4	300	Sr.-R***	Houston, Texas (Strake Jesuit)
80	Steve Lawrence	WR	6-2	190	Fr.-HS	Dallas, Texas (Spruce)
81	Kyle Brown	TE	6-4	240	So.-R*	Brampton, Ontario (Bramalea)
82	Stephen Cucci	TE	6-4	240	Jr.**	Bradenton, Fla. (Southeast)
83	John Tyson	WR	6-0	168	Fr.-R	Houston, Texas (Klein Forest)
84	Grover Thompson	TE	6-5	275	Sr.-R*	Milwaukee, Wis (Milwaukee Tech/ North Dakota State College of Science)
85	Gerard Daniels	WR	5-8	170	Fr.-R	Houston, Texas (Bellaire)
86	Mark Hopkins	WR	6-4	200	So.*	Houston, Texas (Northshore)
87	Jonathan Pritchett	TE	6-4	255	Jr.-R**	Friendswood, Texas (Clear Brook)
88	Kendrick Goss	TE	6-4	270	Fr.-R	Crosby, Texas (Crosby)
89	David Midyett	DL	6-2	250	So.*	Corpus Christi, Texas (Carroll)
89	Nolan Strange	WR	6-1	190	So.-R	Houston, Texas (Westbury)
90	Joe Clay	DL	6-1	255	Fr.-RS	San Angelo, Texas (Lake View)
91	Bryan Hill	DL	6-1	285	Jr.-R	Winter Haven, Fla. (Winter Haven/Dodge City CC)
92	Adrian Lee	DL	6-2	235	Jr.-R	Longview, Texas (Longview/Kilgore JC)
93	Jeff Mayhew	DL	6-4	275	Fr.-HS	Nederland, Texas (Nederland)
94	Blain Davis	DL	6-2	298	So.-SQ	Houston, Texas (Willowridge)
95	Sharod McGowan	DL	6-2	280	Fr.-HS	Waco, Texas (Waco)
96	Robin Tremblay	DL	6-2	275	Sr.-R**	Quebec City, Quebec (Champlain)
97	Jonathon Oduwole	DL	6-7	232	Fr.-HS	Mt. Sterling, Ky. (Montgomery County)
98	Rufus Williams	DL	6-5	300	Jr.-R**	Daytona Beach, Fla. (Mainland)
99	Chris Omere	DL	6-3	204	So.-R	Houston, Texas (Hastings)
19	Jeremy MCCARDELL	WR				
43	Jimmy MCCLARY	P				
72	John MCGILVRAY					
95	Sherod MCGOWAN					
6	Bachie MCGRUDER	DL				
17	Richard MEADOR	QB				
26	Reggie MEDLOCK	DB				
8	Brandon MIDDLETON	WR				
89	David MIDYETT	OL				
44	Hamin MILLIGAN	DB				
5	Hanik MILLIGAN	DB				
42	Corbin MOZISEK	FB				
9	Barrick NEALY	QB				
49	Dave NELSON	DB				
97	Jonathon ODUWOLE	DL				
99	Chris OMERE	DL				
24	Jason PARKER	DB				
48	Jeff PATTERSON	P				
21	Leif PENN	RB				
57	Lance PHILLIPS	LS				
87	Jonathan PRITCHETT	TE				
73	Chris REDDING	OL				
1	Joffrey REYNOLDS	RB				
37	Chris ROBERTSON	RB				
5	Kelly ROBERTSON	QB				
19	Tristen ROBERTSON	DB				
13	Brian ROBINSON	WR				
56	Bruce ROBINSON	LB				
7	Heard ROBINSON	DB				
4	Ethan ROSS	WR				
8	Stanford ROUTH	DB				
32	Matt SCHIRMER	FB				
59	John SHIVERS	LB				
23	Jesse SOWELLS	DB				
52	John STEGANT	OL				
89	Nolan STRANGE	WR				
65	Thomas SVETLIK	OL				
71	Roy SWAN	OL				
63	Willie THOMAS III	OL				
84	Grover THOMPSON	TE				
38	Bobby TILLMAN	RB				
96	Robin TREMBLAY	DL				
83	John TYSON	WR				
35	Jonathan WALKER	DB				
67	Darnerius WATSON	OL				
33	Damien WEST	LB				
74	Chris WHEELER	OL				
98	Rufus WILLIAMS	DL				
29	Jermain WOODARD	RB				
39	J.J. WYATT	P				
47	Ji YUN	LB				
10	Barr ZAVELETTA	QB				
54	Gus ZVALETTA	LB				

ORLANDO'S ODOMETER

Pass Receptions

Player	Years	Catches
1. Manny Hazard,	1989-90	220
2. Jason Phillips,	1987-88	207
3. Orlando Iglesias,	1997-	198
4. James Dixon,	1987-88	161
5. Freddie Gilbert,	1991-92	158

Receiving Yards

Player	Years	Yards
1. Elmo Wright,	1968-70	3,347
2. Manny Hazard,	1989-90	2,635
3. Orlando Iglesias,	1997-	2,628
4. Jason Phillips,	1987-88	2,319
5. Marcus Grant,	1989-91	1,927

Touchdown Catches

Player	Years	TDs
1. Elmo Wright,	1968-70	34
2. Manny Hazard,	1989-90	31
3. Ken Hebert,	1965-67	22
4. Jason Phillips,	1987-88	18
5. Marcus Grant,	1989-91	16
6. Ron Peters,	1991-94	15
Orlando Iglesias,	1997-	15
8. Carl Hilton,	1982-85	14
James Dixon,	1987-88	14
Freddie Gilbert,	1991-92	14
11. Don Bass,	1975-77	13

THE STREAK

No.	Date	Opponent	No.	Date	Opponent
1	9/13/97	vs. Pittsburgh	24	9/25/99	at UAB
2	9/27/97	at Minnesota	25	10/9/99	Cincinnati
3	10/4/97	at UCLA	26	10/16/99	N.Carolina
4	10/18/97	Cincinnati	27	10/23/99	at Louisville
5	10/25/97	at Louisville	28	10/30/99	E. Carolina
6	11/1/97	at Memphis	29	11/6/99	Tulane
7	11/8/97	East Carolina	30	11/13/99	at LSU
8	11/15/97	at S.Miss	31	11/20/99	at Army
9	11/22/97	Tulane	32	9/2/00	at Rice
10	9/5/98	at California	33	9/1/01	Rice
11	9/12/98	Minnesota	34	9/22/01	Texas
12	9/19/98	UCLA	35	9/29/01	TCU
13	9/26/98	at Tennessee	36	10/6/01	at Army
14	10/3/98	Memphis	37	10/13/01	Memphis
15	10/10/98	Army	38	10/20/01	Cincinnati
16	10/24/98	at N.Texas	39	10/27/01	at S. Miss
17	10/31/98	at E.Carolina			
18	11/7/98	S. Miss			
19	11/14/98	at Cincinnati			
20	11/21/98	at Tulane			
21	9/4/99	Rice			
22	9/11/99	at Alabama			
23	9/18/99	UL Lafayette			

MORE ON THE COUGARS

The Big "O" Back to Form in '01

Orlando Iglesias is definitely finishing his UH career with a flourish. With his nine catches for 142 yards last Saturday at Southern Miss, Iglesias extended his school-record reception streak to 39 consecutive games, which is one of the top streaks among Division I-A receivers (see below). Iglesias tied the school record against Rice and then set the record the next time out against Texas, surpassing the 33-game streak established by Charlie West from 1993-96. He now has a catch in 40 of the 41 games he has played at the University of Houston. The 100-yard performance was the third of the season and ninth of his career. Iglesias now has 198 career receptions, which is in good for third place all-time. Iglesias also has 2,628 yards receiving in his UH career and trails second-place Manny Hazard (2,635) by seven yards. Iglesias leads the Cougars with 39 catches for 528 yards—averages of 5.6 catches and 75.4 yards per game.



Consecutive Reception Streak

Ron Johnson, Sr., WR, Minnesota	42*
John Simon, Sr., RB, Louisiana Tech	42
Kendall Newson, Sr., WR, Middle Tennessee	40
Delwyn Daigre, Sr., WR, Louisiana Tech	39
Orlando Iglesias, Sr., WR, Houston	39
Kurt Gerling, Sr., WR, Bowling Green	37
Tim Stratton, Sr., Purdue	35
Kareem Kelly, Jr., WR, USC	31
Keenan Howry, Jr., WR, Oregon	31*
Terrence Edwards, Jr., WR, Georgia	30***
Kelly Campbell, Sr., WR, Georgia Tech	29*
Kahlil Hill, WR, Iowa	28
Chris Cunningham, Jr., WR, SMU	28
Bobby Wade, Jr., WR, Arizona	28
LaDaris Vann, Jr., WR, Cincinnati	27*
Quentin Griffin, Jr., RB, Oklahoma	27*
Greg Muckerson, Jr., WR, Temple	26
Terrell Harris, Sr., WR, Tulane	26*
John Minardi, Sr., WR, Colorado	22**
Lee Evans, Jr., WR, Wisconsin	22
Derrick Lewis, Sr., WR, San Diego State	22
J.R. Tolver, Jr., WR, San Diego State	22
Mike Hart, WR, Duke	20

*-includes bowl games **-injured ***-streak ended on 10/27/01

Spreading The Wealth

With the nation's ninth-best passing attack, the Houston Cougars have built upon last season's air attack and refined it for 2001. A year ago the bulk of the Cougars' receptions were hauled in by Brian Robinson and KeyKowa Bell. This year everyone is getting into the act. With the return of Orlando Iglesias and Brandon Middleton from injury, a rich receiving corps became richer. Quarterbacks Kelly Robertson and Nick Eddy have had a field day spreading the ball around, including last time out against Southern Miss. Versus the Golden Eagles Eddy connected with nine different receivers, with the versatile Alvin Lee joining the reception parade. This marked the fourth consecutive week the Cougar QBs connected with at least nine different receivers. Here is Robertson and Eddy's distribution pattern so far in 2001:

	Rec.	Yards	Avg.	TD
Wide Receivers (9)	98	1,394	14.2	7
Running Backs (6)	42	436	10.4	2
Tight Ends (3)	19	136	7.2	3
TOTALS (18)	159	1,966	12.4	12

Eddy Is Steady And Ready

Sophomore quarterback Nick Eddy turned in a spectacular performance in his debut three weeks ago versus Memphis, and to show it wasn't a fluke, Eddy has done the same since against Cincinnati and Southern Miss. One week after throwing for 331 yards and two scores, Eddy came within a point of directing the Cougars to their first win of 2001 versus Cincinnati. Against Southern Miss Eddy put the ball up 56 times—the first Cougar with at least 50 attempts since Jason McKinley had 53 versus LSU last season—completing 26 for 254 yards and one touchdown. And this was versus one of the top defenses not only in Conference USA, but also the entire nation. Eddy even showed the Cougar crowd that he is force in the open field, as he scrambled for 17 yards on one play and barreled over a few Cincinnati defenders along the way. Substituting for the injured Kelly Robertson, Eddy has an efficiency rating of 114.13 after three games and has connected on .570 (69 of 121) of his passes for five touchdowns. Overall, Eddy is averaging 256.3 yards passing per game.

Walking On and Taking Charge

Last time out versus Cincinnati it was redshirt freshman Johnny Tyson, and this time it is another redshirt freshman, Gerard Daniels. One positive aspect to this season is the Cougars are building for the future with both scholarship players and walk-ons. Tyson and Daniels are two more walk-ons who are contributing for the Cougars this

CAREER STARTS

Tommie Baldwin, FB	9* (2)
Jabari Beauford, OT	29 (17)
KeyKowa Bell, WR	14 (14)
Kyle Brown, TE	2 (2)
Stephen Cucci, TE	6
Justin Davis, MLB	7 (7)
Josh Demarr, OT	7 (7)
Nick Eddy, QB	3 (3)
Waymond Ervin, LB	5
Arthur Gissendanner, LB	13 (7)
Rex Hadnot, OG	7 (7)
Bryan Hill, DT	7 (7)
Kairon Hill, FB	7
Mark Hopkins, WR	1
Orlando Iglesias, WR	39 (4)
Lee Ingersoll, DT	16 (15)
Quanta Jackson, DE	1 (1)
Al James, C	18 (18)
Adrian Lee, DE	8
Victor Malone, CB	5 (3)
Jeremy McCardell, WR	6
Bachie McGruder, CB	6
Brandon Middleton, WR	14
Reggie Medlock, S	2
Hamin Milligan, S	10 (3)
Hanik Milligan, S	18 (18)
Jason Parker, CB	28 (23)
Leif Penn, RB	3
Jonathan Pritchett, TE	9
Joffrey Reynolds, RB	15 (7)
Kelly Robertson, QB	4
Brian Robinson, WR	10 (2)
Heard Robinson, S	6
Ethan Ross, WR	3
Stanford Routt, CB	3
Grover Thompson, TE	4
Robin Tremblay, DT	4
Darnerius Watson, OG	18 (18)
Chris Wheeler, OT	1 (1)
Rufus Williams, DT	3 (3)
Jermain Woodard, S	5 (5)

O—indicates consecutive and active

*—indicates some starts at another position

MORE ON THE COUGARS

season. Tyson had another big catch versus Southern Miss last time out, while Daniels saw the first action of his career returning punts. As a matter of fact, Daniels racked up the longest punt return for a Cougar this season, when he galloped 14 yards the first time he touched the ball. A backup wide receiver from Bellaire, Texas, Daniels could also work his way into the wide receiver rotation with the injuries that have felled Mark Hopkins and KeyKowa Bell and the suspension of Ethan Ross, who was also the Cougars primary punt returner.


C-Rob Has The Midas Touch

If you are looking for a great percentage when it comes to scoring touchdowns, look no further than junior running back Chris Robertson. Despite not having suited up in two years, Robertson had no problem picking up where he left off. Robertson transferred to Houston from the University of Texas after the conclusion of the 1999 campaign, despite scoring 11 touchdowns for the Longhorns that fall. In his first full game as a Cougar versus TCU a month ago, Robertson touched the ball four times and scored once. A week later versus Army, Robertson had two rushing attempts and one pass reception with one touchdown. Against Memphis three weeks ago, Robertson again hit paydirt. Finally, two weeks ago against Cincinnati, Robertson again found the end zone. Even though he did not strike paydirt the last time out versus Southern Miss, Robertson still is the Cougars' scoring machine. So far in 2001 he has three rushing TDs and one receiving score, and in his career he has 15 total touchdowns (13 rushing, 2 receiving). Here is a breakdown of Chris Robertson's touches-to-touchdown ratio:

	Touches	Yards	Avg.	TDs	Touches/TD
Rushing	57	267	4.7	13	4.4
Receiving	7	46	6.6	2	3.5
TOTAL	64	313	4.9	15	4.3

Over The Middle(ton) and Through the Secondary

Since breaking his arm against Army in the third game a year ago, sophomore wide receiver Brandon Middleton has been on a mission—return to the form that made him the Cougars top deep threat. Despite missing the Cincinnati game with a sprained ankle, Middleton continues to be the Cougars' big-play receiver. Middleton should be ready this week, when the Cougars will need his big-play abilities against the vaunted Southern Miss defense. Before spraining his ankle against Memphis three weeks ago, Middleton had two catches for 73 yards versus the Tigers. Middleton had 41-yard catch in the second quarter and a 32-yarder in the third, which are his sixth and seventh receptions of at least 30 yards this season. He has the Cougars' longest reception (80 yards versus Texas) and two of the top three. On the year Middleton is averaging an eye-popping 28.3 yards per catch on 12 receptions for 340 yards. Among the nation's top 100 receivers, Middleton is second in yards-per-catch average, trailing Central Florida's Doug Gabriel and his 29.6 average.



The Wrap on Reynolds

Even though he missed out on a fourth straight one-hundred yard game, these types of outputs are fast becoming second nature for junior running back Joffrey Reynolds. Two weeks ago versus Cincinnati, Reynolds topped the century plateau in the third straight game, rushing for 116 yards on 27 carries in the one-point loss to the Bearcats. It was the fourth 100-yard rushing day of his career, and he became the first Cougar to post back-to-back-to-back 100-yard games since Ketric Sanford finished the 1999 season with three straight 100-yard games. Reynolds leads the Cougars in rushing with 578 yards, which is a career best for him, topping the 534 posted in 2000. Reynolds still has an outside chance of reaching 1,000 yards rushing, only if he can average 105.5 yards over the next four games. More importantly, Reynolds is getting the tough yards against Conference USA opponents, averaging an impressive 98.6 yards per game in league action. Reynolds continues to be a multi-purpose threat for the Cougars as well, and he is second on the team in receptions with 24 for 257 yards—surpassing his totals from last season of 24 catches for 193 yards. Overall, Reynolds is 48th in the nation in rushing, averaging 82.6 yards per game, while his all-purpose numbers are even better: he is 36th nationally with 126.4 all-purpose yards a contest. His 3.4 catches per game ranks him 15th among the nation's Division I-A running backs. More impressively, his rushing totals had increased in each of the six games the Cougars had played in 2001 prior to the 75 yards he posted against Southern Miss (29 vs. Rice; 56 vs. Texas; 93 vs. TCU; 101 vs. Army; 108 vs. Memphis, and, 116 vs. Cincinnati.)

Don't Pick On Parker

One of the few four-year starters in the Red and White, senior Jason Parker started his team-best 23rd consecutive game the other day against Southern Miss, this after missing the Memphis game due to flu-like symptoms. Since his first career start in front of 106,417 fans at Tennessee in 1998, Parker now has 28 starts at corner for the Cougars, which is third-best on the team behind Orlando Iglesias' 39 and Jabari Beauford's 29. Parker took his game to another level against Cincinnati two weeks ago, taking back an interception 35 yards for a score that gave Houston its first lead since the Army game two weeks ago. It was the second interception return for a touchdown in his career and the sixth pick overall. He also etched his name in the UH record books, as he moved past

Johnny Jackson (1985-88) and into first place with the 32 pass breakup of his career.

Robertson's Stadium

Even though he is out indefinitely, junior quarterback Kelly Robertson is one of the interesting stories of 2001. Robertson has taken a long road to the starting signal-callers job at the University of Houston. A former junior-college baseball player, Robertson has returned to his roots as a football player and has improved his play with each and every game. Since his first-half struggles against Rice a month ago, Robertson has taken control of the intricate Cougar passing attack and produced big numbers along the way. Against nationally-ranked Texas three weeks ago, Robertson outplayed UT's Heisman Trophy candidate, Chris Simms, by throwing for 364 yards and three touchdowns. A week later against a tenacious TCU defense, Robertson completed 20-of-39 passes for 272 yards, one

SINGLE-SEASON LEADERS

Pass Completions

Player, Years	Completions
1. David Klingler, 1990	374
2. Andre Ware, 1989	365
3. Jimmy Klingler, 1992	303
4. David Klingler, 1991	278
5. Jason McKinley, 2000	254
6. Chuck Clements, 1995	245
7. Chuck Clements, 1996	223
8. Jason McKinley, 1998	218
9. Andre Ware, 1988	212
10. David Dacus, 1987	183
—Kelly Robertson, 2001	89

Pass Attempts

Player, Years	Attempts
1. David Klingler, 1990	643
2. Andre Ware, 1989	573
3. Jimmy Klingler, 1992	504
4. David Klingler, 1991	498
5. Chuck Clements, 1995	437
6. Jason McKinley, 2000	431
7. Jason McKinley, 1998	386
8. Andre Ware, 1988	356
9. Chuck Clements, 1996	354
10. Jason McKinley, 1997	314
—Kelly Robertson, 2001	160

Passing Yards

Player, Years	Yards
1. David Klingler, 1990	5,140
2. Andre Ware, 1989	4,699
3. Jimmy Klingler, 1992	3,818
4. David Klingler, 1991	3,388
5. Jason McKinley, 2000	2,696
6. Chuck Clements, 1995	2,641
7. Andre Ware, 1988	2,507
8. Jason McKinley, 1998	2,437
9. Chuck Clements, 1996	2,417
10. Jason McKinley, 1997	1,910
—Kelly Robertson, 2001	1,195

Total Tackles

Player, Years	Tackles
1. Frank Ditta, 1970	177
2. Bryant Winn, 1984	167
3. Gary McGuire, 1986	163
4. Ryan McCoy, 1993	157
5. Gary McGuire, 1985	155
6. Gary McGuire, 1987	148
7. Kenny Hill, 1999	140
8. Greg Brezina, 1967	139
9. Ryan McCoy, 1992	137
10. Jerry Drones, 1968	136
—Hanik Milligan, 2001	93

Solo Tackles

Player, Years	Solo
1. Gary McGuire, 1986	118
2. Steve Bradham, 1980	107
3. Robert Harper, 1986	102
4. Gary McGuire, 1987	101
Bryant Winn, 1984	101
6. Gary McGuire, 1985	100
Ryan McCoy, 1993	100
—Hanik Milligan, 2001	61

CAREER LADDER

Passes Broken Up

Player, Years	Number of Breakups
1. Jason Parker, 1998-	32
2. Johnny Jackson, 1985-88	31
3. Williams Fields, 1996-99	28
4. Mark Mohr, 1973-76	25
Delmonico Montgomery, 1993-96	28
6. Elvis Bradley, 1976-79	24
7. Robert Giblin, 1971-74	22
8. Gerome Williams, 1992-95	21
9. Ronnie Peacock, 1968-71	20
Will Pettis, 1999	20

BIG PLAYS

Yards	Play	Opponent	Quarter	Player(s)
80	Pass	Texas	4	K. Robertson-Middleton
76	Rush	TCU	1	Reynolds
43	Pass	TCU	2	K. Robertson-Middleton
42	Rush	Army	1	Reynolds
42	Pass	Army	2	K. Robertson-B. Robinson
41	Pass	Memphis	2	Eddy-Middleton
40	Pass	Army	3	K. Robertson-Middleton
38	Pass	Texas	1	K. Robertson-Reynolds
38	Pass	Texas	3	K. Robertson-Iglesias
38	Pass	Southern Miss	3	Eddy-Iglesias
36	Pass	Texas	4	K. Robertson-B. Robinson
36	Pass	TCU	2	K. Robertson-Middleton
35	Pass	Texas	2	K. Robertson-Middleton
34	Pass	TCU	3	K. Robertson-Bell
32	Pass	Memphis	3	Eddy-Middleton
31	Pass	Army	2	K. Robertson-Ross
30	Pass	Memphis	4	Eddy-B. Robinson
29	Pass	Memphis	3	Eddy-Iglesias
29	Pass	Cincinnati	2	Eddy-Tyson
28	Rush	Memphis	3	Reynolds
26	Rush	Army	2	C. Robertson
25	Pass	TCU	2	K. Robertson-Reynolds
25	Pass	Army	2	K. Robertson-B. Robinson
25	Pass	Southern Miss	4	Eddy-Tyson
24	Pass	Texas	2	K. Robertson-Thompson
23	Pass	Army	1	K. Robertson-Baldwin
22	Pass	Rice	1	K. Robertson-Iglesias
22	Pass	Texas	4	K. Robertson-Iglesias
22	Pass	Memphis	2	Eddy-Iglesias
22	Pass	Memphis	2	Eddy-Reynolds
21	Pass	TCU	1	K. Robertson-Baldwin
20	Rush	Texas	1	Reynolds
20	Pass	TCU	3	K. Robertson-C. Robertson
20	Pass	Cincinnati	3	Eddy-C. Robertson
20	Pass	Southern Miss	4	Eddy-B. Robinson

3RD DOWN CONVERSIONS

Yards	Made/Att.	Pct.
1-3	16-23	.696
4-6	7-18	.389
7-10	13-34	.382
11+	4-22	.182
Total	40-98	.408

4TH DOWN CONVERSIONS

Yards	Made/Att.	Pct.
1-3	5-10	.500
4-6	1-4	.250
7-10	0-2	.000
11+	1-3	.333
Total	7-19	.368

TURNOVERS

Takeaways 10, Giveaways 18
(Diff. -8)

Points Off Turnovers
UH 26 (TD 4, FG 0)
Opponent 70 (TD 9, FG 3)

Points Off Turnovers Per Game
UH 3.7
Opponents 10.0

MORE ON THE COUGARS

touchdown and no interceptions. In his last time out versus Army, Robertson topped his career high in passing, throwing for 367 yards and one touchdown against Army. Robertson is still ninth in the nation in total offense with 290.5 yards per game, ninth in passing yards per game at 298.8 and 43rd in passing efficiency at 127.80. He is also averaging 40 attempts, 22.3 completions and 1.8 touchdowns per game. Not bad numbers for a person throwing passes for the first time since 1997.

Killer Schedule

It would be nice to nail down the sole source of the Cougars' 0-7 start, but that is not possible; however, a silver lining to the black cloud hanging over the Cougars could be that they are facing good-to-great competition. Only one of the Cougars' 2001 opponents—Army at 2-5—currently boast a losing record, and the overall winning percentage of all 11 of UH's opponents is .625 (50-30). As a matter of fact, according to the recent NCAA statistics, it is the 10th most difficult schedule in Division I-A football, tying Notre Dame. Here is the rest of the top 10:

1. California	.684	6. Michigan	.635
2. Kansas	.676	7. Kansas State	.634
3. Oklahoma State	.662	8. Minnesota	.632
4. Mississippi State	.644	9. Colorado	.628
5. Baylor	.640	10. Houston	.625
		Notre Dame	.625

Milligan's The Man

Seems nothing can stop junior safety Hanik Milligan, as he has become the team's defensive stopper to replace the departed Wayne Rogers. Against Southern Miss Milligan continued his record-breaking pace of tackles, racking up 10. He now has 120 total tackles, which ranks number one in the nation. Milligan is also averaging 17.1 per game and has racked up at least 19 tackles in four games in 2001, registering 20 tackles versus Rice, 19 against Texas, a career-high 22 in the TCU clash and the 20 in the Army game for a total of 93. The 22 tackles in a game is the fourth-best mark in the history of Houston football, tying him with Richard Harrington (1970 vs. Syracuse) and Weedy Harris (1982 vs. Arkansas). The school record is 26 held by Frank Ditta versus Arizona State in 1971. Milligan is on pace for 188 total tackles, which would break Ditta's school record of 177 set during the 1970 campaign. Milligan also has 72 solo stops—an average of 10.3 per game—and averaging that mark out would give Milligan a shot at another school record, the 118 unassisted tackles set by Gary McGuire in 1986.

Malone Settling In

Projected as backup at one of the cornerback positions during fall camp, junior-college transfer Victor Malone has slowly worked himself into the starting rotation and is now becoming a force on the defensive side of the ball. In his fifth start of the year—including the third in a row—last time out against Southern Miss, Malone produced a career night. Malone racked up eight unassisted tackles and nine overall as well as a career-best two pass break-ups versus Southern Miss. For his effort Malone was named the UH Defensive Player of the Week. On the season Malone has 23 total tackles, including 14 unassisted and one for a loss. He also has broken up five passes this season.

Cougars In The Sunshine State


With their visit to Tampa, Florida, this weekend, the Cougars will have a mini homecoming of sorts. Thirteen members of the 2001 Cougars call the state of Florida home, including starters Arthur Gissendanner (Bradenton), Bryan Hill (Winter Haven), Orlando Iglesias (Miami), Al James (Tallahassee), Hamin Milligan (North Fort Lauderdale), Hanik Milligan (North Fort Lauderdale), Brian Robinson (Daytona Beach) and Rufus Williams (Daytona Beach). The Cougars have not played a game in the Sunshine State since 1995, when Houston faced Florida in "The Swamp" on September 2 (a game won by UF, 45-21). Overall, the Cougars have an impressive 21-14-2 (.594) record against teams from Florida, including a 12-2-2 mark against Florida State. The last Houston win in the state of Florida was on September 30, 1978, when the Cougars defeated the Seminoles, 27-21.

Cougar Tidbits

For the seventh time this season and the ninth time in a row, the Cougars' opponent scored first...the Cougars have lost 11 in a row dating back to last season, with their last win coming against Memphis in triple overtime, 33-30, on October 21, 2000...this is the longest streak for UH since losing 11 straight over the end of the 1994 season and the beginning of the 1995 campaign...UH has also lost seven straight at home...for the first time since Southern Miss last season (a span of nine games) the Cougars did not allow a 100-yard individual rusher...the Cougars are in the midst of three straight away contests which is the longest season road trip for Houston since the 1995 season when UH played USC, Kansas and TCU in a row on the road...

C-USA/NCCA RANKINGS

UH Team Stats (Avg.) ... C-USA .. NCAA		
Rushing Offense (102.6)	9th	99th
Passing Offense (280.9)	2nd	17th
Total Offense (383.4)	3rd	51st
Scoring Offense (20.9)	10th	80th
Rushing Defense (232.3)	9th	112th
Passing Defense (215.3)	7th	48th
Total Defense (447.6)	8th	101th
Scoring Defense (39.3)	9th	108th
Net Punting (32.2)	10th	90th
Punt Returns (4.1)	10th	115th
Kickoff Returns (16.2)	10th	99th
First Downs Offense (19.9)	5th	*
3rd-Down Conversions (.408)	3rd	*
4th-Down Conversions (.368)	8th	*
Penalties (66.6)	7th	*
Turnover Margin (-1.14)	10th	98th
Field Goals (.333)	10th	*
PAT Kicking (.938)	9th	*



Pronunciation Key

KEYKOWA Bell	Kee-KOH-uh
JABARI BEAUFORD	JUH-bar-ee, BOH-ferd
Stephen CUCCI	koo-CHEE
Clint DEGROOT	deh-GREWt
Josh DEMARR	duh-MAR
CHONI Francis	show-NEE
Arthur GISSENDANNER	GISS-in-DAN-er
Greg HOLTE	HOLT
Michael HUEBNER	heeb-NER
Orlando IGLESIAS	ee-glai-SEE-us
QUANTAA Jackson	kwan-TAY
Jeremy MCCARDELL	Muh-CARD-ul
BACHIE McGruder	Bok-EE
HAMIN Milligan	ha-MIN
HANIK Milligan	ha-NIK
Corbin MOZISEK	MOE-zee-ack
LEIF Penn	LEAF
Jesse SOWELLS	soh-WELLZ
John STEGANT	STEE-jent
Thomas SVETLIK	SWEHT-lik
Robin TREMBLAY	trom-BLAY
DARNERIUS Watson	dar-nair-EE-us
JI YUN	JEE YUHN
Gus ZAVALETTA	za-vuh-LEH-tuh

DIMEL'S YEAR-BY-YEAR

	1997	
	(8-5)	
at Ohio State	L	10-24
Iowa State	W	56-10
*at Hawaii	W	35-6
*San Jose State	W	30-10
#at Colorado	L	19-20
Montana	W	28-13
at Nevada	W	34-30
*Colorado State	L	7-14
*at SMU	L	17-22
*San Diego State	W	41-17
*UNLV	W	35-23
*at Air Force	L	3-14
*at Fresno State	L	7-24
#Win by forfeit		
*-WAC game		

	1998	
	(8-3)	
Montana State	W	17-9
at Georgia	L	9-16
Louisiana Tech	W	31-19
*Utah	W	27-24
*SMU	W	12-7
*at UNLV	W (OT)	28-25
*Rice	W	34-24
*at TCU	W	34-27
*at Colorado State	W	27-19
*Air Force	L	3-10
*at Tulsa	L	0-35
-WAC game		

	1999	
	(7-4)	
at Tennessee	L	17-42
Weber State	W	41-16
*at Air Force	W	10-7
Idaho	W	28-13
*UNLV	L	32-35
at UL Monroe	W	38-20
*Colorado State	L	13-24
*at Utah	W	43-29
*BYU	W	31-17
*New Mexico	W	42-28
*at San Diego State	L	7-39
*-MWC game		

	2000	
	(3-8)	
at Rice	L (OT)	27-30
at LSU	L	13-28
*Army	W	31-30
at Texas	L	0-48
SMU	W	17-15
*at Cincinnati	L	31-48
*at Memphis	W (3OT)	33-30
*Southern Miss	L	3-6
*at Tulane	L	23-41
*at East Carolina	L	20-62
*Louisville	L	13-32
*-C-USA game		

	2001	
	(0-7)	
Rice	L	14-21
Texas	L	26-53
*TCU	L	17-34
*at Army	L	14-28
*Memphis	L	33-52
*Cincinnati	L	28-29
*at Southern Miss	L	14-58

HEAD COACH DANA DIMEL

Dana Dimel became a part of University of Houston history in 1999, when he was named the school's ninth head football coach. Dimel arrived in the Bayou City after a very successful three years as the head coach at the University of Wyoming in Laramie. He brought an impressive 23-12 (.657) mark to the U of H program, and his Cowboy teams competed for the conference championship in all three seasons.

In rebuilding the once-storied Cougar Football program, Dimel has brought a sense of pride and discipline to the University of Houston. In 2000 the Cougars were hit hard by injuries, but Dimel kept his players together and fielded a extremely potent and competitive football team. Despite suffering his first losing season in four years, Dimel kept his composure and guided the Cougars to three impressive wins, including conference victories over Army and Memphis. Along the way Dimel redshirted over 25 players, thus laying the foundation to a very productive future.

This past season Dimel's offense became a force to be reckoned with in Conference USA, racking up almost 350 yards of total offense per game, including 270 through the air. For the first time since 1976, the Cougars boasted a league defensive MVP, as senior linebacker Wayne Rogers capped his Cougar career by being named Conference USA Co-Defensive Player of the Year—the first such Cougar to receive such an honor since the late Wilson Whitley in his Lombardi Award season of 1976.

Prior to his first year at Houston, Dimel was one of only 10 current Division I-A head coach to have won at least seven games in every year as a coach. He was also just one of 17 head coaches to have never suffered a losing season while at the helm of a I-A program, and when it comes to winning, he was one of 19 coaches to win at least seven regular season games in each of the last three years.

Even though this is his first stint at coaching college football in tradition-rich Texas, Dimel has come to know the state and its integral high school system after 10 years of recruiting the Lone Star State. Back in February, he inked what could be the best recruiting class in two decades by signing 22 student-athletes from the state of Texas, including 13 from the Greater Houston area. The Cougars Class of 2001 was rated as the best in Conference USA and the fourth best in the state of Texas, trailing only Texas, Texas A&M and Texas Tech.

Upon his arrival at Houston two years ago, Dimel stressed the importance of keeping Texas athletes in the state.

"In my years recruiting Texas, I had always aspired to be the head coach of a school in this state," said the 38-year-old Dimel. "This has been a career goal of mine, and now I have the chance. I know Houston is on the verge of being a great football program once again, and there is no reason why we cannot keep great players in this state and city at home. We will do whatever needs to be accomplished to be a champion again.

"I am really fired up about this opportunity. I look forward to bringing a high-powered and high-scoring offense to the fans of Houston, and in the process pack the stadium for our home games. This is going to be a lot of fun for everyone."

The energetic and personable Dimel has been one of the most successful young coaches in the nation through his three seasons at Wyoming. He led the Cowboys to eight wins in two of his three years, and his 23-12 (.657) record ranks as the second-best start of any Wyoming football coach in history.


In 1999 Dimel's Cowboys finished 7-4 in the Mountain West Conference's inaugural season and came within a game of sharing the league championship. The wide-open Cowboy offense averaged 400 yards of total offense and close to 30 points per game during the 1999 season.

A proponent of a high-octane offense and smothering defense, Dimel directed Wyoming to several key wins during his three seasons in Laramie, including 1999 victories against bowl-bound teams Utah (43-29) and BYU (31-17) in back-to-back weekends. Dimel also has defeated Iowa State, Hawaii, Colorado State and Air Force, as well as the Texas trifecta of Rice, SMU and TCU.

His second season at UW ended with his Cowboys ranked No. 25 in the final New York Times computer rankings. The Pokes' highest rankings during the 1998 season were: No. 12 by the *New York Times*, No. 25 by the *USA Today*/ESPN coaches' poll and No. 25 by the Associated Press media poll.

In the 1998 campaign, Dimel led the Pokes to an 8-3 overall record, and a 6-2 mark in Western Athletic Conference play. Two of the three losses came at the hands of nationally-ranked teams- No. 10 ranked Air Force and No. 14 ranked Georgia. The '98 squad also posted a seven-game winning streak on its way to a second-place finish in the Western Athletic Conference Mountain Division. In 1997, Wyoming posted an 8-5 record in a season that ran for 13 consecutive weeks—the longest in school history.

Dimel has also been part of one of the most successful three-year periods in UW



HEAD COACH DANA DIMEL

football history. Including Wyoming's 10-2 record in 1996, the Pokes had won at least eight games in each of the past three seasons- that is only the second time in Wyoming history that has been accomplished- the other time being from 1958-60.

Named head coach at UW on Dec. 7, 1996, by Wyoming Athletics Director Lee Moon, Dimel became the 28th head football coach at Wyoming. When he was hired, Dimel was the youngest head coach in NCAA Division I-A football.

Despite his youth, Dimel brought with him an impressive list of accomplishments in his relatively young career. As an assistant coach at Kansas State University of 10 seasons, he helped lead the Wildcats through their most successful era in school history. In fact, Sports Illustrated magazine called Kansas State "the biggest turnaround in college football history."

During Dimel's short time at UW, he brought a hard-nosed defensive style to the Cowboy Football program. In 1997, Wyoming ranked No.2 in the nation in quarterback sacks, No.6 in pass defense, No.17 in scoring defense and No. 23 in total defense. UW followed that up in '98 with a No.28 national rank in scoring defense.

Among the players who were key contributors to the resurgent Wyoming defense was 1997 Consensus All-American Brian Lee at free safety. Two other Cowboys also earned All-America recognition in '97--center Jay Korth and punter Aron Langley were both honorable mention selections.

All total, four Cowboy defenders have earned first-team all-conference honors and five have been named second-team all-conference during Dimel's tenure at UW.

Offensively, the '98 campaign saw Wyoming's Marques Brigham rush for 1,114 yards on his way to first-team all-conference honors, and sophomore quarterback Jay Stoner was named second-team all-conference while ranking among the Top 40 quarterbacks in the nation in total offense and passing efficiency. In the Dimel era at Wyoming, four Poke offensive players have garnered first-team all-league accolades, and three have been named to the second team. Two special teams Cowboys have also been named to all-conference squads during the past two seasons.

In addition to the number of Cowboys who've enjoyed success under Dimel's direction, he had an outstanding history of developing players while at Kansas State. During his tenure with the Wildcats, the KSU offense featured All-Americans Chad May at quarterback, Barrett Brooks at offensive tackle, Andre Coleman at wide receiver, Jim Hmielewski at offensive tackle, Kevin Lockett at wide receiver, Matt Miller at quarterback, Quentin Neujahr at center, J.J. Smith at running back and Michael Smith at wide receiver. Quarterback May finished 11th in the 1994 Heisman Trophy balloting. In 1995, Miller set the Big 8 single-season mark for most touchdown passes with 22.

The Kansas State offense also had the No.1 (Lockett) and No.3 (Michael Smith) leading receivers in the history of the Big 8 Conference during Dimel's time in Manhattan.

DIMEL VERSUS THE OPPOSITION

	W	L	T	Pts. For	Pts. Against	First Meeting	Last Meeting	Current Streak
Air Force	1	2	0	16	31	1997	1999	W1
Army	1	1	0	45	58	2000	2001	L1
BYU	1	0	0	31	17	1999	1999	W1
Cincinnati	0	2	0	59	77	2000	2001	L2
Colorado#	1	0	0	19	20	1997	1997	W1
Colorado State	1	2	0	47	57	1997	1999	L1
East Carolina	0	1	0	20	62	2000	2000	L1
Fresno State	0	1	0	7	24	1997	1997	L1
Georgia	0	1	0	9	16	1998	1998	L1
Hawai'i	1	0	0	35	6	1997	1997	W1
Idaho	1	0	0	28	13	1999	1999	W1
Iowa State	1	0	0	56	10	1997	1997	W1
UL Monroe	1	0	0	38	20	1999	1999	W1
LSU	0	1	0	13	28	2000	2000	L1
Louisiana Tech	1	0	0	31	19	1998	1998	W1
Louisville	0	1	0	13	32	2000	2000	L1
Memphis	1	1	0	66	82	2000	2001	L1
Montana	1	0	0	28	13	1997	1997	W1
Montana State	1	0	0	17	9	1998	1998	W1
Nevada	1	0	0	34	30	1997	1997	W1
New Mexico	1	0	0	42	28	1999	1999	W1
UNLV	2	1	0	95	83	1997	1999	L1
Ohio State	0	1	0	10	24	1997	1997	L1
Rice	1	2	0	75	75	1998	2001	L2
San Diego State	1	1	0	48	56	1997	1999	L1
San Jose State	1	0	0	30	10	1997	1997	W1
SMU	2	1	0	46	15	1997	2000	W2
South Florida	FIRST MEETING							
Southern Miss	0	2	0	17	64	2000	2001	L2
Tennessee	0	1	0	17	42	1999	1999	L1
Texas	0	2	0	26	101	2000	2001	L2
TCU	1	1	0	51	61	1998	2001	L1
Tulane	0	1	0	23	41	2000	2000	L1
Tulsa	0	1	0	0	35	1998	1998	L1
UAB	FIRST MEETING							
Utah	2	0	0	70	53	1998	1999	W2
Weber State	1	0	0	41	16	1999	1999	W1

Bold Italics indicates 2001 opponent
#--Won by forfeit

DIMEL'S COACHING RECORD

	Overall				Conference			
	W-L	Pct.	Home	Away	W-L	Pct.	Home	Away
1997	8-5	.615	5-1	3-4	4-4	.500	3-1	1-3
1998	8-3	.727	5-1	3-2	6-2	.750	3-1	3-1
1999	7-4	.636	4-2	3-2	4-3	.571	2-2	2-1
2000	3-8	.273	2-2	1-6	2-5	.286	1-2	1-3
2001	0-7	.000	0-5	0-2	0-5	.000	0-3	0-2
Totals	26-27	.491	16-11	10-16	16-19	.457	9-9	7-10

10-8 (.556) vs. non-conference teams
7-2 (.778) vs. non-conference teams at home
3-6 (.333) vs. non-conference teams on the road
24-21 (.533) on grass
2-6 (.250) on artificial turf
2-1 (.667) in overtime

3-0 (1.000) vs. Big Sky Conference
0-1 (.000) vs. Big 10 Conference
2-2 (.500) vs. Big 12 Conference
3-0 (1.000) vs. Big West Conference
2-10 (.167) vs. Conference USA
2-0 (1.000) vs. I-A Independents
4-3 (.571) vs. Mountain West Conference
0-3 (.000) vs. Southeastern Conference
11-8 (.579) vs. Western Athletic Conference

As offensive line coach at K-State, he had 11 offensive linemen sign NFL contracts--six of which are still on NFL rosters. During his three seasons at Wyoming, 12 Cowboys signed NFL contracts.

His first year in Laramie, Dimel saw his Cowboys attract the largest crowd in War Memorial Stadium history when 34,745 turned out for the Colorado State game on Oct. 18, 1997. Dimel's Wyoming teams enjoyed great success at home, posting a 14-4 record.

At KSU, Dimel helped lead the Wildcats to the sixth-winningest home record in the nation during the 1990's and the third-best record among Big 12 teams from 1994-96. Season-ticket sales to Kansas State football games rose from 8,000 in 1989 to 34,000 in 1996-third best in the Big 12 Conference.

A two-year letterman as an offensive lineman for the Wildcats in 1985 and '86, he began his college playing career as a defensive tackle in 1984. After suffering an injury two games into the '84 season, he was awarded a medical hardship and played the next two seasons at offensive tackle. Dimel was named to the All-America Strength team as a senior at KSU, and was named K-State's Lifter of the Year in 1986.

He signed with the Minnesota Vikings out of college, attending camp in 1987.

Dimel completed his bachelor's degree in marketing from Kansas State in '86. Prior to that he earned an associate of arts degree from Hutchinson Community College in Hutchinson, Kan. He is currently pursuing a master's degree in physical education and athletic administration. A native of Columbus, Ohio, he has one son, Winston, who was born on his father's birthday of Oct. 9, 1995. He and his wife, Julie, were married in 1999 at War Memorial Stadium in Wyoming. The couple also has a daughter, Josie.

CONFERENCE USA

PLAYERS OF THE WEEK

Date	Offense
Sept. 3	Dave Ragon, QB, Louisville
Sept. 10	Gino Guidugli, QB, Cincinnati
Sept. 17	GAMES POSTPONED
Sept. 24	Jeff Aaron, QB, UAB
Oct. 1	Corey Connally, RB, TCU
Oct. 8	Mewelde Moore, RB, Tulane
Oct. 15	
Oct. 22	
Oct. 29	
Nov. 5	
Nov. 12	
Nov. 19	
Nov. 26	

Date	Defense
Sept. 3	Pernell Griffin, LB, East Carolina
Sept. 10	Charlie Owens, S, TCU
Sept. 17	GAMES POSTPONED
Sept. 24	Greg LeFever, LB, East Carolina
Oct. 1	Charlie Owens, S, TCU
Oct. 8	Derrick Ballard, LB, Memphis
Oct. 15	
Oct. 22	
Oct. 29	
Nov. 5	
Nov. 12	
Nov. 19	
Nov. 26	

Date	Special Teams
Sept. 3	Nick Browne, K, TCU
Sept. 10	Marvin Townes, KR, East Carolina
Sept. 17	GAMES POSTPONED
Sept. 24	Rhett Gallego, K, UAB
Oct. 1	Mark Haulman, P, Southern Miss
Oct. 8	Adam Wulfeck, P, Cincinnati
Oct. 15	
Oct. 22	
Oct. 29	
Nov. 5	
Nov. 12	
Nov. 19	
Nov. 26	

2001 TV SCHEDULE

ESPN			
Sat., Sept. 1	Oklahoma State @ Southern Miss	11 a.m.	
Thur., Oct. 4	Colorado State @Louisville	6:30 p.m.	
Thur., Nov. 15	Louisville @East Carolina	6:30 p.m.	
Fri., Nov. 23	Southern Miss @East Carolina	5 p.m.	
Fri., Nov. 30	TCU @Southern Miss	7 p.m.	
Fri., Dec. 28	galleryfurniture.com Bowl	12:30 p.m.	
Mon., Dec. 31	AXA Liberty Bowl	3 p.m.	

ESPN2			
Sat., Aug. 25	Tulane @BYU	3:30 p.m.	
Sun., Sept. 2	Purdue @Cincinnati	1:30 p.m.	
Mon., Sept. 3	Memphis @Mississippi State	6 p.m.	
Sat., Sept. 8	UAB @Florida State	4:30 p.m.	
Sat., Sept. 15	Southern Miss @Alabama	4:45 p.m.	
Sat., Sept. 22	Texas @Houston	8 p.m.	
Tues., Oct. 16	Southern Miss @Louisville	6:30 p.m.	
Tues., Oct. 30	East Carolina @TCU	6:30 p.m.	
Sat., Nov. 24	Cincinnati @Memphis		
	OR Louisville @TCU	TBA	
Wed., Dec. 19	GMAC Bowl	6:30 p.m.	
Sat., Dec. 29	Motor City Bowl	11 a.m.	

ABC			
Sat., Aug. 25	TCU @Nebraska	noon	

CBS			
Sat., Dec. 1	Army vs. Navy	11 a.m.	

ESPN Plus			
Sat., Sept. 15	East Carolina @Syracuse	11 a.m.	
Sat. Sept. 29	Army @Boston College	11 a.m.	

JEFFERSON PILOT			
Sat., Sept. 1	Louisville @Kentucky	11:30 a.m.	

All times are listed as Central Time (either Central Daylight or Central Standard).

CONFERENCE USA 2001 BOWL LINEUPS

For the second consecutive season, Conference USA will send a minimum of four of its members to postseason bowl games, as long as the schools post at least a winning overall record. Last year Louisville captured the conference crown and played Colorado State in the AXA/Equitable Liberty Bowl. East Carolina smashed Texas Tech in the inaugural galleryfurniture.com Bowl, and Southern Miss squeaked past TCU (now a member of Conference USA) in the GMAC/Mobile Alabama Bowl. The final C-USA participant was Cincinnati who faced the Mid-American Conference champion Marshall in the Motor City Bowl.

Here is how the games shape up in 2001:

AXA Liberty Bowl: Conference USA is in the third year of a five-year deal to send its league champion to the Liberty Bowl in Memphis, Tenn., where it will take on the champion of the Mountain West Conference. This season the contest will be played on New Year's Eve at 3 p.m. CST and will be televised by ESPN.

GMAC Bowl: This year's game marks the third version of this up-and-coming postseason bowl, pitting the second selection from C-USA against the second-best team from the MAC. Slated for December 19, this game will be televised live on ESPN2 beginning at 6:30 p.m. CST.

galleryfurniture.com Bowl: In just its second year of existence, this postseason clash held in the Astrodome in Houston matches Conference USA's third pick with the sixth or seventh selection from the Big 12. This season this game will take place on December 28 at 12:30 p.m. CST and will be televised by ESPN.

Motor City Bowl: This bowl pits the fourth selection from C-USA against the champion from the MAC for the second consecutive season. Held on December 29 at 11 a.m. CST, it, too, will be televised by ESPN2.

2001 Standings

	C-USA		Overall	
	W	L	W	L
Louisville	3	0	7	1
East Carolina	3	0	4	3
Cincinnati	4	1	4	3
TCU	2	1	4	3
UAB	3	2	4	4
Southern Miss	2	2	4	2
Memphis	2	3	4	4
Army	2	4	2	5
Tulane	1	4	2	7
Houston	0	5	0	7

The Week of Nov. 3

*East Carolina @TCU (Oct. 30)
Houston @South Florida
Army @Air Force
Connecticut @Cincinnati
*Louisville @Tulane
Southern Miss @Penn State

The Week of Nov. 10

*Houston @Louisville
*East Carolina @Cincinnati
Memphis @Tennessee
*TCU @UAB
Tulane @Navy

Last Week

*@Southern Miss 58, UH 14
*@Army 42, Tulane 35
*Louisville 28, @Cincinnati 13
*UAB 17, @Memphis 14



2000 Final Standings

	Overall		C-USA	
	W	L	W	L
Louisville	9	3	6	1
Cincinnati	7	5	5	2
East Carolina	8	4	5	2
Southern Miss	8	4	4	3
UAB	7	4	3	4
Tulane	6	5	3	4
Houston	3	8	2	5
Memphis	4	7	2	5
Army	1	10	1	6

1999 Final Standings

	Overall		C-USA	
	W	L	W	L
Southern Miss	6	0	9	3
East Carolina	4	2	9	3
Louisville	4	2	7	5
Memphis	4	2	5	6
UAB	4	2	5	6
Houston	3	3	7	4
Army	1	5	3	8
Tulane	1	5	3	8
Cincinnati	0	6	3	8

WHAT THEY'RE SAYING ABOUT THE COUGARS

Athlon Sports

Team Rankings

#87 Houston

Predicted Order of Finish

1. Louisville
2. East Carolina
3. Southern Miss
4. UAB
5. Memphis
6. TCU
7. Tulane
8. *Houston*
9. Cincinnati
10. Army

Preseason All C-USA Team

WR Orlando Iglesias (6-2, 220, Sr.)

Unit Rankings

Wide Receivers

#5 *Houston*

Dave Campbell's Texas Football

All Texas College Team

Second Team

WR Brian Robinson (6-4, 204, Jr.)

OL Jabari Beauford (6-4, 300, Sr.)

CB Jason Parker (5-10, 180, Sr.)

Predicted Order of Finish

1. Louisville
2. Southern Miss
3. East Carolina
4. UAB
5. TCU
6. Tulane
7. Cincinnati
8. Memphis
9. *Houston*
10. Army

College Football News.com

Predicted Order of Finish

1. East Carolina
1. UAB
3. Louisville
4. Southern Miss
6. Tulane
7. Tulane
8. Memphis
9. Army
10. Cincinnati

Position Rankings in C-USA

- #1 Wide Receivers
- #1 Offensive Line
- #2 Secondary
- #5 Running Backs
- #7 Linebackers
- #7 Kickers
- #8 Defensive Line
- #9 Quarterbacks

THE LAST TIME

By An Individual

Scored on a Kickoff Return

Houston: 92 yards, Mike Smith vs. North Texas, 10/24/98

Opponent: 88 yards, Eric Booth (S. Miss), 11/15/97

Scored on a Punt Return

Houston: 87 yards, Charles West vs. S. Miss, 11/9/96

Opponent: 59 yards, Keith Stokes (ECU), 11/11/00

Scored on an Interception Return

Houston: 35 yards, Jason Parker vs. Cincinnati, 10/20/01

Opponent: 23 yards, O.J. McClintock (UT), 9/23/00

Ran for 50 Yards (from scrimmage)

Houston: 76 (TD), Joffrey Reynolds, vs. TCU, 9/29/01

Opponent: 80 (TD), Corey Connally (TCU), 9/29/01

Completed a 50-Yard Pass

Houston: 80, Kelly Robertson to Brandon Middleton vs. Texas, 9/22/01

Opponent: 53, Jeff Kelly to Dawayne Woods (Southern Miss), 10/27/01

Rushed for 100 Yards

Houston: 108, Joffrey Reynolds vs. Cincinnati, 10/20/01

(27 carries)

Opponent: 100, Demarco McCleskey (Cincinnati),

10/20/01 (15 carries)

Rushed for 200 Yards

Houston: 201, Joffrey Reynolds vs. Army, 9/16/99 (34 carries)

Opponent: 205, Malcolm Thomas (Syracuse), 12/27/96 (24)

Passed for 300 Yards

Houston: 331, Nick Eddy vs. Memphis, 10/13/01 (28-42, 2 TD)

Opponent: 317, Gino Guidugli (Cincinnati), 10/20/01

(19-27, 1 TD)

Passed for 400 Yards

Houston: 401, Chuck Clements vs. TCU, 10/7/95 (35-48, 2 TD)

Opponent: 474, Paul Justin (ASU), 12/1/90 (34-63, 2 TD)

Blocked a Punt

Houston: Bryant Brown vs. TCU, 9/29/01

Opponent: Jeff Vanover (Rice), 9/2/00

Blocked a Field Goal

Houston: Emile White vs. Army, 9/16/00

Opponent: Kalen Thornton (Texas), 9/22/01

Blocked an Extra Point

Houston: Bryan Hill vs. TCU, 9/29/01



By A Team

Earned 25 First Downs

Houston: 29 vs. Army, 9/16/00

Opponent: 27 by Cincinnati, 10/20/01

Earned 30 First Downs

Houston: 31 vs. Memphis, 10/3/98

Opponent: 31 by Tulane, 11/6/99

Rushed for 300 Yards

Houston: 317 vs. Tulane, 11/6/99

Opponent: 354 by Rice, 9/1/01

Rushed for 400 Yards

Houston: 496 vs. Louisville, 9/28/85

Opponent: 433 by LSU, 9/7/96

Passed for 400 Yards

Houston: 417 vs. TCU, 10/7/95

Opponent: 428 by Tulane, 11/6/99

Earned 500 Yards in Total Offense

Houston: 508 vs. Army, 10/6/01

Opponent: 534 by Texas, 9/2/01

Earned 600 Yards in Total Offense

Houston: 776 vs. Rice, 11/28/92

Opponent: 601 by LSU, 9/7/96

Scored 40 Points

Houston: 45 vs. UL Lafayette, 9/18/99

Opponent: 58 by Southern Miss, 10/27/01

Scored 50 Points

Houston: 56 vs. Southern Miss, 11/9/96

Opponent: 58 by Southern Miss, 10/27/01

Earned Less than 10 First Downs

Houston: 8 vs. Rice, 9/4/99

Opponent: 8 by North Carolina, 10/16/99

Earned Less than 100 Yards Rushing

Houston: 68 vs. Texas, 9/22/01

Opponent: 73 by Memphis, 10/21/00

Earned Less than 100 Yards Passing

Houston: 76 vs. Tulane, 11/6/99

Opponent: 89 by TCU, 9/29/01

Earned Less than 200 Yards Total Offense

Houston: 199 vs. Rice, 9/1/01

Opponent: 126 by North Carolina, 10/16/99

Made a Two-Point Conversion

Houston: vs. Southern Miss, 10/27/01 (rush)

Opponent: by TCU, 9/29/01 (pass)

Was Shutout

Houston: By Texas, 9/23/00 (48-0)

Opponent: UL Lafayette, 9/18/99 (45-0)

Played an Overtime Game

Houston (33) at Memphis (30), 3OT 10/21/00

INSIDE THE RED ZONE

Opp.	No.	TD	FG	Fgm#	TO	Dn*	Pnt	Score%
vs. Rice	2	2	0	0	0	0	0	1.000
Owls	4	2	0	2	0	0	0	.500
vs. Texas	3	2	0	1	0	0	0	.667
Longhorns	8	6	0	1	1	0	0	.750
vs. TCU	3	1	1	1	0	0	0	.667
Horned Frogs	4	2	1	0	1	0	0	.750
vs. Army	3	1	0	0	1	1	0	.333
Black Knights	6	4	0	1	0	1	0	.667
vs. Memphis	3	3	0	0	0	0	0	1.000
Tigers	6	5	1	0	0	0	0	1.000
vs. Cincinnati	4	3	0	0	0	1	0	.750
Bearcats	6	3	1	0	0	2	0	.667
vs. Southern Miss	4	2	0	0	2	0	0	.500
Golden Eagles	8	7	1	0	0	0	0	1.000
vs. South Florida	0	0	0	0	0	0	0	.000
Bulls	0	0	0	0	0	0	0	.000
vs. Louisville	0	0	0	0	0	0	0	.000
Cardinals	0	0	0	0	0	0	0	.000
vs. UAB	0	0	0	0	0	0	0	.000
Blazers	0	0	0	0	0	0	0	.000
vs. Georgia	0	0	0	0	0	0	0	.000
Bulldogs	0	0	0	0	0	0	0	.000
Totals	22	14	1	2	3	2	0	.682
Opp.	42	29	4	4	2	3	0	.786

Fgm: (field goals missed; #denotes blocked); TO: (turnovers); Dn: (lost ball on downs, *game ends or end of half); Pnt: (punted)

UH MISCELLANEOUS

Houston's Record When

Cougars lead after 1st quarter	0-0	.000
Cougars trail after 1st quarter	0-5	.000
Score is tied after 1st quarter	0-2	.000
Cougars lead at halftime	0-1	.000
Cougars trail at halftime	0-6	.000
Score is tied at halftime	0-0	.000
Cougars lead after 3rd quarter	0-1	.000
Cougars trail after 3rd quarter	0-6	.000
Score is tied after 3rd quarter	0-0	.000
Score is tied after regulation	0-0	.000

Schedule Breakdown

Overall	0-7	.000
September	0-3	.000
October	0-4	.000
November	0-0	.000
December	0-0	.000

Conference USA Games 0-5 .000

Home	0-3	.000
Road	0-2	.000

Non-Conference Games 0-2 .000

Home	0-2	.000
Road	0-0	.000

Versus Ranked Opponents . 0-1 .000

Home	0-1	.000
Road	0-0	.000

Miscellaneous

Games Decided by TD or less	0-2	.000
Games Decided by FG or less	0-1	.000
Games Played on Natural Grass	0-5	.000
Games Played on Artificial Turf	0-1	.000
Day Games on Natural Grass	0-1	.000
Night Games on Natural Grass	0-5	.000

Day Games on Artificial Turf	0-1	.000
Night Games on Artificial Turf	0-0	.000
Day Games, Overall	0-2	.000
Night Games, Overall	0-5	.000

Total Offense/Total Defense

UH -300 yards total offense	0-1	.000
UH +300 yards total offense	0-6	.000
UH +400 yards total offense	0-3	.000
UH +500 yards total offense	0-1	.000
UH -200 yards passing	0-2	.000
UH +200 yards passing	0-5	.000
UH +250 yards passing	0-5	.000
UH +300 yards passing	0-3	.000
UH +350 yards passing	0-2	.000
UH -100 yards rushing	0-2	.000
UH +100 yards rushing	0-5	.000
UH +150 yards rushing	0-1	.000
UH +200 yards rushing	0-0	.000
UH +250 yards rushing	0-0	.000
UH allow -300 yards offense	0-0	.000
UH allow -400 yards offense	0-2	.000
UH allow +400 yards offense	0-5	.000
UH allow +500 yards offense	0-1	.000
UH allow -200 yards passing	0-3	.000
UH allow +200 yards passing	0-4	.000
UH allow +250 yards passing	0-3	.000
UH allow +300 yards passing	0-3	.000
UH allow -100 yards rushing	0-0	.000
UH allow +100 yards rushing	0-7	.000
UH allow +150 yards rushing	0-6	.000
UH allow +200 yards rushing	0-5	.000

WHAT THEY'RE SAYING

ABOUT THE COUGARS

Preseason All C-USA Team

WR Brian Robinson (6-4, 204, Jr.)

Top 30 Players Regardless of Position

#15 WR Brian Robinson

#16 WR Orlando Iglesias

#24 FS Hanik Milligan

National Positional Rankings

#5 Wide Receivers

#11 Secondary

Jim Feist's College Football Annual

Predicted Order of Finish

1. Louisville
2. Southern Miss
3. East Carolina
4. TCU
5. UAB
6. Tulane
7. Memphis
8. Cincinnati
9. Houston
10. Army

Preseason All C-USA Team

WR Brian Robinson (6-4, 204, Jr.)

Football Action 2001

Predicted Order of Finish

1. Louisville
2. Southern Miss
3. East Carolina
4. TCU
5. UAB
6. Cincinnati
7. Tulane
8. Memphis
9. Houston
10. Army

Game Plan College Football

Predicted Order of Finish

1. East Carolina
2. Louisville
3. TCU
4. Southern Miss
5. UAB
6. Memphis
7. Cincinnati
8. Houston
9. Tulane
10. Army

GAME BY GAME STATS

Rushing (Att-Yards-TD-Long)

Game	Reynolds	Penn	C. Robertson	Ross	K. Robertson
Rice	14-29-0-9	1-2-0-2	DNP-Inj.	0-0-0-0	6-(-24)-0-0
Texas	15-56-1-20	5-3-0-2	1-3-0-3	1-6-0-6	6-(-13)-0-9
TCU	15-93-1-76	4-12-0-6	2-5-0-3	1-0-0-0	3-3-0-15
Army	20-101-0-42	0-0-0-0	2-28-1-26	1-11-0-11	2-1-0-5
Memphis	14-108-1-28	DNP-Inj.	10-31-1-12	2-(-2)-0-0	DNP-Inj.
Cincinnati	27-116-1-13	DNP-Inj.	11-52-1-14	2-(-9)-0-0	DNP-Inj.
Southern Miss	18-75-1-15	DNP-Inj.	9-21-0-5	DNP	DNP-Inj.
South Florida					
Louisville					
UAB					
Georgia					

Passing (Att-Comp-INT-Yards-TD-Long)

Game	K. Robertson	Eddy	A. Lee	Botts
Rice	47-22-1-192-2-22	DNP	DNP at QB	DNP
Texas	33-20-1-364-3-80	DNP	DNP at QB	DNP
TCU	39-20-0-272-1-43	DNP	DNP-Inj.	DNP
Army	41-27-2-367-1-42	DNP	DNP at QB	DNP
Memphis	DNP-Inj.	42-28-2-331-2-41	DNP at QB	DNP
Cincinnati	DNP-Inj.	23-15-0-184-2-29	DNP at QB	DNP
Southern Miss	DNP-Inj.	56-26-4-254-1-38	DNP at QB	DNP
South Florida				
Louisville				
UAB				
Georgia				

Receiving (Rec-Yards-TD-Long)

Game	Bell	B. Robinson	Iglesias	Middleton	Ross	Thompson	Reynolds
Rice	2-12-0-8	6-43-1-18	4-49-0-22	1-4-0-6	2-12-0-6	3-21-1-13	2-31-0-17
Texas	1-4-0-4	2-43-0-36	6-100-0-38	3-117-1-80	1-7-0-7	2-27-1-24	3-49-1-38
TCU	5-59-0-34	0-0-0-0	4-36-0-14	2-79-0-43	1-9-0-9	3-10-0-9	1-25-0-25
Army	DNP-Inj.	5-91-0-42	2-24-0-19	3-62-0-40	3-50-0-31	2-21-1-11	7-70-0-16
Memphis	DNP-Inj.	2-33-1-30	8-101-1-29	2-73-0-41	4-28-0-12	1-11-0-11	5-50-0-22
Cincinnati	DNP-Inj.	1-10-0-10	6-76-2-16	DNP-Inj.	1-10-0-10	2-12-0-7	1-8-0-8
S. Miss	DNP-Inj.	2-14-1-20	9-142-0-38	1-5-0-5	DNP	DNP-Inj.	5-24-0-13
S. Florida							
Louisville							
UAB							
Georgia							

Defensive (Solo Tackles-Total Tackles)

Player	Rice	Texas	TCU	Army	Mem.	Cincy	S. Miss	S. Fla.	Louis.	UAB	Ga.
Braxton, LB	0-2	0-0	0-1	1-1	0-0	2-5	1-3				
Brown, B., LB	0-0	0-0	0-1	2-3	3-3	1-2	1-2				
Clay, DL	DNP	DNP	DNP	DNP	0-0	DNP	DNP				
Cola, DB	DNP	DNP	DNP	DNP	DNP	DNP	DNP				
Davis, C., DB	0-0	0-0	0-0	0-0	0-0	0-0	0-0				
Davis, J., LB	7-8	4-6	2-10	3-5	5-7	4-7	0-0				
deGroot, DB	0-0	0-0	0-0	1-1	3-4	0-0	0-0				
Ervin, LB	0-1	0-0	0-0	0-0	1-2	0-0	1-2				
Gissendanner, LB	8-15	6-11	6-11	5-6	6-10	3-7	2-5				
Hill, DL	0-1	3-4	2-4	2-3	2-2	1-1	1-1				
Holte, DB	1-3	0-0	0-0	3-3	0-0	0-1	1-1				
Ingersoll, DL	3-8	0-1	4-7	2-4	1-1	5-5	3-3				
Jackson, DL	1-1	0-0	1-1	2-2	0-0	2-3	0-1				
Jones, DB	0-0	DNP	DNP	DNP	DNP	DNP	DNP				
Lee, Ad., DL	5-7	2-2	2-5	4-4	4-6	5-9	2-2				
Malone, DB	1-5	0-0	0-0	0-0	2-4	1-2	8-9				
Mayo, DL	1-1	1-1	1-1	1-2	5-5	0-0	DNP				
McGruder, DB	0-0	0-0	0-0	0-0	0-0	0-0	0-0				
Medlock, DB	2-3	3-8	3-4	2-3	INJ	INJ	1-3				
Midyett, DL	0-1	0-0	0-0	1-1	2-2	0-2	1-1				
Milligan, Hm., DB	2-10	1-2	4-6	3-9	3-5	2-7	2-3				
Milligan, Hn., DB	12-20	12-19	15-22	13-20	9-12	8-17	3-10				
Parker, DB	4-5	3-8	0-4	0-0	INJ	2-3	1-2				
Robinson, H., DB	5-9	5-5	0-0	0-0	0-0	0-1	0-1				
Routt, DB	0-0	2-4	2-4	0-0	1-2	0-0	1-1				
Shivers, LB	DNP	DNP	DNP	DNP	DNP	DNP	DNP				
Sowells, DB	1-1	0-0	0-0	0-0	0-0	0-0	1-1				
Trumbly, DL	4-4	2-3	2-4	1-1	0-1	1-1	1-1				
Williams, R., DL	2-2	2-3	2-3	4-4	0-1	3-3	2-2				
Woodard, DB	4-4	3-5	6-12	7-10	4-9	3-9	7-8				

WHAT THEY'RE SAYING

ABOUT THE COUGARS

Phil Steele's

College Football Preview

Predicted Order of Finish

1. East Carolina
2. UAB
3. Southern Miss
4. Louisville
5. Tulane
6. Cincinnati
7. TCU
8. Memphis
9. Houston
10. Army

Preseason All C-USA

Second Team

WR Brian Robinson (6-4, 200, Jr.)
WR Orlando Iglesias (6-3, 220, Sr.)
OL Chris Redding (6-4, 355, Jr.)
CB Jason Parker (5-10, 180, Sr.)

Third Team

C Al James (6-0, 295, So.)
OT Jabari Beauford (6-4, 300, Sr.)

Street & Smith's College Football

Honorable Mention, All America

WR Brian Robinson (6-4, 200, Jr.)
C Al James (6-0, 295, So.)

Preseason All C-USA Team

WR Brian Robinson (6-4, 200, Jr.)

Predicted Order of Finish

1. East Carolina
2. Louisville
3. Southern Miss
4. TCU
5. UAB
6. Cincinnati
7. Tulane
8. Houston
9. Memphis
10. Army

Conference USA Head Coaches

Predicted Order of Finish

Rank	Team	Pts
1.	Louisville (6)	94
2.	East Carolina (4)	90
3.	Southern Miss (1)	81
4.	TCU	62
5.	UAB	60
6.	Cincinnati	45
7.	Memphis	43
8.	Tulane	41
9.	Houston	22
10.	Army	12

Preseason All C-USA Team

WR Brian Robinson (6-4, 200, Jr.)
DB Hanik Milligan (6-3, 200, Jr.)

STARTING LINEUPS

Offense	WR	WR	LT	LG	C	RG	RT	TE	WR	QB	RB
Rice	Bell	Iglesias	Demarr	Hadnot	James	Watson	Beauford	Thompson	Middleton	K. Robertson	Reynolds
Texas	Bell	Iglesias	Demarr	Hadnot	James	Watson	Beauford	Thompson	Middleton	K. Robertson	Reynolds
TCU	Bell	McCardell	Demarr	Hadnot	James	Watson	Beauford	Ross (WR)	Middleton	K. Robertson	Reynolds
Army	Ross	Iglesias	Demarr	Hadnot	James	Watson	Beauford	McCardell (WR)	Middleton	K. Robertson	Reynolds
Memphis	Baldwin (FB)	Iglesias	Demarr	Hadnot	James	Watson	Beauford	Thompson	Middleton	Eddy	Reynolds
Cincinnati	Ross	Iglesias	Demarr	Hadnot	James	Watson	Beauford	K. Brown	B. Robinson	Eddy	Reynolds
S. Miss	Baldwin (FB)	Iglesias	Demarr	Hadnot	James	Watson	Wheeler	K. Brown	B. Robinson	Eddy	Reynolds

S. Florida
Louisville
UAB
Georgia

Defense	LE	LT	RT	RE	WLB	MLB	CB	CB	SS	FS	WS
Rice	Ad. Lee	Tremblay	Hill	Ingersoll	Gissendanner	J. Davis	Parker	Malone	H. Robinson	Ham. Milligan	Han. Milligan
Texas	Ad. Lee	Tremblay	Hill	Ingersoll	Gissendanner	J. Davis	Parker	Malone	H. Robinson	Ham. Milligan	Han. Milligan
TCU	Ad. Lee	Tremblay	Hill	Ingersoll	Gissendanner	J. Davis	Parker	Routt	Woodard	Medlock	Han. Milligan
Army	Ad. Lee	Tremblay	Hill	Ingersoll	Gissendanner	J. Davis	Parker	Routt	Woodard	Medlock	Han. Milligan
Memphis	Ad. Lee	R. Williams	Hill	Ingersoll	Gissendanner	J. Davis	Malone	Routt	Woodard	Ham. Milligan	Han. Milligan
Cincinnati	Ad. Lee	R. Williams	Hill	Ingersoll	Gissendanner	J. Davis	Parker	Malone	Woodard	Ham. Milligan	Han. Milligan
S. Miss	Jackson	R. Williams	Hill	Ingersoll	Gissendanner	J. Davis	Parker	Malone	Woodard	Ham. Milligan	Han. Milligan

S. Florida
Louisville
UAB
Georgia

Note—The following players missed games with injuries: LB Travis Griffith (7, knee), TE Jonathan Pritchett (7, knee), RB Chris Robertson (1, hamstring), WR Mark Hopkins (6, broken ankle), Alvin Lee (1, sprained ankle), KeyKowa Bell (4, sprained ankle), Bobby Tillman (1, sprained ankle), Jason Parker (1, flu), Reggie Medlock (2, sprained neck), Leif Penn (3, Achilles tendonitis), Kelly Robertson (3, broken wrist), Brandon Middleton (1, sprained ankle), Grover Thompson (1, torn MCL), Jabari Beauford (1, sprained ankle).

2001 GAME-BY-GAME TEAM STATS

Game	Score	First Downs T-R-Pa-Pn	Rushing A-Yds-TD	Passing A-C-I-Yds-TD	Total Off. Att/Yds	Punting No/Avg	Fum No-L	Penalty No/Yds	Third Downs	Time Poss
Rice	21	21-17-2-2	69-354-2	12-6-0-42-1	81/396	4/35.8	2-0	5/33	9 of 20	35:30
Houston	14	13-1-12-0	21-7-0	47-22-1-192-2	68/199	8/39.9	1-0	4/40	5 of 18	24:30
Texas	53	27-11-14-2	39-193-3	37-22-1-341-4	76/534	2/30.5	3-1	6/58	9 of 13	32:06
Houston	26	17-5-11-1	30-68-1	33-20-1-364-3	63/432	3/36.3	2-2	9/84	4 of 12	27:54
TCU	34	19-10-6-3	50-268-3	22-12-2-89-0	72/357	5/25.8	2-0	6/55	7 of 17	30:23
Houston	17	15-3-11-1	26-113-1	40-20-0-272-1	66/385	4/30.2	4-4	7/57	2 of 13	29:37
Houston	14	24-7-16-1	25-141-1	41-27-2-367-1	66/508	2/29.0	0-0	13/102	5 of 10	28:42
Army	28	23-14-7-2	46-259-3	28-15-0-168-1	74/427	3/43.7	1-0	4/37	9 of 16	31:18
Memphis	52	23-13-8-2	51-252-5	22-14-0-216-2	73/468	3/44.0	1-1	6/38	7 of 14	29:55
Houston	33	22-7-14-1	28-130-3	42-28-2-331-2	70/461	6/41.3	1-0	10/79	5 of 12	30:05
Cincinnati	29	26-7-13-6	36-142-3	20-28-1-340-1	64/482	1/36.0	1-1	10-87	6 of 11	28:14
Houston	28	24-11-9-4	47-157-1	16-24-0-186-2	71/343	3/42.3	0-0	8-95	10 of 16	31:46
Houston	14	24-9-14-1	29-102-1	56-26-4-254-1	85/356	5/28.2	4-2	2-9	9 of 17	32:53
Southern Miss	58	24-9-15-0	35-158-3	35-22-1-311-5	70/469	2/59.5	3-2	9-74	8 of 14	27:07

Houston
South Florida

Houston
Louisville

UAB
Houston

Houston
Georgia

2001 GAME RECAPS

#5 TEXAS 53, UH 26

RICE 21, UH 14

The Cougars opened the 2001 season against cross-town rival Rice in the annual battle for the Southwestern Bell Bayou Bucket and handed Houston a 21-14 loss on September 1. The first quarter was scoreless for both teams, despite a UH turnover—the one and only in the game for both teams—in their first possession when quarterback Kelly Robertson, in his first Division I start, threw an interception to Rice's Jason Hebert. The Owls had the ball on the 16-yard line with 11:22 remaining in the quarter and missed a 33-yard field goal attempt.

Rice broke the scoreless tie with a 13-yard touchdown pass from true freshman quarterback Greg Henderson to Gavin Boothe with just under five left before the half. UH had three possessions but failed to score, and as time ran out, Rice missed a 50-yard field goal attempt.

Rice took a 14-0 lead over UH when Rice's Clint Hatfield broke three Houston tackles on a run of 25 yards for Rice's second score. UH erased the shutout and scored their first TD of the night after a 61-yard drive down the field capped off by a 13-yard pass from Robertson to Grover Thompson in the third quarter.

Rice answered UH's score with a 54-yard scoring drive in which Robbie Beck punched it in from two yards out for seven points with 8:35 left in the game. UH put together a 71-yard drive to cut Rice's lead to just seven points with Robertson connecting with All-Conference receiver Brian Robinson from four yards out with 3:38 left.

Down by seven points with 2:23 left in the game, the Cougar defense stepped it up and halted yet another scoring drive by Rice as Hanik Milligan stuffed Rice's Jamie Tyler for a one-yard loss on a gutsy fourth-and-one attempt. Now 37 yards away from tying the game, Robertson threw three incomplete passes and was sacked to turn the ball over to Rice. In a desperation pass to receiver Jeremy McCardell on fourth down and 15 yards, Robertson overthrew.

Rice dominated the ground attack with 354 total yards rushing and 11 more minutes of possession time. Rice starting quarterback Kyle Herm had 18 carries of his own for 125 yards. For the Cougars, Robertson showed promise when he was 22-for-47 for 192 yards and two TDs, both the first of his collegiate career.

Game 1 "The Quinn" Houston, Texas September 1, 2001

	1	2	3	4	Final
Rice	0	7	7	7	21
Houston	0	0	7	7	14

RU - Gavin Boothe 13 pass from Greg Henderson (Brandon Sheen kick), 2Q-3:27
 RU - Clint Hatfield 25 run (Sheen kick), 3Q-4:03
 RU - Grover Thompson 13 pass from Kelly Robertson (Jeff Patterson kick), 3Q-1:06
 UH - Robbie Beck 1 run (Sheen kick), 4Q-8:35
 UH - Brian Robinson 4 pass from K. Robertson (Patterson kick), 4Q-3:38

TEAM STATISTICS

	Rice	Houston
First Downs	21 (17-2-2)	13 (11-2-0)
Rushes - Yards	69-354	21-7
Comp-Att-Int	6-12-0	22-47-1
Passing Yards	42	192
Punts-Average	4-35.8	8-39.9
Fumbles-Lost	2-0	1-0
Third Down Conv.	9-20	5-18
Penalties-Yards	5-33	4-40
TOP	35:30	24:30

INDIVIDUAL STATISTICS

Rushing
 RU: Herm 15-119, Hatfield 6-68, Beck 10-47, Tyler 9-45, S. White 9-35, Hawkins 10-30, Henderson 5-20, Gary 2-1; UH: Reynolds 14-29, Penn 1-2, K. Robertson 6-(2-24), Middleton 1-4.

Passing
 RU: Herm 4-8-0-16, Henderson 2-4-0-26; UH: K. Robertson 22-47-1-192.

Receiving
 RU: Boothe 2-26, Bradley 2-8, Gary 1-5, Hawkins 1-3; UH: B. Robinson 6-43, Iglesias 4-49, Thompson 3-21, Reynolds 2-31, Ross 2-12, Bell 2-12, Baldwin 1-15, Hopkins 1-5, Middleton 1-4.

For the first 28-and-a-half minutes the Cougars played like a team on a mission, grabbing a 14-10 on the fifth-ranked Texas Longhorns as the first half was winding down. That was before the Longhorns illustrated why they are indeed the nation's fifth-best team, scoring 10 unanswered points to wrest away the UH momentum. The Cougars would never regain the momentum again, holding their own against the powerful UT squad, but eventually falling in the end, 53-26, in front of 31,784 fans at John O'Quinn Field at Robertson Stadium.

In a game nationally televised by ESPN2, the Cougars took their only lead of the game with 1:19 left to play before intermission, as tight end Grover Thompson caught a three-yard pass from quarterback Kelly Robertson. Despite catching the ball off a tip, Thompson helped cap a 12-play, 47-yard drive which was set up by an interception by true freshman Stanford Rount.

Texas quickly moved the ball down the field to score with just eight seconds remaining, when Chris Simms found Tony Jeffery from 12 yards out. On the ensuing kickoff the squib kick was mishandled by the Cougar return team, and the Longhorns recovered at the UH 30-yard line. Longhorn kicker Dusty Mangum nailed a 47-yard field goal at the horn, and the Cougars' momentum was lost.

The Longhorns took command of the game by scoring the game's next 20 points, including two one-yard runs by UT running back Ivan Williams. Williams led all rushers with 103 yards on 19 carries.

The Cougars countered with its longest scoring pass in four years, when Brandon Middleton got behind the Longhorn secondary and hauled in a beautiful 80-yard bomb from Robertson. The point after cut the UT lead to 40-20.

UH missed an opportunity to shave some points off the lead after UT's Roy Williams coughed the ball up at the Cougar 20-yard line; however, three plays later Robertson gave the ball back to the Longhorns when he fumbled as he was sacked at his own 14-yard line. Four plays later Texas scored again, as Major Applewhite found tight end Bo Sciafe from just three yards out.

Both the Cougars and Longhorns tacked on late touchdowns to finish the evening's scoring.

Game 2 "The Quinn" Houston, Texas September 22, 2001

	1	2	3	4	Final
Texas	10	10	13	20	53
Houston	7	7	0	12	26

UT - Dusty Mangum 41 field goal, 1Q-9:52
 UT - B.J. Johnson 92 pass from Chris Simms (Mangum kick), 1Q-7:47
 UH - Jeffery Reynolds 38 pass from Kelly Robertson (Jeff Patterson kick), 1Q-6:06
 UH - Grover Thompson 3 pass from K. Robertson (Patterson kick), 2Q-1:19
 UT - Tony Jeffery 17 pass from Simms (Mangum kick), 2Q-0:08
 UT - Mangum 47 field goal, 2Q-0:00
 UT - Ivan Williams 1 run (pass failed), 3Q-8:50
 UT - Williams 1 run (Mangum kick), 3Q-1:59
 UT - Brock Edwards 1 pass from Simms, 4Q-14:55
 UH - Brandon Middleton 80 pass from K. Robertson (kick failed), 4Q-9:53
 UT - Bo Sciafe 3 pass from Major Applewhite (Mangum kick), 4Q-5:21
 UH - Reynolds 2 run (pass failed), 4Q-3:56
 UT - Cedric Benson 2 run (Mangum kick), 4Q-0:43

TEAM STATISTICS

	Texas	Houston
First Downs	27 (11-14-2)	17 (5-11-1)
Rushes - Yards	39-193	30-68
Comp-Att-Int	37-22-1	33-20-1
Passing Yards	341	364
Punts-Average	2-30.5	3-36.3
Fumbles-Lost	3-1	2-2
Third Down Conv.	9-13	4-12
Penalties-Yards	6-58	9-84
TOP	32:06	27:54

INDIVIDUAL STATISTICS

Rushing
 UT: Williams 19-103, Benson 14-74, Jeffery 1-17, Ike 1-2, Robin 1-0, Simms 3-(3-3); UH: Reynolds 15-56, Bell 2-13, Ross 1-6, C. Robertson 1-3, Penn 5-3, K. Robertson 6-(4-13).

Passing
 UT: Simms 20-35-1-311, Applewhite 2-2-0-30; UH: K. Robertson 20-33-1-364.

Receiving
 UT: Sciafe 5-59, Johnson 4-124, Williams 4-49, Shanahan 3-18, Robin 2-38, Jeffery 2-37, Thomas 1-15, Edwards 1-4; UH: Iglesias 6-100, Middleton 3-117, Reynolds 3-49, Robinson 2-43, Thompson 2-27, Penn 2-17, Ross 1-7, Bell 1-4.

TCU 34, UH 17

For the third consecutive game this season, mental mistakes by the Cougars proved to cost the final outcome as TCU handed Houston a 34-17 loss in the first Conference USA game of the 2001 season and the first ever C-USA match-up between the two schools in TCU's inaugural C-USA season.

And for the third time this season--fifth consecutive game overall--the opposition attacked first. TCU opened the scoring in their first drive when they drove the ball 72 yards and had a first-and-goal on the Cougars' one-yard line. After three consecutive defensive stops by the Cougars' Hanik Milligan, TCU QB Casey Printers rushed the final yard on fourth down and put the Horned Frogs up, 7-0, with 8:42 left in the half.

In Houston's next drive, TCU's Charlie Owens forced a fumble on running back Joffrey Reynolds on the Cougars' own 32 yard line. After gaining just three yards, Horned Frogs' kicker Nick Browne nailed a 46-yard field goal with 6:36 left in the first for TCU's 10-0 lead.

On the next drive, Houston answered and got on the board. Reynolds rushed an initial four yards to TCU's 24-yard line before breaking open for a 76-yard touchdown. The run was the longest of Reynolds' collegiate career and the longest rush for the Cougars since the 1999 season.

The Cougars' Hanik Milligan intercepted the ball on the Houston two-yard line to halt the Horned Frogs' initial drive to open the second half. Then, TCU's Charlie Owens forced the second fumble by Houston's Reynolds that was recovered by TCU's Joe Hill in the endzone for TCU's second TD. The Cougars' blocked the extra point attempt, and TCU went up 16-7 with 12:16 left. Houston missed their sixth-consecutive field goal attempt on their next drive before TCU's Corey Connally rushed for an 80-yard TD with 5:29 left to go up 23-7. Houston's Jeff Patterson nailed the first field goal of his career and the first for the Cougars this season with 2:32 left as Houston made it 23-10 at the close of the first half.

The Cougars' had the only score of the third quarter and pulled to within five points (23-17) when Chris Robertson rushed 20 yards with 1:48 left for the TD.

TCU answered the call to open the final quarter and went 80 yards down the field on 13 plays to go up 31-17 with 11:32 left in the game. A fumble by Houston's Grover Thompson on the Cougars' 26 set up TCU's final score to seal the game, a 19-yard field goal with 7:08 left.

Game 3 "The Quinn" Houston, Texas September 29, 2001

	1	2	3	4	Final
TCU	10	13	0	11	34
Houston	7	3	7	0	17

TCU - Casey Printers 1 run, 1Q-8:42
 TCU - Nick Browne 46 FG, 1Q-6:36
 UH - Jeffery Reynolds 76 run (Jeff Patterson kick), 1Q-5:37
 TCU - Joe Hill 0 fumble recovery (kick blocked), 2Q-12:16
 TCU - Corey Connally 80 run (Browne kick), 2Q-5:49
 UH - Patterson 30 FG, 2Q-3:32
 UH - Chris Robertson 20 pass from Kelly Robertson (Patterson kick), 3Q-1:48
 TCU - LaTarance Dunbar 2 run (Printers pass to B.J. Roberts), 4Q-11:32
 TCU - Browne 19 FG, 4Q-7:08

TEAM STATISTICS

	TCU	Houston
First Downs	19 (10-6-3)	15 (3-11-1)
Rushes - Yards	50-268	26-113
Comp-Att-Int	22-12-2	40-20-0
Passing Yards	89	272
Punts-Average	5-25.8	4-30.2
Fumbles-Lost	2-0	4-4
Third Down Conv.	7-17	2-13
Penalties-Yards	6-55	7-57
TOP	30:23	27:05

INDIVIDUAL STATISTICS

Rushing
 TCU: Connally 30-199, Printers 10-45, Madison 2-20, Dunbar 3-10, Hols 2-1, Team 3-(7-7); UH: Reynolds 15-93, Penn 4-12, C. Robertson 2-5, K. Robertson 3-3, Middleton 1-0, Ross 1-0.

Passing
 TCU: Printers 12-22-2-89; UH: K. Robertson 20-39-0-272, Team 0-1-0-0.

Receiving
 TCU: Williams 3-36, Huidnall 3-10, Madise 2-30, Dunbar 2-7, Connally 1-5, Hols 1-1; UH: Bell 5-59, Iglesias 4-36, Thompson 3-10, Middleton 2-79, Baldwin 2-34, C. Robertson 2-20, Reynolds 1-25, Ross 1-9.

ARMY 28, UH 14

The Cougars traveled to West Point, N.Y., for their first road game of the 2001 campaign looking for their first victory of the year against the Army Black Knights, who were amidst a seven-game losing streak. But for the fourth consecutive game this season, the opposition scored first and mental mistakes plagued the Cougars as Army handed Houston a 28-17 loss to drop Houston to 0-2 in Conference USA action.

Houston, who had the 19th-best rated offense in the country entering the contest, finished with more than 500 yards of total offense in the game but couldn't get the ball in the end zone to score after several long drives. QB Kelly Robertson finished the day 27-of-41 for 367 yards.

In the first half, Army scored first on a three-yard run by Josh Holden to go up, 7-0. Houston answered with seven points to tie following a drive of 99 yards when Grover Thompson caught an 11-yard pass from Robertson with 1:45 left in the first quarter.

The Cougars then went on to take a 14-7 lead with 11:11 left in the second quarter when Chris Robertson ran 26 yards into the end zone. With Army trailing 14-7 in the second quarter, Army QB Chad Jenkins evened the game with his own 16-yard run with 8:50 left.

The turning point in the game--and perhaps the most important mental mistake by the visiting squad--came near the end of the first half when the game was tied 14-14 and the Cougars looked to go ahead and take control of the game. They drove from their own three-yard line to the Army 4-yard line for great field position. A false start penalty pushed the ball back to the nine with 42 seconds left on the clock. On the next play, Houston QB Kelly Robertson threw an interception into the hands of Army's Jason Frazier, who returned the ball all the way to the Houston 11 to set up the go-ahead Army touchdown.

Three plays later, Army struck again as QB Chad Jenkins threw a five-yard pass to Clint Dodson to put Army up, 21-14, entering the second half.

Houston failed to score in the entire second half, once again failing to capitalize on great field position and push the ball into the end zone. On one of the Cougars' long drives to the Army 10-yard line, they turned the ball over on downs.

Positives for the Cougars included running back Jeffrey Reynolds, who finished the day with 101 yards. For Army, Holden ran for a career-high 151 yards and two touchdowns.

The game was the first played at Michie Stadium since the terrorist attacks on September 11. The win was only the second for Army in its last 19 games, and Houston has now lost eight straight games dating back to last season.

Game 4 Michie Stadium West Point, N.Y. October 6, 2001

	1	2	3	4	Final
Houston	7	7	0	0	14
Army	7	14	7	0	28

Army - Josh Holden 3 run (Derek Jacobs kick), 1Q-12:17
UH - Grover Thompson 10 pass from Kelly Robertson (Jeff Patterson kick), 1Q-1:45
UH - Chris Robertson 26 run (Patterson kick), 2Q-11:11
Army - Chad Jenkins 16 run (Jacobs kick), 2Q-8:50
Army - Clint Dodson 5 pass from Jenkins (Jacobs kick), 2Q-0:05
Army - Holden 5 run (Jacobs kick), 3Q-1:52

TEAM STATISTICS

	Houston	Army
First Downs	24 (7-16-1)	23 (14-7-2)
Rushes - Yards	25-141	46-259
Comp-Att-Int	41-27-2	28-15-0
Passing Yards	367	268
Punts-Average	2-29.0	3-43.7
Fumbles-Lost	0-0	1-0
Third Down Conv.	5-10	9-16
Penalties-Yards	13-102	4-37
TOP	28:42	31:18

INDIVIDUAL STATISTICS

Rushing
UH: Reynolds 20-101, C. Robertson 2-28, Ross 1-11, K. Robertson 2-1; Army: Holden 23-151, Kent 1-39, Jenkins 7-29, Young 10-25, Stancil 4-13, Daniels 1-2.
Passing
UH: K. Robertson 27-41-2-367; Army: Jenkins 15-27-0-168, Team 0-1-0-0.
Receiving
UH: Reynolds 7-70, Robinson 5-91, Middleton 3-62, Ross 3-50, Iglesias 2-24, Thompson 2-21, McCordell 2-15, Baldwin 1-23, Feathers 1-6, C. Robertson 1-5; Army: Dodson 7-69, Comeaux 3-55, Miller 3-22, Bruntton 1-11, Thompson 1-11.

2001 GAME RECAPS MEMPHIS 52, UH 33

The Cougars returned home to looking for their first win of the 2001 season and to snap their eight-game losing streak while hosting the Memphis Tigers. Defensive mistakes and penalties once again hindered the Cougars as they dropped their ninth straight and fell to 0-5 on the year with a 52-33 loss to Memphis.

The UH offense, which maintained as one of the nation's top-rated entering the game, finished with 461 total yards and did a good job of scoring in the red zone for the first time this season. Cougar QB Nick Eddy, who got the starting nod following the injury to Kelly Robertson, went 28-for-42 for 331 yards and two touchdowns in his first-ever start as a Cougar.

The only scoring in the first quarter came with 5:51 left when Memphis' Daunte Brown ran into the end zone from five yards out to put the Tigers up, 7-0. In the second quarter, the Houston defense halted a scoring drive by Memphis to the UH five-yard line before Ryan White nailed a 15-yard field goal to increase the Tigers' lead to 10-0.

Houston answered with seven points on a two-yard rushing TD by Eddy following a drive of nine plays and 59 yards with 8:41 left in the first quarter.

Memphis took back a 10-point lead on a 15-yard rushing TD from Brown with 6:36 left, and after an interception by Eddy, went up 24-7 following another rushing TD by Brown, this one from two yards out. With that TD, Brown, who finished the game with 26 carries for 149 yards, tied the Memphis record for most rushing touchdowns and points in a game.

At the close of the half, UH's Chris Robertson pulled the Cougars' to 24-14 on a one-yard rush with 59 seconds left.

The second half saw both teams go back-and-forth in the scoring brigade. On the first possession of the second half, UM QB Danny Wimprine completed a 19-yard pass to Bunkie Perkins with 11:36 left to increase their lead to 31-14 before UH countered with an Orlando Iglesias' four-yard pass from Eddy.

On their next drive, Wimprine connected with Antoine Harden on a 73-yard pass in the zone as Memphis once again increased their lead. UM then capitalized on the second interception of Eddy at the 46-yard line and four plays later, Memphis took a commanding lead, 45-21.

With 2:42 left in the third, UH's Reynolds, who closed out the night with 108 yards, broke free on a 28-yard TD run.

On Memphis' first possession of the fourth quarter, Brown rushed for his fourth TD of the night from 31 yards out with 14:18 left, as the Tigers went up, 52-27.

Houston got their final score with 3:46 left in the game when Eddy connected with Brian Robinson for 30 yards.

Game 5 "The Quinn" Houston, Texas October 13, 2001

	1	2	3	4	Final
Memphis	7	17	21	7	52
Houston	0	14	13	6	33

Memphis - Dante Brown 5 run (Ryan White kick), 1Q-5:51
Memphis - White 22 FG, 2Q-11:54
UH - Nick Eddy 2 run (Jeff Patterson kick), 2Q-8:41
Memphis - Brown 15 run (White kick), 2Q-6:36
Memphis - Brown 2 run (White kick), 2Q-5:24
UH - Chris Robertson 1 run (Patterson kick), 2Q-0:59
Memphis - Bunkie Perkins 19 pass from Danny Wimprine (White kick), 3Q-11:36
UH - Orlando Iglesias 4 pass from Eddy (Patterson kick), 3Q-8:40
Memphis - Antoine Harden 73 pass from Wimprine (White kick), 3Q-7:44
Memphis - Wimprine 1 run (White kick), 3Q-4:29
UH - Jeffrey Reynolds 28 run (pass failed), 3Q-2:42
Memphis - Brown 31 run (White kick), 4Q-14:18
UH - Brian Robinson 30 pass from Eddy (pass failed), 4Q-3:46

TEAM STATISTICS

	Memphis	Houston
First Downs	23 (13-8-2)	22 (7-14-1)
Rushes - Yards	51-252	28-130
Comp-Att-Int	22-14-0	42-28-2
Passing Yards	216	331
Punts-Average	3-44.0	6-41.3
Fumbles-Lost	1-1	1-0
Third Down Conv.	7-14	5-12
Penalties-Yards	6-38	10-79
TOP	29:55	30:05

INDIVIDUAL STATISTICS

Rushing
UH: Brown 26-148, Wimprine 15-85, Meadows 6-13, Johnson 1-8, Anglin 1-2, Team 2-4; UH: Reynolds 14-108, C. Robertson 10-29, Ross 2-4-21, Eddy 2-5.
Passing
UH: Wimprine 14-21-0-216, Anglin 1-0-0; UH: Eddy 28-42-2-331.
Receiving
UH: Perkins 4-92, Harden 3-85, White 3-9, Johnson 2-18, Cameron 1-9, Brown 1-3; UH: Iglesias 8-101, Reynolds 5-90, Ross 4-28, Middleton 2-73, Robinson 2-33, Baldwin 2-25, C. Robertson 2-0, Thompson 1-11, K. Brown 1-5, Schimer 1-5.

CINCINNATI 29, UH 28

The Cougars, looking for their first win of the season and to halt their current losing streak, were on home turf at Robertson Stadium against C-USA rival Cincinnati and for the second straight game, put up a good offensive show and were successful scoring in the red zone. Shaky defensive and penalties, however, once again hindered the Cougars as they dropped their tenth straight and fell to 0-6 on the year with a heartbreaking 29-28 loss to Cincinnati.

For the sixth straight time in as many games this year, the opponent struck first and put up a 10-point lead. Cincinnati kicker Jonathan Ruffin nailed a 22-yard field goal with 15 seconds left in the first quarter and with 6:57 left in the second quarter, Bearcat QB Gino Guidugli connected with Ray Jackson for a one-yard touchdown pass.

The Houston offense, which was still heralded as one of the nation's top-rated entering the game, answered the call on their next possession and came back quickly. First, Houston WR Orlando Iglesias caught a 15-yard pass from QB Nick Eddy in the end zone with 2:20 remaining in the first half to move the Cougars to within three. The catch for Iglesias extended his streak of games with at least one catch to 38 straight.

With the clock winding down, Houston halted Cincinnati's last drive of the half and for the first time in nine games, took a 14-10 lead into half time when Jason Parker intercepted a pass from Guidugli on the Houston 35 and ran back for the touchdown with 29 seconds remaining.

The Cougars took the opening drive of the third quarter back 81 yards and RB Chris Robertson went the final 32 yards on six straight carries to give Houston a 21-10 lead--their largest of the season--with 10:43 left in the third. With both the Houston and Cincinnati offenses going back and forth in scoring, the Houston defense once again failed to stop the opposition as Cincinnati scored on their next three possessions to get back into the game and ultimately take the win.

Demarco McCleskey pulled the Bearcats to within seven when he rushed for a four-yard TD with 6:09 left. Houston's Eddy then came back with a 16-yard pass to Iglesias in the end zone on the Cougars' next possession to increase their lead to 28-17 with 14:54 left in the fourth quarter.

Cincinnati then came back with touchdowns on their next two drives. Guidugli first connected with Tim Walker on 22 yards out with 11:35 left to play, but the Bearcats fell short of a two-point conversion. After Houston was forced to punt on their next drive, Guidugli completed a 39-yard pass to start their go-ahead drive, and McCleskey carried the final four plays for 27 yards, including the 5-yard rushing touchdown which gave the Bearcats a 29-28 lead with 7:59 left in the game.

Houston QB Nick Eddy and finished the night going 15-of-23 for 184 total yards, and RB Jeffrey Reynolds rushed 27 times for over 116 yards, the third consecutive game of posting over 100 yards.

Game 6 "The Quinn" Houston, Texas October 20, 2001

	1	2	3	4	Final
Cincinnati	3	7	7	12	29
Houston	0	14	7	7	28

UH - Jonathan Ruffin 22 FG, 1Q-0:15
UH - Ray Jackson 1 run (Ruffin kick), 2Q-6:57
UH - Orlando Iglesias 15 pass from Nick Eddy (Jeff Patterson kick), 2Q-2:20
UH - Jason Parker 35 interception return (Patterson kick), 2Q-0:29
UH - Chris Robertson 1 run (Patterson kick), 3Q-10:43
UH - Demarco McCleskey 4 run (Ruffin kick), 3Q-6:09
UH - Iglesias 16 pass from Eddy (Patterson kick), 4Q-14:54
UH - Tim Walker 22 pass from Gino Guidugli (pass failed), 4Q-11:35
UH - McCleskey 5 run (pass failed), 4Q-7:59

TEAM STATISTICS

	Cincinnati	Houston
First Downs	26 (7-13-6)	24 (11-9-4)
Rushes - Yards	36-142	47-157
Comp-Att-Int	20-28-1	16-24-0
Passing Yards	340	186
Punts-Average	1-36.0	3-42.3
Fumbles-Lost	1-1	0-0
Third Down Conv.	6-11	10-16
Penalties-Yards	10-87	8-95
TOP	28:14	31:46

INDIVIDUAL STATISTICS

Rushing
UH: McCleskey 15-100, Jackson 17-57, Team 1-(-1), Guidugli 3-(-14); UH: Reynolds 27-116, C. Robertson 11-52, Eddy 7-(-2), Ross 2-(-9).
Passing
UH: Guidugli 19-27-1-317, Wize 1-1-0-23; UH: Eddy 15-23-0-184, Wyatt 1-1-0-2.
Receiving
UH: Keith 6-102, Vann 5-65, Jackson 3-84, Walker 3-54, Murray 1-23, Olinger 1-6, McCleskey 1-6; UH: Iglesias 6-76, Thompson 2-12, Tyson 1-29, C. Robertson 1-20, K. Brown 1-13, B. Robinson 1-10, Ross 1-10, Reynolds 1-8, McCordell 1-6, K. Hill 1-2.

2001 GAME RECAPS

SOUTHERN MISS 58, UH 14

The Cougars traveled to Hattiesburg, Mississippi, for their second road game of the season looking to halt their current losing streak against C-USA opponent Southern Miss. Once again, shaky defensive combined with a season-high six turnovers plagued the Cougars as they fell to 0-7 (0-5 in C-USA) on the year with a 58-14 loss to the Golden Eagles.

USM QB Jeff Kelly lead the Southern Miss offense, which had entered the game as one of the lowest-ranked in Division I football, by throwing for a career-high five touchdowns and the Golden Eagles scored on their first four possessions to carry a 24-0 lead into half-time. UH, meanwhile, tied a school-record with their eleventh straight loss dating back to the 2000 season.

For the seventh straight time in as many games this year, the opponent struck first and opened up with a 14-0 lead within the first eight minutes of the game. Kelly connected with Marvin Young on a seven-yard pass for USM's first score with 11:47 left to play in the first quarter, and on their next possession, Kelly ran in from seven yards out for the second TD with the clock at 7:47.

Brant Hanna opened the second quarter with a 33-yard field goal with 14:17 left to put USM up 17-0. Five plays into Houston's next drive, USM's Rod Davis intercepted a pass from Cougar QB Nick Eddy on the Houston 49-yard line and returned the ball 18 yards to the Houston 31. Four plays later, Kelly connected with LeRoy Handy from seven yards out for a score.

The Golden Eagles opened the second half with yet another touchdown on their first possession and increased their lead to 31-0. They trotted fifty yards down the field on eight plays, and just one yard from the goal line, Kelly completed a play action pass to Orlando Dantzer with 10:12 left in the third.

Houston then began a sixty-yard drive and got to the USM 36 but failed to score. QB Nick Eddy, who had a season-high four picks in the game, threw a deep pass which was intercepted by USM's Leroy Johnson at the five-yard line.

The Cougars scored their two touchdowns in the fourth quarter. Eddy first connected with Brian Robinson on a 20-yard pass in the end zone with 10:55 to play, and after USM increased their lead to 52-6 on a 53-yard TD pass to Dawayne Woods, an on-side kick recovery at the one and a Houston fumble at the 14, Cougars' RB Jeffrey Reynolds rushed for a two-yard TD with 4:06 left to play in the game.

Reynolds, who had rushed for over 100 yards in Houston's three previous games, was held to 75 on 18 carries by the Golden Eagles. Southern Miss ran for 256 yards, led by Walley's career-high 132 on 14 carries, more than four times its season average. The loss was the Cougars' fourth-straight against Southern Miss. Eddy closed out the day going 26-for-56 for 254 yards.

Game 7
M.M. Roberts Stadium
Hattiesburg, Miss.
October 27, 2001

	1	2	3	4	Final
Houston	0	0	0	14	14
Southern Miss	14	10	7	27	58

USM - Marvin Young 7 pass from Jeff Kelly (Brant Hanna kick), 1Q-11:47
 USM - Kelly 7 run (Hanna kick), 1Q-7:47
 USM - Hanna 33 FG, 2Q-14:17
 USM - LeRoy Handy 7 pass from Kelly (Hanna kick), 2Q-10:47
 USM - Orlando Dantzer 1 pass from Kelly (Hanna kick), 3Q-10:12
 UH - Brian Robinson 20 pass from Nick Eddy (pass failed), 4Q-10:55
 USM - Dawayne Woods 53 pass from Kelly (Hanna kick), 4Q-9:08
 USM - James Walley 1 run (Curtis Jones kick), 4Q-8:52
 USM - Dantzer 10 pass from Micky D'Angelo (Jones kick), 4Q-7:15
 UH - Jeffrey Reynolds 2 run (Reynolds rush), 4Q-4:06
 USM - Walley 1 run (rush failed), 4Q-1:18

TEAM STATISTICS

	Houston	Southern Miss
First Downs	24 (9-14-1)	24 (9-15-0)
Rushes - Yards	29-102	35-158
Comp-Att-Int	26-56-4	22-35-1
Passing Yards	254	311
Punts-Average	5-28.2	2-59.5
Fumbles-Lost	4-2	3-2
Third Down Conv.	9-17	8-14
Penalties-Yards	2-9	9-74
TOP	32:53	27:07

INDIVIDUAL STATISTICS

Rushing
 UH: Reynolds 18-75, C. Robertson 9-21, Eddy 2-6; USM: Woods 13-72, Kelly 7-53, Walley 14-34, Team 1-(1-1).
Passing
 UH: Eddy 26-56 4-254; USM: Kelly 20-32 1-276, D'Angelo 2-3-0-35.
Receiving
 UH: Iglesias 9-142, Reynolds 5-24, Alvin Lee 3-21, K. Brown 3-10, B. Robinson 2-14, Tyson 1-25, Schirmer 1-11, Middleton 1-5, Baldwin 1-2; USM: Handy 7-76, Johnson 5-43, Young 3-38, Woods 2-73, Dantzer 2-11, Garner 1-31, Bennett 1-30, Harrison 1-9.

HOU Game Results (as of Oct 27, 2001)

All games

Date	Opponent	Score		Overall Record	Conference Record	Time	Attendance
----	-----	-----		-----	-----	----	-----
Sep 01, 2001	RICE	14-21	L	0- 1- 0	0- 0- 0	3:13	10985
Sep 22, 2001	TEXAS	26-53	L	0- 2- 0	0- 0- 0	3:35	10784
**Sep 29, 2001	TCU	17-34	L	0- 3- 0	0- 1- 0	3:17	10708
* Oct 06, 2001	at ARMY BLACK KNIGHTS	14-28	L	0- 4- 0	0- 2- 0	3:11	10645
* Oct 13, 2001	MEMPHIS TIGERS	33-52	L	0- 5- 0	0- 3- 0	3:14	10513
* Oct 20, 2001	CINCINNATI BEARCATS	28-29	L	0- 6- 0	0- 4- 0	3:00	10497
* 10/27/01	at SOUTHERN MISS	14-58	L	0- 7- 0	0- 5- 0	3:06	10362

* indicates conference game

HOU Overall Team Statistics (as of Oct 27, 2001)

All games

TEAM STATISTICS	HOU	OPP
SCORING.....	146	275
Points Per Game.....	20.9	39.3
FIRST DOWNS.....	139	163
Rushing.....	43	81
Passing.....	87	65
Penalty.....	9	17
RUSHING YARDAGE.....	718	1626
Yards gained rushing.....	874	1751
Yards lost rushing.....	156	125
Rushing Attempts.....	206	326
Average Per Rush.....	3.5	5.0
Average Per Game.....	102.6	232.3
TDs Rushing.....	8	22
PASSING YARDAGE.....	1966	1507
Att-Comp-Int.....	283-159-10	184-111-5
Average Per Pass.....	6.9	8.2
Average Per Catch.....	12.4	13.6
Average Per Game.....	280.9	215.3
TDs Passing.....	12	14
TOTAL OFFENSE.....	2684	3133
Total Plays.....	489	510
Average Per Play.....	5.5	6.1
Average Per Game.....	383.4	447.6
KICK RETURNS: #-YARDS.....	34-550	14-314
PUNT RETURNS: #-YARDS.....	7-29	14-126
INT RETURNS: #-YARDS.....	5-83	10-151
KICK RETURN AVERAGE.....	16.2	22.4
PUNT RETURN AVERAGE.....	4.1	9.0
INT RETURN AVERAGE.....	16.6	15.1
FUMBLES-LOST.....	12-8	13-5
PENALTIES-YARDS.....	53-466	46-382
Average Per Game.....	66.6	54.6
PUNTS-YARDS.....	31-1123	20-751
Average Per Punt.....	36.2	37.5
Net punt average.....	32.2	36.1
TIME OF POSSESSION/GAME.....	28:59	31:01
3RD-DOWN CONVERSIONS.....	40/98	55/105
3rd-Down Pct.....	41%	52%
4TH-DOWN CONVERSIONS.....	7/19	7/9
4th-Down Pct.....	37%	78%
SACKS BY-YARDS.....	7-39	17-90
MISC YARDS.....	0	0
TOUCHDOWNS SCORED.....	21	37
FIELD GOALS-ATTEMPTS.....	1-3	7-14
PAT-ATTEMPTS.....	15-16	30-32
ATTENDANCE.....	105097	59007
Games/Avg Per Game.....	5/21019	2/29504

SCORE BY QUARTERS	1st	2nd	3rd	4th	Total
HOU.....	21	45	34	46	146
Opponents.....	51	78	62	84	275

1. The first part of the document discusses the importance of maintaining accurate records of all transactions and activities. It emphasizes that proper record-keeping is essential for the effective management of any organization and for ensuring compliance with applicable laws and regulations.

2. The second part of the document provides a detailed overview of the various types of records that should be maintained, including financial records, personnel records, and operational records. It also discusses the different methods and systems that can be used to collect, store, and retrieve these records efficiently.

3. The third part of the document focuses on the importance of data security and privacy. It outlines the various risks associated with data breaches and provides practical advice on how to protect sensitive information from unauthorized access and disclosure.

4. The fourth part of the document discusses the importance of regular audits and reviews of the record-keeping system. It explains how these audits can help identify areas for improvement and ensure that the system remains up-to-date and effective.

5. The fifth part of the document provides a summary of the key points discussed and offers some final thoughts on the importance of record-keeping in the modern business environment.

HOU Overall Individual Statistics (as of Oct 27, 2001)
All games

RUSHING	GP	Att	Gain	Loss	Net	Avg	TD	Long	Avg/G
REYNOLDS, J.	7	123	626	48	578	4.7	4	76	82.6
ROBERTSON, C.	7	35	140	2	138	3.9	3	26	19.7
PENN, L.	4	10	20	3	17	1.7	0	6	4.2
BELL, K.	3	2	15	2	13	6.5	0	15	4.3
ROSS, E.	6	6	17	10	7	1.2	0	11	1.2
MIDDLETON, B.	6	1	0	0	0	0.0	0	0	0.0
EDDY, N.	3	12	27	29	-2	-0.2	1	17	-0.7
ROBERTSON, K.	4	17	29	62	-33	-1.9	0	15	-8.2
Total.....	7	206	874	156	718	3.5	8	76	102.6
Opponents.....	7	326	1751	125	1626	5.0	22	80	232.3

PASSING	GP	Effic	Att-Cmp-Int	Pct	Yds	TD	Lng	Avg/G
ROBERTSON, K.	4	127.80	160-89-4	55.6	1195	7	80	298.8
EDDY, N.	3	114.13	121-69-6	57.0	769	5	41	256.3
TEAM	2	0.00	1-0-0	0.0	0	0	0	0.0
WYATT, J.J.	6	116.80	1-1-0	100.0	2	0	2	0.3
Total.....	7	121.46	283-159-10	56.2	1966	12	80	280.9
Opponents.....	7	148.80	184-111-5	60.3	1507	14	92	215.3

RECEIVING	GP	No.	Yds	Avg	TD	Long	Avg/G
IGLESIAS, O.	7	39	528	13.5	3	38	75.4
REYNOLDS, J.	7	24	257	10.7	1	38	36.7
ROBINSON, B.	7	18	234	13.0	3	42	33.4
THOMPSON, G.	6	13	102	7.8	3	24	17.0
MIDDLETON, B.	6	12	340	28.3	1	80	56.7
ROSS, E.	6	12	116	9.7	0	31	19.3
BELL, K.	3	8	75	9.4	0	34	25.0
BALDWIN, T.	7	7	99	14.1	0	23	14.1
ROBERTSON, C.	7	6	45	7.5	1	20	6.4
BROWN, K.	5	5	28	5.6	0	13	5.6
MCCARDELL, J.	7	3	21	7.0	0	8	3.0
LEE, Al.	7	3	21	7.0	0	9	3.0
TYSON, J.	2	2	54	27.0	0	29	27.0
PENN, L.	4	2	17	8.5	0	9	4.2
SCHIRMER, M.	7	2	16	8.0	0	11	2.3
FEATHERS, T.	7	1	6	6.0	0	6	0.9
HOPKINS, M.	1	1	5	5.0	0	5	5.0
HILL, K.	7	1	2	2.0	0	2	0.3
Total.....	7	159	1966	12.4	12	80	280.9
Opponents.....	7	111	1507	13.6	14	92	215.3

PUNT RETURNS	No.	Yds	Avg	TD	Long
ROSS, E.	3	3	1.0	0	7
BELL, K.	2	12	6.0	0	11
ROUTT, S.	1	0	0.0	0	0
Daniels,G.	1	14	14.0	0	14
Total.....	7	29	4.1	0	14
Opponents.....	14	126	9.0	0	27

INTERCEPTIONS	No.	Yds	Avg	TD	Long
JACKSON, Q.	1	8	8.0	0	8
GISSENDANNER, A	1	5	5.0	0	5
MILLIGAN, Han.	1	15	15.0	0	15
PARKER, J.	1	35	35.0	1	35
ROUTT, S.	1	15	15.0	0	15
Total.....	5	83	16.6	1	35
Opponents.....	10	151	15.1	0	84

KICK RETURNS	No.	Yds	Avg	TD	Long
TILLMAN, B.	9	123	13.7	0	24
MIDDLETON, B.	8	178	22.2	0	29
PENN, L.	7	97	13.9	0	27
TYSON, J.	6	80	13.3	0	22
REYNOLDS, J.	2	50	25.0	0	27
SCHIRMER, M.	1	18	18.0	0	18
Daniels,G.	1	4	4.0	0	5
Total.....	34	550	16.2	0	29
Opponents.....	14	314	22.4	0	46

FUMBLE RETURNS	No.	Yds	Avg	TD	Long
Total.....	0	0	0.0	0	0
Opponents.....	0	0	0.0	1	0

HOU Overall Individual Statistics (as of Oct 27, 2001)
All games

|----- PATs -----|

SCORING	TD	FGs	Kick	Rush	Rev	Pass	DXP	Saf	Points
REYNOLDS, J.	5	0-0	0-0	1-1	0	0-0	0	0	32
ROBERTSON, C.	4	0-0	0-0	0-0	0	0-0	0	0	24
ROBINSON, B.	3	0-0	0-0	0-0	0	0-0	0	0	18
PATTERSON, J.	0	1-3	15-16	0-0	0	0-0	0	0	18
IGLESIAS, O.	3	0-0	0-0	0-0	0	0-0	0	0	18
THOMPSON, G.	3	0-0	0-0	0-0	0	0-0	0	0	18
EDDY, H.	1	0-0	0-0	0-0	0	0-3	0	0	6
PARKER, J.	1	0-0	0-0	0-0	0	0-0	0	0	6
MIDDLETON, B.	1	0-0	0-0	0-0	0	0-0	0	0	6
LEE, Ad.	0	0-0	0-0	0-0	0	0-0	0	0	0
ROBERTSON, K.	0	0-0	0-0	0-0	0	0-1	0	0	0
Total.....	21	1-3	15-16	1-1	0	0-4	0	0	146
Opponents.....	37	7-14	30-32	0-2	1	1-3	0	0	275

TOTAL OFFENSE	G	Plays	Rush	Pass	Total	Avg/G
ROBERTSON, K.	4	177	-33	1195	1162	290.5
EDDY, H.	3	133	-2	769	767	255.7
REYNOLDS, J.	7	123	578	0	578	82.6
ROBERTSON, C.	7	35	138	0	138	19.7
FENN, L.	4	10	17	0	17	4.2
BELL, K.	3	2	13	0	13	4.3
ROSS, E.	6	6	7	0	7	1.2
WYATT, J.J.	6	1	0	2	2	0.3
Total.....	7	489	718	1966	2684	383.4
Opponents.....	7	510	1626	1507	3133	447.6

FIELD GOALS	FGM-FGA	Pct	01-19	20-29	30-39	40-49	50-99	Lg	Blk
PATTERSON, J.	1-3	33.3	0-0	0-1	1-2	0-0	0-0	30	1

PUNTING	No.	Yds	Avg	Long	TB	FC	I20	Blkd
McCLARY, J.	31	1123	36.2	51	2	6	6	0
Total.....	31	1123	36.2	51	2	6	6	0
Opponents.....	20	751	37.5	63	3	2	8	1

FG SEQUENCE	HOU	OPPONENTS
RICE	-	33,50,32
Texas	37	(41), (47), 36
TCU	21, (30)	(46), 39, (19)
ARMY BLACK KNIGHTS	-	27,38
MEMPHIS TIGERS	-	(22)
CINCINNATI BEARCATS	-	(22)
SOUTHERN MISS	-	(33)

Numbers in (parentheses) indicate field goal was made.

HOU Overall Individual Statistics (as of Oct 27, 2001)
All games

ALL PURPOSE	G	Rush	Rec	PR	KOR	IR	Tot	Avg/G
REYNOLDS, J.	7	578	257	0	50	0	885	126.4
IGLESIAS, O.	7	0	528	0	0	0	528	75.4
MIDDLETON, B.	6	0	340	0	178	0	518	86.3
ROBINSON, B.	7	0	234	0	0	0	234	33.4
ROBERTSON, C.	7	138	45	0	0	0	183	26.1
TYSON, J.	2	0	54	0	80	0	134	67.0
PENN, L.	4	17	17	0	97	0	131	32.8
ROSS, E.	6	7	116	3	0	0	126	21.0
TILLMAN, B.	6	0	0	0	123	0	123	20.5
THOMPSON, G.	6	0	102	0	0	0	102	17.0
BELL, K.	3	13	75	12	0	0	100	33.3
BALDWIN, T.	7	0	99	0	0	0	99	14.1
PARKER, J.	6	0	0	0	0	35	35	5.8
SCHIRMER, M.	7	0	16	0	18	0	34	4.9
BROWN, K.	5	0	28	0	0	0	28	5.6
McCARDLELL, J.	7	0	21	0	0	0	21	3.0
LEE, Al.	7	0	21	0	0	0	21	3.0
Daniels, G.	1	0	0	14	4	0	18	18.0
MILLIGAN, Han.	7	0	0	0	0	15	15	2.1
ROUTT, S.	7	0	0	0	0	15	15	2.1
JACKSON, Q.	7	0	0	0	0	8	8	1.1
FEATHERS, T.	7	0	6	0	0	0	6	0.9
HOPKINS, M.	1	0	5	0	0	0	5	5.0
MILLIGAN, Ham.	7	0	0	0	0	5	5	0.7
GISSERDANNER, A	7	0	0	0	0	5	5	0.7
HILL, K.	7	0	2	0	0	0	2	0.3
EDDY, N.	3	-2	0	0	0	0	-2	-0.7
ROBERTSON, K.	4	-33	0	0	0	0	-33	-8.2
Total.....	7	718	1966	29	550	83	3346	478.0
Opponents.....	7	1626	1507	126	314	151	3724	532.0

1. Introduction

2. Methodology

3. Results

4. Discussion

5. Conclusion

•

University of Houston
HOUSTON COUGARS Overall Defensive Statistics (as of Oct 29, 2001)
 All games

DEFENSIVE LEADERS	GP	-----Tackles-----			TFL/Yds	-Sacks-	---Pass Def---			-Fumbles-	Blkd	
		Solo	Ast	Total			No-Yds	Int-Yds	BrUp		QBH	Rev-Yds
EA MILLIGAN, Han.	7	72	48	120	3-6	.	1-15	2	.	1-0	2	.
41 GISSENDANNER, A	7	36	29	65	6-17	1-10	1-5	2	3	.	1	.
29 WOODARD, J.	7	37	24	61	6-12	1-4	.	1	3	.	2	.
53 DAVIS, J.	7	25	18	43	1-0
44 MILLIGAN, Ham.	7	17	25	42	2-3	.	0-5
92 LEE, Ad.	7	24	11	35	4-9	2-6	.	.	1	1-0	1	.
75 INGERSOLL, L.	7	17	12	29	1-6	1-6	.	1	2	.	.	.
22 MALONE, V.	7	14	9	23	1-1	.	.	5
24 PARKER, J.	6	10	12	22	1-7	1-7	1-35	2	.	.	1	.
26 MEDLOCK, R.	5	11	10	21	1	1-0	.	.
7 ROBINSON, H.	7	10	7	17	.	.	.	3	.	.	1	.
91 HILL, B.	7	11	6	17	1-0	1-4	.	1
3A ROUTH, S.	7	12	5	17	.	.	1-15	4
98 WILLIAMS, R.	7	13	3	16	4-6	1-4	.	1
96 TREMBLAY, R.	7	11	4	15	1	.	1	.
10 BRAXTON, R.	7	4	9	13	1-1	.	.	2	1-1	.	.	.
45 BROWN, B.	5	7	4	11	1-1	.	.	.	1	.	.	1
62 MAYO, D.	6	9	1	10	2	.	.	.
30 deGROOT, C.	7	6	3	9
17 HOLTE, G.	7	6	3	9
58 JACKSON, Q.	7	6	2	8	.	.	1-8	.	.	1-0	.	.
89 MIDYETT, D.	7	4	3	7	1-7	.	.	.	1	.	.	.
23 SOWELLS, J.	7	5	2	7	2-0	.	.
46 ERVIN, W.	7	2	3	5	1-0	.	.	.	1	.	.	.
28 DAVIS, c.	7	1	3	4
19 McCARDELL, J.	7	2	1	3
36 HUEBNER, M.	6	1	2	3
34 HILL, K.	7	1	1	2
38 TILLMAN, B.	6	.	2	2
20 LEE, Al.	7	.	2	2
57 WATSON, D.	7	2	.	2
84 THOMPSON, G.	6	1	.	1
47 BELL, D.	7	1	.	1
57 PHILLIPS, L.	7	1	.	1
94 DAVIS, B.	7	1	.	1
2 BALDWIN, T.	7	.	1	1
16 EDDY, N.	3	.	1	1
13 ROBINSON, B.	7	.	1	1
Total.....	7	380	267	647	34-76	7-39	5-83	24	16	6-0	9	2
Opponents.....	7	224	310	534	65-159	17-90	10-151	49	.	8-0	9	1

HOU Game Superlatives (as of Oct 27, 2001)

All games

INDIVIDUAL GAME HIGHS

Rushes.....	27	REYNOLDS, J. vs CINCINNATI BEARCATS (Oct 20, 2001)
Yards Rushing.....	116	REYNOLDS, J. vs CINCINNATI BEARCATS (Oct 20, 2001)
TD Rushes.....	1	REYNOLDS, J. vs Texas (Sep 22, 2001)
		REYNOLDS, J. vs TCU (Sep 29, 2001)
		ROBERTSON, C. at ARMY BLACK KNIGHTS (Oct 06, 2001)
		REYNOLDS, J. vs MEMPHIS TIGERS (Oct 13, 2001)
		EDDY, N. vs MEMPHIS TIGERS (Oct 13, 2001)
		ROBERTSON, C. vs MEMPHIS TIGERS (Oct 13, 2001)
		ROBERTSON, C. vs CINCINNATI BEARCATS (Oct 20, 2001)
		REYNOLDS, J. at SOUTHERN MISS (10/27/01)
Long Rush.....	76	REYNOLDS, J. vs TCU (Sep 29, 2001)
Pass attempts.....	56	EDDY, N. at SOUTHERN MISS (10/27/01)
Pass completions....	28	EDDY, N. vs MEMPHIS TIGERS (Oct 13, 2001)
Yards Passing.....	367	ROBERTSON, K. at ARMY BLACK KNIGHTS (Oct 06, 2001)
TD Passes.....	3	ROBERTSON, K. vs Texas (Sep 22, 2001)
Long Pass.....	80	ROBERTSON, K. vs Texas (Sep 22, 2001)
Receptions.....	9	IGLESIAS, O. at SOUTHERN MISS (10/27/01)
Yards Receiving.....	142	IGLESIAS, O. at SOUTHERN MISS (10/27/01)
TD Receptions.....	2	IGLESIAS, O. vs CINCINNATI BEARCATS (Oct 20, 2001)
Long Reception.....	80	MIDDLETON, B. vs Texas (Sep 22, 2001)
Field Goals.....	1	PATTERSON, J. vs TCU (Sep 29, 2001)
Long Field Goal....	30	PATTERSON, J. vs TCU (Sep 29, 2001)
Punts.....	8	McCLARY, J. vs RICE (Sep 01, 2001)
Punting Avg.....	42.3	McCLARY, J. vs CINCINNATI BEARCATS (Oct 20, 2001)
Long Punt.....	51	McCLARY, J. vs MEMPHIS TIGERS (Oct 13, 2001)
Long Punt Return....	14	Daniels, G. at SOUTHERN MISS (10/27/01)
Long Kickoff Return.	29	MIDDLETON, B. vs TCU (Sep 29, 2001)
Tackles.....	18.5	MILLIGAN, Han. vs TCU (Sep 29, 2001)
Sacks.....	1.0	LEE, Ad. vs RICE (Sep 01, 2001)
		PARKER, J. vs Texas (Sep 22, 2001)
		HILL, B. vs Texas (Sep 22, 2001)
		LEE, Ad. vs Texas (Sep 22, 2001)
		WOODARD, J. vs CINCINNATI BEARCATS (Oct 20, 2001)
		INGERSOLL, L. vs CINCINNATI BEARCATS (Oct 20, 2001)
		WILLIAMS, R. vs CINCINNATI BEARCATS (Oct 20, 2001)
		GISSENDANNER, A at SOUTHERN MISS (10/27/01)
Tackles For Loss....	22.0	MILLIGAN, Han. vs TCU (Sep 29, 2001)
Interceptions.....	1	ROUTT, S. vs Texas (Sep 22, 2001)
		MILLIGAN, Han. vs TCU (Sep 29, 2001)
		GISSENDANNER, A vs TCU (Sep 29, 2001)
		PARKER, J. vs CINCINNATI BEARCATS (Oct 20, 2001)
		JACKSON, Q. at SOUTHERN MISS (10/27/01)

PHILOSOPHY 300

1. The first part of the course will deal with the foundations of philosophy, including the history of philosophy and the development of the philosophical tradition. We will begin with the ancient Greeks, and then move on to the medieval and modern periods. The second part of the course will deal with the philosophy of language, including the philosophy of language and the philosophy of mind. We will begin with the philosophy of language, and then move on to the philosophy of mind. The third part of the course will deal with the philosophy of action, including the philosophy of action and the philosophy of law. We will begin with the philosophy of action, and then move on to the philosophy of law. The fourth part of the course will deal with the philosophy of ethics, including the philosophy of ethics and the philosophy of politics. We will begin with the philosophy of ethics, and then move on to the philosophy of politics. The fifth part of the course will deal with the philosophy of aesthetics, including the philosophy of aesthetics and the philosophy of art. We will begin with the philosophy of aesthetics, and then move on to the philosophy of art. The sixth part of the course will deal with the philosophy of religion, including the philosophy of religion and the philosophy of theology. We will begin with the philosophy of religion, and then move on to the philosophy of theology. The seventh part of the course will deal with the philosophy of science, including the philosophy of science and the philosophy of technology. We will begin with the philosophy of science, and then move on to the philosophy of technology. The eighth part of the course will deal with the philosophy of social and political theory, including the philosophy of social and political theory and the philosophy of economics. We will begin with the philosophy of social and political theory, and then move on to the philosophy of economics. The ninth part of the course will deal with the philosophy of education, including the philosophy of education and the philosophy of pedagogy. We will begin with the philosophy of education, and then move on to the philosophy of pedagogy. The tenth part of the course will deal with the philosophy of health and medicine, including the philosophy of health and medicine and the philosophy of bioethics. We will begin with the philosophy of health and medicine, and then move on to the philosophy of bioethics. The eleventh part of the course will deal with the philosophy of environmental ethics, including the philosophy of environmental ethics and the philosophy of environmental policy. We will begin with the philosophy of environmental ethics, and then move on to the philosophy of environmental policy. The twelfth part of the course will deal with the philosophy of global justice, including the philosophy of global justice and the philosophy of international law. We will begin with the philosophy of global justice, and then move on to the philosophy of international law. The thirteenth part of the course will deal with the philosophy of human rights, including the philosophy of human rights and the philosophy of human rights law. We will begin with the philosophy of human rights, and then move on to the philosophy of human rights law. The fourteenth part of the course will deal with the philosophy of human dignity, including the philosophy of human dignity and the philosophy of human rights. We will begin with the philosophy of human dignity, and then move on to the philosophy of human rights. The fifteenth part of the course will deal with the philosophy of human freedom, including the philosophy of human freedom and the philosophy of human rights. We will begin with the philosophy of human freedom, and then move on to the philosophy of human rights. The sixteenth part of the course will deal with the philosophy of human equality, including the philosophy of human equality and the philosophy of human rights. We will begin with the philosophy of human equality, and then move on to the philosophy of human rights. The seventeenth part of the course will deal with the philosophy of human justice, including the philosophy of human justice and the philosophy of human rights. We will begin with the philosophy of human justice, and then move on to the philosophy of human rights. The eighteenth part of the course will deal with the philosophy of human well-being, including the philosophy of human well-being and the philosophy of human rights. We will begin with the philosophy of human well-being, and then move on to the philosophy of human rights. The nineteenth part of the course will deal with the philosophy of human happiness, including the philosophy of human happiness and the philosophy of human rights. We will begin with the philosophy of human happiness, and then move on to the philosophy of human rights. The twentieth part of the course will deal with the philosophy of human flourishing, including the philosophy of human flourishing and the philosophy of human rights. We will begin with the philosophy of human flourishing, and then move on to the philosophy of human rights.

HOU Game Superlatives (as of Oct 27, 2001)

All games

TEAM GAME HIGHS

Rushes.....	47	vs CINCINNATI BEARCATS (Oct 20, 2001)
Yards Rushing.....	157	vs CINCINNATI BEARCATS (Oct 20, 2001)
Yards Per Rush.....	5.6	at ARMY BLACK KNIGHTS (Oct 06, 2001)
TD Rushes.....	3	vs MEMPHIS TIGERS (Oct 13, 2001)
Pass attempts.....	56	at SOUTHERN MISS (10/27/01)
Pass completions....	28	vs MEMPHIS TIGERS (Oct 13, 2001)
Yards Passing.....	367	at ARMY BLACK KNIGHTS (Oct 06, 2001)
Yards Per Pass.....	11.0	vs Texas (Sep 22, 2001)
TD Passes.....	3	vs Texas (Sep 22, 2001)
Total Plays.....	85	at SOUTHERN MISS (10/27/01)
Total Offense.....	508	at ARMY BLACK KNIGHTS (Oct 06, 2001)
Yards Per Play.....	7.7	at ARMY BLACK KNIGHTS (Oct 06, 2001)
Points.....	33	vs MEMPHIS TIGERS (Oct 13, 2001)
Sacks By.....	2	vs Texas (Sep 22, 2001)
		vs CINCINNATI BEARCATS (Oct 20, 2001)
First Downs.....	24	at ARMY BLACK KNIGHTS (Oct 06, 2001)
		vs CINCINNATI BEARCATS (Oct 20, 2001)
		at SOUTHERN MISS (10/27/01)
Penalties.....	13	at ARMY BLACK KNIGHTS (Oct 06, 2001)
Penalty Yards.....	102	at ARMY BLACK KNIGHTS (Oct 06, 2001)
Turnovers.....	6	at SOUTHERN MISS (10/27/01)
Interceptions By....	2	vs TCU (Sep 29, 2001)

HOU Game Superlatives (as of Oct 27, 2001)

All games

OPPONENT INDIVIDUAL GAME HIGHS

Rushes.....	30	CONNALLY, Corey, vs TCU (Sep 29, 2001)
Yards Rushing.....	199	CONNALLY, Corey, vs TCU (Sep 29, 2001)
TD Rushes.....	4	BROWN, Dante, vs MEMPHIS TIGERS (Oct 13, 2001)
Long Rush.....	80	CONNALLY, Corey, vs TCU (Sep 29, 2001)
Pass attempts.....	35	Simms, Chris, vs Texas (Sep 22, 2001)
Pass completions....	20	Simms, Chris, vs Texas (Sep 22, 2001)
		KELLY, Jeff, at SOUTHERN MISS (10/27/01)
Yards Passing.....	317	GUIDUGLI, Gino, vs CINCINNATI BEARCATS (Oct 20, 2001)
TD Passes.....	4	KELLY, Jeff, at SOUTHERN MISS (10/27/01)
Long Pass.....	92	Simms, Chris, vs Texas (Sep 22, 2001)
Receptions.....	7	DODSON, Clint, at ARMY BLACK KNIGHTS (Oct 06, 2001)
		HANDY, LeRoy, at SOUTHERN MISS (10/27/01)
Yards Receiving....	124	Johnson, B.J., vs Texas (Sep 22, 2001)
TD Receptions.....	2	DANTZLER, Orlan, at SOUTHERN MISS (10/27/01)
Long Reception.....	92	Johnson, B.J., vs Texas (Sep 22, 2001)
Field Goals.....	2	Mangum, Dusty, vs Texas (Sep 22, 2001)
		BROWNE, Nick, vs TCU (Sep 29, 2001)
Long Field Goal....	47	Mangum, Dusty, vs Texas (Sep 22, 2001)
Punts.....	4	Hale, vs RICE (Sep 01, 2001)
		BIASATTI, Joey, vs TCU (Sep 29, 2001)
Punting Avg.....	59.5	HAULMAN, Mark, at SOUTHERN MISS (10/27/01)
Long Punt.....	63	HAULMAN, Mark, at SOUTHERN MISS (10/27/01)
Long Punt Return....	27	JOHNSON, Ryan, vs MEMPHIS TIGERS (Oct 13, 2001)
Long Kickoff Return.	46	THOMPSON, Omari, at ARMY BLACK KNIGHTS (Oct 06, 2001)
Tackles.....	9.0	ZICKEFOOSE, Bri, at ARMY BLACK KNIGHTS (Oct 06, 2001)
		FIELDS, Ivan, vs CINCINNATI BEARCATS (Oct 20, 2001)
Sacks.....	2.5	Green, vs RICE (Sep 01, 2001)
		PEEK, Antwan, vs CINCINNATI BEARCATS (Oct 20, 2001)
Tackles For Loss....	12.0	ZICKEFOOSE, Bri, at ARMY BLACK KNIGHTS (Oct 06, 2001)
Interceptions.....	1	Hebert, vs RICE (Sep 01, 2001)
		Vasher, Nathan, vs Texas (Sep 22, 2001)
		SMITH, Maurio, at ARMY BLACK KNIGHTS (Oct 06, 2001)
		FRAZIER, Jason, at ARMY BLACK KNIGHTS (Oct 06, 2001)
		BROWN, Jason, vs MEMPHIS TIGERS (Oct 13, 2001)
		SUMTER, Glenn, vs MEMPHIS TIGERS (Oct 13, 2001)
		BROOKS, Greg, at SOUTHERN MISS (10/27/01)
		JOHNSON, Leroy, at SOUTHERN MISS (10/27/01)
		DAVIS, Rod, at SOUTHERN MISS (10/27/01)
		PRUITT, Etric, at SOUTHERN MISS (10/27/01)

HOU Game Superlatives (as of Oct 27, 2001)
All games

OPPONENT TEAM GAME HIGHS

Rushes.....	69	vs RICE (Sep 01, 2001)
Yards Rushing.....	354	vs RICE (Sep 01, 2001)
Yards Per Rush.....	5.6	at ARMY BLACK KNIGHTS (Oct 06, 2001)
TD Rushes.....	5	vs MEMPHIS TIGERS (Oct 13, 2001)
Pass attempts.....	37	vs Texas (Sep 22, 2001)
Pass completions....	22	vs Texas (Sep 22, 2001) at SOUTHERN MISS (10/27/01)
Yards Passing.....	341	vs Texas (Sep 22, 2001)
Yards Per Pass.....	12.1	vs CINCINNATI BEARCATS (Oct 20, 2001)
TD Passes.....	5	at SOUTHERN MISS (10/27/01)
Total Plays.....	81	vs RICE (Sep 01, 2001)
Total Offense.....	534	vs Texas (Sep 22, 2001)
Yards Per Play.....	7.5	vs CINCINNATI BEARCATS (Oct 20, 2001)
Points.....	58	at SOUTHERN MISS (10/27/01)
Sacks By.....	6	vs RICE (Sep 01, 2001)
First Downs.....	27	vs Texas (Sep 22, 2001)
Penalties.....	10	vs CINCINNATI BEARCATS (Oct 20, 2001)
Penalty Yards.....	87	vs CINCINNATI BEARCATS (Oct 20, 2001)
Turnovers.....	3	at SOUTHERN MISS (10/27/01)
Interceptions By....	4	at SOUTHERN MISS (10/27/01)

