

USF BULLS BASEBALL

woodruff@admin.usf.edu

Baseball Media Contact: Amy Woodruff

(w) 813-974-4087, (c) 813-410-1194

FEBRUARY

HOME AWAY ① ON CATCH 47 TV

Sun.	Mon.	Tue.	Wed.	Thur.	Fri.	Sat.
17	18	19	20	21	ISU Won 4-2	ISU Won 6-5 (12)
ISU Lost 6-4	25	26	27	OS T Lost 7-2	NYY Lost 11-4	NU Won 9-8

MARCH

Sun.	Mon.	Tue.	Wed.	Thur.	Fri.	Sat.
OSU Lost 14-3	3	FGC Lost 5-4	B-CU Lost 8-4	6	SSU Won 12-6	SSU Won 9-0
SSU Won 9-8 (10)	10	FAU Won 7-6	UNF Won 7-1	13	SHU Won 6-4	SHU Won 7-6
SHU Lost 2-3	17	OU Lost 6-1	OU Lost 7-5	20	UC Win 14-10	UC (2) L, 6-1 L, 5-4
23	24	FGC Won 3-2	UNF Lost 4-3 (10)	27	GU T Won 2-1	GU T Lost 6-3
GU Lost 8-7	31					

APRIL

Sun.	Mon.	Tue.	Wed.	Thur.	Fri.	Sat.
		UCF Won 17-4	B-CU ppd.	3	4 @ WVU 7 pm	5 @ WVU 3 pm
6 @ WVU 1 pm	7	8 @ UCF 7 pm	9	10	11 T UofL 7 pm	12 UofL 7 pm
13 UofL 1 pm	14	15 @ SU 7 pm	16 @ B-CU 6 pm	17	18 @ RU 3:30	19 @ RU 1 pm
20 @ RU Noon	21	22 @ FAU 6:30	23 SU 7 pm	24	25 T VU 7 pm	26 VU 7 pm
27 VU 1 pm	28	29 UCF 7 pm	30 B-CU 7 pm			

MAY

Sun.	Mon.	Tue.	Wed.	Thur.	Fri.	Sat.
				1	2	3
4	5	6 UCF 7 pm	7	8	9 @ STJ 6 pm	10 @ STJ 2 pm
11 @ STJ Noon	12	13 @ UF 6:30	14	15 T ND 7 pm	16 T ND 7 pm	17 ND 7 pm
18	19	20 BIG EAST	21 BIG EAST	22 BIG EAST	23 BIG EAST	24 BIG EAST

May 20-24 BIG EAST Tournament, Clearwater, Fla.
 May 30 - June 2 NCAA Regionals, sites tba
 June 6-9 NCAA Super Regionals, sites tba
 June 14-24 College World Series, Omaha, Neb.

WEEKEND GAMES FOR USF (14-13)

at West Virginia | Friday, April 4, 2008 | Hawley Field | Morgantown, W.V. | 7 p.m.
 at West Virginia | Saturday, April 5, 2008 | Hawley Field | Morgantown, W.V. | 3 p.m.
 at West Virginia | Sunday, April 6, 2008 | Hawley Field | Morgantown, W.V. | 1 p.m.



The University of South Florida baseball team takes on West Virginia University in the Bulls' fourth BIG EAST series of the season.

The Matchup

After a 17-4 stomping of UCF on Tuesday, the Bulls (14-13) look to continue swinging their hot bats against the 22-6 Mountaineers. USF and WVU first meet on Friday at 7 p.m. in Morgantown, then at 3 p.m. on Saturday and 1 p.m. on Sunday.

USF is 4-2 overall against WVU, winning 2-of-3 in both 2006 and 2007. WVU won the last meeting, 16-5, on April 7 in Tampa.

USF Bulls

With a 4-5 record in the BIG EAST, USF is eighth in the conference with a .444 winning percentage in league games. USF is led by senior Joey Angelberger's .400 batting average and .600 slugging percentage, and freshman Ryan Lockwood's 40 hits, nine doubles, 22 RBI. The Bulls will look to the arms of Randy Fontanez on Friday, Matt Quevedo on Saturday and Derrick Stultz on Sunday. Fontanez leads all starters with his 2.91 ERA while Quevedo has a team-best 30 strikeouts and Stultz has two wins in his four starts.

WVU Mountaineers

At 4-2 in the conference, West Virginia is currently tied for second in the league with Notre Dame and Cincinnati. Six Mountaineers are batting above .400, led by junior catcher Justin Parks at .453 and freshman second baseman Jedd Gyorko at .439. Pitchers Josh Whitlock (5-1, 3.51 ERA) and Stephen Morrison (4-1, 2.28 ERA) are expected to see time on the mound this weekend for WVU.

Listen to the Games

Fans can listen to the weekend games on 1010 Sports and USF Press Pass Baseball Radio with Garrett Walvoord making the call. Friday and Sunday's games can be heard live on both 1010 AM as well as Press Pass, but Saturday's game will be tape delayed on 1010 Sports following the NCAA men's basketball Final Four games.

PROBABLE PITCHING STARTERS

USF BULLS

RHP Randy Fontanez, Fr.
 RHP Matt Quevedo, So.
 RHP Derrick Stultz, Fr.

Friday
 Saturday
 Sunday

WEST VIRGINIA

RHP Josh Whitlock, Jr.
 LHP Steve Morrison, So.
 TBA

USF BULLS BASEBALL

BIG EAST CONFERENCE

TEAM	BIG EAST	OVERALL
St. John's	5-1 .833	20-5 .800
West Virginia	4-2 .667	22-6 .786
Notre Dame	4-2 .667	13-9-1 .587
Cincinnati	4-2 .667	12-11 .522
Seton Hall	5-4 .556	15-12 .556
Connecticut	5-4 .556	14-12 .538
Louisville	3-3 .500	15-10 .600
USF	4-5 .444	14-13 .519
Georgetown	3-6 .333	11-14 .440
Pittsburgh	2-4 .333	8-14 .364
Rutgers	2-4 .333	8-15 .348
Villanova	1-5 .167	10-15 .400

BIG EAST PRESEASON COACHES POLL

1. St. John's
2. Louisville
3. USF
4. Rutgers
5. Notre Dame
6. Connecticut
7. Pittsburgh
8. Villanova
9. Cincinnati
10. West Virginia
11. Seton Hall
12. Georgetown

Prado's Progress

Head coach Lelo Prado is in his second campaign with the Bulls and his 20th collegiate season overall. Prado is 47-39 at USF and 645-464-2 in 19 years as a head coach. Prado has also spent time at Louisville (320-301-1, 11 years) and won two Division II National Championships with the University of Tampa (278-124-1, 7 years).

Lockwood Shines in BIG EAST Games

Freshman outfielder Ryan Lockwood is batting almost .100 points higher than anyone else on the USF team in BIG EAST games. His .457 average comes from 16 hits in 35 at bats while driving in a team-high seven RBI

and scoring a team-best tying seven runs. He also has three doubles, two drawn walks and a pair of times he was hit by a pitch. Lockwood is also perfect in center field, making 19 put outs and one assist with no errors in league games.

Young Pitchers Hold Down Conference Foes

Sophomore RHP Matt Quevedo is holding opponents to a .188 average in BIG EAST games and with two outs, freshman Randy Fontanez is holding opponents to a .158 batting average.

Leading the Country

As of March 30, USF led the country in batters hit by a pitch with 59. The Bulls, who were tied with Prairie View for the NCAA lead, picked up eight more plunks in the April 1 game against UCF to bring their season total to 67.

Everyone Gets A Hit

In the April 1 game in Orlando, all nine of the Bulls' starters had at least one hit, with four Bulls collecting three hits and a pair recording two.

Multiple-Hit Games Stack Up

Five Bulls collected multiple hits in the April 1 game at UCF, including Addison Maruszak, Junior Carlin, Joey Angelberger, Ryan Lockwood, Stephen Hunt. Lockwood leads the team with 14 multiple-hit outings, followed by Maruszak with 12 and Angelberger's 11.

Hit and Run

The Bulls' 17 hits and 17 runs against UCF are the most this season, surpassing their old marks of 13 hits, which they have achieved four times this year, and 14 runs, which were scored at Cincinnati on March 21. USF's 17 runs scored also ties the most against the UCF Knights in the all-time series. Previously, the Bulls

2008 HONORS AND AWARDS

Team Picked third in preseason BIG EAST poll
Chosen third in Rivals.com preseason BIG EAST poll
NCBWA Preseason Poll - received votes
CBN Preseason Poll - received votes
Recruiting class ranked 43rd by CBN

Randy Fontanez

BIG EAST Pitcher of the Week - March 10
BIG EAST Weekly Honor Roll - March 31

Addison Maruszak

BIG EAST Weekly Honor Roll - Feb. 25
BIG EAST Weekly Honor Roll - March 17

Shawn Sanford

Roger Clemens Award Preseason Watch List
Brooks Wallace Award Preseason Watch List
NCBWA Stopper of the Year Preseason Watch List
Rivals.com 2008 Preseason All-Conference Team

Brandon Smith

BIG EAST Weekly Honor Roll - March 10

Daniel Thomas

BIG EAST Weekly Honor Roll - Feb. 25

had scored 17 in both 2001 and in 1993.

Freshmen Step Up

Freshman designated hitter Stephen Hunt broke out in the April 1 UCF game, going 3-for-6, blasting a home run in the third, a single in the fifth and a double just one inning later. He also recorded four RBI and one run scored. In his first start in the outfield, freshman Junior Carlin was hit by a pitch in the first, doubled to left center in the second and singled to center in the third.

Just Shy of the Record

Against UCF on April 1, the Bulls were just one hit by pitch shy of the school record of nine plunks that was set earlier in the season, on March 9 against Savannah State.

Fontanez Earns Second BIG EAST Honor

On March 31, University of South Florida freshman starter Randy Fontanez earned a spot on the BIG EAST Baseball Weekly Honor Roll, his second conference award

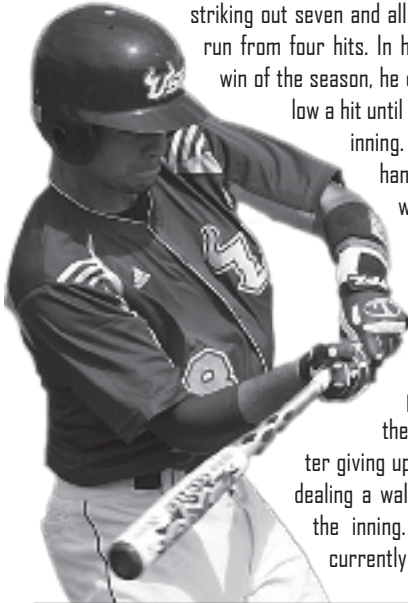
LONGEST WINNING STREAKS

20	1991
15	1976, 1986
14	1996
12	1993
11	1967, 1986
10	1975, 1994
9	1974, 1982 (3), 1989, 1990
8	1973, 1977, 1982, 1985, 1988, 1997
7	1989, 1992, 1994, 1996, 2008

RANDY FONTANEZ
BIG EAST Pitcher of the Week March 10
BIG EAST Weekly Honor Roll March 31

USF BULLS BASEBALL

of his young career. Against Georgetown on March 28, his longest outing of his rookie season, Fontanez faced only four over the minimum through eight innings, striking out seven and allowing one run from four hits. In his second win of the season, he did not allow a hit until the fourth inning. The right-hander only walked two through eight innings, then was pulled in the ninth after giving up a hit and dealing a walk to start the inning. Fontanez currently owns a



Addison Maruszak, Jr., SS
BIG EAST Weekly Honor Roll
 Feb. 25 and March 17

INSIDE THE NUMBERS

- 2215 Total games played by USF baseball
- 2006 First season in the BIG EAST Conference
- 2002 Last appearance in the NCAA Tournament
- 1500 Capacity of Red McEwen Field
- 1234 All-time wins by USF baseball
- 1110 Collegiate games Lelo Prado has coached
- 792 Team record for hits in a season (1996)
- 546 Team record for strikeouts in a season (1995)
- 527 Team record for RBI in a season (1996)
- .285 USF's batting average this season
- .278 USF's batting average last season (2007)
- 253 Hits this season
- 220 Strikeouts this season (by pitchers)
- 151 Team record for doubles in a season (1995)
- 145 RBI this season
- 99 Team record for HBP (2007)
- 87 Games Lelo Prado has coached at USF
- 67 Batters hit by a pitch this season
- 52 Team record for wins in a season (1986)
- 46 Doubles this season
- 43 Seasons of varsity baseball at USF
- 34-26 USF's record in 2007
- 25 Newcomers to the 2008 squad
- 22 Home runs in 2007
- 17 Home runs this season
- 4.23 Team ERA this season
- 2.41 Team record for ERA in a season (1976)
- 1 Lelo Prado's jersey number

2.91 ERA for the season with 29 strikeouts in 34.0 IP. Fontanez will be back in action this weekend, when he faces West Virginia on Friday night in Morgantown at 6:30 p.m.

Where'd They Go?

The week of March 24-30 was the first seven-day stretch of the season that the Bulls didn't hit a home run. Below is USF's extra-base hits listed by week.

Date	HR	3B	2B
Feb. 22-24	2	0	7
Feb. 28-March 2	3	0	4
March 4-9	3	0	9
March 11-16	6	0	7
March 18-22	2	1	8
March 25-30	0	0	6

The Hunt is Over

Freshman Stephen Hunt's quest for his first-career hit ended March 26 in Jacksonville when the designated hitter sent a single through the right side in the eighth to give USF the go-ahead run. Hunt has collected five RBI this season after drawing four walks and being hit by one pitch.

Take One for the Team

USF batters have been hit by 67 pitches in 27 games this season, which is the second-most in school history. The 2007 Bulls set the school record last season with 99 plunks in 60 games. The previous record was 64 in 2005.

USF's Hit By Pitch Records

- | | |
|------------|-------------|
| 1. 99 2007 | 7. 53 2000 |
| 2. 67 2008 | 8. 47 2001 |
| 3. 64 2005 | 9. 40 2004 |
| 4. 62 1999 | 10. 39 1993 |
| 5. 61 2002 | 39 1995 |
| 6. 60 2003 | |

Finally ... A Triple

In the 18th game of the season, freshman Ryan Lockwood recorded USF's first triple of the year. In the fourth inning of the March 19 game against Oklahoma, Lockwood connected on a triple that drove in a pair of runs.

Lucky 13

In the March 21 matchup with Cincinnati, USF collected 13 hits for the fourth time this season. The Bulls also had 13 hits against Savannah State (3/8) and both March 15 games vs. Seton Hall.

Bulls Take the Lead

Following the March 21 game at Cincinnati, USF took the lead in the total runs scored column, 115-112. The Bulls had trailed their opponents since the fourth game of the

THIS WEEK IN THE BIG EAST

APRIL

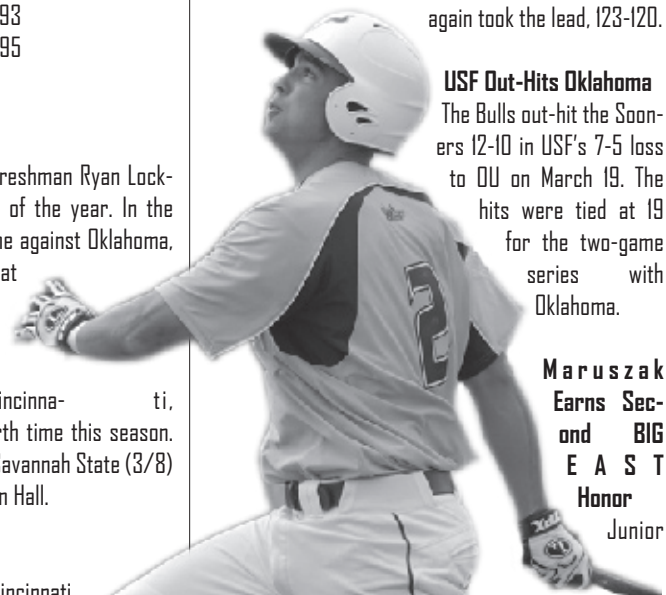
1 West Virginia	23	Md.-Eastern Shore	7
1 Coppin State	3	Georgetown	12
1 Hartford	6	Connecticut	12
1 Villanova	10	La Salle	9
1 Rider	3	Seton Hall	12
1 West Virginia	18	Md.-Eastern Shore	1
1 Notre Dame		Western Michigan	PPD
1 Central Fla.	4	USF	17
1 Cincinnati	8	Miami OH	11
1 Western Kentucky	10	Louisville	5
2 George Washington	11	Georgetown	4
2 MONMOUTH U	6	Rutgers	5
2 Connecticut	4	Boston College	10
2 New York Tech	4	St. John's	5
2 Villanova	11	Coppin State	2
2 Seton Hall	9	Fairleigh Dickinson	4
2 Louisville	7	Purdue	4
2 Pittsburgh	0	Kent State	7
3 Connecticut		Fairfield	3 p.m.
4 Connecticut		Cincinnati	3 p.m.
4 Villanova		Georgetown	3:15 p.m.
4 Notre Dame		Rutgers	5:05 p.m.
4 Louisville		St. John's	6 p.m.
4 Seton Hall		Pittsburgh	6 p.m.
4 West Virginia		USF	7 p.m.
5 Connecticut		Cincinnati	12 p.m.
5 Villanova		Georgetown	12:15 p.m.
5 Seton Hall		Pittsburgh	1 p.m.
5 Notre Dame		Rutgers	1:05 p.m.
5 West Virginia		USF	3 p.m.
5 Louisville		St. John's	4 p.m.
6 Seton Hall		Pittsburgh	12 p.m.
6 Connecticut		Cincinnati	12 p.m.
6 Notre Dame		Rutgers	12:05 p.m.
6 Villanova		Georgetown	12:15 p.m.
6 West Virginia		USF	1 p.m.
6 Louisville		St. John's	1 p.m.

season, when USF led 14-13 after three games with Indiana State. By the end of the weekend, the opponents again took the lead, 123-120.

USF Out-Hits Oklahoma

The Bulls out-hit the Sooners 12-10 in USF's 7-5 loss to OU on March 19. The hits were tied at 19 for the two-game series with Oklahoma.

Maruszak
Earns Sec-
ond BIG
EAST
Honor
 Junior



Brandon Smith, Jr., 3B
BIG EAST Weekly Honor Roll - March 10

USF BULLS BASEBALL

shortstop Addison Maruszak earned his second Weekly Honor Roll award of the year, the BIG EAST Conference announced on March 18.

From March 10-16, Maruszak batted .412 with seven hits



and no strikeouts in 17 at bats for the Bulls. In five games he had three doubles and a home run for 13 total bases and a team-high .765 slugging percentage. He collected three RBI and scored four runs while drawing two walks and getting hit by two pitches. In the field, he posted a 1.000 fielding percentage, recording four putouts and 20 assists.

In the first game against BIG EAST opponent Seton Hall, Maruszak hit a walk-off home run to give USF its first league win, a 6-4 victory. In the second game, Maruszak was 3-for-3 at the plate with a double and a run scored.

Maruszak earned his first Weekly Honor Roll award of the season on Feb. 25 when, in the first series of the season, he compiled a team-high .538 average in three games, collecting seven hits, driving in two and scoring three runs.

Young Bulls Produce Come From Behind Wins

The young USF baseball team - 17 freshmen and six sophomores - has six come-from-behind wins after the seventh inning, five of which came in the seven-game winning streak from March 8-15. In both of USF's extra-inning games, the Bulls were trailing in the eighth, but came back to get one-run wins. Two of the BIG EAST matchups with Seton Hall were comeback wins, as the Bulls trailed 2-4 in the eighth of game one, and were down 4-6 in the seventh of the second contest.

Sanford Closes for USF

Sophomore Shawn Sanford is 4-0 this season with three saves, being a pitcher of record in seven of USF's 10 wins. In 14.0 innings, Sanford has struck out 16, allowing only two earned runs. Sanford is currently on the Wallace, Clemens and Stopper of the Year Award Watch Lists.

Walk-off Home Run in BIG EAST Action

Junior shortstop Addison Maruszak belted a walk-off home run to give USF the 6-4 win on March 15.

Maruszak batted .412 with seven hits for the Bulls March 10-16. In five games he had three doubles and a home run to for 13 total bases and a team-high .765 slugging percentage. Maruszak did not strike out in 17 at bats this week. He collected three RBI and scored four runs while drawing two walks and getting hit by two pitches. In the field, he posted a 1.000 fielding percentage, recording four putouts and 20 assists. In the first game against BIG EAST opponent Seton Hall, Maruszak hit a walk-off home run to give USF its first league win, a 6-4 victory. In the second game, Maruszak was 3-for-3 at the plate with a double and a run scored.

USF in BIG EAST Stats

as of March 30

Team

1	Hit By Pitch	59
1	Strikeouts (pitchers)	213
1	Least HR Allowed	6
2	Saves	6
2	Runners Picked Off	5
2	On Base Percentage	.392
3	Walks Drawn	108
5	Hits	236
5	Doubles	41

Individual

1t	Hit By Pitch	Brandon Smith	12
5	Batting Average	Joey Angelberger	.388
2	Saves	Shawn Sanford	5
2	On Base Percentage	Brandon Smith	.514
3	Batters KL	Randy Fontanez	14
3t	Doubles	Joey Angelberger	8
3t	Wins	Shawn Sanford	4
4	On Base Percentage	Joey Angelberger	.490
4	Hit By Pitch	Jon Koscsco	10

Late Game Drama

In USF's six come-from-behind wins, the Bulls trailed their opponents 18-29 through the seventh inning, but outscored their opponents 31-8 in the final frames to pick up the wins. The largest deficit was the March 8 game against the Savannah State Wildcats, when the Bulls collected 11 runs in the bottom of the eighth inning to take the 12-6 victory. In the eighth, USF crushed two grand slams tying the NCAA record for grand slams in one inning.

Home Run Trifecta

Twice this season USF has blasted three home runs in a game. Against Savannah State on March 8, Brian Hobbs, Brandon Smith and Trey Manz each rocketed a shot over the fence. The Bulls did it again on March 15 when Hobbs, Chris Rey and Joey Angelberger each notched home runs.

Before this season, the last time USF blasted three home runs in the same game was against West Virginia on April 7, 2007. Current Bull Addison Maruszak had one in the eighth and former Bulls Ryan Soares and Brandin Daniel each had one in the second inning.

Bulls Go Streaking

The USF Bulls posted a seven-game winning streak from March 8-15. During that streak, the Bulls batted .341, hitting nine home runs and collecting 54 RBI. The pitching staff posted a 2.95 ERA in 64.0 innings, striking out 54 batters. Junior Brandon Smith led the attack with a .476 batting average, connecting on 10 hits, with

PRESEASON WALLACE WATCH LIST*

Tony Campana, Cincinnati, Sr., OF
 William Block, FAU, Jr., INF
 Mike McKenna, FAU, Sr., OF
 Cole Figueroa, Florida, So., SS
 Chris Dominguez, Louisville, So., DH
 Justin Marks, Louisville, So., P
 Zack Pitts, Louisville, Sr., RP
 David Phelps, Notre Dame, Jr., RP
 Aaron Baker, Oklahoma, So., C/INF
 Rebel Ridling, Oklahoma St., Sr., 1B
 Jordy Mercer, Oklahoma St., So., SS/RHP
Shawn Sanford, USF, So., P
 Brian Kemp, St. John's (NY), So., OF
 Colin Lynch, St. John's (NY), Jr., SP/RP
 Robbie Elsemiller, Stetson, Sr., P
 Tyler Kuhn, West Virginia, Sr., SS

PRESEASON STOPPER WATCH LIST*

Robbie Elsemiller, Stetson, Sr.
 Dan Kennedy, Georgetown, Sr.
 Colin Lynch, St. John's, Jr.
Shawn Sanford, USF, So.

PRESEASON CLEMENS WATCH LIST*

Robbie Elsemiller, Stetson, Sr.
 Colin Lynch, St. John's, Jr.
 Justin Marks, Louisville, So.
 Dan Osterbrock, Cincinnati, Jr.
 David Phelps, Notre Dame, Jr.
 Zack Pitts, Louisville, Sr.
Shawn Sanford, USF, So.

*Not a complete entry, only 2008 USF opponents are listed

USF BULLS BASEBALL

FOR THE MEDIA

We Are USF

When referring to the University please be aware of the following policy regarding usage. First references to the school and its intercollegiate athletics program should always be the University of South Florida. The only secondary references used should be USF or Bulls. Please refrain from using South Florida, S. Florida, South Fla. or any other similar combination.

Media Credentials

All requests for press, broadcast and photo credentials for USF home baseball games should be directed to Amy Woodruff, Sports Information Assistant, via e-mail (woodruff@admin.usf.edu), phone (813-974-4087) or fax (813-974-5328). All requests should be made at least one week prior to the event.

Media Parking

Parking for all USF home baseball games is located in the Visitor Parking Lot west of the USF Athletics Building and north of the Sun Dome. Parking is free, two hours prior to the start of the games on weekdays and all day during the weekend.

Player Interviews

All media requests for interviews with USF baseball players should be directed to SID Assistant Amy Woodruff (office: 813-974-4087), preferably 24 hours in advance. Practice, which is held at Red McEwen Field, is open to the media to film and photograph. Interviews conducted following practice should be held to a brief Q & A session. With advanced notice, interviews with players can be arranged for other hours. Calling players at home or on cell phones without permission from SID Amy Woodruff will not be tolerated. The players' dorms, training room and weight room are also off limits.

On game days, players are unavailable until after the game. While on the road, Prado, his staff and players are accessible for interviews but all interviews should be arranged through Woodruff.

Head Coach Lelo Prado Interviews

All interviews with Head Coach Lelo Prado should be arranged through SID Amy Woodruff (813-974-4087). The best time to interview Prado is in the morning. Coach Prado is also available for a brief Q&A following practice.

Media Services

The Red McEwen press box is located at the top of the grandstands. Three phone lines are located in the press box - the press box phone number (813-974-3604) and one phone line for visiting SID and one for radio (if needed). Power will be available for those who need it.

GoUSFBulls.com

GoUSFBulls.com is your official source for up-to-the-minute news and information, including updated releases, notes, stats and photo galleries.

a double and a grand slam. Senior Joey Angelberger and juniors Brian Hobbs and Chris Rey each connected on two home runs apiece in the seven-game stretch.

Before the winning streak, the Bulls' record was 3-5, and USF was hitting .252 as a team with five home runs and 37 RBI. USF's pitching staff was throwing an average ERA of 5.47 in eight games.

The last time the Bulls won at least five in a row was a six-game streak March 24 - 31, 2007, when USF defeated Notre Dame, Florida A&M and Connecticut two times apiece.

Perfect in Extra Innings

USF is a perfect 2-0 in extra-inning games, recording a 6-5 victory over Indiana State in 12 on Feb. 23 and a 9-8 win against Savannah State on March 9.

Gotta Have Five

The Bulls are 9-0 when scoring more than four runs in a game. USF has recorded 19 runs in its six losses, tallying four runs three times and only picking up a combined seven (3, 2 & 2) in the other three.

No Home Run for You

USF is 9-2 when not allowing a home run and 1-4 when giving up one bomb in a game. The Bulls have not allowed two home runs in a game this season.

Bats Heat Up

After starting the season with 36 runs in the first eight outings, the Bulls tallied 59 in the next eight games. Against Savannah State, USF collected 11 runs in the eighth inning to begin the rush of scoring by the Bulls.

Even at Two vs. the State

With wins over Florida Atlantic (3/11) and North Florida (3/12), USF evened the record against in-state rivals to 2-2. The Bulls' two in-state losses came to Florida Gulf Coast (3/4) and Bethune-Cookman (3/5).

The Story Behind 91

Senior pitcher David Torcise wears the number 91 in honor of his high school friend's mother, who battles breast cancer. His friend's nickname is "91".

Freshman Earns PoW Award

Freshman Randy Fontanez struck out nine batters in 7.0 innings in USF's 9-0 victory over Savannah State on March 8 to earn his first BIG EAST Pitcher of the Week award. Fontanez, from Oviedo, Fla., allowed no runs and walked just one in his third appearance of the season. Fontanez currently holds a 0.57 ERA with a 1-1 record in 15.2 IP. He has struck out 16 and allowed one earned run in his rookie season. Fontanez leads the BIG EAST with the lowest ERA and is tied for eighth in strikeouts, as of March 10.

Sanford Saves

Sophomore closer Shawn Sanford, who is listed on the Brooks Wallace Award, Roger Clemens Award and Stopper of the Year Watch Lists, has picked up three saves for the Bulls this season. His first save came in the first game of the season, against Indiana State, and the second was against Northwestern on March 1.

Smith Picks Up Honor Roll Award

First baseman Brandon Smith earned his first BIG EAST Weekly Honor Roll award March 10. He blasted a grand slam in the first game of a double header against Savannah State on March 8, one of two slams by USF in the inning, tying an NCAA record. Throughout the week, Smith collected four extra-base hits - 13 total bases - for an .867 slugging percentage. His 7-for-15 hits totaled a team-best .467 batting average this week, as did his .680 on base percentage. The native of Sacramento, Calif., scored five runs and drove in five of USF's 27 runs. He also drew seven walks and was hit by three pitches while only striking out twice. Smith leads the conference in on base percentage (.535) and is fifth in

BIG EAST Weekly Honor Roll Honorees - Feb. 25 Addison Maruszak, SS Daniel Thomas, RHP



USF BULLS BASEBALL

slugging percentage (.633) this season.

Bulls Begin to Score

After scoring only 11 runs in the previous three games, USF tallied 11 runs in the eighth inning of the first game with Savannah State on March 8, and 30 runs throughout the three-game weekend against the Tigers.

Put It In The Books

In the March 9 matchup with SSU, the Bulls were hit by nine pitches in the game, updating the old school record of six, which was set on May 6, 2007 against Georgia Tech. USF was just one HBP away from tying the NCAA record in the category.

Joey Angelberger was hit by three pitches, tying the school record that was set by Ben Dawdy on March 23, 1999 against Jacksonville.

USF also tied the school record for walks drawn (16), which was last matched on Feb. 8, 2000 against Stetson.

USF Ties NCAA Grand Slam Record

USF tied the NCAA team record for grand slams in an inning on Saturday, March 8 against Savannah State. The feat, which has now been done 22 times, was last achieved on April 10, 2005, by Quinnipiac against Mt. St. Mary's in the ninth inning. On March 8, in the first game of a double header with the Tigers, USF's Brandon Smith and Trey Manz each rocketed grand slams in the bottom of the eighth inning to propel USF to a 12-6 victory. Brian Hobbs had a solo home run in the second inning for a total of three bombs in the game.

USF Ties Its Own NCAA Record

USF is the only school listed twice on the grand slams in an inning record. In 1985, the Bulls also hit two grand slams in an inning, both by Todd Waggoner, which is also tied for an NCAA record for individual slams in an inning.

Bulls Blasting Home Runs

The 2008 USF team connected on eight home runs in 10 games, the most since the 2004 season. Below is a listing of team home runs through the first 10 games of the past 10 seasons.

2008 - 8	2007 - 1	2006 - 0	2005 - 6
2004 - 9	2003 - 7	2002 - 12	2001 - 7
2000 - 4	1999 - 7		

Not Just Singles

Of the Bulls 116 hits through 12 games, 34 were extra base hits. USF had 24 doubles and 10 home runs in 12 games. In 2007, USF had 20 doubles, one triple and one home run for 22 extra base hits through 10 games.

2008 - 28 extra base hits - 20 doubles, 8 home runs
2007 - 22 ebb - 20 doubles, 1 triple, 1 home run

Bulls are Slammin'

The 2008 Bulls have blasted three grand slams this year in regular-season games, and one in an exhibition match up. In the second game of the season - Feb. 23 against Indiana State - junior Chris Rey cleared the bases in the bottom of the ninth to send the game into extra innings and lead USF to a 12-inning win. A week later, Eric Baumann hit a grand slam against the New York Yankees in exhibition action at Legends Field. On March 8, juniors Brandon Smith and Trey Manz each tagged a four-bagger in the eighth inning of the second game against Savannah State.

Late-Game Scoring

Of their 120 total runs scored this season, the Bulls have recorded the most - 22 - in the eighth inning. USF's second-highest scoring inning is the second, when the Bulls have tallied 18.

Inning-by-inning summary

	1	2	3	4	5	6	7	8	9	EX	Total
USF	12	21	14	18	12	24	15	23	14	2	155
Opp	12	15	18	26	14	20	17	20	5	1	148

Prado In The Box

Head Coach Lelo Prado stepped out of the dugout and into the third base coaching box in all three games of the series against Savannah State March 8-9. Prado took the spot of Bryant Ward, who moved to coach from the first base line.

Rookie Stacks Up Hits

Freshman Jonathan Kosco recorded an eight-game hit streak from Feb. 24-March 8. During that time he had 12 hits, seven RBI and five runs scored. Kosco's hitting streak began on Feb. 24, a two-hit night, including a double. On Feb. 28, he had another double, then tallied one hit against Northwestern and game two against DSU before notching two hits per game against Florida Gulf Coast and Bethune-Cookman. Against Savannah State on March 8, he had a pair of hits in the first game and one in the second.

Sit 'Em Down

The USF pitchers have tallied 118 strikeouts in 120.0 innings, for a 0.98 strikeouts per inning average. Freshman Randy Fontanez leads the attack with 16 Ks in 15.2 IP, followed by junior Daniel Thomas with 15 in 10.0 IP.

Ending the Streak

On March 5, USF was 3-5 overall and 1-5 in its last six outings, dropping games to No. 21 Oklahoma State (two games), Indiana State, Florida Gulf Coast and Bethune-Cookman. USF started the season with a pair of wins over Indiana State, then picked up its third victory on March 1 against Northwestern.

Clemens Award Watch List

Sophomore closer Shawn Sanford has been named to the preliminary watch list for the fifth annual Roger Clemens Award, given to the best pitcher in collegiate baseball. Sanford, who is also on the Wallace and Stopper of the Year Watch Lists, is 1-0 this season with two saves in four appearances. He has struck out eight in 5.1 innings, allowing two runs from five hits.

Pounding Out Home Runs

The Bulls were four home runs ahead of last year's pace as USF tallied five bombs in six games, compared to just one in the first six last year. Junior shortstop Addison Maruszak, who only had four last season, already has hit two over the fence this year.

TEAM HISTORY

First Season	1966
All-Time Record	1,231-973-5 (.559)
All-Time Seasons	43rd season
Most Wins	52 in 1986
Conference Titles/Last	7 / 1996 (C-USA)
Conf. Tournament Titles/Last	4 / 1995 (Metro)
NCAA Appearances/Last	10 / 2002
Last NCAA Tournament Opponent	Florida State
Result	L, 13-6
Record	2-2, Lost in Regional Championship

COACHING STAFF

Head Coach	Lelo Prado (Tampa, '85)
Overall Record (Years)	646-463-2 (18)
Record at USF (Years)	48-39 (2)
Assistant Coach	Lazer Collazo (Miami, '88)
Year at USF	Second
Assistant Coach	Bryant Ward (East Carolina '02)
Year at USF	Second
Volunteer Coach	Tino Martinez (Tampa, '88)
Year at USF	Second
Director of Operations	Greg Parris (USF, '86)
Year at USF	Seventh

2008 PREVIEW

Position Starters Returning/Last	4/5
Pitchers Returning/Last	3/9
Letterwinners Returning/Last	11/19
Newcomers	25

2007 REVIEW

2007 Overall Record	34-26
Home	23-15
Away	9-9
Neutral	2-2
2007 BIG EAST Record	13-14
Home	5-7
Away	8-7
Finish	5th
2007 BIG EAST Tournament	2-2

USF BULLS BASEBALL

Bauman Slams NY

In the top of the sixth inning, senior designated hitter Eric Baumann cracked a grand slam over the left field fence in the University of South Florida's 11-4 exhibition loss to the New York Yankees February 29 at Legends Field.

USF vs. NY Yankees

In their second year under head coach Lelo Prado, the University of South Florida baseball team will take the field against the New York Yankees at Legends Field in Tampa on Feb. 29 at 1:15 p.m. The NCAA-MLB matchup will be the Yankees' first spring training game of the year, and the Bulls' fifth game of the 2008 season.

The Bulls previously played the Yankees in exhibition action in 1982, a 9-1 victory for the team from New York. The last time the Bulls played an exhibition game against a professional club was in 2000, when USF faced off with the Tampa Bay Devil Rays (L, 13-0), and in 1999 the Bulls traveled to Clearwater to play the Philadelphia Phillies (L, 13-2).

The Yankee Connection(s)

Former Yankee Tino Martinez is the Bulls' volunteer assistant coach and in November, the Yankees promoted former USF pitcher Dave Eiland, who is in his sixth season in the organization, to be the pitching coach for the big league team.

BIG EAST Honors

Just three games into the 2008 baseball season, juniors Addison Maruszak and Daniel Thomas earned BIG EAST Conference Weekly Honor Roll awards.

In the first series of the season, Maruszak, a shortstop from Pinellas Park, Fla., compiled a team-high .538 average in three games, collecting seven hits, driving in two and scoring three runs. The St. Pete Catholic High School grad hit a home run in game one of the set, going 3-of-4 at the plate while picking up an RBI and scoring a run. In the third game, he was 3-of-5 with a run and an RBI. Maruszak has not committed an error in 12 chances this season, with six putouts and six assists. After three games, Maruszak leads the conference in batting average and hits.

Thomas, a right-handed pitcher from Gaither High in Tampa, had a strong return from last year's season-ending injury, striking out seven of his 17 Sycamore batters faced on opening night in Tampa. His return was promising as he pitched 5.0 innings, while allowing no runs and just one hit in his first appearance since March of 2007. Thomas was limited to 75 pitches for the game. The junior is tied for the conference lead with a 0.0 ERA, is fourth in opposing batting average (.063) and is tied for fifth in strikeouts.

Pina's First Hit Is Heroic

Sophomore infielder Victor Pina's first-career hit was

the line drive to second base that scored USF's game-winning run in the bottom of the 12th against Indiana State on Feb. 23. After the game, head coach Lelo Prado said, "For us to win there must be a hero every night. Tonight it was Victor Pina." The RBI was also the first of his career. Pina played in only five games as a rookie in 2007.

New Faces on the Field

Fourteen first-time Bulls made an appearance against the Indiana State Sycamores, six of which were pitchers. Of the five returning fielders who played during 2008's opening weekend, only three (Maruszak, Angelberger, Consolmagno) played in more than 75 percent of the games in 2007.

Hobbs Doubles Up

Junior outfielder Brian Hobbs had impressive power at the plate against Indiana State, connecting on five hits, four of which were doubles.

Pitchers Post 30 Ks

Four USF pitchers recorded at least five strikeouts against the Sycamores, with no hurler throwing more than five innings. Junior Daniel Thomas led the pack with seven Ks in 5.0 IP, followed by six apiece from sophomores Shawn Sanford (4.0 IP) and Matt Quevedo (4.2 IP). Freshman Zach Pietrzyk sat down five batters in five innings.

Starting Slow

Both the Bulls and Sycamores got off to a slow start in all three games opening weekend, as the teams combined for only five runs in the first five innings of each game. USF tallied one run in the first inning of Game 3 and one run in the fourth inning of Game 1 while ISU scored only three runs in five innings; two in the first inning of Game 2 and one in the fourth in Game 3.

USF vs. ISU

The season started with a bang as junior shortstop Addison Maruszak rocked a home run over the left field fence to lead the Bulls to a 4-2 victory. On Saturday, a grand slam by junior outfielder Chris Rey in the bottom of the ninth propelled the game into extra innings, then a single by sophomore infielder Victor Pina in the bottom of the 12th gave USF a 6-5 edge. On Sunday, USF dropped to 2-1 with a 6-4 loss. The Bulls out-hit the Sycamores 30-25 and had three more extra-base hits (9-6) over the weekend.

Start It Up

With the Bulls' 4-2 victory on Feb. 22, USF is now 31-12 in season openers and is a perfect 6-0 since 2003 in the first game of the year.

PRESEASON NATIONAL POLLS

(USF opponents in bold>)

BASEBALL AMERICA	USA TODAY / ESPN
1. UCLA	1. Oregon St.
2. Arizona	2. North Carolina
3. Vanderbilt	3. Rice
4. Mississippi	4. UC-Irvine
5. North Carolina	5. Arizona St.
6. Missouri	6. Louisville
7. Oregon St.	7. Cal. St. Fullerton
8. Michigan	8. Mississippi St.
9. Arizona St.	9. Vanderbilt
10. Miami	10. South Carolina
11. San Diego	11. Wichita St.
12. South Carolina	12. Texas A&M
13. Long Beach St.	13. Clemson
14. Rice	14. Texas
15. Baylor	15. Florida St.
16. Texas	16. Mississippi
17. Virginia	17. Virginia
18. Fresno St.	18. Michigan
19. La.-Lafayette	19. Oklahoma St.
20. Wichita St.	20. San Diego
21. Texas A&M	21. Arkansas
22. Tulane	22. UCLA
23. Clemson	23. Coastal Carolina
24. East Carolina	23. Missouri
25. Old Dominion	25. Arizona

COLLEGIATE BASEBALL NEWSPAPER

NCBWA	COLLEGIATE BASEBALL NEWSPAPER
1. Arizona St.	1. Arizona
2. North Carolina	2. South Carolina
3. Rice	3. Arizona St.
4. South Carolina	4. Mississippi
5. Arizona	5. North Carolina
6. Texas	6. Rice
7. Mississippi	7. San Diego
8. Vanderbilt	8. Texas
9. San Diego	9. Wichita St.
10. Wichita St.	10. Michigan
11. Oregon St.	11. Vanderbilt
12. Miami	12. Florida St.
13. Florida St.	13. Clemson
14. Cal. St. Fullerton	14. Miami
15. Michigan	15. Missouri
16. Clemson	16. Cal. St. Fullerton
17. Missouri	17. Long Beach St.
18. Long Beach St.	18. UCLA
19. UCLA	19. Oregon St.
20. Texas A&M	20. Kentucky
21. Virginia	21. Fresno St.
22. UC Irvine	22. Texas A&M
23. Louisville	23. Louisville
24. Mississippi St.	24. Virginia
25. Kentucky	25. Georgia Tech
26. Baylor	26. UC Irvine
27. Oklahoma St.	27. Mississippi St.
28. La.-Lafayette	28. Baylor
29. Fresno State	29. Pepperdine
30. Coastal Carolina	30. Louisiana St.
31. Georgia Tech	31. Oklahoma St.
32. Pepperdine	32. La.-Lafayette
33. Southern Miss.	33. Southern Illinois
34. LSU	34. Southern Miss.
35. Arkansas	35. UC Riverside
	36. Stetson
	37. Coastal Carolina
	38. Nebraska
	39. California
	40. Oral Roberts

USF BULLS BASEBALL

USF - ISU Connection

USF offensive line coach Mike Simmonds is a graduate of Indiana State. Simmonds started 46 games and earned I-AA All-America honors for the Sycamore football team. While at ISU, his teams reached the I-AA Playoffs in 1983 and 1984 and he has since earned induction into the Indiana State Hall of Fame.

Bulls In National Spotlight

The National Collegiate Baseball Writers Association predicted the Bulls to be in the national spotlight again this year, as USF received votes in the Preseason NCBWA Top 35 Poll.

Watch for Sanford

Sophomore pitcher Shawn Sanford is on the Preseason Watch List for both the 2008 Brooks Wallace Player of the Year Award as well as the NCBWA Stopper of the Year. The Wallace Award is presented to the nation's top collegiate baseball player and the Stopper award is given to the top relief pitcher in NCAA Division I baseball. The right handed closer was also selected to the Rivals.Com 2007 Preseason All-Conference Team.

Fabulous 40

USF earned votes in Collegiate Baseball Newspaper's Fabulous 40 pre-season NCAA Division I poll, which placed the Bulls No. 44 in the country.

Top Three In The BIG EAST

The BIG EAST Conference coaches tabbed the Bulls the third-best team in the league in the 2008 preseason baseball poll.

Ranked Recruits

The coaching staff was honored by Collegiate Baseball Newspaper with the 43rd-best baseball recruiting class in the country. Head Coach Lelo Prado, along with assistants Lazer Collazo and Bryant Ward, added 28

newcomers to the 2008 USF squad, including 17 freshmen and 11 transfers.

BIG EAST Championship Comes To Florida

The 2008 BIG EAST Conference Baseball Championship will be held in Clearwater, Fla., at Bright House Networks Field May 20-24.

Seeing Stars

The University of South Florida baseball and softball teams launched their 2008 seasons in style on February 20, as the Bulls coaches and players laughed and dined among the giants of the game. The highlight of the evening saw Tampa Bay Rays manager Joe Maddon, Hall of Fame pitcher Jim Palmer, Yankees pitching coach and former Bull Dave Eiland and Yankee phenom Joba Chamberlain grace the stage for a question and answer session moderated by Tampa Bay sports media legend, Dick Crippen.

Preparing for Omaha

Red McEwen Field had a facelift earlier this season, as Coach Lelo Prado moved the fences in to match the dimensions of Rosenblatt Stadium, the home of the College World Series.

Bulls in the Draft

Five current Bulls have been selected in the Major League Baseball Draft. In 2007, Daniel Thomas was selected in the 44th round by the St. Louis Cardinals, while newcomers Stephen Hunt, Junior Carlin and Derrick Stultz were all drafted in the top 40 rounds. Out of high school, the Oakland Athletics picked Hunt in the 17th round, and the Boston Red Sox drafted Carlin in the 29th and Stultz in the 38th rounds. The class of 2006 included Shawn Sanford, who was chosen in the 43rd round by the Texas Rangers and the California Angels picked Brian Hobbs in the 41st round.

Players in the Pros

There are currently 15 former USF Bulls playing in the pros, including Ross Gload, who recently extended his contract with the Kansas City Royals and Chris Heintz, who played 24 games for the Minnesota Twins last season and is a non-roster invitee to the 2008 Orioles camp.

Meet My Brother-In-Law...

Head Coach Lelo Prado and volunteer assistant coach Tino Martinez are brothers-in-law; Prado's sister, Marie, is married to Martinez.

Playing the Best

Head coach Lelo Prado has scheduled six teams (17 games) that competed in the 2007 NCAA Tournament and recorded 40-plus wins last season. USF's 56-game schedule spans 21 teams from nine conferences, with 44 games played in the state of Florida and 35 at USF's Red McEwen Field in Tampa. The Bulls begin the season with 18 of their first 19 contests at home, and the first 26 of 28 games played in the Sunshine State.

Across the Nation

The players on USF's team come from seven states, including 30 from Florida and one from California, Georgia, Indiana, Maryland, New Jersey and New York.

Teammates Again

Seventeen players on the 2008 squad were teammates with at least one other Bull during high school: Ian MacGeorge and Doug Wagner - Bishop Moore; Chris Rey, Michael Anzivino, Andrew Salgueiro - Gulliver Prep; Ryan Lockwood, Jonathan Kosco, Kevin Quackenbush and Stephen Hunt - Tampa Jesuit; Kyle Eastham and Junior Carlin - Riverview; Addison Maruszak and Matt Stull - St. Petersburg Catholic; Charles Cleveland and Matt Quevedo - Tampa Catholic; Victor Pina and David Torcise - Westminster Christian.

USF BULLS BASEBALL

USF SUMMARY

Total	14-13
Conference.....	4-5
Non-Conf.....	10-8
Home.....	11-9
Away.....	3-4
Neutral.....	0-0
Day.....	3-6
Night.....	11-7
vs Left.....	4-4
vs Right.....	10-9
1-Run games.....	7-5
2-Run games.....	2-2
5+Run games.....	4-4
Extra inns.....	2-1
Shutouts.....	1-0
Scoring 0-2 runs.....	1-4
Scoring 3-5 runs.....	2-8
Scoring 6-9 runs.....	8-1
Scoring 10+ runs.....	3-0
Opponent 0-2 runs.....	5-0
Opponent 3-5 runs.....	3-4
Opponent 6-9 runs.....	5-8
Opponent 10+ runs.....	1-1
Scored in 1st inning.....	5-3
Scores first.....	9-6
Opp. scores first.....	5-7
After 6 leading.....	6-3
After 6 trailing.....	4-9
After 6 tied.....	4-1
After 7 leading.....	7-2
After 7 trailing.....	5-8
After 7 tied.....	2-2
After 8 leading.....	9-1
After 8 trailing.....	3-11
After 8 tied.....	2-0
Hit 0 home runs.....	5-12
Hit 1 home run.....	5-0
Hit 2+ home runs.....	4-1
Opponent 0 home runs.....	13-8
Opponent 1 home run.....	1-5
Opponent 2+ HRs.....	0-0
Made 0 errors.....	3-3
Made 1 error.....	6-2
Made 2+ errors.....	5-8
Opp. made 0 errors.....	0-3
Opp. made 1 error.....	5-3
Opp. made 2+ errors.....	9-7
Out-hit opponent.....	10-3
Out-hit by opponent.....	4-9
Hits are tied.....	0-1
On Monday.....	0-0
On Tuesday.....	3-2
On Wednesday.....	1-3
On Thursday.....	0-1
On Friday.....	4-0
On Saturday.....	5-3
On Sunday.....	1-4

USF at NYY Postgame Quotes

MIKE CONSOLMAGNO

"It was unbelievable. It really was a dream come true. Everything that happened, watching batting practice, watching my favorite players, it really was a great experience.

On getting the first hit ...

"That was really cool. I was sitting fastball, and I got a good pitch to hit and put it up the middle."

Special because he had 40 relatives and friends who flew in from Staten Island ...

"That was unbelievable. They're all there to support me. They didn't care what I did or anything. They were just really happy they came, happy I played."

Did you get to talk to any Yankees?

"I talked to Jeter at second base. Giambi's a great guy to talk to. Cano was cool. After I got the hit, Giambi was there and he said 'Good job.' I wanted like almost to hug him, I was so excited. I relaxed, said 'Hey, what's going on?' tried to make like it was cool."

ADDISON MARUSZAK, who got a shaving cream pie in the face about 45 seconds in, from Salguiero ...

"These are our heroes that we look up to. We watch TV and see them, so to play on the same field as them, it's unbelievable, it's like a dream come true."

On Baumann's grand slam

"I think he threw him an off-speed pitch, and he just caught it with the barrel, perfect. Like he would say, he desecrated it. He got it good. That's what hard work at practice does. He deserves it."

"They're our heroes, and you want to win every game, but having that, a situation like that, hearing the crowd go wild, it's a dream come true, that situation right there."

SHAWN SANFORD

"I wasn't expecting it [to start]. They told me five minutes before the game."

On hitting Jeter ...

"At first, competitively, you're thinking 'I've got to keep him there, I don't want him crossing the plate.' Then I got into the dugout, the guys are laughing, joking with me, and it turned into 'I hope I didn't hurt him. He's the starting shortstop in the All-Star Game.' He took his time getting to first, which let me know I got him pretty good."

"The first five I faced, look at that list right there, that's just an experience you can't give up, whether you give up no runs, which is obviously the way I'd like to have it, or I gave up 10 runs, I got a shot, I got to do it, and not a lot of people can say they did. It's a great experience."

On Jeter, whether he said anything about being hit...

"Joey at first base said he said 'Oh, it's going to happen all year.' I guess he kind of shrugged it off, which is good."

LELO PRADO

On what he said to the players ...

"I didn't say anything to them. I didn't talk to any of them. I knew they'd be nervous, and they were nervous, but they did well. I'm proud of them. This will be something they can build on and become better players from."

On the grand slam ...

"I wanted to get a hit, and we got the hit. I didn't want to get shut out. Eric put good wood on the ball. He's big and strong and was able to get it out of the ballpark. I'm just happy for him, because he's a great kid."

On getting back to college ball ...

"Tomorrow is the biggest game of the year for us. We've got to get back on track winning, and hopefully we'll bounce back. If we do, we'll be OK."

On Baumann. ...

"We need his big bat in the lineup. Hopefully that will give him a little confidence and he'll get going."

On Jeter getting plunked ...

"We were trying to go way away. We told him we're not going to get close to him. The ball got away from Shawn. We were trying to go away from all those guys. I wasn't going to be the coach that hurt Derek Jeter or A-Rod or one of those guys."

On Consolmagno ...

"It was good for him to be the guy that got the first hit. A big Yankee fan, and I know it's a great experience for him. Mikey's one of those guys who has played hard all year, and we're happy for him."

On Tino in pinstripes ...

"He changed on me. He spent five innings in our dug-out. I can't pay him as much as they can. That's the problem."

ERIC BAUMANN

"It's been a while since I've had a feeling like that."

"It's like any other game, you start getting mentally prepared, to do what you've been training so hard for for the past year, to get ready to have a good at-bat."

How he got to USF

"I talked to Danny Otero, to David Torcise, talking with those guys. I just started working out again, feeling good. I went to a game with those guys and said 'I want to play for a program like this.' It was a good fit for me."

"It's unbelievable. People dream about it. It's a once-in-a-lifetime opportunity. It's surreal. I'm just blessed, and so lucky to not only make this team, be on this team, not only to play the Yankees but have a huge hit. The only reason I had that hit was my teammates gave me the opportunity to come up. It's all about playing as a team, because without them, I wouldn't have this opportunity."

Did it feel like a home run off the bat?

"I knew I hit it hard. I wasn't sure. I just started running. I didn't know if it was going to go out or not. I just was running hard down the first-base line. I heard the crowd and finally looked up to see where the ball was. It wasn't there, so I guess it went out of the park. I thought 'Wow. That's unbelievable that I just did that.'"

USF BULLS BASEBALL

RECORD: 14-13 HOME: 11-9 AWAY: 3-4 BIG EAST: 4-5

Player	AVG	GP	GS	AB	R	H	2B	3B	HR	RBI	TB	SLG%	BB	HBP	SO	GDP	OB%	SF	SH	SB	ATT	PO	A	E	FLD%
ANGELBERGER	.400	26	25	85	23	34	8	0	3	16	51	.600	10	9	14	2	.505	1	6	2	4	183	15	2	.990
LOCKWOOD	.374	27	27	107	25	40	9	1	0	22	51	.477	13	3	17	1	.455	0	7	4	4	56	2	1	.983
SMITH	.363	27	25	80	17	29	3	1	2	20	40	.500	15	14	15	0	.518	3	2	4	8	73	47	6	.952
MARUSZAK	.346	27	27	104	23	36	5	0	3	16	50	.481	16	8	9	5	.462	2	1	0	3	42	91	12	.917
KOSCSO	.250	27	27	92	14	23	3	0	0	11	26	.283	6	11	14	1	.360	2	2	0	0	39	62	8	.927
REY	.239	27	26	92	16	22	3	0	4	15	37	.402	8	4	19	1	.324	1	1	1	1	44	2	1	.979
MANZ	.237	25	23	76	8	18	5	0	1	11	26	.342	10	3	18	3	.341	2	4	0	1	175	36	6	.972
CONSOLMAGNO	.222	26	16	54	10	12	1	0	0	2	13	.241	12	7	15	0	.425	0	3	5	8	10	1	1	.917
HOBBS	.214	24	22	84	10	18	5	0	3	10	32	.381	7	5	26	1	.306	2	1	1	1	24	0	1	.960
CARLIN	.333	7	1	6	4	2	1	0	0	2	3	.500	1	1	2	1	.500	0	0	0	0	4	1	0	1.000
PINA	.250	13	3	16	0	4	0	0	0	2	4	.250	1	0	3	0	.294	0	0	0	0	6	7	1	.929
HUNT	.227	10	5	22	1	5	2	0	1	9	10	.455	4	1	5	0	.357	1	0	0	0	12	2	2	.875
JOHNSON	.200	9	4	20	2	4	1	0	0	4	5	.250	0	0	5	0	.182	2	2	0	0	39	5	1	.978
CLEVELAND	.148	12	8	27	1	4	0	0	0	2	4	.148	5	0	8	1	.281	0	0	2	2	3	12	2	.882
BAUMANN	.087	14	4	23	1	2	0	0	0	3	2	.087	4	1	10	0	.250	0	0	0	0	0	0	0	.000
Totals	.285	27	27	888	155	253	46	2	17	145	354	.399	112	67	180	16	.399	16	29	19	32	728	312	45	.959
Opponents	.270	27	27	929	148	251	52	8	6	127	337	.363	100	31	220	7	.356	13	29	34	48	712	282	42	.959

LOB - Team (247), Opp (227). DPs turned - Team (14), Opp (26). CI - Team (1), JOHNSON 1, Opp (2). IBB - Team (3), CLEVELAND 1, SMITH 1, MARUSZAK 1. Picked off - LOCKWOOD 1, MARUSZAK 1, KOSCSO 1.

Player	ERA	W	L	APP	GS	CG	SHO	CBO	SV	IP	H	R	ER	BB	SO	2B	3B	HR	AB	B/Avg	WP	HBP	BK	SFA	SHA
SANFORD	2.74	4	2	16	0	0	0	0	5	23.0	21	10	7	13	25	5	0	0	82	.256	5	1	0	0	4
FONTANEZ	2.91	2	2	6	6	0	0	1	0	34.0	34	19	11	15	29	10	2	1	134	.254	2	3	0	0	0
PIETRZYK	3.27	2	1	13	0	0	0	0	1	22.0	18	13	8	7	14	2	0	0	76	.237	3	5	1	2	5
STULTZ	3.29	2	3	6	4	0	0	0	0	27.1	28	11	10	7	23	6	2	2	104	.269	4	2	0	0	1
QUEVEDO	3.79	0	1	6	6	0	0	0	0	35.2	30	18	15	11	30	5	0	0	129	.233	4	3	0	3	5
STULL	1.93	2	0	5	2	0	0	1	0	18.2	20	7	4	5	15	3	0	0	78	.256	1	3	0	0	2
THOMAS	3.72	0	1	5	4	0	0	0	0	19.1	20	12	8	5	25	3	2	1	71	.282	0	2	0	5	2
HUNT	3.86	0	1	10	0	0	0	0	0	7.0	3	5	3	7	8	0	0	0	24	.125	0	2	0	0	1
EASTHAM	5.73	1	0	7	1	0	0	0	0	11.0	16	9	7	7	11	4	1	0	49	.327	0	2	1	0	0
TORCISE	5.87	1	0	12	0	0	0	1	0	7.2	6	5	5	2	7	2	1	0	26	.231	1	2	2	0	1
WAGNER, D.	5.87	0	0	5	0	0	0	0	0	7.2	9	5	5	3	7	4	0	1	32	.281	3	3	0	0	1
QUACKENBUSH	8.44	0	0	4	1	0	0	0	0	5.1	7	5	5	6	7	0	0	0	22	.318	1	0	0	1	0
KAUFMAN	9.00	0	1	5	2	0	0	0	0	11.0	19	12	11	5	8	2	0	1	48	.396	0	1	0	1	3
MALLEY	9.00	0	0	3	0	0	0	0	0	2.0	1	2	2	2	2	0	0	0	7	.143	0	1	0	0	0
CARLIN	9.28	0	1	7	1	0	0	0	0	10.2	19	13	11	4	9	6	0	0	47	.404	2	0	0	1	3
ANZIVINO	54.00	0	0	1	0	0	0	0	0	0.1	0	2	2	1	0	0	0	0	0	.000	0	1	0	0	1
Totals	4.23	14	13	27	27	0	1	1	6	242.2	251	148	114	100	220	52	8	6	929	.270	26	31	4	13	29
Opponents	4.93	13	14	27	27	2	0	0	7	237.1	253	155	130	112	180	46	2	17	888	.285	16	67	2	16	29

PB - Team (1), MANZ 1, Opp (4). Pickoffs - Team (5), MANZ 3, STULTZ 1, TORCISE 1, Opp (3). SBA/ATT - MANZ (31-43), QUEVEDO (5-7), SANFORD (4-6), STULTZ (2-5), FONTANEZ (3-5), THOMAS (5-5), JOHNSON (3-4), PIETRZYK (3-4), EASTHAM (4-4), CARLIN (2-3), STULL (3-3), KAUFMAN (2-3), WAGNER, D. (0-1), TORCISE (0-1), MALLEY (1-1).

INNING-BY-INNING SUMMARY

	1	2	3	4	5	6	7	8	9	EX	Total
USF	12	21	14	18	12	24	15	23	14	2	155
Opponents	12	15	18	26	14	20	17	20	5	1	148

USF BULLS BASEBALL

TEAM GAME HIGHS

Batting

Batting		
At bats:	47	vs Indiana State (Feb 23)
Runs scored:	17	vs UCF (Apr 01)
Hits:	17	vs UCF (Apr 01)
RBI's:	16	vs UCF (Apr 01)
Doubles:	5	vs Indiana State (Feb 24)
	5	vs UCF (Apr 01)
Triples:	1	vs Oklahoma (Mar 19)
	1	vs UCF (Apr 01)
Home runs:	3	vs Savannah State (Mar 08)
	3	vs Seton Hall (Mar 15)
Total bases:	27	vs UCF (Apr 01)
Walks:	16	vs Savannah State (Mar 09)
Strikeouts:	12	vs Oklahoma State (Feb 28)
	12	vs Georgetown (Mar 29)
Sac hits:	5	vs Georgetown (Mar 30)
Sac flies:	3	vs Savannah State (Mar 08)
Stolen bases:	3	vs Indiana State (Feb 22)
	3	vs Savannah State (Mar 08)
	3	vs Georgetown (Mar 28)
Hit by pitch:	9	vs Savannah State (Mar 09)
Caught stealing:	2	vs Cincinnati (Mar 22)
Runners LOB:	21	vs Savannah State (Mar 09)
Hit into DP:	3	vs Savannah State (Mar 09)
	3	vs Seton Hall (Mar 15)
	3	vs Georgetown (Mar 30)

Fielding

Putouts:	36	vs Indiana State (Feb 23)
Assists:	18	vs Seton Hall (Mar 16)
Errors:	5	vs Cincinnati (Mar 22)
Passed balls:	1	vs North Florida (Mar 26)
DP's turned:	2	vs Seton Hall (Mar 16)

Pitching

Innings pitched:	12.0	vs Indiana State (Feb 23)
Runs allowed:	14	vs Oklahoma State (Mar 02)
Earned runs:	8	vs Northwestern (Mar 01)
	8	vs Georgetown (Mar 30)
Walks allowed:	9	vs Oklahoma State (Mar 02)
Strikeouts:	15	vs Oklahoma State (Feb 28)
Hits allowed:	17	vs Oklahoma State (Mar 02)
Doubles allowed:	5	vs Oklahoma State (Mar 02)
Triples allowed:	3	vs Cincinnati (Mar 21)
Homers allowed:	1	(6 times)
Wild pitches:	3	vs Indiana State (Feb 23)
	3	vs Savannah State (Mar 09)
Hit batters:	4	vs UCF (Apr 01)

INDIVIDUAL GAME HIGHS

Batting

At bats:	6	(4 times)
Runs scored:	4	KOSCSO vs Cincinnati (Mar 21)
	4	LOCKWOOD vs UCF (Apr 01)
Hits:	4	CONSOLMAGNO vs Seton Hall (Mar 15)
	4	ANGELBERGER vs Georgetown (Mar 30)
RBI's:	4	(4 times)
Doubles:	3	HOBBS vs Indiana State (Feb 24)
Triples:	1	LOCKWOOD vs Oklahoma (Mar 19)
	1	SMITH vs UCF (Apr 01)
Home runs:	1	(17 times)
Total bases:	7	HUNT vs UCF (Apr 01)
Walks:	3	MARUSZAK vs Savannah State (Mar 09)
	3	HOBBS vs Savannah State (Mar 09)
Strikeouts:	3	(7 times)
Sac hits:	2	JOHNSON vs Georgetown (Mar 30)
Sac flies:	1	(16 times)
Stolen bases:	1	(19 times)
Hit by pitch:	3	ANGELBERGER vs Savannah State (Mar 09)
Caught stealing:	2	SMITH vs Cincinnati (Mar 22)
Runners LOB:	6	JOHNSON vs Oklahoma State (Mar 02)

Fielding

Putouts:	14	MANZ vs Oklahoma State (Feb 28)
	14	ANGELBERGER vs Seton Hall (Mar 15)
	14	ANGELBERGER vs Georgetown (Mar 29)
Assists:	6	KOSCSO vs Seton Hall (Mar 15)
	6	MARUSZAK vs North Florida (Mar 26)
Errors:	2	(4 times)
Passed balls:	1	MANZ vs North Florida (Mar 26)

Pitching

Innings pitched:	8.0	FONTANEZ vs Georgetown (Mar 28)
Runs allowed:	7	QUEVEDO vs Northwestern (Mar 01)
Earned runs:	7	QUEVEDO vs Northwestern (Mar 01)
Walks allowed:	4	FONTANEZ vs Oklahoma State (Mar 02)
	4	QUEVEDO vs Savannah State (Mar 08)
	4	KAUFMAN vs Florida Atlantic (Mar 11)
Strikeouts:	9	FONTANEZ vs Savannah State (Mar 08)
Hits allowed:	10	FONTANEZ vs Cincinnati (Mar 22)
Doubles allowed:	4	FONTANEZ vs Cincinnati (Mar 22)
Triples allowed:	2	STULTZ vs Bethune-Cookman (Mar 05)
	2	THOMAS vs Cincinnati (Mar 21)
Homers allowed:	1	(6 times)
Wild pitches:	3	QUEVEDO vs Indiana State (Feb 23)
Hit batters:	3	STULL vs UCF (Apr 01)

STARTING LINEUP BY SPOT

(Team W-L record when starter)

LEADOFF:		
CONSOLMAGNO	10	(5-5)
MARUSZAK	9	(4-4)
LOCKWOOD	9	(5-4)
2ND SPOT:		
KOSCSO	8	(6-2)
ANGELBERGER	8	(3-5)
SMITH	5	(3-2)
MARUSZAK	3	(0-3)
CARLIN	2	(1-0)
LOCKWOOD	2	(1-1)
3RD SPOT:		
LOCKWOOD	13	(7-6)
MARUSZAK	11	(6-5)
ANGELBERGER	4	(1-2)
CLEANUP:		
HOBBS	14	(8-6)
MARUSZAK	5	(4-1)
SMITH	4	(1-3)
LOCKWOOD	4	(1-2)
REY	1	(0-1)
5TH SPOT:		
SMITH	13	(7-5)
REY	8	(5-3)
MANZ	3	(1-2)
BAUMANN	2	(0-2)
JOHNSON	1	(0-1)
HOBBS	1	(1-0)
6TH SPOT:		
MANZ	8	(5-3)
REY	6	(1-4)
HOBBS	6	(4-2)
JOHNSON	2	(1-1)
BAUMANN	2	(1-1)
ANGELBERGER	2	(1-1)
HUNT	1	(0-1)
SMITH	1	(1-0)
7TH SPOT:		
MANZ	9	(5-4)
ANGELBERGER	7	(5-2)
HUNT	4	(1-2)
SMITH	2	(0-2)
REY	2	(2-0)
CLEVELAND	2	(1-1)
CONSOLMAGNO	1	(0-1)
HOBBS	1	(0-1)
8TH SPOT:		
KOSCSO	7	(4-2)
ANGELBERGER	5	(4-1)
REY	5	(1-4)
CLEVELAND	4	(2-2)
MANZ	3	(2-1)
SMITH	1	(0-1)
HUNT	1	(1-0)
JOHNSON	1	(0-1)
CONSOLMAGNO	1	(0-1)
9TH SPOT:		
KOSCSO	13	(4-9)
REY	5	(4-1)
CONSOLMAGNO	4	(3-1)
PINA	3	(3-0)
CLEVELAND	2	(0-2)
JOHNSON	1	(0-0)

USF BULLS BASEBALL

Starting Lineup by Batting Order Position

	1	2	3	4	5	6	7	8	9	Pitcher
ISU	Lockwood	Koscso	Maruszak	Hobbs	Rey	Angelberger	Cleveland	Manz	Consolmagno	Thomas
ISU	Lockwood	Smith	Maruszak	Hobbs	Rey	Manz	Angelberger	Cleveland	Koscso	Quevedo
ISU	Lockwood	Smith	Maruszak	Hobbs	Rey	Johnson	Cleveland	Consolmagno	Koscso	Fontanez
OSU	Lockwood	Angelberger	Maruszak	Hobbs	Manz	Rey	Cleveland	Koscso	Thomas	Sanford
NYU*	Consolmagno	Lockwood	Maruszak	Hobbs	Manz	Rey	Cleveland	Angelberger	Koscso	Quevedo
NU	Consolmagno	Lockwood	Maruszak	Hobbs	Rey	Manz	Angelberger	Cleveland	Koscso	Fontanez
OSU	Consolmagno	Lockwood	Maruszak	Hobbs	Johnson	Rey	Smith	Cleveland	Koscso	Kaufman
FGCU	Lockwood	Smith	Maruszak	Hobbs	Manz	Rey	Angelberger	Koscso	Cleveland	Stultz
B-CU	Lockwood	Koscso	Maruszak	Rey	Baumann	Manz	Angelberger	Smith	Cleveland	Quevedo
SSU	Lockwood	Smith	Maruszak	Hobbs	Rey	Manz	Angelberger	Koscso	Pina	Fontanez
SSU	Lockwood	Koscso	Maruszak	Hobbs	Rey	Smith	Angelberger	Manz	Pina	Quackenbush
SSU	Lockwood	Smith	Maruszak	Hobbs	Manz	Rey	Angelberger	Koscso	Pina	Kaufman
FAU	Consolmagno	Koscso	Lockwood	Maruszak	Smith	Hobbs	Manz	Angelberger	Rey	Stultz
UNF	Consolmago	Koscso	Lockwood	Maruszak	Smith	Hobbs	Manz	Angelberger	Rey	Thomas
SHU	Consolmagno	Koscso	Lockwood	Maruszak	Smith	Hobbs	Manz	Angelberger	Rey	Fontanez
SHU	Consolmagno	Koscso	Lockwood	Maruszak	Smith	Hobbs	Manz	Angelberger	Rey	Quevedo
OU	Consolmagno	Maruszak	Lockwood	Hobbs	Smith	Angelberger	Manz	Rey	Koscso	Stultz
OU	Maruszak	Angelberger	Lockwood	Hobbs	Smith	Baumann	Manz	Rey	Koscso	Carlin
UC	Maruszak	Angelberger	Lockwood	Hobbs	Smith	Bauman	Manz	Rey	Koscso	Thomas
UC	Consolmagno	Maruszak	Angelberger	Lockwood	Smith	Hobbs	Manz	Rey	Koscso	Fontanez
UC	Consolmagno	Maruszak	Angelberger	Lockwood	Smith	Manz	Hunt	Rey	Koscso	Quevedo
FGCU	Maruszak	Angelberger	Lockwood	Hobbs	Smith	Manz	Rey	Koscso	Consolmagno	Stull
UNF	Maruszak	Angelberger	Lockwood	Smith	Rey	Manz	Hunt	Koscso	Consolmagno	Eastham
GU	Maruszak	Angelberger	Lockwood	Smith	Hobbs	Manz	Rey	Hunt	Koscso	Fontanez
GU	Maruszak	Angelberger	Lockwood	Smith	Baumann	Rey	Hobbs	Manz	Koscso	Quevedo
GU	Maruszak	Angelberger	Lockwood	Smith	Rey	Hunt	Consolmagno	Johnson	Koscso	Stultz
UCF										

* exhibition game

HITTING STREAKS

	Longest	Current
LOCKWOOD	10	10
KOSCSCO	8	3
SMITH	7	7
MARUSZAK	6	6
ANGELBERGER	5	2
MANZ	4	-
HOBBS	4	-
REY	4	-
JOHNSON	2	2
CLEVELAND	2	-
CONSOLMAGNO	2	2
HUNT	2	1
PINA	2	-
BAUMANN	1	-
CARLIN	1	1

STARTING LINEUP BY POSITION

(Team W-L record when starter)

PITCHER:		
QUEVEDO	6	(3-3)
FONTANEZ	6	(3-3)
THOMAS	4	(3-1)
STULTZ	4	(1-3)
EASTHAM	2	(0-1)
STULL	2	(2-0)
KAUFMAN	2	(1-1)
QUACKENBUSH	1	(1-0)
CARLIN	1	(0-1)
CATCHER:		
MANZ	23	(13-10)
JOHNSON	5	(1-3)
FIRST BASE:		
ANGELBERGER	19	(10-8)
SMITH	9	(4-5)
SECOND BASE:		
KOSCSCO	21	(11-10)
MARUSZAK	7	(3-3)
THIRD BASE:		
SMITH	17	(8-8)
CLEVELAND	8	(3-5)
PINA	3	(3-0)
SHORTSTOP:		
MARUSZAK	21	(11-10)
KOSCSCO	7	(3-3)
LEFT FIELD:		
REY	27	(13-13)
CARLIN	1	(1-0)
CENTER FIELD:		
LOCKWOOD	28	(14-13)
RIGHT FIELD:		
HOBBS	16	(8-8)
CONSOLMAGNO	6	(2-4)
ANGELBERGER	5	(4-1)
CARLIN	1	(0-0)
DESIGNATED HITTER:		
CONSOLMAGNO	10	(6-4)
HUNT	6	(2-3)
HOBBS	6	(5-1)
BAUMANN	4	(1-3)
ANGELBERGER	2	(0-2)

MULTIPLE HIT GAMES

	2	3	4	5+	Tot
LOCKWOOD	10	4	-	-	14
MARUSZAK	5	7	-	-	12
ANGELBERGER	7	3	1	-	11
SMITH	7	1	-	-	8
REY	7	-	-	-	7
MANZ	5	-	-	-	5
HOBBS	4	1	-	-	5
KOSCSCO	5	-	-	-	5
JOHNSON	1	-	-	-	1
HUNT	-	1	-	-	1
CARLIN	1	-	-	-	1
CONSOLMAGNO	-	-	1	-	1
PINA	1	-	-	-	1
TEAM	53	17	2	0	72

MULTIPLE RBI GAMES

	2	3	4	5+	Tot
LOCKWOOD	5	1	-	-	6
ANGELBERGER	4	1	-	-	5
SMITH	2	1	1	-	4
MARUSZAK	3	1	-	-	4
REY	2	-	1	-	3
HUNT	1	-	1	-	2
HOBBS	2	-	-	-	2
KOSCSCO	-	1	-	-	1
MANZ	-	-	1	-	1
CARLIN	1	-	-	-	1
TEAM	20	5	4	0	29

USF - HOME RUNS

No.	Player	Gm#	Date	Opponent	Pitcher	On Base	Inn	Outs	Count	Score	Final
1.	MARUSZAK	1	Feb 22	Indiana State	Williams	*0	8	0	1-1	3-1	W, 4-2
2.	REY	2	Feb 23	Indiana State	Dawson	3	9	1	3-2	1-5	W, 6-5
3.	MARUSZAK	5	Mar 1	Northwestern	Jensen	1	5	1	1-0	4-2	W, 9-8
4.	SMITH	6	Mar 2	Oklahoma State	Blandford	1	2	0	0-0	0-0	L, 3-14
5.	HOBBS	6	Mar 2	Oklahoma State	Blandford	0	3	2	3-0	2-0	L, 3-14
6.	HOBBS	9	Mar 8	Savannah State	Allegretti	*0	2	0	2-0	0-0	W, 12-6
7.	SMITH	9	Mar 8	Savannah State	Oglesby	3	8	0	0-2	3-6	W, 12-6
8.	MANZ	9	Mar 8	Savannah State	Kidwell	3	8	0	3-2	7-6	W, 12-6
9.	REY	13	Mar 12	North Florida	Pryor	*0	5	0	0-0	3-0	W, 7-1
10.	ANGELBERGER	13	Mar 12	North Florida	Turner	*0	7	0	2-1	4-0	W, 7-1
11.	MARUSZAK	14	Mar 15	Seton Hall	Singer	1	9	2	2-2	4-4	W, 6-4
12.	REY	15	Mar 15	Seton Hall	Black	0	5	1	2-2	0-3	W, 7-6
13.	HOBBS	15	Mar 15	Seton Hall	Black	1	6	1	2-1	1-3	W, 7-6
14.	ANGELBERGER	15	Mar 15	Seton Hall	Dirocco	1	8	1	0-0	4-6	W, 7-6
15.	ANGELBERGER	19	Mar 21	at Cincinnati	Osterbrock	0	1	1	1-1	0-0	W, 14-10
16.	REY	19	Mar 21	at Cincinnati	Osterbrock	*0	4	0	1-2	6-6	W, 14-10
17.	HUNT	27	Apr. 1	at UCF	E. Stobbs	0	3	1	2-1	6-1	W, 17-4

* - leadoff homerun

USF BULLS BASEBALL

2008 NUMERICAL ROSTER

No.	Name	Pos.	B-T	Ht.	Wt.	Class	Hometown/ Previous School
2	Brandon Smith	1B/DF	L-R	6-0	195	Jr.	Sacramento, Calif./Sac. City CC/College Park HS
3	Joey Angelberger	DF/1B	R-R	6-0	210	Sr.	Dunedin, Fla./Dunedin HS
4	Mike Consolmagno	DF	L-L	5-7	152	Jr.	Staten Island, N.Y./St. Joseph By The Sea
5	Trey Manz	C	L-R	6-1	185	Jr.	Columbus, Ga./Chipola CC/Shaw HS
6	Ryan Lockwood	DF	L-R	5-10	175	RsFr.	Tampa, Fla./Florida/Jesuit HS
7	Randy Fontanez	RHP	R-R	6-1	175	Fr.	Oviedo, Fla./Oviedo HS
8	Addison Maruszak	SS	R-R	6-1	195	Jr.	Pinellas Park, Fla./St. Petersburg Catholic
9	Charles Cleveland	1B/RHP	R-R	6-1	200	Sr.	Tampa, Fla./Florida State/Tampa Catholic
10	Jonathan Koscsco	3B	R-R	5-11	175	Fr.	Tampa, Fla./Jesuit HS
11	Chris Rey	DF	R-R	6-1	190	Jr.	Miami, Fla./Miami Dade JC/Gulliver Prep
12	Shawn Sanford	RHP	R-R	6-0	205	So.	Cinnaminson, N.J./Cinnaminson HS
13	Victor Pina	3B	R-R	5-10	200	So.	Miami, Fla./Westminster Christian HS
14	Andrew Longley	C	R-R	6-3	180	Fr. (RS)	Tampa, Fla./Sickles HS
15	Ian MacGeorge	DF	R-R	6-4	195	Fr. (RS)	Altamonte Springs, Fla./Bishop Moore HS
16	Brian Hobbs	DF	R-R	6-2	230	Jr.	Hurlock, MD/Chipola CC/North Caroline HS
19	Derrick Stultz	RHP	R-R	6-3	190	Fr.	Tampa, Fla./Wharton HS
21	Drew Malley	RHP	R-R	6-4	225	Fr.	Tampa, Fla./Gaither HS
20	Kevin Quackenbush	RHP	R-R	6-3	195	Fr.	Tampa, Fla./Jesuit HS
22	Teddy Kaufman	LHP	L-L	5-11	185	RsSo.	Miami, Fla./Miami/Miami Killian HS
24	Matt Stull	RHP	R-R	6-5	210	RsFr.	St. Petersburg, Fla./St. Petersburg Catholic
25	Kyle Eastham	RHP	R-R	6-2	175	Fr.	Riverview, Fla./Riverview HS
26	Daniel Thomas	RHP	R-R	6-2	200	Jr.	Tampa, Fla./Gaither HS
27	Doug Wagner	RHP	R-R	6-1	215	Fr.	Orlando, Fla./Bishop Moore HS
29	Jordan McGillis	INF	R-R	5-10	160	Fr. (RS)	Evansville, Ind./Memorial HS
30	Junior Carlin	DF/LHP	L-L	6-0	170	Fr.	Riverview, Fla./Riverview HS
31	Stephen Hunt	LHP/1B	L-L	5-10	190	Fr.	Tampa, Fla./Jesuit HS
33	Todd Brazeal	1B/DF	R-R	6-3	230	Fr.	Tampa, Fla./Chamberlain HS
34	Zach Pietrzyk	RHP	R-R	6-1	185	Fr.	Valrico, Fla./Bloomingdale HS
35	Ryan Garcia	C/1B	R-R	6-3	235	So. (RS)	Miami, Fla./Brevard CC/Miami Sunset HS
36	Michael Anzivino	RHP	S-R	6-5	210	Fr.	Miami, Fla./Gulliver Prep
37	Matt Quevedo	RHP	R-R	6-1	170	So.	Tampa, Fla./Tampa Catholic
38	Cory Johnson	C	L-R	6-0	185	So.	Lake Worth, Fla./Liberty Univ./Kings Academy
39	Eric Baumann	DH	R-R	5-11	195	Sr.	Tampa, Fla./Duke/Armwood HS
40	Andrew Salgueiro	RHP	R-R	5-11	200	Jr.*	Miami, Fla./Louisville/Gulliver Prep
91	David Torcise	LHP	L-L	6-1	185	Sr.	Homestead, Fla./Louisville/Westminster Christian HS

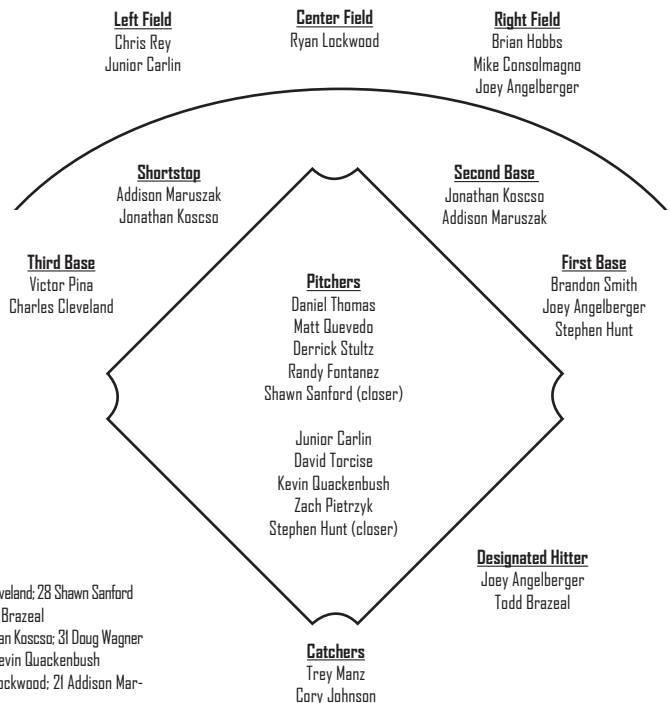
*Must sit out 2008 season due to NCAA transfer rules

- 1 Lelo Prado, Head Coach
- 42 Lazer Collazo, Assistant Coach
- 18 Bryant Ward, Assistant Coach
- 23 Tino Martinez, Volunteer Assistant Coach
- 32 Greg Parris, Director of Baseball Operations

- Second season at USF, 19th season overall
- Second season at USF
- Second season at USF
- Second season at USF
- Seventh season at USF

ALPHABETICAL

No.	Name
3	Joey Angelberger
36	Michael Anzivino
39	Eric Baumann
33	Todd Brazeal
30	Junior Carlin
9	Charles Cleveland
4	Mike Consolmagno
25	Kyle Eastham
7	Randy Fontanez
35	Ryan Garcia (RS)
16	Brian Hobbs
31	Stephen Hunt
38	Cory Johnson
22	Teddy Kaufman
10	Jonathan Koscsco
6	Ryan Lockwood
14	Andrew Longley (RS)
15	Ian MacGeorge (RS)
21	Drew Malley
5	Trey Manz
8	Addison Maruszak
29	Jordan McGillis (RS)
34	Zach Pietrzyk
13	Victor Pina
20	Kevin Quackenbush
37	Matt Quevedo
11	Chris Rey
40	Andrew Salgueiro
12	Shawn Sanford
2	Brandon Smith
24	Matt Stull
19	Derrick Stultz
26	Daniel Thomas
91	David Torcise
27	Doug Wagner



PRONUNCIATION GUIDE

Coach Lelo Prado	Lell-0
Coach Lazer Collazo	Coy-ah-zo
Joey Angelberger	Angel-burger
Mike Anzivino	An-za-veen-o
Eric Baumann	Baugh-man
Todd Brazeal	Bra-zeel
Junior Carlin	Car-LEEn
Mike Consolmagno	Con-sol-MAG-no
Kyle Eastham	East Ham
Jonathan Koscsco	Kos-co
Ian MacGeorge	Mc-George
Addison Maruszak	Mar-ew-zak
Zach Pietrzyk	PEE-trick
Victor Pina	PEE-ya
Matt Quevedo	Ka-vey-doe
Andrew Salgueiro	Sal-gerr-e-o
David Torcise	Tore-EE-cee

BREAKDOWNS


By Class	
Freshmen	17
Sophomores	6
Juniors	8
Seniors	5
By State	
California	1
Florida	30
Georgia	1
Indiana	1
Maryland	1
New Jersey	1
New York	1

BIRTHDAYS

- January** - 11 Brian Hobbs; 11 Stephen Hunt
- February** - 4 Joey Angelberger; 9 Ryan Garcia; 10 Daniel Thomas; 12 Cory Johnson; 12 Dexter Butler
- March** - 3 Michael Anzivino; 11 Matt Stull; 23 Derrick Stultz; 25 Ian MacGeorge;
- April** - 16 Andrew Salgueiro
- May** - 4 Teddy Kaufman; 18 Randy Fontanez; 25 Kyle Eastham
- June** - 6 Junior Carlin

- July** - 18 Jordan McGillis
- August** - 14 Drew Malley; 22 David Torcise; 26 Charles Cleveland; 28 Shawn Sanford
- September** - 1 Trey Manz; 10 Brandon Smith; 25 Todd Brazeal
- October** - 1 Eric Baumann; 5 Andrew Longley; 28 Jonathan Koscsco; 31 Doug Wagner
- November** - 3 Mike Consolmagno; 25 Chris Rey; 28 Kevin Quackenbush
- December** - 1 Victor Pina; 2 Matt Quevedo; 18 Ryan Lockwood; 21 Addison Maruszak; 28 Zach Pietrzyk

USF BULLS BASEBALL



On June 16, 2006, Lelo Prado, a native of Cuba who grew up in Tampa before embarking on an ultra-successful college coaching career that includes back-to-back NCAA Division II National Championships in his hometown, returned to Tampa to become the fifth coach in the USF baseball program's history.

In his first season with the Bulls, Prado led the squad into the Final Four of the 2007 BIG EAST Conference Championship, completing his inaugural USF campaign with a 36-24 record and a 13-14 conference clip.

Prado earned his 600th career win just two games into his rookie year at USF, and now holds a 632-451-2 mark after 19 years as a collegiate head coach.

Four Bulls from his squad were selected in the 2007 Major League Baseball Draft, with picks coming in the 21st, 38th, 44th and 48th rounds.

In 2007 he coached three BIG EAST all-conference players as well as five College Baseball Foundation National Players of the Week

and seven players who earned nine weekly league awards.

Prado led the team to a 9-0 start, which boosted the Bulls into the national spotlight. At the end of February, College Baseball News ranked USF No. 30 in their national weekly poll and the Bulls received votes in the USA Today/ESPN and National Collegiate Baseball Writers Association polls.

Prado, 44, joined USF from the University of Louisville, where in 11 seasons he became that school's all-time winningest coach with 320 victories. In addition to his first year at USF, his 19 seasons as a head coach include seven at the University of Tampa and 11 at the University of Louisville. A proven winner, Prado has collected two Division II National Championships (1992, 1993), eight NCAA appearances and three Division II World Series appearances. At Louisville, he took the program to its first-ever NCAA appearance in 2002 and he was the 2002 Conference USA Coach of the Year, the same year he won USA Baseball Coach of the Year honors.

During his time at Louisville, Prado compiled more wins than any other coach in Cardinal history. He surpassed Dr. John Heldman Jr. (309) when he registered win No. 310 on May 7, 2006 (a 9-6 win over the No. 8-ranked Notre Dame Fighting Irish). The Cardinals closed the 2006 season with a 12-game winning streak before falling in the championship game of the BIG EAST Conference Championship, posting a 31-29 record with a third-place regular season finish (17-10) in the team's initial year in the BIG EAST.

Prado guided the Cardinals to 11-consecutive conference tournament appearances, including 10-straight in Conference USA, as Louisville was one of three teams in the league that advanced to the C-USA Tournament in each of the conference's first 10 seasons, joining Southern Miss and Tulane.

He was the only coach in Louisville baseball history to record more than two 30-win seasons, tallying seven (31 in '98, 37 in '99, 32 in '01, 39 in '02, 34 in '03, 32 in '05 and 31 in '06).

Under Prado, the team earned its first-ever postseason appearance in 2002, advancing to the NCAA Regional in Atlanta, Ga. Prado led UofL to a single-season record 39 wins in 2002, as well as an all-time best conference record of 21-9, placing second. During the 2002 season, Prado also guided the USA Baseball National Team as its head coach, the first coach in C-USA history to do so, leading the collegiate amateur squad to a 23-7 record, and a silver medal at the first-ever FISU World University Baseball Championships in Messina, Italy. The team also captured the gold medal at the Haarlem Baseball Week in Haarlem, The Netherlands, and defeated the Japanese Collegiate All-Stars three games to two, in the 31st annual USA/Japan Collegiate Championship Series.

In 2000, he was one of three assistant coaches on the under-22 USA National Team, which posted an all-time best 27-3-1 record and featured college stars like Mark Teixeira, Mark Prior, Xavier Nady and fellow C-USA member Jake Gautreau. Prado served on the USA Baseball selection committee from 1995-1998 and helped select the '96 Olympic bronze medal winning squad.

During his 11 years at Louisville, Prado saw 20 players (Matt Berger, Danny Haas, James McAuley, Jorge Maduro, Mike Davis, Brian Bentley, Sean Green, Chad Petty, Justin Woodrow, Bill Gatti Jr., Key Voshell, Adam Haley, Grant Williams, Josh Bolen, Carlos Fernandez, Ron Braun, Mark Jurich, Scott Barber, J.T. Lafountain

PRADO'S YEAR-BY-YEAR RESULTS

YEAR	SCHOOL	RECORD	POSTSEASON
1989	Tampa	37-18-1	South Region Finalist
1990	Tampa	45-14	NCAA World Series
1991	Tampa	34-17	South Region Finalist
1992	Tampa	42-19	NCAA National Champion
1993	Tampa	43-21	NCAA National Champion
1994	Tampa	36-18	South Region Finalist
1995	Tampa	41-17	South Region Finalist
1996	Louisville	18-36	C-USA Tournament
1997	Louisville	23-32	C-USA Tournament
1998	Louisville	31-24	C-USA Tournament
1999	Louisville	37-19	C-USA Tournament
2000	Louisville	17-37-1	C-USA Tournament
2001	Louisville	32-29	C-USA Tournament
2002	Louisville	39-18	NCAA Regional
2003	Louisville	34-23	C-USA Tournament
2004	Louisville	26-30	C-USA Tournament
2005	Louisville	32-24	C-USA Tournament
2006	Louisville	31-29	C-USA Tournament
2007	USF	34-26	BIG EAST Tournament
Total (19 years)		598-425-2	

and Brian Halford) make the pro ranks.

Before he was hired at Louisville in June of 1995, Prado spent seven seasons as the head coach at the University of Tampa. In his seven seasons at Tampa, Prado compiled a 278-124-1 record, the winningest record in UT's history, averaging nearly 40 wins per season. His .691 winning percentage ranks among the top 10 in Division II history. In addition to the two national championships, his teams also reached the College World Series in 1990, finishing third, and were an NCAA South Region finalist in each of his other four seasons as head coach (1989, 1991, 1994 and 1995).

He was named the ABCA National Coach of the Year in 1992 and 1993, and he was the South Region Coach of the Year in 1990, 1992 and 1993. He also won conference coach of the year in 1989, 1990 and 1995 and was inducted into the Sunshine State Conference Hall of Fame in 1995. His No. 1 jersey is retired at Tampa.

Prado coached 17 first or second team All-America selections at Tampa, including national player of the year Sam Militello in 1990, two Academic All-Americans, 43 All-South Region picks and 32 All-Sunshine State Conference Selections.

During his tenure at Tampa, seven Spartans were drafted by major league clubs, nine of whom played pro ball and four have reached the major leagues, including Tino Martinez (Yankees), Jeff Carter (Chicago White Sox), Ozzie Timmons (Chicago Cubs) and Militello (Yankees).

Prado served as Assistant Director of Athletics at Tampa, focusing on fundraising and community support coordination. Prado has also worked with the Nicaraguan National Baseball Team.

After playing two seasons at Hillsborough Community College, he completed his college career at Tampa in 1985, where he earned a bachelor's degree in adult fitness.

He was an assistant coach at Hillsborough one year (1985) before accepting a similar position at Tampa, where he worked as an assistant for three seasons (1986-88) prior to his advancement as the Spartans' head coach. His first coaching experience was leading the District VI All-Stars to the 1982 Big League World Series.

Prado and his wife, Pam, have three sons, Jason, Tyler and Zach.

PRADO'S COLLEGIATE CAREER

UNIVERSITY OF SOUTH FLORIDA

2007 (1 YEAR)
Head Coach, 34-26
BIG EAST Conference tournament

UNIVERSITY OF LOUISVILLE

1995-2006 (11 YEARS)
Head Coach, 320-301-1
Eight NCAA appearances
11 C-USA tournament appearances
Seven 30-win seasons

UNIVERSITY OF TAMPA

1989-1995 (7 YEARS)
Head Coach, 278-124-1
1993 NCAA D-II National Championship
1992 NCAA D-II National Championship
Three D-II World Series appearances

UNIVERSITY OF TAMPA

1986-88, Assistant Coach

HILLSBOROUGH COMMUNITY COLLEGE

1985, Assistant Coach

NCAA POSTSEASON APPEARANCES

Tampa (D-II): Three (1990, 1992, 1993)
Louisville: One (2002)

PRADO'S COACHING HIGHLIGHTS

AWARDS

Conference USA Coach of the Year, 2002
USA Baseball Selection Committee, 1995, 1997, 1998
USA Baseball Olympic Team Selection Committee, 1996
Sunshine State Conference Hall of Fame Induction, 1995
Sunshine State Conference Coach of the Year, 1989, 1990, 1995
South Region Coach of the Year, 1993
ABCA (D-II) National Coach of the Year, 1992, 1993
South Region Coach of the Year, 1990, 1992

USA NATIONAL TEAM, 2002

Head Coach, 23-7 record
Won USA/Japan Collegiate Championship Series
Gold medal at Haarlem Baseball Week
Silver medal at FISU World University Baseball Championships

U-22 USA NATIONAL TEAM, 2000

Assistant Coach, 27-3-1 record

NICARAGUAN NATIONAL BASEBALL TEAM

Assistant Coach

DISTRICT VI ALL-STARS, 1982

Head Coach

USF BULLS BASEBALL

INDIVIDUAL CAREER HISTORY

ANGELBERGER, Joey

Year	Avg	GP	GS	AB	R	H	2B	3B	HR	RBI	TB	SLG%	BB	HBP	SO	GDP	OB%	SF	SH	SB	ATT	PO	A	E	FLD%
2005	.299	45	28	137	23	41	8	0	4	31	61	.445	4	0	34	2	.319	0	2	1	2	64	64	6	.955
2006	.267	56	56	202	31	54	9	1	6	36	83	.411	31	1	56	0	.361	4	2	4	7	115	11	10	.926
2007	.277	57	55	191	30	53	7	2	3	28	73	.382	15	10	51	1	.358	2	4	0	1	97	5	4	.962
2008	.400	26	25	85	23	34	8	0	3	16	51	.600	10	9	14	2	.505	1	6	2	4	183	15	2	.990
TOTAL	.296	184	164	615	107	182	32	3	16	111	268	.436	60	20	155	5	.373	7	14	7	14	459	95	22	.962

ANZIVINO, Michael

Year	ERA	W	L	App	GS	CG	SHO	CBO	SV	IP	H	R	ER	BB	SO	2B	3B	HR	BF	B/Avg	WP	HBP	SFA	SHA	BK
2008	54.00	0	0	1	0	0	0	0	0	0.1	0	2	2	1	0	0	0	0	3	.000	0	1	0	1	0
TOTAL	54.00	0	0	1	0	0	0	0	0	0.1	0	2	2	1	0	0	0	0	3	.000	0	1	0	1	0

BAUMANN, Eric

Year	Avg	GP	GS	AB	R	H	2B	3B	HR	RBI	TB	SLG%	BB	HBP	SO	GDP	OB%	SF	SH	SB	ATT	PO	A	E	FLD%
2008	.087	14	4	23	1	2	0	0	0	3	2	.087	4	1	10	0	.250	0	0	0	0	0	0	0	.000
TOTAL	.087	14	4	23	1	2	0	0	0	3	2	.087	4	1	10	0	.250	0	0	0	0	0	0	0	.000

CARLIN, Junior - Batting

Year	Avg	GP	GS	AB	R	H	2B	3B	HR	RBI	TB	SLG%	BB	HBP	SO	GDP	OB%	SF	SH	SB	ATT	PO	A	E	FLD%
2008	.333	7	1	6	4	2	1	0	0	2	3	.500	1	1	2	1	.500	0	0	0	0	4	1	0	1.000
TOTAL	.333	7	1	6	4	2	1	0	0	2	3	.500	1	1	2	1	.500	0	0	0	0	4	1	0	1.000

CARLIN, Junior - Pitching

Year	ERA	W	L	App	GS	CG	SHO	CBO	SV	IP	H	R	ER	BB	SO	2B	3B	HR	BF	B/Avg	WP	HBP	SFA	SHA	BK
2008	9.28	0	1	7	1	0	0	0	0	10.2	19	13	11	4	9	6	0	0	55	.404	2	0	1	3	0
TOTAL	9.28	0	1	7	1	0	0	0	0	10.2	19	13	11	4	9	6	0	0	55	.404	2	0	1	3	0

CLEVELAND, Charles

Year	Avg	GP	GS	AB	R	H	2B	3B	HR	RBI	TB	SLG%	BB	HBP	SO	GDP	OB%	SF	SH	SB	ATT	PO	A	E	FLD%
2007	.260	38	29	100	13	26	5	0	0	20	31	.310	17	5	25	0	.387	2	1	2	3	9	6	0	1.000
2008	.148	12	8	27	1	4	0	0	0	2	4	.148	5	0	8	1	.281	0	0	2	2	3	12	2	.882
TOTAL	.236	50	37	127	14	30	5	0	0	22	35	.276	22	5	33	1	.365	2	1	4	5	12	18	2	.938

CONSOLMAGNO, Mike

Year	Avg	GP	GS	AB	R	H	2B	3B	HR	RBI	TB	SLG%	BB	HBP	SO	GDP	OB%	SF	SH	SB	ATT	PO	A	E	FLD%
2006	.164	44	11	55	7	9	0	0	0	9	9	.164	16	1	17	0	.361	0	1	2	3	27	2	1	.967
2007	.298	47	29	94	36	28	3	3	0	7	37	.394	32	8	22	0	.507	0	6	12	15	65	1	6	.917
2008	.222	26	16	54	10	12	1	0	0	2	13	.241	12	7	15	0	.425	0	3	5	8	10	1	1	.917
TOTAL	.241	117	56	203	53	49	4	3	0	18	59	.291	60	16	54	0	.448	0	10	19	26	102	4	8	.930

EASTHAM, Kyle

Year	ERA	W	L	App	GS	CG	SHO	CBO	SV	IP	H	R	ER	BB	SO	2B	3B	HR	BF	B/Avg	WP	HBP	SFA	SHA	BK
2008	5.73	1	0	7	1	0	0	0	0	11.0	16	9	7	7	11	4	1	0	58	.327	0	2	0	0	1
TOTAL	5.73	1	0	7	1	0	0	0	0	11.0	16	9	7	7	11	4	1	0	58	.327	0	2	0	0	1

FONTANEZ, Randy

Year	ERA	W	L	App	GS	CG	SHO	CBO	SV	IP	H	R	ER	BB	SO	2B	3B	HR	BF	B/Avg	WP	HBP	SFA	SHA	BK
2008	2.91	2	2	6	6	0	0	1	0	34.0	34	19	11	15	29	10	2	1	152	.254	2	3	0	0	0
TOTAL	2.91	2	2	6	6	0	0	1	0	34.0	34	19	11	15	29	10	2	1	152	.254	2	3	0	0	0

HOBBS, Brian

Year	Avg	GP	GS	AB	R	H	2B	3B	HR	RBI	TB	SLG%	BB	HBP	SO	GDP	OB%	SF	SH	SB	ATT	PO	A	E	FLD%
2008	.214	24	22	84	10	18	5	0	3	10	32	.381	7	5	26	1	.306	2	1	1	1	24	0	1	.960
TOTAL	.214	24	22	84	10	18	5	0	3	10	32	.381	7	5	26	1	.306	2	1	1	1	24	0	1	.960

USF BULLS BASEBALL

HUNT, Stephen - Batting

Year	Avg	GP	GS	AB	R	H	2B	3B	HR	RBI	TB	SLG%	BB	HBP	SO	GDP	OB%	SF	SH	SB	ATT	PO	A	E	FLD%
2008	.227	10	5	22	1	5	2	0	1	9	10	.455	4	1	5	0	.357	1	0	0	0	12	2	2	.875
TOTAL	.227	10	5	22	1	5	2	0	1	9	10	.455	4	1	5	0	.357	1	0	0	0	12	2	2	.875

HUNT, Stephen - Pitching

Year	ERA	W	L	App	GS	CG	SHO	CBO	SV	IP	H	R	ER	BB	SO	2B	3B	HR	BF	B/Avg	WP	HBP	SFA	SHA	BK
2008	3.86	0	1	10	0	0	0	0	0	7.0	3	5	3	7	8	0	0	0	34	.125	0	2	0	1	0
TOTAL	3.86	0	1	10	0	0	0	0	0	7.0	3	5	3	7	8	0	0	0	34	.125	0	2	0	1	0

JOHNSON, Cory

Year	Avg	GP	GS	AB	R	H	2B	3B	HR	RBI	TB	SLG%	BB	HBP	SO	GDP	OB%	SF	SH	SB	ATT	PO	A	E	FLD%
2008	.200	9	4	20	2	4	1	0	0	4	5	.250	0	0	5	0	.182	2	2	0	0	39	5	1	.978
TOTAL	.200	9	4	20	2	4	1	0	0	4	5	.250	0	0	5	0	.182	2	2	0	0	39	5	1	.978

KAUFMAN, Teddy

Year	ERA	W	L	App	GS	CG	SHO	CBO	SV	IP	H	R	ER	BB	SO	2B	3B	HR	BF	B/Avg	WP	HBP	SFA	SHA	BK
2008	9.00	0	1	5	2	0	0	0	0	11.0	19	12	11	5	8	2	0	1	58	.396	0	1	1	3	0
TOTAL	9.00	0	1	5	2	0	0	0	0	11.0	19	12	11	5	8	2	0	1	58	.396	0	1	1	3	0

KOSCSO, Jonathan

Year	Avg	GP	GS	AB	R	H	2B	3B	HR	RBI	TB	SLG%	BB	HBP	SO	GDP	OB%	SF	SH	SB	ATT	PO	A	E	FLD%
2008	.250	27	27	92	14	23	3	0	0	11	26	.283	6	11	14	1	.360	2	2	0	0	39	62	8	.927
TOTAL	.250	27	27	92	14	23	3	0	0	11	26	.283	6	11	14	1	.360	2	2	0	0	39	62	8	.927

LOCKWOOD, Ryan

Year	Avg	GP	GS	AB	R	H	2B	3B	HR	RBI	TB	SLG%	BB	HBP	SO	GDP	OB%	SF	SH	SB	ATT	PO	A	E	FLD%
2008	.374	27	27	107	25	40	9	1	0	22	51	.477	13	3	17	1	.455	0	7	4	4	56	2	1	.983
TOTAL	.374	27	27	107	25	40	9	1	0	22	51	.477	13	3	17	1	.455	0	7	4	4	56	2	1	.983

MALLEY, Drew

Year	ERA	W	L	App	GS	CG	SHO	CBO	SV	IP	H	R	ER	BB	SO	2B	3B	HR	BF	B/Avg	WP	HBP	SFA	SHA	BK
2008	9.00	0	0	3	0	0	0	0	0	2.0	1	2	2	2	2	0	0	0	10	.143	0	1	0	0	0
TOTAL	9.00	0	0	3	0	0	0	0	0	2.0	1	2	2	2	2	0	0	0	10	.143	0	1	0	0	0

MANZ, Trey

Year	Avg	GP	GS	AB	R	H	2B	3B	HR	RBI	TB	SLG%	BB	HBP	SO	GDP	OB%	SF	SH	SB	ATT	PO	A	E	FLD%
2008	.237	25	23	76	8	18	5	0	1	11	26	.342	10	3	18	3	.341	2	4	0	1	175	36	6	.972
TOTAL	.237	25	23	76	8	18	5	0	1	11	26	.342	10	3	18	3	.341	2	4	0	1	175	36	6	.972

MARUSZAK, Addison

Year	Avg	GP	GS	AB	R	H	2B	3B	HR	RBI	TB	SLG%	BB	HBP	SO	GDP	OB%	SF	SH	SB	ATT	PO	A	E	FLD%
2006	.284	56	55	204	30	58	14	1	1	26	77	.377	27	9	24	8	.390	1	9	2	6	116	138	17	.937
2007	.329	60	60	210	45	69	13	0	4	44	94	.448	24	18	24	5	.429	7	10	6	7	56	131	21	.899
2008	.346	27	27	104	23	36	5	0	3	16	50	.481	16	8	9	5	.462	2	1	0	3	42	91	12	.917
TOTAL	.315	143	142	518	98	163	32	1	8	86	221	.427	67	35	57	18	.421	10	20	8	16	214	360	50	.920

PIETRZYK, Zach

Year	ERA	W	L	App	GS	CG	SHO	CBO	SV	IP	H	R	ER	BB	SO	2B	3B	HR	BF	B/Avg	WP	HBP	SFA	SHA	BK
2008	3.27	2	1	13	0	0	0	0	1	22.0	18	13	8	7	14	2	0	0	95	.237	3	5	2	5	1
TOTAL	3.27	2	1	13	0	0	0	0	1	22.0	18	13	8	7	14	2	0	0	95	.237	3	5	2	5	1

PINA, Victor

Year	Avg	GP	GS	AB	R	H	2B	3B	HR	RBI	TB	SLG%	BB	HBP	SO	GDP	OB%	SF	SH	SB	ATT	PO	A	E	FLD%
2007	.000	5	0	4	0	0	0	0	0	0	0	.000	0	0	2	0	.000	0	0	0	0	1	1	0	1.000
2008	.250	13	3	16	0	4	0	0	0	2	4	.250	1	0	3	0	.294	0	0	0	0	6	7	1	.929
TOTAL	.200	18	3	20	0	4	0	0	0	2	4	.200	1	0	5	0	.238	0	0	0	0	7	8	1	.938

USF BULLS BASEBALL

QUACKENBUSH, Kevin

Year	ERA	W	L	App	GS	CG	SHO	CBO	SV	IP	H	R	ER	BB	SO	2B	3B	HR	BF	B/Avg	WP	HBP	SFA	SHA	BK
2008	8.44	0	0	4	1	0	0	0	0	5.1	7	5	5	6	7	0	0	0	29	.318	1	0	1	0	0
TOTAL	8.44	0	0	4	1	0	0	0	0	5.1	7	5	5	6	7	0	0	0	29	.318	1	0	1	0	0

QUEVEDO, Matt

Year	ERA	W	L	App	GS	CG	SHO	CBO	SV	IP	H	R	ER	BB	SO	2B	3B	HR	BF	B/Avg	WP	HBP	SFA	SHA	BK
2007	4.06	4	3	16	12	2	1	0	0	71.0	73	48	32	28	44	14	2	2	322	.261	5	6	2	6	0
2008	3.79	0	1	6	6	0	0	0	0	35.2	30	18	15	11	30	5	0	0	151	.233	4	3	3	5	0
TOTAL	3.97	4	4	22	18	2	1	0	0	106.2	103	66	47	39	74	19	2	2	473	.252	9	9	5	11	0

REY, Chris

Year	Avg	GP	GS	AB	R	H	2B	3B	HR	RBI	TB	SLG%	BB	HBP	SO	GDP	OB%	SF	SH	SB	ATT	PO	A	E	FLD%
2008	.239	27	26	92	16	22	3	0	4	15	37	.402	8	4	19	1	.324	1	1	1	1	44	2	1	.979
TOTAL	.239	27	26	92	16	22	3	0	4	15	37	.402	8	4	19	1	.324	1	1	1	1	44	2	1	.979

SANFORD, Shawn

Year	ERA	W	L	App	GS	CG	SHO	CBO	SV	IP	H	R	ER	BB	SO	2B	3B	HR	BF	B/Avg	WP	HBP	SFA	SHA	BK
2007	3.10	3	4	32	4	0	0	3	11	72.2	53	27	25	29	63	5	4	2	304	.204	6	5	4	6	1
2008	2.74	4	2	16	0	0	0	0	5	23.0	21	10	7	13	25	5	0	0	100	.256	5	1	0	4	0
TOTAL	3.01	7	6	48	4	0	0	3	16	95.2	74	37	32	42	88	10	4	2	404	.216	11	6	4	10	1

SMITH, Brandon

Year	Avg	GP	GS	AB	R	H	2B	3B	HR	RBI	TB	SLG%	BB	HBP	SO	GDP	OB%	SF	SH	SB	ATT	PO	A	E	FLD%
2008	.363	27	25	80	17	29	3	1	2	20	40	.500	15	14	15	0	.518	3	2	4	8	73	47	6	.952
TOTAL	.363	27	25	80	17	29	3	1	2	20	40	.500	15	14	15	0	.518	3	2	4	8	73	47	6	.952

STULL, Matt

Year	ERA	W	L	App	GS	CG	SHO	CBO	SV	IP	H	R	ER	BB	SO	2B	3B	HR	BF	B/Avg	WP	HBP	SFA	SHA	BK
2008	1.93	2	0	5	2	0	0	1	0	18.2	20	7	4	5	15	3	0	0	89	.256	1	3	0	2	0
TOTAL	1.93	2	0	5	2	0	0	1	0	18.2	20	7	4	5	15	3	0	0	89	.256	1	3	0	2	0

STULTZ, Derrick

Year	ERA	W	L	App	GS	CG	SHO	CBO	SV	IP	H	R	ER	BB	SO	2B	3B	HR	BF	B/Avg	WP	HBP	SFA	SHA	BK
2008	3.29	2	3	6	4	0	0	0	0	27.1	28	11	10	7	23	6	2	2	114	.269	4	2	0	1	0
TOTAL	3.29	2	3	6	4	0	0	0	0	27.1	28	11	10	7	23	6	2	2	114	.269	4	2	0	1	0

THOMAS, Daniel

Year	ERA	W	L	App	GS	CG	SHO	CBO	SV	IP	H	R	ER	BB	SO	2B	3B	HR	BF	B/Avg	WP	HBP	SFA	SHA	BK
2005	3.84	9	4	18	13	0	0	2	0	84.1	79	43	36	42	51	17	2	8	362	.260	5	6	5	5	0
2006	4.76	3	6	15	15	0	0	0	0	81.1	102	55	43	41	73	14	4	2	381	.315	7	5	4	7	1
2007	1.27	2	1	5	5	0	0	1	0	28.1	24	10	4	11	25	6	1	0	123	.231	1	6	1	1	0
2008	3.72	0	1	5	4	0	0	0	0	19.1	20	12	8	5	25	3	2	1	85	.282	0	2	5	2	0
TOTAL	3.84	14	12	43	37	0	0	3	0	213.1	225	120	91	99	174	40	9	11	951	.280	13	19	15	15	1

TORCISE, David

Year	ERA	W	L	App	GS	CG	SHO	CBO	SV	IP	H	R	ER	BB	SO	2B	3B	HR	BF	B/Avg	WP	HBP	SFA	SHA	BK
2008	5.87	1	0	12	0	0	0	1	0	7.2	6	5	5	2	7	2	1	0	31	.231	1	2	0	1	2
TOTAL	5.87	1	0	12	0	0	0	1	0	7.2	6	5	5	2	7	2	1	0	31	.231	1	2	0	1	2

WAGNER, Doug

Year	ERA	W	L	App	GS	CG	SHO	CBO	SV	IP	H	R	ER	BB	SO	2B	3B	HR	BF	B/Avg	WP	HBP	SFA	SHA	BK
2008	5.87	0	0	5	0	0	0	0	0	7.2	9	5	5	3	7	4	0	1	39	.281	3	3	0	1	0
TOTAL	5.87	0	0	5	0	0	0	0	0	7.2	9	5	5	3	7	4	0	1	39	.281	3	3	0	1	0