

2006-07

men's basketball game notes

USF Bulls (11-10, 2-5 BIG EAST) vs. Marquette Golden Eagles (18-4, 5-2 BIG EAST)

The University of South Florida men's basketball team continues its three-game BIG EAST homestand versus No. 15 Marquette Sunday afternoon. Game time at the Sun Dome is set for 2 p.m. Television coverage isn't scheduled, but the game can be viewed live on GoUSFBulls.com. Sunday's matchup with Marquette marks the first between the two programs as members of the BIG EAST conference. The Golden Eagles own a 12-2 all-time series lead, with a majority of those meetings coming in Conference USA action. The Bulls last defeated MU during 1988-99 campaign.

BULLS POST RECORD-SETTING LEAGUE VICTORY

USF's 62-40 BIG EAST victory over Rutgers Wednesday night was important for a number of reasons.

DATE: Jan. 28, 2007

TIP-OFF: 2 p.m. ET

LOCATION: Sun Dome (10,411)

TELEVISION: None. Live stream on GoUSFBulls.com

RADIO: WHNZ 1250 AM will carry Sunday's game versus Marquette. T.J. Rives (play-by-play) and Jim Lighthall (color analyst) have the call in their 10th season together.

USF'S LAST TIME OUT: The Bulls picked up their second league victory with a 62-40 win over Rutgers. Four Bulls finished with double figures in points, led by Kentrell Gransberry's 13.

MU'S LAST TIME OUT: Marquette's fifth-straight win came with an 89-76 decision over Seton Hall. Four players reached double figures and the Golden Eagles shot 57.9 percent from the floor.

SERIES HISTORY: Marquette leads 12-2

LAST MEETING: MU 66, USF 64 (January 15, 2005)

USF CONTACT INFO: USF Assistant Sports Information Director Scott Kuykendall handles all media relations responsibilities for the men's basketball program. He can be reached at 813-298-2021 (H/C) or 813-974-7099 (O); or via email at skuyken@admin.usf.edu.

WEB SITE: GoUSFBulls.com

RU CONTACT INFO: Mike Broeker handles the media relations duties for the Golden Eagles. He can be reached at (414) 288-5287 or mike.broeker@marquette.edu.

WEB SITE: gomarquette.com

USF SCOREBOARD

DATE	OPPONENT	RESULT/TIME
Nov. 13	Buffalo	W, 77-61
Nov. 17	South Carolina St.	W, 82-69
Nov. 21	FIU	W, 79-50
Nov. 27	Stetson	W, 77-72 (2OT)
Dec. 5	Richmond	L, 56-46
Dec. 7	at Winston-Salem State	W, 63-43
Dec. 9	at East Carolina	W, 65-52
	Duel In The Desert (Las Vegas, NV)	
Dec. 17	vs. Norfolk St.	W, 87-56
Dec. 18	vs. TAMU-Corpus Christi	L, 69-63
Dec. 19	at UNLV	L, 74-59
Dec. 22	Missouri St.	L, 81-69
Dec. 27	at UAB	L, 78-62
Dec. 29	vs. Wake Forest	W, 75-67
	(St. Pete Times Forum)	
Dec. 31	Bethune-Cookman	W, 82-49
Jan. 2	at No. 14 UConn #	L, 69-50
Jan. 7	at No. 10 Pittsburgh #	L, 69-48
Jan. 10	Louisville #	L, 81-55
Jan. 14	Cincinnati #	W, 74-59
Jan. 17	at West Virginia #	L, 69-58
Jan. 21	at No. 20 Notre Dame #	L, 82-58
Jan. 24	Rutgers #	W, 62-40
Jan. 28	No. 15 Marquette #	2 p.m.
Feb. 3	Notre Dame #	8 p.m.
Feb. 7	at St. John's # (Catch 47)	7:30 p.m.
Feb. 10	at Louisville #	3 p.m.
Feb. 14	Syracuse # (Catch 47)	7 p.m.
Feb. 17	DePaul # (ESPN 360)	7 p.m.
Feb. 24	at Seton Hall # (Catch 47)	8 p.m.
Feb. 28	Providence # (ESPN 360)	7 p.m.
Mar. 3	at DePaul # (ESPN 360)	2 p.m.
Mar. 7-10	BIG EAST Championship	TBA
	(Madison Square Garden)	

All game times subject to change.

= indicates BIG EAST Conference game.

Running With The Bulls (schedule is tentative and subject to change)

Sunday	Monday	Tuesday	Wednesday	Thursday	Friday	Saturday
1 p.m. at Notre Dame	3 p.m. - 6 p.m. Practice	3 p.m. - 6 p.m. Practice	7 p.m. vs. Rutgers	Off Day	3 p.m. - 6 p.m. Practice	3 p.m. - 6 p.m. Practice
						Sunday 2 p.m. vs. Marquette

USF Men's Basketball Game Notes

Page 2



When referring to the University, please be aware of the following policy regarding usage.

First references to the school and its intercollegiate athletics program should always be the "University of South Florida."

The only secondary references used should be "USF" or "Bulls." Please refrain from using "South Florida, S. Florida, South Fla." or any other similar combination.

MEDIA SERVICES

MBB SID: Scott Kuykendall

Email: skuyken@admin.usf.edu

Work Phone: 813-974-7099

Home/Cell Phone: . . 813-298-2021

CREDENTIALS

Credential requests should be directed to Scott Kuykendall, assistant sports information director, at 4202 E. Fowler Ave., ATH100, Tampa, FL 33620-8600 or sent via email - skuyken@admin.usf.edu.

INTERVIEW POLICY

Please contact Scott Kuykendall to arrange an interview with USF coach Robert McCullum, a member of the coaching staff or a player.

USF players will not disclose their home phone numbers or their cellular phone numbers so please do not request that information. Players have been asked to politely decline interviews that have not been cleared with the USF Sports Information Office. All telephone interviews will take place from either the Sports Information Office or the Men's Basketball Office. Player interviews will not be conducted on gamedays until standard post-game procedures occur.

USF practices are generally open to the media. Please contact Kuykendall if you plan to attend practice. USF practices are scheduled from 3 p.m. to 6 p.m. on weekdays but are subject to change so please contact Kuykendall in advance.

The win kept USF in the race for one of the 12 positions in the league tournament and with victories over the Scarlet Knights and Cincinnati, USF would hold the tiebreaker over both programs, should the final standings remain as closely contested as they are right now.

The team's defensive effort held Rutgers to just 27.6 percent (16-of-58) from the field, the fifth-lowest by a USF opponent in school history. That mark included a 1-of-17 (5.9 percent) effort by the Scarlet Knights from behind the 3-point line.

VERDEJO JUMP STARTS OFFENSE AGAINST RUTGERS

After coming off the bench in each of his previous two appearances, sophomore guard Jesus Verdejo returned to the starting lineup against Rutgers.

The Arizona transfer provided an early offensive spark for the Bulls, netting all of his 10 points in the opening 16 minutes of the game. He finished 4-of-6 from the field and 2-of-3 from long distance. He also chipped in three assists, three steals and two rebounds in 25 minutes of action.

SUN DOME A WELCOME SIGHT FOR USF

USF's current three-game homestand will allow the Bulls to remain in Tampa for nearly three weeks and more importantly keep the squad from traveling to nationally ranked foes.

Three of the first four conference road outings (No. 14 Connecticut, No. 10 Pittsburgh and No. 20 Notre Dame) came against opponents ranked in the top-25 at the time of the matchup. The fourth came at West Virginia, which dropped out of the rankings just two days prior to the game.

Of the four road contests to date in BIG EAST action, only Notre Dame featured a destination the Bulls had visited in 2005-06. USF played UConn and West Virginia at home and didn't face PITT at all last year.

SIZING UP THE RACE IN THE BIG EAST

As the midway point of the 2006-07 BIG EAST schedule rapidly approaches, the only thing for certain is that many questions will be left to be answered in the closing days of the regular season.

As of Jan. 26, nine of the 16 conference programs own three-or-fewer league victories and only preseason favorite Pittsburgh has managed to collect six wins.

The Bulls hope to finish among the top 12 programs in the regular season and earn their first-ever bid to the conference tournament at Madison Square Garden.

BOZEMAN RECEIVES RUDE INTRODUCTION TO BIG EAST

After displaying the ability to contribute offensively on a consistent basis during the non-conference portion of the schedule, freshman Solomon Bozeman has found the transition tougher in BIG EAST action.

In USF's 14 non-league contests, Bozeman reached double figures in 10 outings. He averaged 14.0 points, 4.6 assists and 3.3 rebounds per game while shooting over 38 percent from the floor.

USF IN THE NCAA STATS

as of 1/22/07

BLOCKS PER GAME

McHugh Mattis4th (4.1 bpg.)

FREE THROW PERCENTAGE

Solomon Bozeman27th (.886)

FIELD GOAL PERCENTAGE

McHugh Mattist44th (.564)

USF Men's Basketball Game Notes

Page 3

INJURY REPORT

Player (Injury)	Status
Cann (knee)	Out
Williams (knee)	Out
Curry (achilles)	Out for season

STAT COMPARISON

stats as of 1/26/07

	USF	MU
Overall Record:	11-10	18-4
Scoring Offense:	66.2	73.7
Scoring Defense:	64.1	62.8
3-PT FG Percentage:	33.5	33.1
FT Percentage:	65.6	63.8

INDIVIDUAL LEADERS

SCORING

USF	MU
Buckley 15.9	James16.5
Gransberry . 14.9	McNeal14.7

REBOUNDING

USF	MU
Gransberry . 10.8	Barro6.8
Mattis 6.8	Matthews5.3

FIELD GOAL PERCENTAGE

USF	MU
Gransberry .59.3	Barro61.4
Mattis56.8	Fitzgerald . . .48.9

FREE THROW PERCENTAGE

USF	MU
Bozeman . . . 88.8	McNeal71.0
Buckley 80.3	Matthews68.9

CAREER GAMES PLAYED

	Career Games	Career Starts	Consec. Games	Consec. Starts
Bozeman	21	19	21	--
Buckley	50	50	50	50
Cann	4	1	--	--
Capko	60	30	3	--
Gransberry	14	13	14	13
Howard	5	4	5	4
Lovett	28	--	11	--
Mattis	50	43	50	35
Richardson	47	12	1	--
Rubens	3	--	--	--
Saaka	20	2	20	--
Verdejo	13	10	3	1
Williams	10	2	--	--

PROBABLE STARTERS

USF

NAME	POS.	PPG.	RPG.	APG.	FG%	FT%
Chris Howard	G	5.6	3.2	5.6	.323	.533
Jesus Verdejo	G	9.1	1.9	2.6	.435	.585
Melvin Buckley	F	15.9	4.8	1.2	.405	.803
McHugh Mattis	F	12.2	6.8	1.4	.568	.560
Kentrell Gransberry	C	14.9	10.8	1.2	.593	.521

Marquette

NAME	POS.	PPG.	RPG.	APG.	FG%	FT%
Dominic James	G	16.5	2.6	4.6	.430	.623
Jerel McNeal	G	14.7	4.7	4.2	.412	.710
Wesley Matthews	G	12.6	5.3	2.3	.463	.689
Lazar Hayward	F	6.1	3.4	0.1	.437	.634
Ousmane Barro	F	8.8	6.8	0.3	.614	.640

In seven conference games to date, the rookie guard has netted 10-or-more points in a single outing just once. He is chipping in just 5.1 points, 3.9 assists and 2.3 boards per night, while shooting 28.6 percent from the floor overall and 21.1 percent from long distance.

STARTERS RESPONSIBLE FOR SCORING LOAD

Injuries have played a key role in depleting the depth of the USF roster, making it difficult for the Bull coaching staff to get any type of consistent offensive production from the team's reserves.

Through 21 games this season, USF is averaging just 8.3 points per game off the bench and has collected a total of just 30 points (10 points by Verdejo at WVU) from its non-starters in the first seven BIG EAST contests of the campaign.

The starting five is currently producing 94.0 percent of USF's 57.9 points-per-game in conference matchups.

If you exclude the matchup with Norfolk St., when Kentrell Gransberry and Jesus Verdejo came off the bench in their respective USF debuts, Bull reserves are contributing just 5.7 points per game.

GRANSBERRY MUST WAIT TO RANK AMONG BEST

In the latest BIG EAST statistics, junior center Kentrell Gransberry's scoring (14.9 ppg.), rebounding (10.8 rpg.) and field goal percentage (.693) are all good enough to rank among the league's best.

Unfortunately for the mid-year transfer, a player must see action in 75 percent of his team's games to qualify for the national standards. Gransberry has played in 14 games since becoming eligible and should he play in each of the squad's remaining outings, he would suddenly show up in the rankings following the Feb. 24 matchup at DePaul.

In league games only, Gransberry does rank among the conference's best in scoring (8th, 16.1 ppg.), rebounding (2nd, 9.9 prg.), field goal percentage (10th, .558), offensive rebounds (1st, 4.43 orpg.) and defensive rebounds (8th, 5.43 drpg.).

STATISTICAL COMPARISON

Team	G	FG	FGA	PCT	3PT	3PA	PCT	FT	FTA	PCT	REB	AVG	PF-DQ	A	TO	BS	ST	PTS	AVG
MU	22	582	1278	.455	129	390	.331	328	514	.638	810	36.8	438-9	317	339	84	226	1621	73.7
USF	21	472	1034	.456	105	313	.335	342	521	.656	758	36.1	359-7	313	359	111	135	1391	66.2

USF Men's Basketball Game Notes

Page 4

USF IN THE BIG EAST STATS

as of 1/26/07

Team

SCORING OFFENSE:13th (66.2)
SCORING DEFENSE:9th (64.1)
FT PERCENTAGE:13th (65.6)
FG PERCENTAGE:8th (45.6)
ASSISTS:6th (14.90)
STEALS:11th (6.43)
BLOCKED SHOTS:3rd (5.29)
FG PCT. DEFENSE:7th (.405)
OFFENSIVE REBOUNDS: . .14th (10.71)
DEFENSIVE REBOUNDS: . .4th (25.38)
3-PT FG's MADE:14th (105)

Individual

SCORING

Melvin Buckley8th (15.9 ppg.)
McHugh Mattis27th (12.2 ppg.)

REBOUNDING

McHugh Mattis14th (6.8 rpg.)

FIELD GOAL PERCENTAGE

McHugh Mattis9th (56.8)

FREE THROW PERCENTAGE

Solomon Bozeman3rd (88.8)

BLOCKS

McHugh Mattis1st (3.90 bpg.)

ASSISTS

Solomon Bozeman .11th (4.38 apg.)

3-PT FIELD GOALS MADE

Melvin Buckley . .4th (2.81 3-pt pg.)

DEFENSIVE REBOUNDS

McHugh Mattis . . .11th (4.81 drpg.)

2006-07 USF ROSTER

NO.	NAME	POS.	HT.	WT.	CL.	HOMETOWN
1	Kentrell Gransberry	C	6-9	270	Jr.-TR	Baton Rouge, La.
2	Melvyn Richardson	F	6-7	235	Sr.-1L	Santo Domingo, Dom. Republic
3	Melvin Buckley	F	6-7	215	Sr.-1L	Chicago, Ill.
10	Chris Capko	G	6-1	185	Sr.-2L	Lakeland, Fla.
11	Jared Rubens [1]	G/F	6-5	185	Fr.-HS	Miami, Fla.
12	Dante Curry RS	G	6-4	175	Fr.-HS	Kissimmee, Fla.
15	McHugh Mattis	F	6-6	190	Sr.-1L	N. Lauderdale, Fla.
20	Eddie Lovett [1]	G	6-0	180	Jr.-SQ	Riviera Beach, Fla.
21	Adamu "Amu" Saaka	G/F	6-6	195	Fr.-HS	Decatur, Ga.
22	Solomon Bozeman	G	6-0	165	Fr.-HS	Magnolia, Ark.
23	Jesus Verdejo	G	6-4	205	So.-TR	Carolina, Puerto Rico
24	Chris Howard	G	6-3	200	Fr.-RS	Lorton, Va.
32	Aris Williams	F	6-9	235	So.-TR	Columbia, Md.
33	Bobby Torres [1]	G	6-0	160	So.-HS	Fort Myers, Fla.
34	Zaronn Cann	F	6-6	250	Fr.-RS	Seffner, Fla.
	Aaron Holmes RS	G/F	6-5	180	Fr.-RS	St. Petersburg, Fla.

Head Coach: Robert McCullum (4th season)

Assistant Coaches: Frank Burnell, Charles Cunningham, Greg Gary

RS = will redshirt in 2006-07.

[1] = indicates walk-on

LOVETT GETS A CASE OF SENIORITIS

Walk on Eddie Lovett, who joined the team last season, is on track to graduate this spring. His desire to complete his athletic eligibility, however, led him to pick up a second major. His senior season with the Bulls will now come in 2007-08.

MATTIS HOLDING BLOCK PARTY ON A NIGHTLY BASIS

Just 50 games into his USF career, senior forward McHugh Mattis can already find his name on the program's career block list.

At just 6-6, 190, Mattis is not the prototypical shot blocker. He swats a majority of his shots while helping out on a teammate's man or closing out on the perimeter.

Mattis is averaging 3.9 blocks per game this season to rank first in the BIG EAST and fourth in the nation through games of Jan. 21.

His 62 blocks last year was the seventh-best single-season mark at USF and he has already surpassed that mark in 2006-07.

Mattis has stopped 144 opposing shot attempts already and has a realistic shot to move into USF's top three before his career concludes.

Top 10 Blocked Shots

NO.	NAME	YEAR	BLK
1.	Gerrick Morris	03-04	108
2.	Solomon Jones	05-06	90
3.	Curtis Kitchen	85-86	89
4.	McHugh Mattis	06-07	82
5.	Gerrick Morris	00-01	75
6.	Curtis Kitchen	84-85	72
7.	Solomon Jones	04-05	64
8.	McHugh Mattis	05-06	62
9.	Willie Redden	78-79	50
10.	Curtis Kitchen	82-83	49

USF Men's Basketball Game Notes

Page 5

Robert McCullum



Fourth Season

39-68 (USF)
83-114 (Overall)



The 2006-07 USF men's basketball campaign will mark the fourth under the direction of head coach Robert McCullum.

While McCullum's brief tenure thus far at USF has included just three seasons, the program has already encountered a pair of significant markers since his arrival.

The first came with McCullum's hiring in the spring of 2003 as he began to put his stamp on USF's product and the second came with the team's debut in arguably the toughest conference in the nation in 2005-06, the BIG EAST.

In a 2005-06 season characterized by adversity and competitive play, the year was capped by a victory over nationally ranked Georgetown in the season finale. The Hoyas became the third squad ranked among the top-25 in the nation to be defeated by a Robert McCullum coached team at USF, more wins than any other coach in program history.

For the third-straight season at least one USF player was tabbed to the all-conference squad as senior Solomon Jones (Honorable Mention All-BIG EAST) developed into one of the league's top big men.

Numerous players (20-to-30) have improved their skills enough under McCullum to earn positions on professional rosters around the world, from the National Basketball Association to the European leagues.

The Bulls doubled their win total in 2004-05 from his inaugural campaign (2003-04) in Tampa, highlighted by a record-setting run at the 2005 Kelly Tires C-USA Tournament. USF advanced to the tourney semifinals for the first time in program history, knocking off a pair of higher-seeded squads in the process.

The McCullum era at USF officially began April 18, 2003, when he was introduced as the program's eighth head basketball coach.

HOW USF'S OPPONENTS HAVE FARED

OPPONENT (DATE)	W	L	LAST GAME	NEXT GAME
Buffalo (Nov. 13)	9	10	L, 78-62 vs. Toledo	1/27 @ EMU
South Carolina St. (Nov. 17)	6	12	L, 70-67 @ Coppin St.	1/27 vs. Hampton
FIU (Nov. 21)	8	12	L, 77-67 @ New Orleans	1/27 vs. Arkansas St.
Stetson (Nov. 27)	7	13	L, 69-65 @ Jacksonville	1/26 vs. Mercer
Richmond (Dec. 5)	5	14	L, 79-56 @ LaSalle	1/27 vs. St. Bone
Winston-Salem St. (Dec. 7)	3	19	L, 87-63 vs. ND St.	1/27 @ BCC
East Carolina (Dec. 9)	5	13	L, 83-72 @ Southern Miss	1/27 vs. UAB
Norfolk St. (Dec. 17)	5	13	L, 66-56 @ Delaware St.	1/27 @ NC A&T
TAMU-CC (Dec. 18)	14	4	W, 89-63 @ UT-Arlington	1/27 @ UTSA
UNLV (Dec. 19)	17	4	W, 68-61 vs. San Diego St.	1/27 vs. New Mexico
Missouri St. (Dec. 22)	14	7	L, 66-62 vs. Creighton	1/27 vs. Bradley
UAB (Dec. 27)	10	9	L, 57-55 vs. Southern Miss	1/27 @ ECU
Wake Forest (Dec. 29)	9	10	L, 88-60 vs. N. Carolina	1/27 @ Florida St.
Bethune-Cookman (Dec. 31)	4	13	W, 59-57 @ Md.-ES	1/27 vs. WSSU
Connecticut (Jan. 2)	13	5	L, 68-54 @ Louisville	1/27 vs. Providence
Pittsburgh (Jan. 7)	18	3	W, 67-51 @ Cincinnati	1/27 vs. St. John's
Louisville (Jan. 10, Feb. 10)	14	6	L, 68-54 vs. Connecticut	1/27 vs. Syracuse
Cincinnati (Jan. 14)	10	9	L, 67-51 vs. Pittsburgh	1/27 @ Georgetown
West Virginia (Jan. 17)	15	4	W, 77-63 vs. Marshall	1/28 vs. DePaul
Notre Dame (Jan. 21, Feb. 3)	16	4	L, 71-68 @ St. John's	1/27 vs. Villanova
Rutgers (Jan. 24)	8	12	L, 62-40 @ USF	1/27 vs. Seton Hall
Marquette (Jan. 28)	18	4	W, 89-76 vs. Seton Hall	1/28 @ USF
St. John's (Feb. 7)	12	8	W, 71-68 vs. Notre Dame	1/27 @ Pittsburgh
Syracuse (Feb. 14)	15	5	L, 64-60 @ St. John's	1/27 at Louisville
DePaul (Feb. 17, Mar. 3))	12	9	L, 66-52 @ Georgetown	1/28 @ WVU
Seton Hall (Feb. 24)	11	8	L, 89-76 @ Marquette	1/27 @ Rutgers
Providence (Feb. 28)	13	6	L, 82-73 vs. Villanova	1/27 @ Connecticut
TOTALS	290	239		

MATTIS NOT SATISFIED WITH DOUBLE EFFORT

In possession of five double-doubles this season, senior forward McHugh Mattis reached new heights in the victory over Winston-Salem State on Dec. 7.

The North Lauderdale, Fla., native collected the second triple-double in program history against the Rams, finishing with 22 points, 10 rebounds and 10 blocks in 40 minutes of action. He was 8-of-8 from the floor.

The only triple-double by a USF player previously came Dec. 4, 1996. Adrian Hillman posted 13 points, 12 rebounds and 10 assists in a 76-68 victory over the Owls.

TRIPLE-DOUBLE NOT THE ONLY ACCOMPLISHMENT

McHugh Mattis' triple-double included several related marks also worthy of recognition.

His 10 blocks marked the second-best single-game total in program history and he matched his own record for field goal percentage (1.000) with a perfect 8-of-8 night. Mattis was 10-of-10 from the floor versus Iowa State as a junior. He has now finished three games in his career without missing shot after attempting at least seven field goals.

USF Men's Basketball Game Notes

Page 6

RESULT BREAKDOWN

Record	Overall	BE
Home:	7-3	2-1
Away:	2-6	0-4
Neutral:	2-1	0-0
TOTALS	11-10	2-5

Record By Month

	Overall	BE
November:	4-0	0-0
December:	5-5	0-0
January:	2-5	2-5
February:	0-0	0-0
March:	0-0	0-0
TOTALS	11-10	2-5

Record By Starting Lineup

Capko, Bozeman, Mattis,	4-1
Buckley, Richardson	
Capko, Saaka, Mattis	1-0
Buckley, Richardson	
Capko, Bozeman, Mattis,	1-0
Buckley, Williams	
Bozeman, Saaka, Mattis,	1-0
Buckley, Williams	
Bozeman, Verdejo, Mattis	2-7
Buckley, Gransberry	
Bozeman, Howard, Mattis	1-2
Buckley, Gransberry	
Howard, Verdejo, Mattis	1-0
Buckley, Gransberry	

LED USF IN ...

SCORING:Buckley	7
.Gransberry	7
.Mattis	5
.Bozeman	3

REBOUNDING: . . .Mattis	7
.Gransberry	12
.Buckley	2
.Richardson	1

ASSISTS:Bozeman	13
.Mattis	4
.Howard	4
.Verdejo	1
.Capko	1
.Saaka	1

STEALS:Mattis	7
.Buckley	4
.Bozeman	4
.Gransberry	3
.Saaka	2
.Verdejo	2
.Richardson	1

BLOCKS:Mattis	21
.Buckley	2
.Saaka	2
.Gransberry	1
.Williams	1

BOZEMAN WASTES NO TIME IN MAKING MARK

Freshman Solomon Bozeman's impressive USF debut in the season opener against Buffalo immediately placed his name in the program's record book.

Bozeman's 23 points were the most in school history by a true freshman making his collegiate debut. He knocked down 4-of-8 shots from the field and 11-of-13 attempts from the free throw line in the victory. All of his field goals were 3-pointers and he also found time to dish out five assists, grab a rebound and create a steal.

DOMINIQUE JONES SIGNS ON FOR 2007-08 SEASON

USF has announced the signing of Dominique Jones to a National Letter of Intent for the 2007-08 campaign.

Jones, a 6-4, 205-pound guard, will arrive on campus this summer and have four seasons of eligibility with the Bulls.

Jones averaged 16.5 points, 6.5 rebounds and 5.8 assists per game as a junior at Lake Wales High School, helping the Highlanders to a 22-5 overall record and a trip to the district semifinals. He was an all-state selection for his efforts and was named News Chief Player of the Year, awarded to the top player in the county.

HOLMES TRANSFERS TO USF; ELIGIBLE NEXT WINTER

USF has added one of the most decorated prep players to ever play basketball in the greater Tampa area with the transfer of Aaron Holmes from Florida State.

Holmes, a 6-5, 180-pounder from St. Petersburg, enrolled at USF this week and joined his new teammates on the practice court after completing a physical. Holmes will become eligible at the conclusion of first semester finals next winter. He had planned to redshirt in his first campaign with the Seminoles.

Top 10 Blocks

NO.	NAME	YEARS	BLK
1.	Gerrick Morris	2001-04	263
2.	Curtis Kitchen	1983-86	257
3.	Willie Redden	1979-82	155
4.	Solomon Jones	2005-06	154
5.	McHugh Mattis	2006-07	144
6.	Doug Wallace	1984-87	96
	Jim Grandholm	1982-84	84
8.	Jesse Salters	1993-95	80
	Fred Lewis	1990-92	77
10.	Artha Reeves	1998-01	76

Top 10 3-Point FG Made

NO.	NAME	YEARS	FG
1.	Reggie Kohn	2000-03	252
2.	Chucky Atkins	1993-96	244
3.	Radenko Dobras	1989-92	217
4.	Cedric Smith	1998-01	183
5.	Derrick Sharp	1992-93	166
6.	Brian Swift	2002-05	164
7.	Altron Jackson	1999-02	133
8.	Melvin Buckley	2006-07	130
9.	James Holmes	2003-05	107
10.	Brian Lamb	1995-98	91
	B.B. Waldon	1999-02	91

Top 10 3-Pointers Att.

NO.	NAME	YEARS	FGA
1.	Chucky Atkins	1993-96	674
2.	Reggie Kohn	2000-03	659
3.	Radenko Dobras	1989-92	617
4.	Cedric Smith	1998-01	540
5.	Brian Swift	2002-05	445
6.	Derrick Sharp	1992-93	430
7.	Altron Jackson	1999-02	389
8.	Melvin Buckley	2006-07	353
9.	Brian Lamb	1995-98	326
10.	James Holmes	2003-05	319

USF Men's Basketball Game Notes


Page 7



1 kentrell
gransberry



2 melvyn
richardson




3 melvin
buckley




10 chris
capko



11 jared
rubens




12 dante
curry




15 mchugh
mattis



20 eddie
lovett



21 amu
saaka



22 solomon
bozeman




23 jesus
verdejo



24 chris
howard



32 aris
williams



34 zaronn
cann

USF Men's Basketball Game Notes

Page 9

FIU 50, USF 79

Nov. 21, 2006

Tampa, Fla.

FIU	min	fg-a	3fg-a	ft-a	reb	ast	to	bk	st	pf	pts
Alex Galindo	20	2-7	1-4	2-2	4	0	1	0	0	4	7
Facundo Giorgi	22	1-6	0-2	0-0	7	1	2	0	0	5	2
Elvis Lora	32	4-10	3-7	1-2	0	4	3	0	1	3	12
Johwen Villegas	31	4-12	0-3	4-6	6	3	2	0	0	1	12
Dejon Prejean	32	1-12	1-3	3-4	4	1	0	0	1	1	6
Chris Fuller	17	2-4	0-0	1-2	3	0	0	0	0	1	5
Michael James	12	0-1	0-0	2-2	1	0	1	0	0	0	2
Erick Nsangou	5	0-0	0-0	0-0	0	0	1	0	0	0	0
Cedric Essola	3	0-0	0-0	0-0	2	1	1	0	0	0	0
Nikola Gacesa	2	1-1	0-0	0-0	0	0	0	0	0	0	2
Brad Larson	14	0-2	0-0	0-1	3	0	2	0	0	5	0
Marlon Bright	10	1-1	0-0	0-0	0	0	0	0	0	2	0
Team					1						
Totals	16-56	5-19	13-19	31	10	13	0	2	22	50	

USF	min	fg-a	3fg-a	ft-a	reb	ast	to	bk	st	pf	pts
Melvin Buckley	30	5-15	3-8	2-4	3	2	2	0	0	3	15
McHugh Mattis	34	9-11	0-0	4-4	14	3	4	5	3	2	22
Melvyn Richardson	26	7-9	0-0	1-3	9	0	2	0	0	5	15
Chris Capko	30	2-4	2-4	0-0	1	5	0	0	0	1	6
Amu Saaka	28	3-7	0-0	0-2	5	2	0	0	1	2	6
Jared Rubens	2	0-0	0-0	0-0	0	0	0	0	0	0	0
Eddie Lovett	8	1-1	0-0	0-0	1	1	0	0	0	2	2
Solomon Bozeman	30	1-5	0-4	7-7	6	7	2	0	2	1	9
Aris Williams	11	1-5	0-0	2-2	9	0	1	0	0	3	4
Bobby Torres	1	0-1	0-1	0-0	0	0	0	0	0	1	0
Team					0						
Totals	29-58	5-17	16-22	48	20	11	5	6	20	79	

Halftime: USF 43-27. **Dead Ball Rebounds:** USF 2-0. **Technical:** FIU (Bench). **Officials:** Doug Shows, William Bush, Tim Clougherty. **Attendance:** 2,573.

FIU 50 USF 79

After hitting 12 of their first 13 field goals, the University of South Florida (3-0) men's basketball team downed Florida International (2-3) 79-50.

The Golden Panthers were first to put numbers on the scoreboard, but would never lead again in the game due to the Bulls' 70.8 shooting percentage in the first half (17-of-24).

USF took a 16-point lead into the intermission, by a score of 43-27.

USF senior forward McHugh Mattis was a perfect 7-of-7 from the field and hit 4-of-4 at the line to score 18 points in the first half, and finished the game with 22 points, hitting 9-of-11 from the field.

Along with Mattis, seniors Melvin Buckley and Melvyn Richardson each scored in double-digits in the first half with 10 apiece. Richardson was a perfect 5-of-5 from the field and Buckley hit two of his four treys.

In the second half, USF dominated FIU, outscoring the Panthers 40-20 in the paint and 19-10 off of turnovers, and grabbing seven more rebounds (28-12).

Mattis recorded his ninth-career double-double, his second in as many games, with 14 rebounds (10 offensive) and 22 points added to his five blocks, three assists and three steals.

Buckley, the BIG EAST Player of the Week (Nov. 19), finished the game with 15 points while Richardson's 15 points were a career-high. Richardson was one rebound short of his first career double-double.

Stetson 72 USF 20T - 77

USF forward Melvin Buckley scored 29 points and grabbed 12 rebounds in the Bulls' 77-72 double-overtime victory over Stetson Monday night at the Sun Dome.

Buckley opened the contest with 11 of USF's first 15 points, including three treys. Freshman guard Amu Saaka scored six of the Bulls' next eight points as USF took the 23-15 lead with 9:24 remaining in the first half.

A 14-6 run by Stetson over the next nine minutes knotted the game at 29 going into the locker rooms for halftime.

After the five-minute mark, McHugh Mattis forced a turnover, which led to a three by Buckley, his fifth of the night, narrowing the Stetson lead to just one field goal.

Buckley's layup at 1:40 tied the game, but the Hatters quickly answered with a two-point bucket of their own. With 16 seconds remaining, freshman guard Solomon Bozeman toed up to the line, hitting both free shots to tie the game at 59.

A missed 15-foot jumper by Stetson with one second remaining in regulation sent the game into overtime.

Down by four halfway through the extra period, Buckley stole a Stetson inbounds pass then assisted a Mattis layup to bring the score within two, 64-66. Mattis then tied the game at 66 apiece with 30 seconds remaining, forcing the contest into double-overtime.

With 51 seconds left in the second extra period, Saaka converted a layup to put the Bulls up by four, but the Hatters answered with two free throws. In the end, Bozeman hit 3-of-4 from the charity stripe to secure the 77-72 USF victory.

USF hit 17-of-21 free throws in the final 15 minutes of the game.

STETSON 72, USF 77 (20T)

Nov. 27, 2006

Tampa, Fla.

STETSON	min	fg-a	3fg-a	ft-a	reb	ast	to	bk	st	pf	pts
Garfield Blair	41	7-15	0-1	4-5	6	0	3	0	2	4	18
Eric Diaz	43	1-7	0-2	0-0	4	3	2	1	1	4	2
Collins Okafor	17	3-3	0-0	4-4	5	0	3	0	0	5	10
Gabe McMillen	27	3-10	1-3	0-0	1	2	4	0	0	5	7
Kris Thomas	34	7-19	2-8	2-2	4	1	2	0	2	4	18
A.J. Smith	16	1-5	1-2	0-0	1	1	2	0	0	0	3
Brandon Williams	23	1-8	1-5	0-0	5	3	1	0	1	1	3
Sheldon Oliver	14	2-3	0-0	0-0	1	0	1	0	0	1	4
Mark Louis	7	1-1	0-0	0-0	4	0	0	0	0	0	2
Tim Lang	28	1-3	0-0	3-4	9	0	2	2	1	5	5
Team					2						
Totals	27-74	5-21	13-15	42	29	10	20	3	7	72	

USF	min	fg-a	3fg-a	ft-a	reb	ast	to	bk	st	pf	pts
Melvin Buckley	49	9-24	5-16	6-7	12	1	7	0	2	3	29
McHugh Mattis	44	7-11	0-0	6-8	5	2	6	7	2	4	20
Melvyn Richardson	23	1-3	0-0	1-2	3	0	4	0	1	5	3
Chris Capko	33	0-5	0-4	0-0	0	7	3	0	1	1	0
Solomon Bozeman	46	1-6	0-4	15-16	7	5	0	0	3	1	17
Eddie Lovett	2	0-0	0-0	0-0	1	0	0	0	0	0	0
Adamu Saaka	26	4-5	0-0	0-1	8	0	3	0	1	2	8
Aris Williams	27	0-3	0-0	0-1	9	2	2	1	0	3	0
Team					1						
Totals	22-57	5-24	28-35	46	17	25	8	10	19	77	

Halftime: 29-29. **Dead Ball Rebounds:** USF 2-1. **Technical:** None. **Officials:** Mike Stuart, Earl Watson, James Breeding. **Attendance:** 2,874.

RICHMOND 56, USF 46

Dec. 5, 2006

Tampa, Fla.

RICHMOND	min	fg-a	3fg-a	ft-a	reb	ast	to	bk	st	pf	pts
Jarhon Giddings	16	1-3	1-3	0-0	4	1	0	1	0	1	3
Dan Geriot	24	2-6	1-1	0-0	2	0	5	0	1	2	4
Peter Thomas	40	6-11	2-3	5-6	3	0	1	0	1	2	19
David Gonzalez	32	3-4	1-1	2-5	4	3	2	0	1	3	9
Ryan Butler	29	2-2	0-0	2-3	4	1	2	0	1	2	6
Brian Morris	23	2-5	0-3	1-2	2	1	1	0	0	0	5
Duncan McLean	1	0-0	0-0	0-0	0	0	0	0	0	0	0
Gaston Molina	1	0-0	0-0	0-0	0	0	1	0	0	0	0
David Brewster	14	1-2	1-1	0-0	1	1	2	0	1	2	3
Devin Hovde	12	0-0	0-0	0-0	0	2	0	0	0	2	0
Drew Crank	9	1-1	1-1	3-4	4	1	2	1	0	4	6
Team					1						
Totals	18-34	7-13	13-20	25	10	16	2	5	20	56	

USF	min	fg-a	3fg-a	ft-a	reb	ast	to	bk	st	pf	pts
Melvin Buckley	38	2-11	2-8	2-2	7	5	1	0	4	2	8
McHugh Mattis	36	9-14	0-0	3-9	10	0	2	4	2	3	21
Melvyn Richardson	25	1-3	0-0	0-2	3	0	0	0	0	2	2
Chris Capko	29	0-2	0-2	0-0	0	2	4	0	0	4	0
Solomon Bozeman	37	4-12	0-3	3-4	4	6	4	0	1	4	11
Eddie Lovett	4	0-0	0-0	0-0	1	0	0	0	1	0	0
Adamu Saaka	19	2-3	0-0	0-3	3	0	0	0	0	4	0
Aris Williams	12	0-1	0-0	0-0	4	0	2	0	0	1	0
Team					1						
Totals	18-46	2-13	8-20	33	13	13	4	8	20	46	

Halftime: UR 27-21. **Dead Ball Rebounds:** USF 4-1. **Technical:** None. **Officials:** Ed Corbett, Reggie Greenwood, Karl Hess. **Attendance:** 2,811.

Richmond 56 USF 46

In the final contest of the University of South Florida's five-game homestand, the men's basketball team lost 56-46 to the Richmond Spiders.

The Bulls dropped to 4-1 on the season while the Spiders left Tampa with a 4-3 record.

Richmond took an early five-point lead in the game, forcing USF to play catch-up until the six-minute mark of the first half. The Bulls tied the game at 16-16, then took the lead at 21-20, but did not score again in the first period.

The Spiders led the Bulls 27-21 at the intermission.

Senior forward McHugh Mattis led USF in the opening stanza, scoring seven of the first eight points and 13 of the team's 21 first-half points. He also blocked four shots and had two steals in the first 20 minutes.

In the low-scoring first half, the Bulls hit 8-21 from the field (38.1 percent) and just one shot from long range.

After the break, Richmond mounted a 10-point lead before USF hit its first bucket of the second period at 15:48. The Bulls battled back, bringing the score within three, 41-38, with five minutes remaining, but two long range buckets from the Spiders in the next two minutes put the game out of reach for USF.

In the second half USF improved its shooting percentage, hitting 10-25 shots (40 percent) and won the battle of the boards with the Spiders, ending the game with an eight-rebound advantage.

Mattis recorded his third double-double of the year and 10th of his career with his 21-point, 10-rebound outing. Freshman guard Solomon Bozeman added 11 points and six assists.

USF Men's Basketball Game Notes

Page 10

WSSU 43
USF 63

Senior forward McHugh Mattis collected the program's second triple-double in school history, helping the University of South Florida men's basketball team (5-1) pull away for a 63-43 non-conference road victory at Winston-Salem State (1-11).

The North Lauderdale, Fla., native completed the evening with 22 points, 10 rebounds and 10 blocks in 40 minutes of action. He was 8-of-8 from the floor and also created three steals. His 10 blocks is the second-best single-game total in school history and his perfect night from the floor matches a school record he shares with two others.

The Bulls trailed 22-21 at the intermission after turning the ball over 14 times in the first half and shooting just 44 percent from the floor (8-of-18) and free throw line (4-of-9).

The Rams moved ahead 29-23 early in the second half, but a thunderous dunk by Mattis that shook the 3,200-seat arena started a turnaround for USF. Mattis netted nine points during a 21-4 run over the course of the next eight minutes, turning a four-point deficit into a 13-point advantage.

With leading scorer Melvin Buckley struggling from the field for the second-straight game, USF received valuable contributions from freshman Solomon Bozeman and senior walk-on Eddie Lovett. Bozeman finished with 17 points and six rebounds and Lovett scored five points in a career-high 22 minutes. Lovett's efforts included his first career 3-pointer.

The Bulls shot 61.1 percent (11-of-18) from the field in the second half, while WSSU connected on just 7-of-22 (31.4 percent) of its opportunities.

WSSU 43, USF 63

Dec. 7, 2006 Winston-Salem, N.C.

WSSU	min	fg-a	3fg-a	ft-a	reb	ast	to	bk	st	pf	pts
Jamal Durham	31	4-9	2-2	3-6	3	0	2	1	1	3	13
Darius Floyd	35	4-11	2-7	0-4	2	0	3	0	1	2	10
Greg Lewis	7	0-2	0-0	0-0	1	0	1	0	0	5	0
Brian Fisher	17	1-7	0-4	2-3	7	2	3	0	0	5	4
Lowen Wray	21	1-3	0-1	0-1	1	1	0	0	0	3	2
Norman Carter	15	2-4	0-0	1-2	2	1	2	1	1	2	5
Darrell Wonge	13	0-2	0-0	0-0	1	0	2	0	0	5	0
David Moore	11	0-3	0-0	0-0	2	0	0	0	0	0	0
Roy Peak	31	2-4	0-1	0-0	6	2	4	0	2	3	4
Curtis Hines	16	2-6	1-3	0-0	0	1	0	0	0	1	5
Julian Murphy-Long	3	0-0	0-0	0-0	0	1	0	0	0	0	0
Team					2						
Totals	16-51	5-18	6-16	29	7	20	2	5	29	43	

USF	min	fg-a	3fg-a	ft-a	reb	ast	to	bk	st	pf	pts
Melvin Buckley	31	1-6	1-4	2-2	2	1	4	0	2	3	5
McHugh Mattis	40	8-8	0-0	6-10	10	0	7	10	3	3	22
Melvyn Richardson	16	1-2	0-0	2-3	3	0	2	0	1	4	4
Chris Capko	30	1-5	0-1	0-0	0	3	2	0	0	3	2
Solomon Bozeman	35	4-8	3-6	6-6	6	1	2	0	1	3	17
Eddie Lovett	22	2-2	1-1	0-0	1	2	1	0	1	0	5
Adamu Saaka	8	1-1	0-0	0-2	7	4	1	0	1	1	2
Aris Williams	19	1-4	0-0	4-6	5	0	4	1	0	1	6
Team					1						
Totals	19-36	5-12	20-29	34	11	24	11	9	18	63	

Halftime: WSSU 22-21. **Dead Ball Rebounds:** USF 5-4. **Technical:** None. **Officials:** Bernard Clinton, Earl Walton, Sean Hull. **Attendance:** 2,901.

ECU 52, USF 65

Dec. 9, 2006 Greenville, N.C.

ECU	min	fg-a	3fg-a	ft-a	reb	ast	to	bk	st	pf	pts
John Fields	35	3-7	0-0	7-12	5	2	1	7	2	2	13
Gabe Blair	35	1-4	0-1	0-0	5	0	2	1	3	2	2
Sam Hinnant	25	1-7	1-4	0-0	2	1	1	0	1	1	3
Courtney Captain	31	5-14	1-5	1-2	6	0	3	0	2	4	12
Darrell Jenkins	39	7-16	2-7	0-0	4	6	1	0	0	4	16
Cory Farmer	22	2-8	1-4	1-2	3	1	0	0	2	2	6
Taylor Gagnon	4	0-0	0-0	0-0	0	0	0	0	1	2	0
Justin Ramsey	5	0-1	0-0	0-0	0	0	0	0	0	2	0
Brandon Evans	4	0-1	0-1	0-0	0	0	0	0	0	0	0
Team					3						
Totals	19-58	5-22	9-16	28	10	8	8	11	19	52	

USF	min	fg-a	3fg-a	ft-a	reb	ast	to	bk	st	pf	pts
Melvin Buckley	39	7-17	4-8	2-2	8	1	1	1	0	3	20
McHugh Mattis	38	3-12	0-0	3-4	14	3	5	1	0	4	9
Aris Williams	33	4-9	0-0	1-6	10	2	0	1	0	1	9
Chris Capko	28	2-3	1-2	2-2	2	2	2	0	0	0	7
Solomon Bozeman	35	2-10	2-4	10-10	5	3	3	0	1	3	16
Melvyn Richardson	7	1-1	0-0	0-0	2	0	2	0	0	1	2
Jared Rubens	1	0-0	0-0	0-0	0	0	0	0	0	0	0
Eddie Lovett	1	0-0	0-0	0-0	0	0	0	0	0	0	0
Adamu Saaka	19	1-2	0-0	0-0	4	2	3	1	0	2	2
Team					6						
Totals	20-54	7-14	18-24	51	13	16	4	1	14	65	

Halftime: USF 28-23. **Dead Ball Rebounds:** 3-3. **Technical:** None. **Officials:** Doug Shows, Tim Clougherty, James Breeding. **Attendance:** 4,672.

EAST CAROLINA 52
USF 65

The University of South Florida men's basketball team (6-1) used a balanced scoring attack to post a 65-52 non-conference road victory against East Carolina (4-4) Saturday night.

Every USF player to see extended minutes contributed at least two points, led by senior Melvin Buckley's 20 points. Freshman Solomon Bozeman also chipped in 16 points, five rebounds and three assists in the win.

The Bulls dominated the boards at both ends of the court, finishing with a 51-28 advantage overall and a 15-7 margin at the offensive end. Senior McHugh Mattis topped the roster with 14 boards and sophomore Aris Williams chipped in nine points and 10 rebounds in his first career start.

The two teams traded the lead early in the first half, but it was the Bulls who held a 28-23 advantage at the intermission. The Pirates shot just 29.0 percent from the field in the opening frame, but 11 USF turnovers led to 13 ECU points to keep the Bulls from extending the lead even further.

USF cut down its turnovers in the second half, with just four following the break, and as a result the Bulls moved ahead by as many as 11 points midway through the period. ECU had one last run left, cutting the gap to 43-39 with 11:06 left. A trey by Buckley, however, pushed the advantage back to seven points and the Pirates would get no closer than five points the rest of the way.

Free throw shooting down the stretch proved to be the difference. USF concluded the night 18-of-24 (75 percent) from the line, thanks to a 10-of-10 performance by Bozeman.

Norfolk St. 56
USF 87

Kentrell Gransberry had a game-high 24 points and 11 rebounds and Jesus Verdejo added 20 points as the USF men's basketball team beat Norfolk State 87-56 Sunday night in the opening game of the Duel In The Desert, hosted by UNLV.

Gransberry and Verdejo, mid-year transfers last season from LSU and Arizona, were both making their respective USF debuts.

Verdejo, a sophomore guard, hit his first five shots in helping USF jump out to an early double-digit lead. His 3-pointer with 9:38 to play in the first half capped a 19-6 run and gave the Bulls (7-1) a 24-11 advantage.

Gransberry opened strong with 11 first-half points and had a double-double with 10:59 to play.

South Florida's Melvin Buckley added 15 points and Solomon Bozeman added 13 points.

Norfolk State (1-6) scored the first points of the game, but Buckley hit a 3-pointer and USF led the rest of the way.

Calvin Brown had a team-high 23 points for the Spartans, and Corey Lyons added nine.

NORFOLK ST. 56, USF 87

Dec. 17, 2006 Las Vegas, Nev.

NORFOLK ST.	min	fg-a	3fg-a	ft-a	reb	ast	to	bk	st	pf	pts
Tynell Dunkley	27	1-5	0-0	2-3	6	1	5	0	0	5	4
Corey Lyons	29	3-9	0-1	3-6	7	0	4	0	0	2	9
Calvin Brown	37	8-12	0-0	7-13	6	1	2	5	0	4	23
Tony Murphy	30	3-12	1-5	0-0	3	3	1	0	0	1	7
Rashid Cann	15	0-0	0-0	0-0	0	1	1	0	0	3	0
Raphael Hall	10	1-3	0-1	1-2	3	0	1	0	0	3	3
Al Davon Thomas	25	2-8	1-3	3-7	6	4	2	0	0	1	8
Brandon Plummer	11	0-1	0-0	0-0	1	0	0	0	0	1	0
Dante Drummer	13	0-1	0-1	2-3	1	0	2	0	0	4	2
Oludele Doherty	3	0-2	0-0	0-0	1	0	0	0	0	0	0
Team					4						
Totals	18-53	2-12	18-34	38	10	18	5	0	24	56	

USF	min	fg-a	3fg-a	ft-a	reb	ast	to	bk	st	pf	pts
Melvin Buckley	23	6-13	3-9	0-1	3	3	2	1	2	4	15
McHugh Mattis	26	4-9	0-0	0-0	3	3	3	4	0	3	8
Aris Williams	10	0-0	0-0	0-2	0	0	0	0	0	4	0
Amu Saaka	28	1-3	0-0	1-2	8	3	1	0	1	3	3
Solomon Bozeman	31	3-8	2-5	5-6	2	4	1	0	1	1	13
Kentrell Gransberry	23	8-12	0-0	8-13	11	0	1	1	0	4	24
Melvyn Richardson	14	0-1	0-0	0-0	4	1	0	0	0	5	0
Chris Capko	13	0-2	0-0	0-0	3	2	0	0	1	0	0
Eddie Lovett	7	2-2	0-0	0-0	2	0	0	0	0	2	4
Jesus Verdejo	25	8-13	2-3	2-2	0	3	1	0	0	2	20
Team					5						
Totals	32-63	7-19	16-26	41	19	9	6	5	28	87	

Halftime: USF 38-28. **Dead Ball Rebounds:** USF 7-6. **Technical:** None. **Officials:** David Hall, Mike Giarratano, Ken Nielson. **Attendance:** 8,041.

USF Men's Basketball Game Notes

Page 11

TAMU-CC 69, USF 63

Dec. 18, 2006

Las Vegas, Nev.

TAMUCC	min	fg-a	3fg-a	ft-a	reb	ast	to	bk	st	pf	pts
Kevin Manifee	32	6-10	0-0	2-2	4	5	2	1	0	2	14
Cedric Smith	28	2-6	0-0	0-1	5	2	2	0	0	4	4
Chris Daniels	26	4-11	0-0	0-0	11	1	3	4	1	3	8
Josh Washington	30	8-13	5-9	0-0	1	2	3	0	1	3	21
Josh Ervin	22	3-6	1-2	4-4	3	2	0	0	2	4	11
Dominique Taylor	5	0-1	0-0	0-0	0	1	0	0	1	0	0
Taurean Mitchell	23	1-1	0-0	4-4	6	4	3	0	1	2	6
Manuel Johnson	16	2-3	0-0	1-4	3	0	0	0	1	2	5
Brandon Roberson	6	0-2	0-2	0-0	0	0	1	0	0	1	0
Carl Nelson	6	0-1	0-0	0-0	1	0	3	1	0	1	0
Seth Engelken	1	0-0	0-0	0-0	0	0	0	0	0	0	0
Cameron Teague	5	0-0	0-0	0-0	0	0	0	0	0	0	0
Team					1						
Totals	26-54	6-13	11-15	35	17	19	6	7	22	69	

USF	min	fg-a	3fg-a	ft-a	reb	ast	to	bk	st	pf	pts
Melvin Buckley	39	5-14	1-9	3-3	2	1	2	1	0	2	14
McHugh Mattis	36	4-8	0-0	2-4	8	3	3	4	3	1	10
Kentrell Gransberry	22	4-8	0-0	2-6	10	0	4	0	2	3	10
Solomon Bozeman	31	3-7	0-2	9-12	1	1	4	0	1	3	15
Jesus Verdejo	30	3-10	3-6	1-2	3	2	2	0	0	2	10
Melvyn Richardson	18	1-3	0-0	1-2	2	0	1	0	1	1	3
Chris Capko	10	0-0	0-0	0-0	1	1	0	0	1	0	0
Amu Saaka	14	0-0	0-0	1-2	0	0	2	0	1	2	1
Team					5						
Totals	20-50	4-17	19-31	32	8	18	5	9	14	63	

Halftime: 32-32. Dead Ball Rebounds: TAMU-CC 5-2. Technicals: None. Officials: Tom O'Neill, Mike Giarratano, Ken Nielson. Attendance: 7,536.

TAMU-Corpus Christi 69 USF 63

The University of South Florida men's basketball team had five players finish with double figures Monday night, but it wasn't enough as a late rally fell short versus TAMU-Corpus Christi.

Josh Washington had 21 points as Texas A&M-Corpus Christi defeated USF 69-63.

Both teams played evenly until midway in the second half, when the Islanders (5-3) ran a 9-2 run and took the lead for good. The Bulls (7-2) pulled to within four in the final minute, but couldn't catch up.

Solomon Bozeman led the Bulls with 15 points, while Melvin Buckley added 14.

Texas A&M-Corpus Christi went 6-for-13 from the 3-point line, while USF shot 4-for-17 from beyond the arc. Washington, who had five 3-pointers in nine attempts, left the game with an injury with 2:15 left in the game.

The Islanders Chris Daniels led both teams with 11 rebounds. South Florida's Kentrell Gransberry had 10 boards and 10 points for his second-straight double-double.

It was the second time the two teams met. The Islanders also won the first game in 2005.

UNLV 74, USF 59

Wendell White had 24 points and 11 rebounds and Wink Adams scored 14 points Tuesday night to lead UNLV to a 74-59 victory over USF in the Duel in the Desert.

UNLV (10-2) forced 23 turnovers, blocked nine shots and scored 17 fast break points to finish the four-team round robin event with a 3-0 record.

The Rebels have won six straight and eight of nine.

They used a steal and fast-break dunk from White and a 3-pointer from Kevin Kruger to spark an 18-3 second half run that gave them a 64-48 lead with 6:06 to play.

Kruger had 14 points for UNLV and Gaston Essengue added 10.

Solomon Bozeman scored 15 points for South Florida (7-3), Jesus Verdejo scored 14, and Kentrell Gransberry had a game-high 17 rebounds. Gransberry was also named to the all-tournament team.

The Bulls won their tournament opener, but lost to Texas A&M-Corpus Christi and UNLV to finish 1-2 in Las Vegas.

UNLV 74, USF 59

Dec. 19, 2006

Las Vegas, Nev.

UNLV	min	fg-a	3fg-a	ft-a	reb	ast	to	bk	st	pf	pts
Wendell White	38	10-16	0-0	4-6	11	4	2	1	5	2	24
Corey Bailey	11	0-2	0-1	3-4	0	0	0	0	0	4	3
Gaston Essengue	28	4-7	0-0	2-3	3	2	2	5	1	4	10
Wink Adams	34	4-12	2-8	4-6	4	3	2	0	2	1	14
Kevin Kruger	34	3-8	1-6	7-7	1	3	3	0	3	2	14
Michael Umeh	6	0-3	0-2	0-0	1	0	0	0	0	1	0
Marcus Lawrence	13	1-3	0-0	0-0	2	3	0	0	2	0	2
Rene Rougeau	1	0-0	0-0	0-0	0	0	0	0	0	0	0
Joel Anthony	12	1-3	0-0	0-0	3	1	1	3	1	2	2
Curtis Terry	24	2-5	0-2	1-2	4	1	0	0	0	2	5
Team					4						
Totals	25-59	3-19	21-28	33	17	10	9	14	18	74	

USF	min	fg-a	3fg-a	ft-a	reb	ast	to	bk	st	pf	pts
Melvin Buckley	36	4-11	0-5	4-5	5	1	4	0	0	4	12
McHugh Mattis	27	4-5	0-0	0-0	6	2	5	2	0	4	8
Kentrell Gransberry	34	2-7	0-0	1-2	17	1	2	0	1	4	5
Solomon Bozeman	35	4-9	2-4	5-6	3	1	4	0	0	4	15
Jesus Verdejo	36	4-9	2-4	5-6	3	1	4	0	0	4	15
Melvyn Richardson	8	0-1	0-0	0-0	2	0	3	0	0	3	0
Chris Capko	5	0-1	0-0	0-0	1	1	1	0	0	0	0
Amu Saaka	19	2-4	0-0	1-3	6	1	1	0	0	3	5
Team					4						
Totals	21-54	3-13	14-20	45	9	23	2	1	23	59	

Halftime: UNLV 34-28. Dead Ball Rebounds: 1-1. Technicals: None. Officials: David Hall, Mike Giarratano, Ken Nielson. Attendance: 8,812.

MISSOURI ST. 81, USF 69

Dec. 22, 2006

Tampa, Fla.

MSU	min	fg-a	3fg-a	ft-a	reb	ast	to	bk	st	pf	pts
Deven Mitchell	20	4-8	0-0	2-3	8	1	2	1	2	3	10
Drew Richards	27	6-10	0-0	0-2	4	2	2	2	3	3	12
Tyler Chaney	35	8-13	3-5	0-1	10	8	2	0	0	0	19
Spencer Laurie	34	4-11	2-4	0-0	3	7	2	0	1	1	10
Blake Ahearn	32	5-11	3-7	4-4	1	2	3	0	1	1	17
Justin Fuehrmeyer	4	0-0	0-0	0-0	0	0	0	0	0	0	0
Dale Lamberth	23	4-6	1-1	0-0	0	2	0	0	0	1	9
Dex Manswell	3	0-1	0-0	0-0	0	0	0	0	0	0	0
Shane Laurie	15	1-2	0-1	0-1	3	0	1	0	1	1	2
Kyle Rausch	8	1-3	0-0	0-0	1	0	2	0	2	2	2
Team					1						
Totals	33-65	9-18	6-11	31	22	14	3	10	12	81	

USF	min	fg-a	3fg-a	ft-a	reb	ast	to	bk	st	pf	pts
Melvin Buckley	39	10-22	5-14	3-4	8	1	5	1	0	1	28
McHugh Mattis	34	2-5	0-0	0-0	4	2	3	2	1	2	4
Kentrell Gransberry	24	7-9	0-0	1-2	9	0	0	0	1	4	15
Solomon Bozeman	37	2-7	1-6	3-4	4	8	6	0	4	2	8
Jesus Verdejo	24	3-6	1-3	1-2	2	3	2	0	1	0	8
Melvyn Richardson	15	0-1	0-0	0-0	4	2	3	2	0	0	0
Eddie Lovett	11	1-2	0-0	0-0	1	0	1	0	2	1	2
Amu Saaka	16	1-2	0-0	2-2	1	0	2	0	0	0	4
Team											
Totals	26-54	7-24	10-14	33	18	22	5	9	10	69	

Halftime: MSU 44-40. Dead Ball Rebounds: USF 3-2. Technicals: None. Officials: Tim Clougherty, Les Jones, William Bush. Attendance: 2,702.

Missouri St. 81 USF 69

Senior Melvin Buckley netted a game high 28 points, including the team's final 16 points of the game, but it wasn't enough in an 81-69 loss by the USF men's basketball team (7-4) to Missouri State (10-2) Friday night at the Sun Dome.

The loss, which is the team's third straight, caps a four-game, six-day stretch for the Bulls. The busy week began at the Duel In The Desert In Las Vegas.

The shorthanded Bulls played without injured contributors Chris Capko and Aris Williams and sophomore Jesus Verdejo struggled through illness to see 24 minutes of action. Junior Kentrell Gransberry was the only other USF player in double figures, finishing with 15 points and nine rebounds.

The Bulls shot 55.2 percent from the field in the first half, but still managed to trail 44-40 at the intermission. The Bears were aided by seven 3-pointers in the opening frame and finished 9-of-18 from long distance for the contest.

USF closed the gap to one point early in the second half, but MSU was able to respond and never gave up its advantage. Turnovers down the stretch played a key role, several times stopping USF from swinging the momentum in its favor. The Bulls concluded the night with 22 miscues, which led to 19 MSU points.

USF Men's Basketball Game Notes

Page 12

UAB 78
USF 62

Lawrence Kinnard and Paul Delaney scored 13 points each to lead UAB to a 78-62 victory over USF.

Wen Mukubu scored 12 points and Maurice Gibbs had 11 for UAB (8-5). The Blazers had a 35-25 lead at halftime and led by as many as 22 points in the second half.

Melvin Buckley scored 16 points, and Kentrell Gransberry had 13 points and 11 rebounds to lead USF (7-5). McHugh Mattis added 12 points for the Bulls.

USF committed 21 turnovers and lost its fourth game in a row. The Bulls now have lost eight in a row to UAB.

USF grabbed an early 8-5 lead but Mukubu drove for a basket and dunked off a steal to spark a 10-0 UAB run.

The Bulls tied it 21-21 on a short jumper by Buckley. But Mukubu hit a 3-pointer to start a 14-4 run that gave UAB its 10-point halftime lead.

Gibbs scored UAB's first 11 points of the second half, hitting three straight 3-pointers from the left corner.

UAB won its eighteenth straight home game, dating to the 2005-06 season.

UAB 78, USF 62

Dec. 27, 2006 Birmingham, Ala.

UAB	min	fg-a	3fg-a	ft-a	reb	ast	to	bk	st	pf	pts
Lawrence Kinnard	28	5-6	3-3	0-0	3	3	3	1	4	2	13
Wen Mukubu	30	4-9	2-6	2-2	4	2	3	2	5	0	12
Jeremy Mayfield	13	3-5	0-0	0-0	4	0	0	0	1	4	6
Maurice Gibbs	29	4-6	3-5	0-0	2	1	0	0	0	0	11
Paul Delaney	28	4-7	0-1	5-5	1	2	4	1	2	4	13
Andre White	18	0-4	0-4	2-2	1	3	2	0	0	3	2
Frank Holmes	21	2-6	0-0	3-3	6	2	0	2	0	4	7
Taurus Dortch	27	4-8	1-3	0-0	2	0	2	0	2	0	9
Howard Crawford	6	1-2	0-0	3-4	1	0	1	0	0	1	5
Team					2						
Totals	27:53	9-22	15-16	26	13	16	6	14	18	78	

USF	min	fg-a	3fg-a	ft-a	reb	ast	to	bk	st	pf	pts
Melvin Buckley	40	6-16	2-7	2-2	5	2	4	0	0	2	16
McHugh Mattis	34	4-6	0-0	4-7	5	0	4	1	1	2	12
Kentrell Gransberry	23	6-9	0-0	1-2	11	2	0	0	4	2	13
Solomon Bozeman	31	2-7	1-4	2-2	0	3	6	0	2	2	7
Jesus Verdejo	26	2-7	1-3	2-4	1	2	5	0	0	1	7
Melvyn Richardson	16	1-1	0-0	1-2	6	0	1	1	0	3	3
Eddie Lovett	3	0-0	0-0	0-0	0	0	0	0	0	0	0
Amu Saaka	28	2-5	0-1	0-0	3	1	1	0	0	4	4
Team					3						
Totals	23:51	4-15	12-19	34	10	21	2	7	16	62	

Halftime: UAB 35-25. **Dead Ball Rebounds:** USF 2-0. **Technical:** None. **Officials:** Curtis Shaw, Ted Hilary, Jim Burr. **Attendance:** 4,164.

WAKE FOREST 67, USF 75											
Dec. 29, 2006 Tampa, Fla.											
WAKE FOREST	min	fg-a	3fg-a	ft-a	reb	ast	to	bk	st	pf	pts
Jamie Skeen	30	3-9	2-6	0-0	8	2	2	1	0	4	8
Michael Drum	23	1-4	0-1	4-6	0	0	2	0	0	2	6
Kyle Visser	37	10-20	0-0	7-8	14	0	3	5	1	3	27
Ishmael Smith	37	5-13	1-7	1-2	5	11	4	0	2	3	12
L.D. Williams	29	4-8	0-1	1-1	5	1	1	0	1	4	9
Shamaine Dukes	2	0-0	0-0	0-0	0	0	0	0	0	0	0
Harvey Hale	11	0-2	0-1	0-0	0	1	0	0	1	0	0
Chas McFarland	4	0-0	0-0	0-0	1	1	0	0	0	1	0
Anthony Gurley	23	2-11	1-7	0-0	1	0	2	0	0	3	5
David Weaver	4	0-0	0-0	0-0	0	0	1	0	0	0	0
Team					0						
Totals	25:67	4-23	13-17	34	16	15	6	5	20	67	
USF	min	fg-a	3fg-a	ft-a	reb	ast	to	bk	st	pf	pts
Melvin Buckley	38	6-16	1-7	2-2	7	1	3	0	0	2	15
McHugh Mattis	30	3-6	0-0	0-0	5	1	4	5	1	3	6
Kentrell Gransberry	22	6-9	0-0	5-6	15	2	1	1	1	3	17
Solomon Bozeman	39	5-9	2-3	3-4	4	5	6	1	2	2	15
Jesus Verdejo	34	4-6	1-2	6-9	1	3	3	0	0	1	15
Melvyn Richardson	8	0-1	0-0	0-0	1	1	0	0	0	0	0
Eddie Lovett	2	0-0	0-0	1-2	0	0	0	0	0	0	0
Amu Saaka	15	1-5	0-0	0-0	4	2	0	0	0	2	2
Aris Williams	12	2-3	0-0	0-0	3	0	0	0	0	2	4
Team					5						
Totals	27:55	4-12	17-23	40	15	17	7	4	16	75	
Halftime: USF 35-21. Dead Ball Rebounds: USF 4-2. Technical: None. Officials: Reggie Greenwood, Bryan Kersey, Jamie Luckey. Attendance: 13,181.											

Wake Forest 67
USF 75

Kentrell Gransberry made three clutch free throws in the final minute to finish with 17 points and 15 rebounds Friday night, helping USF snap a four-game losing streak with a 75-67 victory over Wake Forest.

Jesus Verdejo, Solomon Bozeman and Melvin Buckley scored 15 apiece for the Bulls (8-5), who surpassed their win total for last season despite squandering most of a 16-point second-half lead and only scoring once from the field in the last three minutes.

Wake Forest (7-5), which shot 37 percent and misfired on 19 of 23 attempts from 3-point range, methodically trimmed the deficit to 70-67 on Jamie Skeen's 3-pointer with 37.7 seconds to go.

Verdejo's layup, off a pass from Gransberry, gave South Florida some breathing room, and the Bulls made three of four free throws the rest of the way to put the game away.

Kyle Visser led the Demon Deacons with a career-high 27 points and 14 rebounds. Freshman Ishmael Smith had 12 points and 11 assists.

USF took advantage of Buckley's hot hand and poor shooting by Wake Forest to build a 35-21 halftime lead, with Buckley scoring 18 before the break and the Bulls using an 18-3 run to pull away.

L.D. Williams trimmed Wake's deficit to 47-40 with a three-point play with just over 12 minutes to go. A layup by the Deacons' freshman got his team within five before USF answered the 19-8 surge that carried Wake back into the game with a 9-0 spurt that restored the lead to double-digits.

Bethune-Cookman 49
USF 82

Freshman guard Solomon Bozeman scored a career-high 24 points as the University of South Florida men's basketball team beat Bethune-Cookman 82-49 on Sunday.

Melvin Buckley added 13 points for USF (9-5), which opens Big East Conference play Tuesday at No. 12 Connecticut.

Bethune-Cookman (2-8), which has lost seven straight games, got 10 points from Dwayne Pettus. Jimmy Hudson, who entered averaging a team-best 14.9 points, was held to eight points.

Bozeman had a four-point play to put USF up 32-13 with 7:42 left in the first half. He was fouled while making a 3-point jumper and then made the ensuing free throw.

USF went ahead 65-38 with 9:17 to play after Bozeman hit four consecutive free throws after Bethune-Cookman coach Cliff Reed was given two technical fouls and ejected for arguing with the referees.

Bozeman went 4-for-5, all from 3-point range, from the field. He also made 12 of 13 free throws.

BCC 49, USF 82

Dec. 31, 2006 Tampa, Fla.

BCC	min	fg-a	3fg-a	ft-a	reb	ast	to	bk	st	pf	pts
Jimmy Hudson	36	2-9	0-4	4-7	3	1	3	1	1	4	8
Ron Mitchell	19	1-4	0-0	1-2	6	1	3	0	1	5	3
Jimmy Nelson	27	1-7	0-0	3-4	1	0	4	0	0	3	5
Dwayne Pettus	32	5-10	0-1	0-0	2	0	3	0	0	1	10
Damitrus Coleman	25	2-4	0-0	4-8	4	2	1	0	7	3	8
Jordan Carrier	9	0-1	0-0	0-0	0	1	0	0	2	1	0
Josh Cummings	23	2-7	1-3	0-0	2	3	3	0	0	2	5
Kevan Creppy	9	1-2	0-0	0-1	4	0	0	0	0	2	2
John Anderson	21	4-5	0-0	0-0	6	0	1	1	0	4	8
Team											
Totals	18:49	1-8	12-22	28	8	18	2	11	24	49	

USF	min	fg-a	3fg-a	ft-a	reb	ast	to	bk	st	pf	pts
Melvin Buckley	21	4-8	3-6	2-4	3	2	1	0	0	0	13
McHugh Mattis	29	5-8	0-0	0-1	3	1	3	4	3	3	10
Kentrell Gransberry	21	4-4	0-0	4-5	9	2	1	1	2	4	12
Solomon Bozeman	29	4-5	4-5	12-13	0	7	2	0	0	1	24
Jesus Verdejo	25	1-3	0-2	0-2	1	4	4	0	1	3	2
Melvyn Richardson	12	1-2	0-0	1-2	2	1	0	0	2	1	3
Jared Rubens	2	0-0	0-0	0-0	0	0	1	0	0	0	0
Eddie Lovett	27	2-4	0-0	2-2	4	2	1	0	1	2	6
Amu Saaka	25	3-6	0-2	3-4	6	2	2	0	0	2	9
Aris Williams	9	1-2	0-0	1-3	4	1	2	0	0	2	3
Team											
Totals	25:42	7-15	25-36	32	22	17	5	9	18	82	

Halftime: USF 47-21. **Dead Ball Rebounds:** USF 5-3. **Technical:** Coleman (BCC), Team (2 - BCC). **Officials:** Jeff Clark, Doug Shows, Mike Stuart. **Attendance:** 2,114.

USF Men's Basketball Game Notes

Page 13

UConn 69, USF 50

Jan. 2, 2007

Hartford, Conn.

UConn	min	fg-a	3fg-a	ft-a	reb	ast	to	bk	st	pf	pts
Marcus Johnson	20	2-4	0-0	0-0	0	1	2	0	2	2	4
Jeff Adrien	34	7-14	0-0	2-5	15	0	1	0	1	1	16
Hasheem Thabeet	20	0-2	0-0	1-2	4	1	1	5	0	4	1
Jerome Dyson	29	5-11	2-4	4-4	3	4	2	1	0	1	16
A.J. Price	24	4-9	1-3	1-1	8	6	1	1	2	2	10
Doug Wiggins	22	4-9	1-3	0-0	3	1	0	0	2	1	9
Curtis Kelly	6	0-1	0-0	0-0	0	0	0	0	0	0	0
Stanley Robinson	10	1-2	0-1	1-2	0	0	0	0	0	0	3
Craig Austrie	18	3-6	3-3	0-0	1	2	1	0	1	0	9
Rob Garrison	1	0-0	0-0	0-0	0	0	0	0	0	0	0
Jonathan Mandel	15	0-0	0-0	1-2	1	0	2	1	1	5	1
Gavin Edwards	1	0-0	0-0	0-0	0	0	0	0	0	0	0
Team					3						
Totals	26-58	7-14	10-16	3-8	15	11	8	9	16	69	

USF	min	fg-a	3fg-a	ft-a	reb	ast	to	bk	st	pf	pts
Melvin Buckley	38	7-15	3-7	0-0	3	0	3	0	0	1	17
McHugh Mattis	39	6-8	0-0	1-2	6	1	5	5	4	13	
Kentrell Gransberry	30	3-6	0-0	6-11	4	0	2	0	0	3	12
Solomon Bozeman	40	2-6	0-3	4-4	1	5	1	1	1	4	8
Jesus Verdejo	8	0-1	0-1	0-0	1	2	4	0	0	2	
Melvyn Richardson	14	0-1	0-0	0-0	3	0	1	0	1	3	0
Eddie Lovett	8	0-0	0-0	0-0	0	2	1	0	0	0	0
Amu Saaka	23	0-3	0-1	0-0	2	0	0	0	0	2	0
Team					3						
Totals	18-40	3-12	11-17	2-8	10	17	6	7	19	50	

Halftime: UConn 39-25. **Dead Ball Rebounds:** UConn 3-2. **Technical:** None. **Officials:** Tom Lopes, Tim Clougherty, Earl Walton. **Attendance:** 15,174.

No. 14/18 UConn 69 USF 50

Jeff Adrien and Jerome Dyson both scored 16 points and No. 18 Connecticut bounced back from its first loss of the season with a 69-50 victory over USF on Tuesday night.

UConn (12-1, 1-1 Big East), which lost at West Virginia on Saturday, led by 14 points at halftime and scored the first 11 points of the second half.

USF (9-6, 0-1) didn't make a field goal in the second half until Melvin Buckley hit a 3-pointer with 14:25 left that made it 50-28.

Buckley led the Bulls with 17 points.

UConn went up 57-32 when 7-foot-3 freshman Hasheem Thabeet blocked a shot that sparked a fast break that ended when A.J. Price found Stanley Robinson for a two-handed slam.

UConn went underneath early to Adrien, who had nine points and nine of his 15 rebounds in the first half. But the Huskies began pulling away after going to a three-guard lineup.

Freshman guard Doug Wiggins came off the bench with UConn leading 8-7 five minutes into the game and immediately hit a 3-pointer and then a jumper. He was 4-of-6 from the field in the half, scoring all nine of his points.

Dyson and Craig Austrie both had two 3-pointers to help UConn take a 39-25 half-time lead.

Austrie also had nine points, and UConn's bench outscored USF's 22-0.

The Bulls shot 55 percent from the field in the first half, but hit just 35 percent over the final 20 minutes.

USF's McHugh Mattis, leading the conference in blocked shots, had five, while Thabeet had five for UConn.

No. 10/10 Pittsburgh 69 USF 48

Pittsburgh overcame another ineffective game by star Aaron Gray, turning to a smaller unit to open an 11-point lead over USF in the first half and the No. 10 Panthers were never pushed after that in a 69-48 victory Sunday.

Junior center Kentrell Gransberry led the Bulls with 14 points and also grabbed nine rebounds. Sophomore Jesus Verdejo had 12 points and senior Melvin Buckley added 10 points in the second-straight loss to a nationally ranked opponent.

The 7-foot Gray, the Big East preseason player of the year, scored in single digits for the fourth game in a row -- he had seven points on 2-for-7 shooting in only 20 minutes. Also, 6-10 power forward Levon Kendall was held to five points by the smaller Bulls.

Pitt led 16-15 before going on a 10-0 run late in the first half with both Gray and Kendall on the bench. Antonio Graves hit a 3-pointer and scored on a driving layup and backup guard Ronald Ramon followed with a 3-pointer to make it 26-15.

The Panthers, playing the Bulls (9-7, 0-2) for the first time in the Big East, then limited USF to four points in the first 8½ minutes of the second half while opening a 42-26 lead. During that stretch, Sam Young made three free throws during an 8-0 run.

Pitt came into the game shooting 39 percent from 3-point range, only to make 10-of-16 (63 percent) with LeVance Fields going 3-of-4 and Ramon 3-of-5. Fields was Pitt's only double-figure scorer with 11 points, but the balanced Panthers had seven players with seven or more points.

No. 10 PITT 69, USF 48

Jan. 7, 2007

Pittsburgh, Pa.

PITT	min	fg-a	3fg-a	ft-a	reb	ast	to	bk	st	pf	pts
Levon Kendall	22	2-4	1-1	0-1	7	0	1	0	1	2	5
Mike Cook	23	4-9	0-0	1-2	3	3	0	0	1	1	9
Aaron Gray	20	2-7	0-0	3-4	5	0	0	4	0	4	7
LeVance Fields	27	4-7	3-4	0-1	2	5	1	0	1	1	11
Antonio Graves	24	4-10	1-1	0-0	0	2	1	0	0	3	9
Keith Benjamin	18	3-4	1-1	0-0	0	1	2	0	1	0	7
Ronald Ramon	25	3-6	3-5	0-0	3	5	0	0	0	3	9
Tyrell Biggs	17	1-5	1-3	0-0	3	0	0	0	0	3	3
Doyle Hudson	3	1-2	0-0	0-0	2	0	0	0	0	0	2
Sam Young	18	2-7	0-1	3-4	5	0	1	1	1	0	7
Geoff Rizk	1	0-0	0-0	0-0	0	0	0	0	0	0	0
Maurice Polen	2	0-0	0-0	0-0	0	0	0	0	0	0	0
Team					4						
Totals	26-61	10-16	7-12	3-8	18	8	5	5	17	69	

USF	min	fg-a	3fg-a	ft-a	reb	ast	to	bk	st	pf	pts
Melvin Buckley	31	3-9	2-5	2-2	1	1	2	0	0	2	10
McHugh Mattis	33	1-8	0-0	1-2	6	1	4	3	0	1	3
Kentrell Gransberry	31	6-11	0-0	2-6	9	1	1	0	0	2	14
Solomon Bozeman	33	2-4	1-3	2-2	4	4	4	0	0	3	7
Jesus Verdejo	35	5-10	2-5	0-0	0	3	2	0	0	2	12
Melvyn Richardson	12	0-0	0-0	0-0	0	0	1	0	0	1	0
Eddie Lovett	2	0-0	0-0	0-0	1	0	0	0	0	1	0
Amu Saaka	23	1-2	0-0	0-0	4	1	0	2	1	2	2
Team					4						
Totals	18-44	5-13	7-12	2-8	12	15	5	1	14	48	

Halftime: PITT 32-22. **Dead Ball Rebounds:** PITT 4-1. **Technical:** None. **Officials:** Curtis Shaw, Ed Corbett, Pat Driscoll. **Attendance:** 11,675.

LOUISVILLE 81, USF 55

Jan. 10, 2007

Tampa, Fla.

LOUISVILLE	min	fg-a	3fg-a	ft-a	reb	ast	to	bk	st	pf	pts
Terrence Williams	38	6-11	3-8	2-3	9	3	2	2	1	2	17
David Padgett	34	4-6	0-0	3-4	6	2	1	3	0	2	11
Edgar Sosa	19	3-7	1-4	5-6	1	3	2	0	0	4	12
Brandon Jenkins	34	5-6	4-4	0-0	4	3	0	0	1	5	14
Jerry Smith	36	4-8	2-5	1-2	7	3	5	0	3	2	11
Brad Gianiny	3	0-0	0-0	0-0	0	1	0	0	0	0	0
Perrin Johnson	4	0-1	0-0	0-0	0	1	0	0	0	0	0
Will Scott	14	2-6	2-6	0-0	1	1	5	0	0	5	6
Chris Current	14	3-6	1-3	3-3	1	1	0	0	1	1	10
Terrence Farley	4	0-0	0-0	0-0	1	0	0	0	0	2	0
Team					2						
Totals	27-51	13-30	14-18	3-2	18	15	5	6	23	81	

USF	min	fg-a	3fg-a	ft-a	reb	ast	to	bk	st	pf	pts
Melvin Buckley	29	5-10	5-10	0-0	2	0	5	0	0	3	15
McHugh Mattis	39	3-11	0-0	3-8	4	2	4	1	2	2	9
Kentrell Gransberry	36	8-11	0-0	3-5	8	2	0	1	2	0	19
Solomon Bozeman	26	0-2	0-2	2-2	1	3	2	0	0	3	2
Jesus Verdejo	28	1-4	0-3	6-11	5	3	1	0	0	3	8
Melvyn Richardson	3	0-1	0-0	0-0	0	0	0	0	0	0	0
Eddie Lovett	2	0-0	0-0	0-0	0	0	0	0	0	1	0
Amu Saaka	17	0-1	0-0	2-2	3	0	2	0	0	2	2
Chris Howard	20	0-1	0-0	0-0	1	5	5	0	1	3	0
Team					1						
Totals	17-41	5-15	16-28	2-5	15	19	2	5	17	55	

Halftime: UL 27-19. **Dead Ball Rebounds:** USF 6-1. **Technical:** None. **Officials:** Reggie Greenwood, Les Jones, Ray Perone. **Attendance:** 4,410.

Louisville 81 USF 55

USF junior Kentrell Gransberry scored 19 points and grabbed eight rebounds in an 81-55 loss to Louisville Wednesday night in the Sun Dome.

The Bulls are now 9-8 overall and 0-3 in the conference while Louisville is 10-6 overall and 1-1 in the BIG EAST.

In the first half the Bulls found themselves down by a point-a-minute, 12-4, with 12:20 left in the period. USF pulled within four points at the five-minute mark, but Uof L snatched an 11-point lead over the next three minutes. USF battled back to an eight-point deficit to end the half 27-19.

Gransberry led all scorers in the first half with 10 points and added a team-high four rebounds in the first 20 minutes.

After the break USF closed the gap to four points, 26-30, but following a Louisville time out, the Cardinals hit back-to-back treys and a layup to break open the game by 12 points.

Another pair of long-range makes from Louisville at 6:18 gave the Cardinals a 61-40 advantage and final control of the game.

Gransberry's game-high 19 points were complimented by 15 points, 5-10 treys, from senior Melvin Buckley and nine points from senior McHugh Mattis. Freshman Chris Howard added five assists to the USF effort.

The Bulls shot 41.5 percent (17-41) overall, and just 33.3 percent (5-15) from long range. The Cardinals hit 27-51 (52.9 percent) from the field and 13-30 from the three-point arc.

Page 14

Cincinnati	59
USF	74

Junior center Kentrell Gransberry notched his fifth double-double with 21 points and 15 rebounds to lead the University of South Florida past Cincinnati, 74-59, Sunday afternoon in the Sun Dome.

The Bulls are now 10-8 overall and 1-3 in the BIG EAST while the Bearcats drop to 9-7 overall and 0-2 in the BIG EAST.

Following an eight-point USF lead with 10 minutes remaining in the first, Cincinnati hit a trey to cut the margin to five. Three minutes later the Bulls had opened up the game 31-20, but again UC hit a triple to cut the double-digit lead.

USF kept Cincinnati at a distance the final four minutes of the half, never letting the Bearcats within less than eight.

The Bulls shot 46.2 percent (12-26) in the first period, led by senior forward McHugh Mattis's nine points and two blocks. Freshman guard Solomon Bozeman had six assists while Gransberry dominated the boards with seven.

Leading 35-24 at the half, the Bulls came out in the second period with a 15-3 run in the first eight minutes.

Back-to-back 3-point plays by Gransberry and a trey by senior forward Melvin Buckley put the Bulls ahead 52-27 at 11:44 in the second half.

Cincinnati struck back with 16 unanswered points to draw the game within nine. A layup by Mattis ended the Bulls' scoring drought, tallying USF's first basket in two minutes.

After the Cincinnati scoring drive, the Bulls kept at least a nine-point distance over the Bearcats the remaining eight minutes of the BIG EAST match up.

Along with Gransberry, three Bulls - Mattis, Buckley and Bozman - also notched double-figures with 17, 16 and 10 points, respectively.

CINCINNATI 59, USF 74

Jan. 14, 2007

Tampa, Fla.

CINCINNATI	min	fg-a	3fg-a	ft-a	reb	ast	to	bk	st	pf	pts
Marcus Sikes	36	1-6	1-2	1-3	10	2	3	1	2	3	4
Cedric McGowan	32	2-8	0-3	0-0	8	2	3	1	2	3	4
John Williamson	24	1-4	0-0	0-2	7	0	1	0	0	5	2
Deonta Vaughn	33	7-22	3-16	4-5	3	1	3	0	3	4	21
Jamual Warren	22	6-14	0-2	2-4	6	2	1	0	2	4	14
Marvin Gentry	22	3-9	2-5	0-0	1	2	2	0	0	5	8
Timmy Crowell	22	1-2	1-2	1-2	2	3	1	0	1	3	4
Connor Barwin	9	1-1	0-0	0-0	0	0	1	0	0	1	2
Brandon Miller	1	0-0	0-0	0-0	0	0	0	0	0	0	0
Team											
Totals	22:66	7-30	8-16	37	12	15	2	10	28	59	

USF	min	fg-a	3fg-a	ft-a	reb	ast	to	bk	st	pf	pts
Melvin Buckley	40	9-25	2-5	6-6	4	0	1	0	1	2	16
McHugh Mattis	36	8-12	0-0	5-9	7	2	5	1	0	2	16
Michael Berryberry	37	8-14	0-0	5-9	15	0	0	0	0	3	21
Solomon Bozeman	34	2-5	2-5	4-6	4	7	4	0	0	2	10
Chris Howard	32	2-8	0-2	4-7	3	10	1	0	0	2	8
Eddie Lovett	32	0-0	0-0	0-0	1	0	1	0	0	0	0
Amu Saaka	18	0-2	0-0	2-2	4	1	2	0	0	2	2
Team					3						
Totals	24-50	4-12	22-35	41	22	17	5	7	14	74	

Halftime: USF 35-24. **Dead Ball Rebounds:** USF 7-6. **Technical:** None. **Officials:** Karl Hess, Ted Hillary, Michael Stephens. **Attendance:** 3,449.

WEST VIRGINIA 69, USF 58

Jan. 17, 2007

Morgantown, W.V.

WVU	min	fg-a	3fg-a	ft-a	reb	ast	to	bk	st	pf	pts
Joe Alexander	28	5-13	0-4	0-0	6	0	2	3	0	2	10
Frank Young	31	5-12	0-0	2-2	3	1	2	0	0	2	16
Rob Summers	25	1-2	0-0	2-4	5	0	0	3	3	3	4
Darris Nichols	36	3-7	2-5	1-3	1	6	0	0	1	2	9
Alex Ruffo	37	5-12	1-7	2-2	7	7	1	1	3	2	13
Da Sean Butler	23	6-12	0-4	0-0	6	1	0	0	0	1	12
Joe Mazzulla	7	0-1	0-1	0-0	0	0	0	0	0	2	0
Jamie Smalligan	13	2-3	1-1	0-0	2	1	0	0	0	0	5
Team					3						
Totals	27-62	8-32	7-11	33	16	5	7	8	15	69	

USF	min	fg-a	3fg-a	ft-a	reb	ast	to	bk	st	pf	pts
McHugh Mattis	38	8-13	0-0	2-4	11	1	1	5	1	1	18
Melvin Buckley	38	6-14	4-9	1-2	5	1	2	1	0	2	17
Kentrell Gransberry	25	4-8	0-0	3-8	9	0	3	0	0	5	11
Solomon Bozeman	30	0-2	0-1	0-0	5	5	3	0	0	4	0
Chris Howard	32	0-4	0-2	2-5	3	3	5	1	1	3	2
Chris Capko	6	0-0	0-0	0-0	0	1	0	0	0	0	0
Eddie Lovett	3	0-1	0-0	0-0	1	0	0	0	0	0	0
Amu Saaka	1	0-0	0-0	0-0	0	0	0	0	0	0	0
Jesus Verdejo	28	4-8	1-4	1-1	4	3	1	0	0	1	10
Team					1						
Totals	22:50	5-16	9-20	39	14	16	7	2	17	58	

Halftime: WVU 34-23. **Dead Ball Rebounds:** USF 5-1. **Technical:** None. **Officials:** Jim Burr, Les Jones, John Gaffney. **Attendance:** 8,901.

West Virginia	69
USF	58

USF cut a double-digit second-half deficit to three points, but couldn't get any closer in a 69-58 BIG EAST loss at West Virginia Wednesday night.

Senior forward McHugh Mattis led a group of four Bulls in double figures, finishing with 18 points and 11 rebounds for the double-double. Classmate Melvin Buckley chipped in 17 points and junior Kentrell Gransberry contributed 11 points and nine rebounds in 25 foul-plagued minutes.

The Bulls fell behind 16-4 in the opening minutes as the Mountaineers came out clicking offensively from behind the 3-point line. WVU finished with eight treys in the game, but only one came following intermission.

Trailing by 11 points at halftime, the Bulls began to close the gap in the opening minutes of the second stanza. USF used a 10-2 run to set the score at 43-40 with 13:20 on the clock, but would get no closer the rest of the way. WVU recorded an 8-1 run of its own to push the team comfortably ahead and it never looked back.

USF finished with a 39-33 advantage on the boards, but shot just 9-of-20 from the charity stripe. WVU was also able to turn Bull miscues into 16 points.

No. 20 Notre Dame	82
USF	58

An extended first-half scoring drought proved to be the difference in an 82-58 loss by USF at No. 20 Notre Dame.

Senior Kentrell Gransberry led the way with his sixth double-double in 13 games, finishing with 23 points and 11 rebounds.

Senior forward McHugh Mattis chipped in 10 points, three rebounds and three blocks before fouling out with 12:14 left in the second half. The injury depleted Bulls entered the game with just eight scholarship players, which included Amu Saaka. Saaka attempted to play on the injured ankle that limited him to less than a minute at West Virginia, but couldn't give more than four minutes Sunday.

USF's offensive attack came out firing in the opening minutes of the first half. The Bulls led by as many as five points early before the wheels started to come off. Leading 24-23 with 8:32 left in the opening stanza, Notre Dame would close the half with a 19-2 run and owned a 42-26 advantage at the break.

The Bulls, who were well over 50 percent from the field in the first 10 minutes, finished 37.5 percent (9-of-24) from the floor and nine USF turnovers led to 10 Fighting Irish points.

USF made its final run in the opening moments of the second half. After falling behind by 19 points, the Bulls closed the gap to 48-38 with some strong work underneath by Gransberry. Trailing by 10 and in possession of the ball, USF turned it over just before the first media timeout. ND responded with a 3-point play and a trey on back-to-back possessions to end the momentum.

The Bulls concluded the game at 41.2 percent from the field.

NO. 20 NOTRE DAME 82, USF 58

Jan. 21, 2007

Notre Dame, Ind.

NOTRE DAME	min	fg-a	3fg-a	ft-a	reb	ast	to	bk	st	pf	pts
Rob Kurz	30	5-10	2-2	9-10	10	1	2	4	1	3	21
Luke Harangody	14	1-4	0-0	2-2	5	0	1	0	0	3	4
Tory Jackson	29	5-8	0-1	1-4	5	2	0	0	0	3	11
Colin Falls	34	5-12	3-9	1-2	4	5	1	0	3	3	14
Russell Carter	23	4-13	0-4	1-1	5	2	3	1	2	3	9
Joe Harden	3	1-2	1-1	0-0	0	0	0	0	0	0	3
Jonathan Peoples	15	1-4	0-1	0-0	5	2	0	1	0	2	2
Zach Hillstead	22	3-4	0-0	3-4	3	4	1	2	1	1	9
Kieran Piller	1	0-0	0-0	0-0	0	0	0	0	0	0	0
Luke Zeller	15	3-4	1-2	0-0	4	0	1	0	0	0	7
Ryan Ayers	14	1-3	0-1	0-1	3	0	1	0	1	1	2
Team					2						
Totals	29:64	7-21	17-21	45	19	12	8	8	19	82	

USF	min	fg-a	3fg-a	ft-a	reb	ast	to	bk	st	pf	pts
Melvin Buckley	32	3-10	3-6	2-2	2	1	2	0	0	1	11
McHugh Mattis	37	3-7	0-0	4-5	4	0	0	3	1	5	10
Kentrell Gransberry	35	10-17	0-0	3-12	11	2	1	0	1	4	23
Solomon Bozeman	19	1-4	0-1	2-2	3	0	4	0	2	0	4
Chris Howard	34	4-8	0-0	0-0	4	6	2	0	2	1	8
Chris Capko	13	0-1	0-0	0-0	1	1	0	0	0	0	0
Eddie Lovett	13	0-2	0-1	0-0	0	0	0	0	0	2	0
Aru Saaka	4	0-0	0-0	0-0	0	2	1	0	0	0	0
Jesus Verdejo	33	0-2	0-1	2-4	4	1	5	1	3	2	2
Team					1						
Totals	21-51	3-9	13-25	30	13	15	4	9	15	58	

Halftime: ND 42-26. **Dead Ball Rebounds:** USF 5-1. **Technical:** None. **Officials:** Mike Kitts, Ed Corbett, James Breeding. **Attendance:** 9,074.

USF Men's Basketball Game Notes

Page 15

RUTGERS 40, USF 62													
Jan. 24, 2007							Tampa, Fla.						
RUTGERS	min	fg-a	3fg-a	ft-a	reb	ast	to	bk	st	pf	pts		
Adrian Hill	14	3-3	0-0	1-2	4	0	0	0	0	4	7		
JR Inman	30	4-10	0-1	2-2	8	0	1	0	0	3	10		
Marquis Webb	31	2-8	1-5	0-0	1	2	1	0	1	1	5		
Anthony Farmer	28	0-6	0-0	0-1	2	2	3	0	1	4	0		
Jaron Griffin	24	2-12	0-4	0-1	4	3	1	0	0	1	4		
Courtney Nelson	11	0-3	0-2	0-0	0	0	1	0	0	0	0		
Hamady N'Diaye	16	2-5	0-0	0-0	6	0	1	2	0	4	4		
Jon Mimmo	8	0-3	0-3	0-0	3	0	0	0	0	2	0		
Ollie Bailey	21	3-5	0-0	4-8	7	3	2	0	1	1	10		
Jason Cherry	1	0-0	0-0	0-0	0	0	0	0	0	0	0		
Shayle Keating	4	0-2	0-2	0-0	0	0	0	0	0	0	0		
Frank Russell	12	0-1	0-0	0-0	1	0	0	1	0	1	0		
Team					1								
Totals	16:58	1-17	7-14	37	10	10	3	3	21	40			
USF	min	fg-a	3fg-a	ft-a	reb	ast	to	bk	st	pf	pts		
Melvin Buckley	31	3-7	2-5	3-4	8	0	2	1	0	5	11		
McHugh Mattis	22	3-4	0-0	0-0	4	2	3	1	0	4	6		
Kentrell Gransberry	33	4-10	0-0	5-7	13	3	1	1	1	3	13		
Jesus Verdejo	25	4-6	2-3	0-0	2	3	2	0	3	0	10		
Chris Howard	33	4-10	0-2	2-3	5	4	1	0	2	2	10		
Melvyn Richardson	8	0-1	0-0	1-2	3	0	1	0	0	1	1		
Chris Capko	4	1-1	0-0	0-0	0	0	0	0	0	0	2		
Eddie Lovett	1	0-0	0-0	0-0	0	0	0	0	0	0	0		
Amu Saaka	17	2-3	0-0	0-0	2	1	2	1	0	2	4		
Solomon Bozeman	26	1-5	1-4	2-2	1	3	0	0	0	1	5		
Team					2								
Totals	22:47	5-14	13-18	40	16	12	4	6	18	62			
Halftime: USF 38-18. Dead Ball Rebounds: RU 2-0. Technical: None. Officials: Bob Donato, Bernard Clinton, Gary Pranger. Attendance: 3,961.													

Rutgers 40
USF 62

Junior center Kentrell Gransberry recorded his seventh double-double of the season in the University of South Florida men's basketball team's 62-40 BIG EAST victory over Rutgers Wednesday night at the Sun Dome.

Gransberry scored 13 points and had 13 rebounds in his 14th game of the season.

The Bulls (11-10, 2-5 BIG EAST) opened fire on the Scarlet Knights in the first half, hitting 15-24 from the field, a 62.5 percent clip, to take a 38-18 halftime lead.

USF also converted 5-of-8 from long range in the first half, with two bombs apiece from senior forward Melvin Buckley and sophomore guard Jesus Verdejo.

After the intermission Rutgers tried to make a run at the Bulls, but couldn't get any closer than 18 points, partly due to an eight-point second-half performance by freshman guard Chris Howard.

Howard was one of four Bulls to notch double-digit scoring, dropping 10 points along with dishing four assists and snatching two steals. Verdejo also registered 10 points, three assists and three steals, while Buckley added 11 points and eight rebounds.

The Bulls ended the game hitting 22-47 (46.8 percent) overall and 35.7 percent (5-14) from behind the 3-point line.

The 22-point victory snapped a two-game losing streak and marked the largest victory in the squad's short BIG EAST history. Rutgers' shooting percentage (27.6 percent) marked the lowest (fifth-lowest ever) by a USF opponent since Jacksonville connected on just 27.1 percent of its chances in 1996.

Page 16

	FG	-FGA	PCT	3FG	-3FGA	PCT	FT	-FTA	PCT	REB	A	TO	BLK	ST	PF-DQ	1ST	2ND	OT	SCORE
Buffalo	24	-59	.407	5	-18	.278	8	-12	.667	40	15	25	5	8	26-1	28	33	--	61
@ USF	21	-44	.477	8	-17	.471	27	-38	.711	29	16	20	7	15	16-0	31	46	--	77
South Carolina St.	27	-62	.435	11	-28	.393	4	-8	.500	28	14	11	3	5	24-0	36	33	--	69
@ USF	27	-47	.574	7	-10	.700	21	-29	.700	34	20	12	7	5	13-0	37	45	--	82
FIU	16	-56	.286	5	-19	.263	13	-19	.684	31	10	13	0	2	22-2	27	23	--	50
@ USF	29	-58	.500	5	-17	.294	16	-22	.727	43	16	11	5	6	20-1	43	36	--	79
Stetson	27	-74	.365	5	-21	.238	13	-15	.867	42	10	20	3	7	29-3	29	30	13	72
@ USF	22	-57	.386	5	-24	.208	28	-35	.800	46	17	25	8	10	19-1	29	30	18	77
Richmond	18	-34	.529	7	-13	.538	13	-20	.650	25	10	16	2	5	20-0	27	29	--	56
@ USF	18	-46	.391	2	-13	.154	8	-20	.400	33	13	13	4	8	20-0	21	25	--	46
@ Winston-Salem St.	16	-51	.314	5	-18	.278	6	-16	.375	26	7	20	2	5	29-3	22	21	--	43
USF	19	-26	.528	5	-12	.417	20	-29	.690	34	11	24	11	9	18-0	21	42	--	63
@ East Carolina	19	-58	.328	5	-22	.227	9	-16	.563	28	10	8	8	11	19-0	23	29	--	52
USF	20	-54	.370	7	-14	.500	18	-24	.750	51	13	16	4	1	14-0	28	37	--	65
vs. Norfolk St.	18	-53	.340	2	-12	.167	18	-34	.529	38	10	18	5	0	24-1	28	28	--	56
USF	32	-63	.508	7	-19	.368	16	-26	.615	41	19	9	6	5	28-1	38	49	--	87
vs. TAMU-CC	26	-54	.481	6	-13	.462	11	-15	.733	35	17	19	6	7	22-0	32	37	--	69
USF	20	-50	.400	4	-17	.235	19	-31	.613	32	8	18	5	9	14-0	32	31	--	63
@ UNLV	25	-59	.424	3	-19	.158	21	-28	.750	33	17	10	9	14	18-0	34	40	--	74
USF	21	-54	.389	3	-13	.231	14	-20	.700	45	9	23	2	1	23-0	28	31	--	59
Missouri St.	33	-65	.508	9	-18	.500	6	-11	.545	31	22	14	3	10	12-0	44	37	--	81
@ USF	26	-54	.481	7	-24	.292	10	-14	.714	33	18	22	5	9	10-0	40	29	--	69
@ UAB	27	-53	.509	9	-22	.409	15	-16	.938	26	13	16	6	14	18-0	35	43	--	78
USF	23	-51	.451	4	-15	.267	12	-19	.632	34	10	21	2	7	16-0	25	37	--	62
vs. Wake Forest	25	-67	.373	4	-23	.174	13	-17	.765	34	16	15	6	5	20-0	21	46	--	67
USF	27	-55	.491	4	-12	.333	17	-23	.739	40	15	17	7	4	16-0	35	40	--	75
Bethune-Cookman	18	-49	.367	1	-8	.125	12	-22	.545	28	8	18	2	11	24-1	21	28	--	49
@ USF	25	-42	.595	7	-15	.467	25												

USF Men's Basketball Game Notes


Page 17

GAME-BY-GAME SCORING/REBOUNDING

OPPONENT	BOZEMAN	BUCKLEY	CANN	CAPKO	GRANSBERRY	HOWARD	LOVETT	MATTIS	RICHARDSON	SAAKA	VERDEJO	WILLIAMS
Buffalo	23/1	29/8	--	6/4	--	--	4/0	11/2	4/8	--	--	0/3
SC St.	6/3	18/3	--	10/3	--	--	0/0	18/12	9/6	12/2	--	9/5
FIU	9/7	15/3	--	6/1	--	--	2/1	22/14	15/9	6/5	--	4/9
Stetson	17/7	29/12	--	0/0	--	--	0/1	20/5	3/3	8/8	--	0/9
Richmond	11/4	8/7	--	0/0	--	--	0/1	21/10	2/3	4/3	--	0/4
@ Win.-Salem St.	17/6	5/2	--	2/0	--	--	5/1	22/10	4/3	2/7	--	6/5
@ ECU	16/5	20/8	--	7/2	--	--	0/0	9/14	2/2	2/4	--	9/10
vs. Norfolk St.	13/2	15/3	--	0/3	24/11	--	4/2	8/3	0/4	3/8	20/0	0/0
vs. TAMU-CC	15/1	14/2	--	0/1	10/10	--	--	10/8	3/2	1/0	10/3	--
@ UNLV	15/3	12/5	--	0/1	5/17	--	--	8/6	0/2	5/6	14/1	--
Missouri St.	8/4	28/8	--	--	15/9	--	2/1	4/4	0/4	4/1	8/2	--
@ UAB	7/0	16/5	--	--	13/11	--	0/0	12/5	3/6	4/3	7/1	--
vs. Wake Forest	15/4	15/7	--	--	17/15	--	1/0	6/5	0/1	2/4	15/1	4/3
BCC	24/0	13/3	--	--	12/9	--	6/4	10/3	3/2	9/6	4/1	3/4
@ UConn	8/1	17/3	--	--	12/4	--	0/0	13/6	0/3	0/2	0/1	--
@ Pittsburgh	7/4	10/1	--	--	14/9	--	0/0	3/6	0/0	2/4	12/0	--
Louisville	2/1	15/2	--	--	19/8	0/1	0/0	9/4	0/0	2/3	8/5	--
Cincinnati	10/4	16/4	--	--	21/15	8/3	0/1	17/7	--	2/4	--	--
@ WVU	0/5	17/5	--	0/0	11/9	2/3	0/1	18/11	--	0/0	10/4	--
@Notre Dame	4/3	11/2	--	0/1	23/11	8/4	0/0	10/4	--	0/0	2/4	--
Rutgers	5/1	11/8	--	2/0	13/13	10/5	0/0	6/4	1/3	4/2	10/2	--
Marquette												
Notre Dame												
@ St. John's												
@ Louisville												
Syracuse												
DePaul												
@ Seton Hall												
Providence												
@ DePaul												

GAME-BY-GAME STARTERS

Opponent	Guard	Guard	Forward	Forward	Center
Buffalo	Capko	Bozeman	Buckley	Mattis	Richardson
SC St.	Capko	Bozeman	Buckley	Mattis	Richardson
FIU	Capko	Saaka	Buckley	Mattis	Richardson
Stetson	Capko	Bozeman	Buckley	Mattis	Richardson
Richmond	Capko	Bozeman	Buckley	Mattis	Richardson
@ Win.-Salem St.	Capko	Bozeman	Buckley	Mattis	Richardson
@ ECU	Capko	Bozeman	Buckley	Mattis	Williams
vs. Norfolk St.	Saaka	Bozeman	Buckley	Mattis	Williams
vs. TAMU-CC	Verdejo	Bozeman	Buckley	Mattis	Gransberry
@ UNLV	Verdejo	Bozeman	Buckley	Mattis	Gransberry
Missouri St.	Verdejo	Bozeman	Buckley	Mattis	Gransberry
@ UAB	Verdejo	Bozeman	Buckley	Mattis	Gransberry
vs. Wake Forest	Verdejo	Bozeman	Buckley	Mattis	Gransberry
BCC	Verdejo	Bozeman	Buckley	Mattis	Gransberry
@ UConn	Verdejo	Bozeman	Buckley	Mattis	Gransberry
@ Pittsburgh	Verdejo	Bozeman	Buckley	Mattis	Gransberry
Louisville	Verdejo	Bozeman	Buckley	Mattis	Gransberry
Cincinnati	Howard	Bozeman	Buckley	Mattis	Gransberry
@ WVU	Howard	Bozeman	Buckley	Mattis	Gransberry
@Notre Dame	Howard	Bozeman	Buckley	Mattis	Gransberry
Rutgers	Howard	Verdejo	Buckley	Mattis	Gransberry
Marquette					
Notre Dame					
@ St. John's					
@ Louisville					
Syracuse					
DePaul					
@ Seton Hall					
Providence					
@ DePaul					



SOLOMON bozeman

Magnolia, Ark.

Magnolia HS

Freshman ♦ 6-0 ♦ 165 ♦ HS

2006-07: Earned a spot in the starting lineup against Buffalo (11/13) ... netted 23 points, the most in school history by a freshman in his debut

... knocked down 4-of-8 shots from the field and 11-of-13 from the free throw line ... all of his field goals were 3-pointers ... dished out nine assists against SC State (11/17) in just 21 minutes of action ... came off the bench against FIU (11/21) and contributed nine points, seven assists and six rebounds in 30 minutes ... scored 17 points, grabbed seven rebounds and dished out five assists against Stetson (11/27) ... made 15-of-16 free throws ... knocked down 28-straight charity tosses before missing against the Hatters ... scored 17 points and grabbed seven rebounds

at Winston-Salem State (12/7) ... made all 10 of his free throw attempts at East Carolina (12/9) en route to 16-point night ... averaged 14.3 points, 2.0 rebounds and 2.0 assists at the Duel In The Desert (12/17-19) ... netted 15 points on 5-of-9 shooting in the win over Wake Forest (12/29) ... also chipped in five assists and four rebounds ... posted personal-best with 24 points against Bethune-Cookman (12/31) ... knocked down 4-of-5 treys and 12-of-13 free throws in the game ... contributed 10 points, seven assists and four rebounds in the win over Cincinnati (1/14) ...

Season & Career Highs

Points

Season 24, vs. BCC (12/31/06)

Career 24, vs. BCC (12/31/06)

Rebounds

Season 7, vs. Stetson (11/27/06)

Career 7, vs. Stetson (11/27/06)

Assists

Season 9, vs. SC St. (11/17/06)

Career 9, vs. SC St. (11/17/06)

Steals

Season 4, vs. Missouri St. (12/22/06)

Career 4, vs. Missouri St. (12/22/06)

Blocked Shots

Season 1, at UConn (1/2/07)

Career 1, at UConn (1/2/07)

Field Goals

Season 5, vs. Wake Forest (12/29/06)

Career 5, vs. Wake Forest (12/29/06)

Field Goal Attempts

Season 12, vs. Richmond (12/5/06)

Career 12, vs. Richmond (12/5/06)

Free Throws

Season 15, vs. Stetson (11/27/06)

Career 15, vs. Stetson (11/27/06)

Free Throw Attempts

Season 16, vs. Stetson (11/27/06)

Career 16, vs. Stetson (11/27/06)

3-Point Field Goals

Season 4, vs. BCC (12/31/06)

Career 4, vs. BCC (12/31/06)

3-Point Field Goal Attempts

Season 7, vs. Buffalo (11/13/06)

Career 7, vs. Buffalo (11/13/06)

2006-07 Statistics


	min	fg-a	3fg-a	ft-a	reb	ast	to	bk	st	pf	pts
Buffalo*	38	4-8	4-7	11-13	1	5	5	0	1	2	23
South Carolina St.*	21	1-2	0-1	4-4	3	9	1	0	0	0	6
FIU	30	1-5	0-4	7-7	6	7	2	0	2	1	9
Stetson*	46	1-6	0-4	15-16	7	5	0	0	3	7	17
Richmond*	37	4-12	0-3	3-4	4	6	4	0	1	4	11
@ Win-Salem St.*	35	4-8	3-6	6-6	6	1	2	0	1	3	17
@ East Carolina*	35	2-10	2-4	10-10	5	3	3	0	1	3	16
vs. Norfolk St.*	31	3-8	2-5	5-6	2	4	1	0	1	1	13
vs. TAMU-CC*	31	3-7	0-2	9-12	1	1	4	0	1	3	15
@ UNLV*	35	4-9	2-4	5-6	3	1	4	0	0	4	15
Missouri St.*	37	2-7	1-6	3-4	4	8	6	0	4	2	8
@ UAB*	31	2-7	1-4	2-2	0	3	6	0	2	2	7
vs. Wake Forest*	39	5-9	2-3	3-4	4	5	6	1	2	2	15
Bethune-Cookman*	29	4-5	4-5	12-13	0	7	2	0	0	1	24
@ Connecticut*	40	2-6	0-3	4-4	1	5	1	1	1	4	8
@ Pittsburgh*	33	2-4	1-3	2-2	4	4	4	0	0	3	7
Louisville*	26	0-2	0-2	2-2	1	3	2	0	0	3	2
Cincinnati*	34	2-5	2-5	4-6	4	7	4	0	2	1	10
@ West Virginia*	30	0-2	0-1	0-0	5	5	3	0	0	4	0
@ Notre Dame*	19	1-4	0-1	2-2	3	0	4	0	2	0	4
Rutgers	26	1-5	1-4	2-2	1	3	0	0	0	1	5
Marquette											
Notre Dame											
@ St. John's											
@ Louisville											
Syracuse											
DePaul											
@ Seton Hall											
Providence											
@ DePaul											

Career Statistics

Season	G	GS	MP	MPG	FG	FGA	PCT	3PT	3PA	PCT	FT	FTA	PCT	REB	AVG	PF-DQ	AS	TO	BS	ST	PTS	AVG
2006-07	21	19	683	32.5	48	131	.366	25	77	.325	111	125	.888	65	3.1	45-0	92	64	2	24	232	11.0

USF Men's Basketball Game Notes

Page 19



MELVIN buckley

Chicago, Ill.
Thornwood HS - Purdue
Senior ♦ 6-7 ♦ 215 ♦ 1L

2006-07: Netted a career-best 29 points in the season opener against Buffalo (11/13) ... knocked down 9-of-16 shots from the field and 7-of-10 from the charity stripe ... also chipped in eight rebounds, five steals, an assist and a block in the win over the Bulls ... scored 18 points on 6-of-11 shooting against SC State (11/17) .. matched career highs in both points (29) and rebounds (12) against Stetson (11/27) ... hit 6-of-7 free throws ... scored 15 points against Norfolk St. (12/17) ... also chipped in three assists, two steals and a block ... averaged 13.3 points and 3.3 rebounds at the Duel In The Desert (12/17-19) ... netted a game-high 28 points against Missouri St. (12/22), including each of the team's final 16 points ... also grabbed eight rebounds against the Bears ... chipped in 15 points and seven rebounds in the win over Wake Forest (12/29) ...

Season & Career Highs

Points

Season 29, vs. Stetson (11/27/06)

Career 29, vs. Stetson (11/27/06)

Rebounds

Season 12, vs. Stetson (11/27/06)

Career 12, vs. Stetson (11/27/06)

Assists

Season 5, vs. Richmond (12/5/06)

Career 5, vs. Richmond (12/5/06)

Steals

Season 5, vs. Buffalo (11/13/06)

Career 5, vs. Buffalo (11/13/06)

Blocked Shots

Season 1, vs. Rutgers (1/24/07)

Career 1, vs. Rutgers (1/24/07)

Field Goals

Season 10, vs. Missouri St. (12/22/06)

Career 10, vs. Missouri St. (12/22/06)

Field Goal Attempts

Season 24, vs. Stetson (11/27/06)

Career 24, vs. Stetson (11/27/06)

Free Throws

Season 7, vs. Buffalo (11/13/06)

Career 7, vs. Buffalo (11/13/06)

Free Throw Attempts

Season 10, vs. Buffalo (11/13/06)

Career 10, vs. Buffalo (11/13/06)

3-Point Field Goals

Season 5, vs. Louisville (1/10/07)

Career 6, vs. Seton Hall (2/8/06)

3-Point Field Goal Attempts

Season 16, vs. Stetson (11/27/06)

Career 16, vs. Stetson (11/27/06)

2006-07 Statistics


	min	fg-a	3fg-a	ft-a	reb	ast	to	bk	st	pf	pts
Buffalo*	40	9-16	4-9	7-10	8	1	4	1	5	3	29
South Carolina St.*	38	6-11	4-6	2-2	3	0	1	0	0	2	18
FIU*	30	5-15	3-8	2-4	3	2	2	0	0	3	15
Stetson*	49	9-24	5-16	6-7	12	1	7	0	2	3	29
Richmond*	38	2-11	2-8	2-2	7	5	1	0	4	2	8
@ Win-Salem St.*	31	1-6	1-4	2-2	2	1	4	0	2	3	5
@ East Carolina*	39	7-17	4-8	2-2	8	1	1	1	0	3	20
vs. Norfolk St.*	23	6-13	3-9	0-1	3	3	2	1	2	4	15
vs. TAMU-CC*	39	5-14	1-9	3-3	2	1	2	1	0	2	14
@ UNLV*	36	4-11	0-5	4-5	5	1	4	0	0	4	12
Missouri St.*	39	10-22	5-14	3-4	8	1	5	1	0	1	28
@ UAB*	40	6-16	2-7	2-2	5	2	4	0	0	2	16
vs. Wake Forest*	38	6-16	1-7	2-2	7	1	3	0	0	2	15
Bethune-Cookman*	21	4-8	3-6	2-4	3	2	1	0	0	0	13
@ Connecticut*	38	7-15	3-7	0-0	3	0	3	0	0	1	17
@ Pittsburgh*	31	3-9	2-5	2-2	1	1	2	0	0	2	10
Louisville*	29	5-10	5-10	0-0	2	0	5	0	0	3	15
Cincinnati*	40	4-9	2-5	6-6	4	0	1	0	1	2	16
@ West Virginia*	38	6-14	4-9	1-2	5	1	2	1	0	2	17
@ Notre Dame*	32	3-10	3-6	2-2	2	1	1	0	0	1	11
Rutgers*	31	3-7	2-5	3-4	8	0	2	1	0	5	11
Marquette											
Notre Dame											
@ St. John's											
@ Louisville											
Syracuse											
DePaul											
@ Seton Hall											
Providence											
@ DePaul											

2005-06 Statistics

	min	fg-a	3fg-a	ft-a	reb	ast	to	bk	st	pf	pts
Alcorn St.*	32	3-13	1-6	6-7	4	1	2	0	1	3	13
Jacksonville*	40	8-18	3-9	7-7	9	1	5	0	0	2	26
@ FIU*	48	6-16	3-9	2-5	7	1	5	0	1	4	17
vs. TAMU-CC*	36	2-7	0-2	3-4	4	2	6	0	2	3	7
vs. Georgia So.*	38	4-14	4-9	0-0	7	2	2	0	0	4	12
@ Stetson*	32	8-13	3-6	0-0	6	2	1	1	1	3	19
Michigan*	28	2-12	1-6	1-2	12	1	3	1	0	3	6
FAU*	26	2-5	2-3	0-0	4	0	1	1	0	2	6
vs. Iowa St.*	34	6-11	4-7	3-5	6	2	1	0	1	1	19
vs. Oregon St.*	30	2-7	2-6	0-0	1	0	1	0	0	2	6
Loyola Marymount*	33	3-7	3-7	1-2	4	0	1	0	0	3	10
Bethune-Cookman*	39	1-10	1-8	5-7	8	1	1	0	0	5	8
UAB*	40	4-11	2-5	3-5	2	1	2	0	1	0	13
West Virginia*	35	5-12	4-9	2-2	7	1	2	0	0	3	16
@ Syracuse*	39	4-11	0-6	2-2	5	2	0	0	1	2	10
St. John's*	30	1-7	1-4	4-4	8	1	2	0	1	5	7
@ Georgetown*	39	5-9	2-6	0-0	5	0	0	0	0	2	12
@ Seton Hall*	44	7-13	3-8	0-0	6	1	3	1	0	1	17
Villanova*	40	5-12	2-4	0-0	9	0	2	1	0	4	12
@ Cincinnati*	40	4-11	2-4	1-2	4	1	0	0	1	1	11
DePaul*	38	7-15	6-11	2-2	5	0	1	0	1	0	22
Seton Hall*	37	9-17	6-12	2-2	8	1	4	1	0	4	26
@ Louisville*	36	4-13	3-10	2-2	3	1	2	0	1	1	13
@ Notre Dame*	36	2-13	0-3	1-2	2	0	0	0	0	3	5
Rutgers*	37	1-5	0-2	3-6	5	2	1	0	0	2	5
@ Providence*	32	5-17	5-11	0-0	5	2	0	0	0	1	15
@ Rutgers*	35	6-13	2-5	0-0	5	0	3	0	1	3	14
Connecticut*	30	3-10	2-7	0-0	6	1	0	0	0	4	8
Georgetown*	24	4-5	4-5	0-0	2	1	4	0	1	2	12

Career Statistics

Season	G	GS	MP	MPG	FG	FGA	PCT	3PT	3PA	PCT	FT	FTA	PCT	REB	AVG	PF-DQ	AS	TO	BS	ST	PTS	AVG
2006-07	21	21	740	35.2	111	274	.405	59	163	.362	53	66	.803	101	4.8	50-1	25	57	7	16	334	15.9
2005-06	29	29	1028	35.4	123	327	.376	71	190	.374	50	68	.735	159	5.5	73-2	28	55	6	14	367	12.7
Totals	50	50	1768	35.4	234	601	.389	130	353	.368	103	134	.769	260	5.2	123-3	53	112	13	30	701	14.0



Seffner, Fla.

Brandon HS

Redshirt Freshman ♦ 6-6 ♦ 250 ♦ RS

2006-07: Recovering from knee surgery conducted in 2005-06 and expected to return to the court this season ...

Points

Season	--
Career	5 vs. Michigan (12/10/05)

Rebounds

Season	--
Career	1 vs. FAU (12/15/05)

Assists

Season	--
Career	--

Steals

Season	--
Career	1 at Stetson (12/6/05)

Blocked Shots

Season	--
Career	--

Field Goals

Season	--
Career	2 vs. Michigan (12/10/05)

Field Goal Attempts

Season	--
Career	3 vs. Michigan (12/10/05)

Free Throws

Season	--
Career	1 vs. Michigan (12/10/05)

Free Throw Attempts

Season	--
Career	2 vs. Michigan (12/10/05)

3-Point Field Goals

Season	--
Career	--

3-Point Field Goal Attempts

Season	--
Career	1 vs. Michigan (12/10/05)

2006-07 Statistics

[illegible]

2005-06 Statistics

[illegible]

Career Statistics

[illegible]

USF Men's Basketball Game Notes

Page 21



CHRIS capko

Lakeland, Fla.
Kathleen HS - Florida
Senior ♦ 6-1 ♦ 185 ♦ 2L

2006-07: Contributed six points, eight assists and two steals in the season-opening win over Buffalo (11/13) ... matched career high in points with 10 against SC State (11/17) ... point total included first career collegiate 3-pointer ... he finished 2-of-2 from long distance ... netted seven points in the win at East Carolina (12/9) ... suffered ankle injury versus UNLV (12/19) and missed eight games ... returned to court with six minutes of action at West Virginia (1/17) ...

Season & Career Highs

Points

Season	10, vs. SC St. (11/17/06)
Career	10, vs. SC St. (11/17/06)

Rebounds

Season	4, vs. Buffalo (11/13/06)
Career	5 vs. WVU (1/5/06)

Assists

Season	8, vs. Buffalo (11/13/06)
Career	12 vs. Jacksonville (11/25/05)

Steals

Season	2, vs. Buffalo (11/13/06)
Career	2, vs. Buffalo (11/13/06)

Blocked Shots

Season	--
Career	1 vs. LMU (12/23/05)

Field Goals

Season	3, vs. SC St. (11/17/06)
Career	4, @ FIU (11/29/05)

Field Goal Attempts

Season	5, vs. Stetson (11/27/06)
Career	6, vs. St. John's (1/14/06)

Free Throws

Season	6, vs. Buffalo (11/13/06)
Career	6, vs. Buffalo (11/13/06)

Free Throw Attempts

Season	8, vs. Buffalo (11/13/06)
Career	8, vs. Buffalo (11/13/06)

3-Point Field Goals

Season	2, vs. FIU (11/21/06)
Career	2, vs. FIU (11/21/06)

3-Point Field Goal Attempts

Season	4, vs. Stetson (11/27/06)
Career	4, vs. Stetson (11/27/06)

Career Statistics

Season	G	GS	MP	MPG	FG	FGA	PCT	3PT	3PA	PCT	FT	FTA	PCT	REB	AVG	PF-DQ	AS	TO	BS	ST	PTS	AVG
2006-07	13	7	264	20.3	9	31	.290	5	18	.278	10	14	.714	16	1.2	13-0	37	20	0	6	33	2.5
2005-06	29	23	920	31.7	27	82	.329	0	13	.000	31	41	.756	54	1.9	73-3	128	103	2	26	85	2.9
2004-05	18	0	64	3.6	0	6	.000	0	1	.000	2	4	.500	6	0.4	1-0	10	7	0	2	2	0.1
Totals	60	30	1248	20.8	36	119	.303	5	32	.156	43	59	.729	76	1.3	87-3	175	130	2	34	120	2.0

2006-07 Statistics


	min	fg-a	3fg-a	ft-a	reb	ast	to	bk	st	pf	pts
Buffalo*	29	0-2	0-1	6-8	4	8	5	0	2	1	6
South Carolina St.*	34	3-5	2-2	2-4	3	4	3	0	1	3	10
FIU*	30	2-4	2-4	0-0	1	5	0	0	0	1	6
Stetson*	33	0-5	0-4	0-0	0	7	3	0	1	1	0
Richmond*	29	0-2	0-2	0-0	0	2	4	0	0	4	0
@ Win-Salem St.*	30	1-5	0-1	0-0	0	3	2	0	0	3	2
@ East Carolina*	28	2-3	1-2	2-2	2	2	2	0	0	0	7
vs. Norfolk St.	13	0-2	0-2	0-0	3	2	0	0	1	0	0
vs. TAMU-CC	10	0-0	0-0	0-0	1	1	0	0	1	0	0
@ UNLV	5	0-1	0-0	0-0	1	1	1	0	0	0	0
Missouri St.	--										
@ UAB	--										
vs. Wake Forest	--										
Bethune-Cookman	--										
@ Connecticut	--										
@ Pittsburgh	--										
Louisville	--										
Cincinnati	--										
@ West Virginia	6	0-0	0-0	0-0	0	1	0	0	0	0	0
@ Notre Dame	13	0-1	0-0	0-0	1	1	0	0	0	0	0
Rutgers	4	1-1	0-0	0-0	0	0	0	0	0	0	2
Marquette											
Notre Dame											
@ St. John's											
@ Louisville											
Syracuse											
DePaul											
@ Seton Hall											
Providence											
@ DePaul											

2005-06 Statistics

	min	fg-a	3fg-a	ft-a	reb	ast	to	bk	st	pf	pts
Alcorn St.	29	1-4	0-1	0-0	2	6	2	0	2	2	2
Jacksonville*	33	0-1	0-0	1-2	2	12	6	0	0	4	1
@ FIU*	49	4-5	0-0	2-3	3	9	3	1	1	3	10
vs. TAMU-CC*	27	0-1	0-0	0-1	2	1	5	0	0	5	0
vs. Georgia So.*	39	2-2	0-0	3-5	2	5	10	0	2	3	7
@ Stetson*	34	0-4	0-0	4-4	3	8	3	0	1	2	4
Michigan*	38	0-0	0-0	2-2	3	6	6	0	1	0	2
FAU*	37	1-6	0-0	5-6	5	7	7	0	1	1	7
vs. Iowa St.*	34	1-4	0-1	0-0	0	7	8	0	1	5	2
vs. Oregon St.*	40	3-5	0-0	1-2	1	7	4	0	2	3	7
Loyola Marymount*	36	1-2	0-0	4-4	1	5	4	1	1	3	6
Bethune-Cookman*	42	3-5	0-1	4-4	2	6	6	0	1	3	10
UAB*	22	0-2	0-2	0-0	1	2	3	0	0	0	0
West Virginia*	36	0-3	0-2	1-2	5	4	8	0	1	1	1
@ Syracuse*	38	0-3	0-1	0-0	2	5	4	0	0	5	0
St. John's*	28	1-6	0-2	0-0	0	0	2	0	2	4	2
@ Georgetown*	21	0-1	0-1	0-0	1	2	2	0	2	1	0
@ Seton Hall	30	1-1	0-0	1-2	1	3	2	0	0	3	3
Villanova	24	1-2	0-1	0-0	2	0	0	0	1	0	2
@ Cincinnati	19	0-0	0-0	0-0	2	1	2	0	1	2	0
DePaul	27	1-3	0-0	0-0	0	5	1	0	2	4	2
Seton Hall*	34	3-4	0-0	0-0	1	3	2	0	1	1	6
@ Louisville*	34	1-4	0-1	0-0	2	4	3	0	2	1	2
@ Notre Dame*	32	1-3	0-0	0-0	3	4	2	0	0	3	2
Rutgers*	28	1-3	0-0	0-0	2	0	3	0	0	2	2
@ Providence*	37	0-3	0-0	0-0	2	7	2	0	0	4	0
@ Rutgers	28	1-3	0-0	1-2	1	2	2	0	0	4	3
Connecticut*	21	0-0	0-0	0-0	2	3	1	0	0	3	0
Georgetown*	23	0-2	0-0	2-2	1	4	0	0	1	1	2

2004-05 Statistics

	min	fg-a	3fg-a	ft-a	reb	ast	to	bk	st	pf	pts
@ Michigan	1	0-1	0-0	0-0	0	0	0	0	0	0	0
@ South Carolina	3	0-1	0-0	0-0	0	0	0	0	0	0	0
FIU	8	0-0	0-0	0-0	0	2	0	0	0	1	0
UT-Arlington	9	0-0	0-0	2-4	2	5	1	0	1	0	2
@ East Carolina	1	0-0	0-0	0-0	0	0	1	0	0	0	0
UAB	1	0-0	0-0	0-0	0	0	0	0	0	0	0
@ Marquette	4	0-0	0-0	0-0	0	0	0	0	0	0	0
Memphis	2	0-0	0-0	0-0	0	0	0	0	0	0	0
Houston	3	0-0	0-0	0-0	0	0	0	0	0	0	0
Cincinnati	4	0-1	0-0	0-0	1	0	0	0	0	0	0
@ UAB	13	0-0	0-0	0-0	0	2	2	0	1	0	0
@ Southern Miss	1	0-0	0-0	0-0	1	0	0	0	0	0	0
Tulane	2	0-0	0-0	0-0	0	1	0	0	0	0	0
Saint Louis	1	0-0	0-0	0-0	0	0	1	0	0	0	0
@ Houston	1	0-0	0-0	0-0	1	0	0	0	0	0	0
@ TCU	3	0-1	0-0	0-0	0	0	1	0	0	0	0
Charlotte	6	0-2	0-1	0-0	1	0	1	0	0	0	0



KENTRELL gransberry

Baton Rouge, La.
Woodlawn HS - LSU
Junior ♦ 6-9 ♦ 270 ♦ TR

2006-07: Mid-year transfer last season who became eligible in mid-December ... came off the bench to contribute 24 points and 11 rebounds in

his USF debut against Norfolk St. (12/17) ... finished 8-of-12 from the field in just 23 minutes of action ... posted double-double against TAMU-CC (12/18) with 10 points and 10 rebounds ... concluded Duel In The Desert with 17-rebound effort against UNLV (12/19) ... named to all-tournament team ... scored 15 points on 7-of-9 shooting and grabbed nine rebounds against Missouri St. (12/22) ... in just 22 minutes against Wake Forest (12/29), he finished with 17 points and 15 rebounds ... also had two assists, a block and a steal ... shot 6-of-9 from the floor and 5-of-6 from

the free throw line against the Demon Deacons ... nearly missed double-double at Pittsburgh (1/7), finishing with 14 points and nine rebounds ... fifth double-double came with 21 points and 15 rebounds in win over Cincinnati (1/14) ... named to BIG EAST Honor Roll (1/15) for efforts against Louisville and Cincinnati ... tallied game-high 23 points at Notre Dame (1/21) ... also had 11 rebounds ... collected 13 points and 13 rebounds against Rutgers (1/24) ...

Season & Career Highs

Points

Season 24, vs. Norfolk St. (12/17/06)

Career 24, vs. Norfolk St. (12/17/06)

Rebounds

Season 17, at UNLV (12/19/06)

Career 17, at UNLV (12/19/06)

Assists

Season 3, vs. Rutgers (1/24/07)

Career 3, vs. Rutgers (1/24/07)

Steals

Season 4, at UAB (12/27/06)

Career 4, at UAB (12/27/06)

Blocked Shots

Season 1, vs. Rutgers (1/24/07)

Career 1, vs. Rutgers (1/24/07)

Field Goals

Season 10, at Notre Dame (1/21/07)

Career 10, at Notre Dame (1/21/07)

Field Goal Attempts

Season 17, at Notre Dame (1/21/07)

Career 17, at Notre Dame (1/21/07)

Free Throws

Season 8, vs. Norfolk St. (12/17/06)

Career 8, vs. Norfolk St. (12/17/06)

Free Throw Attempts

Season 13, vs. Norfolk St. (12/17/06)

Career 13, vs. Norfolk St. (12/17/06)

3-Point Field Goals

Season --

Career --

3-Point Field Goal Attempts

Season --

Career --

2006-07 Statistics

	min	fg-a	3fg-a	ft-a	reb	ast	to	bk	st	pf	pts
Buffalo
South Carolina St.
FIU
Stetson
Richmond
@ Win-Salem St.
@ East Carolina
vs. Norfolk St.	23	8-12	0-0	8-13	11	0	1	1	0	4	24
vs. TAMU-CC*	22	4-8	0-0	2-6	10	0	4	0	2	3	10
@ UNLV*	34	2-7	0-0	1-2	17	1	2	0	1	4	5
Missouri St.*	24	7-9	0-0	1-2	9	0	0	0	1	4	15
@ UAB*	23	6-9	0-0	1-2	11	2	0	0	4	2	13
vs. Wake Forest*	22	6-9	0-0	5-6	15	2	1	1	1	3	17
Bethune-Cookman*	21	4-4	0-0	4-5	9	2	1	1	2	4	12
@ Connecticut*	30	3-6	0-0	6-11	4	0	2	0	0	3	12
@ Pittsburgh*	31	6-11	0-0	2-6	9	1	1	0	0	2	14
Louisville*	36	8-11	0-0	3-5	8	2	0	1	2	0	19
Cincinnati*	37	8-14	0-0	5-9	15	2	3	0	0	3	21
@ West Virginia*	25	4-8	0-0	3-8	9	0	3	0	0	5	11
@ Notre Dame*	35	10-17	0-0	3-12	11	2	1	0	1	4	23
Rutgers*	33	4-10	0-0	5-7	13	3	1	1	1	3	13
Marquette
Notre Dame
@ St. John's
@ Louisville
Syracuse
DePaul
@ Seton Hall
Providence
@ DePaul

Career Statistics

Season	G	GS	MP	MPG	FG	FGA	PCT	3PT	3PA	PCT	FT	FTA	PCT	REB	AVG	PF-DQ	AS	TO	BS	ST	PTS	AVG
2006-07	14	13	396	28.3	80	135	.593	0	0	.000	49	94	.521	151	10.8	44-1	17	20	5	15	209	14.9

USF Men's Basketball Game Notes

Page 23



CHRIS howard

Lorton, Va.
Friendly HS

Redshirt Freshman ♦ 6-3 ♦ 200 ♦ RS

2006-07: Made USF debut against Louisville (1/10) ... missed entire 2005-06 campaign and first 16 games of this season after injuring knee on two

occasions ... contributed five assists, an assist and one steal in 20 minutes against the Cardinals ... first career start came in the win over Cincinnati (1/14) ... concluded the game with eight points and 10 assists in 32 minutes ... finished the game at Notre Dame (1/21) with eight points, six assists and four rebounds in 34 minutes of action ... reached double figures with 10 points in the win over Rutgers (1/24) ... also chipped in five assists and four rebounds ...

Season & Career Highs

Points

Season 10, vs. Rutgers (1/24/07)

Career 10, vs. Rutgers (1/24/07)

Rebounds

Season 5, vs. Rutgers (1/24/07)

Career 5, vs. Rutgers (1/24/07)

Assists

Season 10, vs. Cincinnati (1/14/07)

Career 10, vs. Cincinnati (1/14/07)

Steals

Season 2, vs. Rutgers (1/24/07)

Career 2, vs. Rutgers (1/24/07)

Blocked Shots

Season 1, @ WVU (1/17/07)

Career 1, @ WVU (1/17/07)

Field Goals

Season 4, vs. Rutgers (1/24/07)

Career 4, vs. Rutgers (1/24/07)

Field Goal Attempts

Season 10, vs. Rutgers (1/24/07)

Career 10, vs. Rutgers (1/24/07)

Free Throws

Season 4, vs. Cincinnati (1/14/07)

Career 4, vs. Cincinnati (1/14/07)

Free Throw Attempts

Season 7, vs. Cincinnati (1/14/07)

Career 7, vs. Cincinnati (1/14/07)

3-Point Field Goals

Season --

Career --

3-Point Field Goal Attempts

Season 2, vs. Rutgers (1/24/07)

Career 2, vs. Rutgers (1/24/07)

2006-07 Statistics

	min	fg-a	3fg-a	ft-a	reb	ast	to	bk	st	pf	pts
Buffalo
South Carolina St.
FIU
Stetson
Richmond
@ Win-Salem St.
@ East Carolina
vs. Norfolk St.
vs. TAMU-CC
@ UNLV
Missouri St.
@ UAB
vs. Wake Forest
Bethune-Cookman
@ Connecticut
@ Pittsburgh
Louisville	20	0-1	0-0	0-0	1	5	5	0	1	3	0
Cincinnati*	32	2-8	0-2	4-7	3	10	1	0	0	2	8
@ West Virginia*	32	0-4	0-2	2-5	3	3	5	1	1	3	2
@ Notre Dame*	34	4-8	0-0	0-0	4	6	2	0	2	1	8
Rutgers*	33	4-10	0-2	2-3	5	4	1	0	2	2	10
Marquette
Notre Dame
@ St. John's
@ Louisville
Syracuse
DePaul
@ Seton Hall
Providence
@ DePaul

Career Statistics

Season	G	GS	MP	MPG	FG	FGA	PCT	3PT	3PA	PCT	FT	FTA	PCT	REB	AVG	PF-DQ	AS	TO	BS	ST	PTS	AVG
2006-07	5	4	151	30.2	10	31	.323	0	6	.000	8	15	.533	16	3.2	11-0	28	14	1	6	28	5.6

USF Men's Basketball Game Notes

Page 24



EDDIE Lovett

Riviera Beach, Fla.
Suncoast Community HS
Junior • 6-0 • 180 • SQ

2006-07: Saw personal-best 15 minutes of action in the victory over Buffalo (11/13) ... contributed four points, two steals and an assist ... chipped in

two points, a rebound and one assist against FIU (11/21) ... scored a career-high five points at Winston-Salem State (12/7), which included his first-ever 3-pointer ... 22 minutes against the Rams also marked a personal best ... contributed four points and two rebounds against Norfolk St. (12/17) ... posted personal bests in minutes played (27), points (6), rebounds (4) and assists (2) in the win over Bethune-Cookman (12/31) ...

Season & Career Highs

Points

Season	6, vs. BCC (12/31/06)
Career	6, vs. BCC (12/31/06)

Rebounds

Season	4, vs. BCC (12/31/06)
Career	4, vs. BCC (12/31/06)

Assists

Season	2, at UConn (1/2/07)
Career	2, at UConn (1/2/07)

Steals

Season	2, vs. Missouri St. (12/22/06)
Career	2, vs. Missouri St. (12/22/06)

Blocked Shots

Season	--
Career	--

Field Goals

Season	2, vs. BCC (12/31/06)
Career	2, vs. BCC (12/31/06)

Field Goal Attempts

Season	4, vs. BCC (12/31/06)
Career	4, vs. BCC (12/31/06)

Free Throws

Season	2, vs. BCC (12/31/06)
Career	2, vs. BCC (12/31/06)

Free Throw Attempts

Season	2, vs. BCC (12/31/06)
Career	2, vs. BCC (12/31/06)

3-Point Field Goals

Season	1, @ WSSU (12/7/06)
Career	1, @ WSSU (12/7/06)

3-Point Field Goal Attempts

Season	1, at Notre Dame (1/21/07)
Career	1, at Notre Dame (1/21/07)

2006-07 Statistics

	min	fg-a	3fg-a	ft-a	reb	ast	to	bk	st	pf	pts
Buffalo	15	2-3	0-0	0-0	0	1	2	0	2	0	4
South Carolina St.	2	0-0	0-0	0-0	0	1	0	0	0	0	0
FIU	8	1-1	0-0	0-0	1	1	0	0	0	2	2
Stetson	2	0-0	0-0	0-0	1	0	0	0	0	0	0
Richmond	4	0-0	0-0	0-0	1	0	0	0	1	0	0
@ Win-Salem St.	22	2-2	1-1	0-0	1	2	1	0	1	0	5
@ East Carolina	1	0-0	0-0	0-0	0	0	0	0	0	0	0
vs. Norfolk St.	7	2-2	0-0	0-0	2	0	0	0	0	2	4
vs. TAMU-CC	--	--	--	--	--	--	--	--	--	--	--
@ UNLV	--	--	--	--	--	--	--	--	--	--	--
Missouri St.	11	1-2	0-1	0-0	1	2	1	0	2	1	2
@ UAB	3	0-0	0-0	0-0	0	0	0	0	0	0	0
vs. Wake Forest	2	0-0	0-0	1-2	0	0	0	0	0	0	1
Bethune-Cookman	27	2-4	0-0	2-2	4	2	1	0	1	2	6
@ Connecticut	8	0-0	0-0	0-0	0	2	1	0	0	0	0
@ Pittsburgh	2	0-0	0-0	0-0	0	1	0	0	0	1	0
Louisville	2	0-0	0-0	0-0	0	0	0	0	0	1	0
Cincinnati	3	0-0	0-0	0-0	1	0	1	0	0	0	0
@ West Virginia	3	0-1	0-0	0-0	1	0	0	0	0	1	0
@ Notre Dame	13	0-2	0-1	0-0	0	0	0	0	0	2	0
Rutgers	1	0-0	0-0	0-0	0	0	0	0	0	0	0
Marquette											
Notre Dame											
@ St. John's											
@ Louisville											
Syracuse											
DePaul											
@ Seton Hall											
Providence											
@ DePaul											

2005-06 Statistics


	min	fg-a	3fg-a	ft-a	reb	ast	to	bk	st	pf	pts
Alcorn St.	DNP										
Jacksonville	DNP										
@ FIU	DNP										
vs. TAMU-CC	DNP										
vs. Georgia So.	DNP										
@ Stetson	DNP										
Michigan	DNP										
FAU	DNP										
vs. Iowa St.	DNP										
vs. Oregon St.	DNP										
Loyola Marymount	DNP										
Bethune-Cookman	DNP										
UAB	DNP										
West Virginia	DNP										
@ Syracuse	DNP										
St. John's	DNP										
@ Georgetown	DNP										
@ Seton Hall	3	0-0	0-0	0-0	1	0	0	0	0	1	0
Villanova	DNP										
@ Cincinnati	1	0-0	0-0	0-0	0	0	0	0	0	0	0
DePaul	1	0-0	0-0	0-0	0	0	0	0	0	1	0
Seton Hall	DNP										
@ Louisville	DNP										
@ Notre Dame	DNP										
Rutgers	1	0-0	0-0	0-0	0	0	0	0	0	0	0
@ Providence	3	0-1	0-0	0-0	0	0	0	0	0	0	0
@ Rutgers	4	2-3	0-0	0-0	0	0	0	0	0	0	4
Connecticut	1	0-0	0-0	0-0	0	0	0	0	0	1	0
Georgetown	1	0-0	0-0	0-0	0	0	1	0	0	0	0

Career Statistics

Season	G	GS	MP	MPG	FG	FGA	PCT	3PT	3PA	PCT	FT	FTA	PCT	REB	AVG	PF-DQ	AS	TO	BS	ST	PTS	AVG
2006-07	19	0	136	7.2	10	17	.588	1	3	.333	3	4	.750	13	0.7	12-0	12	7	0	7	24	1.3
2005-06	8	0	12	1.7	2	4	.500	0	0	.000	0	0	.000	1	0.1	3-0	0	0	0	0	4	0.5
Totals	27	0	148	5.5	12	21	.571	1	3	.333	3	4	.750	14	0.5	15-0	12	7	0	7	28	1.1

USF Men's Basketball Game Notes

Page 25



MCHUGH mattis

North Lauderdale, Fla.
Coconut Creek HS
St. Petersburg College
Senior ♦ 6-6 ♦ 190 ♦ 1L

2006-07: Collected 11 points, three blocks, three steals and two rebounds in the win over Buffalo (11/13) ... shot 4-of-8 from the field ... played just 27 minutes due to foul trouble ... recorded eighth career double-double with 18 points and 12 rebounds against SC State (11/17) ... also swatted a personal-high seven shots ... second double-double came against FIU (11/21) ... had 22 points and 14 rebounds ... shot 9-of-11 from the field and also chipped in five blocks, three assists and three steals ... scored 20 points, blocked seven shots and grabbed five rebounds against Stetson (11/27) ... accounted for 21 of team's 46 points against Richmond (12/5) ... also chipped in 10 rebounds for third double-double ... recorded second triple-double in school history with 22-point, 10-rebound and 10-block effort at Winston-Salem State (12/7) ... was 8-of-8 from the field against the Rams ... matched season high with 14 rebounds at East Carolina (12/9) ... accounted for 13 points, six rebounds, five blocks and five steals in the BIG EAST opener at UConn (1/2) ... chipped in 17 points, seven boards and five blocks in the win over Cincinnati (1/14) ... posted double-double with 18 points and 11 rebounds against West Virginia (1/17) ...

Season & Career Highs

Points

Season	22, at WSSU (12/7/06)
Career	23, vs. Iowa St. (12/21/05)

Rebounds

Season	14, at ECU (12/9/06)
Career	15, vs. Alcorn St. (11/18/05)

Assists

Season	3, vs. TAMU-CC (12/18/06)
Career	3, vs. TAMU-CC (12/18/06)

Steals

Season	5, at UConn (1/2/07)
Career	6, vs. Seton Hall (2/8/06)

Blocked Shots

Season	10, at WSSU (12/7/06)
Career	10, at WSSU (12/7/06)

Field Goals

Season	9, vs. Richmond (12/5/06)
Career	10, vs. Iowa St. (12/21/05)

Field Goal Attempts

Season	14, vs. Richmond (12/5/06)
Career	14, vs. Richmond (12/5/06)

Free Throws

Season	6, @ WSSU (12/7/06)
Career	6, @ WSSU (12/7/06)

Free Throw Attempts

Season	10, @ WSSU (12/7/06)
Career	10, @ WSSU (12/7/06)

3-Point Field Goals

Season	--
Career	--

3-Point Field Goal Attempts

Season	--
Career	1 at Georgetown (1/17/06)

2006-07 Statistics

	min	fg-a	3fg-a	ft-a	reb	ast	to	bk	st	pf	pts
Buffalo*	27	4-8	0-0	3-4	2	0	2	3	3	11	
South Carolina St.*	34	7-11	0-0	4-7	12	0	5	7	1	4	18
FIU*	34	9-11	0-0	4-4	14	3	4	5	3	2	22
Stetson*	44	7-11	0-0	6-8	5	2	6	7	2	4	20
Richmond*	36	9-14	0-0	3-9	10	0	2	4	2	3	21
@ Win-Salem St.*	40	8-8	0-0	6-10	10	0	7	10	3	3	22
@ East Carolina*	38	3-12	0-0	3-4	14	3	5	1	0	4	9
vs. Norfolk St.*	26	4-9	0-0	0-0	3	3	3	4	0	3	8
vs. TAMU-CC*	36	4-8	0-0	2-4	8	3	3	4	3	1	10
@ UNLV*	27	4-5	0-0	0-0	6	2	5	2	0	4	8
Missouri St.*	34	2-5	0-0	0-0	4	2	3	2	1	2	4
@ UAB*	34	4-6	0-0	4-7	5	0	4	1	1	2	12
vs. Wake Forest*	30	3-6	0-0	0-0	5	1	4	5	1	3	6
Bethune-Cookman*	29	5-8	0-0	0-1	3	1	3	4	3	3	10
@ Connecticut*	39	6-8	0-0	1-2	6	1	5	5	4	13	
@ Pittsburgh*	33	1-8	0-0	1-2	6	1	4	3	0	1	3
Louisville*	39	3-11	0-0	3-8	4	2	4	1	2	2	9
Cincinnati*	36	8-12	0-0	1-5	7	2	5	5	2	5	17
@ West Virginia*	38	8-13	0-0	2-4	11	1	1	5	1	1	18
@ Notre Dame*	17	3-7	0-0	4-4	4	0	0	3	1	5	10
Rutgers*	22	3-4	0-0	0-0	4	2	3	1	0	4	6
Marquette											
Notre Dame											
@ St. John's											
@ Louisville											
Syracuse											
DePaul											
@ Seton Hall											
Providence											
@ DePaul											

2005-06 Statistics

	min	fg-a	3fg-a	ft-a	reb	ast	to	bk	st	pf	pts
Alcorn St.	34	4-7	0-0	3-4	15	3	3	4	2	3	11
Jacksonville	28	7-7	0-0	6-9	5	0	3	1	1	4	20
@ FIU	30	2-4	0-0	1-2	4	0	4	1	1	5	5
vs. TAMU-CC*	38	1-4	0-0	1-3	4	2	3	1	3	3	3
vs. Georgia So.	30	6-9	0-0	4-6	10	3	4	5	1	3	16
@ Stetson*	34	3-6	0-0	2-2	10	1	3	5	1	3	8
Michigan	33	2-7	0-1	2-3	5	1	4	2	1	2	6
FAU	24	4-7	0-0	5-6	4	0	1	1	0	2	13
vs. Iowa St.*	38	10-10	0-0	3-7	6	2	3	1	2	3	23
vs. Oregon St.*	35	2-6	0-0	2-2	10	0	3	1	2	4	6
Loyola Marymount*	38	2-3	0-0	1-4	8	3	5	2	4	2	5
Bethune-Cookman*	32	3-7	0-0	4-8	10	0	1	1	0	4	10
UAB*	40	2-3	0-0	0-1	6	0	2	2	1	3	4
West Virginia*	37	5-5	0-0	1-3	11	2	5	2	0	3	11
@ Syracuse	31	3-6	0-0	2-5	5	0	3	1	1	3	8
St. John's*	36	6-7	3-4	3-4	10	1	1	2	0	5	15
@ Georgetown*	32	4-6	0-1	0-0	7	0	5	2	2	4	8
@ Seton Hall*	37	7-9	0-0	2-5	11	0	3	1	1	5	16
Villanova*	38	3-6	0-0	2-4	5	0	1	4	1	3	8
@ Cincinnati*	35	4-8	0-0	4-6	4	1	4	6	1	4	13
DePaul*	32	2-3	0-0	1-2	7	0	3	1	0	1	5
Seton Hall*	35	5-5	0-0	3-6	9	6	2	3	2	2	13
@ Louisville*	35	2-3	0-0	2-2	10	0	1	1	2	3	6
@ Notre Dame*	28	4-9	0-0	4-4	11	2	3	3	1	4	12
Rutgers*	17	1-4	0-0	1-2	4	0	1	1	0	4	3
@ Providence*	27	3-4	0-0	4-4	1	1	3	2	2	4	10
@ Rutgers*	30	1-6	0-0	2-2	5	0	1	2	2	4	4
Connecticut*	28	3-8	0-0	0-0	6	2	3	2	0	3	6
Georgetown*	33	4-6	0-0	3-3	5	1	1	0	1	3	11

Career Statistics

Season	G	GS	MP	MPG	FG	FGA	PCT	3PT	3PA	PCT	FT	FTA	PCT	REB	AVG	PF-DQ	AS	TO	BS	ST	PTS	AVG
2006-07	21	21	693	33.0	105	185	.568	0	0	.000	47	84	.560	143	6.8	63-2	29	78	82	34	257	12.2
2005-06	29	22	945	32.6	105	175	.600	0	2	.000	69	109	.633	208	7.2	96-3	31	79	62	33	279	9.6
Totals	50	43	1638	32.8	210	360	.583	0	2	.000	116	193	.601	351	7.0	159-5	60	157	144	67	536	10.7

USF Men's Basketball Game Notes

Page 26



MELVYN richardson

Santo Domingo, Dom. Rep.
Liceo Union Panamericano HS
Lon Morris JC

Senior ♦ 6-7 ♦ 235 ♦ 1L

2006-07: In the starting lineup for the season opener against Buffalo (11/13) ... chipped in four points and eight rebounds ... also had a pair of steals ... netted nine points and grabbed six rebounds against SC State (11/17) ... also had two assists and two steals versus the Bulldogs ... netted personal-best 15 points in the win over FIU (11/21) ... made 7-of-9 field goal attempts ... also added nine rebounds ... missed three games because of foot injury ... returned to action against Rutgers (1/24) ...

Season & Career Highs

Points

Season 15, vs. FIU (11/21/06)

Career 15, vs. FIU (11/21/06)

Rebounds

Season 9, vs. FIU (11/21/06)

Career 13 vs. BCC (12/28/05)

Assists

Season 2, vs. Missouri St. (12/22/06)

Career 2, vs. Missouri St. (12/22/06)

Steals

Season 2, vs. BCC (12/31/06)

Career 2, vs. BCC (12/31/06)

Blocked Shots

Season 2, vs. Missouri St. (12/22/06)

Career 2, vs. Missouri St. (12/22/06)

Field Goals

Season 7, vs. FIU (11/21/06)

Career 7, vs. FIU (11/21/06)

Field Goal Attempts

Season 9, vs. FIU (11/21/06)

Career 9, vs. FIU (11/21/06)

Free Throws

Season 3, vs. SC St. (11/17/06)

Career 3, vs. SC St. (11/17/06)

Free Throw Attempts

Season 7, vs. SC St. (11/17/06)

Career 8 vs. BCC (12/28/05)

3-Point Field Goals

Season --

Career --

3-Point Field Goal Attempts

Season --

Career --

2006-07 Statistics

	min	fg-a	3fg-a	ft-a	reb	ast	to	bk	st	pf	pts
Buffalo*	27	2-5	0-0	0-3	8	0	1	1	2	4	4
South Carolina St.*	21	3-7	0-0	3-4	6	2	0	0	2	1	9
FIU*	26	7-9	0-0	1-3	9	0	2	0	0	5	15
Stetson*	23	1-3	0-0	1-2	3	0	4	0	1	5	3
Richmond*	25	1-3	0-0	0-2	3	0	0	0	0	2	2
@ Win-Salem St.*	16	1-2	0-0	2-3	3	0	2	0	1	4	4
@ East Carolina	7	1-1	0-0	0-0	2	0	2	0	0	1	2
vs. Norfolk St.	14	0-1	0-0	0-0	4	1	0	0	0	5	0
vs. TAMU-CC	18	1-3	0-0	1-2	2	0	1	0	1	1	3
@ UNLV	8	0-1	0-0	0-0	2	0	3	0	0	3	0
Missouri St.	15	0-1	0-0	0-0	4	2	3	2	0	0	0
@ UAB	16	1-1	0-0	1-2	6	0	1	1	0	3	3
vs. Wake Forest	8	0-1	0-0	0-0	1	1	0	0	0	1	0
Bethune-Cookman	12	1-2	0-0	1-2	2	1	0	0	2	1	3
@ Connecticut	14	0-1	0-0	0-0	3	0	1	0	1	3	0
@ Pittsburgh	12	0-0	0-0	0-0	0	0	1	0	0	1	0
Louisville	3	0-1	0-0	0-0	0	0	0	0	0	0	0
Cincinnati	--	--	--	--	--	--	--	--	--	--	--
@ West Virginia	--	--	--	--	--	--	--	--	--	--	--
@ Notre Dame	--	--	--	--	--	--	--	--	--	--	--
Rutgers	8	0-1	0-0	1-2	3	0	1	0	0	1	1
Marquette	--	--	--	--	--	--	--	--	--	--	--
Notre Dame	--	--	--	--	--	--	--	--	--	--	--
@ St. John's	--	--	--	--	--	--	--	--	--	--	--
@ Louisville	--	--	--	--	--	--	--	--	--	--	--
Syracuse	--	--	--	--	--	--	--	--	--	--	--
DePaul	--	--	--	--	--	--	--	--	--	--	--
@ Seton Hall	--	--	--	--	--	--	--	--	--	--	--
Providence	--	--	--	--	--	--	--	--	--	--	--
@ DePaul	--	--	--	--	--	--	--	--	--	--	--

2005-06 Statistics

	min	fg-a	3fg-a	ft-a	reb	ast	to	bk	st	pf	pts
Alcorn St.*	20	2-3	0-0	0-4	1	1	2	0	0	0	4
Jacksonville*	24	1-2	0-0	0-0	4	0	0	1	0	1	2
@ FIU*	19	2-4	0-0	0-2	3	0	1	0	0	5	4
vs. TAMU-CC	15	0-1	0-0	2-2	2	0	1	0	0	3	2
vs. Georgia So.*	25	2-2	0-0	0-0	2	0	0	0	0	4	4
@ Stetson	13	2-3	0-0	1-1	3	1	1	0	0	1	5
Michigan*	13	0-1	0-0	0-0	1	0	1	0	0	0	0
FAU	29	5-6	0-1	0-4	4	2	2	1	0	4	10
vs. Iowa St.	13	1-2	0-0	0-0	1	0	1	0	1	2	2
vs. Oregon St.	15	0-3	0-0	0-2	4	0	0	0	1	1	0
Loyola Marymount	13	0-0	0-0	0-0	0	0	1	0	1	1	0
Bethune-Cookman	25	0-3	0-0	3-8	13	0	0	0	0	1	3
UAB	10	1-2	0-0	0-0	4	1	1	0	0	5	2
West Virginia	13	0-0	0-0	0-0	1	1	0	0	0	1	0
@ Syracuse*	12	1-2	0-0	0-2	3	0	3	0	1	1	2
St. John's	15	0-0	0-0	0-0	2	1	1	0	0	3	0
@ Georgetown	4	0-0	0-0	0-0	0	0	0	0	0	0	0
@ Seton Hall	17	0-0	0-0	2-2	3	0	2	0	0	1	2
Villanova	2	0-0	0-0	0-0	0	0	0	0	0	0	0
@ Cincinnati	6	0-0	0-0	0-0	1	1	1	0	0	1	0
DePaul	7	0-0	0-0	0-0	0	0	0	0	0	0	0
Seton Hall	5	0-0	0-0	0-0	0	1	0	0	0	1	0
@ Louisville	13	0-1	0-0	0-0	1	0	0	0	0	2	0
@ Notre Dame	9	0-0	0-0	0-0	0	0	0	0	0	1	0
Rutgers	11	0-0	0-0	0-0	3	0	0	0	0	1	0
@ Providence	19	4-6	0-0	0-0	4	0	1	1	0	3	8
@ Rutgers	21	0-0	0-0	1-2	4	1	1	0	0	0	1
Connecticut	20	1-2	0-0	3-4	3	0	0	0	0	3	0
Georgetown	9	0-0	0-0	0-0	0	0	0	0	0	3	0

Career Statistics

Season	G	GS	MP	MPG	FG	FGA	PCT	3PT	3PA	PCT	FT	FTA	PCT	REB	AVG	PF-DQ	AS	TO	BS	ST	PTS	AVG
2006-07	18	6	273	15.2	19	43	.442	0	0	.000	11	25	.440	61	3.4	41-3	7	22	4	10	49	2.7
2005-06	29	6	417	14.4	22	46	.478	0	1	.000	12	33	.364	66	2.3	48-2	10	20	3	6	56	1.9
Totals	47	12	690	14.7	41	89	.461	0	1	.000	23	58	.396	127	2.7	89-5	17	42	7	16	105	2.2

USF Men's Basketball Game Notes

Page 27



JARED rubens

Miami, Fla.

Krop HS

Freshman ♦ 6-5 ♦ 185 ♦ HS

2006-07: Made USF debut with two minutes of action against FIU (11/21) ...

Season & Career Highs

Points

Season --

Career --

Rebounds

Season --

Career --

Assists

Season --

Career --

Steals

Season --

Career --

Blocked Shots

Season --

Career --

Field Goals

Season --

Career --

Field Goal Attempts

Season --

Career --

Free Throws

Season --

Career --

Free Throw Attempts

Season --

Career --

3-Point Field Goals

Season --

Career --

3-Point Field Goal Attempts

Season --


Career --

2006-07 Statistics

	min	fg-a	3fg-a	ft-a	reb	ast	to	bk	st	pf	pts
Buffalo	--										
South Carolina St.	--										
FIU	2	0-0	0-0	0-0	0	0	0	0	0	0	0
Stetson	--										
Richmond	--										
@ Win-Salem St.	--										
@ East Carolina	1	0-0	0-0	0-0	0	0	0	0	0	0	0
vs. Norfolk St.	--										
vs. TAMU-CC	--										
@ UNLV	--										
Missouri St.	--										
@ UAB	--										
vs. Wake Forest	--										
Bethune-Cookman	2	0-0	0-0	0-0	0	0	1	0	0	0	0
@ Connecticut	--										
@ Pittsburgh	--										
Louisville	--										
Cincinnati	--										
@ West Virginia	--										
@ Notre Dame	--										
Rutgers	--										
Marquette	--										
Notre Dame	--										
@ St. John's	--										
@ Louisville	--										
Syracuse	--										
DePaul	--										
@ Seton Hall	--										
Providence	--										
@ DePaul	--										

Career Statistics

Season	G	GS	MP	MPG	FG	FGA	PCT	3PT	3PA	PCT	FT	FTA	PCT	REB	AVG	PF-DQ	AS	TO	BS	ST	PTS	AVG
2006-07	3	0	4	1.3	0	0	.000	0	0	.000	0	0	.000	0	0.0	0-0	0	1	0	0	0	0.0



ADAMU "Amu" saaka

Decatur, Ga.
Columbia HS

Freshman ♦ 6-6 ♦ 190 ♦ HS

2006-07: Missed season opener because of a concussion suffered in practice ... made USF debut with 12-point effort against SC State (11/17) ...

shot 4-of-5 from the field and 3-of-4 from the charity stripe ... also chipped in four assists and two rebounds in 31 minutes of action ... contributed eight points and eight rebounds off the bench against Stetson (11/27) ... knocked down 4-of-5 shots ... chipped in three points, eight rebounds and three assists in a starting assignment against Norfolk St. (12/17) ...

Season & Career Highs

Points

Season 12, vs. SC St. (11/17/06)

Career 12, vs. SC St. (11/17/06)

Rebounds

Season 8, vs. Norfolk St. (12/17/06)

Career 8, vs. Norfolk St. (12/17/06)

Assists

Season 4, at WSSU (12/7/06)

Career 4, at WSSU (12/7/06)

Steals

Season 2, vs. Cincinnati (1/14/07)

Career 2, vs. Cincinnati (1/14/07)

Blocked Shots

Season 2, at Pittsburgh (1/7/07)

Career 2, at Pittsburgh (1/7/07)

Field Goals

Season 4, vs. Stetson (11/27/06)

Career 4, vs. Stetson (11/27/06)

Field Goal Attempts

Season 7, vs. FIU (11/21/06)

Career 7, vs. FIU (11/21/06)

Free Throws

Season 3, vs. BCC (12/31/06)

Career 3, vs. BCC (12/31/06)

Free Throw Attempts

Season 4, vs. BCC (12/31/06)

Career 4, vs. BCC (12/31/06)

3-Point Field Goals

Season 1, vs. SC St. (11/17/06)

Career 1, vs. SC St. (11/17/06)

3-Point Field Goal Attempts

Season 2, vs. BCC (12/31/06)

Career 2, vs. BCC (12/31/06)

2006-07 Statistics

	min	fg-a	3fg-a	ft-a	reb	ast	to	bk	st	pf	pts
Buffalo	31	4-5	1-1	3-4	2	4	1	0	1	2	12
South Carolina St.	28	3-7	0-0	0-2	5	2	0	0	1	2	6
FIU*	26	4-5	0-0	0-1	8	0	3	0	1	2	8
Stetson	19	2-3	0-0	0-3	3	0	0	0	0	4	4
Richmond	8	1-1	0-0	0-2	7	4	1	0	1	1	2
@ Win-Salem St.	19	1-2	0-0	0-0	4	2	3	1	0	2	3
@ East Carolina	28	1-3	0-0	1-2	8	3	1	0	1	3	3
vs. Norfolk St.*	14	0-0	0-0	1-2	0	0	2	0	1	2	1
vs. TAMU-CC	19	2-4	0-0	1-3	6	1	1	0	0	3	5
@ UNLV	16	1-2	0-0	2-2	1	0	2	0	0	0	4
Missouri St.	28	2-5	0-1	0-0	3	1	1	0	0	4	4
@ UAB	15	1-5	0-0	0-0	4	2	0	0	0	2	2
vs. Wake Forest	25	3-6	0-2	3-4	6	2	2	0	0	2	9
Bethune-Cookman	23	0-3	0-1	2	0	0	0	0	0	2	0
@ Connecticut	23	1-2	0-0	0-0	4	1	0	2	1	2	2
@ Pittsburgh	17	0-1	0-0	2-2	3	0	2	0	0	2	2
Louisville	18	0-2	0-0	2-2	4	1	2	0	2	1	2
Cincinnati	1	0-0	0-0	0-0	0	0	0	0	0	0	0
@ West Virginia	4	0-0	0-0	0-0	0	2	1	0	0	0	0
@ Notre Dame	17	2-3	0-0	0-0	2	1	2	1	0	2	4
Rutgers											
Marquette											
Notre Dame											
@ St. John's											
@ Louisville											
Syracuse											
DePaul											
@ Seton Hall											
Providence											
@ DePaul											

Career Statistics

Season	G	GS	MP	MPG	FG	FGA	PCT	3PT	3PA	PCT	FT	FTA	PCT	REB	AVG	PF-DQ	AS	TO	BS	ST	PTS	AVG
2006-07	20	2	378	18.9	28	59	.475	1	5	.200	15	29	.517	72	3.6	38-0	26	24	4	9	72	3.6



JESUS verdejo

Carolina, Puerto Rico
The Winchendon School - Arizona
Sophomore ♦ 6-4 ♦ 205 ♦ TR

2006-07: Mid-year transfer last season who became eligible for USF in mid-December ... came off the bench against Norfolk St. (12/17) to contribute 20 points in USF debut ... shot 8-of-13 from the field and also had three assists ... chipped in 10 points, three rebounds and two assists against TAMU-CC (12/18) ... concluded the tourney with 14 points against UNLV (12/19) ... shot 4-of-6 from the field en route to 15-point effort in the win over Wake Forest (12/29) ... also dished out three assists ... scored 12 points and had three assists at Pittsburgh (1/7) ... shot 5-of-10 from the field ... contributed 10 points, four rebounds and three assists off the bench against West Virginia (1/17) ... collected 10 points in starting assignment against Rutgers (1/24) ... also had three assists and three steals in 25 minutes of action ...

2006-07 Statistics														
	min	fg-a	3fg-a	ft-a	reb	ast	to	bk	st	pf	pts			
Buffalo			
South Carolina St.			
FIU			
Stetson			
Richmond			
@ Win-Salem St.			
@ East Carolina			
vs. Norfolk St.	25	8-13	2-3	2-2	0	3	1	0	0	2	20			
vs. TAMU-CC*	30	3-10	3-6	1-2	3	2	2	0	0	2	10			
@ UNLV*	36	5-16	1-4	3-4	1	2	3	0	0	1	14			
Missouri St.*	24	3-6	1-3	1-2	2	3	2	0	1	0	8			
@ UAB*	26	2-7	1-3	2-4	1	2	5	0	0	1	7			
vs. Wake Forest*	34	4-6	1-2	6-9	1	3	3	0	0	1	15			
Bethune-Cookman*	25	1-3	0-2	0-2	1	4	4	0	1	3	2			
@ Connecticut*	8	0-1	0-1	0-0	1	2	4	0	0	2	0			
@ Pittsburgh*	35	5-10	2-5	0-0	0	3	2	0	0	2	12			
Louisville*	28	1-4	0-3	6-11	5	3	1	0	0	3	8			
Cincinnati			
@ West Virginia	28	4-8	1-4	1-1	4	3	1	0	0	1	10			
@ Notre Dame	33	0-2	0-1	2-4	4	1	5	1	3	2	2			
Rutgers*	25	4-6	2-3	0-0	2	3	2	0	3	0	10			
Marquette			
Notre Dame			
@ St. John's			
@ Louisville			
Syracuse			
DePaul			
@ Seton Hall			
Providence			
@ DePaul			

Season & Career Highs

Points

Season 20, vs. Norfolk St. (12/17/06)

Career 20, vs. Norfolk St. (12/17/06)

Rebounds

Season 5, vs. Louisville (1/10/07)

Career 5, vs. Louisville (1/10/07)

Assists

Season 4, vs. BCC (12/31/06)

Career 4, vs. BCC (12/31/06)

Steals

Season 3, vs. Rutgers (1/24/07)

Career 3, vs. Rutgers (1/24/07)

Blocked Shots

Season 1, at Notre Dame (1/21/07)

Career 1, at Notre Dame (1/21/07)

Field Goals

Season 8, vs. Norfolk St. (12/17/06)

Career 8, vs. Norfolk St. (12/17/06)

Field Goal Attempts

Season 13, vs. Norfolk St. (12/17/06)

Career 13, vs. Norfolk St. (12/17/06)

Free Throws

Season 6, vs. Wake Forest (12/29/06)

Career 6, vs. Wake Forest (12/29/06)

Free Throw Attempts

Season 9, vs. Wake Forest (12/29/06)

Career 9, vs. Wake Forest (12/29/06)

3-Point Field Goals

Season 3, vs. TAMU-CC (12/18/06)

Career 3, vs. TAMU-CC (12/18/06)

3-Point Field Goal Attempts

Season 6, vs. TAMU-CC (12/18/06)

Career 6, vs. TAMU-CC (12/18/06)

Career Statistics

Season	G	GS	MP	MPG	FG	FGA	PCT	3PT	3PA	PCT	FT	FTA	PCT	REB	AVG	PF-DQ	AS	TO	BS	ST	PTS	AVG
2006-07	13	10	357	27.5	40	92	.435	14	40	.350	24	41	.585	25	1.9	20-0	34	35	1	8	118	9.1



ARIS Williams

Columbia, Md.
Georgetown Prep - Valparaiso
Sophomore ♦ 6-9 ♦ 235 ♦ RS

2006-07: Finished with three rebounds and two blocks in his USF debut ... saw 24 minutes of action off the bench ... netted nine points against SC State (11/17) ... also chipped in five rebounds off the bench ... shot 3-of-6 from the field ... grabbed nine rebounds in just 11 minutes against FIU (11/21) ... matched personal best with nine rebounds against Stetson (11/27) ... four of the rebounds came at the offensive end ... board following a missed free throw helped seal the victory ... finished with nine points and 10 rebounds at East Carolina (12/9) in first career start ... also had two assists and a block ... injuries to both knees have kept him out of a total of 11 games this season ...

Season & Career Highs

Points

Season 9, at ECU (12/9/06)

Career 9, at ECU (12/9/06)

Rebounds

Season 10, at ECU (12/9/06)

Career 10, at ECU (12/9/06)

Assists

Season 2, at ECU (12/9/06)

Career 2, at ECU (12/9/06)

Steals

Season --

Career --

Blocked Shots

Season 1, at ECU (12/9/06)

Career 1, at ECU (12/9/06)

Field Goals

Season 4, at ECU (12/9/06)

Career 4, at ECU (12/9/06)

Field Goal Attempts

Season 9, at ECU (12/9/06)

Career 9, at ECU (12/9/06)

Free Throws

Season 4, @ WSSU (12/7/06)

Career 4, @ WSSU (12/7/06)

Free Throw Attempts

Season 6, at ECU (12/9/06)

Career 6, at ECU (12/9/06)

3-Point Field Goals

Season --

Career --

3-Point Field Goal Attempts

Season --

Career --

2006-07 Statistics

	min	fg-a	3fg-a	ft-a	reb	ast	to	bk	st	pf	pts
Buffalo	24	0-2	0-0	0-0	3	1	1	2	0	3	0
South Carolina St.	19	3-6	0-0	3-4	5	0	1	0	0	1	9
FIU	11	1-5	0-0	2-2	9	0	1	0	0	3	4
Stetson	27	0-3	0-0	0-1	9	2	2	1	0	3	0
Richmond	12	0-1	0-0	0-0	4	0	2	0	0	1	0
@ Win-Salem St.	19	1-4	0-0	4-6	5	0	4	1	0	1	6
@ East Carolina*	33	4-9	0-0	1-6	10	2	0	1	0	1	9
vs. Norfolk St.*	10	0-0	0-0	0-2	0	0	0	0	0	4	0
vs. TAMU-CC	--	--	--	--	--	--	--	--	--	--	--
@ UNLV	--	--	--	--	--	--	--	--	--	--	--
Missouri St.	--	--	--	--	--	--	--	--	--	--	--
@ UAB	--	--	--	--	--	--	--	--	--	--	--
vs. Wake Forest	12	2-3	0-0	0-0	3	0	0	0	0	2	4
Bethune-Cookman	9	1-2	0-0	1-3	4	1	2	0	0	2	3
@ Connecticut	--	--	--	--	--	--	--	--	--	--	--
@ Pittsburgh	--	--	--	--	--	--	--	--	--	--	--
Louisville	--	--	--	--	--	--	--	--	--	--	--
Cincinnati	--	--	--	--	--	--	--	--	--	--	--
@ West Virginia	--	--	--	--	--	--	--	--	--	--	--
@ Notre Dame	--	--	--	--	--	--	--	--	--	--	--
Rutgers	--	--	--	--	--	--	--	--	--	--	--
Marquette	--	--	--	--	--	--	--	--	--	--	--
Notre Dame	--	--	--	--	--	--	--	--	--	--	--
@ St. John's	--	--	--	--	--	--	--	--	--	--	--
@ Louisville	--	--	--	--	--	--	--	--	--	--	--
Syracuse	--	--	--	--	--	--	--	--	--	--	--
DePaul	--	--	--	--	--	--	--	--	--	--	--
@ Seton Hall	--	--	--	--	--	--	--	--	--	--	--
Providence	--	--	--	--	--	--	--	--	--	--	--
@ DePaul	--	--	--	--	--	--	--	--	--	--	--

Career Statistics

Season	G	GS	MP	MPG	FG	FGA	PCT	3PT	3PA	PCT	FT	FTA	PCT	REB	AVG	PF-DQ	AS	TO	BS	ST	PTS	AVG
2006-07	10	2	176	17.6	12	35	.343	0	0	.000	11	24	.458	52	5.2	21-0	6	13	5	0	35	3.5

USF 2006-07 Men's Basketball
USF Combined Team Statistics (as of Jan 24, 2007)
All games

RECORD:	OVERALL	HOME	AWAY	NEUTRAL
ALL GAMES.....	(11-10)	(7-3)	(2-6)	(2-1)
CONFERENCE.....	(2-5)	(2-1)	(0-4)	(0-0)
NON-CONFERENCE.....	(9-5)	(5-2)	(2-2)	(2-1)

##	Player	GP-GS	Min--Avg	---TOTAL---		---3-PTS---		---REBOUNDS---								PF	FO	A	TO	Blk	Stl	Pts	Avg		
				FG-FGA	Pct	3FG-FGA	Pct	FT-FTA	Pct	Off	Def	Tot	Avg												
03	BUCKLEY, Melvin....	21-21	740 35.2	111-274	.405	59-163	.362	53-66	.803	27	74	101	4.8	50	1	25	57	7	16	334	15.9				
01	GRANSBERRY, Kentrel	14-13	396 28.3	80-135	.593	0-0	.000	49-94	.521	62	89	151	10.8	44	1	17	20	5	15	209	14.9				
15	MATTIS, McHugh.....	21-21	693 33.0	105-185	.568	0-0	.000	47-84	.560	42	101	143	6.8	63	2	29	78	82	34	257	12.2				
22	BOZEMAN, Solomon...	21-19	683 32.5	48-131	.366	25-77	.325	111-125	.888	5	60	65	3.1	45	0	92	64	2	24	232	11.0				
23	VERDEJO, Jesus.....	13-10	357 27.5	40-92	.435	14-40	.350	24-41	.585	5	20	25	1.9	20	0	34	35	1	8	118	9.1				
24	HOWARD, Chris.....	5-4	151 30.2	10-31	.323	0-6	.000	8-15	.533	3	13	16	3.2	11	0	28	14	1	6	28	5.6				
21	SAKA, Adamu.....	20-2	378 18.9	28-59	.475	1-5	.200	15-29	.517	16	56	72	3.6	38	0	26	24	4	9	72	3.6				
32	WILLIAMS, Aris.....	10-2	176 17.6	12-35	.343	0-0	.000	11-24	.458	23	29	52	5.2	21	0	6	13	5	0	35	3.5				
02	RICHARDSON, Melvyn.	18-6	273 15.2	19-43	.442	0-0	.000	11-25	.440	20	41	61	3.4	41	3	7	22	4	10	49	2.7				
10	CAPKO, Chris.....	13-7	264 20.3	9-31	.290	5-18	.278	10-14	.714	2	14	16	1.2	13	0	37	20	0	6	33	2.5				
20	LOVETT, Eddie.....	19-0	136 7.2	10-17	.588	1-3	.333	3-4	.750	4	9	13	0.7	12	0	12	7	0	7	24	1.3				
33	TORRES, Bobby.....	1-0	1 1.0	0-1	.000	0-1	.000	0-0	.000	0	0	0	0.0	1	0	0	0	0	0	0	0.0				
11	RUBENS, Jared.....	3-0	4 1.3	0-0	.000	0-0	.000	0-0	.000	0	0	0	0.0	0	0	0	1	0	0	0	0.0				
TEAM.....											16	27	43	2.0	0	4									
Total.....		21	4252	472-1034	.456	105-313	.335	342-521	.656	225	533	758	36.1	359	7	313	359	111	135	1391	66.2				
Opponents.....		21	4252	492-1214	.405	130-414	.314	232-357	.650	265	440	705	33.6	446	17	287	299	98	153	1346	64.1				

TEAM STATISTICS	USF	OPP	DATE	OPPONENT	W/L	SCORE	ATTEND
SCORING.....	1391	1346	11/13/06	UB	W	77-61	3961
Points per game.....	66.2	64.1	11/17/06	SCSU	W	82-69	2772
Scoring margin.....	+2.1	-	11/21/06	FIU	W	79-50	2537
FIELD GOALS-ATT.....	472-1034	492-1214	11/27/06	STETSON	W O2	77-72	2874
Field goal pct.....	.456	.405	12/5/06	RICHMOND	L	46-56	2811
3 POINT FG-ATT.....	105-313	130-414	12/7/06	at Winston-Salem State University	W	63-43	2901
3-point FG pct.....	.335	.314	12/9/06	at East Carolina	W	65-52	4672
3-pt FG made per game..	5.0	6.2	@12/17/06	vs Norfolk State	W	87-56	8041
FREE THROWS-ATT.....	342-521	232-357	@12/18/06	vs Texas A&M-Corpus Christi	L	63-69	7536
Free throw pct.....	.656	.650	@12/19/06	at UNLV	L	59-74	8812
REBOUNDS.....	758	705	12/22/06	MSU	L	69-81	2702
Rebounds per game.....	36.1	33.6	12/27/06	at UAB	L	62-78	4164
Rebounding margin.....	+2.5	-	12/29/06	vs Wake Forest	W	75-67	13181
ASSISTS.....	313	287	12/31/06	BETHUNE-COOKMAN	W	82-49	2114
Assists per game.....	14.9	13.7	*1/2/07	at CONNECTICUT	L	50-69	15174
TURNOVERS.....	359	299	*01/7/07	at PITT	L	48-69	11675
Turnovers per game.....	17.1	14.2	*1/10/07	LOUISVILLE	L	55-81	4410
Turnover margin.....	-2.9	-	*1/14/07	CINCINNATI	W	74-59	3449
Assist/turnover ratio..	0.9	1.0	*1/17/07	at West Virginia	L	58-69	8901
STEALS.....	135	153	*1-21-07	at Notre Dame	L	58-82	9074
Steals per game.....	6.4	7.3	*1/24/07	RUTGERS	W	62-40	3961
BLOCKS.....	111	98					
Blocks per game.....	5.3	4.7					
WINNING STREAK.....	1	-					
Home win streak.....	2	-					
ATTENDANCE.....	31591	94131					
Home games-Avg/Game...	10-3159	8-8172					
Neutral site-Avg/Game..	-	3-9586					

SCORE BY PERIODS:	1st	2nd	OT	OT2	Total
USF.....	643	730	7	11	- 1391
Opponents.....	623	710	7	6	- 1346

USF 2006-07 Men's Basketball
USF Season Box Score (as of Jan 24, 2007)
All games

RECORD:	OVERALL	HOME	AWAY	NEUTRAL
ALL GAMES.....	(11-10)	(7-3)	(2-6)	(2-1)
CONFERENCE.....	(2-5)	(2-1)	(0-4)	(0-0)
NON-CONFERENCE.....	(9-5)	(5-2)	(2-2)	(2-1)

##	Player	GP-GS	Min--Avg	---TOTAL---		---3-PTS---		----REBOUNDS----								PF	FO	A	TO	Blk	Stl	Pts	Avg
				FG-FGA	Pct	3FG-FGA	Pct	FT-FTA	Pct	Off	Def	Tot	Avg										
03	BUCKLEY, Melvin...	21-21	740 35.2	111-274	.405	59-163	.362	53-66	.803	27	74	101	4.8	50	1	25	57	7	16	334	15.9		
	Conference-Only..	7-7	239 34.1	31-74	.419	21-47	.447	14-16	.875	6	19	25	3.6	16	1	3	16	2	1	97	13.9		
01	GRANSBERRY, Kentrel	14-13	396 28.3	80-135	.593	0-0	.000	49-94	.521	62	89	151	10.8	44	1	17	20	5	15	209	14.9		
	Conference-Only..	7-7	227 32.4	43-77	.558	0-0	.000	27-58	.466	31	38	69	9.9	20	1	10	11	2	4	113	16.1		
15	MATTIS, McHugh....	21-21	693 33.0	105-185	.568	0-0	.000	47-84	.560	42	101	143	6.8	63	2	29	78	82	34	257	12.2		
	Conference-Only..	7-7	224 32.0	32-63	.508	0-0	.000	12-26	.462	8	34	42	6.0	22	2	9	22	23	11	76	10.9		
22	BOZEMAN, Solomon...	21-19	683 32.5	48-131	.366	25-77	.325	111-125	.888	5	60	65	3.1	45	0	92	64	2	24	232	11.0		
	Conference-Only..	7-6	208 29.7	8-28	.286	4-19	.211	16-18	.889	1	18	19	2.7	16	0	27	18	1	5	36	5.1		
23	VERDEJO, Jesus....	13-10	357 27.5	40-92	.435	14-40	.350	24-41	.585	5	20	25	1.9	20	0	34	35	1	8	118	9.1		
	Conference-Only..	6-4	157 26.2	14-31	.452	5-17	.294	9-16	.563	4	12	16	2.7	10	0	15	15	1	6	42	7.0		
24	HOWARD, Chris.....	5-4	151 30.2	10-31	.323	0-6	.000	8-15	.533	3	13	16	3.2	11	0	28	14	1	6	28	5.6		
	Conference-Only..	5-4	151 30.2	10-31	.323	0-6	.000	8-15	.533	3	13	16	3.2	11	0	28	14	1	6	28	5.6		
21	SAAKA, Adamu.....	20-2	378 18.9	28-59	.475	1-5	.200	15-29	.517	16	56	72	3.6	38	0	26	24	4	9	72	3.6		
	Conference-Only..	7-0	102 14.6	3-11	.273	0-1	.000	4-4	1.000	4	11	15	2.1	9	0	5	7	3	3	10	1.4		
32	WILLIAMS, Aris....	10-2	176 17.6	12-35	.343	0-0	.000	11-24	.458	23	29	52	5.2	21	0	6	13	5	0	35	3.5		
	Conference-Only..	0-0	0 0.0	0-0	.000	0-0	.000	0-0	.000	0	0	0	0.0	0	0	0	0	0	0	0	0.0		
02	RICHARDSON, Melvyn.	18-6	273 15.2	19-43	.442	0-0	.000	11-25	.440	20	41	61	3.4	41	3	7	22	4	10	49	2.7		
	Conference-Only..	4-0	37 9.3	0-3	.000	0-0	.000	1-2	.500	0	6	6	1.5	5	0	0	3	0	1	1	0.3		
10	CAPKO, Chris.....	13-7	264 20.3	9-31	.290	5-18	.278	10-14	.714	2	14	16	1.2	13	0	37	20	0	6	33	2.5		
	Conference-Only..	3-0	23 7.7	1-2	.500	0-0	.000	0-0	.000	0	1	1	0.3	0	0	2	0	0	0	2	0.7		
20	LOVETT, Eddie.....	19-0	136 7.2	10-17	.588	1-3	.333	3-4	.750	4	9	13	0.7	12	0	12	7	0	7	24	1.3		
	Conference-Only..	7-0	32 4.6	0-3	.000	0-1	.000	0-0	.000	1	1	2	0.3	5	0	3	2	0	0	0	0.0		
11	RUBENS, Jared.....	3-0	4 1.3	0-0	.000	0-0	.000	0-0	.000	0	0	0	0.0	0	0	0	1	0	0	0	0.0		
	Conference-Only..	0-0	0 0.0	0-0	.000	0-0	.000	0-0	.000	0	0	0	0.0	0	0	0	0	0	0	0	0.0		
33	TORRES, Bobby.....	1-0	1 1.0	0-1	.000	0-1	.000	0-0	.000	0	0	0	0.0	1	0	0	0	0	0	0	0.0		
	Conference-Only..	0-0	0 0.0	0-0	.000	0-0	.000	0-0	.000	0	0	0	0.0	0	0	0	0	0	0	0	0.0		
TEAM.....										16	27	43	2.0	0			4						
Conference-Only..										3	12	15	2.1	0			3						
<hr/>																							
Total.....		21	4252	472-1034	.456	105-313	.335	342-521	.656	225	533	758	36.1	359	7	313	359	111	135	1391	66.2		
Conference-Only..		7	1400	142-323	.440	30-91	.330	91-155	.587	61	165	226	32.3	114	4	102	111	33	37	405	57.9		
<hr/>																							
Opponents.....		21	4252	492-1214	.405	130-414	.314	232-357	.650	265	440	705	33.6	446	17	287	299	98	153	1346	64.1		
Conference-Only..		7	1400	173-420	.412	53-160	.331	70-108	.648	101	159	260	37.1	139	5	108	76	38	49	469	67.0		

SCORE BY PERIODS:	1st	2nd	OT	OT2	Total
USF.....	643	730	7	11	- 1391
Opponents.....	623	710	7	6	- 1346

DEADBALL REBOUNDS:	OFF	DEF	TOTAL
USF.....	76	2	78
Opponents.....	45	1	46