



*2006 Division I Women's Championship
First/Second Rounds
Norfolk, Virginia
Old Dominion University, host*

JESSICA DICKSON
ALL-BIG EAST FIRST TEAM
ALL-AMERICA CANDIDATE
WOODEN AWARD CANDIDATE
NAISMITH AWARD CANDIDATE

2005-06
USF BULLS
WOMEN'S
BASKETBALL
POSTSEASON
MEDIA GUIDE



2005-06 USF BULLS WOMEN'S BASKETBALL



Kneeling (L-R) Tristen Webb, Shantia Grace, Jessica Jackson, Rachael Sheats, Jessica Dickson. **Standing (L-R):** Assistant Coach Jeff Osterman, Manager Courtney Moore, Head Manager Melissa Barber, Head Coach Jose Fernandez, Trainer Donna Jordan, ChiChi Okpaleke, Tamara Dowdell, Nalini Miller, Sharon Cambridge, Ezria Parsons, Women's Basketball Secretary Traci White, Assistant Coach Amy Wright, Strength and Conditioning Coach Keith Short, Associate Head Coach Harry Elifson, Manager Andy Christensen.

| No. | Name | P | Ht. | Yr. | Hometown/Last School/High School |
|-----|------------------|---|------|-----|--|
| 1 | Ezria Parsons | F | 6-0 | Sr. | Bushnell, FL/Auburn/South Sumter HS |
| 2 | Rachael Sheats | G | 5-11 | Jr. | Marietta, GA/Sprayberry HS |
| 3 | Shantia Grace | G | 5-6 | Fr. | Sarasota, FL/Riverview HS |
| 5 | Tristen Webb | G | 5-8 | Sr. | Stone Mountain, GA/Lakeside HS |
| 10 | Jessica Jackson | G | 5-6 | Fr. | Roswell, GA/Roswell HS |
| 12 | ChiChi Okpaleke | F | 5-11 | So. | Tampa, FL/Tampa Bay Tech |
| 21 | Courtney Hunt | G | 5-8 | Sr. | Bath, ME/Jacksonville/Morse HS |
| 25 | Jessica Dickson | F | 5-11 | Jr. | Ocala, FL/Vanguard HS |
| 32 | Nalini Miller | C | 6-2 | Jr. | Capital Heights, MD/Laurinburg Institute |
| 44 | Tamara Dowdell | C | 6-2 | Fr. | Pahokee, FL/Pahokee HS |
| 45 | Sharon Cambridge | C | 6-2 | Sr. | Miami, FL/Central HS |

Head Coach: Jose Fernandez (Florida International '94, Sixth year at USF)

Associate Head Coach: Harry Elifson (Northern Iowa '86, Sixth year at USF)

Assistant Coaches: Jeff Osterman (Siena '92, First year at USF), Amy Wright (Arkansas '02, Third year at USF)

Director of Basketball Operations: Shalon Pillow (Tennessee '02, First year at USF)

2005-06 SENIOR CLASS



Sharon Cambridge



Courtney Hunt



Ezria Parsons



Tristen Webb

2005-06 USF Women's Basketball



USF Sports Information • 4202 E. Fowler Avenue • ATH 100 • Tampa, FL 33620

Michael Hogan • Assistant SID • Women's Basketball Contact • mhogan@admin.usf.edu

Phone (813) 974-4092 • Fax (813) 974-5328 • www.GoUSFBulls.com

2005-06 SCHEDULE/RESULTS

| Date | Oppnt. (TV) (AP/ESPN USA Today) | Time/Results |
|------|-----------------------------------|------------------|
| N19 | Texas-Arlington# | W, 74-50 |
| N20 | Tennessee-Martin# | W, 78-44 |
| N23 | Jacksonville | W, 98-60 |
| N26 | UMBC+ | W, 66-56 |
| N27 | Robert Morris+ | W, 83-58 |
| D2 | at North Carolina (7/8) | L, 71-47 |
| D7 | DePaul* (Catch 47) (11/13) | W, 79-77 (ot) |
| D10 | Michigan State (13/15) | L, 81-66 |
| D19 | at Puerto Rico-Mayaguez^ | W, 121-41 |
| D20 | vs. Northern Arizona^ | W, 60-55 |
| D21 | vs. Colorado^ | W, 72-59 |
| D28 | North Florida | W, 87-49 |
| D30 | at LSU (Cox Sports TV) (3/3) | L, 87-44 |
| J2 | at Florida International | W, 63-50 |
| J8 | at Pittsburgh* (Catch 47) (RV/-) | L, 66-64 |
| J11 | Rutgers* (10/9) | L, 66-65 |
| J15 | at Cincinnati* | L, 89-87 |
| J18 | Syracuse* | W, 73-55 |
| J21 | Providence* (Catch 47) | W, 53-47 |
| J24 | at Connecticut* (CPTV) (5/4) | L, 77-47 |
| J28 | at Notre Dame* (21/22) | W, 68-64 (ot) |
| J31 | Villanova* | W, 69-49 |
| F5 | at St. John's* (Catch 47) (25/25) | L, 78-71 |
| F8 | at Seton Hall* | W, 62-50 |
| F11 | Pittsburgh* (Catch 47) | L, 60-58 |
| F16 | Marquette* (RV/-) | W, 66-57 |
| F21 | at Louisville* (CSTV) (RV/RV) | L, 65-56 |
| F25 | West Virginia* (Catch 47) | W, 66-56 |
| F28 | at Georgetown* | W, 71-57 |
| M4 | vs. No. 10 seed Notre Dame% | L, 73-66 |
| M19 | vs. No. 8 seed USC= | Approx 9:30 p.m. |

Image Depot Shootout, Tampa, FL

+ Best Western Roundball Classic, Tampa, FL

* BIG EAST Conference Game

^ San Juan Shootout, San Juan, Puerto Rico

% BIG EAST Tournament, Hartford, CT

= NCAA Tournament First Round, Norfolk, VA

All times are eastern and are subject to change

Rankings are the same as they were at game time

USF WOMEN'S HOOPS TAKES 19-11 RECORD INTO FIRST-EVER NCAA TOURNAMENT; EARN NO. 9 SEED IN BRIDGEPORT REGIONAL

Bulls to face No. 8 Seed USC in First Round on Sunday, March 19 in Norfolk

USF Bulls Women's Basketball Game Notes • 2006 NCAA Tournament

No. 9 Seed USF "Bulls" (19-11) 2006 NCAA Tournament Quick Facts

**Bridgeport Region • March 19 & 21
Norfolk, VA • Old Dominion Univ. Host
Ted Constant Convocation Ctr. (8,600)**

Saturday's Interviews/Practice: USF will practice on Saturday evening from 6-6:50 p.m. (practice is free and open to the public). The Bulls press conference will proceed the practice session from 5:20-5:50 p.m. The USF locker room will be open at this time.

Sunday's Game: USF, the No. 9 seed in the Bridgeport Region, will face No. 8 seed USC at approximately 9:30 p.m.

Possible Monday Interviews/Practice: Should USF win on Sunday, the Bulls will hold a closed practice on Monday, Mar. 20 from 5-6:30 p.m. USF players and coaches would take part in a press conference from 4:10-4:40 p.m.

Possible Second Round Game: Should USF win on Sunday, the Bulls would face the winner of the No. 1 seed Duke vs. No. 16 seed Southern game on Tuesday at approximately 9:30 p.m.

Television: Every NCAA Tournament game will be televised on ESPN's family of stations. USF's game on Sunday will be carried on ESPN2/ESPNU with Sean McDonough (play-by-play), Doris Burke (color analyst), and Holly Rowe (reporter).

Radio Broadcast: All USF games in the NCAA Tournament can be heard live on 620 AM WDAE "The Sports Animal" and WTBN-AM 570 & 910 with Tom Krasniqi (play-by-play) and Amanda Miller (color analyst).

Internet Broadcast: Available by logging onto GoUSFBulls.com

The Records: USF is 19-11 overall (9-7 BIG EAST) after its 73-66 loss to Notre Dame in the BIG EAST Tournament on Mar. 4. USC is 18-11 (11-7 Pac-10) after a quarterfinal loss to Stanford (73-44) in the Pac-10 Tournament on Mar. 5.

The Series: Sunday's game between USF and USC will be the first-ever meeting between the two schools.

Tournament History: This year's appearance is USF's first in the NCAA Tournament

Team Headquarters: USF will stay at the Cavalier Hotel, 4201 Atlantic Ave., Virginia Beach, VA. Phone (757) 425-8555, Fax (757) 428-7957.

NCAA/Media Headquarters: Sheraton Norfolk Waterside, 777 Waterside Dr., Norfolk, VA. Phone (757) 622-6664, Fax (757) 622-4571.

USF Sports Information Contact: USF assistant S.I.D./WBB Contact Michael Hogan and assistant S.I.D. Scott Kuykendall will be traveling with the team and staying at the team hotel. Hogan can be reached on his cell phone at (813) 469-0616.

A QUICK LOOK AT THE BULLS

| No. | Name | P | Ht. | Yr. | Hometown | Ppg | Rpg | Noteable |
|-----|---------------------|---|------|-----|---------------------|------|-----|---|
| 1 | ■ Ezria Parsons* | F | 6-0 | Sr. | Bushnell, FL | 8.8 | 8.4 | ▶ 14 rbs, 6 asts, 2 stls at LSU ... 10.8 ppg in last 5 GP |
| 2 | ■ Rachael Sheats | G | 5-11 | Jr. | Marietta, GA | 7.1 | 3.5 | ▶ 14 pts in win over Marquette ... 5 rbs. vs. Georgetown |
| 3 | ■ Shantia Grace | G | 5-6 | Fr. | Sarasota, FL | 10.2 | 2.9 | ▶ 24 pts vs. ND, 16 pts at LSU ... 13.1 ppg in last 9 GP |
| 5 | Tristen Webb | G | 5-8 | Sr. | Stone Mountain, GA | -- | -- | ▶ Out for the season with a torn ACL in her knee |
| 10 | Jessica Jackson | G | 5-6 | Fr. | Roswell, GA | 4.8 | 1.0 | ▶ 33 3-pt FGM on the year ... Career-high 21 pts. vs. Hoyas |
| 12 | ChiChi Opkaleke | F | 5-11 | So. | Tampa, FL | 4.3 | 3.4 | ▶ 7 rbs in 2 of the last 4 GP ... 9 blks on year |
| 21 | Courtney Hunt | G | 5-8 | Sr. | Bath, ME | 2.6 | 0.8 | ▶ Walk-on scored a career high 17 pts vs. UPR-Mayaguez |
| 25 | ■ Jessica Dickson* | F | 5-11 | Jr. | Ocala, FL | 22.1 | 5.9 | ▶ Wooden & Naismith Award Candidate ... 37 pts vs. Rutgers |
| 32 | Nalini Miller | C | 6-2 | Jr. | Capital Heights, MD | 9.6 | 6.8 | ▶ USF's all-time shot blocker (135) ... 21 pts, 12 rbs at Cincy |
| 44 | Tamara Dowdell | C | 6-2 | Fr. | Pahokee, FL | 3.0 | 1.9 | ▶ Had 16 pts and 6 rbs vs. UPR-Mayaguez |
| 45 | ■ Sharon Cambridge* | C | 6-2 | Sr. | Miami, FL | 3.0 | 1.9 | ▶ Had 12 pts vs. DePaul ... 10 pts at UConn |

* Captain ■ Possible starters

USF Basketball News & Notes • 2

USF at NCAA Tournament Bridgeport Regional 1st & 2nd Round • Norfolk, VA • March 19-21, 2006

A LOOK AT THE BIG EAST

STANDINGS (through the BIG EAST Tournament)

| | BIG EAST | Pct. | Over. | Pct. |
|---------------|----------|-------|-------|------|
| Rutgers | 16-0 | 1.000 | 24-3 | .889 |
| Connecticut | 14-2 | .875 | 26-4 | .869 |
| DePaul | 11-5 | .688 | 24-5 | .828 |
| St. John's | 11-5 | .688 | 21-6 | .778 |
| Louisville | 10-6 | .625 | 19-8 | .704 |
| Pittsburgh | 9-7 | .563 | 18-9 | .667 |
| USF | 9-7 | .563 | 19-10 | .655 |
| Villanova | 9-7 | .563 | 18-9 | .667 |
| Marquette | 9-7 | .563 | 18-9 | .667 |
| Notre Dame | 8-8 | .500 | 17-10 | .630 |
| Cincinnati | 7-9 | .438 | 17-10 | .630 |
| West Virginia | 4-12 | .250 | 12-15 | .444 |
| Georgetown | 3-13 | .188 | 10-17 | .370 |
| Providence | 3-13 | .288 | 8-19 | .296 |
| Seton Hall | 3-13 | .288 | 6-21 | .222 |
| Syracuse | 2-14 | .188 | 9-18 | .333 |

PRESEASON BIG EAST COACHES POLL PREDICTED ORDER OF FINISH

| | |
|--------------------|----------------|
| 1. Rutgers (11) | 9. USF |
| 2. Connecticut (5) | 10. Marquette |
| 3. Notre Dame | 11. Georgetown |
| 4. DePaul | 12. Seton Hall |
| 5. Villanova | 13. Pittsburgh |
| 6. Louisville | 14. Syracuse |
| 7. West Virginia | 15. Cincinnati |
| 8. St. John's | 16. Providence |

BIG EAST TEAMS IN THE POSTSEASON

NCAA First Round

March 18

No. 4 DePaul vs. No. 13 Liberty
No. 8 Vanderbilt vs. No. 9 Louisville

March 19

No. 8 USC vs. No. 9 USF
No. 3 Rutgers vs. No. 14 Dartmouth
No. 7 St. John's vs. No. 10 California
No. 2 Connecticut vs. No. 15 Coppin State
No. 8 Boston College vs. No. 9 Notre Dame

WNIT First Round

March 16

Cincinnati at Florida International

March 17

Western Illinois/Illinois at Marquette

March 18

Delaware at Pittsburgh
Stony Brook/Hofstra at Villanova

USF STREAKS/RECORDS

| | |
|------------------------|--------------|
| 2005-06 Overall Record | 19-11 |
| USF at Home | 12-3 |
| USF on the Road | 4-7 |
| Neutral Site | 3-1 |
| W/L Streak | USF one loss |
| 2004-05 Overall Record | 21-11 |
| 2004-05 after 30 games | 20-10 |
| 2004-05 after 31 games | 21-10 |
| 2004-05 after 32 games | 21-11 |
| 2004-05 after 33 games | -- |



JOSE FERNANDEZ • HEAD COACH Sixth Year • 79-94 (.457)

Jose Fernandez is in his sixth year as head women's basketball coach at USF. During his time at the helm of the Bulls, Fernandez has turned in some of the top recruiting classes in school history. In his previous five seasons as a Division I head coach, Fernandez has recorded four top 40 recruiting classes.

In addition, he took that same talent and helped USF advance to its second consecutive postseason tournament appearance last year, taking part in the Women's National Invitation Tournament where the Bulls defeated Florida in the first round before losing to Wake Forest.

Most recently, Fernandez secured the best recruiting class in school history during the November 2005 early signing period, a class that was ranked No. 17 in the nation by Nike's Blue Start Report. Only Connecticut, ranked No. 1, and Rutgers, ranked No. 2, were BIG EAST foes that were ranked higher nationally.

A native of Miami, Fernandez was named head coach on December 14, 2000 after originally being hired as an assistant coach in the spring of 2000.

Prior to his tenure at USF, Fernandez served two "tours of duty" as an assistant women's basketball coach at Division II Barry University from 1999 to 2000 and as men's assistant from 1994 to 1996. He was also head girls coach at Miami's Lourdes Academy (1996-99) where he led the Bobcats to an 83-16 (.838) record.

Fernandez got his start in the coaching profession as an assistant coach at Miami-Dade Community College-Kendall where he served as a student assistant from 1989 to 1991 and a fulltime assistant for the 1991-92 campaign.

Fernandez is a 1992 graduate of Florida International University where he earned his bachelor's degree in physical education.

• The University of South Florida women's basketball team has advanced to its first-ever NCAA Championship Tournament ... USF, the No. 9 seed in the Bridgeport Regional, will begin play on Sunday, March 19 against No. 8 seed USC at the Ted Constant Convocation Center at Old Dominion University in Norfolk, VA ... Tip-off is slated for approximately 9:30 p.m. ... All NCAA Tournament games can be seen live on ESPN and its family of stations ... Sunday's first round game can be seen on ESPN2 with Sean McDonough (play-by-play), Doris Burke (color analyst), and Holly Rowe (reporter) ... All USF tournament games can be heard live on 620 AM WDAE "The Sports Animal" and WTBN-AM 570 & 910 with Tom Krasniqi (play-by-play) and Amanda Miller (color analyst) ... The winner of the USF vs. USC game will face the winner of the No. 1 seed Duke and No. 16 seed Southern game on Tuesday, March 21 at approximately 9:30 p.m. ... The Bulls' first round game marks their fifth neutral site game this season ... USF enters the USC game with a 3-1 record on neutral turf going 3-0 at the San Juan Shootout with wins over UPR-Mayaguez (121-41) on Dec. 19, Northern Arizona (60-55) on Dec. 20, and Colorado (72-59) on Dec. 21 en route to the tournament title ... The Bulls' only neutral site loss came at the hands of Notre Dame (73-66) in the BIG EAST Tournament first round on March 4 in Hartford ... A win in the first round of the NCAA Tournament would mark the first time in school history that USF has won 20 games in back-to-back seasons ... The Bulls set a school record last year with 21 wins ... USF comes into the game against the Women of Troy having won

three of its last five and six of its last 10 games ... All-America candidate Jessica Dickson continues to pace the way for the Bulls in the scoring column netting 22.1 points per game ... Dickson led the nation for most of the year in scoring, until she was surpassed by LSU's Seimone Augustus during the last week of the regular season ... Dickson enters the NCAA Tournament third in the nation behind Augustus (23 ppg) and Baylor's Sophia Young (22.2 ppg) ... Freshman Shantia Grace is second on the team in scoring, netting 10.9 points per outing and leads the team in assists dishing out five per outing.

USF Earns First NCAA Tournament Berth; Third Consecutive Postseason Appearance

• This season's trip to the postseason marks the Bulls third-straight year that USF has advanced to postseason play, however the first appearance in the NCAA Tournament.

• The Bulls played in the last two Women's National Invitational Tournament's (WNIT) advancing to the second round last year after defeating Florida in the first round (61-56) and losing to Wake Forest (78-63) in the quarterfinal round ... USF is 1-2 all-time in postseason tournaments with a 1-0 record at home and a 0-2 slate on the road.



2005-06 USF HONORS

Jessica Dickson

- All-BIG EAST Conference First Team
- BIG EAST Honor Roll (Feb. 20)
- Naismith Award Midseason Top 30
- BIG EAST Honor Roll (Feb. 13)
- BIG EAST Honor Roll (Feb. 6)
- John R. Wooden Award Midseason Top 20
- BIG EAST Honor Roll (Jan. 23)
- BIG EAST Honor Roll (Jan. 16)
- BIG EAST Honor Roll (Dec. 27)
- MVP, San Juan Shootout
- BIG EAST Player of the Week (Dec. 11)
- BIG EAST Player of the Week (Nov. 28)

- MVP, Best Western Roundball Classic
- BIG EAST Honor Roll (Nov. 21)
- MVP, Image Depot Shootout
- Preseason All-BIG EAST

Nalini Miller

- All-Tourney Team, Best Western Roundball Classic
- All-Tourney Team, Image Depot Shootout

Ezria Parsons

- All-Tourney Team, Image Depot Shootout

ChiChi Okpaleke

- All-Tourney Team, San Juan Shootout

• The Bulls' third straight visit to the postseason this season marks just the second time in school history that a basketball team at the Tampa school has accomplished that feat ... The USF men's team advanced to three consecutive during the 1989-90 (NCAA), 1990-91 (NIT), and 1991-92 (NCAA) campaigns.

Don't I Know You?

• One person that will have a rooting interest other than USF will be the Bulls' Director of Basketball Operations Shallon Pillow ... Pillow

will be able to get acquainted with some old friends from Knoxville as Tennessee finds themselves also playing at the Ted Constant Convocation Center ... Pillow is a 2002 graduate of Tennessee when she was a four-year letterwinner for Pat Summit ... While playing for the Lady Vols, Pillow went to four NCAA Tournaments which included two Final Fours ... In her four years, Tennessee recorded a remarkable 124-5 record and a 53-3 slate in the Southeastern Conference.



USF'S LARGEST IN 2005-06

| | |
|-------------------------|---------------------|
| Lead | 80 at UPR-Mayaguez |
| Deficit | 49 at LSU |
| Margin of victory | 80 vs. UPR-Mayaguez |
| Margin of defeat | 43 at LSU |
| Halftime lead | 37 at UPR-Mayaguez |
| Halftime deficit | 31 at LSU |
| Deficit in win | 9 vs. DePaul |
| Halftime deficit in win | 2 vs. Providence |
| Lead in loss | 16 vs. Rutgers |
| Halftime lead in loss | 8 vs. Rutgers |

USF AT HOME AND ON THE ROAD

| Category | Home | Away | Neutral |
|-------------------------|------|------|---------|
| Record | 12-3 | 4-7 | 3-1 |
| Field Goal% | 43.9 | 37.7 | 47.9 |
| 3-Pt. Field Goal% | 33.5 | 28.9 | 50.0 |
| Free Throw % | 66.0 | 66.7 | 68.4 |
| Oppt. Field Goal% | 40.9 | 43.8 | 38.5 |
| Oppt. 3-Pt. Field Goal% | 30.3 | 36.8 | 20.0 |
| Oppt. Free Throw% | 66.8 | 69.2 | 80.0 |
| Rebounding Avg. | 37.1 | 36.5 | 30.8 |
| Rebounding Margin | +0.6 | -3.2 | +7.0 |
| Assists/Gm. | 15.1 | 11.0 | 16.8 |
| Turnovers/Gm. | 11.7 | 15.0 | 13.0 |
| Blocks/Gm. | 4.9 | 3.9 | 4.5 |
| Steals/Gm. | 10.3 | 8.5 | 9.8 |
| Points/Gm. | 72.1 | 61.8 | 79.8 |
| Points Allowed/Gm. | 57.7 | 68.5 | 57.0 |

The Series vs. USC

• USF and USC will meet for the first time ever in the first round of the NCAA Tournament.

USF vs. The Pac-10

• Although the Bulls have never played the Women of Troy prior to this weekend's first round, this will be the third meeting all-time between USF and members of the Pac-10 Conference with the league holding a 2-0 advantage.

• Oregon got the best of the Bulls, defeating USF 63-59 on Dec. 4, 1993 in the consolation game of the Texas-Arlington/Marriott Classic.

• Ironically enough, USF head coach Jose Fernandez' first game at the helm of the Bulls came in Tempe, AZ where Arizona State handed the Bulls a decisive 74-39 loss on Nov. 19, 2000.

Potential Foes

• Should USF win, it would face the winner of the Duke vs. Southern game which will be played prior to the Bulls and USC at 7 p.m. ... It would mark the second meeting in as many years between USF and either school.

2005-06 BIG EAST AWARDS

BIG EAST CONFERENCE INDIVIDUAL AWARD WINNERS

BIG EAST Conference Player of the Year

*Cappie Pondexter, Rutgers

BIG EAST Conference Freshman of the Year

Renee Montgomery, Connecticut

BIG EAST Conference Coach of the Year

Kim Barnes Arico, St. John's

BIG EAST Conference Defensive Player of the Year

Essence Carson, Rutgers

BIG EAST Conference Most Improved Player

Mel Thomas, Connecticut

BIG EAST Conference Sportsmanship Award

Carolyn Kieger, Marquette

BIG EAST/AEROPOSTALE Scholar Athlete of the Year

Megan Duffy, Notre Dame

ALL-BIG EAST CONFERENCE FIRST TEAM

| | | |
|-----------------------------|-----|---|
| Matee Ajavon, Rutgers | So. | G |
| Angela Clark, St. John's | Jr. | F |
| Jazz Covington, Louisville | Jr. | C |
| *Jessica Dickson, USF | Jr. | F |
| *Megan Duffy, Notre Dame | Sr. | G |
| Cappie Pondexter, Rutgers | Sr. | G |
| *Khara Smith, DePaul | Sr. | F |
| Ann Strother, Connecticut | Sr. | F |
| Liad Suez-Karni, Villanova | Sr. | F |
| Mercedes Walker, Pittsburgh | So. | C |
| Kia Wright, St. John's | Jr. | G |

ALL-BIG EAST CONFERENCE SECOND TEAM

| | | |
|--------------------------------|-----|---|
| Meg Bulger, West Virginia | Jr. | G |
| Essence Carson, Rutgers | So. | G |
| Treasure Humphries, Cincinnati | Jr. | G |
| Carolyn Kieger, Marquette | Sr. | G |
| Kieraah Marlow, Georgetown | So. | F |
| Christina Quaye, Marquette | Jr. | F |
| Allie Quigley, DePaul | So. | G |
| Jenna Rubino, DePaul | Jr. | G |
| Vaida Sipaviciute, Syracuse | So. | C |
| Barbara Turner, Connecticut | Sr. | F |
| Mallorie Winn, Pittsburgh | Jr. | G |

ALL-BIG EAST CONFERENCE HONORABLE MENTION

| | | |
|-----------------------------|-----|---|
| Monique Blake, Seton Hall | Jr. | F |
| Charde Houston, Connecticut | So. | F |
| Mel Thomas, Connecticut | So. | G |

BIG EAST CONFERENCE ALL-ROOKIE TEAM

| | | |
|-------------------------------|-----|---|
| Shelly Bellman, Cincinnati | Fr. | G |
| Krystal Ellis, Marquette | Fr. | G |
| Chelsea Marandola, Providence | Fr. | G |
| Angel McCoughtry, Louisville | Fr. | F |
| Renee Montgomery, Connecticut | Fr. | G |

* Unanimous selection

USF Basketball News & Notes • 4

USF at NCAA Tournament Bridgeport Regional 1st & 2nd Round - Norfolk, VA - March 19-21, 2006

TOP 25 RANKINGS

| ESPN/USA Today | Rank | AP |
|----------------|------|------------------|
| North Carolina | 1 | North Carolina |
| Ohio State | 2 | Ohio State |
| Maryland | 3 | Maryland |
| Duke | 4 | Duke |
| LSU | 5 | LSU |
| Tennessee | 6 | Tennessee |
| Connecticut | 7 | Oklahoma |
| Oklahoma | 8 | Connecticut |
| Rutgers | 9 | Rutgers |
| Baylor | 10 | Baylor |
| Purdue | 11 | Purdue |
| Georgia | 12 | Georgia |
| DePaul | 13 | DePaul |
| Stanford | 14 | (T13th) Stanford |
| Arizona State | 15 | Arizona State |
| Louisiana Tech | 16 | Michigan State |
| Michigan State | 17 | Louisiana Tech |
| Temple | 18 | Utah |
| Utah | 19 | Temple |
| Brigham Young | 20 | Texas A&M |
| Bowling Green | 21 | UCLA |
| Texas A&M | 22 | Brigham Young |
| UCLA | 23 | Bowling Green |
| New Mexico | 24 | New Mexico |
| Vanderbilt | 25 | Minnesota |

Other teams of interest receiving votes

St. John's St. John's

Opponents in Bold

• ESPN/USA Today Rankings as of March 13

• Associated Press Rankings as of March 13

A LOOK AT THE RPI

| Sagarin | Opponent | C-RPI |
|---------|-----------------------|-------|
| 47 | USF | 43 |
| 109 | Texas-Arlington | 121 |
| 284 | Tennessee-Martin | 298 |
| 312 | Jacksonville | 297 |
| 149 | UMBC | 174 |
| 202 | Robert Morris | 160 |
| 2 | North Carolina | 1 |
| 15 | DePaul | 12 |
| 16 | Michigan State | 19 |
| 106 | Northern Arizona | 102 |
| 127 | Colorado | 203 |
| 305 | North Florida | 257 |
| 3 | LSU | 6 |
| 94 | Florida International | 74 |
| 55 | Pittsburgh | 67 |
| 11 | Rutgers | 9 |
| 68 | Cincinnati | 72 |
| 172 | Syracuse | 179 |
| 187 | Providence | 228 |
| 7 | Connecticut | 4 |
| 39 | Notre Dame | 26 |
| 45 | Villanova | 45 |
| 28 | St. John's | 37 |
| 195 | Seton Hall | 198 |
| 46 | Marquette | 57 |
| 37 | Louisville | 51 |
| 72 | West Virginia | 93 |
| 142 | Georgetown | 175 |

• Sagarin Rankings through games of March 12

• CollegeRPI.com through games of March 13

USF Starting Lineups (W-L)

| Forward | Forward | Center | Guard | Guard | W-L |
|---------|---------------|-----------------|------------------|--------|-----|
| Dickson | Parsons | Miller | Grace | Sheats | 7-4 |
| Dickson | Parsons | Miller | Okpaleke (Fwd.) | Sheats | 1-0 |
| Dickson | Parsons | Miller | Cambridge (Fwd.) | Grace | 2-2 |
| Dickson | Parsons | Miller | Jackson | Grace | 1-0 |
| Dickson | Parsons | Miller | Okpaleke (Fwd.) | Grace | 2-0 |
| Dickson | Cambridge | Miller | Sheats | Grace | 0-1 |
| Dickson | Parsons | Cambridge | Sheats | Grace | 3-4 |
| Dickson | Parsons | Okpaleke (Fwd.) | Sheats | Grace | 1-0 |
| Dickson | Okpaleke | Cambridge | Sheats | Grace | 1-0 |
| Dickson | Sheats (Grd.) | Cambridge | Jackson | Grace | 1-0 |

• Duke, a No. 1 seed in this year's tournament, holds a 2-0 series lead over the Bulls dating back to the 1990-91 season.

• USF faced Duke last season in the quarterfinal round of the Preseason WNIT, dropping an 82-50 decision to the No. 6 Blue Devils on Nov. 14.

• USF jumped out to a 10-2 lead, through the first 4:45 of the first half ... The Blue Devils, however, would outscore the Bulls 31-11 through the rest of the first stanza and held a 33-21 lead at the half.

• Duke blew the game open in the second half outscoring the Bulls 49-29 in the second stanza ... The Blue Devils shot 46.7% (28-60) from the field while USF shot just 25.8% (17-66) from the floor on the afternoon.

• The two teams first met on Dec. 20, 1990 with Duke taking a 78-62 victory in the Sun Dome.

• No. 16 seed Southern and USF have met one time with the Bulls coming out on top, 82-46 on Dec. 15, 2004 in Tampa.

• The Bulls placed five players in double figures led by Rachael Sheats' 14 points ... Nalini Miller (13), Jessica Dickson (11), ChiChi Okpaleke (11), and Anedra Gilmore (10) also tallied double digits in the win.

Seven BIG EAST Teams Advance To NCAA Tourney

• The BIG EAST Conference landed seven teams in this year's NCAA Division I Women's Basketball Championship, tied for the second most in conference history ... The league earned a bid of seven teams in 2003, behind its record-setting eight in 2004 ... Connecticut, Rutgers and DePaul, who have been ranked nationally for the entire season, all earn seeds in the top four, while St. John's is a seventh seed and Louisville, USF and Notre Dame are nine seeds.

13 USF Opponents Look For NCAA or WNIT Postseason Success

• This year's NCAA and WNIT brackets prove just how tough USF's schedule was this season ... 14

teams-nine in the NCAA and five in the WNIT - on this season's slate have advanced in one of the two postseason events.

• This past season the Bulls faced one-half of the 2005 Final Four in National Runner-Up Michigan State (81-66 loss) on Dec. 10 and LSU (87-44 loss) on Dec. 30 in Baton Rouge ... In addition to LSU earning a No. 1 seed in the current tourney, North Carolina was also tabbed a No. 1 seed in this year's "Big Dance."

• BIG EAST foes Louisville, Rutgers, Notre Dame, St. John's, Connecticut, and DePaul, in addition to USF, were selected to play in the NCAA Tournament ... In addition, North Carolina, Northern Arizona, Michigan State, and LSU all made the "Big Dance."

• Five teams on this year's USF schedule advanced to the WNIT ... BIG EAST Conference members Cincinnati, Marquette, Pittsburgh, and Villanova all advance to the postseason along with non-conference foe Florida International.

USF In The BIG EAST Tourney

• USF entered its first-ever BIG EAST Conference Tournament as the No. 7 seed matching the second highest seed it ever earned in a postseason conference tournament ... The Bulls would face No. 10 seed Notre Dame in the opening round,

USF VS. THE CONFERENCES

The following records indicate how the Bulls did this season against non-conference foes

| | |
|----------------------------------|-----|
| America East (UMBC) | 1-0 |
| Atlantic Coast (North Carolina) | 0-1 |
| Atlantic Sun (Jacksonville, UNF) | 2-0 |
| Big Sky (Northern Arizona) | 1-0 |
| Big Ten (Michigan State) | 0-1 |
| Big 12 (Colorado) | 1-0 |
| Independent (UPR-Mayaguez) | 1-0 |
| Northeast (Robert Morris) | 1-0 |
| Ohio Valley (Tennessee-Martin) | 1-0 |
| Southeastern (LSU) | 0-1 |
| Southland (Texas-Arlington) | 1-0 |
| Sun Belt (Florida International) | 0-0 |



USF at NCAA Tournament Bridgeport Regional 1st & 2nd Round • Norfolk, VA • March 19-21, 2006

on Mar. 4, where the Fighting Irish came out on top 73-66.

- Shantia Grace led the Bulls in scoring for just the second time, netting a career high 24 points ... Grace was 7-13 (53.8 percent) from the field and 4-5 (80 percent) from three-point range.

- All-America candidate Jessica Dickson recorded her third double-double of the season - and the sixth of her career with a 16-point, 10-rebound effort in the loss.

- The Bulls were dominated in the paint being outscored 32-12 in the lane which includes 18-2 in the first half.

- USF's 19 turnovers were the most committed since the Bulls recorded 20 against Cincinnati on Jan. 15 ... The Bulls' 19 miscues proved to be a key factor in their loss to the Fighting Irish as Notre Dame tallied 23 points off the turnovers while USF recorded just eight points off 13 ND miscues.

2005-06 PRESEASON ALL-BIG EAST TEAM

| | | | | |
|-------------------|------|-----|-----|---------------|
| Matee Ajavon | 5-8 | So. | G | Rutgers |
| Meg Bulger | 6-0 | Jr. | G | West Virginia |
| Jazz Covington | 6-3 | Jr. | C | Louisville |
| Jessica Dickson | 5-11 | Jr. | F | USF |
| Megan Duffy | 5-7 | Sr. | G | Notre Dame |
| Cappie Pondexter* | 5-9 | Sr. | G | Rutgers |
| Khara Smith | 6-2 | Sr. | F | DePaul |
| Ann Strother | 6-2 | Sr. | G | Connecticut |
| Barbara Turner | 6-0 | Sr. | F/G | Connecticut |
| Liad Suez | 6-2 | Sr. | F | Villanova |
| Mercedes Walker | 6-3 | So. | C | Pittsburgh |
| Kia Wright | 5-8 | Jr. | G | St. John's |

* Preseason Player of the Year

- USF was beaten on the glass for the sixth time in the last eight games as Notre Dame outrebounded the Bulls 39-34 ... The Fighting Irish held a 10-5 advantage in second chance points.

One Big Turn Around

- To say that Jose Fernandez has changed the direction of the USF women's basketball program is an understatement ... In the past five years that Fernandez has coached the Bulls (2001-06) - including this season - USF has recorded a 75-71 (.514) record with four winning seasons and three postseason appearances (WNIT in 2004 and 2005 and the NCAA this season).

- During the prior five years (1996-01) - the last of which was Fernandez' first as head coach - the Bulls posted a 51-88 (.367) record with just one winning season (14-13, 1998-99) ... In addition, from 1991-01, USF was just 101-173 (.409)

USF'S RECORD WHEN ...

| | |
|---|------|
| Leading at halftime | 17-4 |
| Trailing at halftime | 2-6 |
| Tied at halftime | 0-1 |
| Overtime | 2-0 |
| USF shoots 50% or better from field | 4-0 |
| USF shoots 40-49% from field | 9-4 |
| USF shoots under 40% from field | 6-6 |
| Opp. shoots 50% or better from field | 0-5 |
| Opp. shoots 40-49% from field | 7-4 |
| Opp. shoots under 40% from field | 12-2 |
| USF outrebounds opponent | 10-2 |
| Opp. outrebounds USF | 5-9 |
| Tied in rebounds | 4-0 |
| USF records 10 or more steals | 14-3 |
| USF records 15 or more assists | 8-3 |
| USF commits less than 15 turnovers | 14-5 |
| USF commits 15 or more turnovers | 4-6 |
| USF commits less turnovers than opp. | 16-6 |
| USF commits more turnovers than opp. | 2-5 |
| USF shoots 70% or better from the line | 10-3 |
| USF shoots under 70% from the line | 8-6 |
| USF scores 59 points or less | 1-5 |
| USF scores between 60-69 points | 8-4 |
| USF scores between 70-79 points | 6-1 |
| USF scores between 80-89 points | 2-1 |
| USF scores between 90-99 points | 1-0 |
| USF scores more than 100 points | 1-0 |
| Two or less Bulls score in double figures | 4-5 |
| Three Bulls score in double figures | 7-4 |
| Four or more Bulls in double figures | 9-2 |
| USF plays at the Sun Dome | 12-3 |
| USF plays on the road | 4-7 |
| USF plays at a neutral site | 3-1 |
| Playing in November | 5-0 |
| Playing in December | 5-3 |
| Playing in January | 5-4 |
| Playing in February | 4-3 |
| Playing in March | 0-1 |
| Playing on Saturday | 5-3 |
| Playing on Sunday | 2-3 |
| Playing on Monday | 2-0 |
| Playing on Tuesday | 3-2 |
| Playing on Wednesday | 6-1 |
| Playing on Thursday | 1-0 |
| Playing on Friday | 0-2 |
| Playing during the afternoon | 6-4 |
| Playing during the evening | 13-7 |
| On television | 3-6 |
| In-season tournament games | 7-0 |
| Postseason tournament games | 0-1 |
| Games decided by three points or less | 1-4 |
| Games decided by four to 10 points | 6-3 |
| Games decided by 11-20 points | 6-1 |
| Games decided by more than 20 points | 6-3 |

MISCELLANEOUS USF STATISTICS

DOUBLE FIGURE SCORERS

| | |
|------------------|----|
| Jessica Dickson | 28 |
| Shantia Grace | 17 |
| Nalini Miller | 13 |
| Ezria Parsons | 12 |
| Rachael Sheats | 9 |
| Jessica Jackson | 7 |
| ChiChi Okpaleke | 3 |
| Sharon Cambridge | 2 |
| Tamara Dowdell | 1 |
| Courtney Hunt | 1 |

DOUBLE-DOUBLES

| | |
|-----------------|---|
| Ezria Parsons | 5 |
| Nalini Miller | 3 |
| Jessica Dickson | 3 |
| Shantia Grace | 3 |
| ChiChi Okpaleke | 1 |

GAMES LEADING (SHARING) SCORING HONORS

| | |
|-----------------|--------|
| Jessica Dickson | 21 (2) |
| Shantia Grace | 3 (1) |
| Nalini Miller | 1 |
| ChiChi Okpaleke | (1) |
| Rachael Sheats | (2) |
| Ezria Parsons | 1 |

GAMES LEADING (SHARING) REBOUNDED HONORS

| | |
|-----------------|--------|
| Ezria Parsons | 11 (4) |
| Nalini Miller | 7 (2) |
| Jessica Dickson | 5 (2) |
| ChiChi Okpaleke | 2 |

USF'S 2005-06

DOUBLE-DOUBLE PERFORMANCES

| | | |
|----------------------|-----------------|---------------------|
| Nalini Miller | 21 pts./12 rbs. | at Cincinnati |
| | 15 pts./13 rbs. | vs. Robert Morris |
| | 18 pts./10 rbs. | vs. Texas-Arlington |

| | | |
|------------------------|-----------------|-------------------|
| Jessica Dickson | 16 pts./10 rbs. | vs. Notre Dame |
| | 33 pts./10 rbs. | vs. UMBC |
| | 18 pts./10 rbs. | at North Carolina |

| | | |
|----------------------|-----------------|--------------------------|
| Ezria Parsons | 14 pts./10 rbs. | vs. West Virginia |
| | 13 pts./12 rbs. | vs. Villanova |
| | 10 pts./14 rbs. | at Florida International |
| | 12 pts./11 rbs. | vs. No 11/13 DePaul |
| | 11 pts./10 rbs. | vs. UMBC |

| | | |
|----------------------|------------------|----------------------|
| Shantia Grace | 11 pts./12 asts. | at Cincinnati |
| | 19 pts./14 asts. | vs. UPR-Mayaguez |
| | 11 pts./10 asts. | vs. No. 11/13 DePaul |

| | | |
|------------------------|-----------------|------------------|
| ChiChi Okpaleke | 19 pts./10 rbs. | vs. UPR-Mayaguez |
|------------------------|-----------------|------------------|

SCORING MARGINS

Points: Margin of victory

| | | | | | | | | | |
|---|---|---|---|---|---|---|---|---|-----|
| 1 | 2 | 3 | 4 | 5 | 6 | 7 | 8 | 9 | 10+ |
| 0 | 2 | 0 | 1 | 1 | 1 | 0 | 0 | 1 | 13 |

Points: Margin of defeat

| | | | | | | | | | |
|---|---|---|---|---|---|---|---|---|-----|
| 1 | 2 | 3 | 4 | 5 | 6 | 7 | 8 | 9 | 10+ |
| 1 | 3 | 0 | 0 | 0 | 0 | 2 | 0 | 1 | 4 |

ADDITIONAL PLAYER BIO

21 COURTNEY HUNT

5-6 Sr. G Bath, ME/Morse HS/Jacksonville

Enters her first year with the USF women's basketball team, joining the team as a walk-on during the 2005 preseason ... Was originally expected to be a practice player, however was thrown into action with the injury to Rachael Sheats ... Hard worker who has the ability to hit the three-point shot ... Transferred to USF after playing one season (2003-04) at Jacksonville ... Attended Charlotte for one semester before attending JU.

In High School

Four-year starter at Morse High for coach Tom Morong ... Graduated with the school record for career three-point field goals ... As a senior, averaged a single-season record 18.0 points and 5.7 assists, while being named a Kennebec Valley Athletic Conference (KVAC) All-Star ... Also earned an invitation to the Hight Chevrolet All-Star game where she won the three-point championship ... As a junior, averaged 15.3 points and 4.3 assists and earned Honorable Mention All-KVAC Team honors ... Also played three seasons with the AAU Maine Bombers where she earned three MVP awards ... Off the court, graduated third in her class as a member of the National Honor Society.

Personal

Full name is Courtney Elizabeth Hunt ... Born July 18, 1984 in Lansing, MI ... Daughter of Sherry Hunt ... Has two brothers, Chris Locke (32) and Jon Hunt (22), and a sister, Charity Hunt (30) ... Is currently majoring in biology ... Has a wide array of hobbies including distance running, volunteer work, and researching genetics ... Would like to go to medical school after she graduates ... Has traveled the entire United States in a recreational vehicle ... Graduated third in her class at Morse and was a member of the honor society and a four-year high honor roll member.

with two winning seasons and no post-season appearances.

Jose Fernandez vs. The Top 25

• USF is 4-14 against teams ranked in the top 25 of either the Associated Press or ESPN/USA Today polls since Jose Fernandez took over prior to the 2000-01 season.

• The Feb. 8 game with No. 25/25 St. John's marked the eighth Top 25 team that the Bulls have faced this season.

• No. 3/3 LSU on Dec. 28 was the highest ranked opponent that the Bulls have ever faced.

• USF took on three-straight Top 25 teams in an eight-day stretch earlier this season ... The Bulls took on No. 7/8 North Carolina (71-47 loss) on Dec. 2, No. 11/13 DePaul (79-77 ot win) on Dec. 7, and No. 13/15 Michigan State (81-66 loss) on Dec. 10.

• The Bulls defeated No. 23 Tulane (69-64) on Jan. 20, 2002, and No. 18 TCU (89-84) in a double-overtime thriller on Feb. 2, 2004.

• DePaul, who was ranked No. 11 in the AP Top 25 and No. 13 in the ESPN/USA Today poll, was the highest ranked team that the Bulls have ever defeated, 79-77 in overtime.



USF Head Coach
Jose Fernandez

USF'S OVERTIME GAMES VS. THE TOP 25 UNDER JOSE FERNANDEZ

| | |
|---------------|-------------------------------------|
| Feb. 2, 2004 | No. 18/18 TCU (89-84 win 2 ot) |
| Dec. 1, 2004 | at No. 8/8 UConn (75-65 loss) |
| Dec. 7, 2005 | No. 11/13 DePaul (79-77 win) |
| Jan. 28, 2006 | at No. 21/22 Notre Dame (68-64 win) |

• USF defeated No. 21/22 Notre Dame in overtime, 68-64, on Jan. 28.

• USF defeated two of its last four Top 25 teams that it played in the Sun Dome (No. 18/18 TCU and No. 11/13 DePaul), with the two victories being conference wins ... The two losses came earlier this season to No. 13/15 Michigan State, and No. 10/9 Rutgers ... The loss to Rutgers was by one-point (66-65).

• The Bulls are 3-1 in overtime games against the Top 25 since Jose Fernandez took over for the 2000-01 season.

Bulls Already Establish Another Impressive Win Total

• Although the Bulls are two wins from equaling the school record for wins in a season with 21 - set last year (21-11) - they currently have the second most wins in a season in school history ... This year's team is only the second to ever post more than 16 victories in a season.

Bulls Post Another Stellar Home Record

• Just one year after setting a new school record for wins at home with 14, USF established another impressive home record.

• USF set a new school mark last season with 14 wins (14-2) surpassing the old record of 12 originally set during the 1993-94 season ... The Bulls boast a share of the second most wins in school history at home with 12 (12-3).

USF One Of The BIG EAST's Top Teams At Home

• This season the Bulls posted the sixth best home record among BIG EAST schools with a 12-3 slate (.800) ... Their 12 wins in the Sun Dome, however, equals the third most total wins this year among league foes.

MOST WINS IN USF HISTORY

| | |
|---------|-------|
| 2004-05 | 21-11 |
| 2005-06 | 19-11 |
| 1977-78 | 16-10 |
| 1976-77 | 15-4 |
| 2003-04 | 14-15 |
| 2001-02 | 14-13 |
| 1998-99 | 14-13 |
| 1993-94 | 14-13 |
| 1988-89 | 14-13 |

USF'S SINGLE SEASON WINS AT HOME

| | |
|---------|----|
| 2004-05 | 14 |
| 1993-94 | 12 |
| 2005-06 | 12 |
| 1991-92 | 10 |
| 1988-89 | 10 |
| 1987-88 | 10 |

2005-06 NCAA DIVISION I WOMEN'S BASKETBALL SCORING LEADERS

| | |
|-------------------------------------|------|
| 1. Seimone Augustus, LSU | 23.0 |
| 2. Sophia Young, Baylor | 22.2 |
| 3. Jessica Dickson, USF | 22.1 |
| 4. Tara Boothe, Xavier | 21.6 |
| 5. Emily Christian, Tennessee Tech | 21.6 |
| 6. Nefertiti Walker, Stetson | 21.5 |
| 7. Cappie Pondexter, Rutgers | 21.5 |
| 8. Chrissy Givens, Middle Tennessee | 21.3 |
| 9. Candice Wiggins, Stanford | 21.2 |
| 10. Courtney Paris, Oklahoma | 20.9 |

USF's Jessica Dickson Makes A Good Run At National Scoring Title

• All-America Candidate Jessica Dickson made an impressive run at a pretty impressive accomplishment this season - the national scoring title ... Dickson had led the nation the entire season until she was over taken by LSU's Seimone Augustus in the Lady Tigers' regular season finale on Feb. 26.

• Dickson enters the NCAA Tournament third in the nation in scoring averaging 22.1 points per game ... She trails Augustus, who is netting 23.0 points per contest, and is just behind Baylor's Sophia Young who is in second averaging 22.2 points per contest.

• Dickson was attempting to become the first man or woman in BIG EAST Conference history - and just the second male or female player to play collegiately in the state of Florida - to lead the nation in scoring ... She looked to join former Miami Hurricane Rick Barry (34.7 ppg, 1964-65) as the only other player from the Sunshine State to accomplish the feat.

Dickson Tabbed All-BIG EAST First Team

• Jessica Dickson was named to the All-BIG EAST Conference first team which was announced at the tournament's awards banquet on Mar. 3 in Hartford, CT ... Dickson was one of three players to be a unanimous pick for the all-conference first team along with Megan Duffy of Notre Dame and Khara Smith of DePaul ... Cappie Pondexter of Rutgers was a unanimous selection for BIG EAST Conference Player of the Year.

Dickson Added To Wooden Award Midseason Top 20 List

• Jessica Dickson was added to the John R. Wooden Award Midseason Top 20 list ... The Wooden Award is given annually, by the Los Angeles Athletic Club, to the National Player of the Year in both men's and women's college basketball.

• Dickson is one of just four players from the BIG EAST Conference to make the list ... She


joins Cappie Pondexter (Rutgers), Khara Smith (DePaul), and Ann Strother (Connecticut) ... In addition, just one other player from the state of Florida made the list (Tamara James, Miami).

• Approximately 15 players will make the final national ballot which will be selected in March ... The Award will be presented at the Los Angeles Athletic Club on April 8 ... The ceremony will be broadcast nationally, live on CBS ... The top five male and female finalists will be invited to Los Angeles for the ceremony and will receive a contribution for their university's general scholarship fund from the John R. Wooden Award Scholarship Fund.

Dickson Also Named To The Naismith Award Midseason Top 30

• Jessica Dickson is one of seven players from the BIG EAST Conference named as part of the top 30 mid-season candidates for the Naismith Trophy Women's College Player of the Year ... The Naismith Trophy is given annually to the men's and women's college players of the year, by the Atlanta Tip-Off Club, and is one of the most prestigious national awards in college basketball.

• Dickson is joined on the list by fellow BIG EAST



JOHN R. WOODEN NATIONAL PLAYER OF THE YEAR AWARD MIDSEASON TOP 20 LIST

| | | | | | |
|------------------------|----------|------------|------------------|---|---------------|
| Seimone Augustus | G | LSU | Ivory Latta | G | NorthCarolina |
| Tara Boothe | F | Xavier | Courtney Paris | C | Oklahoma |
| Monique Curry | G | Duke | Candace Parker | F | Tennessee |
| Jessica Davenport | C | Ohio State | Cappie Pondexter | F | Rutgers |
| JESSICA DICKSON | F | USF | Liz Shimek | F | MichiganState |
| Candice Dupree | F | Temple | Khara Smith | F | DePaul |
| Sylvia Fowles | C | LSU | Kim Smith | F | Utah |
| Tasha Humphrey | F | Georgia | Ann Strother | G | Connecticut |
| Tamara James | G/F | Miami | Candice Wiggins | G | Stanford |
| Crystal Langhorne | C/F | Maryland | Sophia Young | F | Baylor |

NAISMITH NATIONAL PLAYER OF THE YEAR AWARD MIDSEASON TOP 30 LIST

| | | | | | |
|------------------------|----------|-------------|-------------------|-----|----------------|
| Seimone Augustus | G | LSU | Tamara James | G/F | Miami |
| Nikki Blue | G | UCLA | Crystal Langhorne | C/F | Maryland |
| Monique Currie | G | Duke | Erlana Larkins | F | North Carolina |
| Jessica Davenport | G | Ohio State | Ivory Latta | G | North Carolina |
| JESSICA DICKSON | F | USF | Courtney Paris | C | Oklahoma |
| Shay Doron | G | Maryland | Candace Parker | F | Tennessee |
| Megan Duffy | G | Notre Dame | Cappie Pondexter | G | Rutgers |
| Candice Dupree | F | Temple | Noelle Quinn | G | UCLA |
| Sylvia Fowles | C | LSU | Liz Shimek | F | Michigan State |
| Katie Gearlds | G/F | Purdue | Khara Smith | F | DePaul |
| Erin Grant | G | Texas Tech | Kim Smith | F | Utah |
| Lindsey Harding | G | Duke | Ann Strother | F | Connecticut |
| Charde Houston | G | Connecticut | Barbara Turner | F | Connecticut |
| Tasha Humphrey | F | Georgia | Candice Wiggins | G | Stanford |
| Tiffany Jackson | F | Texas | Sophia Young | F | Baylor |

WHAT THEY'RE SAYING ABOUT JESSICA DICKSON

"I think that when we came in here we knew that we were going to have limited answers for Jessica Dickson, and we really had no answers for her. I mean they have a great player, if Cappie (Rutgers guard Cappie Pondexter) is the best guard in this league then Dickson is 1A."

"You can't keep the ball out of her hands. She works extremely hard to get the ball, and when she gets the ball there's just not a whole lot you can do to stop her."

- DePaul Head Coach Doug Bruno after Jessica Dickson scored 35 points in a 79-77 overtime win over the No. 11/13 Blue Demons (Dec. 7, 2005).

"We have a match-up defense that we can play in a variety of different ways so we just changed it up a little bit. But it didn't do any good really. The only thing I can say about Dickson is that she is a super player, a great player. We thought we slowed her down. I actually thought she scored less than what she did, so I do think that we made her work hard for the points she got. But we definitely did not stop her."

- Michigan State Head Coach Joanne P. McCallie after Dickson scored 25 points against the No. 13/15 Spartans (Dec. 10, 2005).

members Charde Houston, Ann Strother and Barbara Turner of Connecticut, Notre Dame's Megan Duffy, Rutgers' Cappie Pondexter and DePaul's Khara Smith.

Dome Sweet Dome

• The Bulls' home floor has been good to them, having won 15 of their last 18 games in the Sun Dome dating back to last year ... USF had its nine-game winning streak on its home turf snapped with an 81-66 loss to No. 13/15 Michigan State on Dec. 10.

• The Bulls are 26-5 on their home floor since the beginning of the 2004-05, and 30-5 in the Sun Dome since defeating No. 18 TCU, 89-84, in double overtime on Feb. 2, 2004.

• For the third time in program history, and the second-straight year, the Bulls tied their longest home winning streak reaching nine games ... USF originally accomplished the feat, combining the last seven games of the 1976-77 season and the first two of the 1978-79 campaign ... The Bulls also reached the mark last year.

Not Much On Hospitality

• Since the 2001-02 season - head coach Jose Fernandez's second at the helm - and through the Dec. 28 game with North Florida, the Bulls have posted an impressive 30-7 (.811) record against non-conference foes at the Sun Dome ... Since the 2003-04 campaign, the Bulls are 19-4 (.826), including this year's 6-1 (.857) mark, and a 14-2 (.875) mark dating back to last year.

Shoulda' ... Coulda' ... Woulda'

• The Bulls can't help look back and think what might have been when referring to four of their seven BIG EAST losses this season ... The four setbacks in question - at Pittsburgh (66-64) on Jan. 8, against No. 10/9 Rutgers (66-65) on Jan. 11, at Cincinnati (89-87) on Jan. 15, and against

Pittsburgh again (60-58) - were decided by a total of seven points and all in the last four seconds of the game ... USF was 1-3 in league play through the first four of those games leading up to the loss against Pitt at the Sun Dome on Feb. 11 ... The Bulls' only win came on Dec. 7 against No. 11/13 DePaul, 79-77 (ot).

USF One Of The BIG EAST's Best With The BS

• USF has been a dominating presence this season in blocking shots ... The Bulls have rejected 135 shots this year for an average of 4.5 blocks per game which is second in the BIG EAST through the end of the BIG EAST Tournament ... In addition the 135 blocks are the second most on USF's all-time single season list and just six from surpassing the current mark of 140 set last year.

• USF set a new school single-game record for blocked shots with 15 against Tennessee-Martin on Nov. 20 ... It was also the most recorded by a BIG EAST team this season ... The Bulls broke the old mark of 12 set against St. Francis (NY) on Nov. 27, 2004.

• The Bulls recorded nine rejections for the second time this season in their regular season finale on Feb. 28 against Georgetown ... USF also accomplished the feat in the third game of the year against Jacksonville on Nov. 23.

• Six of USF's players recorded at least one blocked shot against Tennessee-Martin ... Nalini Miller (7), ChiChi Okpaleke (3), Ezria Parsons (2), Jessica Dickson (1), Shantia Grace (1), and Sharon Cambridge (1) all found themselves in the blocks column following the win over the Skyhawks.

On The Other Hand

• After going through the entire year recording at least one blocked shot in a game, the Bulls - who came into the Feb. 11 Pittsburgh game sec-

USF'S GAMES WITH FIVE OR MORE BLOCKES IN 05-06

| | | |
|---------|-------------------|----|
| Nov. 20 | vs. UT-Martin | 15 |
| Feb. 28 | at Georgetown | 9 |
| Nov. 23 | vs. Jacksonville | 9 |
| Dec. 28 | vs. North Florida | 8 |
| Mar. 4 | vs. Notre Dame | 7 |
| Jan. 2 | at FIU | 7 |
| Jan. 8 | at Pittsburgh | 6 |
| Nov. 19 | vs. UT-Arlington | 5 |
| Nov. 26 | vs. UMBC | 5 |
| Dec. 30 | at LSU | 5 |

ond in the BIG EAST

in rejections averaging 4.7 per game - went without a blocked shot at Seton Hall on Feb. 8 and against the Panthers ... Prior to those two games with no rejections, the last time that USF recorded zero blocks was Feb. 24, 2002 against Memphis - a span of 113 games ... During the 2001-02 season the Bulls recorded six games with no blocked shots.

USF SINGLE SEASON BLOCKED SHOT LIST

| | |
|-----|---------------|
| 1. | 140 (2004-05) |
| 2. | 135 (2005-06) |
| 3. | 109 (2003-04) |
| 4. | 104 (2002-03) |
| 5. | 99 (1983-84) |
| 6. | 98 (1993-94) |
| 7. | 96 (1992-93) |
| 8. | 78 (1995-96) |
| 9. | 67 (2001-02) |
| 10. | 64 (1979-80) |

Give Me That

• USF was also one of the top program's in the BIG EAST in steals, recording 9.5 per outing, which is third in the league behind DePaul (10.1 spg) and Connecticut (9.9 spg) in the league through the end of the BIG EAST Tournament.

• The Bulls have recorded double-digit steals in 17 of their 30 games, however have tallied no more than nine in seven of the last nine ... USF equaled a season low against Notre Dame in the BIG EAST Tournament first round on Mar. 4 recording three steals against the Fighting Irish.

• On the other hand, USF has allowed the opposition to reach double figure steals in just three games this year against No. 3/3 LSU (11), Florida International (10), and Cincinnati (10).

Bulls Record Season Low

• USF recorded a season low seven turnovers on Feb. 16 against Marquette ... The seven was the lowest total for miscues since the Bulls recorded the same amount against East Carolina on Feb. 5, 2005.

• The Bulls seven turnovers against Marquette surpassed this seasons old low of nine set three times this year ... The last time that USF had nine turnovers was on Jan. 18 in the win over



USF at NCAA Tournament Bridgeport Regional 1st & 2nd Round • Norfolk, VA • March 19-21, 2006

Syracuse ... The Bulls also recorded nine miscues against North Florida on Dec. 28 and against Rutgers on Jan. 11.

- USF has been the most efficient team in the BIG EAST this season in terms of turnover margin recording a conference best +4.8 margin ... USF averages 13.1 turnovers per game as opposed to 17.9 by its opponent ... Rutgers is second in turnover margin at +2.7.

Dickson Joins Elite USF Company

- All-America candidate Jessica Dickson has joined some elite company within the USF women's basketball program this season becoming the seventh player in school history to score better than 1,000 career points and grab over 500 rebounds during her time with the Bulls ... Dickson, who grabbed her 500th career board in the first round of the BIG EAST Tournament against Notre Dame on Mar. 4, has 1,732 points and 503 rebounds for her career through the conference tournament.

Dickson Has Proven She Is One Of The Best

- Jessica Dickson has established herself as one of the top players in the country ... She is currently averaging 22.1 points per game, which is third in the nation behind Seimone Augustus (LSU) who is netting 23.0 points per outing and Sophia Young (Baylor) who is averaging 22.2 points per game as they enter the NCAA Tournament.



- She is one of two players

USF PLAYERS WITH BETTER THAN 1,000 CAREER POINTS AND 500 REBOUNDS

| | |
|--------------------------------|-----------------------|
| Wanda Guyton (1985, 87-89) | 1,820 pts./1,077 rbs. |
| Jessica Dickson (2003-present) | 1,732 pts./503 rbs. |
| Mary Klinewski (1982-85) | 1,510 pts./909 rbs. |
| Ginger Bennett (1985, 87-89) | 1,483 pts./548 rbs. |
| Renee Bellamy (1991-94) | 1,441 pts./650 rbs. |
| Sonya Swick (1996-99) | 1,332 pts./544 rbs. |
| Keira Rozier (1992-95) | 1,152 pts./770 rbs. |

DICKSON'S BIGGEST GAMES OF 2005-06

| OPPT. (DATE) | PTS | RBS | AST | BS | STL |
|----------------------------------|-----|-----|-----|----|-----|
| No. 10/9 Rutgers (1/11) | 37 | 9 | 1 | 0 | 0 |
| No. 7/8 DePaul (12/7) | 35 | 6 | 2 | 0 | 1 |
| North Florida (12/28) | 35 | 3 | 1 | 1 | 1 |
| UMBC (11/26) | 33 | 10 | 1 | 1 | 1 |
| Robert Morris (11/27) | 32 | 6 | 2 | 1 | 1 |
| Cincinnati (1/15) | 30 | 9 | 0 | 1 | 1 |
| Northern Arizona (12/20) | 26 | 7 | 2 | 0 | 0 |
| No. 13/15 Michigan State (12/10) | 25 | 5 | 2 | 2 | 1 |
| Syracuse (1/18) | 25 | 8 | 1 | 0 | 2 |

WHERE DICKSON RANKS IN THE BIG EAST CONFERENCE IN 2005-06

| Category | Stats | Rank |
|---------------------|-------|------|
| Scoring | 22.1 | 1st |
| FG Percentage | .424 | 11th |
| FT Percentage | .859 | 3rd |
| 3-Pt. FG Percentage | .347 | 5th |
| 3-Pt. FG Made/Game | 2.2 | 4th |
| Minutes Played | 37.7 | 2nd |

DICKSON YEAR-BY-YEAR

| YEAR | PPG | RPG | FG% | 3PT% | FT% |
|---------|------|-----|------|------|------|
| 2003-04 | 18.6 | 6.1 | .434 | .211 | .759 |
| 2004-05 | 16.7 | 4.7 | .391 | .319 | .830 |
| 2005-06 | 22.1 | 5.9 | .424 | .347 | .871 |

in the BIG EAST - along with Cappie Pondexter (21.5 ppg) of Rutgers - to average 20 or more points per game this year through the end of the BIG EAST Tournament.

- During the Seton Hall game on Feb. 8, Dickson set a new school record for points in a season surpassing former Bull Wanda Guyton's 549 points set during the 1988-89 season ... Dickson currently has 664 points through the Bulls' loss to Notre Dame in the BIG EAST Tournament first round.

- Dickson had the most explosive offensive outing of her collegiate career against Rutgers on Jan. 11 ... She poured in a career-high 37 points on 11-23 (47.8 percent) shooting from the field, including 5-12 (41.7 percent) from behind the arc, and 10-12 from the line (83.3 percent) ... She also grabbed a team-high nine rebounds.

- In the game against Rutgers, Dickson and Scarlet Knight standout Cappie Pondexter were involved in an epic battle ... Pondexter got the best of Dickson - but not by much - pouring a career-high 40 points in the win including the game-winner with four seconds left.

- Dickson was held in check against LSU, netting just 11 points in the loss, shooting just 3-11 (27.3 percent) ... However, on Jan. 24, Dickson had her 34-game double-figure scoring streak snapped versus Connecticut when she tallied just six points ... It was the first time since Jan. 14, 2005 against TCU (nine points) that Dickson scored in single digits.

DICKSON'S STATISTICAL BREAKDOWN

| CATEGORY | PPG | RPG | APG | SPG |
|---------------------|------|------|-----|-----|
| Overall | 22.1 | 5.9 | 1.5 | 1.2 |
| BIG EAST Games | 21.8 | 5.5 | 1.1 | 1.5 |
| Non-Conf. Games | 23.1 | 6.1 | 1.8 | 0.8 |
| vs. Ranked Teams | 21.0 | 6.8 | 0.8 | 0.9 |
| At Home | 25.7 | 6.0 | 1.7 | 1.1 |
| BIG EAST Home Games | 24.8 | 5.6 | 1.2 | 1.0 |
| On The Road | 17.8 | 5.8 | 0.8 | 1.8 |
| BIG EAST Road Games | 18.8 | 5.4 | 1.0 | 2.0 |
| Neutral | 20.8 | 5.8 | 2.5 | 0.2 |
| In November | 25.4 | 7.4 | 2.6 | 1.2 |
| In December | 23.9 | 5.5 | 1.5 | 0.5 |
| In January | 21.9 | 6.1 | 0.7 | 2.0 |
| In February | 19.0 | 4.4 | 1.6 | 1.1 |
| In March | 16.0 | 10.0 | 3.0 | 1.0 |
| In Wins | 23.4 | 5.5 | 1.8 | 1.4 |
| In Losses | 20.0 | 6.6 | 1.0 | 1.0 |

- Until this season Dickson had not recorded back-to-back 30-point outings in her collegiate career, and now through the BIG EAST Tournament she did it twice this year ... Dickson netted a career-best 37 points against Rutgers on Jan. 11 and followed that up with a 30-point effort against Cincinnati on Jan. 15 ... Earlier this season Dickson accomplished the feat for the first time, pouring in 33 points against UMBC on Nov. 26, and 32 points the next afternoon against Robert Morris in the title game of the Best Western Roundball Classic.

- Through her last 30-point effort in the Cincinnati game on Jan. 15, Dickson has logged eight 30-point games in her career, including six this season.

- In BIG EAST Conference games, Dickson finished the regular season averaging 21.8 points per game in 16 games this season, and has recorded three of her six 30-point outings against league teams.

- Dickson has scored 20-plus points in 18 of 30 games this season through the BIG EAST Tournament ... In addition, she has scored 20 or more in 41 of her 91 career games.

- Dickson has also been pretty impressive from the charity stripe this season ... Through the Bulls' loss to Notre Dame in the BIG EAST Tourney, Dickson leads the team in free throw shooting, hitting 85.9 percent (122-142) of her shots from the line, which is third in the league.

- Against Providence, Dickson had her season-high streak of 21 made free throws snapped when she missed her final shot from the line with 16 seconds left ... She entered the Providence game with a season high for consecutive free throws made with 17 ... She hit

USF Basketball News & Notes • 10

USF at NCAA Tournament Bridgeport Regional 1st & 2nd Round • Norfolk, VA • March 19-21, 2006

USF'S ALL-TIME SINGLE GAME SCORING PERFORMANCES

| | |
|---|----|
| 1. LaTonya Greer vs. Cleveland State (Dec. 18, 1997) | 39 |
| 2. Wanda Guyton vs. Siena (Jan. 3, 1987) | 38 |
| T3. Jessica Dickson vs. Rutgers (Jan. 11, 2006) | 37 |
| T3. Wanda Guyton vs. West Florida (Jan. 26, 1987) | 37 |
| 5. Jessica Dickson vs. TCU (Feb. 2, 2004) | 36 |
| T6. Jessica Dickson vs. North Florida (Dec. 28, 2005) | 35 |
| T6. Jessica Dickson vs. DePaul (Dec. 11, 2005) | 35 |
| T6. Ginger Bennett vs. Florida Southern (Feb. 3, 1987) | 35 |
| T6. Wanda Guyton vs. McNeese State (Jan. 14, 1987) | 35 |
| 10. Six with 33 points, including Jessica Dickson vs. Maryland-Baltimore County (Nov. 26, 2005) | |

USF'S ALL-TIME SCORING LEADERS

| | |
|-----------------------------------|-------|
| 1. Wanda Guyton (1985, 87-89) | 1,820 |
| 2. Angie Snyder (1989-92) | 1,773 |
| 3. Jessica Dickson (2003-present) | 1,737 |
| 4. Mary Klinewski (1982-85) | 1,510 |
| 5. Ginger Bennett (1985, 87-89) | 1,483 |
| 6. Jackie Eisenhauer (1988-91) | 1,470 |
| 7. Renee Bellamy (1991-94) | 1,441 |
| 8. Aiya Shepard (1999-03) | 1,409 |
| 9. Sonya Swick (1996-99) | 1,332 |
| 10. Jennifer Merritt (1978-81) | 1,208 |

USF'S SINGLE SEASON SCORING LEADERS

| | |
|-------------------------------|-----|
| 1. Jessica Dickson (2005-06) | 648 |
| 2. Wanda Guyton (1988-89) | 549 |
| 3. Jessica Dickson (2003-04) | 540 |
| T4. Jessica Dickson (2004-05) | 533 |
| T4. Angie Snyder (1989-90) | 533 |
| 6. Wanda Guyton (1987-88) | 497 |
| 7. Tammy Van Oppen (1993-94) | 494 |
| T8. Sonya Swick (1998-99) | 490 |
| T8. Angie Snyder (1991-92) | 490 |
| 10. Aiya Shepard (2000-01) | 482 |

her last three from the line against Rutgers on Jan. 11 and went 10-10 against Cincinnati on Jan. 15 ... Against Syracuse on Jan. 18 she was 4-4 from the charity stripe before going 5-6 against the Friars ... She also hit 13-straight earlier this year (last two free throws of UT-Arlington on Nov. 19, through the UMBC game on Nov. 26).

- Included in her 18 points in the win over Notre Dame on Jan. 28, was a vital 4-4 performance from the free throw line in the last three minutes of overtime.

- Dickson has started in every game of her collegiate career since arriving at USF - a span of 91 consecutive games ... Her next start will move her into 10th on USF's career list joining Sharon McKinney (1985-88) who started 92 games for the Bulls ... Angie Snyder (1989-92) is the schools all-time leader with 109 starts.

- Dickson has recorded double figures in 44 of the last 45 games dating back to last year, and netted 20-plus points in 24 of the 44 games.

- Dickson has tallied double figures in 84 of her 91 collegiate games, and 20 points or more in 41 of those 84 games.

- During her 91-game career, Dickson has played 35-plus minutes in 57 games, and 40 or more minutes in 23 of the 57 outings ... She is currently averaging 37.7 minutes per game - second in the BIG EAST.

- In her last 10 games, Dickson has logged 396 out of a possible 405 minutes of action ... She has played 39 or more minutes in seven of the 10 games.

- As a sophomore Dickson became the first women's player in school history - and the second player ever, man or woman - to score 1,000 points prior to the end of her sophomore year.

- Dickson became the first player in school history to be named to the Kodak All-America Team (honorable mention), earning the honor last season ... Dickson averaged 16.7 points per game last year and was third on the team in rebounding, grabbing 4.7 boards per contest.

Rising To The Top

- Dickson has recorded 1,737 career points in 91 collegiate games (19.1 ppg) ... Her 25 points against Syracuse on Jan. 18 moved her into sole possession of third place on USF's all-time list surpassing Mary Klinewski (1982-85) in fourth.



- Dickson's 16 points against Notre Dame on Mar. 4 in the BIG EAST Tournament moved her into second place all-time on USF's scoring list surpassing Angie Snyder (1989-92) who originally held the spot with 1,733 point.

- Wanda Guyton (1984-85, 86-89, 97 games) is USF's all-time leading scorer with 1,820 points ... Dickson is currently 84 points from surpassing Guyton as the all-time leader.

- In addition to her career scoring numbers, Dickson is also closing in a a milestone in conference games as well ... She currently boast's 911 career points in league games, leaving her 89 points shy of 1,000 in conference play ... She tallied 563 points while playing in Conference USA (20.1 ppg) and 348 this past season in BIG EAST competition (21.8 ppg).

Miller Stands Alone On Top

- Entering the Florida International game on Jan. 2, Nalini Miller was tied with Keira Rozier (1992-95) as the career leader with 105 blocks ... She quickly put that record to rest with three rejections against the Golden Panthers giving her the top spot on USF's all-time career blocked shots list with 108 for her career at the end of the game.



- Miller entered the 2005-06 season ranked fourth on USF's career blocked shot list with 74 rejections in two year's ... Following the Bulls' first three games - when she rejected 13 shots - Miller catapulted herself into sole possession of second place ... Through the BIG EAST Tourney Miller has shattered the old school career record (105, Keira Rozier, 1992-95) with 135 career swats ... She is one of just two players at USF to ever reject 100 or more shots in a career.

- Against Georgetown in the regular season finale, Miller became the school's single season leader in blocked shots surpassing Jameelah Trimble with 56 (2002-03) ... Miller entered the game with the Hoyas tied for the single season lead with Trimble ... She took sole possession rejecting five shots against Georgetown bringing her total to 61 in 2005-06.

- Miller is currently third the BIG EAST in blocked shots, averaging 2.1 per game ... She is just behind Vaida Sipaviciute of Syracuse who is averaging 2.3 per game and Rutgers' Kia Vaughn who is swatting 2.14 through the conference tourney.

- Miller established a new career-high for blocks in a single game against Tennessee-Martin with

seven, which is also the second most in a single game in school history ... Her seven are also tied for the second-most in the BIG EAST this season joining Kia Wright of Rutgers who accomplished the feat against DePaul on Feb. 4.

- Miller had the lone block of the game for the Bulls against North Carolina on Dec. 2 ... It was the first of eight games this year that Miller has not blocked more than one shot ... Miller went without a block for the first time this season against Michigan State on Dec. 10 and had one rejection against Cincinnati on Jan. 15 ... She also had zero blocks against Villanova on Jan. 31, Seton Hall on Feb. 8, and Pittsburgh on Feb. 11 ... She snapped a two-game streak of zero rejections with one block against Marquette on Feb. 16.

- Miller has had at least one block in 26 of her last 33 games dating back to last season and multiple rejections in 16 of the last 22.

- As a freshman, Miller tied a school single-season record for rejections with 47 - which is second most in school history ... Last season, due to injuries, Miller only rejected 27 shots.

It's Miller Time

- Nalini Miller has not only made an impact on the defensive end of the floor, but offensively



Nalini Miller

**USF'S SINGLE SEASON
BLOCKED SHOT LEADERS**

| | |
|-------------------------------|----|
| 1. Nalini Miller (2005-06) | 63 |
| 2. Jameelah Trimble (2002-03) | 56 |
| T3. Nalini Miller (2003-04) | 47 |
| T3. Nichelle Hall (1983-84) | 47 |
| 5. Keira Rozier (1992-93) | 42 |
| 6. Keira Rozier (1993-94) | 34 |
| 7. Nichelle Hall (1982-83) | 29 |
| T8. Natasha Barnes (1993-94) | 27 |
| T8. Nalini Miller (2004-05) | 27 |
| 10. Ezria Parsons (2004-05) | 26 |

**USF'S ALL-TIME
BLOCKED SHOT LEADERS**

| | |
|----------------------------------|-----|
| 1. Nailini Miller (2003-present) | 137 |
| 2. Keira Rozier (1992-95) | 105 |
| 3. Wanda Guyton (1985, 87-89) | 79 |
| 4. Nichelle Hall (1983-84) | 76 |
| 5. Jameelah Trimble (2002-03) | 56 |

as well ... Miller is third on the team in scoring, netting 9.6 points per game.

- Miller equaled her season high with 21 points against Cincinnati on Jan. 15 ... Earlier this season, Miller tallied 21 points against Jacksonville on Nov. 23 ... Those two totals are her highest since a career-high 23 points against High Point on Dec. 18, 2004 ... It was the sixth 20-point game of her career.


- Miller also recorded her third double-double of the season, and the ninth of her career, with 21 points and 12 rebounds against Cincinnati.

- Miller got back into double figures in the scoring column with 11 points against Georgetown on Feb. 28 ... The was the first time she tallied better than 10 points since Feb. 5 against No. 25/25 St. John's when she had 12 points - a stretch of six games.

E-Z Does It

- One of the major keys to USF's success this season was Ezria Parsons becoming more of an offensive threat ... Parsons has been solid this season, averaging 8.8 points per game, good enough for fourth on the team ... That season average is the highest of her collegiate career.

- One aspect of the game that Parsons continues to excel at is on the glass ... She leads the team in rebounding, averaging 8.4 per game ... Parsons led the team on the boards last year grabbing 8.9 rebounds per contest.



Ezria Parsons

- Upon the conclusion of the season, Parsons will be the first player at USF, since Wanda Guyton, to lead the team in rebounding in consecutive years ... Guyton averaged 12.4 and 14 rebounds per game during the 1987-88 and 1988-89 season's respectively.

- Parsons is also second in assists handing out 2.9 per contest ... She has 82 on the season ... Parsons recorded a new career high with seven assists on Dec. 28 against North Florida ... She tied her career high with seven assists against Notre Dame on Jan. 28.

- Parsons recorded her fifth double-double of the season, and the 10th of her career, with a 14-point, 10-rebound effort against West Virginia on Feb. 25 ... Her five double doubles this year lead the team.

- Parsons missed the Cincinnati game on Jan. 15 with a bruised tail bone suffered against Rutgers on Jan. 11 ... In her first game back against Syracuse on Jan., 18, Parsons had a team high nine rebounds.

- Parsons also sat out the Seton Hall game after

**USF PLAYERS WITH 600-PLUS
CAREER REBOUNDS**

| | |
|---------------------------------|-------|
| 1. Wanda Guyton (1985, 87-89) | 1,077 |
| 2. Mary Klinewski (1982-85) | 909 |
| 3. Keira Rozier (1992-95) | 770 |
| 4. Ezria Parsons (2001-present) | 718 |
| 5. Joyce Lewis (1981-83) | 658 |
| 6. Renee Bellamy (1991-94) | 650 |
| 7. Kristi Poore (1990-93) | 630 |

USF at NCAA Tournament Bridgeport Regional 1st & 2nd Round - Norfolk, VA - March 19-21, 2006

suffering a slight concussion against St. John's on Feb. 5.

Parsons Hits Milestone

• Ezria Parsons became the seventh player in school history to grab 600 career rebounds ... Entering the Pittsburgh game on Jan. 8, she had 598 career boards and reached the mark early in the first half ... She would finish the game with seven boards and 604 for her career.

• The last USF player to grab 600 career rebounds was Renee Bellamy (1991-94) who finished her career with 630 career boards.

• Most recently, Parsons became the fourth player in school history to grab 700 rebounds doing so with her sixth of the night against West Virginia on Feb. 25 ... Parsons would finish the game with 10 boards.

• Parsons has 718 career rebounds through the BIG EAST Tournament which is fourth on USF's career rebounding list.

Sheats Getting Back To Form

• Rachael Sheats was a welcomed sight to the USF faithful on the hardwood in San Juan, Puerto Rico ... Sheats returned to action for the three games in the San Juan Shootout after suffering a torn lateral meniscus in her right knee during the first 1:30 of the Bulls win over Maryland-Baltimore County on Nov. 26 ... She underwent successful surgery on Nov. 30.



• Sheats, USF's top defender, saw limited action in the shootout averaging just 14.7 minutes per game and 4.3 points per contest ... Through the BIG EAST Tournament, Sheats is netting 7.1 points per contest and 2.0 steals per outing.

• Sheats had, not just her best outing since her return, but best of the year on Jan. 15 in the loss to Cincinnati ... She recorded a season high 18 points on 7-12 shooting (58.3 percent) from the field.

• Sheats was fourth on the team in scoring - at the time of her injury - averaging 7.3 points per and 2.5 rebounds per contest, however her trademark during her two-plus years at USF has been her stifling defense ... Regarded as the team's top perimeter defender, she leads in steals with 53 (2.0 spg).

Shantia's A Saving Grace

• Shantia Grace has made a major impact already in her 26-game collegiate career ...

USF'S ALL-TIME SINGLE SEASON ASSIST LEADERS

| | |
|---------------------------------|-----|
| 1. Anedra Gilmore (2004-05) | 190 |
| 2. Anedra Gilmore (2003-04) | 175 |
| 3. Shantia Grace (2005-06) | 149 |
| 4. Renee Bellamy (1991-92) | 131 |
| 5. Renee Bellamy (1992-93) | 126 |
| 6. Martha Monk (1982-83) | 113 |
| 7. Jenny Koeppel (1995-96) | 110 |
| 8. Sharon McKinney (1986-87) | 108 |
| 9. Lori DiPilla (1982-83) | 107 |
| 10. Jackie Iesenhauer (1988-89) | 106 |

Grace got tossed into the fire right away with the season-ending loss of Tristen Webb ... She has started 29 of the Bulls' 30 games, through the BIG EAST Tournament and is averaging 10.2 points per game while splitting time at the point and off guard.



• In the BIG EAST Tournament first round match up with Notre Dame on Mar. 4, Grace - feeling slighted that she did not make the leagues All-Freshmen team - proceeded to pour in a career high 24 points against the Fighting Irish ... She was 7-13 (53.8 percent) from the field and 4-5 (80 percent) from three-point range ... In addition she was 6-8 (75 percent) from the free throw line.



• Grace has scored in double figures in 16 of her last 24 games and in 11 of the last 14 ... Grace is also netting 13.1 points per game in her last nine outings.

• Grace recorded three double doubles so far this year, accomplishing the first two within a three-game stretch ... She logged her first with an 11-point, 10-assist outing against No. 11/13 DePaul on Dec. 7 ... In San Juan she scored 19 points and added a career high 14 assists against UPR-M ... At Cincinnati on Jan. 15, Grace tallied 11 points and dished out 12 assists.

• She fell short of registering her fourth career double-double with a 12-point, nine-assist effort against Villanova on Jan. 31.

• Grace has also proven to be one of the top distributors of the ball in the BIG EAST ... Through the BIG EAST Tournament Grace is second in the league in assists dishing out 5.0 per game.

• Her 14 assists against UPR-M tied her for the school record for assists in a single game ... She joins former Bull Anedra Gilmore who dished out 14 against Tulane on Feb. 22, 2004.

• On the flip side, Grace went without an assist for the first time in her collegiate career against Pittsburgh on Feb. 11.

• In addition to her single-game assist mark against UPR-M, Grace tied the school single game mark for three-point field goal percentage going 5-5 (100 percent) from behind the arc against UPR-M.

• The former Florida Miss Basketball winner tallied a, then, career high 14 points against No. 7/8 North Carolina on Dec. 2.

• Through the BIG EAST Tourney, Grace leads the team in assists with 149 (5.0 apg) on the year ... That mark is good enough for third place.

Amazing Grace

• Against arguably two of the Bulls toughest opponents this season, No. 7/8 North Carolina and No. 3/3 LSU, Shantia Grace started slow but finished in impressive fashion.

• In the first half of USF's contest at North Carolina on Dec. 2, Grace was 0-5 from the field for zero points ... She would finish the game hitting 6-of-9 shots for 14 points, all recorded in the second half.

• On Dec. 30 against LSU, Grace was 1-4 from the floor and netted three points prior to the intermission with the Lady Tigers ... She would

USF at NCAA Tournament Bridgeport Regional 1st & 2nd Round • Norfolk, VA • March 19-21, 2006

come out of the locker room hitting 5-of-8 of her shots and recording 13 points ... She finished the game with a team high 16 points.

J.J. Has Been Dy-No-Mite

• Jessica Jackson has had a solid season for the Bulls off the bench ... Jackson is netting 4.8 points per game ... She earned her second career start against in the regular season finale at Georgetown on Feb. 28.



• Jackson made the most of her outing with the Hoyas ... She poured in a career high 21 points on 7-12 Shooting (58.3 percent) from the field and 6-11 (54.5 percent) from behind the three-point arc ... Her six trey's tied a school single game mark for three-pointers made in a game ... She also logged a career high 35 minutes.

• Through the BIG EAST Tournament, Jackson shares second on the team in trey's made with 33 along with Shantia Grace ... Jessica Dickson leads the team with 66.

• Jackson has scored in double figures seven times this year ... She recorded double digits in three of four games from Nov. 20 to Nov. 27 ... Jackson tied a then career high with 15 points against UPR-Mayaguez.

• Jackson turned in one of her most impressive outings this year with 12 points on 4-9 shooting from three-point range against Notre Dame on Jan. 28 ... She connected on no bigger shot during her short collegiate career than the three-pointer she hit with 2:12 left in overtime against the Fighting Irish to put the Bulls up three (65-62).

Wonder Women

• In the Bulls win over DePaul on Dec. 7, four of the six players that saw playing time logged an impressive 40-plus minutes of action ... Jessica Dickson and Shantia Grace each played the entire 45 minutes while Ezria Parsons and Sharon Cambridge played 44 and 43 minutes.

• Nalini Miller played 36 minutes before fouling out with 54 seconds left in regulation against the Blue Demons ... ChiChi Okpaleke played 12 minutes off the bench.

• Jessica Dickson and Ezria Parsons were the only two players to play in more than 40 minutes in USF's overtime win over Notre Dame on Jan. 28 ... Dickson logged a full 45 minutes against the Fighting Irish while Ezria Parsons played 42 minutes.



Double Trouble

• Nalini Miller recorded the Bulls' first double-double of the year with an 18-point, 10-rebound effort against Texas-Arlington in the season opener on Nov. 19 ... She would add a 15-point, 13-rebound effort vs. Robert Morris to her 2005-06 resume on Nov. 27 ... Miller had a 21-point, 12-rebound game against Cincinnati on Jan. 15.

• Jessica Dickson tallied 33 points and 10 boards in the win over UMBC on Nov. 26 ... She then recorded her second double-double in three games with an 18-point, 10-rebound effort

against North Carolina on Dec. 2 ... Dickson posted the Bulls most recent double-double with a 16-point, 10-rebound effort against Notre Dame in the BIG EAST Tournament first round.

• Ezria Parsons would pick up a double-double in the Bulls' win over UMBC with 11 points and 10 rebounds ... On Dec. 7 against DePaul she scored 12 points and grabbed 11 rebounds ... Most recently, Parsons recorded 10 points and 14 rebounds against Florida International on Jan 2 ... Against Villanova on Jan. 31, Parsons picked up her fourth double-double with a 13-point, 12-rebound effort ... Parsons recorded her fifth double double of the season with a 14-point, 10 rebound outing against West Virginia on Feb. 25.


• Shantia Grace had her first-career double-double with 11 points and 10 assists against DePaul ... She logged her second against UPR-Mayaguez on Dec. 19 with a 19-point, 14-assist outing ... Most recently she recorded ... Most recently Grace had 11 points and 12 assists in the loss to Cincinnati Jan. 15.

• ChiChi Okpaleke recorded her first career double-double in the Bulls win over UPR-Mayaguez with 19 points and 10 rebounds.

A Look Back At The San Juan Shootout

• The Bulls will certainly have fond memories of their trip to Puerto Rico after winning three-straight games and their first-ever exempt tournament championship.

• USF was the first-ever BIG EAST school to win the San Juan Shootout ... In addition, the Bulls were the second straight Florida school to take the title ... Florida State won the championship in the 2004 event ... The following are the all-time San Juan Shootout Champions:



USF at NCAA Tournament Bridgeport Regional 1st & 2nd Round - Norfolk, VA - March 19-21, 2006

| | |
|------|----------------------|
| 1993 | Western Kentucky |
| 1994 | Texas Tech |
| 1995 | Southern Methodist |
| 1996 | North Carolina State |
| 1997 | Illinois |
| 1998 | No Tournament |
| 1999 | No Tournament |
| 2000 | Auburn |
| 2001 | No Tournament |
| 2002 | Tennessee |
| 2003 | Baylor |
| 2004 | Florida State |
| 2005 | USF |

• Jessica Dickson was named the tournaments Most Valuable Player, averaging 22.3 points per game on 53.3 percent (24-45) shooting from the field, 50 percent (7-14) from behind the three-point arc, and 85.7 percent (12-14) from the free throw line in the three games ... Also averaged 4.3 rebounds and 2.3 assists per contest.

• ChiChi Okpaleke was named to the Shootout All-Tournament team after averaging 11.3 points and 8.3 rebounds per game ... She shot 56.3 percent (9-16) in the three-day event ... She tallied a career high 19 points and recorded her first career double-double with 10 rebounds vs. UPR-M.

• USF's 80-point win (121-41) against UPR-Mayaguez (UPR-M) was the largest in school history, surpassing the old mark of 70 against Morris Brown (124-54) on Nov. 3, 2001 ... The Bulls' 121 points were the second-most points scored in school history, falling just three points shy of the 124 mark against Morris Brown.

• Of the nine players that saw action for the Bulls, seven found themselves in double figures against UPR-M ... Shantia Grace and ChiChi Okpaleke led the scoring attack with 19 points apiece ... Each also recorded their first-career double-double ... Grace dished out 14 assists - tying a school single-game mark and Okpaleke grabbed 10 rebounds in the win.

• The win over Northern Arizona equaled the Bulls' second-best 10-game start in school history ... The victory was also the first-ever win over NAU or a Big Sky Conference member.

• Jessica Dickson led the scoring with a game-high 26 points ... Nalini Miller and Rachael Sheats added nine points apiece in the victory.

Dickson Earns BIG EAST Conference POW Honor Twice In Three Weeks

• Jessica Dickson earned her second BIG EAST Conference Player of the Week honor in three weeks doing so for the week ending Dec. 11 ...

Dickson averaged 30 points and 5.5 rebounds per contest, while also logging 42.5 minutes per game ... She poured in a season high 35 points on 11-19 (57.9 percent) shooting from the field, including 4-9 (44.4 percent) from three-point range, and a blistering 9-10 (90 percent) from the charity stripe in the win over DePaul ... Dickson also grabbed six rebounds, had two blocks and a steal against the Blue Demons.

• In the next contest against Michigan State, Dickson scored 25 points on 10-22 shooting (45.5 percent) and pulled down five rebounds, along with two assists, two blocks, and a steal.

• Jessica Dickson was also named the BIG EAST Conference Player of the Week for the week ending Nov. 28 ... She helped the Bulls go 3-0 during the week while averaging an impressive 28.3 points per game and seven rebounds per contest ... She was named the Most Valuable Player of the Best Western Roundball Classic after netting 33 points against Maryland-Baltimore County (66-56 win) on Nov. 26, and 32 points the next day against Robert Morris (83-58 win) in the title game.

• Also during that same week, Dickson shot 46.9 percent (28-61) from the field, 40 percent (8-20) from behind the three-point arc, and 95.5 percent (21-22) from the charity stripe.

Bulls Go 2-0 In Preseason

• The Bulls went 2-0 in exhibition games this preseason, defeating EA Sports (96-65) on Nov. 9 and the Miami Suns (84-42) on Nov. 13 ... Jessica Dickson led USF in scoring in the two games, averaging 23.5 points per game, while Rachael Sheats tallied 13 points per contest ... Dickson shot a blistering 52.8 percent from the field (19-36) ... In addition, Nalini Miller and Jessica Jackson were also in double figures in the scoring column, averaging 11.5 and 10 points per game ... Ezria Parsons seems to have returned to her old form on the glass, averaging 14 rebounds per game in the two wins.

Wanted: A Healthy Frontcourt

• One of the major keys to USF's success this season will be determined by how healthy the team's frontcourt can stay during the year, especially with the fact that they have just nine active scholarship players on the roster ... Last season centers Sharon Cambridge and Nalini Miller missed a total of 21 games due to injury which stretched from the beginning of the season to the Charlotte game on Feb. 5.

• Cambridge started the 2004-05 season playing in just two of the first 14 games due to bone contusion in her right ankle, however finished the 04-05 campaign starting in 16 of the final 18 games of the season ... She averaged 5.4 points

and 2.4 rebounds on the year.

• Miller went down with a strained left hamstring against Louisville (Jan. 7, 2005) that led to her missing eight games at the beginning of the Conference USA schedule ... During her absence the Bulls posted a 3-5 record ... She finished the season third on the team in scoring, averaging 8.6 points, and second in rebounding grabbing 5.7 boards per contest.

USF Adds Top 20 Recruiting Class During Early Signing Period

• The Bulls signed the best class in school history in addition to the 17th-best class in America - and the third best in the BIG EAST - as ranked by the Nike Blue Star Basketball Report ... The following are USF's recent early signees: Stephanie Sarosi (6-5, C, Titusville, FL), Ashley McCray (6-4, C, Sanford), Melissa Dalembert (6-3, F, Miramar, FL), Porche Grant (6-0, F, Oxon Hills, MD), Caitlyn Mitryck (6-0, F, Lake Mary, FL), Daiane Packer (5-9, G, San Paulo, Brazil).

USF To Host Women's Final Four In 2008

• For the first time ever, the NCAA Women's Final Four is coming to the State of Florida, and USF is the host school ... The 2008 event will be played in the St. Pete Times Forum in downtown Tampa, and the Tampa Convention Center will serve as the site of both the Women's Basketball Coaches Association Convention and the fan-centered Hoop City.

• USF hosted the 1999 Men's Final Four at Tropicana Field in St. Petersburg, the 1994 men's first and second rounds and the 1998 men's regional at the Trop ... Two years ago USF hosted the NCAA men's first and second round event at the St. Pete Times Forum.

Catch All The Action On WTNB-AM 570 & 910

• For the first time in school history all USF women's basketball games - both home and away, and regular season right through the postseason - can be heard live on commercial radio. WTNB-AM 570 and 910 will carry the entire season, which can also be heard worldwide via the internet by logging onto www.GoUSFBulls.com.

• Tom Krasniqi begins his first year as the play-by-play voice of the USF women's basketball team ... When not broadcasting games on the hardwood, the Staten Island, NY, native serves as a sports and news anchor/reporter and sports talk show host for Tampa's WBZZ-AM.

• Amanda Miller returns for her second year with the Bulls, serving as color analyst for all USF women's basketball home games.



USF Basketball News & Notes • Numerical/Alphabetical Rosters

USF at NCAA Tournament Bridgeport Regional 1st & 2nd Round • Norfolk, VA • March 19-21, 2006

NUMERICAL

| No. | Name | P | Ht. | Yr. | Hometown/Last School/High School |
|-----|------------------|---|------|-----|--|
| 1 | Ezria Parsons | F | 6-0 | Sr. | Bushnell, FL/Auburn/South Sumter HS |
| 2 | Rachael Sheats | G | 5-11 | Jr. | Marietta, GA/Sprayberry HS |
| 3 | Shantia Grace | G | 5-6 | Fr. | Sarasota, FL/Riverview HS |
| 5 | Tristen Webb | G | 5-8 | Sr. | Stone Mountain, GA/Lakeside HS |
| 10 | Jessica Jackson | G | 5-6 | Fr. | Roswell, GA/Roswell HS |
| 12 | ChiChi Okpaleke | F | 5-11 | So. | Tampa, FL/Tampa Bay Tech |
| 21 | Courtney Hunt | G | 5-8 | Sr. | Bath, ME/Morse HS |
| 25 | Jessica Dickson | F | 5-11 | Jr. | Ocala, FL/Vanguard HS |
| 32 | Nalini Miller | C | 6-2 | Jr. | Capital Heights, MD/Laurinburg Institute |
| 44 | Tamara Dowdell | C | 6-2 | Fr. | Pahokee, FL/Pahokee HS |
| 45 | Sharon Cambridge | C | 6-2 | Sr. | Miami, FL/Central HS |

ALPHABETICAL

| No. | Name | P | Ht. | Yr. | Hometown/Last School/High School |
|-----|------------------|---|------|-----|--|
| 45 | Sharon Cambridge | C | 6-2 | Sr. | Miami, FL/Central HS |
| 25 | Jessica Dickson | F | 5-11 | Jr. | Ocala, FL/Vanguard HS |
| 44 | Tamara Dowdell | C | 6-2 | Fr. | Pahokee, FL/Pahokee HS |
| 3 | Shantia Grace | G | 5-6 | Fr. | Sarasota, FL/Riverview HS |
| 21 | Courtney Hunt | G | 5-8 | Sr. | Bath, ME/Morse HS |
| 10 | Jessica Jackson | G | 5-6 | Fr. | Roswell, GA/Roswell HS |
| 32 | Nalini Miller | C | 6-2 | Jr. | Capital Heights, MD/Laurinburg Institute |
| 12 | ChiChi Okpaleke | F | 5-11 | So. | Tampa, FL/Tampa Bay Tech |
| 1 | Ezria Parsons | F | 6-0 | Sr. | Bushnell, FL/Auburn/South Sumter HS |
| 2 | Rachael Sheats | G | 5-11 | Jr. | Marietta, GA/Sprayberry HS |
| 5 | Tristen Webb | G | 5-8 | Sr. | Stone Mountain, GA/Lakeside HS |

Head Coach: Jose Fernandez (Florida International '94, Sixth year at USF)

Associate Head Coach: Harry Elifson (Northern Iowa '86, Sixth year at USF)

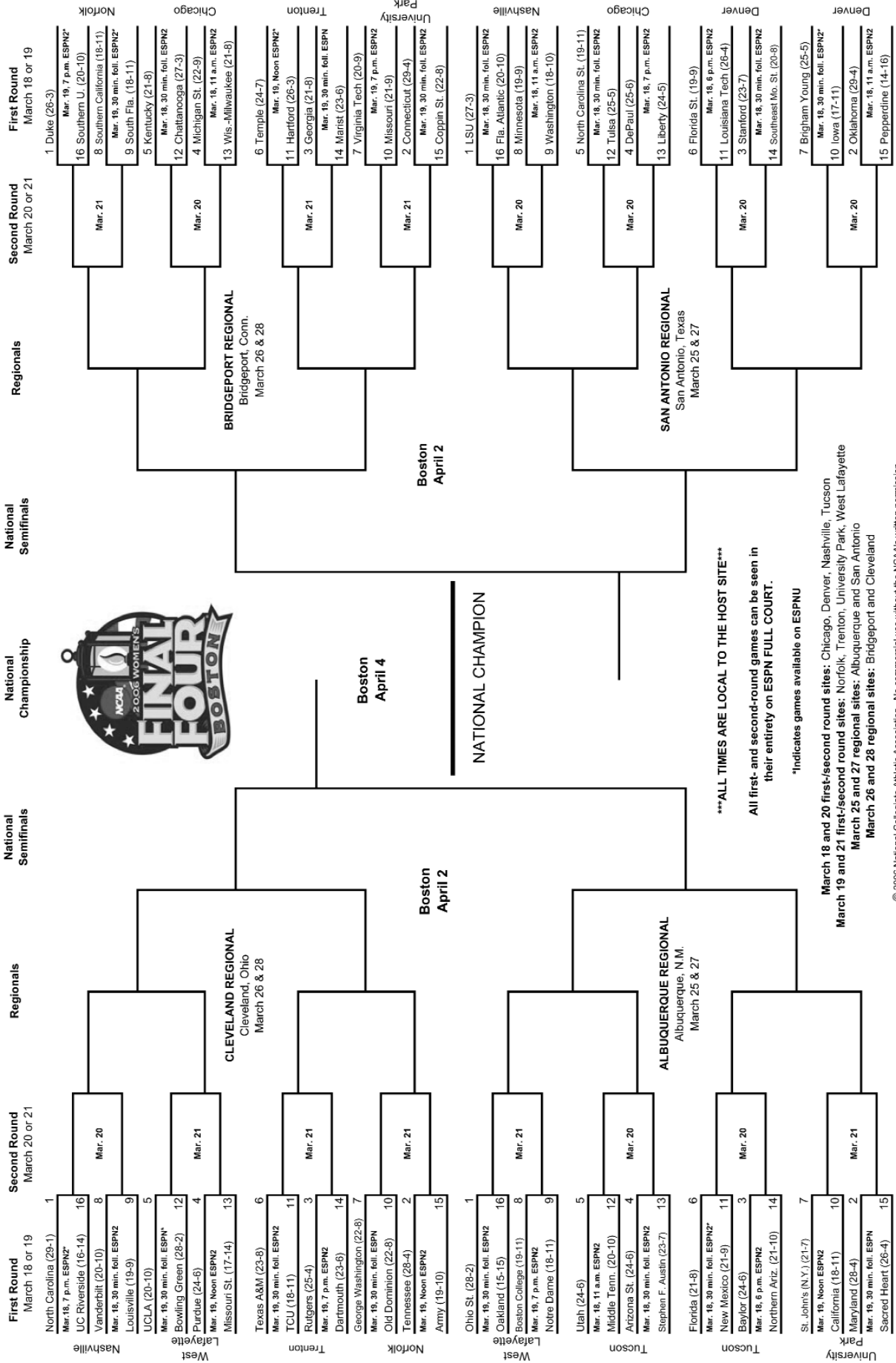
Assistant Coaches: Jeff Osterman (Siena '92, First year at USF), Amy Wright (Arkansas '02, Third year at USF)

Director of Basketball Operations: Shalon Pillow (Tennessee '02, First year at USF)

| Pronunciations | By Class | By State | By Height | By Position |
|-------------------------|-----------------------|---------------------|----------------------|---------------------|
| Shantia Grace | Seniors (4) | Florida (6) | 6-2 Sharon Cambridge | Guards (5) |
| Shan-TEE-uh Grace | Sharon Cambridge | Sharon Cambridge | Tamara Dowdell | Shantia Grace |
| Nalini Miller | Courtney Hunt | Jessica Dickson | Nalini Miller | Courtney Hunt |
| Na-LEE-nee Miller | Ezria Parsons | Tamara Dowdell | 6-0 Ezria Parsons | Jessica Jackson |
| ChiChi Okpaleke | Tristen Webb | Shantia Grace | 5-11 Jessica Dickson | Rachael Sheats |
| Chee-Chee O-pahl-uh-kay | Juniors (3) | ChiChi Okpaleke | ChiChi Okpaleke | Tristen Webb |
| Ezria Parsons | Jessica Dickson | Ezria Parsons | Rachael Sheats | Forwards (3) |
| Ez-REE-uh Parsons | Nalini Miller | Georgia (3) | 5-8 Tristen Webb | Jessica Dickson |
| | Rachael Sheats | Jessica Jackson | 5-6 Shantia Grace | ChiChi Okpaleke |
| | Sophomores (1) | Rachael Sheats | Courtney Hunt | Ezria Parsons |
| | ChiChi Okpaleke | Tristen Webb | Jessica Jackson | Center (3) |
| | Freshmen (3) | Maine (1) | | Sharon Cambridge |
| | Tamara Dowdell | Courtney Hunt | | Tamara Dowdell |
| | Shantia Grace | Maryland (1) | | Nalini Miller |
| | Jessica Jackson | Nalini Miller | | |



2006 NCAA Division I Women's BASKETBALL CHAMPIONSHIP



© 2006 National Collegiate Athletic Association. No commercial use without the NCAA's written permission. The NCAA opposes all sports wagering. This bracket should not be used for sweepstakes, contests, office pools or other gambling activities.

PLAYER PAGES



Freshman guard
Shantia Grace

USF Basketball News & Notes • Updated Player Bio's

USF at NCAA Tournament Bridgeport Regional 1st & 2nd Round • Norfolk, VA • March 19-21, 2006

1 Ezria PARSONS

Forward • 6-0 • Senior • Bushnell, FL (South Sumpter HS/Auburn)

• Grabbed her 700th career rebound against West Virginia (2/25) • Scored 17 points on 6-9 (66.7 percent) shooting from the field against Louisville (2/21) • Recorded her fourth double-double of the season and the ninth of her career with 13 points and 12 rebounds against Villanova (1/31) ... Also rejected three shots • Hit a game-tying three-point shot with 2.2 seconds left in regulation to send the Notre Dame game into overtime (1/28) ... Also tied her season -high with 14 rebounds, and equaled her career-high with seven assists against the Fighting Irish • Scored 10 points and grabbed 14 rebounds marking her third career double-double in a win over Florida International (1/6) • Tallied a season high 14 points while playing 40 minutes against No. 3/3 LSU (12/30) • Recorded back-to-back 12-point outings against North Florida (12/28) and Colorado (12/21) • Had her third double-double of the season with a 12-point, 11-rebound effort in a 79-77 overtime win over No. 11/13 DePaul (12/7) in the BIG EAST opener ... Shot 50 percent (6-12) from the field along with five assists, three steals, and two blocked shots in 44 minutes • Grabbed a season high 13 rebounds, had four assists, and a steal, along with nine points against Robert Morris (11/27) • Had her third straight double figure game with 11 points against UMBC (11/26) ... Also recorded her first double-double of the year with 10 rebounds against the Retrievers while logging 40 minutes.

Game-By-Game Statistics

| OPPONENT | M | FG-A | PCT. | 3P-A | PCT. | FT-A | PCT. | O-D-R | A | T | B | S | P |
|----------------------|----|------|------|------|-------|------|-------|--------------------|---|---|---|---|----|
| Texas-Arlington | 34 | 4-10 | .400 | 0-0 | .000 | 1-4 | .250 | 2-6-8 | 4 | 1 | 0 | 0 | 9 |
| Tennessee-Martin | 29 | 5-8 | .625 | 0-0 | .000 | 2-2 | 1.000 | 3-3-6 | 5 | 2 | 2 | 4 | 12 |
| Jacksonville | 29 | 4-9 | .444 | 0-1 | .000 | 2-4 | .500 | 3-5-8 | 4 | 1 | 1 | 0 | 10 |
| UMBC | 40 | 5-9 | .556 | 0-0 | .000 | 1-1 | 1.000 | 4-6-10 | 3 | 2 | 1 | 2 | 11 |
| Robert Morris | 38 | 4-10 | .400 | 0-0 | .000 | 1-2 | .500 | 5-8-13 | 4 | 4 | 0 | 1 | 9 |
| at North Carolina | 37 | 2-7 | .286 | 0-0 | .000 | 1-4 | .250 | 1-4-5 | 2 | 6 | 0 | 0 | 5 |
| DePaul | 44 | 6-12 | .500 | 0-0 | .000 | 0-0 | .000 | 4-7-11 | 5 | 3 | 2 | 3 | 12 |
| Michigan State | 40 | 1-5 | .200 | 0-0 | .000 | 4-5 | .800 | 1-5-6 | 3 | 1 | 1 | 0 | 6 |
| at UPR-Mayaguez | 20 | 2-3 | .667 | 0-0 | .000 | 0-0 | .000 | 1-7-8 | 6 | 1 | 1 | 0 | 4 |
| vs. Northern Arizona | 31 | 2-8 | .250 | 0-0 | .000 | 1-3 | .333 | 4-3-7 | 1 | 1 | 1 | 3 | 5 |
| vs. Colorado | 30 | 6-12 | .500 | 0-0 | .000 | 0-3 | .000 | 3-1-4 | 2 | 3 | 0 | 1 | 12 |
| North Florida | 31 | 6-10 | .600 | 0-1 | .000 | 0-0 | .000 | 2-6-8 | 7 | 5 | 2 | 6 | 12 |
| at LSU | 40 | 6-18 | .333 | 1-3 | .333 | 1-2 | .500 | 2-4-6 | 1 | 6 | 0 | 2 | 14 |
| at FIU | 39 | 4-10 | .400 | 0-0 | .000 | 2-2 | 1.000 | 3-11-14 | 2 | 3 | 1 | 2 | 10 |
| at Pittsburgh | 39 | 1-7 | .143 | 0-0 | .000 | 0-0 | .000 | 3-4-7 | 5 | 2 | 2 | 0 | 2 |
| Rutgers | 38 | 2-6 | .333 | 0-0 | .000 | 0-1 | .000 | 3-5-8 | 2 | 4 | 0 | 0 | 4 |
| at Cincinnati | | | | | | | | Did Not Play - Inj | | | | | |
| Syracuse | 35 | 2-8 | .250 | 0-1 | .000 | 1-2 | .500 | 3-6-9 | 2 | 1 | 0 | 3 | 5 |
| Providence | 35 | 4-6 | .667 | 1-1 | 1.000 | 1-2 | .500 | 3-6-9 | 0 | 5 | 1 | 2 | 10 |
| at Connecticut | 40 | 3-14 | .214 | 0-2 | .000 | 0-0 | .000 | 4-4-8 | 2 | 3 | 0 | 0 | 6 |
| at Notre Dame | 42 | 3-13 | .231 | 1-2 | .500 | 2-2 | 1.000 | 5-9-14 | 7 | 1 | 0 | 2 | 9 |
| Villanova | 38 | 5-10 | .500 | 0-0 | .000 | 3-4 | .750 | 3-9-12 | 0 | 1 | 3 | 1 | 13 |
| at St. John's | 38 | 3-6 | .500 | 0-0 | .000 | 2-2 | 1.000 | 3-5-8 | 2 | 0 | 1 | 0 | 8 |
| at Seton Hall | | | | | | | | Did Not Play - Inj | | | | | |
| Pittsburgh | 39 | 2-5 | .400 | 0-0 | .000 | 0-0 | .000 | 2-5-7 | 2 | 1 | 0 | 2 | 4 |
| Marquette | 36 | 4-9 | .444 | 0-1 | .000 | 5-7 | .714 | 2-6-8 | 0 | 2 | 1 | 0 | 13 |
| at Louisville | 40 | 8-16 | .500 | 0-0 | .000 | 1-2 | .500 | 2-5-7 | 3 | 2 | 0 | 5 | 17 |
| West Virginia | 30 | 6-9 | .667 | 0-2 | .000 | 2-4 | .500 | 3-7-10 | 3 | 2 | 0 | 2 | 14 |
| at Georgetown | 30 | 1-3 | .333 | 0-0 | .000 | 2-2 | 1.000 | 1-5-6 | 2 | 2 | 1 | 0 | 4 |
| vs. Notre Dame | 39 | 2-4 | .500 | 0-0 | .000 | 2-2 | 1.000 | 1-7-8 | 3 | 2 | 3 | 0 | 6 |

SEASON & CAREER HIGHS

Points

Season 17 at Louisville (2/21/06)

Career 17 at Louisville (2/21/06)

Rebounds

Season 14 two times

Career 19 vs. SE Louisiana (12/12/04)

Field Goals

Season 8 at Louisville (2/21/06)

Career 8 at Louisville (2/21/06)

Field Goal Attempts

Season 18 at LSU (12/30/05)

Career 18 at LSU (12/30/05)

3-Point Field Goals

Season 1 three times

Career 1 three times

3-Point Field Goal Attempts

Season 3 at LSU (12/30/05)

Career 3 at LSU (12/30/05)

Free Throws

Season 5 vs. Marquette (2/16/06)

Career 5 two times

Free Throw Attempts

Season 7 vs. Marquette 2/16/06)

Career 8 vs. Tennessee (1/27/02)

Assists

Season 7 two times

Career 7 two times

Steals

Season 6 vs. North Florida (12/28/05)

Career 6 vs. North Florida (12/28/05)

Blocked Shots

Season 3 two times

Career 4 vs. Memphis (1/23/05)

Minutes

Season 44 vs. DePaul (12/7/05)

Career 44 two times

CAREER STATISTICS (2001-02 season played at Auburn)

| Year | G-GS | Min | FG-A | Pct | 3FG-A | Pct | FT-A | Pct | O-D | Reb | Avg | PF | DQ | Ast | TO | Bik | Stl | TP | Avg | |
|------------------------------------|--------|------|---------|------|-------|------|--------|------|---------|-----|-----|-----|----|-----|-----|-----|-----|-----|-----|--|
| 01-02 | 20-0 | 192 | 13-38 | .342 | 0-4 | .000 | 11-25 | .440 | 17-27 | 44 | 2.2 | 12 | 1 | 2 | 16 | 13 | 0 | 37 | 1.9 | |
| 02-03 | | | | | | | | | | | | | | | | | | | | |
| Sat out due to NCAA transfer rules | | | | | | | | | | | | | | | | | | | | |
| 03-04 | 26-18 | 606 | 55-153 | .359 | 0-1 | .000 | 14-24 | .583 | 56-100 | 156 | 6.0 | 40 | 1 | 28 | 26 | 13 | 30 | 124 | 4.8 | |
| 04-05 | 32-31 | 1055 | 77-218 | .353 | 0-3 | .000 | 33-49 | .673 | 87-197 | 284 | 8.9 | 51 | 0 | 74 | 35 | 26 | 43 | 187 | 5.8 | |
| 05-06 | 28-27 | 1001 | 103-247 | .417 | 3-14 | .214 | 37-62 | .597 | 76-159 | 235 | 8.4 | 47 | 0 | 82 | 67 | 24 | 41 | 246 | 8.8 | |
| Totals | 106-76 | 2854 | 248-656 | .378 | 3-22 | .136 | 95-160 | .593 | 236-483 | 719 | 6.8 | 150 | 2 | 186 | 144 | 76 | 114 | 594 | 5.6 | |

CONFERENCE STATISTICS (2001-02 SEC stats, 2003-05 Conference USA Stats)

| Year | G-GS | Min | FG-A | Pct | 3FG-A | Pct | FT-A | Pct | O-D | Reb | Avg | PF | DQ | Ast | TO | Bik | Stl | TP | Avg | |
|------------------------------------|-------|------|---------|------|-------|------|-------|------|---------|-----|-----|----|----|-----|----|-----|-----|-----|-----|--|
| 01-02 | 11-0 | 116 | 4-16 | .250 | 0-2 | .000 | 4-16 | .250 | 9-17 | 26 | 2.4 | 6 | 1 | 0 | 5 | 9 | 0 | 12 | 1.1 | |
| 02-03 | | | | | | | | | | | | | | | | | | | | |
| Sat out due to NCAA transfer rules | | | | | | | | | | | | | | | | | | | | |
| 03-04 | 13-12 | 358 | 29-79 | .367 | 0-0 | .000 | 6-14 | .429 | 35-66 | 101 | 7.8 | 19 | 1 | 9 | 17 | 28 | 1 | 64 | 4.9 | |
| 04-05 | 14-14 | 437 | 32-81 | .395 | 0-2 | .000 | 6-10 | .600 | 38-82 | 120 | 8.6 | 27 | 0 | 27 | 19 | 14 | 13 | 70 | 5.0 | |
| 05-06 | 14-13 | 524 | 50-124 | .403 | 2-9 | .222 | 19-28 | .679 | 41-83 | 124 | 8.9 | 21 | 0 | 35 | 29 | 11 | 20 | 121 | 8.6 | |
| Totals | 52-39 | 1435 | 115-300 | .383 | 2-13 | .154 | 35-68 | .515 | 123-248 | 371 | 7.1 | 73 | 2 | 71 | 70 | 62 | 34 | 267 | 5.1 | |

POSTSEASON STATISTICS

| | G-GS | Min | FG-A | Pct | 3FG-A | Pct | FT-A | Pct | O-D | Reb | Avg | PF | DQ | Ast | TO | Bik | Stl | TP | Avg |
|----------|------|-----|-------|------|-------|------|------|-------|-------|-----|-----|----|----|-----|----|-----|-----|----|-----|
| SEC | 1-0 | 6 | 0-0 | .000 | 0-0 | .000 | 0-0 | .000 | 1-0 | 1 | 1.0 | 0 | 0 | 0 | 0 | 1 | 0 | 0 | 0.0 |
| C-USA | 3-3 | 88 | 10-32 | .312 | 0-1 | .000 | 1-1 | 1.000 | 7-19 | 26 | 8.7 | 4 | 0 | 6 | 4 | 3 | 7 | 21 | 7.0 |
| BIG EAST | 1-1 | 39 | 2-4 | .500 | 0-0 | .000 | 2-2 | 1.000 | 1-7 | 8 | 8.0 | 3 | 0 | 3 | 2 | 3 | 0 | 6 | 6.0 |
| WNIT | 3-3 | 108 | 4-22 | .182 | 0-1 | .000 | 6-8 | .750 | 4-22 | 22 | 7.3 | 3 | 0 | 4 | 3 | 1 | 5 | 14 | 4.7 |
| Totals | 8-8 | 241 | 16-58 | .275 | 0-2 | .000 | 9-11 | .818 | 13-48 | 61 | 7.6 | 10 | 0 | 13 | 9 | 8 | 12 | 41 | 5.1 |



USF Basketball News & Notes • Updated Player Bio's

USF at NCAA Tournament Bridgeport Regional 1st & 2nd Round • Norfolk, VA • March 19-21, 2006

2 Rachael SHEATS

Guard • 5-11 • Junior • Marietta, GA (Sprayberry HS)

• Tallied 14 points on 7-11 shooting (63.6 percent) from the field against Marquette (2/16) • Was one of four players in double figures netting 12 points against Villanova (1/31) ... Was 5-7 from the field (71.4 percent) ... Also had five rebounds and three steals • Tallied 12 points and set a season high in the second straight game with eight rebounds against Syracuse (1/18) • Poured in a season high 18 points on 58.3 percent shooting (7-12) from the field against Cincinnati (1/15) ... Also had a, then, season high seven rebounds against the Bearcats • Tallied double figure for the second straight game with 12 points against Pittsburgh (1/8) ... Also dished out a career-high seven assists against the Panthers • Had her best outing of the year with 17 points on 50 percent (6-12) shooting from the field and 71.4 percent (5-7) from the line against Florida International (1/2) • Scored nine points and had three rebounds and two assists against Northern Arizona (12/20) • Saw her first action since injuring her knee against UMBC (11/26) ... Scored two points and had one assist in seven minutes against UPR-Mayaguez (12/19) • Suffered a torn lateral meniscus against UMBC (11/26) ... Will be out until approximately the beginning of January • Had six steals along with nine points against Jacksonville (11/23) • Had 10 points in back-to-back games against Tennessee-Martin (11/20) and Texas-Arlington (11/19) ... Shot 71.4 percent (5-7) against UTM.

Game-By-Game Statistics

| OPPONENT | M | FG-A | PCT. | 3P-A | PCT. | FT-A | PCT. | O-D-R | A | T | B | S | P |
|----------------------|----|------|------|------|------|------|-------|-------|---|---|---|---|----|
| Texas-Arlington | 35 | 2-6 | .333 | 0-0 | .000 | 6-7 | .857 | 0-4-4 | 5 | 5 | 1 | 8 | 10 |
| Tennessee-Martin | 24 | 5-7 | .714 | 0-0 | .000 | 0-1 | .000 | 1-2-3 | 1 | 1 | 0 | 1 | 10 |
| Jacksonville | 18 | 2-3 | .667 | 0-0 | .000 | 5-7 | .714 | 1-2-3 | 3 | 2 | 2 | 6 | 9 |
| UMBC | 3 | 0-0 | .000 | 0-0 | .000 | 0-0 | .000 | 0-0-0 | 0 | 0 | 0 | 0 | 0 |
| Robert Morris | | | | | | | | | | | | | |
| at North Carolina | | | | | | | | | | | | | |
| DePaul | | | | | | | | | | | | | |
| Michigan State | | | | | | | | | | | | | |
| at UPR-Mayaguez | 7 | 1-3 | .333 | 0-0 | .000 | 0-0 | .000 | 1-1-2 | 1 | 1 | 0 | 0 | 2 |
| vs. Northern Arizona | 21 | 1-10 | .100 | 0-0 | .000 | 7-9 | .778 | 1-2-3 | 2 | 1 | 0 | 2 | 9 |
| vs. Colorado | 16 | 0-2 | .000 | 0-0 | .000 | 2-2 | 1.000 | 0-2-2 | 0 | 0 | 0 | 1 | 2 |
| North Florida | 21 | 3-4 | .750 | 0-0 | .000 | 0-0 | .000 | 1-2-3 | 3 | 0 | 1 | 4 | 6 |
| at LSU | 34 | 0-4 | .000 | 0-0 | .000 | 0-0 | .000 | 2-0-2 | 1 | 1 | 0 | 1 | 0 |
| at FIU | 33 | 6-12 | .500 | 0-0 | .000 | 5-7 | .714 | 2-2-4 | 1 | 2 | 1 | 3 | 17 |
| at Pittsburgh | 40 | 5-8 | .625 | 0-0 | .000 | 2-2 | 1.000 | 2-1-3 | 7 | 2 | 2 | 1 | 12 |
| Rutgers | 21 | 1-2 | .500 | 0-0 | .000 | 1-2 | .500 | 3-0-3 | 2 | 1 | 0 | 3 | 3 |
| at Cincinnati | 32 | 7-12 | .583 | 0-0 | .000 | 4-6 | .667 | 4-3-7 | 3 | 5 | 0 | 3 | 18 |
| Syracuse | 28 | 4-8 | .500 | 0-0 | .000 | 4-6 | .667 | 3-5-8 | 4 | 1 | 0 | 1 | 12 |
| Providence | 37 | 3-10 | .300 | 0-0 | .000 | 1-4 | .250 | 1-7-8 | 6 | 4 | 0 | 2 | 7 |
| at Connecticut | 31 | 3-8 | .375 | 0-0 | .000 | 0-1 | .000 | 0-1-1 | 1 | 2 | 1 | 1 | 6 |
| at Notre Dame | 8 | 1-3 | .333 | 0-0 | .000 | 0-0 | .000 | 0-0-0 | 1 | 1 | 0 | 1 | 2 |
| Villanova | 35 | 5-7 | .714 | 0-0 | .000 | 2-2 | 1.000 | 2-3-5 | 1 | 2 | 0 | 3 | 12 |
| at St. John's | 38 | 6-10 | .600 | 0-0 | .000 | 1-2 | .500 | 0-2-2 | 2 | 2 | 0 | 3 | 13 |
| at Seton Hall | 15 | 0-2 | .000 | 0-0 | .000 | 1-2 | .500 | 1-0-1 | 1 | 3 | 0 | 0 | 1 |
| Pittsburgh | 24 | 1-6 | .167 | 0-0 | .000 | 0-0 | .000 | 1-3-4 | 1 | 0 | 0 | 2 | 2 |
| Marquette | 35 | 7-11 | .636 | 0-0 | .000 | 0-0 | .000 | 4-2-6 | 2 | 1 | 0 | 3 | 14 |
| at Louisville | 40 | 2-9 | .222 | 0-0 | .000 | 0-2 | .000 | 2-4-6 | 5 | 1 | 1 | 2 | 4 |
| West Virginia | 23 | 2-4 | .500 | 0-0 | .000 | 2-3 | .667 | 1-1-2 | 5 | 1 | 0 | 1 | 6 |
| at Georgetown | 11 | 0-4 | .000 | 0-0 | .000 | 0-0 | .000 | 4-1-5 | 2 | 0 | 0 | 0 | 0 |
| vs. Notre Dame | 28 | 4-5 | .800 | 0-0 | .000 | 0-0 | .000 | 0-3-3 | 2 | 6 | 0 | 1 | 8 |

SEASON & CAREER HIGHS

Points

Season 18 at Cincinnati (1/15/06)

Career 26 vs. Cincinnati (1/9/05)

Rebounds

Season 8 two times

Career 11 two times

Field Goals

Season 7 two times

Career 12 vs. Cincinnati (1/9/05)

Field Goal Attempts

Season 12 two times

Career 15 at Saint Louis (1/23/04)

3-Point Field Goals

Season 0

Career 0

3-Point Field Goal Attempts

Season 0

Career 1 at Saint Louis (1/23/04)

Free Throws

Season 7 vs. Northern Arizona (12/20/05)

Career 7 vs. Northern Arizona (12/20/05)

Free Throw Attempts

Season 9 vs. Northern Arizona (12/20/05)

Career 9 vs. Northern Arizona (12/20/05)

Assists

Season 7 at Pittsburgh (1/8/06)

Career 7 two times

Steals

Season 8 vs. Texas-Arlington (11/19/05)

Career 8 vs. Texas-Arlington (11/19/05)

Blocked Shots

Season 2 two times

Career 2 four times

Minutes

Season 40 two times

Career 49 vs. TCU (2/2/04)

CAREER STATISTICS

| Year | G-GS | Min | FG-A | Pct | 3FG-A | Pct | FT-A | Pct | O-D | Reb | Avg | PF | DQ | Ast | TO | Blk | Stl | TP | Avg |
|--------|-------|------|---------|------|-------|------|---------|------|---------|-----|-----|-----|----|-----|-----|-----|-----|-----|-----|
| 03-04 | 28-19 | 627 | 75-146 | .514 | 0-1 | .000 | 29-44 | .659 | 39-48 | 87 | 3.1 | 68 | 3 | 38 | 39 | 4 | 39 | 179 | 6.4 |
| 04-05 | 32-31 | 855 | 101-228 | .443 | 0-0 | .000 | 53-83 | .639 | 78-70 | 148 | 4.6 | 105 | 6 | 54 | 52 | 13 | 61 | 255 | 8.0 |
| 05-06 | 26-23 | 658 | 71-160 | .444 | 0-0 | .000 | 43-65 | .662 | 37-53 | 90 | 3.5 | 82 | 6 | 62 | 45 | 9 | 53 | 185 | 7.1 |
| Totals | 86-73 | 2140 | 247-534 | .463 | 0-1 | .000 | 125-192 | .651 | 154-171 | 325 | 3.8 | 255 | 15 | 154 | 136 | 26 | 153 | 619 | 7.2 |

CONFERENCE STATISTICS (2003-05 Conference USA Stats)

| Year | G-GS | Min | FG-A | Pct | 3FG-A | Pct | FT-A | Pct | O-D | Reb | Avg | PF | DQ | Ast | TO | Blk | Stl | TP | Avg |
|--------|-------|------|---------|------|-------|------|--------|------|-------|-----|-----|-----|----|-----|----|-----|-----|-----|------|
| 03-04 | 14-14 | 445 | 59-111 | .532 | 0-1 | .000 | 24-39 | .615 | 24-32 | 56 | 4.0 | 46 | 3 | 27 | 29 | 1 | 28 | 142 | 10.1 |
| 04-05 | 14-13 | 360 | 46-112 | .411 | 0-0 | .000 | 26-37 | .703 | 35-34 | 69 | 4.9 | 47 | 3 | 19 | 25 | 8 | 30 | 118 | 8.4 |
| 05-06 | 15-15 | 418 | 47-104 | .452 | 0-0 | .000 | 18-32 | .563 | 28-33 | 61 | 4.1 | 58 | 5 | 43 | 26 | 4 | 26 | 112 | 7.5 |
| Totals | 43-42 | 1223 | 152-327 | .465 | 0-1 | .000 | 68-108 | .630 | 87-99 | 186 | 4.3 | 151 | 11 | 89 | 80 | 13 | 84 | 372 | 8.7 |

POSTSEASON STATISTICS

| Year | G-GS | Min | FG-A | Pct | 3FG-A | Pct | FT-A | Pct | O-D | Reb | Avg | PF | DQ | Ast | TO | Blk | Stl | TP | Avg |
|----------|------|-----|-------|------|-------|------|------|------|-------|-----|-----|----|----|-----|----|-----|-----|----|-----|
| C-USA | 3-3 | 83 | 7-19 | .368 | 0-0 | .000 | 4-7 | .571 | 10-4 | 14 | 4.7 | 10 | 1 | 5 | 4 | 2 | 5 | 18 | 6.0 |
| BIG EAST | 1-1 | 28 | 4-5 | .800 | 0-0 | .000 | 0-0 | .000 | 0-3 | 3 | 3.0 | 5 | 1 | 2 | 6 | 0 | 1 | 8 | 8.0 |
| WNIT | 3-3 | 56 | 5-14 | .357 | 0-0 | .000 | 2-4 | .500 | 3-5 | 8 | 2.7 | 11 | 1 | 2 | 4 | 0 | 1 | 12 | 4.0 |
| Totals | 7-7 | 167 | 16-38 | .421 | 0-0 | .000 | 6-11 | .545 | 13-12 | 25 | 3.6 | 26 | 3 | 9 | 14 | 2 | 7 | 38 | 5.4 |

USF Basketball News & Notes • Updated Player Bio's

USF at NCAA Tournament Bridgeport Regional 1st & 2nd Round • Norfolk, VA • March 19-21, 2006

3 Shantia GRACE

Guard • 5-6 • Freshman • Sarasota, FL (Riverview HS)

• Poured in a career high 24 points and handed out five assists in 40 minutes in the BIG EAST Tournament first round against Notre Dame (3/4) ... Was 7-13 (53.8 percent) from the field, including 4-5 (80 percent) from three-point range, and 6-8 (75 percent) from the charity stripe in the loss to the Fighting Irish • Had 13 points and seven assists against Marquette (2/16) • Had 17 points on 5-10 shooting (50 percent) from the field and 4-6 (66.7 percent) from three-point range against Seton Hall (2/8) • Recorded her fifth double-figure outing in her last seven games with 12 points against Villanova (1/31) ... Also dished out nine assists and had four rebounds • Logged her third career double-double with an 11-point, 12-assist effort against Cincinnati (1/15) • Grabbed a career best nine rebounds in the Bulls win over Florida International (1/2) • Poured in 16 points on 50 percent (6-12) shooting from the field while playing 40 minutes against No. 3/3 LSU ... Shot just 25 percent (1-4) from the field for three points in the first half, however came out in the second hitting 62.5 percent (5-8) for 13 points in the second stanza • Poured in career highs with 19 points and 14 assists against UPR-Mayaguez (12/19) ... Also recorded a career high seven assists in 32 minutes • Scored 13 points and had four assists against No. 13/15 Michigan State (12/10) • Recorded her first career double-double with an 11-point, 10-assist effort against No. 11/13 DePaul (12/7) ... Also had two steals while playing all 45 minutes of the overtime game • Tallied 14 points and grabbed five rebounds against No. 7/8 North Carolina (12/2) ... Was 6-9 from the field in the second half • Had a career high seven assists to go along with five points, two assists, and a blocked shot against UMBC (11/26) ... Logged 40 minutes against the Retrievers • Scored 12 points and dished out six assists against Jacksonville (11/23).

Game-By-Game Statistics

| OPPONENT | M | FG-A | PCT. | 3P-A | PCT. | FT-A | PCT. | O-D-R | A | T | B | S | P |
|----------------------|----|------|------|------|-------|------|-------|-------|----|---|---|---|----|
| Texas-Arlington | 32 | 3-6 | .500 | 0-2 | .000 | 1-1 | 1.000 | 0-0-0 | 3 | 1 | 1 | 0 | 7 |
| Tennessee-Martin | 29 | 1-4 | .250 | 0-2 | .000 | 2-2 | 1.000 | 1-1-2 | 6 | 3 | 1 | 1 | 4 |
| Jacksonville | 29 | 4-7 | .571 | 1-4 | .250 | 3-3 | 1.000 | 0-3-3 | 6 | 1 | 0 | 1 | 12 |
| UMBC | 40 | 2-7 | .286 | 0-3 | .000 | 1-3 | .333 | 5-2-7 | 7 | 3 | 1 | 2 | 5 |
| Robert Morris | 18 | 2-4 | .500 | 2-4 | .500 | 0-0 | .000 | 0-0-0 | 3 | 1 | 0 | 1 | 6 |
| at North Carolina | 34 | 6-14 | .429 | 0-4 | .000 | 2-5 | .400 | 1-4-5 | 3 | 4 | 0 | 3 | 14 |
| DePaul | 45 | 5-15 | .333 | 0-2 | .000 | 1-2 | .500 | 0-1-1 | 10 | 2 | 0 | 2 | 11 |
| Michigan State | 35 | 3-9 | .333 | 3-7 | .429 | 4-6 | .667 | 0-0-0 | 4 | 4 | 1 | 0 | 13 |
| at UPR-Mayaguez | 32 | 7-9 | .778 | 5-5 | 1.000 | 0-1 | .000 | 0-5-5 | 14 | 5 | 0 | 7 | 19 |
| vs. Northern Arizona | 36 | 3-6 | .500 | 0-1 | .000 | 0-0 | .000 | 0-1-1 | 4 | 4 | 0 | 2 | 6 |
| vs. Colorado | 38 | 2-4 | .500 | 0-1 | .000 | 1-2 | .500 | 1-3-4 | 2 | 2 | 0 | 3 | 5 |
| North Florida | 36 | 0-5 | .000 | 0-4 | .000 | 4-4 | 1.000 | 0-1-1 | 7 | 0 | 0 | 2 | 4 |
| at LSU | 40 | 6-12 | .500 | 1-3 | .333 | 3-4 | .750 | 2-2-4 | 3 | 3 | 0 | 2 | 16 |
| at FIU | 36 | 1-5 | .200 | 0-0 | .000 | 0-0 | .000 | 4-5-9 | 4 | 5 | 0 | 2 | 2 |
| at Pittsburgh | 31 | 2-7 | .286 | 0-2 | .000 | 4-5 | .800 | 2-2-4 | 3 | 0 | 0 | 0 | 8 |
| Rutgers | 40 | 2-11 | .182 | 1-4 | .250 | 5-8 | .625 | 1-0-1 | 6 | 0 | 0 | 1 | 10 |
| at Cincinnati | 37 | 4-13 | .308 | 2-5 | .400 | 1-2 | .500 | 0-2-2 | 12 | 6 | 0 | 1 | 11 |
| Syracuse | 31 | 4-8 | .500 | 0-1 | .000 | 202 | 1.000 | 1-0-1 | 3 | 3 | 0 | 0 | 10 |
| Providence | 34 | 1-8 | .125 | 0-5 | .000 | 2-2 | 1.000 | 2-3-5 | 2 | 3 | 0 | 2 | 4 |
| at Connecticut | 32 | 5-12 | .417 | 1-5 | .200 | 1-2 | .500 | 0-1-1 | 5 | 3 | 0 | 0 | 12 |
| at Notre Dame | 28 | 3-8 | .375 | 2-3 | .667 | 0-0 | .000 | 1-2-3 | 2 | 0 | 0 | 0 | 8 |
| Villanova | 39 | 5-9 | .556 | 0-1 | .000 | 2-2 | 1.000 | 0-4-4 | 9 | 3 | 0 | 0 | 12 |
| at St. John's | 35 | 4-15 | .267 | 0-6 | .000 | 7-7 | 1.000 | 2-3-5 | 4 | 2 | 0 | 1 | 15 |
| at Seton Hall | 40 | 5-10 | .500 | 4-6 | .667 | 3-5 | .600 | 2-2-4 | 2 | 2 | 0 | 3 | 17 |
| Pittsburgh | 33 | 7-13 | .538 | 2-4 | .500 | 0-2 | .000 | 1-0-1 | 0 | 4 | 0 | 3 | 16 |
| Marquette | 40 | 5-14 | .357 | 1-7 | .143 | 2-2 | 1.000 | 0-3-3 | 7 | 2 | 1 | 5 | 13 |
| at Louisville | 38 | 3-6 | .500 | 3-5 | .600 | 2-2 | 1.000 | 0-3-3 | 2 | 2 | 0 | 0 | 11 |
| West Virginia | 26 | 2-9 | .222 | 1-5 | .200 | 1-1 | 1.000 | 1-2-3 | 6 | 0 | 0 | 1 | 6 |
| at Georgetown | 24 | 1-7 | .143 | 0-2 | .000 | 2-2 | 1.000 | 1-0-1 | 5 | 1 | 0 | 0 | 4 |
| vs. Notre Dame | 40 | 7-13 | .538 | 4-5 | .800 | 6-8 | .750 | 0-4-4 | 5 | 6 | 0 | 1 | 24 |

SEASON & CAREER HIGHS

Points

Season 24 vs. Notre Dame (3/4/06)

Career 24 vs. Notre Dame (3/4/06)

Rebounds

Season 9 at FIU (1/2/06)

Career 9 at FIU (1/2/06)

Field Goals

Season 7 two times

Career 7 two times

Field Goal Attempts

Season 15 two times

Career 15 two times

3-Point Field Goals

Season 5 vs. UPR-Mayaguez (12/19/05)

Career 5 vs. UPR-Mayaguez (12/19/05)

3-Point Field Goal Attempts

Season 7 two times

Career 7 two times

Free Throws

Season 7 at St. John's (2/5/06)

Career 7 at St. John's (2/5/06)

Free Throw Attempts

Season 8 two times

Career 8 two times

Assists

Season 14 vs. UPR-Mayaguez (12/19/05)

Career 14 vs. UPR-Mayaguez (12/19/05)

Steals

Season 7 vs. UPR-Mayaguez (12/19/05)

Career 7 vs. UPR-Mayaguez (12/19/05)

Blocked Shots

Season 1 six times

Career 1 six times

Minutes

Season 45 vs. DePaul (12/7/05)

Career 45 vs. DePaul (12/7/05)

CAREER STATISTICS

| Year | G-GS | Min | FG-A | Pct | 3FG-A | Pct | FT-A | Pct | O-D | Reb | Avg | PF | DQ | Ast | TO | Bik | Stl | TP | Avg |
|--------|-------|------|---------|------|--------|------|-------|------|-------|-----|-----|----|----|-----|----|-----|-----|-----|------|
| 05-06 | 30-29 | 1028 | 105-270 | .389 | 33-108 | .306 | 62-85 | .729 | 28-59 | 87 | 2.9 | 62 | 1 | 149 | 75 | 6 | 46 | 305 | 10.2 |
| Totals | 30-29 | 1028 | 105-270 | .389 | 33-108 | .306 | 62-85 | .729 | 28-59 | 87 | 2.9 | 62 | 1 | 149 | 75 | 6 | 46 | 305 | 10.2 |

CONFERENCE STATISTICS

| Year | G-GS | Min | FG-A | Pct | 3FG-A | Pct | FT-A | Pct | O-D | Reb | Avg | PF | DQ | Ast | TO | Bik | Stl | TP | Avg |
|--------|-------|-----|--------|------|-------|------|-------|------|-------|-----|-----|----|----|-----|----|-----|-----|-----|------|
| 05-06 | 16-16 | 553 | 58-165 | .352 | 17-63 | .270 | 35-46 | .761 | 14-28 | 42 | 2.6 | 35 | 1 | 78 | 33 | 1 | 19 | 168 | 10.5 |
| Totals | 16-16 | 553 | 58-165 | .352 | 17-63 | .270 | 35-46 | .761 | 14-28 | 42 | 2.6 | 35 | 1 | 78 | 33 | 1 | 19 | 168 | 10.5 |

POSTSEASON STATISTICS

| | G-GS | Min | FG-A | Pct | 3FG-A | Pct | FT-A | Pct | O-D | Reb | Avg | PF | DQ | Ast | TO | Bik | Stl | TP | Avg |
|----------|------|-----|------|------|-------|------|------|------|-----|-----|-----|----|----|-----|----|-----|-----|----|------|
| BIG EAST | 1-1 | 40 | 7-13 | .538 | 4-5 | .800 | 6-8 | .750 | 0-4 | 4 | 4.0 | 2 | 0 | 5 | 6 | 0 | 1 | 24 | 24.0 |
| Totals | 1-1 | 40 | 7-13 | .538 | 4-5 | .800 | 6-8 | .750 | 0-4 | 4 | 4.0 | 2 | 0 | 5 | 6 | 0 | 1 | 24 | 24.0 |



USF Basketball News & Notes • Updated Player Bio's

USF at NCAA Tournament Bridgeport Regional 1st & 2nd Round • Norfolk, VA • March 19-21, 2006

5 Tristen WEBB

Guard • 5-8 • Senior • Stone Mountain, GA (Lakeside HS)

• Projected as the Bulls starter at point guard, Webb was lost for the season tearing her right anterior cruciate ligament in USF's first exhibition against EA Sports on Nov. 9.

Game-By-Game Statistics

| OPPONENT | M | FG-A | PCT. | 3P-A | PCT. | FT-A | PCT. | O-D-R | A | T | B | S | P |
|----------------------|---|------|------|------|------|------|------|-------|---|---|---|---|--------------------|
| Texas-Arlington | | | | | | | | | | | | | Did Not Play - Inj |
| Tennessee-Martin | | | | | | | | | | | | | Did Not Play - Inj |
| Jacksonville | | | | | | | | | | | | | Did Not Play - Inj |
| UMBC | | | | | | | | | | | | | Did Not Play - Inj |
| Robert Morris | | | | | | | | | | | | | Did Not Play - Inj |
| at North Carolina | | | | | | | | | | | | | Did Not Play - Inj |
| DePaul | | | | | | | | | | | | | Did Not Play - Inj |
| Michigan State | | | | | | | | | | | | | Did Not Play - Inj |
| at UPR-Mayaguez | | | | | | | | | | | | | Did Not Play - Inj |
| vs. Northern Arizona | | | | | | | | | | | | | Did Not Play - Inj |
| vs. Colorado | | | | | | | | | | | | | Did Not Play - Inj |
| North Florida | | | | | | | | | | | | | Did Not Play - Inj |
| at LSU | | | | | | | | | | | | | Did Not Play - Inj |
| at FIU | | | | | | | | | | | | | Did Not Play - Inj |
| at Pittsburgh | | | | | | | | | | | | | Did Not Play - Inj |
| Rutgers | | | | | | | | | | | | | Did Not Play - Inj |
| at Cincinnati | | | | | | | | | | | | | Did Not Play - Inj |
| Syracuse | | | | | | | | | | | | | Did Not Play - Inj |
| Providence | | | | | | | | | | | | | Did Not Play - Inj |
| at Connecticut | | | | | | | | | | | | | Did Not Play - Inj |
| at Notre Dame | | | | | | | | | | | | | Did Not Play - Inj |
| Villanova | | | | | | | | | | | | | Did Not Play - Inj |
| at St. John's | | | | | | | | | | | | | Did Not Play - Inj |
| at Seton Hall | | | | | | | | | | | | | Did Not Play - Inj |
| Pittsburgh | | | | | | | | | | | | | Did Not Play - Inj |
| Marquette | | | | | | | | | | | | | Did Not Play - Inj |
| at Louisville | | | | | | | | | | | | | Did Not Play - Inj |
| West Virginia | | | | | | | | | | | | | Did Not Play - Inj |
| at Georgetown | | | | | | | | | | | | | Did Not Play - Inj |
| vs. Notre Dame | | | | | | | | | | | | | Did Not Play - Inj |

SEASON & CAREER HIGHS

| |
|--|
| Points |
| Season 0 |
| Career 21 vs. Birmingham So. (12/1/02) |
| Rebounds |
| Season 0 |
| Career 9 vs. Savannah State (11/24/01) |
| Field Goals |
| Season 0 |
| Career 7 four times |
| Field Goal Attempts |
| Season 0 |
| Career 18 at Florida Atlantic (12/28/01) |
| 3-Point Field Goals |
| Season 0 |
| Career 3 vs. Birmingham So. (12/1/02) |
| 3-Point Field Goal Attempts |
| Season 0 |
| Career 14 at Jacksonville (12/30/01) |
| Free Throws |
| Season 0 |
| Career 7 at Charlotte (1/9/04) |
| Free Throw Attempts |
| Season 0 |
| Career 12 vs. Savannah State (11/24/01) |
| Assists |
| Season 0 |
| Career 10 at Houston (2/28/03) |
| Steals |
| Season 0 |
| Career 3 three times |
| Blocked Shots |
| Season 0 |
| Career 1 at Southern Miss (1/17/02) |
| Minutes |
| Season 0 |
| Career 34 two times |

CAREER STATISTICS

| Year | G-GS | Min | FG-A | Pct | 3FG-A | Pct | FT-A | Pct | O-D | Reb | Avg | PF | DQ | Ast | TO | Blk | Stl | TP | Avg | |
|--------|-------|------|---------|------|--------|------|---------|------|--------|-----|-----|-----|-----|-----|-----|-----|-----|-----|-----|---|
| 01-02 | 27-8 | 606 | 78-165 | .473 | 3-30 | .100 | 45-76 | .592 | 47-57 | 104 | 3.9 | 58 | 51 | 1 | 56 | 62 | 5 | 204 | 7.6 | |
| 02-03 | 27-13 | 642 | 73-200 | .365 | 15-58 | .259 | 52-77 | .675 | 41-70 | 111 | 4.1 | 49 | 65 | 2 | 35 | 58 | 1 | 213 | 7.9 | |
| 03-04 | 16-0 | 229 | 25-69 | .362 | 8-27 | .296 | 19-24 | .792 | 9-19 | 28 | 1.8 | 21 | 23 | 1 | 14 | 33 | 1 | 77 | 4.8 | |
| 04-05 | | | | | | | | | | | | | | | | | | | | Sat out the 2004-05 season due to a knee injury |
| 05-06 | | | | | | | | | | | | | | | | | | | | Sat out the 2005-06 season due to a knee injury |
| Totals | 70-21 | 1483 | 176-434 | .406 | 26-115 | .226 | 116-177 | .655 | 97-146 | 243 | 3.5 | 128 | 139 | 4 | 105 | 153 | 7 | 494 | 7.1 | |

CONFERENCE STATISTICS

| Year | G-GS | Min | FG-A | Pct | 3FG-A | Pct | FT-A | Pct | O-D | Reb | Avg | PF | DQ | Ast | TO | Blk | Stl | TP | Avg | |
|--------|------|-----|--------|------|-------|------|-------|------|-------|-----|-----|----|----|-----|----|-----|-----|-----|-----|---|
| 01-02 | 14-4 | 287 | 35-80 | .438 | 1-13 | .077 | 26-42 | .619 | 17-31 | 48 | 3.4 | 19 | 32 | 1 | 24 | 36 | 4 | 97 | 6.9 | |
| 02-03 | 14-5 | 318 | 36-91 | .396 | 6-23 | .261 | 29-38 | .763 | 21-25 | 46 | 3.3 | 24 | 39 | 0 | 13 | 32 | 0 | 107 | 7.6 | |
| 03-04 | 5-0 | 73 | 7-17 | .412 | 3-7 | .429 | 9-10 | .900 | 5-5 | 10 | 2.0 | 9 | 12 | 0 | 3 | 5 | 0 | 26 | 5.2 | |
| 04-05 | | | | | | | | | | | | | | | | | | | | Sat out the 2004-05 season due to a knee injury |
| 05-06 | | | | | | | | | | | | | | | | | | | | Sat out the 2005-06 season due to a knee injury |
| Totals | 33-9 | 678 | 78-188 | .415 | 10-43 | .232 | 64-90 | .711 | 43-61 | 104 | 3.1 | 52 | 83 | 1 | 40 | 73 | 4 | 230 | 7.0 | |

POST SEASON STATISTICS

| | G-GS | Min | FG-A | Pct | 3FG-A | Pct | FT-A | Pct | O-D | Reb | Avg | PF | DQ | Ast | TO | Blk | Stl | TP | Avg |
|--------|------|-----|------|------|-------|------|------|------|-----|-----|-----|----|----|-----|----|-----|-----|----|-----|
| C-USA | 0-0 | 0 | 0-0 | .000 | 0-0 | .000 | 0-0 | .000 | 0-0 | 0 | 0.0 | 0 | 0 | 0 | 0 | 0 | 0 | 0 | 0.0 |
| WNIT | 0-0 | 0 | 0-0 | .000 | 0-0 | .000 | 0-0 | .000 | 0-0 | 0 | 0.0 | 0 | 0 | 0 | 0 | 0 | 0 | 0 | 0.0 |
| Totals | 0-0 | 0 | 0-0 | .000 | 0-0 | .000 | 0-0 | .000 | 0-0 | 0 | 0.0 | 0 | 0 | 0 | 0 | 0 | 0 | 0 | 0.0 |

USF Basketball News & Notes • Updated Player Bio's

USF at NCAA Tournament Bridgeport Regional 1st & 2nd Round • Norfolk, VA • March 19-21, 2006

10 Jessica JACKSON

Guard • 5-6 • Freshman • Roswell, GA (Roswell HS)

• Poured in a career high 21 points in USF's win over Georgetown (2/28) ... Was 7-12 (58.3 percent) from the floor, including 6-11 (54.5 percent) from behind the three-point arc, and 1-1 (1.000) from the line ... Her six made trey's tied the single game school record • Had the best game of her collegiate career with 12 points - including a key three-pointer in overtime - in the Bulls' win over No. 21/22 Notra Dame • Had 12 points on 44.4 percent (4-9) shooting from the field, including 4-8 (50 percent) from three-point range, against North Florida (12/28) • Tallied 15 points and handed out a career high seven assists in her first career start against UPR-Mayaguez (12/19) • Scored double figures for the third time in the last four games ... Netted 11 points against Robert M orris (11/27) ... Was 3-6 from three-point range while also handing out five assists • Tallied a career high 15 points on 5-11 (45.5 percent) from the field - and three-point range - against Tennessee-Martin (11/20).

Game-By-Game Statistics

| OPPONENT | M | FG-A | PCT. | 3P-A | PCT. | FT-A | PCT. | O-D-R | A | T | B | S | P |
|----------------------|-------------------|------|-------|------|-------|------|-------|-------|---|---|---|---|----|
| Texas-Arlington | 11 | 0-2 | .000 | 0-2 | .000 | 0-0 | .000 | 1-1-2 | 0 | 0 | 0 | 0 | 0 |
| Tennessee-Martin | 26 | 5-11 | .455 | 5-11 | .455 | 0-0 | .000 | 0-2-2 | 1 | 3 | 0 | 1 | 15 |
| Jacksonville | 26 | 3-6 | .500 | 3-5 | .600 | 1-3 | .333 | 0-0-0 | 2 | 1 | 0 | 0 | 10 |
| UMBC | 15 | 0-4 | .000 | 0-4 | .000 | 0-0 | .000 | 1-1-2 | 1 | 1 | 0 | 0 | 0 |
| Robert Morris | 27 | 3-6 | .500 | 3-6 | .500 | 2-4 | .500 | 0-4-4 | 5 | 0 | 0 | 0 | 11 |
| at North Carolina | 9 | 0-1 | .000 | 0-1 | .000 | 0-0 | .000 | 1-0-1 | 0 | 1 | 0 | 0 | 0 |
| DePaul | Did Not Play - CD | | | | | | | | | | | | |
| Michigan State | 5 | 1-1 | 1.000 | 1-1 | 1.000 | 0-0 | .000 | 0-1-1 | 0 | 0 | 0 | 0 | 3 |
| at UPR-Mayaguez | 31 | 7-13 | | 0-3 | .000 | 1-2 | .500 | 0-2-2 | 7 | 1 | 0 | 4 | 15 |
| vs. Northern Arizona | 10 | 1-2 | .500 | 0-1 | .000 | 0-0 | .000 | 0-1-1 | 2 | 0 | 0 | 0 | 2 |
| vs. Colorado | 6 | 0-1 | .000 | 0-1 | .000 | 1-2 | .500 | 0-0-0 | 1 | 0 | 0 | 0 | 1 |
| North Florida | 21 | 4-9 | .444 | 4-8 | .500 | 0-0 | .000 | 0-0-0 | 1 | 1 | 0 | 1 | 12 |
| at LSU | 12 | 0-2 | .000 | 0-2 | .000 | 0-0 | .000 | 0-0-0 | 0 | 0 | 0 | 1 | 0 |
| at FIU | 2 | 0-0 | .000 | 0-0 | .000 | 2-2 | 1.000 | 0-1-1 | 0 | 1 | 0 | 0 | 2 |
| at Pittsburgh | Did Not Play - CD | | | | | | | | | | | | |
| Rutgers | 0 | 0-0 | .000 | 0-0 | .000 | 1-2 | .500 | 0-0-0 | 0 | 0 | 0 | 0 | 1 |
| at Cincinnati | 10 | 0-4 | .000 | 0-3 | .000 | 0-0 | .000 | 0-1-1 | 0 | 0 | 0 | 1 | 0 |
| Syracuse | 6 | 1-1 | 1.000 | 1-1 | 1.000 | 2-2 | 1.000 | 0-0-0 | 0 | 1 | 0 | 0 | 5 |
| Providence | 10 | 1-4 | .250 | 1-4 | .250 | 0-0 | .000 | 1-1-2 | 1 | 2 | 0 | 0 | 3 |
| at Connecticut | 6 | 1-2 | .500 | 1-2 | .500 | 0-0 | .000 | 0-0-0 | 0 | 1 | 0 | 0 | 3 |
| at Notre Dame | 34 | 4-9 | .444 | 4-9 | .444 | 0-0 | .000 | 0-2-2 | 2 | 4 | 0 | 1 | 12 |
| Villanova | 9 | 1-2 | .500 | 1-2 | .500 | 0-0 | .000 | 0-1-1 | 1 | 0 | 0 | 0 | 3 |
| at St. John's | 3 | 0-0 | .000 | 0-0 | .000 | 1-2 | .500 | 0-0-0 | 0 | 0 | 0 | 1 | 1 |
| at Seton Hall | 25 | 1-5 | .200 | 1-5 | .200 | 0-0 | .000 | 0-3-3 | 5 | 0 | 0 | 0 | 3 |
| Pittsburgh | Did Not Play - CD | | | | | | | | | | | | |
| Marquette | 5 | 0-1 | .000 | 0-0 | .000 | 0-0 | .000 | 0-0-0 | 0 | 0 | 0 | 0 | 0 |
| at Louisville | 2 | 0-0 | .000 | 0-0 | .000 | 0-0 | .000 | 0-0-0 | 0 | 0 | 0 | 0 | 0 |
| West Virginia | 20 | 1-6 | .167 | 1-5 | .200 | 0-0 | .000 | 0-1-1 | 2 | 1 | 0 | 0 | 3 |
| at Georgetown | 35 | 7-12 | .583 | 6-11 | .545 | 1-1 | 1.000 | 0-2-2 | 3 | 0 | 0 | 0 | 21 |
| vs. Notre Dame | 12 | 1-3 | .333 | 1-3 | .333 | 0-0 | .000 | 0-0-0 | 1 | 0 | 0 | 0 | 3 |

SEASON & CAREER HIGHS

Points

Season 21 at Georgetown (2/28/06)

Career 21 at Georgetown (2/28/06)

Rebounds

Season 4 vs. Robert Morris (11/27/05)

Career 4 vs. Robert Morris (11/27/05)

Field Goals

Season 7 two times

Career 7 two times

Field Goal Attempts

Season 13 vs. UPR-Mayaguez (12/19/05)

Career 13 vs. UPR-Mayaguez (12/19/05)

3-Point Field Goals

Season 6 at Georgetown (2/28/06)

Career 6 at Georgetown (2/28/06)

3-Point Field Goal Attempts

Season 11 two times

Career 11 two times

Free Throws

Season 2 three times

Career 2 three times

Free Throw Attempts

Season 4 vs. Robert Morris (11/27/05)

Career 4 vs. Robert Morris (11/27/05)

Assists

Season 7 vs. UPR-Mayaguez (12/19/05)

Career 7 vs. UPR-Mayaguez (12/19/05)

Steals

Season 4 vs. UPR-Mayaguez (12/19/05)

Career 4 vs. UPR-Mayaguez (12/19/05)

Blocked Shots

Season 0

Career 0

Minutes

Season 35 at Georgetown (2/28/06)

Career 35 at Georgetown (2/28/06)

CAREER STATISTICS

| Year | G-GS | Min | FG-A | Pct | 3FG-A | Pct | FT-A | Pct | O-D | Reb | Avg | PF | DQ | Ast | TO | Bik | Stl | TP | Avg |
|--------|------|-----|--------|------|-------|------|-------|------|------|-----|-----|----|----|-----|----|-----|-----|-----|-----|
| 05-06 | 27-2 | 375 | 42-107 | .393 | 33-90 | .367 | 12-20 | .600 | 4-24 | 28 | 1.0 | 33 | 0 | 35 | 18 | 0 | 10 | 129 | 4.8 |
| Totals | 27-2 | 375 | 42-107 | .393 | 33-90 | .367 | 12-20 | .600 | 4-24 | 28 | 1.0 | 33 | 0 | 35 | 18 | 0 | 10 | 129 | 4.8 |

CONFERENCE STATISTICS

| Year | G-GS | Min | FG-A | Pct | 3FG-A | Pct | FT-A | Pct | O-D | Reb | Avg | PF | DQ | Ast | TO | Bik | Stl | TP | Avg |
|-------|------|-----|-------|------|-------|------|------|------|------|-------|-----|----|----|-----|----|-----|-----|----|-----|
| 05-06 | 13-1 | 165 | 17-46 | .370 | 16-42 | .381 | 5-7 | .714 | 1 | 11-12 | 0.9 | 12 | 0 | 14 | 9 | 0 | 3 | 55 | 4.2 |
| TOTAL | 13-1 | 165 | 17-46 | .370 | 16-42 | .381 | 5-7 | .714 | 1-11 | 12 | 0.9 | 12 | 0 | 14 | 9 | 0 | 3 | 55 | 4.2 |

POSTSEASON STATISTICS

| Year | G-GS | Min | FG-A | Pct | 3FG-A | Pct | FT-A | Pct | O-D | Reb | Avg | PF | DQ | Ast | TO | Bik | Stl | TP | Avg |
|----------|------|-----|------|------|-------|------|------|------|-----|-----|-----|----|----|-----|----|-----|-----|----|-----|
| BIG EAST | 1-0 | 12 | 1-3 | .333 | 1-3 | .333 | 0-0 | .000 | 0-0 | 0 | 0.0 | 2 | 0 | 1 | 0 | 0 | 0 | 3 | 3.0 |
| Totals | 1-0 | 12 | 1-3 | .333 | 1-3 | .333 | 0-0 | .000 | 0-0 | 0 | 0.0 | 2 | 0 | 1 | 0 | 0 | 0 | 3 | 3.0 |



USF Basketball News & Notes • Updated Player Bio's

USF at NCAA Tournament Bridgeport Regional 1st & 2nd Round • Norfolk, VA • March 19-21, 2006

12 ChiChi OKPALEKE

Forward • 5-11 • Sophomore • Tampa, FL (Tampa Bay Tech)

• Recorded her second double-figure scoring effort in three games with 14 points against Colorado (12/21) on 4-5 (80 percent) shooting from the field and 6-6 (100 percent) ... Was named to the all-tournament team of the San Juan Shootout for her efforts in the three-game outing against Colorado, Northern Arizona, and UPR-Mayaguez • Led the Bulls on the boards for the second straight game with nine against Northern Arizona (12/20) • Poured in a career high 21 points and a career best 10 rebounds against UPR-Mayaguez (12/19) ... Was 6-8 (75.0 percent) from the field and 9-11 (81.8 percent) from three free throw line • Had four points and six rebounds against No. 7/8 North Carolina (12/2) • Scored 10 points on 4-6 shooting (66.7 percent) from the field against Jacksonville (11/23) • Had five points and three blocked shots against Tennessee-Martin (11/20).

Game-By-Game Statistics

| OPPONENT | M | FG-A | PCT. | 3P-A | PCT. | FT-A | PCT. | O-D-R | A | T | B | S | P |
|----------------------|----|------|-------|------|-------|------|-------|--------------------|---|---|---|---|----|
| Texas-Arlington | 9 | 1-1 | 1.000 | 0-0 | .000 | 1-3 | .333 | 0-1-1 | 0 | 2 | 0 | 1 | 3 |
| Tennessee-Martin | 16 | 1-2 | .500 | 1-1 | 1.000 | 2-2 | 1.000 | 2-3-5 | 2 | 1 | 3 | 2 | 5 |
| Jacksonville | 16 | 4-6 | .667 | 0-1 | .000 | 2-2 | 1.000 | 2-2-4 | 1 | 0 | 1 | 0 | 10 |
| UMBC | 6 | 0-0 | .000 | 0-0 | .000 | 0-0 | .000 | 0-0-0 | 0 | 1 | 0 | 1 | 0 |
| Robert Morris | 14 | 1-5 | .200 | 0-0 | .000 | 0-0 | .000 | 3-1-4 | 1 | 2 | 1 | 1 | 2 |
| at North Carolina | 25 | 2-3 | .667 | 0-1 | .000 | 0-0 | .000 | 2-4-6 | 0 | 1 | 0 | 2 | 4 |
| DePaul | 12 | 1-1 | 1.000 | 0-0 | .000 | 0-0 | .000 | 1-2-3 | 0 | 1 | 0 | 1 | 2 |
| Michigan State | 5 | 1-3 | .333 | 0-0 | .000 | 0-0 | .000 | 1-0-1 | 0 | 0 | 0 | 0 | 2 |
| at UPR-Mayaguez | 26 | 5-7 | .714 | 0-0 | .000 | 9-11 | .818 | 5-5-10 | 1 | 0 | 0 | 0 | 19 |
| vs. Northern Arizona | 22 | 0-4 | .000 | 0-0 | .000 | 1-4 | .250 | 4-5-9 | 0 | 2 | 1 | 1 | 1 |
| vs. Colorado | 31 | 4-5 | .800 | 0-0 | .000 | 6-6 | 1.000 | 3-3-6 | 0 | 2 | 1 | 3 | 14 |
| North Florida | 6 | 2-2 | 1.000 | 0-0 | .000 | 0-0 | .000 | 1-1-2 | 1 | 0 | 0 | 0 | 4 |
| at LSU | | | | | | | | Did Not Play - Inj | | | | | |
| at FIU | 10 | 1-3 | .333 | 0-0 | .000 | 0-0 | .000 | 0-0-0 | 0 | 2 | 0 | 0 | 2 |
| at Pittsburgh | 10 | 3-3 | 1.000 | 0-0 | .000 | 0-2 | .000 | 2-0-2 | 0 | 0 | 0 | 0 | 6 |
| Rutgers | 20 | 0-2 | .000 | 0-0 | .000 | 1-4 | .250 | 2-0-2 | 0 | 1 | 0 | 0 | 1 |
| at Cincinnati | 24 | 1-2 | .500 | 0-0 | .000 | 1-2 | .500 | 1-3-4 | 1 | 1 | 1 | 2 | 3 |
| Syracuse | 19 | 2-4 | .500 | 0-0 | .000 | 0-0 | .000 | 2-0-2 | 0 | 1 | 0 | 2 | 4 |
| Providence | 16 | 1-4 | .250 | 0-0 | .000 | 1-2 | .500 | 2-1-3 | 0 | 1 | 0 | 2 | 3 |
| at Connecticut | 11 | 1-2 | .500 | 0-0 | .000 | 0-0 | .000 | 0-0-0 | 1 | 1 | 0 | 0 | 2 |
| at Notre Dame | 22 | 3-6 | .500 | 0-0 | .000 | 3-4 | .750 | 2-3-5 | 0 | 2 | 1 | 2 | 9 |
| Villanova | 18 | 1-4 | .250 | 0-0 | .000 | 3-4 | .750 | 0-3-3 | 0 | 2 | 0 | 1 | 5 |
| at St. John's | 10 | 2-2 | 1.000 | 0-0 | .000 | 0-0 | .000 | 0-2-2 | 0 | 0 | 0 | 0 | 4 |
| at Seton Hall | 32 | 3-6 | .500 | 0-0 | .000 | 2-2 | 1.000 | 2-4-6 | 0 | 2 | 0 | 4 | 8 |
| Pittsburgh | 24 | 1-5 | .200 | 0-0 | .000 | 0-0 | .000 | 3-4-7 | 0 | 0 | 0 | 1 | 2 |
| Marquette | 8 | 0-0 | .000 | 0-0 | .000 | 1-2 | .500 | 0-0-0 | 0 | 0 | 0 | 1 | 1 |
| at Louisville | 1 | 0-0 | .000 | 0-0 | .000 | 0-0 | .000 | 0-0-0 | 0 | 0 | 0 | 0 | 0 |
| West Virginia | 20 | 2-7 | .286 | 0-0 | .000 | 0-2 | .000 | 4-3-7 | 1 | 0 | 0 | 0 | 4 |
| at Georgetown | 15 | 1-1 | 1.000 | 0-0 | .000 | 3-3 | 1.000 | 1-3-4 | 0 | 1 | 0 | 0 | 5 |
| vs. Notre Dame | 1 | 0-0 | .000 | 0-0 | .000 | 0-0 | .000 | 0-0-0 | 0 | 0 | 0 | 0 | 0 |

SEASON & CAREER HIGHS

Points

Season 19 vs. UPR-Mayaguez (12/19/05)

Career 19 vs. UPR-Mayaguez (12/19/05)

Rebounds

Season 10 vs. UPR-Mayaguez (12/19/05)

Career 10 vs. UPR-Mayaguez (12/19/05)

Field Goals

Season 5 vs. UPR-Mayaguez (12/19/05)

Career 5 vs. UPR-Mayaguez (12/19/05)

Field Goal Attempts

Season 7 two times

Career 7 two times

3-Point Field Goals

Season 1 vs. Tennessee-Martin (11/20/05)

Career 1 vs. Tennessee-Martin (11/20/05)

3-Point Field Goal Attempts

Season 1 three times

Career 1 four times

Free Throws

Season 9 vs. UPR-Mayaguez (12/19/05)

Career 9 vs. UPR-Mayaguez (12/19/05)

Free Throw Attempts

Season 11 vs. UPR-Mayaguez (12/19/05)

Career 11 vs. UPR-Mayaguez (12/19/05)

Assists

Season 2 vs. Tennessee-Martin (11/20/05)

Career 2 two times

Steals

Season 4 at Seton Hall (2/8/06)

Career 4 at Seton Hall (2/8/06)

Blocked Shots

Season 3 vs. Tennessee-Martin (11/20/05)

Career 4 at Tulane (2/11/05)

Minutes

Season 32 at Seton Hall (2/8/06)

Career 32 two times

CAREER STATISTICS

| Year | G-GS | Min | FG-A | Pct | 3FG-A | Pct | FT-A | Pct | O-D | Reb | Avg | PF | DQ | Ast | TO | Bk | Stl | TP | Avg |
|--------|------|-----|--------|------|-------|------|--------|------|--------|-----|-----|-----|----|-----|----|----|-----|-----|-----|
| 04-05 | 30-2 | 395 | 28-62 | .452 | 0-1 | .000 | 37-55 | .673 | 29-54 | 83 | 2.8 | 49 | 0 | 4 | 28 | 23 | 19 | 93 | 3.1 |
| 05-06 | 29-5 | 449 | 44-90 | .489 | 1-3 | .333 | 36-55 | .655 | 45-53 | 98 | 3.4 | 51 | 1 | 9 | 26 | 9 | 27 | 125 | 4.3 |
| Totals | 59-7 | 844 | 72-152 | .474 | 1-4 | .250 | 73-110 | .664 | 74-107 | 181 | 3.1 | 100 | 1 | 13 | 54 | 32 | 46 | 218 | 3.7 |

CONFERENCE STATISTICS (2004-05 Conference USA Stats)

| Year | G-GS | Min | FG-A | Pct | 3FG-A | Pct | FT-A | Pct | O-D | Reb | Avg | PF | DQ | Ast | TO | Bk | Stl | TP | Avg |
|--------|------|-----|-------|------|-------|------|-------|------|-------|-----|-----|----|----|-----|----|----|-----|-----|-----|
| 04-05 | 14-1 | 215 | 16-37 | .432 | 0-0 | .000 | 20-27 | .741 | 17-27 | 44 | 3.1 | 26 | 0 | 3 | 13 | 16 | 13 | 52 | 3.7 |
| 05-06 | 16-2 | 262 | 22-49 | .449 | 0-0 | .000 | 15-27 | .556 | 22-28 | 50 | 3.1 | 21 | 0 | 3 | 13 | 2 | 16 | 59 | 3.7 |
| Totals | 30-3 | 477 | 38-86 | .442 | 0-0 | .000 | 35-54 | .648 | 39-55 | 94 | 3.1 | 47 | 0 | 6 | 26 | 18 | 29 | 111 | 3.7 |

POST SEASON STATISTICS

| Year | G-GS | Min | FG-A | Pct | 3FG-A | Pct | FT-A | Pct | O-D | Reb | Avg | PF | DQ | Ast | TO | Bk | Stl | TP | Avg |
|----------|------|-----|------|------|-------|------|------|------|-----|-----|-----|----|----|-----|----|----|-----|----|-----|
| C-USA | 1-0 | 7 | 0-1 | .000 | 0-0 | .000 | 0-0 | .000 | 0-1 | 1 | 1.0 | 3 | 0 | 0 | 1 | 0 | 0 | 0 | 0.0 |
| BIG EAST | 1-0 | 1 | 0-0 | .000 | 0-0 | .000 | 0-0 | .000 | 0-0 | 0 | 0.0 | 0 | 0 | 0 | 0 | 0 | 0 | 0 | 0.0 |
| WNIT | 2-0 | 4 | 0-1 | .000 | 0-0 | .000 | 0-0 | .000 | 0-0 | 0 | 0.0 | 1 | 0 | 0 | 0 | 0 | 1 | 0 | 0.0 |
| Totals | 4-0 | 12 | 0-2 | .000 | 0-0 | .000 | 0-0 | .000 | 0-1 | 1 | 0.2 | 4 | 0 | 0 | 1 | 0 | 1 | 0 | 0.0 |

USF Basketball News & Notes • Updated Player Bio's

USF at NCAA Tournament Bridgeport Regional 1st & 2nd Round • Norfolk, VA • March 19-21, 2006

21 Courtney HUNT

Guard • 5-8 • Senior • Bath, ME (Morse HS)

• Saw action in her fourth collegiate game against Cincinnati (1/15) • Had a career outing with 15 points against UPR-Mayaguez (12/19) ... Was 5-6 (83.3 percent) from the field and 4-5 (80.0 percent) from behind the three-point arc • Saw action in her first collegiate game at USF ... Handed out one assist against Robert Morris.

Game-By-Game Statistics

| OPPONENT | M | FG-A | PCT. | 3P-A | PCT. | FT-A | PCT. | O-D-R | A | T | B | S | P |
|----------------------|----|------|------|------|------|------|------|-------|---|---|---|---|----|
| Texas-Arlington | | | | | | | | | | | | | |
| Tennessee-Martin | | | | | | | | | | | | | |
| Jacksonville | | | | | | | | | | | | | |
| UMBC | | | | | | | | | | | | | |
| Robert Morris | 3 | 0-0 | .000 | 0-0 | .000 | 0-0 | .000 | 0-0-0 | 1 | 1 | 0 | 0 | 0 |
| at North Carolina | | | | | | | | | | | | | |
| DePaul | | | | | | | | | | | | | |
| Michigan State | | | | | | | | | | | | | |
| at UPR-Mayaguez | 20 | 6-7 | | 4-5 | | 1-2 | .500 | 1-1-2 | 1 | 1 | 0 | 1 | 17 |
| vs. Northern Arizona | | | | | | | | | | | | | |
| vs. Colorado | | | | | | | | | | | | | |
| North Florida | 9 | 1-3 | .333 | 5-8 | .625 | 2-4 | .500 | 0-3-3 | 1 | 0 | 0 | 1 | 4 |
| at LSU | | | | | | | | | | | | | |
| at FIU | | | | | | | | | | | | | |
| at Pittsburgh | | | | | | | | | | | | | |
| Rutgers | | | | | | | | | | | | | |
| at Cincinnati | 1 | 0-1 | .000 | 0-1 | .000 | 0-0 | .000 | 0-0-0 | 0 | 0 | 0 | 0 | 0 |
| Syracuse | | | | | | | | | | | | | |
| Providence | | | | | | | | | | | | | |
| at Connecticut | | | | | | | | | | | | | |
| at Notre Dame | | | | | | | | | | | | | |
| Villanova | 1 | 0-0 | .000 | 0-0 | .000 | 0-0 | .000 | 0-0-0 | 0 | 0 | 0 | 0 | 0 |
| at St. John's | | | | | | | | | | | | | |
| at Seton Hall | 2 | 0-1 | .000 | 0-1 | .000 | 0-0 | .000 | 0-0-0 | 0 | 0 | 0 | 0 | 0 |
| Pittsburgh | | | | | | | | | | | | | |
| Marquette | | | | | | | | | | | | | |
| at Louisville | | | | | | | | | | | | | |
| West Virginia | 1 | 0-1 | .000 | 0-1 | .000 | 0-1 | .000 | 0-1-1 | 0 | 0 | 0 | 0 | 0 |
| at Georgetown | 1 | 0-1 | .000 | 0-0 | .000 | 0-0 | .000 | 0-0-0 | 0 | 0 | 0 | 0 | 0 |
| vs. Notre Dame | | | | | | | | | | | | | |

SEASON & CAREER HIGHS

Points

Season 17 vs. UPR-Mayaguez (12/19/05)

Career 17 vs. UPR-Mayaguez (12/19/05)

Rebounds

Season 3 vs. North Florida (12/28/05)

Career 3 vs. North Florida (12/28/05)

Field Goals

Season 6 vs. UPR-Mayaguez (12/19/05)

Career 6 vs. UPR-Mayaguez (12/19/05)

Field Goal Attempts

Season 7 vs. UPR-Mayaguez (12/19/05)

Career 7 vs. UPR-Mayaguez (12/19/05)

3-Point Field Goals

Season 4 vs. UPR-Mayaguez (12/19/05)

Career 4 vs. UPR-Mayaguez (12/19/05)

3-Point Field Goal Attempts

Season 5 vs. UPR-Mayaguez (12/19/05)

Career 5 vs. UPR-Mayaguez (12/19/05)

Free Throws

Season 1 two times

Career 1 two times

Free Throw Attempts

Season 2 two times

Career 2 two times

Assists

Season 1 three times

Career 1 three times

Steals

Season 1 two times

Career 1 two times

Blocked Shots

Season 0

Career 0

Minutes

Season 20 vs. UPR-Mayaguez (12/19/05)

Career 20 vs. UPR-Mayaguez (12/19/05)

CAREER STATISTICS

| Year | G-GS | Min | FG-A | Pct | 3FG-A | Pct | FT-A | Pct | O-D | Reb | Avg | PF | DQ | Ast | TO | Bik | Stl | TP | Avg |
|--------|------|-----|------|------|-------|------|------|------|-----|-----|-----|----|----|-----|----|-----|-----|----|-----|
| 05-06 | 8-0 | 38 | 7-14 | .500 | 5-11 | .455 | 2-5 | .400 | 1-5 | 6 | 0.8 | 4 | 0 | 3 | 2 | 0 | 2 | 21 | 2.6 |
| Totals | 8-0 | 38 | 7-14 | .500 | 5-11 | .455 | 2-5 | .400 | 1-5 | 6 | 0.8 | 4 | 0 | 3 | 2 | 0 | 2 | 21 | 2.6 |

CONFERENCE STATISTICS

| Year | G-GS | Min | FG-A | Pct | 3FG-A | Pct | FT-A | Pct | O-D | Reb | Avg | PF | DQ | Ast | TO | Bik | Stl | TP | Avg |
|--------|------|-----|------|------|-------|------|------|------|-----|-----|-----|----|----|-----|----|-----|-----|----|-----|
| 05-06 | 5-0 | 6 | 0-4 | .000 | 0-3 | .000 | 0-1 | .000 | 0-1 | 1 | 0.2 | 1 | 0 | 0 | 0 | 0 | 0 | 0 | 0.0 |
| Totals | 5-0 | 6 | 0-4 | .000 | 0-3 | .000 | 0-1 | .000 | 0-1 | 1 | 0.2 | 1 | 0 | 0 | 0 | 0 | 0 | 0 | 0.0 |

POST SEASON STATISTICS

| | G-GS | Min | FG-A | Pct | 3FG-A | Pct | FT-A | Pct | O-D | Reb | Avg | PF | DQ | Ast | TO | Bik | Stl | TP | Avg |
|----------|------|-----|------|------|-------|------|------|------|-----|-----|-----|----|----|-----|----|-----|-----|----|-----|
| BIG EAST | 0-0 | 0 | 0-0 | .000 | 0-0 | .000 | 0-0 | .000 | 0-0 | 0 | 0.0 | 0 | 0 | 0 | 0 | 0 | 0 | 0 | 0.0 |
| Totals | 0-0 | 0 | 0-0 | .000 | 0-0 | .000 | 0-0 | .000 | 0-0 | 0 | 0.0 | 0 | 0 | 0 | 0 | 0 | 0 | 0 | 0.0 |



25 Jessica DICKSON *All-America Candidate* Forward • 5-11 • Junior • Ocala, FL (Vanguard HS)

• Recorded her third double-double of the season with 16 points and 10 rebounds against Notre Dame in the BIG EAST Conference Tournament (3/4) • Scored 24 points on 10-19 (52.6 percent) shooting from the field against West Virginia (2/25) • Poured in a game-high 22 points on 9-14 shooting from the field (64.3 percent) in USF's win over Villanova (1/31) ... Was also 2-4 from three-point range (50 percent) and 2-2 from the free throw line (100 percent) • Had her second straight 30-point effort for just the second time in her career against Cincinnati (1/15) ... Also recorded her second consecutive nine-rebound outing • Finally surpassed her old career high of 36 points with a 37-point effort against Rutgers (1/11) ... Was 11-23 from the field (47.8 percent), including 5-12 (41.7 percent) from three-point range, and 10-12 (83.3 percent) from the free throw line ... Also had nine rebounds • Tallied a game-high 24 points and recorded a career-high five steals against Pittsburgh (1/8) • Fell short of her career high for points for the second time with 35 points against North Florida (12/28) ... Was 14-23 (60.9 percent) from the field • Was also named the BIG EAST Conference Player of the Week for the Week ending Dec. 26 • Poured in 24 points on 60 percent (9-15) shooting from the field, including 2-4 (50 percent) from three-point range, and 4-5 (80 percent) from the charity stripe against Colorado (12/21) in the title game of the San Juan Shootout ... Was named MVP of the Shootout after averaging 22.3 points per game in the three games • Had a game high 26 points and grabbed seven rebounds against Northern Arizona (12/20) • For her efforts against DePaul and Michigan State, Dickson was named the BIG EAST Conference Player of the Week for the week ending Dec. 11 ... It was the second time in three weeks that she won the honor and she was the first BIG EAST player to win it twice • Played her second consecutive complete game netting 25 points against No. 13/15 Michigan State (12/10) ... Also had five rebounds, two assists, two blocked shots, and a steal in the loss • Poured in a season-high 35 points in USF's win over No. 11/13 DePaul (12/7) on 57.9 percent (11-19) shooting from the field, including 4-9 (44.4 percent) from three-point range, and 9-10 (90 percent) from the free throw line • Recorded her second double-double of the season and the second in her last three games with an 18-point, 10-rebound effort against No. 7/8 North Carolina • Was named the BIG EAST Player of the week for the week ending Nov. 28 ... Averaged 28.3 points and seven rebounds per game during the week • Poured in 30 points for the second straight game, netting 32 against Robert Morris (11/27) on 10-17 (58.8) from the field and 10-11 (90.9) from the free throw line • Recorded a, then, season high 33 points and grabbed 10 rebounds against UMBC (11/26).

Game-By-Game Statistics

| OPPONENT | M | FG-A | PCT. | 3P-A | PCT. | FT-A | PCT. | O-D-R | A | T | B | S | P |
|----------------------|----|-------|------|------|-------|-------|-------|--------|---|---|---|---|----|
| Texas-Arlington | 38 | 7-15 | .467 | 1-1 | 1.000 | 4-6 | .667 | 2-7-9 | 2 | 0 | 0 | 2 | 19 |
| Tennessee-Martin | 26 | 10-15 | .667 | 3-6 | .500 | 0-0 | .000 | 4-3-7 | 2 | 1 | 1 | 1 | 23 |
| Jacksonville | 30 | 6-14 | .429 | 2-6 | .333 | 6-6 | 1.000 | 1-4-5 | 6 | 2 | 1 | 1 | 20 |
| UMBC | 40 | 12-30 | .400 | 4-11 | .364 | 5-5 | 1.000 | 2-8-10 | 1 | 2 | 1 | 1 | 33 |
| Robert Morris | 36 | 10-17 | .588 | 2-3 | .667 | 10-11 | .909 | 2-4-6 | 2 | 0 | 1 | 1 | 32 |
| at North Carolina | 39 | 7-21 | .333 | 2-7 | .286 | 2-3 | .667 | 5-5-10 | 0 | 4 | 0 | 0 | 18 |
| DePaul | 45 | 11-19 | .579 | 4-9 | .444 | 9-10 | .900 | 0-6-6 | 2 | 2 | 0 | 1 | 35 |
| Michigan State | 40 | 10-22 | .455 | 3-10 | .300 | 2-2 | 1.000 | 2-3-5 | 2 | 3 | 2 | 1 | 25 |
| at UPR-Mayaguez | 22 | 8-12 | .667 | 1-3 | .333 | 0-0 | .000 | 1-4-5 | 5 | 0 | 0 | 0 | 17 |
| vs. Northern Arizona | 40 | 7-18 | .389 | 4-7 | .571 | 8-9 | .889 | 4-3-7 | 2 | 2 | 0 | 0 | 26 |
| vs. Colorado | 39 | 9-15 | .600 | 2-4 | .500 | 4-5 | .800 | 1-0-1 | 0 | 2 | 0 | 0 | 24 |
| North Florida | 36 | 14-23 | .609 | 3-5 | .600 | 4-5 | .800 | 2-1-3 | 1 | 1 | 1 | 1 | 35 |
| at LSU | 39 | 3-11 | .273 | 2-5 | .400 | 3-4 | .750 | 2-5-7 | 0 | 5 | 2 | 1 | 11 |
| at FIU | 40 | 8-19 | .421 | 0-1 | .000 | 0-0 | .000 | 1-3-4 | 1 | 5 | 2 | 3 | 17 |
| at Pittsburgh | 40 | 9-23 | .391 | 3-9 | .333 | 3-3 | 1.000 | 1-4-5 | 1 | 7 | 0 | 5 | 24 |
| Rutgers | 40 | 11-23 | .478 | 5-12 | .417 | 10-12 | .833 | 6-3-9 | 1 | 2 | 0 | 0 | 37 |
| at Cincinnati | 40 | 9-29 | .310 | 2-11 | .182 | 10-10 | 1.000 | 4-5-9 | 0 | 7 | 1 | 1 | 30 |
| Syracuse | 39 | 9-25 | .360 | 3-8 | .375 | 4-4 | 1.000 | 2-6-8 | 1 | 1 | 0 | 2 | 25 |
| Providence | 36 | 6-18 | .333 | 1-4 | .250 | 5-6 | .833 | 4-3-7 | 1 | 0 | 0 | 2 | 18 |
| at Connecticut | 31 | 2-9 | .222 | 0-4 | .000 | 2-2 | 1.000 | 0-3-3 | 0 | 2 | 0 | 0 | 6 |
| at Notre Dame | 45 | 6-16 | .375 | 1-4 | .250 | 5-6 | .833 | 1-5-6 | 0 | 2 | 0 | 3 | 18 |
| Villanova | 39 | 9-14 | .643 | 2-4 | .500 | 2-2 | 1.000 | 0-4-4 | 1 | 0 | 1 | 2 | 22 |
| at St. John's | 37 | 6-15 | .400 | 2-5 | .400 | 4-6 | .667 | 6-2-8 | 1 | 0 | 1 | 1 | 18 |
| at Seton Hall | 38 | 8-23 | .348 | 2-7 | .286 | 2-2 | 1.000 | 1-3-4 | 3 | 0 | 0 | 3 | 20 |
| Pittsburgh | 40 | 7-19 | .368 | 0-5 | .000 | 9-10 | .900 | 2-3-5 | 2 | 2 | 0 | 0 | 23 |
| Marquette | 39 | 4-17 | .235 | 2-8 | .250 | 4-4 | 1.000 | 2-1-3 | 2 | 0 | 0 | 0 | 14 |
| at Louisville | 40 | 4-17 | .235 | 1-5 | .200 | 3-4 | .750 | 0-2-2 | 1 | 3 | 0 | 1 | 12 |
| West Virginia | 40 | 10-19 | .526 | 4-9 | .444 | 0-0 | .000 | 1-2-3 | 0 | 4 | 0 | 1 | 24 |
| at Georgetown | 38 | 10-22 | .455 | 2-9 | .222 | 0-0 | .000 | 1-5-6 | 2 | 1 | 3 | 2 | 22 |
| vs. Notre Dame | 40 | 6-21 | .286 | 3-8 | .375 | 1-3 | .333 | 3-7-10 | 3 | 1 | 1 | 1 | 16 |

SEASON & CAREER HIGHS

| |
|--|
| Points |
| Season 37 vs. Rutgers (1/11/06) |
| Career 37 vs. Rutgers (1/11/06) |
| Rebounds |
| Season 10 three times |
| Career 12 vs. Marquette (1/16/04) |
| Field Goals |
| Season 14 vs. North Florida (12/28/05) |
| Career 14 two times |
| Field Goal Attempts |
| Season 30 vs. UMBC (11/26/05) |
| Career 30 two times |
| 3-Point Field Goals |
| Season 5 vs. Rutgers (1/11/06) |
| Career 5 vs. Rutgers (1/11/06) |
| 3-Point Field Goal Attempts |
| Season 12 vs. Rutgers (1/11/06) |
| Career 12 vs. Rutgers (1/11/06) |
| Free Throws |
| Season 10 three times |
| Career 10 four times |
| Free Throw Attempts |
| Season 12 vs. Rutgers (1/11/06) |
| Career 14 vs. TCU (2/2/04) |
| Assists |
| Season 6 vs. Jacksonville (11/23/05) |
| Career 7 vs. Florida Atlantic (12/30/03) |
| Steals |
| Season 5 at Pittsburgh (1/8/06) |
| Career 5 at Pittsburgh (1/8/06) |
| Blocked Shots |
| Season 3 at Georgetown (2/28/06) |
| Career 3 two times |
| Minutes |
| Season 45 two times |
| Career 48 vs. TCU (2/2/04) |

CAREER STATISTICS

| Year | G-GS | Min | FG-A | Pct | 3FG-A | Pct | FT-A | Pct | O-D | Reb | Avg | PF | DQ | Ast | TO | Bik | Stl | TP | Avg |
|--------|-------|------|----------|------|---------|------|---------|------|---------|-----|-----|-----|----|-----|-----|-----|-----|------|------|
| 03-04 | 29-29 | 999 | 214-493 | .434 | 8-38 | .211 | 104-137 | .759 | 62-114 | 176 | 6.1 | 45 | 0 | 50 | 92 | 13 | 37 | 540 | 18.6 |
| 04-05 | 32-32 | 1053 | 202-517 | .391 | 36-113 | .319 | 93-112 | .830 | 55-95 | 150 | 4.7 | 64 | 1 | 38 | 75 | 12 | 51 | 533 | 16.7 |
| 05-06 | 30-30 | 1132 | 238-561 | .424 | 66-190 | .347 | 122-142 | .859 | 63-114 | 177 | 5.9 | 77 | 1 | 45 | 61 | 18 | 37 | 664 | 22.1 |
| Totals | 91-91 | 3184 | 654-1571 | .416 | 110-341 | .323 | 319-391 | .816 | 180-323 | 503 | 5.5 | 186 | 2 | 133 | 228 | 43 | 125 | 1737 | 19.1 |

CONFERENCE STATISTICS (2003-05 Conference USA Stats)

| Year | G-GS | Min | FG-A | Pct | 3FG-A | Pct | FT-A | Pct | O-D | Reb | Avg | PF | DQ | Ast | TO | Bik | Stl | TP | Avg |
|--------|-------|------|---------|------|--------|------|---------|------|--------|-----|-----|----|----|-----|-----|-----|-----|-----|------|
| 03-04 | 14-14 | 526 | 120-265 | .453 | 4-17 | .235 | 51-63 | .810 | 26-56 | 82 | 5.9 | 24 | 0 | 24 | 40 | 10 | 19 | 295 | 21.1 |
| 04-05 | 14-14 | 480 | 97-244 | .398 | 21-56 | .375 | 53-63 | .841 | 27-46 | 73 | 5.2 | 25 | 0 | 10 | 34 | 5 | 21 | 268 | 19.1 |
| 05-06 | 16-16 | 627 | 121-308 | .393 | 34-113 | .301 | 72-81 | .889 | 31-57 | 88 | 5.5 | 44 | 1 | 18 | 33 | 6 | 24 | 348 | 21.8 |
| Totals | 44-44 | 1633 | 338-817 | .414 | 59-186 | .317 | 176-207 | .850 | 84-159 | 243 | 5.5 | 93 | 1 | 52 | 107 | 21 | 64 | 911 | 20.7 |

POST SEASON STATISTICS

| | G-GS | Min | FG-A | Pct | 3FG-A | Pct | FT-A | Pct | O-D | Reb | Avg | PF | DQ | Ast | TO | Bik | Stl | TP | Avg |
|----------|------|-----|--------|------|-------|------|-------|------|-------|-----|-----|----|----|-----|----|-----|-----|-----|------|
| C-USA | 3-3 | 102 | 20-52 | .385 | 0-2 | .000 | 9-11 | .818 | 6-7 | 13 | 4.3 | 4 | 0 | 1 | 5 | 3 | 5 | 49 | 16.3 |
| BIG EAST | 1-1 | 40 | 6-21 | .286 | 3-8 | .375 | 1-3 | .333 | 3-7 | 10 | 1.0 | 4 | 0 | 3 | 1 | 1 | 1 | 16 | 16.0 |
| WNIT | 3-3 | 100 | 18-40 | .450 | 0-4 | .000 | 3-6 | .600 | 5-9 | 14 | 4.7 | 8 | 0 | 5 | 9 | 1 | 5 | 39 | 13.0 |
| Totals | 7-7 | 246 | 44-113 | .389 | 3-14 | .214 | 13-20 | .650 | 14-23 | 37 | 5.3 | 16 | 0 | 9 | 15 | 5 | 11 | 104 | 14.8 |

USF Basketball News & Notes • Updated Player Bio's

USF at NCAA Tournament Bridgeport Regional 1st & 2nd Round • Norfolk, VA • March 19-21, 2006

32 Nalini MILLER

Center • 6-2 • Junior • Capital Heights, MD (Laurinburg Institute)

• Had her first double-figure scoring game in six outings netting 11 points on 4-6 (66.7 percent) shooting from the field against Georgetown (2/28) ... Also had eight rebounds and five blocked shots against the Hoyas • Equalled her season high with 21 points, to go along with 12 rebounds, against Cincinnati (1/15) • Tallied 12 points on 5-12 shooting from the field against Pittsburgh (1/8) ... Equalled her season high logging 38 minutes • Scored 14 points and grabbed seven rebounds in the San Juan Shootout championship against Colorado (12/21) • Was 6-7 (85.7 percent) from the field netting 12 points against UPR-Mayaguez (12/19) ... Also had seven rebounds, three steals, and two blocked shots in 21 minutes of action • Scored 16 points and grabbed six rebounds against No. 13/15 Michigan State (12/10) • Had 15 points - on 6-1 (54.5) from the field - and grabbed a season high 13 rebounds against Robert Morris (11/27) • Scored a season high 21 points on a near perfect night from the field hitting 8-9 (88.9) from the floor ... Recorded her first double-double of the year with an 18-point, 10-rebound effort against Texas-Arlington.

Game-By-Game Statistics

| OPPONENT | M | FG-A | PCT. | 3P-A | PCT. | FT-A | PCT. | O-D-R | A | T | B | S | P |
|----------------------|----|------|-------|------|------|------|-------|---------|---|---|---|---|----|
| Texas-Arlington | 27 | 7-11 | .636 | 0-0 | .000 | 4-4 | 1.000 | 3-7-10 | 1 | 1 | 3 | 1 | 18 |
| Tennessee-Martin | 22 | 3-10 | .300 | 0-0 | .000 | 1-2 | .500 | 3-2-5 | 1 | 2 | 7 | 5 | 7 |
| Jacksonville | 24 | 8-9 | .889 | 0-0 | .000 | 5-9 | .556 | 3-4-7 | 1 | 2 | 3 | 2 | 21 |
| UMBC | 33 | 6-13 | .462 | 0-0 | .000 | 3-5 | .600 | 4-2-6 | 1 | 4 | 2 | 5 | 15 |
| Robert Morris | 32 | 6-11 | .545 | 0-0 | .000 | 3-6 | .500 | 3-10-13 | 1 | 4 | 2 | 1 | 15 |
| at North Carolina | 32 | 0-5 | .000 | 0-0 | .000 | 2-7 | .286 | 5-4-9 | 0 | 2 | 1 | 0 | 2 |
| DePaul | 36 | 3-10 | .300 | 0-0 | .000 | 1-5 | .200 | 2-4-6 | 0 | 3 | 2 | 1 | 7 |
| Michigan State | 36 | 8-11 | .727 | 0-0 | .000 | 0-0 | .000 | 4-2-6 | 2 | 4 | 0 | 1 | 16 |
| at UPR-Mayaguez | 21 | 6-7 | .857 | 0-0 | .000 | 0-0 | .000 | 2-5-7 | 0 | 1 | 2 | 3 | 12 |
| vs. Northern Arizona | 38 | 4-9 | .444 | 0-0 | .000 | 1-3 | .333 | 1-4-5 | 0 | 2 | 2 | 2 | 9 |
| vs. Colorado | 36 | 5-14 | .357 | 0-0 | .000 | 4-6 | .667 | 6-1-7 | 1 | 0 | 2 | 3 | 14 |
| North Florida | 27 | 3-3 | 1.000 | 0-0 | .000 | 1-10 | .100 | 2-5-7 | 4 | 1 | 3 | 7 | 7 |
| at LSU | 22 | 1-3 | .333 | 0-0 | .000 | 1-2 | .500 | 1-0-1 | 0 | 3 | 2 | 2 | 3 |
| at FIU | 19 | 4-7 | .571 | 0-0 | .000 | 1-2 | .500 | 3-5-8 | 0 | 0 | 3 | 1 | 9 |
| at Pittsburgh | 38 | 5-12 | .417 | 0-0 | .000 | 2-4 | .500 | 2-3-5 | 0 | 2 | 2 | 3 | 12 |
| Rutgers | 28 | 2-7 | .286 | 0-0 | .000 | 5-7 | .714 | 1-5-6 | 1 | 1 | 4 | 0 | 9 |
| at Cincinnati | 39 | 8-14 | .571 | 0-0 | .000 | 5-8 | .625 | 6-6-12 | 0 | 0 | 1 | 2 | 21 |
| Syracuse | 31 | 4-14 | .286 | 0-0 | .000 | 2-5 | .400 | 3-3-6 | 2 | 1 | 3 | 3 | 10 |
| Providence | 27 | 4-12 | .333 | 0-0 | .000 | 0-2 | .000 | 2-5-7 | 0 | 0 | 2 | 3 | 8 |
| at Connecticut | 25 | 1-4 | .250 | 0-0 | .000 | 0-0 | .000 | 1-3-4 | 0 | 2 | 2 | 2 | 1 |
| at Notre Dame | 35 | 3-10 | .300 | 0-0 | .000 | 4-7 | .571 | 1-6-7 | 0 | 4 | 2 | 1 | 10 |
| Villanova | 13 | 1-3 | .333 | 0-0 | .000 | 0-2 | .000 | 3-3-6 | 0 | 1 | 0 | 0 | 2 |
| at St. John's | 29 | 5-13 | .385 | 0-0 | .000 | 2-5 | .400 | 2-5-7 | 1 | 5 | 2 | 0 | 12 |
| at Seton Hall | 28 | 4-7 | .571 | 0-0 | .000 | 0-2 | .000 | 3-5-8 | 0 | 1 | 0 | 1 | 8 |
| Pittsburgh | 27 | 3-10 | .300 | 0-0 | .000 | 0-2 | .000 | 4-4-8 | 0 | 2 | 0 | 1 | 6 |
| Marquette | 22 | 4-6 | .667 | 0-0 | .000 | 1-2 | .500 | 3-6-9 | 1 | 2 | 1 | 0 | 9 |
| at Louisville | 13 | 1-6 | .167 | 0-0 | .000 | 2-2 | 1.000 | 4-1-5 | 0 | 2 | 0 | 0 | 4 |
| West Virginia | 23 | 2-5 | .400 | 0-0 | .000 | 0-0 | .000 | 4-4-8 | 1 | 2 | 3 | 0 | 4 |
| at Georgetown | 31 | 4-6 | .667 | 0-0 | .000 | 3-5 | .600 | 5-3-8 | 0 | 3 | 5 | 2 | 11 |
| vs. Notre Dame | 15 | 2-5 | .400 | 0-0 | .000 | 1-2 | .500 | 1-1-2 | 1 | 3 | 2 | 0 | 5 |

SEASON & CAREER HIGHS

Points

Season 21 two times
Career 23 vs. High Point (12/18/04)

Rebounds

Season 13 vs. Robert Morris (11/27/05)
Career 20 vs. Miami (11/25/03)

Field Goals

Season 8 three times
Career 10 two times

Field Goal Attempts

Season 14 three times
Career 18 vs. Eastern Michigan (11/28/04)

3-Point Field Goals

Season 0
Career 0

3-Point Field Goal Attempts

Season 0
Career 1 vs. TCU (3/4/05)

Free Throws

Season 5 three times
Career 6 vs. Cincinnati (3/4/04)

Free Throw Attempts

Season 10 vs. North Florida (12/28/05)
Career 11 vs. High Point (12/18/04)

Assists

Season 4 vs. North Florida (12/28/05)
Career 4 vs. North Florida (12/28/05)

Steals

Season 7 vs. North Florida (12/28/05)
Career 7 vs. North Florida (12/28/05)

Blocked Shots

Season 7 vs. Tennessee-Martin (11/20/05)
Career 7 vs. Tennessee-Martin (11/20/05)

Minutes

Season 39 at Cincinnati (1/15/06)
Career 39 two times

CAREER STATISTICS

| Year | G-GS | Min | FG-A | Pct | 3FG-A | Pct | FT-A | Pct | O-D | Reb | Avg | PF | DQ | Ast | TO | Bk | Stl | TP | Avg |
|--------|-------|------|---------|------|-------|------|---------|------|---------|-----|-----|-----|----|-----|-----|-----|-----|-----|------|
| 03-04 | 28-27 | 673 | 119-255 | .467 | 0-0 | .000 | 53-107 | .495 | 80-133 | 213 | 7.6 | 91 | 5 | 10 | 54 | 47 | 41 | 291 | 10.4 |
| 04-05 | 23-13 | 497 | 87-189 | .460 | 0-1 | .000 | 23-61 | .377 | 45-86 | 131 | 5.7 | 59 | 2 | 15 | 38 | 27 | 42 | 197 | 8.6 |
| 05-06 | 30-20 | 829 | 117-257 | .455 | 0-0 | .000 | 54-116 | .466 | 87-118 | 205 | 6.8 | 77 | 3 | 21 | 60 | 63 | 51 | 288 | 9.6 |
| Totals | 81-60 | 1999 | 323-701 | .461 | 0-1 | .000 | 130-284 | .458 | 212-337 | 549 | 6.8 | 227 | 10 | 46 | 152 | 137 | 134 | 776 | 9.6 |

CONFERENCE STATISTICS (2003-05 Conference USA Stats)

| Year | G-GS | Min | FG-A | Pct | 3FG-A | Pct | FT-A | Pct | O-D | Reb | Avg | PF | DQ | Ast | TO | Bk | Stl | TP | Avg |
|--------|-------|-----|---------|------|-------|------|--------|------|--------|-----|-----|----|----|-----|----|----|-----|-----|-----|
| 03-04 | 13-12 | 303 | 44-103 | .427 | 0-0 | .000 | 20-49 | .408 | 27-58 | 85 | 6.5 | 47 | 3 | 3 | 16 | 15 | 13 | 108 | 8.3 |
| 04-05 | 5-1 | 54 | 4-17 | .235 | 0-0 | .000 | 1-2 | .500 | 2-6 | 8 | 1.6 | 7 | 0 | 2 | 2 | 1 | 5 | 9 | 1.8 |
| 05-06 | 16-7 | 445 | 54-139 | .388 | 0-0 | .000 | 27-58 | .466 | 46-66 | 112 | 7.0 | 40 | 1 | 8 | 31 | 29 | 18 | 135 | 8.4 |
| Totals | 34-20 | 802 | 102-259 | .394 | 0-0 | .000 | 48-109 | .440 | 75-130 | 205 | 6.0 | 94 | 4 | 13 | 49 | 45 | 36 | 252 | 7.4 |

POST SEASON STATISTICS

| | G-GS | Min | FG-A | Pct | 3FG-A | Pct | FT-A | Pct | O-D | Reb | Avg | PF | DQ | Ast | TO | Bk | Stl | TP | Avg |
|----------|------|-----|-------|------|-------|------|-------|------|-------|-----|-----|----|----|-----|----|----|-----|----|------|
| C-USA | 3-1 | 70 | 13-29 | .448 | 0-1 | .000 | 8-15 | .533 | 5-9 | 14 | 4.7 | 7 | 0 | 2 | 4 | 4 | 8 | 34 | 11.3 |
| BIG EAST | 1-0 | 15 | 2-5 | .400 | 0-0 | .000 | 1-2 | .500 | 1-1 | 2 | 2.0 | 4 | 0 | 1 | 3 | 2 | 0 | 5 | 5.0 |
| WNIT | 3-1 | 48 | 9-15 | .600 | 0-0 | .000 | 2-6 | .333 | 5-6 | 11 | 3.7 | 7 | 0 | 0 | 6 | 1 | 3 | 20 | 6.7 |
| Totals | 7-2 | 133 | 24-49 | .490 | 0-1 | .000 | 11-23 | .478 | 11-16 | 27 | 3.8 | 18 | 0 | 3 | 13 | 7 | 11 | 59 | 8.4 |



USF Basketball News & Notes • Updated Player Bio's

USF at NCAA Tournament Bridgeport Regional 1st & 2nd Round • Norfolk, VA • March 19-21, 2006

44 Tamara DOWDELL

Forward • 6-2 • Freshman • Pahokee, FL (Pahokee HS)

• Poured in a career high 16 points and six rebounds in 19 minutes against UPR-Mayaguez (12/19) • Scored her first collegiate basket against Robert Morris (11/27) ... Had two points on 1-1 (1.000) from the field ... Also had two rebounds • Played in her first college game against Tennessee-Martin (11/20).

Game-By-Game Statistics

| OPPONENT | M | FG-A | PCT. | 3P-A | PCT. | FT-A | PCT. | O-D-R | A | T | B | S | P |
|----------------------|----|------|-------|------|------|------|------|-------|---|---|---|---|----|
| Texas-Arlington | | | | | | | | | | | | | |
| Tennessee-Martin | 3 | 0-0 | .000 | 0-0 | .000 | 0-0 | .000 | 0-0-0 | 0 | 0 | 0 | 0 | 0 |
| Jacksonville | 9 | 0-2 | .000 | 0-0 | .000 | 0-0 | .000 | 0-2-2 | 0 | 2 | 0 | 1 | 0 |
| UMBC | | | | | | | | | | | | | |
| Robert Morris | 4 | 1-1 | 1.000 | 0-0 | .000 | 0-0 | .000 | 0-2-2 | 0 | 0 | 0 | 0 | 2 |
| at North Carolina | | | | | | | | | | | | | |
| DePaul | | | | | | | | | | | | | |
| Michigan State | | | | | | | | | | | | | |
| at UPR-Mayaguez | 19 | 6-9 | .667 | 0-0 | .000 | 4-5 | .800 | 2-4-6 | 0 | 1 | 1 | 0 | 16 |
| vs. Northern Arizona | | | | | | | | | | | | | |
| vs. Colorado | | | | | | | | | | | | | |
| North Florida | 7 | 1-1 | 1.000 | 0-0 | .000 | 1-3 | .333 | 1-2-3 | 0 | 1 | 1 | 0 | 3 |
| at LSU | | | | | | | | | | | | | |
| at FIU | | | | | | | | | | | | | |
| at Pittsburgh | | | | | | | | | | | | | |
| Rutgers | | | | | | | | | | | | | |
| at Cincinnati | | | | | | | | | | | | | |
| Syracuse | | | | | | | | | | | | | |
| Providence | | | | | | | | | | | | | |
| at Connecticut | | | | | | | | | | | | | |
| at Notre Dame | | | | | | | | | | | | | |
| Villanova | 1 | 0-0 | .000 | 0-0 | .000 | 0-0 | .000 | 0-0-0 | 0 | 1 | 0 | 0 | 0 |
| at St. John's | | | | | | | | | | | | | |
| at Seton Hall | | | | | | | | | | | | | |
| Pittsburgh | | | | | | | | | | | | | |
| Marquette | | | | | | | | | | | | | |
| at Louisville | | | | | | | | | | | | | |
| West Virginia | 1 | 0-0 | .000 | 0-0 | .000 | 0-0 | .000 | 0-0-0 | 0 | 0 | 0 | 0 | 0 |
| at Georgetown | | | | | | | | | | | | | |
| vs. Notre Dame | | | | | | | | | | | | | |

SEASON & CAREER HIGHS

Points

Season 16 vs. UPR-Mayaguez (12/19/05)

Career 16 vs. UPR-Mayaguez (12/19/05)

Rebounds

Season 6 vs. UPR-Mayaguez (12/19/05)

Career 6 vs. UPR-Mayaguez (12/19/05)

Field Goals

Season 6 vs. UPR-Mayaguez (12/19/05)

Career 6 vs. UPR-Mayaguez (12/19/05)

Field Goal Attempts

Season 9 vs. UPR-Mayaguez (12/19/05)

Career 9 vs. UPR-Mayaguez (12/19/05)

3-Point Field Goals

Season 0

Career 0

3-Point Field Goal Attempts

Season 0

Career 0

Free Throws

Season 4 vs. UPR-Mayaguez (12/19/05)

Career 4 vs. UPR-Mayaguez (12/19/05)

Free Throw Attempts

Season 5 vs. UPR-Mayaguez (12/19/05)

Career 5 vs. UPR-Mayaguez (12/19/05)

Assists

Season 0

Career 0

Steals

Season 1 vs. Jacksonville (11/23/05)

Career 1 vs. Jacksonville (11/23/05)

Blocked Shots

Season 1 vs. UPR-Mayaguez (12/19/05)

Career 1 vs. UPR-Mayaguez (12/19/05)

Minutes

Season 19 vs. UPR-Mayaguez (12/19/05)

Career 19 vs. UPR-Mayaguez (12/19/05)

CAREER STATISTICS

| Year | G-CS | Min | FG-A | Pct | 3FG-A | Pct | FT-A | Pct | O-D | Reb | Avg | PF | DQ | Ast | TO | Bk | Stl | TP | Avg |
|--------|------|-----|------|------|-------|------|------|------|------|-----|-----|----|----|-----|----|----|-----|----|-----|
| 04-05 | | | | | | | | | | | | | | | | | | | |
| 05-06 | 7-0 | 43 | 8-13 | .615 | 0-0 | .000 | 5-8 | .625 | 3-10 | 13 | 1.9 | 3 | 0 | 0 | 5 | 2 | 1 | 21 | 3.0 |
| Totals | 7-0 | 43 | 8-13 | .615 | 0-0 | .000 | 5-8 | .625 | 3-10 | 13 | 1.9 | 3 | 0 | 0 | 5 | 2 | 1 | 21 | 3.0 |

CONFERENCE STATISTICS

| Year | G-CS | Min | FG-A | Pct | 3FG-A | Pct | FT-A | Pct | O-D | Reb | Avg | PF | DQ | Ast | TO | Bk | Stl | TP | Avg |
|--------|------|-----|------|------|-------|------|------|------|-----|-----|-----|----|----|-----|----|----|-----|----|-----|
| 04-05 | | | | | | | | | | | | | | | | | | | |
| 05-06 | 2-0 | 1 | 0-0 | .000 | 0-0 | .000 | 0-0 | .000 | 0-0 | 0 | 0.0 | 0 | 0 | 0 | 1 | 0 | 0 | 0 | 0.0 |
| Totals | 2-0 | 1 | 0-0 | .000 | 0-0 | .000 | 0-0 | .000 | 0-0 | 0 | 0.0 | 0 | 0 | 0 | 1 | 0 | 0 | 0 | 0.0 |

POST SEASON STATISTICS

| | G-CS | Min | FG-A | Pct | 3FG-A | Pct | FT-A | Pct | O-D | Reb | Avg | PF | DQ | Ast | TO | Bk | Stl | TP | Avg |
|----------|------|-----|------|------|-------|------|------|------|-----|-----|-----|----|----|-----|----|----|-----|----|-----|
| BIG EAST | 0-0 | 0 | 0-0 | .000 | 0-0 | .000 | 0-0 | .000 | 0-0 | 0 | 0.0 | 0 | 0 | 0 | 0 | 0 | 0 | 0 | 0.0 |
| Totals | 0-0 | 0 | 0-0 | .000 | 0-0 | .000 | 0-0 | .000 | 0-0 | 0 | 0.0 | 0 | 0 | 0 | 0 | 0 | 0 | 0 | 0.0 |

USF Basketball News & Notes • Updated Player Bio's

USF at NCAA Tournament Bridgeport Regional 1st & 2nd Round • Norfolk, VA • March 19-21, 2006

45 Sharon CAMBRIDGE

Center • 6-2 • Senior • Miami, FL (Miami Central HS)

• Scored 10 points and grabbed three rebounds against Connecticut (1/24) • Saw her first action since spraining her ankle after the Michigan State game ... She scored two points on 2-2 (100 percent) against Northern Arizona (12/20) • Scored a season high 12 points - on 60 percent (6-10) shooting from the field - and grabbed seven rebounds against No. 11/13 DePaul (12/7) • Had six points against Robert Morris (11/27) and Jacksonville (11/23) • Had a season high five rebounds and two steals against Tennessee-Martin (11/20) ... Scored a season high eight points against Texas-Arlington (11/19).

Game-By-Game Statistics

| OPPONENT | M | FG-A | PCT. | 3P-A | PCT. | FT-A | PCT. | O-D-R | A | T | B | S | P |
|----------------------|----|------|-------|------|------|------|-------|-------|---|---|---|---|----|
| Texas-Arlington | 14 | 4-7 | .571 | 0-0 | .000 | 0-0 | .000 | 0-1-1 | 0 | 0 | 0 | 1 | 8 |
| Tennessee-Martin | 25 | 1-6 | .167 | 0-0 | .000 | 0-0 | .000 | 0-5-5 | 1 | 1 | 1 | 2 | 2 |
| Jacksonville | 22 | 3-6 | .500 | 0-0 | .000 | 0-0 | .000 | 1-2-3 | 0 | 3 | 0 | 1 | 6 |
| UMBC | 23 | 1-6 | .167 | 0-0 | .000 | 0-0 | .000 | 3-1-4 | 0 | 2 | 0 | 0 | 2 |
| Robert Morris | 28 | 3-7 | .429 | 0-0 | .000 | 0-0 | .000 | 0-2-2 | 1 | 0 | 0 | 0 | 6 |
| at North Carolina | 24 | 2-4 | .500 | 0-0 | .000 | 0-2 | .000 | 2-2-4 | 0 | 1 | 0 | 2 | 4 |
| DePaul | 43 | 6-10 | .600 | 0-0 | .000 | 0-0 | .000 | 1-6-7 | 0 | 2 | 0 | 2 | 12 |
| Michigan State | 39 | 0-6 | .000 | 0-0 | .000 | 1-2 | .500 | 2-3-5 | 3 | 3 | 0 | 2 | 1 |
| at UPR-Mayaguez | | | | | | | | | | | | | |
| Did Not Play - Inj | | | | | | | | | | | | | |
| vs. Northern Arizona | 2 | 0-1 | .000 | 0-0 | .000 | 2-2 | 1.000 | 0-0-0 | 0 | 0 | 0 | 0 | 2 |
| vs. Colorado | 4 | 0-0 | .000 | 0-0 | .000 | 0-0 | .000 | 0-1-1 | 0 | 1 | 0 | 0 | 0 |
| North Florida | 6 | 0-2 | .000 | 0-0 | .000 | 0-0 | .000 | 0-0-0 | 0 | 0 | 0 | 0 | 0 |
| at LSU | 13 | 0-3 | .000 | 0-1 | .000 | 0-0 | .000 | 0-1-1 | 0 | 0 | 1 | 1 | 0 |
| at FIU | 21 | 1-6 | .167 | 0-0 | .000 | 2-2 | 1.000 | 4-1-5 | 0 | 1 | 0 | 0 | 4 |
| at Pittsburgh | 2 | 0-1 | .000 | 0-0 | .000 | 0-0 | .000 | 0-0-0 | 0 | 0 | 0 | 0 | 0 |
| Rutgers | 13 | 0-0 | .000 | 0-0 | .000 | 0-0 | .000 | 0-1-1 | 0 | 0 | 0 | 2 | 0 |
| at Cincinnati | 17 | 1-1 | 1.000 | 0-0 | .000 | 2-2 | 1.000 | 2-4-6 | 0 | 1 | 1 | 0 | 4 |
| Syracuse | 11 | 1-2 | .500 | 0-0 | .000 | 0-0 | .000 | 2-1-3 | 0 | 0 | 0 | 0 | 2 |
| Providence | 5 | 0-1 | .000 | 0-0 | .000 | 0-0 | .000 | 0-1-1 | 0 | 0 | 0 | 0 | 0 |
| at Connecticut | 24 | 4-10 | .400 | 0-0 | .000 | 2-4 | .500 | 3-0-3 | 0 | 0 | 0 | 1 | 10 |
| at Notre Dame | 11 | 0-3 | .000 | 0-0 | .000 | 0-0 | .000 | 3-0-3 | 0 | 2 | 0 | 0 | 0 |
| Villanova | 7 | 0-1 | .000 | 0-0 | .000 | 0-0 | .000 | 0-0-0 | 0 | 2 | 0 | 0 | 0 |
| at St. John's | 10 | 0-1 | .000 | 0-0 | .000 | 0-0 | .000 | 0-0-0 | 0 | 2 | 0 | 0 | 0 |
| at Seton Hall | 20 | 2-4 | .500 | 0-0 | .000 | 1-3 | .333 | 2-1-3 | 1 | 3 | 0 | 0 | 5 |
| Pittsburgh | 13 | 2-6 | .333 | 0-0 | .000 | 1-2 | .500 | 1-2-3 | 2 | 0 | 0 | 0 | 0 |
| Marquette | 15 | 1-5 | .200 | 0-0 | .000 | 0-0 | .000 | 0-2-2 | 0 | 0 | 0 | 0 | 2 |
| at Louisville | 26 | 4-7 | .571 | 0-0 | .000 | 0-0 | .000 | 2-1-3 | 1 | 0 | 0 | 3 | 8 |
| West Virginia | 17 | 1-2 | .500 | 0-0 | .000 | 3-4 | .750 | 0-1-1 | 0 | 2 | 0 | 0 | 5 |
| at Georgetown | 15 | 2-4 | .500 | 0-0 | .000 | 0-0 | .000 | 0-1-1 | 0 | 2 | 0 | 1 | 4 |
| vs. Notre Dame | 25 | 0-6 | .000 | 0-1 | .000 | 4-6 | .667 | 2-1-3 | 0 | 0 | 1 | 0 | 4 |

SEASON & CAREER HIGHS

Points

Season 12 vs. DePaul (12/7/05)

Career 19 at Southern Miss (2/13/05)

Rebounds

Season 7 vs. DePaul (12/7/05)

Career 12 vs. Jacksonville (12/4/02)

Field Goals

Season 6 vs. DePaul (12/7/05)

Career 9 at Southern Miss (2/13/05)

Field Goal Attempts

Season 10 two times

Career 13 vs. Florida (12/2/03)

3-Point Field Goals

Season 0

Career 0

3-Point Field Goal Attempts

Season 1 two times

Career 1 three times

Free Throws

Season 4 vs. Notre Dame (3/4/06)

Career 5 two times

Free Throw Attempts

Season 6 vs. Notre Dame (3/4/06)

Career 9 vs. Florida (12/2/03)

Assists

Season 3 vs. Michigan State (12/10/05)

Career 3 vs. Michigan State (12/10/05)

Steals

Season 3 at Louisville (2/21/06)

Career 3 two times

Blocked Shots

Season 1 four times

Career 3 three times

Minutes

Season 43 vs. DePaul (12/7/05)

Career 43 vs. DePaul (12/7/05)

CAREER STATISTICS

| Year | G-GS | Min | FG-A | Pct | 3FG-A | Pct | FT-A | Pct | O-D | Reb | Avg | PF | DQ | Ast | TO | Bik | Stl | TP | Avg |
|--------|--------|------|---------|------|-------|------|--------|------|--------|-----|-----|-----|----|-----|-----|-----|-----|-----|-----|
| 02-03 | 27-6 | 255 | 25-68 | .368 | 0-1 | .000 | 10-16 | .625 | 21-51 | 72 | 2.7 | 48 | 3 | 3 | 37 | 7 | 10 | 60 | 2.2 |
| 03-04 | 28-3 | 409 | 54-135 | .400 | 0-0 | .000 | 28-52 | .538 | 23-51 | 74 | 2.6 | 61 | 3 | 2 | 40 | 11 | 9 | 136 | 4.9 |
| 04-05 | 20-17 | 419 | 50-112 | .446 | 0-0 | .000 | 8-15 | .533 | 18-29 | 47 | 2.4 | 51 | 0 | 6 | 17 | 19 | 15 | 108 | 5.4 |
| 05-06 | 29-14 | 495 | 39-118 | .331 | 0-2 | .000 | 18-29 | .621 | 30-41 | 71 | 2.4 | 53 | 1 | 9 | 28 | 4 | 18 | 96 | 3.3 |
| Totals | 104-40 | 1578 | 168-433 | .388 | 0-3 | .000 | 64-112 | .571 | 92-172 | 264 | 2.5 | 213 | 7 | 20 | 122 | 41 | 52 | 400 | 3.8 |

CONFERENCE STATISTICS (2002-05 Conference USA Stats)


| Year | G-GS | Min | FG-A | Pct | 3FG-A | Pct | FT-A | Pct | O-D | Reb | Avg | PF | DQ | Ast | TO | Bik | Stl | TP | Avg |
|--------|-------|-----|---------|------|-------|------|-------|------|-------|-----|-----|-----|----|-----|----|-----|-----|-----|-----|
| 02-03 | 14-3 | 166 | 20-44 | .455 | 0-0 | .000 | 4-7 | .571 | 13-26 | 39 | 2.8 | 36 | 3 | 2 | 23 | 2 | 6 | 44 | 3.1 |
| 03-04 | 14-0 | 193 | 26-55 | .473 | 0-0 | .000 | 15-28 | .536 | 12-19 | 31 | 2.2 | 26 | 0 | 1 | 11 | 6 | 5 | 67 | 4.8 |
| 04-05 | 14-12 | 305 | 36-76 | .474 | 0-0 | .000 | 3-9 | .333 | 16-18 | 34 | 2.4 | 37 | 0 | 6 | 12 | 14 | 10 | 75 | 5.4 |
| 05-06 | 16-10 | 249 | 24-58 | .414 | 0-0 | .000 | 9-15 | .600 | 16-21 | 37 | 2.3 | 29 | 0 | 4 | 16 | 1 | 9 | 57 | 3.6 |
| Totals | 58-25 | 913 | 106-233 | .455 | 0-0 | .000 | 31-59 | .525 | 57-84 | 141 | 2.4 | 128 | 3 | 13 | 62 | 23 | 30 | 243 | 4.2 |

POST SEASON STATISTICS

| Year | G-GS | Min | FG-A | Pct | 3FG-A | Pct | FT-A | Pct | O-D | Reb | Avg | PF | DQ | Ast | TO | Bik | Stl | TP | Avg |
|----------|------|-----|-------|------|-------|------|------|------|------|-----|-----|----|----|-----|----|-----|-----|----|-----|
| C-USA | 3-2 | 51 | 3-12 | .250 | 0-0 | .000 | 4-5 | .800 | 0-4 | 4 | 1.3 | 5 | 0 | 0 | 4 | 1 | 3 | 10 | 3.3 |
| BIG EAST | 1-1 | 25 | 0-6 | .000 | 0-1 | .000 | 4-6 | .667 | 2-1 | 3 | 3.0 | 3 | 0 | 0 | 0 | 1 | 0 | 4 | 4.0 |
| WNIT | 3-2 | 62 | 10-24 | .417 | 0-0 | .000 | 1-3 | .333 | 3-10 | 13 | 4.3 | 10 | 1 | 0 | 4 | 5 | 2 | 21 | 7.0 |
| Totals | 7-5 | 225 | 13-42 | .309 | 0-1 | .000 | 9-14 | .642 | 5-15 | 20 | 2.8 | 1 | 0 | 8 | 7 | 7 | 5 | 35 | 5.0 |



BOXSCORES & STATS



Senior center
Sharon Cambridge

USF Basketball News & Notes • Boxscores

USF at NCAA Tournament Bridgeport Regional 1st & 2nd Round • Norfolk, VA • March 19-21, 2006

GAME 1 USF 74, UT-Arlington 50 Nov. 19, 2005 • Tampa, FL (258)

USF (1-0)

| Player | FG | 3FG | FT | R | F | P | A | T | B | S | M |
|---------------|--------------|------------|--------------|-----------|-----------|-----------|-----------|-----------|----------|-----------|------------|
| Parsons-F | 4-10 | 0-0 | 1-4 | 8 | 1 | 9 | 4 | 1 | 0 | 0 | 34 |
| Dickson-F | 7-15 | 1-1 | 4-6 | 9 | 3 | 19 | 2 | 0 | 0 | 2 | 38 |
| Miller-C | 7-11 | 0-0 | 4-4 | 10 | 2 | 18 | 1 | 1 | 3 | 1 | 27 |
| Sheats-G | 2-6 | 0-0 | 6-7 | 4 | 0 | 10 | 5 | 5 | 1 | 8 | 35 |
| Grace-G | 3-6 | 0-2 | 1-1 | 0 | 0 | 7 | 3 | 1 | 1 | 0 | 32 |
| Jackson | 0-2 | 0-2 | 0-0 | 2 | 2 | 0 | 0 | 0 | 0 | 0 | 11 |
| Okpaleke | 1-1 | 0-0 | 1-3 | 1 | 0 | 3 | 0 | 2 | 0 | 1 | 9 |
| Cambridge | 4-7 | 0-0 | 0-0 | 1 | 3 | 8 | 0 | 0 | 0 | 1 | 14 |
| Totals | 28-58 | 1-5 | 17-25 | 39 | 11 | 74 | 15 | 10 | 5 | 13 | 200 |

Texas-Arlington (0-1)

| Player | FG | 3FG | FT | R | F | P | A | T | B | S | M |
|---------------|--------------|------------|-------------|-----------|-----------|-----------|----------|-----------|----------|----------|------------|
| Thompson-F | 1-7 | 0-1 | 1-2 | 2 | 1 | 3 | 0 | 2 | 0 | 1 | 24 |
| Abanobi-F | 0-0 | 0-0 | 0-0 | 0 | 1 | 0 | 0 | 0 | 0 | 0 | 2 |
| Bobb-C | 3-10 | 0-0 | 1-2 | 5 | 3 | 7 | 0 | 3 | 0 | 1 | 26 |
| Wallace-G | 6-15 | 0-4 | 0-0 | 3 | 0 | 12 | 2 | 4 | 2 | 2 | 28 |
| Lane-G | 2-7 | 0-0 | 1-4 | 8 | 4 | 5 | 1 | 2 | 0 | 0 | 19 |
| Buxkemper | 2-3 | 2-3 | 0-0 | 6 | 3 | 6 | 1 | 2 | 0 | 0 | 31 |
| Dudley | 0-0 | 0-0 | 0-0 | 2 | 1 | 0 | 0 | 0 | 1 | 0 | 7 |
| Crawford | 0-2 | 0-0 | 0-0 | 0 | 0 | 0 | 1 | 1 | 0 | 0 | 8 |
| Cole | 3-6 | 1-1 | 0-0 | 1 | 2 | 7 | 0 | 0 | 0 | 1 | 22 |
| Dixon | 3-4 | 0-0 | 3-4 | 3 | 1 | 9 | 0 | 2 | 0 | 1 | 20 |
| White | 0-1 | 0-0 | 1-2 | 1 | 0 | 1 | 1 | 1 | 0 | 0 | 4 |
| Champion | 0-0 | 0-0 | 0-0 | 1 | 0 | 0 | 0 | 1 | 0 | 0 | 8 |
| Totals | 20-55 | 3-9 | 7-14 | 35 | 16 | 50 | 6 | 18 | 3 | 6 | 200 |

FG% 3PT% FT%

USF 48.3 20.0 68.0
UT-Arlington 36.4 33.3 50.0

Halftime: USF 37, UT-Arlington 23

Officials: JoAnne Aldrich, Ed Sidlasky, Ron Ledington
Technical: None

USF vs. UT-Arlington Post Game Notes

• USF won its third straight season opening game and its fourth in the past five years ... The Bulls also raised its record to 20-14 in season openers.

• USF head coach Jose Fernandez improves his record in season opening games to 4-2.

• All-America candidate Jessica Dickson's 19 points marks her 52nd double figure game in 62 collegiate games ... In addition she has started in 62 consecutive games since arriving at USF as a freshman.

• Nalini Miller's 18-point, 10-rebound double-double was the 10th of her career and the first since a 23-point, 15-rebound effort against High Point on Dec. 18, 2004 - also the first day of the Image Depot Shootout.

• Miller's three rejections move her into a tie for second on USF's career blocked shots list joining Wanda Guyton (1985, 87-89) with 77.

• Freshman Shantia Grace got her first career start today; in her first collegiate game ... Grace scored seven points and had three assists in 32 minutes.

GAME 2 USF 78, UT-Martin 44 Nov. 20, 2005 • Tampa, FL (323)

USF (2-0)

| Player | FG | 3FG | FT | R | F | P | A | T | B | S | M |
|---------------|--------------|-------------|------------|-----------|-----------|-----------|-----------|-----------|-----------|-----------|------------|
| Parsons-F | 5-8 | 0-0 | 2-2 | 6 | 1 | 12 | 5 | 2 | 2 | 4 | 29 |
| Dickson-F | 10-15 | 3-6 | 0-0 | 7 | 4 | 23 | 2 | 1 | 1 | 1 | 26 |
| Miller-C | 3-10 | 0-0 | 1-2 | 5 | 2 | 7 | 1 | 2 | 7 | 5 | 22 |
| Sheats-G | 5-7 | 0-0 | 0-1 | 3 | 2 | 10 | 1 | 0 | 1 | 24 | |
| Grace-G | 1-4 | 0-2 | 2-2 | 2 | 1 | 4 | 6 | 3 | 1 | 1 | 29 |
| Jackson | 5-11 | 5-11 | 0-0 | 2 | 1 | 15 | 1 | 3 | 0 | 1 | 26 |
| Okpaleke | 1-2 | 1-1 | 2-2 | 5 | 5 | 5 | 2 | 1 | 3 | 2 | 16 |
| Dowdell | 0-0 | 0-0 | 0-0 | 0 | 1 | 0 | 0 | 0 | 0 | 0 | 3 |
| Cambridge | 1-6 | 0-0 | 0-0 | 5 | 1 | 2 | 1 | 1 | 1 | 2 | 25 |
| Totals | 31-63 | 9-20 | 7-9 | 39 | 18 | 78 | 19 | 14 | 15 | 17 | 200 |

Tennessee-Martin (0-2)

| Player | FG | 3FG | FT | R | F | P | A | T | B | S | M |
|---------------|--------------|------------|--------------|-----------|-----------|-----------|-----------|-----------|----------|----------|------------|
| Jackson-F | 3-8 | 0-0 | 7-9 | 6 | 2 | 13 | 3 | 0 | 0 | 0 | 34 |
| Willingham-F | 5-11 | 0-0 | 5-7 | 6 | 0 | 15 | 1 | 5 | 0 | 0 | 32 |
| Fuller-G | 2-5 | 0-0 | 2-2 | 1 | 2 | 6 | 0 | 3 | 0 | 0 | 18 |
| Bonner-G | 2-7 | 0-1 | 0-0 | 3 | 2 | 4 | 1 | 5 | 0 | 3 | 24 |
| Robinson-G | 2-11 | 0-0 | 0-0 | 6 | 0 | 4 | 3 | 4 | 0 | 0 | 34 |
| Cox | 1-3 | 0-1 | 0-1 | 2 | 1 | 2 | 1 | 3 | 0 | 0 | 23 |
| Mitchell | 0-0 | 0-0 | 0-0 | 1 | 1 | 0 | 0 | 0 | 0 | 0 | 12 |
| Johnson | 0-0 | 0-0 | 0-0 | 1 | 0 | 0 | 1 | 1 | 0 | 0 | 11 |
| Harris | 0-3 | 0-0 | 0-0 | 0 | 2 | 0 | 0 | 2 | 0 | 0 | 11 |
| Totals | 15-48 | 0-2 | 14-19 | 31 | 10 | 44 | 10 | 23 | 0 | 3 | 200 |

FG% 3PT% FT%

USF 31.3 0.0 73.7
UT-Martin 49.2 45.0 77.8

Halftime: USF 44, UT-Martin 22

Officials: JoAnne Aldrich, Ron Ledington, Ed Sidlasky
Technical: None

USF vs. UT-Martin Post Game Notes

• Jessica Dickson earned MVP of the Image Depot Shootout averaging 20.5 points per game ... Dickson tallied 23 points in the win ... Nalini Miller, and Ezria Parsons joined her on the all-tournament team.

• The Bulls' 49.2 percent from the field marks the second straight game that USF has hit for better than 48 percent from the field ... They shot 48.3 percent from the floor against Texas-Arlington in the season opener on Nov. 19.

• Nalini Miller moved into sole possession of second place on USF's career blocked shot list finishing the game with 84 ... She surpassed Wanda Guyton (1985, 87-89) who finished her career with 77.

• Miller also established a single game career high with seven blocks ... That total is also second on the individual single game list.

• Jessica Jackson had a career day in her second collegiate outing ... She tallied 15 points on 5-11 shooting from the field - all behind the three-point arc.

• USF, with just three people on the bench, outscored the Skyhawks' reserves 22-2.

GAME 3 USF 98, Jacksonville 60 Nov. 23, 2005 • Tampa, FL (293)

USF (3-0)

| Player | FG | 3FG | FT | R | F | P | A | T | B | S | M |
|---------------|--------------|-------------|--------------|-----------|-----------|-----------|-----------|-----------|----------|-----------|------------|
| Parsons-F | 4-9 | 0-1 | 2-4 | 8 | 1 | 10 | 4 | 1 | 1 | 0 | 29 |
| Okpaleke-F | 4-6 | 0-1 | 2-2 | 4 | 1 | 10 | 1 | 0 | 1 | 0 | 16 |
| Dickson-F | 6-14 | 2-6 | 6-6 | 5 | 1 | 20 | 6 | 2 | 1 | 1 | 30 |
| Miller-C | 8-9 | 0-0 | 5-9 | 7 | 2 | 21 | 1 | 2 | 3 | 2 | 24 |
| Sheats-G | 2-3 | 0-0 | 5-7 | 3 | 3 | 9 | 3 | 2 | 2 | 6 | 18 |
| Grace | 4-7 | 1-4 | 3-3 | 3 | 2 | 12 | 6 | 1 | 1 | 1 | 29 |
| Jackson | 3-6 | 3-5 | 1-3 | 0 | 2 | 10 | 2 | 1 | 0 | 0 | 23 |
| Dowdell | 0-2 | 0-0 | 0-0 | 2 | 1 | 0 | 0 | 2 | 0 | 1 | 9 |
| Cambridge | 3-6 | 0-0 | 0-0 | 3 | 5 | 6 | 0 | 3 | 0 | 1 | 22 |
| Totals | 34-62 | 6-17 | 24-34 | 36 | 18 | 98 | 23 | 14 | 9 | 12 | 200 |

Jacksonville (0-3)

| Player | FG | 3FG | FT | R | F | P | A | T | B | S | M |
|---------------|--------------|------------|-------------|-----------|-----------|-----------|-----------|-----------|----------|----------|------------|
| Ford-F | 0-2 | 0-0 | 1-1 | 1 | 5 | 1 | 1 | 2 | 0 | 0 | 23 |
| Robinson-F | 1-3 | 0-0 | 1-2 | 4 | 5 | 3 | 0 | 3 | 0 | 0 | 15 |
| Alford-G | 0-2 | 0-1 | 0-0 | 1 | 1 | 0 | 2 | 3 | 0 | 0 | 16 |
| Carpenter-G | 5-14 | 0-0 | 2-2 | 6 | 1 | 12 | 6 | 7 | 0 | 1 | 30 |
| Omoite-G | 1-6 | 1-3 | 0-0 | 3 | 3 | 3 | 1 | 6 | 0 | 1 | 34 |
| Hamilton | 2-7 | 0-1 | 0-0 | 2 | 4 | 4 | 1 | 2 | 0 | 0 | 22 |
| Williams | 12-14 | 0-0 | 3-4 | 9 | 3 | 27 | 0 | 3 | 1 | 4 | 35 |
| Davis | 0-1 | 0-1 | 0-0 | 0 | 1 | 0 | 1 | 0 | 0 | 0 | 3 |
| Gregoire | 4-5 | 2-2 | 0-1 | 3 | 1 | 10 | 2 | 3 | 1 | 1 | 22 |
| Totals | 25-54 | 3-8 | 7-10 | 32 | 24 | 60 | 14 | 29 | 2 | 7 | 200 |

FG% 3PT% FT%

USF 54.8 35.3 70.6
Jacksonville 46.3 37.5 70.0

Halftime: USF 53, Jacksonville 32

Officials: June Couter, Louie Gonzalez, Ken Drayton
Technical: None

USF vs. Jacksonville Post Game Notes

• The Bulls placed six of the nine players who saw action in double figures.

• USF shot a blistering 54.8 percent (34-62) from the field in the win.

• The Bulls recorded 36 points off 29 Jacksonville turnovers as opposed to six Dolphin points off 14 USF miscues.

• Jessica Dickson had her second straight 20-point game and the 25th of her career ... She had 23 points against Tennessee-Martin on Nov. 20.

• Dickson was also in double figures for the 18th straight game dating back to last year.

• Nalini Miller has had a blocked shot in every game this year ... She finished the Jacksonville game with three ... She has 13 on the season and raises her career total to 87, good enough for sole possession of second on the schools career list.

• Nalini Miller's season high 21 points was her fifth 20-point game of her career, and the first since a 23-point effort against High Point on Dec. 18, 2004.



USF Basketball News & Notes • Boxscores

USF at NCAA Tournament Bridgeport Regional 1st & 2nd Round • Norfolk, VA • March 19-21, 2006

GAME 4

USF 66, UMBC 56

Nov. 26, 2005 • Tampa, FL (253)

USF (4-0)

| Player | FG | 3FG | FT | R | F | P | A | T | B | S | M |
|---------------|--------------|-------------|--------------|-----------|-----------|-----------|-----------|-----------|----------|-----------|------------|
| Parsons-F | 5-9 | 0-0 | 1-1 | 10 | 2 | 11 | 3 | 2 | 1 | 2 | 40 |
| Dickson-F | 12-30 | 4-11 | 5-5 | 10 | 2 | 33 | 1 | 2 | 1 | 1 | 40 |
| Miller-C | 6-13 | 0-0 | 3-5 | 6 | 3 | 15 | 1 | 4 | 2 | 5 | 33 |
| Sheats-G | 0-0 | 0-0 | 0-0 | 0 | 1 | 0 | 0 | 0 | 0 | 0 | 3 |
| Grace-G | 2-7 | 0-3 | 1-3 | 7 | 0 | 5 | 7 | 3 | 1 | 2 | 40 |
| Jackson | 0-4 | 0-4 | 0-0 | 2 | 2 | 0 | 1 | 1 | 0 | 0 | 15 |
| Okpaleke | 0-0 | 0-0 | 0-0 | 0 | 1 | 0 | 0 | 1 | 0 | 1 | 6 |
| Cambridge | 1-6 | 0-0 | 0-0 | 4 | 2 | 2 | 0 | 2 | 0 | 0 | 23 |
| Totals | 26-69 | 4-18 | 10-14 | 43 | 13 | 66 | 13 | 15 | 5 | 11 | 200 |

UMBC (2-1)

| Player | FG | 3FG | FT | R | F | P | A | T | B | S | M |
|---------------|--------------|-------------|-------------|-----------|-----------|-----------|-----------|-----------|----------|----------|------------|
| Rohde-F | 5-8 | 2-2 | 0-0 | 6 | 4 | 12 | 2 | 4 | 0 | 0 | 30 |
| Voss-F | 1-3 | 0-1 | 0-0 | 2 | 0 | 2 | 1 | 1 | 0 | 1 | 23 |
| Robinson-C | 5-10 | 1-1 | 1-2 | 6 | 2 | 12 | 4 | 1 | 1 | 0 | 27 |
| Hughes-G | 5-11 | 1-2 | 4-6 | 2 | 2 | 15 | 7 | 6 | 0 | 2 | 36 |
| Pender-G | 3-12 | 0-4 | 4-6 | 6 | 1 | 10 | 1 | 2 | 0 | 0 | 31 |
| Hunt | 0-0 | 0-0 | 0-0 | 0 | 1 | 0 | 0 | 2 | 0 | 0 | 4 |
| Drabyn | 1-2 | 0-1 | 0-0 | 0 | 0 | 2 | 0 | 2 | 0 | 0 | 9 |
| Butler | 0-0 | 0-0 | 0-0 | 1 | 2 | 0 | 1 | 1 | 0 | 0 | 13 |
| Luttrell | 0-0 | 0-0 | 0-0 | 0 | 1 | 0 | 0 | 0 | 0 | 0 | 9 |
| Hatten | 1-2 | 1-1 | 0-0 | 0 | 0 | 3 | 0 | 2 | 0 | 1 | 8 |
| Dixon | 0-1 | 0-0 | 0-0 | 3 | 2 | 0 | 0 | 0 | 0 | 1 | 8 |
| Totals | 21-49 | 5-12 | 9-14 | 34 | 16 | 58 | 16 | 21 | 1 | 5 | 200 |

| | FG% | 3PT% | FT% |
|------|------|------|------|
| USF | 37.7 | 22.2 | 71.4 |
| UMBC | 42.9 | 41.7 | 64.3 |

Halftime: USF 29, UMBC 28

Officials: Nan Sisk, Margaret Gadaleta, Daryl Humphrey

Technical: None

USF vs. UMBC Post Game Notes

- USF's win over UMBC in the Sun Dome is its seventh straight win on its home floor dating back to the 2004-05 season.

- Jessica Dickson's 33 points marked her third 30-point game of her career and the first since Feb. 26, 2005 when she tallied 34 against UAB ... It was her third consecutive game of 20 or more points this season.

- Dickson has hit 14 straight free throws since the season opener ... She was 5-5 against the Retrievers, 6-6 against Jacksonville on Nov. 23, and hit her last three shots from the charity stripe against Texas-Arlington in the season opener on Nov. 19.

- Dickson's 33-point, 10-rebound double-double is her first double-double since an 18-point, 11-rebound effort against Saint Louis on Jan. 21, 2005 ... It was also her fourth career double-double.

- Nalini Miller's 15 points marks the second straight time this year that she had double figures, and the third time this year.

- Ezria Parsons' 11 points is her third straight double figure scoring game of the year.

GAME 5

USF 83, Robert Morris 58

Nov. 27, 2005 • Tampa, FL (302)

USF (5-0)

| Player | FG | 3FG | FT | R | F | P | A | T | B | S | M |
|---------------|--------------|-------------|--------------|-----------|-----------|-----------|-----------|-----------|----------|----------|------------|
| Parsons-F | 4-10 | 0-0 | 1-2 | 13 | 1 | 9 | 4 | 4 | 0 | 1 | 38 |
| Cambridge-F | 3-7 | 0-0 | 0-0 | 2 | 2 | 6 | 1 | 0 | 0 | 0 | 28 |
| Miller-C | 6-11 | 0-0 | 3-6 | 13 | 2 | 15 | 1 | 4 | 2 | 1 | 32 |
| Grace-G | 2-4 | 2-4 | 0-0 | 0 | 3 | 6 | 3 | 1 | 0 | 1 | 18 |
| Dickson-G | 10-17 | 2-3 | 10-11 | 6 | 2 | 32 | 2 | 0 | 1 | 1 | 36 |
| Jackson | 3-6 | 3-6 | 2-4 | 4 | 4 | 11 | 5 | 0 | 0 | 0 | 27 |
| Okpaleke | 1-5 | 0-0 | 0-0 | 4 | 4 | 2 | 1 | 2 | 1 | 1 | 14 |
| Hunt | 0-0 | 0-0 | 0-0 | 0 | 1 | 0 | 1 | 1 | 0 | 0 | 3 |
| Dowdell | 1-1 | 0-0 | 0-0 | 2 | 0 | 2 | 0 | 0 | 0 | 0 | 4 |
| Totals | 30-61 | 7-13 | 16-23 | 45 | 19 | 83 | 18 | 12 | 4 | 5 | 200 |

Robert Morris (2-1)

| Player | FG | 3FG | FT | R | F | P | A | T | B | S | M |
|---------------|--------------|-------------|--------------|-----------|-----------|-----------|----------|-----------|----------|----------|------------|
| Parsons-F | 1-5 | 0-3 | 1-2 | 0 | 1 | 3 | 2 | 1 | 0 | 0 | 16 |
| Butler-F | 5-10 | 1-2 | 6-7 | 5 | 1 | 17 | 1 | 0 | 0 | 1 | 38 |
| Cooley-C | 0-3 | 0-0 | 1-2 | 6 | 4 | 1 | 0 | 0 | 0 | 1 | 30 |
| Alston-G | 3-6 | 0-1 | 1-2 | 3 | 0 | 7 | 1 | 2 | 0 | 1 | 24 |
| Ahmed-G | 3-6 | 0-0 | 3-7 | 5 | 3 | 9 | 3 | 5 | 0 | 0 | 36 |
| Harris | 0-0 | 0-0 | 0-0 | 0 | 0 | 0 | 0 | 0 | 0 | 1 | 5 |
| Perry | 3-6 | 0-1 | 4-6 | 0 | 3 | 10 | 0 | 2 | 0 | 0 | 14 |
| Williams | 0-2 | 0-1 | 3-4 | 0 | 1 | 3 | 0 | 0 | 0 | 0 | 4 |
| Burkett | 1-2 | 0-1 | 0-0 | 2 | 1 | 2 | 0 | 0 | 0 | 0 | 7 |
| Mull | 0-1 | 0-0 | 0-0 | 0 | 0 | 0 | 0 | 0 | 0 | 0 | 2 |
| Summerville | 2-5 | 2-2 | 0-0 | 0 | 2 | 6 | 0 | 3 | 0 | 0 | 14 |
| Ayilola | 0-2 | 0-0 | 0-0 | 5 | 4 | 0 | 0 | 1 | 0 | 0 | 10 |
| Totals | 18-48 | 3-11 | 19-30 | 30 | 20 | 58 | 7 | 14 | 0 | 4 | 200 |

| | FG% | 3PT% | FT% |
|---------------|------|------|------|
| USF | 49.2 | 53.8 | 69.6 |
| Robert Morris | 37.5 | 27.3 | 63.3 |

Halftime: USF 45, Robert Morris 32

Officials: Jennifer Rezac, Kathy Lonergan, Rachelle Jones

Technical: None

USF vs. Robert Morris Post Game Notes

- USF's 5-0 start is the best five-game start since the 2001-02 season when the Bulls went 7-0 to start the season.

- USF's win over Robert Morris in the Sun Dome is its eighth straight win on its home floor dating back to last year ... In addition the Bulls are 19-2 on their home turf since the beginning of the 2004-05 season and 23-2 since defeating No. 18 TCU, 89-84, in double overtime on Feb. 2, 2004.

- Sharon Cambridge got her first start of the season.

- Rachael Sheats out with a right knee injury missed just her second game of her career Sunday ... In addition she had her 58-game consecutive games played streak snapped ... It was the first game she missed since Dec. 14, 2003 against Florida State.

GAME 6

No. 7/8 North Carolina 71, USF 47

Dec. 2, 2005 • Chapel Hill, NC (1,339)

USF (5-1)

| Player | FG | 3FG | FT | R | F | P | A | T | B | S | M |
|---------------|--------------|-------------|-------------|-----------|-----------|-----------|----------|-----------|----------|----------|------------|
| Parsons-F | 2-7 | 0-0 | 1-4 | 5 | 4 | 5 | 2 | 6 | 0 | 0 | 37 |
| Dickson-F | 7-21 | 2-7 | 2-3 | 10 | 4 | 18 | 0 | 4 | 0 | 0 | 39 |
| Miller-C | 0-5 | 0-0 | 2-7 | 9 | 4 | 2 | 0 | 2 | 1 | 0 | 32 |
| Grace-G | 6-14 | 0-4 | 2-5 | 5 | 2 | 14 | 3 | 4 | 0 | 3 | 34 |
| Cambridge-F | 2-4 | 0-0 | 0-2 | 4 | 1 | 4 | 0 | 1 | 0 | 2 | 24 |
| Jackson | 0-1 | 0-1 | 0-0 | 1 | 0 | 0 | 0 | 1 | 0 | 0 | 9 |
| Okpaleke | 2-3 | 0-1 | 0-0 | 6 | 3 | 4 | 0 | 1 | 0 | 2 | 25 |
| Totals | 19-55 | 2-13 | 7-21 | 42 | 18 | 47 | 5 | 19 | 1 | 7 | 200 |

No. 7/8 North Carolina (7-0)

| Player | FG | 3FG | FT | R | F | P | A | T | B | S | M |
|---------------|--------------|-------------|--------------|-----------|-----------|-----------|-----------|-----------|----------|----------|------------|
| Larkins-F | 5-9 | 0-0 | 1-2 | 7 | 1 | 11 | 2 | 1 | 0 | 1 | 28 |
| Little-F | 1-6 | 0-0 | 2-4 | 6 | 3 | 4 | 2 | 1 | 0 | 2 | 22 |
| Atkinson-C | 2-5 | 1-2 | 4-4 | 10 | 5 | 9 | 2 | 1 | 0 | 1 | 27 |
| Latta-G | 6-11 | 3-6 | 1-2 | 0 | 2 | 16 | 9 | 1 | 0 | 2 | 30 |
| Sell-G | 1-3 | 1-3 | 0-0 | 0 | 2 | 3 | 0 | 1 | 0 | 0 | 13 |
| Nelms | 1-1 | 1-1 | 0-0 | 0 | 0 | 3 | 1 | 0 | 0 | 0 | 6 |
| Miller | 0-2 | 0-2 | 3-4 | 1 | 1 | 3 | 1 | 2 | 0 | 0 | 15 |
| Claytor | 0-2 | 0-1 | 0-0 | 1 | 1 | 0 | 1 | 0 | 0 | 1 | 7 |
| Dewitt | 3-4 | 0-0 | 0-0 | 4 | 2 | 6 | 2 | 1 | 0 | 0 | 9 |
| McFarland | 1-4 | 0-0 | 0-1 | 2 | 0 | 2 | 0 | 1 | 0 | 0 | 8 |
| Austin | 0-0 | 0-0 | 0-0 | 0 | 0 | 0 | 0 | 0 | 0 | 0 | 2 |
| Pringle | 0-0 | 0-0 | 0-0 | 4 | 2 | 0 | 0 | 1 | 1 | 0 | 11 |
| McCants | 5-14 | 3-9 | 1-2 | 7 | 2 | 14 | 1 | 1 | 0 | 1 | 20 |
| Wood | 0-0 | 0-0 | 0-0 | 0 | 0 | 0 | 0 | 0 | 0 | 0 | 2 |
| Totals | 25-61 | 9-24 | 12-19 | 46 | 21 | 71 | 21 | 11 | 1 | 8 | 200 |

| | FG% | 3PT% | FT% |
|----------------|------|------|------|
| USF | 34.5 | 15.4 | 33.3 |
| North Carolina | 41.0 | 37.5 | 63.2 |

Halftime: North Carolina 32, USF 17

Officials: Eric Brewton, William Franklin, Mark Hardcastle

Technical: None

USF vs. North Carolina Post Game Notes

- The game was the first of three straight games that the Bulls will play against Top 25 team's.

- USF went scoreless from the 17:09 mark to the 7:12 mark of the first half ... The drought was broken by a Nalini Miller free throw ... The Bulls' first field goal during that span was at 3:40 by ChiChi Okpaleke.

- USF's 47 points was its lowest point total since the Bulls netted 41 in a 67-41 loss at Marquette on Jan. 28, 2005.

- The 24-point loss was the largest since the Bulls' 26-point setback to Marquette (67-41) on Jan. 28, 2005.

- Jessica Dickson's 18-point, 10-rebound double-double was the second double-double of the season - and the second in her last three games - and the fifth of her career.

- Shantia Grace's 14 points was a career high.

- The Bulls' 34.4 percent (19-55) was the lowest of the season and the lowest since hitting 31 percent (22-71) on March 4, 2005 against TCU.

USF Basketball News & Notes • Boxscores

USF at NCAA Tournament Bridgeport Regional 1st & 2nd Round • Norfolk, VA • March 19-21, 2006

GAME 7 USF 79, No. 11/13 DePaul 77 (ot) Dec. 7, 2005 • Tampa, FL (482)

USF (6-1, 1-0 BIG EAST)

| Player | FG | 3FG | FT | R | F | P | A | T | B | S | M |
|---------------|--------------|-------------|--------------|-----------|-----------|-----------|-----------|-----------|----------|-----------|------------|
| Parsons-F | 6-12 | 0-0 | 0-0 | 11 | 2 | 12 | 5 | 3 | 2 | 3 | 44 |
| Dickson-F | 11-19 | 4-9 | 9-10 | 6 | 2 | 35 | 2 | 2 | 0 | 1 | 45 |
| Cambridge-F | 6-10 | 0-0 | 0-0 | 7 | 4 | 12 | 0 | 2 | 0 | 2 | 43 |
| Miller-C | 3-10 | 0-0 | 1-5 | 6 | 5 | 7 | 0 | 3 | 2 | 1 | 36 |
| Grace-G | 5-15 | 0-2 | 1-2 | 1 | 1 | 11 | 10 | 2 | 0 | 2 | 45 |
| Okpaleke | 1-1 | 0-0 | 0-0 | 3 | 0 | 2 | 0 | 1 | 0 | 1 | 12 |
| Totals | 32-67 | 4-11 | 11-17 | 35 | 14 | 79 | 17 | 13 | 4 | 10 | 225 |

No. 11/13 DePaul (7-1, 0-1 BIG EAST)

| Player | FG | 3FG | FT | R | F | P | A | T | B | S | M |
|---------------|--------------|-------------|------------|-----------|-----------|-----------|-----------|-----------|----------|----------|------------|
| Carney, E.-F | 4-7 | 0-0 | 1-2 | 7 | 2 | 9 | 3 | 0 | 1 | 1 | 37 |
| Smith, K.-F | 8-10 | 0-1 | 1-1 | 7 | 5 | 17 | 3 | 4 | 0 | 1 | 27 |
| Rubino-G | 8-20 | 3-7 | 0-0 | 5 | 4 | 19 | 4 | 3 | 1 | 1 | 39 |
| Quigley-G | 6-16 | 2-7 | 1-2 | 1 | 2 | 15 | 4 | 3 | 1 | 1 | 30 |
| Towers-G | 0-1 | 0-1 | 0-0 | 1 | 3 | 0 | 9 | 4 | 1 | 0 | 34 |
| Mitidiero | 0-1 | 0-1 | 0-0 | 1 | 0 | 0 | 1 | 2 | 0 | 0 | 6 |
| Cattell | 0-0 | 0-0 | 0-0 | 1 | 0 | 0 | 0 | 0 | 0 | 0 | 4 |
| Carney, R. | 0-0 | 0-0 | 0-0 | 0 | 0 | 0 | 0 | 0 | 0 | 0 | 1 |
| Johnson | 0-1 | 0-1 | 0-0 | 0 | 0 | 0 | 0 | 1 | 0 | 1 | 3 |
| Morrison | 1-2 | 0-0 | 0-0 | 2 | 2 | 2 | 1 | 2 | 0 | 0 | 9 |
| Smith, C. | 5-10 | 2-4 | 0-1 | 13 | 4 | 12 | 0 | 1 | 0 | 0 | 29 |
| Benton | 1-2 | 1-2 | 0-0 | 0 | 0 | 3 | 1 | 0 | 0 | 0 | 6 |
| Totals | 33-70 | 8-24 | 3-6 | 42 | 22 | 77 | 26 | 20 | 4 | 5 | 225 |

FG% 3PT% FT%

| | | | |
|--------|------|------|------|
| USF | 47.8 | 36.4 | 64.7 |
| DePaul | 47.1 | 33.3 | 50.0 |

Halftime: DePaul 33, USF 32

Officials: Denise Brooks-Clauser, Eric Brewton, Luis Gonzalez

Technical: None

USF vs. DePaul Post Game Notes

- USF's 79-77 win over No. 11/13 DePaul ... The win marks the highest ranked team that the Bulls have ever defeated ... The last Top 25 team that USF beat was an 89-84 double overtime win over No. 18 TCU on February 2, 2004.

- The game was USF's first overtime game since a 75-65 loss to No. 8 Connecticut on Dec. 1, 2004 at Gampel Pavilion ... That game was the first-ever women's basketball overtime game at Gampel.

- Of the six players that saw action for the Bulls, four - Jessica Dickson (45), Shantia Grace (45), Ezria Parsons (44), and Sharon Cambridge (43) - played 43-plus minutes ... Nalini Miller logged 36, before fouling out with 54 seconds left in regulation.

- Jessica Dickson, the nation's leading scorer, poured in a season high 35 points on 11-19 shooting from the field, including 4-9 from three-point range, and 10-11 from the free throw line.

- Ezria Parsons tied her season high with 12 points and grabbed 11 rebounds ... It was her second double-double of the season, and the sixth of her career.

- Shantia Grace recorded her first career double-double with 11 points and a career high 10 assists.

GAME 8 No. 13/15 Michigan State 81, USF 66 Dec. 10, 2005 • Tampa, FL (1182)

USF (6-2)

| Player | FG | 3FG | FT | R | F | P | A | T | B | S | M |
|---------------|--------------|-------------|--------------|-----------|-----------|-----------|-----------|-----------|----------|----------|------------|
| Parsons-F | 1-5 | 0-0 | 4-5 | 6 | 3 | 6 | 3 | 1 | 1 | 0 | 40 |
| Dickson-F | 10-22 | 3-10 | 2-2 | 5 | 1 | 25 | 2 | 3 | 2 | 1 | 40 |
| Cambridge-F | 0-6 | 0-0 | 1-2 | 5 | 3 | 1 | 3 | 3 | 0 | 2 | 39 |
| Miller-C | 8-11 | 0-0 | 0-0 | 6 | 5 | 16 | 2 | 4 | 0 | 1 | 36 |
| Grace-G | 3-9 | 3-7 | 4-6 | 0 | 4 | 13 | 4 | 4 | 1 | 0 | 35 |
| Jackson | 1-1 | 1-1 | 0-0 | 1 | 1 | 3 | 0 | 0 | 0 | 0 | 5 |
| Okpaleke | 1-3 | 0-0 | 0-0 | 1 | 3 | 2 | 0 | 0 | 0 | 0 | 5 |
| Totals | 24-57 | 7-18 | 11-15 | 27 | 20 | 66 | 14 | 15 | 4 | 4 | 200 |

No. 13/15 Michigan State (6-2)

| Player | FG | 3FG | FT | R | F | P | A | T | B | S | M |
|---------------|--------------|-------------|--------------|-----------|-----------|-----------|-----------|-----------|----------|----------|------------|
| Shimek-F | 9-11 | 0-0 | 10-11 | 8 | 1 | 28 | 0 | 1 | 0 | 0 | 37 |
| Hall-C | 1-3 | 0-0 | 0-0 | 2 | 3 | 2 | 1 | 3 | 1 | 0 | 21 |
| Bowen-G | 8-18 | 3-9 | 3-4 | 2 | 2 | 22 | 3 | 3 | 0 | 0 | 39 |
| Haynes-G | 3-6 | 1-1 | 4-5 | 5 | 1 | 11 | 7 | 1 | 0 | 1 | 33 |
| Lucas-Perry-G | 3-7 | 2-4 | 0-0 | 3 | 3 | 8 | 1 | 3 | 0 | 1 | 29 |
| Aitch | 0-0 | 0-0 | 0-0 | 0 | 0 | 0 | 0 | 0 | 0 | 0 | 0+ |
| Davidson | 0-0 | 0-0 | 0-0 | 1 | 0 | 0 | 0 | 0 | 0 | 0 | 0+ |
| Poff | 0-0 | 0-0 | 0-0 | 0 | 0 | 0 | 0 | 0 | 0 | 0 | 0+ |
| Jefferson | 3-3 | 0-0 | 0-0 | 1 | 3 | 6 | 0 | 2 | 0 | 1 | 8 |
| Dwyer | 0-0 | 0-0 | 0-0 | 1 | 0 | 0 | 3 | 0 | 0 | 0 | 13 |
| Shives | 0-0 | 0-0 | 0-0 | 2 | 0 | 0 | 0 | 1 | 0 | 0 | 6 |
| Grantham | 0-0 | 0-0 | 0-0 | 0 | 0 | 0 | 0 | 0 | 0 | 0 | 0+ |
| Bannister | 2-5 | 0-0 | 0-0 | 3 | 1 | 4 | 0 | 0 | 0 | 1 | 14 |
| Totals | 28-53 | 6-14 | 17-20 | 33 | 14 | 81 | 15 | 14 | 1 | 4 | 200 |

FG% 3PT% FT%

| | | | |
|--------------|------|------|------|
| USF | 42.1 | 38.9 | 73.3 |
| Michigan St. | 54.7 | 42.9 | 85.0 |

Halftime: Michigan State 38, USF 32

Officials: Dee Kanter, June Courteau, Ron Ledington

Technical: None

USF vs. Michigan State Post Game Notes

- USF's loss to Michigan State ends the Bulls' home winning streak at nine games dating back to last year ... It equals the longest home streak which was set twice previously.

- The Michigan State game ends a grueling three-game stretch - in eight days - for the Bulls against Top 25 team's ... It began with a 71-47 loss at No. 7/8 North Carolina ... USF would defeat No. 11/13 DePaul, 79-77, in both schools' BIG EAST opener ... The victory over the Blue Demons marks the highest ranked team that the Bulls have ever defeated.

- Jessica Dickson's 25 points marks the sixth-time this season that she has recorded 20-plus points, and the sixth time on the last eight games ... It is also the 29th time in 69 career games that she has tallied 20 or more points.

- Dickson and Ezria Parsons also played 40 minutes for the second straight game ... Dickson logged 45 minutes against No. 11/13 DePaul on Dec. 7 and Parsons 44 against the Blue Demons. Sharon Cambridge (39), Nalini Miller (36), and Shantia Grace (35), all recorded better than 35 minutes.

GAME 9 USF 121, UPR-Mayaguez 41 Dec. 19, 2005 • San Juan, Puerto Rico (170)

USF (7-2)

| Player | FG | 3FG | FT | R | F | P | A | T | B | S | M |
|---------------|--------------|--------------|--------------|-----------|-----------|------------|-----------|-----------|----------|-----------|------------|
| Parsons-F | 2-3 | 0-0 | 0-0 | 8 | 2 | 4 | 6 | 1 | 1 | 0 | 20 |
| Dickson-F | 8-12 | 1-3 | 0-0 | 5 | 1 | 17 | 5 | 0 | 0 | 0 | 22 |
| Miller-C | 6-7 | 0-0 | 0-0 | 7 | 0 | 12 | 0 | 1 | 2 | 3 | 21 |
| Grace-G | 7-9 | 5-5 | 0-1 | 5 | 3 | 19 | 14 | 5 | 0 | 7 | 32 |
| Jackson-G | 7-13 | 0-3 | 1-2 | 2 | 3 | 15 | 7 | 1 | 0 | 4 | 31 |
| Sheats | 1-3 | 0-0 | 0-0 | 2 | 0 | 2 | 1 | 1 | 0 | 0 | 7 |
| Okpaleke | 5-7 | 0-0 | 9-11 | 10 | 4 | 19 | 1 | 0 | 0 | 0 | 26 |
| Hunt | 6-7 | 4-5 | 1-2 | 2 | 1 | 17 | 1 | 1 | 0 | 1 | 20 |
| Dowdell | 6-9 | 0-0 | 4-5 | 6 | 1 | 16 | 0 | 1 | 1 | 0 | 19 |
| Totals | 48-70 | 10-16 | 15-21 | 49 | 15 | 121 | 35 | 11 | 4 | 15 | 200 |

UPR-Mayaguez (0-9)

| Player | FG | 3FG | FT | R | F | P | A | T | B | S | M |
|---------------|--------------|-------------|--------------|-----------|-----------|-----------|----------|-----------|----------|----------|------------|
| Santos-F | 4-14 | 0-2 | 3-4 | 4 | 4 | 11 | 0 | 4 | 0 | 2 | 33 |
| Varela-F | 1-5 | 0-1 | 0-0 | 0 | 1 | 2 | 0 | 2 | 0 | 0 | 27 |
| Perez-G | 3-8 | 0-4 | 0-0 | 1 | 0 | 6 | 0 | 5 | 0 | 0 | 24 |
| Emannuelli-G | 4-10 | 1-3 | 5-5 | 2 | 4 | 14 | 2 | 6 | 0 | 1 | 39 |
| Mass-G | 1-4 | 0-0 | 1-2 | 2 | 0 | 3 | 0 | 1 | 0 | 0 | 21 |
| Acevedo | 0-6 | 0-5 | 0-0 | 4 | 3 | 0 | 0 | 0 | 0 | 1 | 18 |
| Aguirre | 1-4 | 1-2 | 0-0 | 0 | 2 | 3 | 0 | 0 | 0 | 0 | 19 |
| Perez | 0-0 | 0-0 | 1-2 | 0 | 2 | 1 | 0 | 0 | 0 | 0 | 8 |
| Rivera | 0-1 | 0-0 | 0-0 | 0 | 0 | 0 | 0 | 0 | 0 | 0 | 3 |
| Rodriguez | 0-0 | 0-0 | 1-2 | 0 | 1 | 1 | 0 | 3 | 0 | 0 | 8 |
| Totals | 14-52 | 2-17 | 11-15 | 16 | 17 | 41 | 2 | 24 | 0 | 4 | 200 |

FG% 3PT% FT%

| | | | |
|------|------|------|------|
| USF | 68.6 | 62.5 | 71.4 |
| UPRM | 26.9 | 11.8 | 73.3 |

Halftime: USF 53, UPRM 16

Officials: Victor Rodriguez, Camile Jackson, Juan Figueroa

Technical: None

USF vs. Puerto Rico-Mayaguez Post Game Notes

- The game against Puerto Rico-Mayaguez in the San Juan Shootout marks the Bulls' first-ever game played outside the Continental United States.

- The Bulls improve their record to 19-4 in in-season tournament games under Jose Fernandez ... USF has won seven straight dating back to last year and five this season ... In addition, they have won nine of their last 10.

- Jessica Jackson got her first career start against UPRM ... She would finish the game tying her career high of 15 points ... She would, however, establish new career highs with seven assists and four steals in 31 minutes.

- Walk-on Courtney Hunt would score a career high 17 points on 6-7 shooting from the field and 4-5 from three-point range in 20 minutes.

- Tamara Dowdell scored a career high 16 points in 19 minutes of action.

- ChiChi Okpaleke tallied a career high 19 points and grabbed 10 rebounds in the win.



USF Basketball News & Notes • Boxscores

USF at NCAA Tournament Bridgeport Regional 1st & 2nd Round • Norfolk, VA • March 19-21, 2006

GAME 10 USF 60, Northern Arizona 55 Dec. 20, 2005 • San Juan, Puerto Rico (187)

USF (8-2)

| Player | FG | 3FG | FT | R | F | P | A | T | B | S | M |
|---------------|--------------|------------|--------------|-----------|-----------|-----------|-----------|-----------|----------|-----------|------------|
| Parsons-F | 2-8 | 0-0 | 1-3 | 7 | 2 | 5 | 1 | 1 | 1 | 3 | 31 |
| Dickson-F | 7-18 | 4-7 | 8-9 | 7 | 2 | 26 | 2 | 2 | 0 | 0 | 40 |
| Miller-C | 4-9 | 0-0 | 1-3 | 5 | 2 | 9 | 0 | 2 | 2 | 2 | 38 |
| Grace-G | 3-6 | 0-1 | 0-0 | 1 | 2 | 6 | 4 | 4 | 0 | 2 | 36 |
| Okpaleke-F | 0-4 | 0-0 | 1-4 | 9 | 2 | 1 | 0 | 2 | 1 | 1 | 22 |
| Sheats | 1-10 | 0-0 | 7-9 | 3 | 1 | 9 | 2 | 1 | 0 | 2 | 21 |
| Jackson | 1-2 | 0-1 | 0-0 | 1 | 1 | 2 | 2 | 0 | 0 | 0 | 10 |
| Cambridge | 0-1 | 0-0 | 2-2 | 0 | 0 | 2 | 0 | 0 | 0 | 0 | 2 |
| Totals | 18-58 | 4-9 | 20-30 | 39 | 12 | 60 | 11 | 12 | 4 | 10 | 200 |

Northern Arizona (6-4)

| Player | FG | 3FG | FT | R | F | P | A | T | B | S | M |
|---------------|--------------|-------------|------------|-----------|-----------|-----------|-----------|-----------|----------|----------|------------|
| Wahl-F | 3-4 | 2-2 | 0-0 | 2 | 4 | 8 | 0 | 1 | 0 | 0 | 18 |
| Porter-F | 6-15 | 0-2 | 0-0 | 9 | 1 | 12 | 0 | 1 | 0 | 1 | 32 |
| Cunningham-G | 3-5 | 0-0 | 2-2 | 3 | 2 | 8 | 7 | 5 | 0 | 0 | 35 |
| Metz-G | 1-3 | 0-1 | 0-0 | 4 | 5 | 2 | 3 | 3 | 0 | 0 | 15 |
| Eason-G | 4-10 | 2-4 | 0-0 | 9 | 4 | 10 | 1 | 2 | 3 | 0 | 35 |
| Winkfield | 1-6 | 0-4 | 0-0 | 4 | 2 | 2 | 2 | 4 | 1 | 1 | 24 |
| Vikstrye | 4-10 | 0-0 | 3-4 | 5 | 3 | 11 | 0 | 3 | 1 | 0 | 27 |
| Brown | 0-0 | 0-0 | 0-0 | 0 | 1 | 0 | 0 | 0 | 0 | 0 | 2 |
| Dinkins | 1-1 | 0-0 | 0-0 | 0 | 2 | 2 | 0 | 0 | 0 | 0 | 10 |
| Hopper | 0-0 | 0-0 | 0-0 | 0 | 0 | 0 | 0 | 0 | 0 | 0 | 2 |
| Totals | 23-54 | 4-13 | 5-6 | 39 | 24 | 55 | 13 | 19 | 5 | 2 | 200 |

FG% 3PT% FT%

| | | | |
|-----|------|------|------|
| USF | 31.0 | 44.4 | 66.7 |
| NAU | 42.6 | 30.8 | 83.3 |

Halftime: USF 36, Northern Arizona 26
 Officials: Brenda Mateo, Victor Rodriguez, Jesse Rodriguez
 Technicals: None

USF vs. Northern Arizona Post Game Notes

- The win over Northern Arizona equals the Bulls' second best 10-game start in school history ... The victory was also the first-ever win over NAU or a Big Sky Conference member.
- The Bulls improve their record to 20-4 in in-season tournament games under Jose Fernandez ... USF has won eight straight dating back to last year and six this season ... In addition, they have won 10 of their last 11.
- Jessica Dickson led the scoring with a game-high 26 points ... Nalini Miller and Rachael Sheats added nine points apiece in the victory.
- In addition, Dickson's 26 points was the third time in the last four games, and the fifth in the last seven games that she netted 25 or more points.
- Sharon Cambridge saw her first action since spraining her ankle following the Michigan State game ... She played two minutes and scored two points.
- Rachael Sheats played in her second game since coming back from a knee injury against UMBC ... She played 21 minutes and tallied nine points.

GAME 11 USF 72, Colorado 59 Dec. 21, 2005 • San Juan, Puerto Rico (110)

USF (9-2)

| Player | FG | 3FG | FT | R | F | P | A | T | B | S | M |
|---------------|--------------|------------|--------------|-----------|-----------|-----------|----------|-----------|----------|-----------|------------|
| Parsons-F | 6-12 | 0-0 | 0-3 | 4 | 2 | 12 | 2 | 3 | 0 | 1 | 30 |
| Okpaleke-F | 4-5 | 0-0 | 6-6 | 6 | 4 | 14 | 0 | 2 | 1 | 3 | 31 |
| Dickson-F | 9-15 | 2-4 | 4-5 | 1 | 3 | 24 | 0 | 2 | 0 | 0 | 39 |
| Miller-C | 5-14 | 0-0 | 4-6 | 7 | 2 | 14 | 1 | 0 | 2 | 3 | 36 |
| Grace-G | 2-4 | 0-1 | 1-2 | 4 | 1 | 5 | 2 | 2 | 0 | 3 | 38 |
| Sheats | 0-2 | 0-0 | 2-2 | 2 | 3 | 2 | 0 | 0 | 0 | 1 | 16 |
| Jackson | 0-1 | 0-1 | 1-2 | 0 | 2 | 1 | 1 | 0 | 0 | 0 | 6 |
| Cambridge | 0-0 | 0-0 | 0-0 | 1 | 2 | 0 | 0 | 1 | 0 | 0 | 4 |
| Totals | 26-53 | 2-6 | 18-26 | 29 | 19 | 72 | 6 | 10 | 3 | 11 | 200 |

Colorado (4-6)

| Player | FG | 3FG | FT | R | F | P | A | T | B | S | M |
|---------------|--------------|-------------|--------------|-----------|-----------|-----------|----------|-----------|----------|----------|------------|
| Nedovic-F | 0-1 | 0-0 | 0-0 | 0 | 2 | 0 | 0 | 3 | 0 | 0 | 9 |
| McFarland-F | 5-10 | 1-1 | 6-7 | 6 | 3 | 17 | 1 | 1 | 0 | 0 | 35 |
| Lubin-G | 1-4 | 0-2 | 0-0 | 4 | 3 | 2 | 1 | 4 | 0 | 2 | 38 |
| Ilic-G | 7-13 | 2-6 | 4-4 | 3 | 4 | 20 | 2 | 2 | 0 | 0 | 31 |
| Law-G | 3-6 | 0-2 | 6-8 | 6 | 2 | 12 | 3 | 4 | 0 | 2 | 21 |
| Skildum | 0-3 | 0-1 | 2-2 | 3 | 3 | 2 | 0 | 1 | 0 | 0 | 27 |
| Escalera | 0-2 | 0-0 | 2-2 | 1 | 0 | 2 | 1 | 3 | 0 | 1 | 18 |
| Dow | 1-2 | 0-0 | 2-2 | 5 | 1 | 4 | 0 | 0 | 0 | 0 | 21 |
| Totals | 17-41 | 3-12 | 22-25 | 29 | 18 | 59 | 8 | 19 | 0 | 5 | 200 |

FG% 3PT% FT%

| | | | |
|----------|------|------|------|
| USF | 41.9 | 33.3 | 69.2 |
| Colorado | 41.5 | 25.0 | 88.0 |

Halftime: USF 39, Colorado 25
 Officials: Rodriguez, Rodriguez, Figueroa
 Technicals: None

USF vs. Colorado Post Game Notes

- The University of South Florida women's basketball team got a game-high 24 points from tournament Most Valuable Player, and All-America Candidate, Jessica Dickson, and 14 points apiece from All-Tournament team selection ChiChi Okpaleke (Tampa, FL) and Nalini Miller en route to a 72-59 win over Colorado and the San Juan Shootout Championship.
- USF used a 13-0 run over a five minute stretch in the first half to take a 21-6 lead on the second of two made free throws by Okpaleke with 11:17 left before the intermission.
- Also in double figures for the Bulls was Ezria Parsons (Bushnell, FL) netting 12 points.

GAME 12 USF 87, North Florida 49 Dec. 28, 2005 • Tampa, FL (417)

USF (10-2)

| Player | FG | 3FG | FT | R | F | P | A | T | B | S | M |
|---------------|--------------|-------------|--------------|-----------|----------|-----------|-----------|----------|----------|-----------|------------|
| Parsons-F | 6-10 | 0-1 | 0-0 | 8 | 0 | 12 | 7 | 5 | 2 | 6 | 31 |
| Dickson-F | 14-23 | 3-5 | 4-5 | 3 | 1 | 35 | 1 | 1 | 1 | 1 | 36 |
| Miller-C | 3-3 | 0-0 | 1-10 | 7 | 1 | 7 | 4 | 1 | 3 | 7 | 27 |
| Sheats-G | 3-4 | 0-0 | 0-0 | 3 | 2 | 6 | 3 | 0 | 1 | 4 | 21 |
| Grace-G | 0-5 | 0-4 | 4-4 | 1 | 1 | 4 | 7 | 0 | 0 | 2 | 36 |
| Jackson | 4-9 | 4-8 | 0-0 | 0 | 0 | 12 | 1 | 1 | 0 | 1 | 21 |
| Okpaleke | 2-2 | 0-0 | 0-0 | 2 | 0 | 4 | 1 | 0 | 0 | 0 | 6 |
| Hunt | 1-3 | 1-3 | 1-2 | 3 | 1 | 4 | 1 | 0 | 0 | 1 | 9 |
| Dowdell | 1-1 | 0-0 | 1-3 | 3 | 0 | 3 | 0 | 1 | 1 | 0 | 7 |
| Cambridge | 0-2 | 0-0 | 0-0 | 0 | 0 | 0 | 0 | 0 | 0 | 0 | 6 |
| Totals | 34-62 | 8-21 | 11-24 | 33 | 6 | 87 | 25 | 9 | 8 | 22 | 200 |

North Florida (2-7)

| Player | FG | 3FG | FT | R | F | P | A | T | B | S | M |
|---------------|--------------|-------------|------------|-----------|-----------|-----------|-----------|-----------|----------|----------|------------|
| Guldager-F | 2-4 | 0-0 | 0-0 | 9 | 2 | 4 | 0 | 2 | 0 | 0 | 27 |
| Mountfield-F | 3-5 | 2-3 | 0-0 | 1 | 0 | 8 | 1 | 4 | 0 | 0 | 14 |
| Beik-F | 6-7 | 2-2 | 0-0 | 3 | 1 | 14 | 1 | 0 | 0 | 0 | 29 |
| Hubbard-G | 1-9 | 0-1 | 0-0 | 0 | 2 | 2 | 0 | 1 | 0 | 1 | 19 |
| Sheldon-G | 1-3 | 1-2 | 0-0 | 4 | 3 | 3 | 6 | 0 | 0 | 0 | 20 |
| Andrews | 0-1 | 0-1 | 0-0 | 0 | 1 | 0 | 0 | 0 | 0 | 0 | 3 |
| Knudson | 0-2 | 0-1 | 0-0 | 0 | 0 | 0 | 1 | 1 | 0 | 1 | 11 |
| Taricska | 0-1 | 0-1 | 0-0 | 1 | 0 | 0 | 3 | 0 | 0 | 1 | 8 |
| Bowen | 5-7 | 1-1 | 0-0 | 7 | 1 | 11 | 3 | 4 | 0 | 0 | 20 |
| Reames | 0-1 | 0-0 | 0-2 | 2 | 5 | 0 | 0 | 3 | 1 | 0 | 7 |
| Haberlein | 1-6 | 0-3 | 0-0 | 1 | 1 | 2 | 0 | 1 | 0 | 1 | 8 |
| Woolfolk | 1-7 | 0-0 | 0-0 | 4 | 1 | 2 | 1 | 2 | 0 | 0 | 16 |
| Dill | 1-3 | 1-2 | 0-0 | 1 | 2 | 3 | 1 | 3 | 0 | 1 | 18 |
| Totals | 21-56 | 7-17 | 0-2 | 39 | 19 | 49 | 14 | 27 | 1 | 5 | 200 |

FG% 3PT% FT%

| | | | |
|-----|------|------|------|
| USF | 54.8 | 38.1 | 45.8 |
| UNF | 37.5 | 41.2 | 0.0 |

Halftime: USF 54, North Florida 23
 Officials: Ken Drayton, Ed Sidlasky, Beverly Roberts
 Technicals: None

USF vs. North Florida Post Game Notes

- USF is coming off it's fourth straight win with a dominating 97-49 victory over North Florida in Tampa.
- All-America Candidate Jessica Dickson led the way with her fourth 30-point game this season ... She poured in 35 points including 28 in the first half.
- Ezria Parsons and Jessica Jackson added 12 points apiece in the win ... Parsons had a solid outing hitting 6-10 (60 percent) from the field while also grabbing nine rebounds.
- USF's 22 steals against the Ospreys, a season high, is tied for the fifth most in school history.
- Nalini Miller and Ezria Parsons led the Bulls attack in the steals column, each establishing new career highs ... Miller recorded seven thefts against North Florida while Parsons had six against the Ospreys.

USF Basketball News & Notes • Boxscores

USF at NCAA Tournament Bridgeport Regional 1st & 2nd Round • Norfolk, VA • March 19-21, 2006

GAME 13 No. 3/3 LSU 87, USF 44 Dec. 30, 2005 • Baton Rouge, LA (3,869)

USF (10-3, 1-0 BIG EAST)

| Player | FG | 3FG | FT | R | F | P | A | T | B | S | M |
|---------------|--------------|-------------|-------------|-----------|-----------|-----------|----------|-----------|----------|-----------|------------|
| Parsons-F | 6-18 | 1-3 | 1-2 | 6 | 4 | 14 | 1 | 6 | 0 | 2 | 40 |
| Dickson-F | 3-11 | 2-5 | 3-4 | 7 | 2 | 11 | 0 | 5 | 2 | 1 | 39 |
| Miller-C | 1-3 | 0-0 | 1-2 | 1 | 5 | 3 | 0 | 3 | 2 | 2 | 22 |
| Sheats-G | 0-4 | 0-0 | 0-0 | 2 | 4 | 0 | 1 | 1 | 0 | 1 | 34 |
| Grace-G | 6-12 | 1-3 | 3-4 | 4 | 2 | 16 | 3 | 3 | 0 | 2 | 40 |
| Jackson | 0-2 | 0-2 | 0-0 | 0 | 1 | 0 | 0 | 0 | 0 | 1 | 12 |
| Cambridge | 0-3 | 0-1 | 0-0 | 1 | 2 | 0 | 0 | 0 | 1 | 1 | 13 |
| Totals | 16-53 | 4-14 | 8-12 | 22 | 20 | 44 | 5 | 20 | 5 | 10 | 200 |

No. 3/3 LSU (10-0)

| Player | FG | 3FG | FT | R | F | P | A | T | B | S | M |
|---------------|--------------|------------|--------------|-----------|-----------|-----------|-----------|-----------|----------|-----------|------------|
| Williams-F | 2-2 | 0-0 | 0-1 | 3 | 1 | 4 | 2 | 0 | 0 | 0 | 20 |
| Fowles-C | 7-8 | 0-0 | 10-14 | 13 | 0 | 24 | 0 | 3 | 0 | 2 | 25 |
| LeBlanc-G | 2-3 | 0-0 | 0-0 | 3 | 0 | 4 | 2 | 1 | 0 | 4 | 19 |
| Houston-G | 2-6 | 0-0 | 6-6 | 6 | 2 | 10 | 2 | 0 | 2 | 2 | 25 |
| Augustus-G | 5-10 | 0-0 | 1-1 | 2 | 1 | 11 | 2 | 1 | 0 | 0 | 23 |
| White | 2-2 | 0-0 | 5-5 | 2 | 2 | 9 | 3 | 2 | 0 | 2 | 25 |
| Chaney | 7-16 | 2-6 | 2-2 | 3 | 1 | 18 | 1 | 3 | 0 | 0 | 21 |
| Whitfield | 1-1 | 0-0 | 0-0 | 2 | 2 | 2 | 0 | 1 | 0 | 0 | 7 |
| Morris | 2-5 | 0-0 | 0-0 | 4 | 2 | 4 | 0 | 1 | 0 | 1 | 15 |
| Thomas | 0-1 | 0-0 | 1-2 | 2 | 0 | 1 | 0 | 1 | 1 | 0 | 20 |
| Totals | 30-54 | 2-6 | 25-31 | 43 | 11 | 87 | 12 | 13 | 3 | 11 | 200 |

FG% 3PT% FT%

| | | | |
|-----|------|------|------|
| USF | 30.2 | 28.6 | 66.7 |
| LSU | 55.6 | 33.3 | 80.6 |

Halftime: LSU 48, USF 17

Officials: Sally Bell, Joe Cunningham, Roy Gulbeyan
Technical: None

USF vs. LSU Post Game Notes

- The Bulls were handed a 87-44 loss on Dec. 30 at No. 3/3 LSU ... The loss was the Bulls worst setback since a 47-point defeat (91-44) at the hands of Georgia on Jan. 2, 2003.

- The game was USF's fourth this season, and fourth in its last eight games against a Top 25 team.

- The Bulls had basically no offense recording just 16 field goals in the outing, and shooting just 30.2 percent (16-53) from the field - both season lows.

- USF shot just 26.9 percent from the field (7-26) while recording the fewest first half point total since recording 17 against Houston (28-17) on Jan. 16, 2005.

- Despite the outcome, the Bulls were still able to muster 10 steals in the loss marking the fifth straight game, and the 10th time this year, that USF has recorded double-digit thefts ... On the other hand, the Bulls recorded a season high 11 miscues against LSU, the first time this year that USF gave up double figure steals.

- Shantia Grace led the Bulls in scoring netting g 16 points, including 13 in the second half ... Ezria Parsons and Jessica Dickson added 14 and 11 points respectively in the loss.

GAME 14 USF 63, Florida International 50 Jan. 2, 2006 • Miami, FL (619)

USF (11-3, 1-0 BIG EAST)

| Player | FG | 3FG | FT | R | F | P | A | T | B | S | M |
|---------------|--------------|------------|--------------|-----------|-----------|-----------|----------|-----------|----------|-----------|------------|
| Parsons-F | 4-10 | 0-0 | 2-2 | 14 | 0 | 10 | 2 | 3 | 1 | 2 | 39 |
| Dickson-F | 8-19 | 0-1 | 1-2 | 4 | 3 | 17 | 1 | 5 | 2 | 3 | 40 |
| Miller-C | 4-7 | 0-0 | 1-2 | 8 | 3 | 9 | 0 | 0 | 3 | 1 | 19 |
| Sheats-G | 6-12 | 0-0 | 5-7 | 4 | 3 | 17 | 1 | 2 | 1 | 3 | 33 |
| Grace-G | 1-5 | 0-0 | 0-0 | 9 | 4 | 2 | 4 | 5 | 0 | 2 | 36 |
| Jackson | 0-0 | 0-0 | 2-2 | 1 | 0 | 2 | 0 | 1 | 0 | 0 | 2 |
| Okpaleke | 1-3 | 0-0 | 0-0 | 0 | 3 | 2 | 0 | 2 | 0 | 0 | 10 |
| Cambridge | 1-6 | 0-0 | 2-2 | 5 | 0 | 4 | 0 | 1 | 0 | 0 | 21 |
| Totals | 25-62 | 0-1 | 13-17 | 48 | 16 | 63 | 8 | 19 | 7 | 11 | 200 |

Florida International (7-5)

| Player | FG | 3FG | FT | R | F | P | A | T | B | S | M |
|---------------|--------------|-------------|--------------|-----------|-----------|-----------|-----------|-----------|----------|-----------|------------|
| Ferguson-F | 2-13 | 1-6 | 4-8 | 5 | 2 | 9 | 1 | 2 | 0 | 2 | 33 |
| Makela-F | 0-7 | 0-2 | 2-4 | 2 | 3 | 2 | 1 | 1 | 0 | 2 | 23 |
| Jekabson-C | 6-15 | 0-1 | 0-0 | 8 | 3 | 12 | 3 | 4 | 7 | 2 | 37 |
| Bernson-G | 0-1 | 0-0 | 0-0 | 6 | 2 | 0 | 0 | 0 | 0 | 0 | 15 |
| Boudera-G | 6-10 | 0-0 | 5-7 | 3 | 3 | 17 | 3 | 3 | 0 | 2 | 33 |
| Zeigler | 0-0 | 0-0 | 0-0 | 0 | 0 | 0 | 0 | 1 | 0 | 0 | 1 |
| Jenkins | 1-2 | 0-0 | 0-0 | 0 | 0 | 2 | 0 | 0 | 0 | 0 | 5 |
| Ciglar | 1-3 | 1-2 | 1-2 | 1 | 2 | 4 | 1 | 4 | 0 | 2 | 30 |
| Adley | 2-4 | 0-0 | 0-2 | 4 | 2 | 4 | 1 | 0 | 1 | 0 | 23 |
| Totals | 18-55 | 2-11 | 12-23 | 33 | 17 | 50 | 10 | 16 | 8 | 10 | 200 |

FG% 3PT% FT%

| | | | |
|-----|------|------|------|
| USF | 40.3 | 0.0 | 76.5 |
| FIU | 32.7 | 18.2 | 52.2 |

Halftime: USF 29, Florida International 26

Officials: Michelle Edinger, Luis Gonzalez, Michael Boman

Technical: None

USF vs. Florida International Post Game Notes

- It was the Bulls fifth win in their last six games and their second consecutive win over the Golden Panthers.

- USF forced FIU into 16 turnovers on the night ... It was the 10th time this season that the Bulls forced their opposition into 15 or more miscues, and the fifth time in the last six games.

- USF logged double-figure steals (11) for the sixth straight game and the 11th time in 14 games.

- Jessica Dickson and Rachael Sheats each scored a game high 17 points in the win ... Sheats had her best outing of the year shooting 6-12 from the field and 5-7 from the free throw line ... In addition, she recorded three steals in 33 minutes of action.

- Ezria Parsons turned in her third double-double of her career - and third of the season - with a 10-point, 14-rebound effort ... Her rebound total was a season high for the Bulls and one shy of a career high.

- Nalini Miller became USF's all-time blocked shot leader finishing the game with 108 for her career and three on the night ... Entering the game Miller was tied with Keira Rozier (1992-95) who had 105 rejections.

GAME 15 Pittsburgh 66, USF 64 Jan. 8, 2006 • Pittsburgh, PA (1,163)

USF (11-4, 1-1 BIG EAST)

| Player | FG | 3FG | FT | R | F | P | A | T | B | S | M |
|---------------|--------------|-------------|--------------|-----------|-----------|-----------|-----------|-----------|----------|----------|------------|
| Parsons-F | 1-7 | 0-0 | 0-0 | 7 | 1 | 2 | 5 | 2 | 2 | 0 | 39 |
| Dickson-F | 9-23 | 3-9 | 3-3 | 5 | 2 | 24 | 1 | 7 | 0 | 5 | 40 |
| Miller-C | 5-12 | 0-0 | 2-4 | 5 | 2 | 12 | 0 | 2 | 2 | 3 | 38 |
| Sheats-G | 5-8 | 0-0 | 2-2 | 3 | 4 | 12 | 7 | 2 | 2 | 1 | 40 |
| Grace-G | 2-7 | 0-2 | 4-5 | 4 | 4 | 8 | 3 | 0 | 0 | 0 | 31 |
| Okpaleke | 3-3 | 0-0 | 0-2 | 2 | 1 | 6 | 0 | 0 | 0 | 0 | 10 |
| Cambridge | 0-1 | 0-0 | 0-0 | 0 | 0 | 0 | 0 | 0 | 0 | 0 | 2 |
| Totals | 25-61 | 3-11 | 11-16 | 29 | 14 | 64 | 16 | 13 | 6 | 9 | 200 |

Pittsburgh (11-3, 2-1 BIG EAST)

| Player | FG | 3FG | FT | R | F | P | A | T | B | S | M |
|---------------|--------------|-------------|--------------|-----------|-----------|-----------|-----------|-----------|----------|----------|------------|
| Stewart-F | 2-9 | 0-0 | 2-3 | 2 | 4 | 6 | 3 | 2 | 1 | 3 | 38 |
| Taylor, C.-F | 1-2 | 0-0 | 0-0 | 9 | 4 | 2 | 1 | 3 | 2 | 0 | 22 |
| Walker-C | 9-14 | 0-0 | 1-3 | 10 | 2 | 19 | 1 | 7 | 1 | 1 | 31 |
| Winn-G | 8-16 | 4-6 | 1-2 | 2 | 2 | 21 | 4 | 6 | 0 | 3 | 36 |
| Zellous-G | 0-3 | 0-1 | 2-2 | 10 | 3 | 2 | 1 | 2 | 1 | 0 | 25 |
| Lim | 0-0 | 0-0 | 0-0 | 0 | 0 | 0 | 0 | 0 | 0 | 0 | 2 |
| Brown | 2-9 | 2-5 | 3-4 | 3 | 2 | 9 | 1 | 0 | 0 | 0 | 27 |
| Taylor, D. | 3-3 | 0-0 | 1-2 | 3 | 0 | 7 | 0 | 1 | 0 | 0 | 17 |
| Tafen | 0-2 | 0-0 | 0-0 | 2 | 1 | 0 | 0 | 0 | 0 | 0 | 2 |
| Totals | 25-58 | 6-12 | 10-16 | 44 | 18 | 66 | 11 | 21 | 5 | 7 | 200 |

FG% 3PT% FT%

| | | | |
|------|------|------|------|
| USF | 41.0 | 27.3 | 68.8 |
| Pitt | 43.1 | 50.0 | 62.5 |

Halftime: USF 30, Pittsburgh 25

Officials: Angela Lexis, Bill Titus, Patti Fernandes

Technical: None

USF vs. Pittsburgh Post Game Notes

- The Bulls are coming off a heart breaking 66-64 buzzer-beating loss to Pittsburgh on Sunday ... It was USF's first league loss of the season and its second in its last three outings.

- Jessica Dickson scored a game-high 24 points, while Nalini Miller and Rachael Sheats each added 12.

- The Bulls shot 41 percent (25-61) from the field, however a dismal 27.3 percent (3-11) from behind the three-point arc.

- In addition, USF was dominated on the boards being outrebounded 44-29 and 19-13 on the offensive glass.

- Sunday's game was the first game this season where USF led at the half and went on to lose.

- Mallorie Winn, who scored 21 points against the Bulls in the win for the Panthers, hit the game-winner with four seconds remaining in the game ... Shantia Grace drove the length of the court, however her last-second shot came after the buzzer had sounded.



USF Basketball News & Notes • Boxscores

USF at NCAA Tournament Bridgeport Regional 1st & 2nd Round • Norfolk, VA • March 19-21, 2006

GAME 16

No. 10/9 Rutgers 66, USF 65

Jan. 11, 2005 • Tampa, FL (1,153)

USF (11-5, 1-2 BIG EAST)

| Player | FG | 3FG | FT | R | F | P | A | T | B | S | M |
|---------------|--------------|-------------|--------------|-----------|-----------|-----------|-----------|----------|----------|----------|------------|
| Parsons-F | 2-6 | 0-0 | 0-1 | 8 | 2 | 4 | 2 | 4 | 0 | 0 | 38 |
| Dickson-F | 11-23 | 5-12 | 10-12 | 9 | 2 | 37 | 1 | 2 | 0 | 0 | 40 |
| Miller-C | 2-7 | 0-0 | 5-7 | 6 | 3 | 9 | 1 | 1 | 4 | 0 | 28 |
| Sheats-G | 1-2 | 0-0 | 1-2 | 3 | 5 | 3 | 2 | 1 | 0 | 3 | 21 |
| Grace-G | 2-11 | 1-4 | 5-8 | 1 | 2 | 10 | 6 | 0 | 0 | 1 | 40 |
| Jackson | 0-0 | 0-0 | 1-2 | 0 | 1 | 1 | 0 | 0 | 0 | 0 | 0+ |
| Okpaleke | 0-2 | 0-0 | 1-4 | 2 | 1 | 1 | 0 | 1 | 0 | 0 | 20 |
| Cambridge | 0-0 | 0-0 | 0-0 | 1 | 0 | 0 | 0 | 0 | 0 | 0 | 13 |
| Totals | 18-51 | 6-16 | 23-36 | 33 | 16 | 65 | 12 | 9 | 4 | 6 | 200 |

No. 10/9 Rutgers (11-2 (3-0 BIG EAST)

| Player | FG | 3FG | FT | R | F | P | A | T | B | S | M |
|---------------|--------------|------------|--------------|-----------|-----------|-----------|----------|-----------|----------|----------|------------|
| Theodoris-F | 0-2 | 0-0 | 0-0 | 3 | 1 | 0 | 0 | 1 | 0 | 0 | 15 |
| Vaughn-C | 1-1 | 0-0 | 3-4 | 7 | 5 | 5 | 0 | 4 | 1 | 0 | 24 |
| Carson-G | 1-3 | 0-0 | 0-0 | 5 | 4 | 2 | 1 | 4 | 0 | 0 | 25 |
| Reed-G | 1-1 | 0-0 | 0-0 | 0 | 1 | 2 | 0 | 0 | 0 | 0 | 3 |
| Pondexter-G | 14-23 | 1-1 | 11-14 | 5 | 4 | 40 | 4 | 2 | 1 | 1 | 40 |
| Locke | 2-4 | 1-2 | 0-0 | 0 | 1 | 5 | 1 | 1 | 0 | 2 | 29 |
| Zurich | 0-0 | 0-0 | 0-0 | 0 | 0 | 0 | 0 | 0 | 0 | 0 | 5 |
| Ajavon | 5-8 | 0-0 | 0-1 | 1 | 4 | 10 | 1 | 2 | 0 | 0 | 20 |
| Campbell | 0-2 | 0-0 | 2-2 | 5 | 5 | 2 | 0 | 0 | 1 | 0 | 35 |
| Trash | 0-0 | 0-0 | 0-0 | 2 | 0 | 0 | 0 | 0 | 0 | 0 | 4 |
| Totals | 24-44 | 2-3 | 16-21 | 32 | 25 | 66 | 7 | 14 | 3 | 3 | 200 |

FG% 3PT% FT%

| | | | |
|---------|------|------|------|
| USF | 35.3 | 37.5 | 63.9 |
| Rutgers | 54.5 | 66.7 | 76.2 |

Halftime: USF 32, Rutgers 24

Officials: Mark Zentz, Eric Brewton, David Kramer

Technical: None

USF vs. Rutgers Post Game Notes

- USF dropped its third game in its last four outings with a heartbreaking 66-65 loss to No. 10/9 Rutgers ... It was the Bulls' second straight game losing with four seconds remaining on the clock ... They dropped a difficult 66-64 decision to Pittsburgh on Jan. 8. in the "Steel City."

- After Jessica Dickson fell one point short of equaling her career high (36 points) twice this season she finally broke through setting a new career best ... Dickson tallied 37 points against Rutgers on 11-23 shooting from the field, including 5-12 from three-point range, and 10-12 from the free throw line..

- For just the second time this season USF recorded single-digit turnovers ... The Bulls equaled a season low with nine against Rutgers ... They also had nine against North Florida on Dec. 28.

- USF's 16-point lead was its largest lead in a losing effort this season.

GAME 17

Cincinnati 89, USF 87

Jan. 15, 2006 • Cincinnati, OH (644)

USF (11-6, 1-3 BIG EAST)

| Player | FG | 3FG | FT | R | F | P | A | T | B | S | M |
|---------------|--------------|-------------|--------------|-----------|-----------|-----------|-----------|-----------|----------|-----------|------------|
| Dickson-F | 9-29 | 2-11 | 10-10 | 9 | 4 | 30 | 0 | 7 | 1 | 1 | 40 |
| Cambridge-F | 1-1 | 0-0 | 2-2 | 6 | 3 | 4 | 0 | 1 | 1 | 0 | 17 |
| Miller-C | 8-14 | 0-0 | 5-8 | 12 | 4 | 21 | 0 | 0 | 1 | 2 | 39 |
| Sheats-G | 7-12 | 0-0 | 4-6 | 7 | 5 | 18 | 3 | 5 | 0 | 3 | 32 |
| Grace-G | 4-13 | 2-5 | 1-2 | 2 | 2 | 11 | 12 | 6 | 0 | 1 | 37 |
| Jackson | 0-4 | 0-3 | 0-0 | 1 | 2 | 0 | 0 | 0 | 0 | 1 | 10 |
| Okpaleke | 1-2 | 0-0 | 1-2 | 4 | 4 | 3 | 1 | 1 | 1 | 2 | 24 |
| Hunt | 0-1 | 0-1 | 0-0 | 0 | 1 | 0 | 0 | 0 | 0 | 0 | 1 |
| Totals | 30-76 | 4-20 | 23-30 | 45 | 25 | 87 | 16 | 20 | 4 | 10 | 200 |

Cincinnati (11-4, 1-3 BIG EAST)

| Player | FG | 3FG | FT | R | F | P | A | T | B | S | M |
|----------------|--------------|------------|--------------|-----------|-----------|-----------|-----------|-----------|----------|-----------|------------|
| Bellman-F | 3-6 | 0-2 | 2-2 | 6 | 2 | 8 | 5 | 1 | 1 | 1 | 19 |
| Jones-F | 8-12 | 0-0 | 2-4 | 6 | 2 | 18 | 1 | 3 | 1 | 1 | 26 |
| Stephens, A.-C | 2-6 | 0-0 | 2-4 | 5 | 4 | 6 | 0 | 6 | 0 | 0 | 17 |
| Harvey-G | 3-4 | 1-1 | 0-0 | 4 | 2 | 7 | 7 | 1 | 0 | 0 | 36 |
| Humphries-G | 0-6 | 0-0 | 3-4 | 1 | 5 | 3 | 2 | 4 | 1 | 0 | 18 |
| May | 2-4 | 0-0 | 6-8 | 3 | 2 | 10 | 3 | 2 | 1 | 3 | 16 |
| Ogide | 0-1 | 0-0 | 0-0 | 0 | 0 | 0 | 0 | 0 | 0 | 0 | 2 |
| Roudebush | 3-7 | 1-4 | 3-5 | 4 | 0 | 10 | 0 | 2 | 0 | 3 | 24 |
| Morgan | 0-0 | 0-0 | 2-4 | 1 | 2 | 2 | 0 | 3 | 0 | 0 | 6 |
| Twehues | 1-1 | 1-1 | 0-0 | 0 | 0 | 3 | 0 | 0 | 1 | 0 | 6 |
| Stephens, J. | 9-15 | 0-0 | 4-4 | 9 | 2 | 22 | 1 | 3 | 2 | 2 | 30 |
| Totals | 31-62 | 3-8 | 24-35 | 41 | 21 | 89 | 19 | 25 | 7 | 10 | 200 |

FG% 3PT% FT%

| | | | |
|------------|------|------|------|
| USF | 39.5 | 20.0 | 76.7 |
| Cincinnati | 50.0 | 37.5 | 68.6 |

Halftime: USF 40, Cincinnati 39

Officials: Kathleen Lynch, Frank Geiselman, Jerry Gibbons

Technical: None

USF vs. Cincinnati Post Game Notes

- The Bulls are coming off their third straight heart-breaking defeat with an 89-87 loss to Cincinnati ... The Bulls were down by as many as 15 points (77-62) with 7:14 left and fought back to cut the lead to two twice with 13 seconds left ... UC was charged with technical after calling a time out when they didn't have any putting the Bulls on the line - where Jessica Dickson hit two free throws to cut the lead to two points (89-87) with four seconds left ... After getting the ball back Dickson's game winning three point attempt bounced off the rim and out.

- It was USF's third straight loss of two points or less, with all three games determined in the last four seconds ... In addition, after starting the season going 10-0 when leading at the half, the Bulls are 0-3 in the last three games when ahead at the intermission.

- Cincinnati's bench dominated the Bulls' reserves outscoring them 47-3.

- Jessica Dickson led four players in double figures with 30 points ... Nalini Miller added 21 points and grabbed 12 rebounds in the loss ... Rachael Sheats added 18 points and Shantia Grace 11 points and 12 assists.

GAME 18

USF 75, Syracuse 55

Jan. 18, 2006 • Tampa, FL (605)

USF (12-6, 2-3 BIG EAST)

| Player | FG | 3FG | FT | R | F | P | A | T | B | S | M |
|---------------|--------------|-------------|--------------|-----------|-----------|-----------|-----------|----------|----------|-----------|------------|
| Parsons-F | 2-8 | 0-1 | 1-2 | 9 | 1 | 5 | 2 | 1 | 0 | 3 | 35 |
| Dickson-F | 9-25 | 3-8 | 4-4 | 8 | 3 | 25 | 1 | 1 | 0 | 2 | 39 |
| Miller-C | 4-14 | 0-0 | 2-5 | 6 | 1 | 10 | 2 | 1 | 3 | 3 | 31 |
| Sheats-G | 4-8 | 0-0 | 4-6 | 8 | 3 | 12 | 4 | 1 | 0 | 1 | 28 |
| Grace-G | 4-8 | 0-1 | 2-2 | 1 | 3 | 10 | 3 | 3 | 0 | 0 | 31 |
| Jackson | 1-1 | 1-1 | 2-2 | 0 | 2 | 5 | 0 | 1 | 0 | 0 | 6 |
| Okpaleke | 2-4 | 0-0 | 0-0 | 2 | 2 | 4 | 0 | 1 | 0 | 2 | 19 |
| Cambridge | 1-2 | 0-0 | 0-0 | 3 | 0 | 2 | 0 | 0 | 0 | 0 | 11 |
| Totals | 27-70 | 4-11 | 15-21 | 38 | 15 | 73 | 12 | 9 | 3 | 11 | 200 |

Syracuse (7-10, 0-6 BIG EAST)

| Player | FG | 3FG | FT | R | F | P | A | T | B | S | M |
|---------------|--------------|------------|--------------|-----------|-----------|-----------|-----------|-----------|----------|----------|------------|
| Harbut-F | 6-13 | 0-0 | 4-5 | 4 | 4 | 16 | 3 | 6 | 0 | 0 | 37 |
| Smith-F | 2-7 | 0-0 | 2-2 | 11 | 3 | 6 | 1 | 7 | 1 | 0 | 37 |
| Antolick-C | 4-9 | 0-0 | 0-0 | 4 | 4 | 8 | 4 | 1 | 0 | 0 | 29 |
| Johnson-G | 0-0 | 0-0 | 1-2 | 4 | 5 | 1 | 1 | 2 | 0 | 0 | 22 |
| Eckhart-G | 2-6 | 0-3 | 4-4 | 5 | 0 | 8 | 2 | 4 | 0 | 1 | 40 |
| Sipaviciute | 7-13 | 0-0 | 0-0 | 5 | 0 | 14 | 0 | 2 | 1 | 0 | 20 |
| Adamson | 1-2 | 0-0 | 0-0 | 0 | 1 | 2 | 0 | 1 | 0 | 0 | 5 |
| Laimbeer | 0-1 | 0-0 | 0-0 | 0 | 2 | 0 | 1 | 1 | 0 | 0 | 10 |
| Totals | 22-51 | 0-3 | 11-13 | 38 | 19 | 55 | 12 | 24 | 2 | 1 | 200 |

FG% 3PT% FT%

| | | | |
|-----|------|------|------|
| USF | 38.6 | 36.4 | 71.4 |
| SU | 43.1 | 0.0 | 84.6 |

Halftime: USF 41, Syracuse 27

Officials: Sue Blanch, Deborah Allen, Luis Gonzalez

Technical: None

USF vs. Syracuse Post Game Notes

- The Bulls snapped a three-game losing streak with a 73-55 win over Syracuse at the Sun Dome.

- Jessica Dickson led all scorers with a game-high 25 points ... Rachael Sheats added 12 points and Nalini Miller and Shantia Grace each added 10 points.

- Ezria Parsons, who missed the Cincinnati game with a bruised tailbone suffered against Rutgers on Jan. 11, grabbed a team-high nine rebounds on the night.

- The three-game skid was the first since dropping three consecutive to Marquette (67-41), DePaul (74-66), and East Carolina (63-59) last season.

- Jessica Dickson led all scorers with a game-high 25 points ... Rachael Sheats added 12 points and Nalini Miller and Shantia Grace each added 10 points.

- Ezria Parsons, who missed the Cincinnati game with a bruised tailbone suffered against Rutgers on Jan. 11, grabbed a team-high nine rebounds on the night.

- The Bulls forced Syracuse into 24 turnovers on the night which led to 23 USF points ... It was the second straight game, and the third time in the last four games that the Bulls forced the opposition into more than 20 miscues.

USF Basketball News & Notes • Boxscores

USF at NCAA Tournament Bridgeport Regional 1st & 2nd Round • Norfolk, VA • March 19-21, 2006

GAME 19

USF 53, Providence 47

Jan. 21, 2006 • Tampa, FL (844)

USF (13-6, 3-3 BIG EAST)

| Player | FG | 3FG | FT | R | F | P | A | T | B | S | M |
|---------------|--------------|-------------|--------------|-----------|-----------|-----------|-----------|-----------|----------|-----------|------------|
| Parsons-F | 4-6 | 1-1 | 1-2 | 9 | 3 | 10 | 0 | 5 | 1 | 2 | 35 |
| Dickson-F | 6-18 | 1-4 | 5-6 | 7 | 3 | 18 | 1 | 0 | 0 | 2 | 36 |
| Miller-C | 4-12 | 0-0 | 0-2 | 7 | 1 | 8 | 0 | 0 | 2 | 3 | 27 |
| Sheats-G | 3-10 | 0-0 | 1-4 | 8 | 3 | 7 | 6 | 4 | 0 | 2 | 37 |
| Grace-G | 1-8 | 0-5 | 2-2 | 5 | 0 | 4 | 2 | 3 | 0 | 2 | 34 |
| Jackson | 1-4 | 1-4 | 0-0 | 2 | 0 | 3 | 1 | 2 | 0 | 0 | 10 |
| Okpaleke | 1-4 | 0-0 | 1-2 | 3 | 0 | 3 | 0 | 1 | 0 | 2 | 16 |
| Cambridge | 0-1 | 0-0 | 0-0 | 1 | 1 | 0 | 0 | 0 | 0 | 0 | 5 |
| Totals | 20-63 | 3-14 | 10-18 | 42 | 11 | 53 | 10 | 15 | 3 | 13 | 200 |

Providence (6-11, 1-5 BIG EAST)

| Player | FG | 3FG | FT | R | F | P | A | T | B | S | M |
|---------------|--------------|-------------|--------------|-----------|-----------|-----------|----------|-----------|----------|----------|------------|
| Snyder-F | 2-13 | 1-7 | 3-4 | 4 | 3 | 8 | 2 | 2 | 0 | 0 | 35 |
| Nwafili-F | 5-17 | 0-0 | 5-9 | 17 | 2 | 15 | 0 | 6 | 2 | 1 | 35 |
| Brown-C | 0-1 | 0-0 | 0-0 | 2 | 0 | 0 | 0 | 0 | 0 | 0 | 3 |
| Baugh-G | 0-4 | 0-1 | 0-0 | 2 | 1 | 0 | 1 | 3 | 0 | 0 | 15 |
| Marandola-G | 5-15 | 2-6 | 1-2 | 5 | 3 | 13 | 1 | 6 | 0 | 4 | 37 |
| Darrian | 2-4 | 0-1 | 0-0 | 13 | 4 | 4 | 0 | 0 | 0 | 1 | 27 |
| Etheridge | 0-2 | 0-2 | 0-0 | 0 | 0 | 0 | 1 | 1 | 0 | 0 | 5 |
| Bove | 0-2 | 0-1 | 1-2 | 0 | 0 | 1 | 1 | 2 | 0 | 0 | 14 |
| Gard | 0-1 | 0-0 | 0-0 | 1 | 0 | 0 | 0 | 1 | 0 | 2 | 14 |
| Howard | 3-3 | 0-0 | 0-0 | 3 | 4 | 6 | 0 | 1 | 0 | 0 | 15 |
| Totals | 17-62 | 3-18 | 10-17 | 53 | 17 | 47 | 6 | 22 | 2 | 8 | 200 |

FG% 3PT% FT%

| | | | |
|-----|------|------|------|
| USF | 31.7 | 21.4 | 55.6 |
| PC | 27.4 | 16.7 | 58.8 |

Halftime: Providence 18, USF 16

Officials: Wesley Dean, Ed Sidlasky, Tina Costello

Technical: None

USF vs. Providence Post Game Notes

- In what USF head coach called "the worst half of basketball that USF has played since he's been here," the Bulls trailed 18-16 at the half ... The Bulls 16 first half points was the fewest scored in a half this season falling one-point short of the previous low 17 points in the first half at No. 7/8 North Carolina on Dec. 2 and at No. 3/3 LSU on Dec. 28.

- The Bulls had its longest dry-spell of the season going nearly nine minutes in the first half (12:38 to 3:45) without a field goal ... USF would score just three points from the 12:38 mark until the intermission (one field goal and a free throw).

- USF forced Providence into 22 turnovers on the night ... It was the third straight game that the Bulls' opposition recorded 20 or more miscues.

- Jessica Dickson scored 18 points, seven points fewer than her 25.1 points per game season average coming into the game.

- The Providence game was Dickson's first non-20-point game since netting 17 points at Florida International on Jan. 2 in Miami.

- Ezria Parsons' 10 points was her fifth double-figure game in her last eight games ... Parsons recorded nine rebounds for the third straight outing.

GAME 20

No. 5/4 Connecticut 77, USF 47

Jan. 24, 2006 • Hartford, CT (13,512)

USF (13-7, 3-4 BIG EAST)

| Player | FG | 3FG | FT | R | F | P | A | T | B | S | M |
|---------------|--------------|-------------|------------|-----------|-----------|-----------|-----------|-----------|----------|----------|------------|
| Parsons-F | 3-14 | 0-2 | 0-0 | 8 | 1 | 6 | 2 | 3 | 0 | 0 | 40 |
| Dickson-F | 2-9 | 0-4 | 2-2 | 3 | 1 | 6 | 0 | 2 | 0 | 0 | 31 |
| Miller-C | 1-4 | 0-0 | 0-0 | 4 | 3 | 2 | 2 | 2 | 1 | 2 | 25 |
| Sheats-G | 3-8 | 0-0 | 0-1 | 1 | 3 | 6 | 1 | 2 | 1 | 1 | 31 |
| Grace-G | 5-12 | 1-5 | 1-2 | 1 | 1 | 12 | 5 | 3 | 0 | 0 | 32 |
| Jackson | 1-2 | 1-2 | 0-0 | 0 | 1 | 3 | 0 | 1 | 0 | 0 | 6 |
| Okpaleke | 1-2 | 0-0 | 0-0 | 0 | 1 | 2 | 1 | 1 | 0 | 0 | 11 |
| Cambridge | 4-10 | 0-0 | 2-4 | 3 | 3 | 10 | 0 | 0 | 0 | 1 | 24 |
| Totals | 20-61 | 2-13 | 5-9 | 28 | 14 | 47 | 11 | 15 | 3 | 3 | 200 |

No. 5/4 Connecticut (18-2, 7-0 BIG EAST)

| Player | FG | 3FG | FT | R | F | P | A | T | B | S | M |
|---------------|--------------|-------------|--------------|-----------|-----------|-----------|-----------|-----------|----------|----------|------------|
| Turner-F | 7-9 | 1-2 | 1-2 | 7 | 1 | 16 | 1 | 2 | 1 | 0 | 22 |
| Strother-F | 3-6 | 3-5 | 0-0 | 3 | 1 | 9 | 3 | 1 | 0 | 0 | 22 |
| Montgomery-C | 4-7 | 0-1 | 0-1 | 2 | 1 | 8 | 9 | 1 | 0 | 2 | 27 |
| Wolff-G | 0-3 | 0-1 | 2-2 | 2 | 0 | 2 | 1 | 1 | 0 | 0 | 18 |
| Thomas-G | 3-6 | 2-4 | 1-1 | 3 | 1 | 9 | 2 | 1 | 1 | 1 | 28 |
| Williams | 1-1 | 0-0 | 0-0 | 2 | 2 | 0 | 1 | 0 | 0 | 0 | 6 |
| Swanier | 0-2 | 0-1 | 0-0 | 1 | 1 | 0 | 2 | 3 | 0 | 1 | 12 |
| Crockett | 2-3 | 0-0 | 2-2 | 3 | 1 | 6 | 0 | 1 | 1 | 1 | 14 |
| Houston | 5-6 | 0-0 | 0-0 | 6 | 3 | 10 | 0 | 2 | 0 | 0 | 13 |
| Greene | 0-2 | 0-0 | 2-2 | 3 | 1 | 2 | 0 | 1 | 0 | 1 | 18 |
| Hunter | 4-7 | 0-0 | 3-3 | 1 | 0 | 11 | 0 | 2 | 0 | 0 | 13 |
| Totals | 30-53 | 6-14 | 11-13 | 37 | 12 | 77 | 18 | 17 | 3 | 6 | 200 |

FG% 3PT% FT%

| | | | |
|-------|------|------|------|
| USF | 32.8 | 15.4 | 55.6 |
| UConn | 56.6 | 42.9 | 84.6 |

Halftime: UConn 43, USF 29

Officials: Art Bomengen, Tom Danaher, Jerome Skrine
Technical: None

USF vs. Connecticut Post Game Notes

- USF's loss to UConn was its worst since joining the BIG EAST Conference.

- Tuesday's attendance of 13,512 was the largest crowd to ever see a USF women's basketball game ... That mark surpassed the last years 10,167 to see USF and UConn at Gampel Pavilion.

- The Bulls fell behind quickly and never challenged ... USF was dominated in the paint being outscored 40-6 ... In addition, UConn outscored the Bulls in fast break points 21-0.

- For the second straight game USF was held to fewer than 20 points in a half netting just 18 in the second half against the Huskies ... Prior to the UConn game the Bulls scored just 16 points in the first half against Providence on Jan. 21.

- Shantia Grace led team in scoring (12 points) for the first time since netting 19 against UPR-Mayaguez on Dec. 19, 2006 ... Sharon Cambridge also tallied double figures - 10 points - for the first time since scoring 12 against DePaul on Dec. 7, 2005.

- Jessica Dickson - the nation's leading scorer - was held to just six points ending a 34-game double-figure scoring streak dating back to last year ... Her last single-digit game was a nine-point effort at TCU on Jan. 14, 2005.

GAME 21 USF 68, No. 21/22 Notre Dame 64 (ot)

Jan. 28, 2006 • Notre Dame, IN (6,309)

USF (14-7, 4-4 BIG EAST)

| Player | FG | 3FG | FT | R | F | P | A | T | B | S | M |
|---------------|--------------|-------------|--------------|-----------|-----------|-----------|-----------|-----------|----------|-----------|------------|
| Parsons-F | 3-13 | 1-2 | 2-2 | 14 | 3 | 9 | 7 | 1 | 0 | 2 | 42 |
| Dickson-F | 6-16 | 1-4 | 5-6 | 6 | 4 | 18 | 0 | 2 | 0 | 3 | 45 |
| Cambridge-C | 0-3 | 0-0 | 0-0 | 3 | 1 | 0 | 0 | 2 | 0 | 0 | 11 |
| Sheats-G | 1-3 | 0-0 | 0-0 | 0 | 5 | 2 | 1 | 1 | 0 | 1 | 8 |
| Grace-G | 3-8 | 2-3 | 0-0 | 3 | 5 | 8 | 2 | 0 | 0 | 0 | 28 |
| Jackson | 4-9 | 4-9 | 0-0 | 2 | 3 | 12 | 2 | 4 | 0 | 1 | 34 |
| Okpaleke | 3-6 | 0-0 | 3-4 | 5 | 0 | 9 | 0 | 2 | 1 | 2 | 22 |
| Miller | 3-10 | 0-0 | 4-7 | 7 | 2 | 10 | 0 | 4 | 2 | 1 | 35 |
| Totals | 23-68 | 8-18 | 14-19 | 48 | 23 | 68 | 12 | 16 | 3 | 10 | 225 |

No. 21/22 Notre Dame (12-7, 3-5 BIG EAST)

| Player | FG | 3FG | FT | R | F | P | A | T | B | S | M |
|---------------|--------------|-------------|--------------|-----------|-----------|-----------|-----------|-----------|----------|----------|------------|
| Erwin-F | 0-5 | 0-0 | 3-4 | 7 | 2 | 3 | 2 | 3 | 1 | 0 | 17 |
| LaVere-F | 2-3 | 0-0 | 2-5 | 7 | 4 | 6 | 1 | 1 | 2 | 0 | 28 |
| Gaines-F | 0-1 | 0-0 | 0-0 | 0 | 1 | 0 | 2 | 1 | 0 | 1 | 19 |
| Duffy-G | 6-13 | 3-7 | 10-13 | 4 | 1 | 25 | 4 | 3 | 0 | 1 | 45 |
| Gray-F | 0-5 | 0-3 | 0-2 | 2 | 2 | 0 | 1 | 3 | 1 | 1 | 26 |
| Allen | 5-11 | 0-1 | 0-0 | 8 | 0 | 10 | 0 | 0 | 0 | 1 | 28 |
| Smith | 2-3 | 0-0 | 2-2 | 3 | 3 | 6 | 0 | 1 | 0 | 2 | 11 |
| Schrader | 5-11 | 0-0 | 2-2 | 4 | 2 | 12 | 0 | 0 | 1 | 3 | 36 |
| D'Amico | 1-4 | 0-0 | 0-0 | 0 | 1 | 2 | 0 | 2 | 1 | 0 | 15 |
| Totals | 21-56 | 3-11 | 19-28 | 42 | 16 | 64 | 10 | 14 | 6 | 9 | 225 |

FG% 3PT% FT%

| | | | |
|------------|------|------|------|
| USF | 33.8 | 44.4 | 73.7 |
| Notre Dame | 37.5 | 27.3 | 67.9 |

Halftime: USF 34, Notre Dame 21

Officials: Bill Titus, Bon Trammell, Cameron Inouye

Technical: None

USF vs. Notre Dame Post Game Notes

- USF won its third game in its last four outings with a thrilling 68-64 overtime win over No. 21/22 Notre Dame at the Joyce Center ... The win was the Bulls second this season in overtime against a Top 25 team (79-77 win over No. 11/13 DePaul on Dec. 7) ... In addition it was USF's first BIG EAST road win and just the second this season.

- Saturday's attendance of 6,309 marks the third largest crowd to ever see a USF women's basketball game.

- Ezria Parsons hit a three-point shot to tie the game with 2.2 seconds left in regulation ... The Bulls then outscored the Fighting Irish 10-6 in the extra session.

- Jessica Jackson hit a crucial three-pointer with 2:12 left in overtime to give the Bulls a three-point lead (65-62).

- Jessica Dickson scored a team-high 18 points and was 4-4 from the free throw line in overtime ... Jackson and Nalini Miller added 12 and 10 points respectively in the win.



USF Basketball News & Notes • Boxscores

USF at NCAA Tournament Bridgeport Regional 1st & 2nd Round • Norfolk, VA • March 19-21, 2006

GAME 22

USF 69, Villanova 49

Jan. 31, 2006 • Tampa, FL (578)

USF (15-7, 5-4 BIG EAST)

| Player | FG | 3FG | FT | R | F | P | A | T | B | S | M |
|---------------|--------------|------------|--------------|-----------|-----------|-----------|-----------|-----------|----------|----------|------------|
| Parsons-F | 5-10 | 0-0 | 3-4 | 12 | 2 | 13 | 0 | 1 | 3 | 1 | 38 |
| Okpaleke-F | 1-4 | 0-0 | 3-4 | 3 | 2 | 5 | 0 | 2 | 0 | 1 | 18 |
| Dickson-F | 9-14 | 2-4 | 2-2 | 4 | 1 | 22 | 1 | 0 | 1 | 2 | 39 |
| Sheats-G | 5-7 | 0-0 | 2-2 | 5 | 2 | 12 | 1 | 2 | 0 | 3 | 35 |
| Grace-G | 5-9 | 0-1 | 2-2 | 4 | 2 | 12 | 9 | 3 | 0 | 0 | 39 |
| Jackson | 1-2 | 1-2 | 0-0 | 1 | 0 | 3 | 1 | 0 | 0 | 0 | 9 |
| Hunt | 0-0 | 0-0 | 0-0 | 0 | 0 | 0 | 0 | 0 | 0 | 0 | 1 |
| Miller | 1-3 | 0-0 | 0-2 | 6 | 1 | 2 | 0 | 1 | 0 | 0 | 13 |
| Dowdell | 0-0 | 0-0 | 0-0 | 0 | 0 | 0 | 0 | 1 | 0 | 0 | 1 |
| Cambridge | 0-1 | 0-0 | 0-0 | 0 | 2 | 0 | 0 | 2 | 0 | 0 | 7 |
| Totals | 27-50 | 3-7 | 12-16 | 37 | 12 | 69 | 12 | 12 | 4 | 7 | 200 |

Villanova (12-8, 3-6 BIG EAST)

| Player | FG | 3FG | FT | R | F | P | A | T | B | S | M |
|-----------------|--------------|-------------|-------------|-----------|-----------|-----------|-----------|-----------|----------|----------|------------|
| Suez-Karni-F | 4-11 | 1-4 | 0-0 | 5 | 3 | 9 | 3 | 2 | 2 | 1 | 30 |
| Dessart Mager-F | 3-9 | 0-1 | 1-2 | 3 | 1 | 7 | 0 | 0 | 0 | 0 | 24 |
| Adamschick-F | 1-6 | 0-2 | 0-0 | 5 | 2 | 2 | 1 | 0 | 0 | 0 | 30 |
| McManus-G | 1-6 | 0-3 | 0-0 | 2 | 1 | 2 | 1 | 0 | 0 | 1 | 16 |
| Viani-G | 4-8 | 2-4 | 1-1 | 3 | 1 | 11 | 2 | 5 | 0 | 1 | 31 |
| Weiss | 0-3 | 0-1 | 0-0 | 0 | 0 | 0 | 0 | 1 | 0 | 0 | 9 |
| O'Connor | 0-2 | 0-0 | 1-2 | 2 | 1 | 1 | 2 | 0 | 0 | 0 | 14 |
| Witman | 2-6 | 1-3 | 2-2 | 4 | 1 | 7 | 0 | 2 | 0 | 1 | 21 |
| Karcic | 1-4 | 1-3 | 2-2 | 1 | 2 | 5 | 2 | 1 | 0 | 0 | 13 |
| Hatcher | 0-1 | 0-0 | 0-0 | 0 | 0 | 0 | 0 | 0 | 0 | 1 | 3 |
| Garcia | 0-0 | 0-0 | 0-0 | 1 | 0 | 0 | 0 | 0 | 0 | 0 | 2 |
| Roantree | 1-1 | 1-1 | 2-2 | 0 | 1 | 5 | 0 | 1 | 0 | 0 | 6 |
| Lamb | 0-1 | 0-1 | 0-0 | 1 | 0 | 0 | 0 | 0 | 0 | 0 | 1 |
| Totals | 17-58 | 6-23 | 9-11 | 30 | 13 | 49 | 11 | 12 | 2 | 5 | 200 |

FG% 3PT% FT%

| | | | |
|-----------|------|------|------|
| USF | 54.0 | 42.9 | 75.0 |
| Villanova | 29.3 | 26.1 | 81.8 |

Halftime: USF 31, Villanova 23

Officials: Lisa Mattingly, Ken Drayton, Luis Gonzales
Technical: None

USF vs. Villanova Post Game Notes

• USF handed Villanova its worst loss of the 2005-06 season, and its first 20-point loss since the Wildcats dropped a 73-49 outing (24 pts) to Tennessee in the NCAA Tournament Regional Final on March 31, 2003 - a span of 62 games.

• USF shot 54 percent (27-50) from the field on the night ... It was the first time since the North Florida game (54.8 percent, 34-62) that the Bulls shot better than 50 percent from the field, and just the fourth time all season.

• On the other side though, the Bulls held Villanova to just 29.3 percent (17-58) from the field ... It is just the third time this season that USF held its opposition to under 30 percent shooting from the floor.

• Jessica Dickson led the team in scoring for the 17th time this season netting 22 points ... It was her 14th 20-plus point outing of the year and the 37th of her 83-game collegiate career.

• The Bulls placed four players in double figures for the first time since doing so against Syracuse on Jan. 18 ... In addition to Dickson, Ezria Parsons (13), Rachael Sheats (12), and Shantia Grace (12) all tallied double figures against the Wildcats.

GAME 23

No. 25/25 St. John's 78, USF 71

Feb. 5, 2006 • Jamaica, NY • (1,502)

USF (15-8, 5-5 BIG EAST)

| Player | FG | 3FG | FT | R | F | P | A | T | B | S | M |
|---------------|--------------|-------------|--------------|-----------|-----------|-----------|-----------|-----------|----------|----------|------------|
| Parsons-F | 3-6 | 0-0 | 2-2 | 8 | 0 | 8 | 2 | 0 | 1 | 0 | 38 |
| Dickson-F | 6-15 | 2-5 | 4-6 | 8 | 5 | 18 | 1 | 0 | 1 | 1 | 37 |
| Cambridge-C | 0-1 | 0-0 | 0-0 | 0 | 2 | 0 | 0 | 2 | 0 | 0 | 10 |
| Sheats-G | 6-10 | 0-0 | 1-2 | 2 | 5 | 13 | 2 | 0 | 3 | 38 | |
| Grace-G | 4-15 | 0-6 | 7-7 | 5 | 3 | 15 | 4 | 2 | 0 | 1 | 35 |
| Jackson | 0-0 | 0-0 | 1-2 | 0 | 0 | 1 | 0 | 0 | 0 | 1 | 3 |
| Okpaleke | 2-2 | 0-0 | 0-0 | 2 | 2 | 4 | 0 | 0 | 0 | 0 | 10 |
| Miller | 5-13 | 0-0 | 2-5 | 7 | 4 | 12 | 1 | 5 | 2 | 0 | 29 |
| Totals | 26-62 | 2-11 | 17-24 | 38 | 21 | 71 | 10 | 11 | 4 | 6 | 200 |

No. 25/25 St. John's (18-4, 8-3 BIG EAST)

| Player | FG | 3FG | FT | R | F | P | A | T | B | S | M |
|---------------|--------------|------------|--------------|-----------|-----------|-----------|-----------|-----------|----------|----------|------------|
| Clark-F | 7-13 | 0-0 | 2-4 | 10 | 2 | 16 | 0 | 1 | 4 | 2 | 38 |
| Chambers-F | 1-2 | 0-0 | 1-1 | 3 | 3 | 3 | 0 | 1 | 1 | 0 | 15 |
| Wright-G | 5-12 | 1-4 | 5-5 | 6 | 3 | 16 | 2 | 2 | 0 | 2 | 36 |
| Walker-G | 4-8 | 1-2 | 1-4 | 2 | 1 | 10 | 5 | 1 | 0 | 0 | 29 |
| Barlow-G | 8-16 | 0-1 | 4-5 | 4 | 4 | 20 | 2 | 2 | 1 | 0 | 23 |
| Claxton | 0-3 | 0-0 | 4-6 | 2 | 1 | 4 | 3 | 0 | 0 | 2 | 18 |
| Sten | 1-5 | 0-0 | 2-4 | 4 | 3 | 4 | 0 | 1 | 0 | 0 | 20 |
| McLean | 1-3 | 0-0 | 3-5 | 6 | 0 | 5 | 2 | 2 | 0 | 0 | 21 |
| Totals | 27-62 | 2-7 | 22-34 | 41 | 17 | 78 | 14 | 10 | 6 | 6 | 200 |

FG% 3PT% FT%

| | | | |
|------------|------|------|------|
| USF | 41.9 | 18.2 | 70.8 |
| St. John's | 43.5 | 28.6 | 64.7 |

Halftime: St. John's 35, USF 32

Officials: Bonita Spence, Barbara Smith, Joseph Vaszily

Technical: None

USF vs. St. John's Post Game Notes

• USF's 78-71 loss to No. 25/25 St. John's snapped its two-game winning streak.

• The game against the Red Storm was the Bulls' eighth meeting this season with a member of the Top 25.

• The Bulls placed four players in double figures for the second straight game ... Jessica Dickson led the way with 18 points and Shantia Grace added 15 in the loss ... Rachael Sheats and Nalini Miller had 13 and 12 respectively.

GAME 24

USF 62, Seton Hall 50

Feb. 8, 2006 • South Orange, NJ • (467)

USF (16-8, 6-5 BIG EAST)

| Player | FG | 3FG | FT | R | F | P | A | T | B | S | M |
|---------------|--------------|-------------|-------------|-----------|-----------|-----------|-----------|-----------|----------|-----------|------------|
| Okpaleke-F | 3-6 | 0-0 | 2-2 | 6 | 2 | 8 | 0 | 2 | 0 | 4 | 32 |
| Dickson-F | 8-23 | 2-7 | 2-2 | 4 | 3 | 20 | 3 | 0 | 0 | 3 | 38 |
| Cambridge-C | 2-4 | 0-0 | 1-3 | 3 | 3 | 5 | 1 | 3 | 0 | 0 | 20 |
| Sheats-G | 0-2 | 0-0 | 1-2 | 1 | 5 | 1 | 1 | 3 | 0 | 0 | 15 |
| Grace-G | 5-10 | 4-6 | 3-5 | 4 | 1 | 17 | 2 | 2 | 0 | 3 | 40 |
| Jackson | 1-5 | 1-5 | 0-0 | 3 | 0 | 3 | 5 | 0 | 0 | 0 | 25 |
| Hunt | 0-1 | 0-1 | 0-0 | 0 | 0 | 0 | 0 | 0 | 0 | 0 | 2 |
| Miller | 4-7 | 0-0 | 0-2 | 8 | 2 | 8 | 0 | 1 | 0 | 1 | 28 |
| Totals | 23-58 | 7-19 | 9-16 | 36 | 16 | 62 | 12 | 11 | 0 | 11 | 200 |

Seton Hall (6-16, 3-8 BIG EAST)

| Player | FG | 3FG | FT | R | F | P | A | T | B | S | M |
|---------------|--------------|------------|--------------|-----------|-----------|-----------|----------|-----------|----------|----------|------------|
| Harris-F | 3-7 | 0-0 | 2-2 | 7 | 2 | 8 | 0 | 2 | 0 | 2 | 34 |
| Blake-F | 4-10 | 0-0 | 3-5 | 10 | 4 | 11 | 0 | 1 | 0 | 1 | 26 |
| Brown-G | 0-9 | 0-2 | 7-9 | 2 | 3 | 7 | 2 | 5 | 1 | 2 | 32 |
| Korpivaara-G | 1-5 | 0-1 | 0-0 | 3 | 2 | 2 | 0 | 4 | 1 | 1 | 33 |
| Rhodin-G | 2-6 | 1-2 | 1-2 | 6 | 4 | 6 | 3 | 3 | 0 | 2 | 19 |
| Womack | 1-2 | 0-0 | 0-0 | 3 | 2 | 2 | 0 | 2 | 0 | 0 | 13 |
| Shutz | 0-0 | 0-0 | 0-0 | 0 | 0 | 0 | 1 | 0 | 0 | 0 | 16 |
| Messina | 3-6 | 2-4 | 6-6 | 1 | 1 | 14 | 0 | 2 | 0 | 0 | 23 |
| Costello | 0-1 | 0-0 | 0-0 | 1 | 0 | 0 | 1 | 0 | 0 | 0 | 4 |
| Totals | 14-46 | 3-9 | 19-24 | 38 | 18 | 50 | 7 | 19 | 2 | 8 | 200 |

FG% 3PT% FT%

| | | | |
|------------|------|------|------|
| USF | 39.7 | 36.8 | 56.3 |
| Seton Hall | 30.4 | 33.3 | 79.2 |

Halftime: USF 28, Seton Hall 27

Officials: Angela Lewis, Art Bromengen, Janice Aliberti

Technical: None

USF vs. Seton Hall Post Game Notes

• USF got back in the wins column following its loss to No. 25/25 St. John's ... The Bulls handed Seton Hall a 62-50 loss - the Pirates sixth straight - on Wednesday night.

• USF forced the Pirates into 11 of its 19 turnovers on the night in the second half.

• Seton Hall would lead 43-41 with 11:48 left in the contest when the Bulls went on a 14-2 run to blow the game wide open, 45-55 ... During the run, the Pirates' only two points came by way of the charity stripe with 8:57 left ... They would not score again until hitting two more free throws with 4:41 remaining - a stretch of 4:15.

• USF would hold the Pirates to just one field goal during the last 10 minutes of the game en route to the win.

• Jessica Dickson netted a game-high 20 points while Shantia Grace added 17 points in the win.

• Dickson set a new USF single season scoring record ... She surpassed former Bull Wanda Guyton's 549 points set during the 1988-89 season. Dickson currently has 552 points this season.

USF Basketball News & Notes • Boxscores

USF at NCAA Tournament Bridgeport Regional 1st & 2nd Round • Norfolk, VA • March 19-21, 2006

GAME 25

Pittsburgh 60, USF 58

Feb. 11, 2006 • Tampa, FL (1,131)

USF (16-9, 6-6 BIG EAST)

| Player | FG | 3FG | FT | R | F | P | A | T | B | S | M |
|---------------|--------------|------------|--------------|-----------|-----------|-----------|----------|-----------|----------|----------|------------|
| Parsons-F | 2-5 | 0-0 | 0-0 | 7 | 2 | 4 | 2 | 1 | 0 | 2 | 39 |
| Dickson-F | 7-19 | 0-5 | 9-10 | 5 | 0 | 23 | 2 | 2 | 0 | 0 | 40 |
| Cambridge-C | 2-6 | 0-0 | 1-2 | 3 | 1 | 5 | 2 | 0 | 0 | 0 | 13 |
| Sheats-G | 1-6 | 0-0 | 0-0 | 4 | 3 | 2 | 1 | 0 | 0 | 2 | 24 |
| Grace-G | 7-13 | 2-4 | 0-2 | 1 | 4 | 16 | 0 | 4 | 0 | 3 | 33 |
| Okpaleke | 1-5 | 0-0 | 0-0 | 7 | 1 | 2 | 0 | 0 | 0 | 1 | 24 |
| Miller | 3-10 | 0-0 | 0-2 | 8 | 2 | 6 | 0 | 2 | 0 | 1 | 27 |
| Totals | 23-64 | 2-9 | 10-16 | 36 | 13 | 58 | 7 | 10 | 0 | 9 | 200 |

Pittsburgh (16-7, 7-5 BIG EAST)

| Player | FG | 3FG | FT | R | F | P | A | T | B | S | M |
|---------------|--------------|------------|-------------|-----------|-----------|-----------|-----------|-----------|----------|----------|------------|
| Lim-F | 2-2 | 1-1 | 0-0 | 1 | 1 | 5 | 0 | 1 | 0 | 0 | 9 |
| Taylor-F | 1-1 | 0-0 | 0-0 | 8 | 3 | 2 | 0 | 0 | 0 | 0 | 37 |
| Walker-C | 11-19 | 0-0 | 1-2 | 16 | 3 | 23 | 0 | 4 | 1 | 0 | 29 |
| Winn-G | 4-15 | 0-2 | 1-3 | 3 | 2 | 9 | 8 | 7 | 1 | 0 | 36 |
| Stewart-G | 2-6 | 0-1 | 4-4 | 4 | 4 | 8 | 2 | 1 | 2 | 1 | 25 |
| Zellous | 1-4 | 0-0 | 1-2 | 8 | 1 | 3 | 3 | 1 | 1 | 0 | 26 |
| Brown | 3-10 | 2-5 | 0-0 | 2 | 0 | 8 | 2 | 0 | 0 | 0 | 28 |
| Taylor | 1-1 | 0-0 | 0-0 | 1 | 0 | 2 | 0 | 0 | 0 | 0 | 10 |
| Totals | 25-58 | 3-9 | 7-11 | 44 | 15 | 60 | 15 | 14 | 5 | 1 | 200 |

FG% 3PT% FT%

USF 43.1 33.3 63.6
Pittsburgh 35.9 22.2 62.5

Halftime: USF 35, Pittsburgh 30

Officials: June Courteau, Bryan Enterline, Ed Sidlasky
Technicals: Pittsburgh - Team (Bench)

USF vs. Pittsburgh Post Game Notes

- USF's 60-58 loss to Pittsburgh was its second of the season to the Panthers by two points, with both being decided in the last four seconds ... In addition, it was the Bulls fourth loss of the season by two or less points this season.

- The setback snapped USF's three-game home winning streak and its 12-game winning streak against non-ranked opponents (dating back to last year) ... The Bulls have won 21 of its last 24 games against non-ranked opponents on their home floor.

- The Bulls, who were on the short end of a 44-36 rebounding margin against Pittsburgh, were out-rebounded for the fifth time in the last seven games against the Panthers.

- Jessica Dickson - the nation's leading scorer - tallied 23 points in the loss to Pittsburgh ... It is her fifth straight double figure scoring effort and the 24th time this season in 25 games that she has tallied double digits.

- Shantia Grace scored 16 points against the Panthers ... It was her fourth straight double figure scoring out- and the fifth in her last six games.

GAME 26

USF 66, Marquette 57

Feb. 16, 2006 • Tampa, FL (531)

USF (17-9, 7-6 BIG EAST)

| Player | FG | 3FG | FT | R | F | P | A | T | B | S | M |
|---------------|--------------|-------------|--------------|-----------|-----------|-----------|-----------|----------|----------|----------|------------|
| Parsons-F | 4-9 | 0-1 | 5-7 | 8 | 2 | 13 | 0 | 2 | 1 | 0 | 36 |
| Dickson-F | 4-17 | 2-8 | 4-4 | 3 | 4 | 14 | 2 | 0 | 0 | 0 | 39 |
| Cambridge-C | 1-5 | 0-0 | 0-0 | 2 | 2 | 2 | 0 | 0 | 0 | 0 | 15 |
| Sheats-G | 7-11 | 0-0 | 0-0 | 6 | 3 | 14 | 2 | 1 | 0 | 3 | 35 |
| Grace-G | 5-14 | 1-7 | 2-2 | 3 | 1 | 13 | 7 | 2 | 1 | 5 | 40 |
| Jackson | 0-1 | 0-0 | 0-0 | 0 | 0 | 0 | 0 | 0 | 0 | 0 | 5 |
| Okpaleke | 0-0 | 0-0 | 1-2 | 0 | 1 | 1 | 0 | 0 | 0 | 1 | 8 |
| Miller | 4-6 | 0-0 | 1-2 | 9 | 1 | 9 | 1 | 2 | 1 | 0 | 22 |
| Totals | 25-63 | 3-16 | 13-17 | 35 | 14 | 66 | 12 | 7 | 3 | 9 | 200 |

Marquette (16-7, 7-5 BIG EAST)

| Player | FG | 3FG | FT | R | F | P | A | T | B | S | M |
|---------------|--------------|-------------|------------|-----------|-----------|-----------|-----------|-----------|----------|----------|------------|
| Kamm-F | 0-7 | 0-5 | 0-0 | 6 | 1 | 0 | 1 | 0 | 1 | 0 | 31 |
| Quaye-F | 9-13 | 2-4 | 3-6 | 7 | 1 | 23 | 3 | 0 | 1 | 0 | 37 |
| McCullough-F | 6-8 | 0-0 | 0-0 | 8 | 3 | 12 | 2 | 7 | 1 | 1 | 31 |
| Kieger-G | 1-6 | 0-4 | 0-0 | 4 | 2 | 2 | 5 | 6 | 0 | 0 | 28 |
| Ellis-G | 4-8 | 0-2 | 2-2 | 3 | 2 | 10 | 7 | 0 | 1 | 1 | 34 |
| Monfre | 2-3 | 2-3 | 0-1 | 1 | 0 | 6 | 1 | 0 | 0 | 0 | 17 |
| Shirley | 0-0 | 0-0 | 0-0 | 0 | 0 | 0 | 0 | 0 | 0 | 0 | 4 |
| Kovalenko | 2-5 | 0-1 | 0-0 | 3 | 4 | 4 | 0 | 3 | 0 | 1 | 12 |
| Thrower | 0-1 | 0-0 | 0-0 | 3 | 1 | 0 | 1 | 0 | 0 | 0 | 6 |
| Totals | 24-51 | 4-19 | 5-9 | 36 | 14 | 57 | 20 | 16 | 4 | 3 | 200 |

FG% 3PT% FT%

USF 39.7 18.8 76.5
Marquette 47.1 21.1 55.6

Halftime: USF 32, Marquette 26

Officials: Janice Aliberti, Ken Drayton, David Kramer
Technicals: None

USF vs. Marquette Post Game Notes

- USF recorded its first-ever win over Marquette on Thursday night with a 66-57 victory at the Sun Dome.

- The Bulls forced the Golden Eagles into 16 turnovers on the night while committing a season-low seven on their own ... USF held a 15-6 edge in points on turnovers in the win.

- USF's win, it's 17th of the year marks the second most in school history surpassing the 16 originally set during the (16-10) 1977-78 campaign ... The school record for wins was 21 set last year (21-11).

- After going without a blocked shot the last two games, the Bulls got back on track with three rejections.

- USF placed four players in double figures ... Jessica Dickson and Racheal Sheats scored a team high 14 points while Ezria Parsons and Shantia Grace added 13 points apiece.

- Grace put together quite a line in the win ... In addition to her 13 points she had seven assists, five steals, and three rebounds in 40 minutes of action.

GAME 27

Louisville 65, USF 56

Feb. 21, 2006 • Louisville, KY (1,649)

USF 17-10, 7-7 BIG EAST

| Player | FG | 3FG | FT | R | F | P | A | T | B | S | M |
|---------------|--------------|-------------|-------------|-----------|-----------|-----------|-----------|-----------|----------|-----------|------------|
| Parsons-F | 8-16 | 0-0 | 1-2 | 7 | 1 | 17 | 3 | 2 | 0 | 5 | 40 |
| Dickson-F | 4-17 | 1-5 | 3-4 | 2 | 4 | 12 | 1 | 3 | 0 | 1 | 40 |
| Cambridge-C | 4-7 | 0-0 | 0-0 | 3 | 3 | 8 | 1 | 0 | 0 | 3 | 26 |
| Sheats-G | 2-9 | 0-0 | 0-2 | 6 | 4 | 4 | 5 | 1 | 2 | 40 | |
| Grace-G | 3-6 | 3-5 | 2-2 | 3 | 1 | 11 | 2 | 2 | 0 | 0 | 38 |
| Jackson | 0-0 | 0-0 | 0-0 | 0 | 0 | 0 | 0 | 0 | 0 | 0 | 2 |
| Okpaleke | 0-0 | 0-0 | 0-0 | 0 | 0 | 0 | 0 | 0 | 0 | 0 | 1 |
| Miller | 1-6 | 0-0 | 2-2 | 5 | 4 | 4 | 0 | 2 | 0 | 0 | 13 |
| Totals | 22-61 | 4-10 | 8-12 | 28 | 17 | 56 | 12 | 10 | 1 | 11 | 200 |

Louisville (17-8, 8-6 BIG EAST)

| Player | FG | 3FG | FT | R | F | P | A | T | B | S | M |
|---------------|--------------|-------------|--------------|-----------|-----------|-----------|-----------|-----------|----------|----------|------------|
| Covington-F | 7-13 | 0-1 | 4-5 | 5 | 1 | 18 | 3 | 3 | 0 | 0 | 36 |
| Taylor-F | 4-5 | 1-1 | 0-0 | 5 | 1 | 9 | 2 | 1 | 0 | 0 | 25 |
| Huggins-G | 2-3 | 2-3 | 4-6 | 4 | 1 | 10 | 1 | 1 | 0 | 0 | 30 |
| Neal-G | 3-4 | 3-4 | 0-0 | 3 | 2 | 9 | 2 | 4 | 0 | 1 | 31 |
| Olson-G | 1-6 | 0-0 | 0-0 | 1 | 2 | 2 | 2 | 1 | 0 | 1 | 21 |
| Barlow | 1-2 | 0-1 | 0-0 | 3 | 2 | 2 | 2 | 2 | 0 | 1 | 12 |
| Tokova | 0-0 | 0-0 | 1-2 | 4 | 2 | 1 | 0 | 1 | 0 | 1 | 16 |
| Johnson | 0-0 | 0-0 | 0-0 | 0 | 0 | 0 | 0 | 1 | 0 | 0 | 3 |
| McDoughtry | 6-15 | 0-0 | 2-4 | 12 | 3 | 14 | 4 | 4 | 1 | 4 | 26 |
| Totals | 24-48 | 6-10 | 11-17 | 37 | 14 | 65 | 16 | 18 | 1 | 8 | 200 |

FG% 3PT% FT%

USF 36.1 40.0 66.7
Louisville 50.0 60.0 64.7

Halftime: Louisville 32, USF 28

Officials: Bill Titus, Tina Napier, Bryan Enterline
Technicals: None

USF vs. Louisville Post Game Notes

- USF dropped a disappointing 65-56 loss to Louisville on Tuesday night ... It was a critical match up between two teams that entered the game with 7-6 BIG EAST records.

- USF couldn't overcome the Cardinals' impressive 50 percent (24-48) shooting from the field, while only hitting 36.1 percent (22-61) from the floor.

- Louisville controlled the battle in the paint outscoring the Bulls 26-18 in the lane on the night.

- The Bulls also got beaten on the boards, 37-28, which led to 16 second-chance points for UofL ... It was the fifth straight game and the seventh game in the last nine that USF has been on the short end of the rebounding total.

- The Bulls placed three players in double figures led by Ezria Parsons' 17 points ... Jessica Dickson and Shantia Grace also added 12 and 11 points, respectively.



USF Basketball News & Notes • Boxscores

USF at NCAA Tournament Bridgeport Regional 1st & 2nd Round • Norfolk, VA • March 19-21, 2006

GAME 28

USF at West Virginia

Feb. 25, 2006 • Tampa, FL (1,188)

USF (18-10, 8-7 BIG EAST)

| Player | FG | 3FG | FT | R | F | P | A | T | B | S | M |
|---------------|--------------|-------------|-------------|-----------|-----------|-----------|-----------|-----------|----------|----------|------------|
| Parsons-F | 6-9 | 0-2 | 2-4 | 10 | 1 | 14 | 3 | 2 | 0 | 2 | 30 |
| Dickson-F | 10-19 | 4-9 | 0-0 | 3 | 4 | 24 | 0 | 4 | 0 | 1 | 40 |
| Cambridge-C | 1-2 | 0-0 | 3-4 | 1 | 4 | 5 | 0 | 2 | 0 | 0 | 17 |
| Sheats-G | 2-4 | 0-0 | 2-3 | 2 | 4 | 6 | 5 | 1 | 0 | 1 | 23 |
| Grace-G | 2-9 | 1-5 | 1-1 | 3 | 3 | 6 | 6 | 0 | 0 | 1 | 26 |
| Jackson | 1-6 | 1-5 | 0-0 | 1 | 2 | 3 | 2 | 1 | 0 | 0 | 20 |
| Okpaleke | 2-7 | 0-0 | 0-2 | 7 | 2 | 4 | 1 | 0 | 0 | 0 | 20 |
| Hunt | 0-1 | 0-1 | 0-1 | 1 | 0 | 0 | 0 | 0 | 0 | 0 | 1 |
| Miller | 2-5 | 0-0 | 0-0 | 8 | 3 | 4 | 1 | 2 | 3 | 0 | 23 |
| Dowdell | 0-0 | 0-0 | 0-0 | 0 | 0 | 0 | 0 | 0 | 0 | 0 | 0+ |
| Totals | 26-62 | 6-22 | 8-15 | 38 | 23 | 66 | 18 | 12 | 3 | 5 | 200 |

West Virginia (12-14, 4-11 BIG EAST)

| Player | FG | 3FG | FT | R | F | P | A | T | B | S | M |
|---------------|--------------|-------------|--------------|-----------|-----------|-----------|-----------|-----------|----------|----------|------------|
| Cole-F | 4-8 | 0-0 | 1-3 | 7 | 3 | 9 | 2 | 2 | 1 | 1 | 40 |
| Sanni-F | 4-8 | 0-0 | 5-9 | 9 | 3 | 13 | 0 | 2 | 2 | 0 | 30 |
| Owens-G | 2-11 | 2-10 | 3-5 | 5 | 1 | 9 | 3 | 4 | 0 | 1 | 34 |
| Davis-White-G | 2-5 | 1-3 | 3-4 | 4 | 4 | 8 | 0 | 1 | 0 | 0 | 36 |
| Powell-G | 2-5 | 0-0 | 1-3 | 5 | 4 | 5 | 4 | 4 | 0 | 2 | 35 |
| Bucar | 0-0 | 0-0 | 0-0 | 1 | 0 | 0 | 0 | 0 | 0 | 0 | 5 |
| Leuchanka | 1-2 | 0-0 | 4-6 | 3 | 1 | 6 | 1 | 2 | 0 | 0 | 10 |
| Kelly | 2-5 | 0-0 | 2-2 | 2 | 2 | 6 | 0 | 2 | 0 | 0 | 10 |
| Totals | 17-44 | 3-13 | 19-32 | 38 | 18 | 56 | 10 | 17 | 3 | 4 | 200 |

FG% 3PT% FT%

USF 41.9 27.3 53.3
West Virginia 38.6 23.1 59.4

Halftime: USF 37, West Virginia 25

Officials: Yvette McKinney, Deborah Allen, Eric Brewton
Technical: None

USF vs. West Virginia Post Game Notes

- USF equaled its second best win total in program history with a 66-56 triumph over West Virginia in the home finale ... The Bulls ended their regular season home slate with a 12-3 record which is tied for the second most wins joining the 1993-94 team that also won 12 games on their home floor ... Last year's team set a school record with 14 victories in the Sun Dome.

- The Bulls led by as many as 19 points in the second half, however had to sustain one final push from the Mountaineers midway through the half ... The Bulls found themselves going cold following a Dickson lay up with 12:24 left in the game and a 59-42 lead ... West Virginia would cut USF's 17-point edge to nine points, 59-50, while the Bulls went for almost nine-and-a-half minutes until Nalini Miller (Capital Heights, MD) scored off a lay up with 3:02 left in the game.

- Jessica Dickson led USF in the scoring column with 24 points on 10-19 (52.6 percent) shooting from the field ... It was Dickson's first 20-point outing since netting 23 against Pittsburgh on Feb. 11.

- Ezria Parsons recorded her fifth double-double of the season - and the 10th of her career - with a 14-point, 10-rebound outing.

GAME 29

USF 71, Georgetown 57

Feb. 28, 2006 • Washington, DC (307)

19-10, (9-7 BIG EAST)

| Player | FG | 3FG | FT | R | F | P | A | T | B | S | M |
|---------------|--------------|-------------|--------------|-----------|-----------|-----------|-----------|-----------|----------|----------|------------|
| Sheats-F | 0-4 | 0-0 | 0-0 | 5 | 4 | 0 | 2 | 0 | 0 | 0 | 11 |
| Dickson-F | 10-22 | 2-9 | 0-0 | 6 | 2 | 22 | 2 | 1 | 3 | 2 | 38 |
| Cambridge-C | 2-4 | 0-0 | 0-0 | 1 | 0 | 4 | 0 | 2 | 0 | 1 | 15 |
| Grace-G | 1-7 | 0-2 | 2-2 | 1 | 2 | 4 | 5 | 1 | 0 | 0 | 24 |
| Jackson-G | 7-12 | 6-11 | 1-1 | 2 | 1 | 21 | 3 | 0 | 0 | 0 | 35 |
| Parsons | 1-3 | 0-0 | 2-2 | 6 | 0 | 4 | 2 | 2 | 1 | 0 | 30 |
| Okpaleke | 1-1 | 0-0 | 3-3 | 4 | 2 | 5 | 0 | 1 | 0 | 0 | 15 |
| Hunt | 0-1 | 0-0 | 0-0 | 0 | 0 | 0 | 0 | 0 | 0 | 0 | 1 |
| Miller | 4-6 | 0-0 | 3-5 | 8 | 2 | 11 | 0 | 3 | 5 | 2 | 31 |
| Totals | 26-60 | 8-22 | 11-13 | 37 | 13 | 71 | 14 | 11 | 9 | 5 | 200 |

Georgetown (10-17, 3-13 BIG EAST)

| Player | FG | 3FG | FT | R | F | P | A | T | B | S | M |
|---------------|--------------|------------|--------------|-----------|-----------|-----------|-----------|-----------|----------|----------|------------|
| MKarlow-F | 7-16 | 0-0 | 9-9 | 10 | 4 | 23 | 2 | 1 | 1 | 3 | 39 |
| Whitt-F | 6-7 | 0-0 | 0-0 | 4 | 2 | 12 | 1 | 0 | 1 | 0 | 23 |
| Heidloff-G | 2-7 | 0-2 | 0-2 | 2 | 0 | 4 | 7 | 0 | 1 | 0 | 32 |
| Tyburski-G | 0-3 | 0-1 | 0-0 | 4 | 2 | 0 | 1 | 2 | 0 | 2 | 27 |
| Lesuerer-G | 5-13 | 0-0 | 0-0 | 4 | 1 | 10 | 6 | 5 | 0 | 0 | 33 |
| Cartin | 2-8 | 1-2 | 0-0 | 3 | 1 | 5 | 1 | 1 | 1 | 0 | 21 |
| Bozeman | 0-0 | 0-0 | 0-0 | 0 | 1 | 0 | 0 | 3 | 0 | 0 | 8 |
| Wheeler | 1-3 | 0-0 | 1-2 | 3 | 2 | 3 | 0 | 1 | 1 | 1 | 17 |
| Totals | 23-57 | 1-5 | 10-13 | 35 | 13 | 57 | 18 | 14 | 5 | 6 | 200 |

FG% 3PT% FT%

USF 43.3 36.4 84.6
Georgetown 40.4 20.0 76.9

Halftime: USF 42, Georgetown 35

Officials: Wesley Dean, John Morningstar, Sue Blauch
Technical: None

USF vs. Georgetown Post Game Notes

- The Bulls ended their regular season in winning fashion handing Georgetown a 71-57 loss on Feb. 28 in Washington, DC ... The league win gave the Bulls nine in their inaugural season in the BIG EAST which equals the most conference wins in program history with last year's team (9-5 Conference USA).

- After the Hoyas cut the lead to one-point 54-53 with 13:12 left Bulls used a 12-0 run to blow the game open in the second half.

- USF's 84.6 percent (11-13) performance from the free throw line was a season high, and its best display from the charity stripe since netting 92.9 percent (13-14) against UAF on Feb. 26, 2005.

- Jessica Dickson scored a team-high 22 points on 10-22 (45.4 percent) shooting from the field in the win ... She also added six rebounds and tied a career-high with three blocked shots.

GAME 30

No. 10 Notre Dame 73, No. 7 USF 66

BIG EAST Tour. 1st Rd. • Mar. 4, 2006 (9,148)

USF (19-10)

| Player | FG | 3FG | FT | R | F | P | A | T | B | S | M |
|---------------|--------------|-------------|--------------|-----------|-----------|-----------|-----------|-----------|----------|----------|------------|
| Parsons-F | 2-4 | 0-0 | 2-2 | 8 | 3 | 6 | 3 | 2 | 3 | 0 | 39 |
| Dickson-F | 6-21 | 3-8 | 1-3 | 10 | 4 | 16 | 3 | 1 | 1 | 1 | 40 |
| Cambridge-C | 0-6 | 0-1 | 4-6 | 3 | 3 | 4 | 0 | 0 | 1 | 0 | 25 |
| Sheats-G | 4-5 | 0-0 | 0-0 | 3 | 5 | 8 | 2 | 6 | 0 | 1 | 28 |
| Grace-G | 7-13 | 4-5 | 6-8 | 4 | 2 | 24 | 5 | 6 | 0 | 1 | 40 |
| Jackson | 1-3 | 1-3 | 0-0 | 0 | 2 | 3 | 1 | 0 | 0 | 0 | 12 |
| Okpaleke | 0-0 | 0-0 | 0-0 | 0 | 0 | 0 | 0 | 0 | 0 | 0 | 1 |
| Miller | 2-5 | 0-0 | 1-2 | 2 | 4 | 5 | 1 | 3 | 2 | 0 | 15 |
| Totals | 22-57 | 8-17 | 14-21 | 34 | 23 | 66 | 15 | 19 | 7 | 3 | 200 |

Notre Dame (18-10)

| Player | FG | 3FG | FT | R | F | P | A | T | B | S | M |
|---------------|--------------|------------|--------------|-----------|-----------|-----------|-----------|-----------|----------|----------|------------|
| LaVere-F | 5-10 | 0-0 | 0-2 | 5 | 3 | 10 | 2 | 2 | 4 | 0 | 35 |
| Gaines-G | 4-4 | 0-0 | 4-6 | 7 | 1 | 12 | 5 | 3 | 0 | 0 | 29 |
| Duffy-G | 4-12 | 1-4 | 7-7 | 2 | 2 | 16 | 1 | 4 | 0 | 2 | 34 |
| Schraeder-G | 4-7 | 0-0 | 6-8 | 5 | 2 | 14 | 0 | 1 | 0 | 2 | 31 |
| Gray-G | 0-4 | 0-2 | 0-0 | 5 | 1 | 0 | 2 | 1 | 0 | 1 | 24 |
| Allen | 5-15 | 0-2 | 2-2 | 5 | 3 | 12 | 0 | 0 | 3 | 2 | 29 |
| D'Amico | 1-2 | 0-0 | 1-2 | 0 | 1 | 3 | 0 | 1 | 0 | 0 | 5 |
| Erwin | 2-4 | 0-0 | 2-2 | 4 | 3 | 6 | 0 | 1 | 0 | 1 | 13 |
| Totals | 25-58 | 1-8 | 22-29 | 39 | 16 | 73 | 10 | 13 | 7 | 8 | 200 |

FG% 3PT% FT%

USF 38.6 47.1 66.7
Notre Dame 43.1 12.5 75.9

Halftime: USF 31, Notre Dame 31

Officials: Dennis DeMayo, Denise Brooks-Carter, Janice Aliberti
Technical: None

USF vs. Notre Dame Post Game Notes

- USF entered its first-ever BIG EAST Conference Tournament as the No. 7 seed matching the second highest seed it ever earned in a postseason conference tournament ... The Bulls would face No. 10 seed Notre Dame in the opening round where the Fighting Irish came out on top 73-66.

- The Bulls were dominated in the paint being outscored 32-12 in the lane which includes 18-2 in the first half.

- USF's 19 turnovers were the most committed since the Bulls recorded 20 against Cincinnati on Jan. 15 ... The Bulls 19 miscues proved to be a key factor in their loss to the Fighting Irish as Notre Dame tallied 23 points off the turnovers while USF recorded just eight points off 13 ND miscues.

- USF was beaten on the glass for the sixth time in the last eight games as Notre Dame outrebounded the Bulls 39-34 ... The Fighting Irish held a 10-5 advantage in second chance points.

- Shantia Grace led the Bulls in scoring for just the second time this season netting a career high 24 points ... Grace was 7-13 (53.8 percent) from the field and 4-5 (80 percent) from three-point range.

- Jessica Dickson recorded her third double-double of the season - and the sixth of her career with a 16-point, 10-rebound effort in the loss.

2005-06 USF Women's Basketball
 USF Combined Team Statistics (as of Mar 04, 2006)
 All games

| | | | | |
|----------------------------|----------------|---------------|--------------|----------------|
| RECORD: | OVERALL | HOME | AWAY | NEUTRAL |
| ALL GAMES..... | (19-11) | (12-3) | (4-7) | (3-1) |
| CONFERENCE..... | (9-7) | (6-2) | (3-5) | (0-0) |
| NON-CONFERENCE..... | (10-4) | (6-1) | (1-2) | (3-1) |

| ## Player | GP-GS | Min--Avg | ---TOTAL--- | | ---3-PTS--- | | FT-FTA | | Pct | | ---REBOUNDS--- | | | | PF | FO | A | TO | Blk | Stl | Pts | Avg |
|------------------------|-------|-----------|-------------|------|-------------|------|---------|------|-----|-----|----------------|------|-----|----|-----|-----|-----|-----|------|------|-----|-----|
| | | | FG-FGA | Pct | 3FG-FGA | Pct | Off | Def | Tot | Avg | | | | | | | | | | | | |
| 25 DICKSON, Jessica... | 30-30 | 1132 37.7 | 238-561 | .424 | 66-190 | .347 | 122-142 | .859 | 63 | 114 | 177 | 5.9 | 77 | 1 | 45 | 61 | 18 | 37 | 664 | 22.1 | | |
| 03 GRACE, Shantia.... | 30-29 | 1028 34.3 | 105-270 | .389 | 33-108 | .306 | 62-85 | .729 | 28 | 59 | 87 | 2.9 | 62 | 1 | 149 | 75 | 6 | 46 | 305 | 10.2 | | |
| 32 MILLER, Nalini.... | 30-20 | 829 27.6 | 117-257 | .455 | 0-0 | .000 | 54-116 | .466 | 87 | 118 | 205 | 6.8 | 77 | 3 | 21 | 60 | 63 | 51 | 288 | 9.6 | | |
| 01 PARSONS, Ezria.... | 28-27 | 1001 35.8 | 103-247 | .417 | 3-14 | .214 | 37-62 | .597 | 76 | 159 | 235 | 8.4 | 47 | 0 | 82 | 67 | 24 | 41 | 246 | 8.8 | | |
| 02 SHEATS, Rachael... | 26-23 | 658 25.3 | 71-160 | .444 | 0-0 | .000 | 43-65 | .662 | 37 | 53 | 90 | 3.5 | 82 | 6 | 62 | 45 | 9 | 53 | 185 | 7.1 | | |
| 10 JACKSON, Jessica... | 27-2 | 375 13.9 | 42-107 | .393 | 33-90 | .367 | 12-20 | .600 | 4 | 24 | 28 | 1.0 | 33 | 0 | 35 | 18 | 0 | 10 | 129 | 4.8 | | |
| 12 OKPALEKE, ChiChi... | 29-5 | 449 15.5 | 44-90 | .489 | 1-3 | .333 | 36-55 | .655 | 45 | 53 | 98 | 3.4 | 51 | 1 | 9 | 26 | 9 | 27 | 125 | 4.3 | | |
| 45 CAMBRIDGE, Sharon.. | 29-14 | 495 17.1 | 39-118 | .331 | 0-2 | .000 | 18-29 | .621 | 30 | 41 | 71 | 2.4 | 53 | 1 | 9 | 28 | 4 | 18 | 96 | 3.3 | | |
| 44 DOWDELL, Tamara.... | 7-0 | 43 6.1 | 8-13 | .615 | 0-0 | .000 | 5-8 | .625 | 3 | 10 | 13 | 1.9 | 3 | 0 | 0 | 5 | 2 | 1 | 21 | 3.0 | | |
| 21 HUNT, Courtney.... | 8-0 | 38 4.8 | 7-14 | .500 | 5-11 | .455 | 2-5 | .400 | 1 | 5 | 6 | 0.8 | 4 | 0 | 3 | 2 | 0 | 2 | 21 | 2.6 | | |
| TEAM..... | | | | | | | | | | | | | | | | | | | | | | |
| Total..... | 30 | 6048 | 774-1837 | .421 | 141-418 | .337 | 391-587 | .666 | 413 | 696 | 1109 | 37.0 | 489 | 13 | 415 | 393 | 135 | 286 | 2080 | 69.3 | | |
| Opponents..... | 30 | 6048 | 675-1618 | .417 | 109-352 | .310 | 388-557 | .697 | 340 | 767 | 1107 | 36.9 | 515 | - | 378 | 538 | 92 | 172 | 1847 | 61.6 | | |

| TEAM STATISTICS | USF | OPP | DATE | OPPONENT | W/L | SCORE | ATTEND |
|-------------------------|----------|----------|-----------|---------------------------|---|--------|--------|
| SCORING..... | 2080 | 1847 | #11/19/05 | TEXAS-ARLINGTON | W | 74-50 | 258 |
| Points per game..... | 69.3 | 61.6 | #11/20/05 | TENNESSEE-MARTIN | W | 78-44 | 323 |
| Scoring margin..... | +7.8 | - | 11/23/05 | JACKSONVILLE | W | 98-60 | 293 |
| FIELD GOALS-ATT..... | 774-1837 | 675-1618 | +11/26/05 | MARYLAND-BALTIMORE COUNTY | W | 66-56 | 253 |
| Field goal pct..... | .421 | .417 | +11/27/05 | ROBERT MORRIS | W | 83-58 | 302 |
| 3 POINT FG-ATT..... | 141-418 | 109-352 | 12/02/05 | at 7/8 North Carolina | L | 47-71 | 1339 |
| 3-point FG pct..... | .337 | .310 | *12/07/05 | 11/13 DEPAUL | W OT | 79-77 | 482 |
| 3-pt FG made per game.. | 4.7 | 3.6 | 12/10/05 | 13/15 MICHIGAN STATE | L | 66-81 | 1182 |
| FREE THROWS-ATT..... | 391-587 | 388-557 | ^12/19/05 | vs UPR-Mayaguez | W | 121-41 | 170 |
| Free throw pct..... | .666 | .697 | ^12/20/05 | vs Northern Arizona | W | 60-55 | 187 |
| REBOUNDS..... | 1109 | 1107 | ^12/21/05 | vs Colorado | W | 72-59 | 110 |
| Rebounds per game..... | 37.0 | 36.9 | 12/28/05 | NORTH FLORIDA | W | 87-49 | 417 |
| Rebounding margin..... | +0.1 | - | 12/30/05 | at 3/3 LSU | L | 44-87 | 3869 |
| ASSISTS..... | 415 | 378 | 01/02/06 | at Florida International | W | 63-50 | 619 |
| Assists per game..... | 13.8 | 12.6 | *01/08/06 | at Pittsburgh | L | 64-66 | 1163 |
| TURNOVERS..... | 393 | 538 | *01/11/06 | 10/9 RUTGERS | L | 65-66 | 1153 |
| Turnovers per game.... | 13.1 | 17.9 | *01/15/06 | at Cincinnati | L | 87-89 | 644 |
| Turnover margin..... | +4.8 | - | *01/18/06 | SYRACUSE | W | 73-55 | 605 |
| Assist/turnover ratio.. | 1.1 | 0.7 | *01/21/06 | PROVIDENCE | W | 53-47 | 844 |
| STEALS..... | 286 | 172 | *01/24/06 | at 5/4 Connecticut | L | 47-77 | 13512 |
| Steals per game..... | 9.5 | 5.7 | *01/28/06 | at 21/22 Notre Dame | W OT | 68-64 | 6309 |
| BLOCKS..... | 135 | 92 | *01/31/06 | VILLANOVA | W | 69-49 | 578 |
| Blocks per game..... | 4.5 | 3.1 | *02/05/06 | at 25/25 St. John's | L | 71-78 | 1502 |
| WINNING STREAK..... | 0 | - | *02/08/06 | at Seton Hall | W | 62-50 | 467 |
| Home win streak..... | 2 | - | *02/11/06 | PITTSBURGH | L | 58-60 | 1131 |
| ATTENDANCE..... | 9540 | 31847 | *02/16/06 | MARQUETTE | W | 66-57 | 531 |
| Home games-Avg/Game... | 15-636 | 11-2853 | *02/21/06 | at Louisville | L | 56-65 | 1649 |
| Neutral site-Avg/Game.. | - | 4-117 | *02/25/06 | WEST VIRGINIA | W | 66-56 | 1188 |
| | | | *02/28/06 | at Georgetown | W | 71-57 | 307 |
| SCORE BY PERIODS: | 1st | 2nd | OT | Total | | | |
| USF..... | 1035 | 1020 | 25 | - 2080 | # = Image Depot Shootout, Tampa, FL | | |
| Opponents..... | 874 | 954 | 19 | - 1847 | + = Best Western Roundball Classic, Tampa, FL | | |
| | | | | | * = BIG EAST Conference game | | |
| | | | | | ^ = San Juan Shootout, San Juan, Puerto Rico | | |
| | | | | | \$ = BIG EAST Conference Tournament, Hartford, CT | | |

2005-06 USF Women's Basketball
 USF Combined Team Statistics (as of Feb 28, 2006)
 Conference games

| | | | | |
|-----------------------------|----------------|--------------|--------------|----------------|
| RECORD: | OVERALL | HOME | AWAY | NEUTRAL |
| ALL GAMES | (9-7) | (6-2) | (3-5) | (0-0) |
| CONFERENCE | (9-7) | (6-2) | (3-5) | (0-0) |
| NON-CONFERENCE | (0-0) | (0-0) | (0-0) | (0-0) |

| ## Player | GP-GS | Min--Avg | ---TOTAL--- | | ---3-PTS--- | | ---REBOUNDS--- | | | | | | | | | | | | | |
|------------------------|-------|----------|-------------|------|-------------|------|----------------|------|-----|-----|-----|------|-----|----|-----|-----|-----|-----|------|------|
| | | | FG-FGA | Pct | 3FG-FGA | Pct | FT-FTA | Pct | Off | Def | Tot | Avg | PF | FO | A | TO | Blk | Stl | Pts | Avg |
| 25 DICKSON, Jessica... | 16-16 | 627 39.2 | 121-308 | .393 | 34-113 | .301 | 72-81 | .889 | 31 | 57 | 88 | 5.5 | 44 | 1 | 18 | 33 | 6 | 24 | 348 | 21.8 |
| 03 GRACE, Shantia.... | 16-16 | 553 34.6 | 58-165 | .352 | 17-63 | .270 | 35-46 | .761 | 14 | 28 | 42 | 2.6 | 35 | 1 | 78 | 33 | 1 | 19 | 168 | 10.5 |
| 01 PARSONS, Ezria.... | 14-13 | 524 37.4 | 50-124 | .403 | 2-9 | .222 | 19-28 | .679 | 41 | 83 | 124 | 8.9 | 21 | 0 | 35 | 29 | 11 | 20 | 121 | 8.6 |
| 32 MILLER, Nalini.... | 16-7 | 445 27.8 | 54-139 | .388 | 0-0 | .000 | 27-58 | .466 | 46 | 66 | 112 | 7.0 | 40 | 1 | 8 | 31 | 29 | 18 | 135 | 8.4 |
| 02 SHEATS, Rachael... | 15-15 | 418 27.9 | 47-104 | .452 | 0-0 | .000 | 18-32 | .563 | 28 | 33 | 61 | 4.1 | 58 | 5 | 43 | 26 | 4 | 26 | 112 | 7.5 |
| 10 JACKSON, Jessica... | 13-1 | 165 12.7 | 17-46 | .370 | 16-42 | .381 | 5-7 | .714 | 1 | 11 | 12 | 0.9 | 12 | 0 | 14 | 9 | 0 | 3 | 55 | 4.2 |
| 12 OKPALEKE, ChiChi... | 16-2 | 262 16.4 | 22-49 | .449 | 0-0 | .000 | 15-27 | .556 | 22 | 28 | 50 | 3.1 | 21 | 0 | 3 | 13 | 2 | 16 | 59 | 3.7 |
| 45 CAMBRIDGE, Sharon.. | 16-10 | 249 15.6 | 24-58 | .414 | 0-0 | .000 | 9-15 | .600 | 16 | 21 | 37 | 2.3 | 29 | 0 | 4 | 16 | 1 | 9 | 57 | 3.6 |
| 21 HUNT, Courtney.... | 5-0 | 6 1.2 | 0-4 | .000 | 0-3 | .000 | 0-1 | .000 | 0 | 1 | 1 | 0.2 | 1 | 0 | 0 | 0 | 0 | 0 | 0 | 0.0 |
| 44 DOWELL, Tamara.... | 2-0 | 1 0.5 | 0-0 | .000 | 0-0 | .000 | 0-0 | .000 | 0 | 0 | 0 | 0.0 | 0 | 0 | 0 | 1 | 0 | 0 | 0 | 0.0 |
| TEAM..... | | | | | | | | | 22 | 34 | 56 | 3.5 | 0 | | 3 | | | | | |
| Total..... | 16 | 3250 | 393-997 | .394 | 69-230 | .300 | 200-295 | .678 | 221 | 362 | 583 | 36.4 | 261 | 8 | 203 | 194 | 54 | 135 | 1055 | 65.9 |
| Opponents..... | 16 | 3250 | 374-880 | .425 | 59-188 | .314 | 206-300 | .687 | 193 | 435 | 628 | 39.2 | 272 | - | 220 | 277 | 60 | 90 | 1013 | 63.3 |

| TEAM STATISTICS | USF | OPP | DATE | OPPONENT | W/L | SCORE | ATTEND |
|-------------------------|---------|---------|---|---------------------|------|-------|--------|
| SCORING..... | 1055 | 1013 | *12/07/05 | 11/13 DEPAUL | W OT | 79-77 | 482 |
| Points per game..... | 65.9 | 63.3 | *01/08/06 | at Pittsburgh | L | 64-66 | 1163 |
| Scoring margin..... | +2.6 | - | *01/11/06 | 10/9 RUTGERS | L | 65-66 | 1153 |
| FIELD GOALS-ATT..... | 393-997 | 374-880 | *01/15/06 | at Cincinnati | L | 87-89 | 644 |
| Field goal pct..... | .394 | .425 | *01/18/06 | SYRACUSE | W | 73-55 | 605 |
| 3 POINT FG-ATT..... | 69-230 | 59-188 | *01/21/06 | PROVIDENCE | W | 53-47 | 844 |
| 3-point FG pct..... | .300 | .314 | *01/24/06 | at 5/4 Connecticut | L | 47-77 | 13512 |
| 3-pt FG made per game.. | 4.3 | 3.7 | *01/28/06 | at 21/22 Notre Dame | W OT | 68-64 | 6309 |
| FREE THROWS-ATT..... | 200-295 | 206-300 | *01/31/06 | VILLANOVA | W | 69-49 | 578 |
| Free throw pct..... | .678 | .687 | *02/05/06 | at 25/25 St. John's | L | 71-78 | 1502 |
| REBOUNDS..... | 583 | 628 | *02/08/06 | at Seton Hall | W | 62-50 | 467 |
| Rebounds per game..... | 36.4 | 39.2 | *02/11/06 | PITTSBURGH | L | 58-60 | 1131 |
| Rebounding margin..... | -2.8 | - | *02/16/06 | MARQUETTE | W | 66-57 | 531 |
| ASSISTS..... | 203 | 220 | *02/21/06 | at Louisville | L | 56-65 | 1649 |
| Assists per game..... | 12.7 | 13.8 | *02/25/06 | WEST VIRGINIA | W | 66-56 | 1188 |
| TURNOVERS..... | 194 | 277 | *02/28/06 | at Georgetown | W | 71-57 | 307 |
| Turnovers per game.... | 12.1 | 17.3 | # = Image Depot Shootout, Tampa, FL | | | | |
| Turnover margin..... | +5.2 | - | + = Best Western Roundball Classic, Tampa, FL | | | | |
| Assist/turnover ratio.. | 1.0 | 0.8 | * = BIG EAST Conference game | | | | |
| STEALS..... | 135 | 90 | ^ = San Juan Shootout, San Juan, Puerto Rico | | | | |
| Steals per game..... | 8.4 | 5.6 | | | | | |
| BLOCKS..... | 54 | 60 | | | | | |
| Blocks per game..... | 3.4 | 3.8 | | | | | |
| WINNING STREAK..... | 2 | - | | | | | |
| Home win streak..... | 2 | - | | | | | |
| ATTENDANCE..... | 6512 | 25553 | | | | | |
| Home games-Avg/Game... | 8-814 | 8-3194 | | | | | |
| Neutral site-Avg/Game.. | - | 0-0 | | | | | |
| SCORE BY PERIODS: | 1st | 2nd | OT | Total | | | |
| USF..... | 519 | 511 | 25 | - | 1055 | | |
| Opponents..... | 463 | 531 | 19 | - | 1013 | | |

2005-06 USF Women's Basketball
 USF Team Game-by-Game (as of Mar 13, 2006)
 All games

TEAM STATISTICS

| Opponent | Date | Score | W/L | ---TOTAL--- | | --3-PTRS-- | | FT-FTA | | ----REBOUNDS---- | | | | PF | A | TO | Blk | Stl | Pts | ---Avg |
|-----------------------|----------|--------|-----|-------------|------|------------|------|---------|------|------------------|-----|------|------|-----|-----|-----|-----|-----|------|--------|
| | | | | FG-FGA | Pct | 3FG-FGA | Pct | Pct | Pct | Off | Def | Tot | Avg | | | | | | | |
| TEXAS-ARLINGTON | 11/19/05 | 74-50 | W | 28-58 | .483 | 1-5 | .200 | 17-25 | .680 | 10 | 29 | 39 | 39.0 | 11 | 15 | 10 | 5 | 13 | 74 | 74.0 |
| TENNESSEE-MARTIN | 11/20/05 | 78-44 | W | 31-63 | .492 | 9-20 | .450 | 7-9 | .778 | 15 | 24 | 39 | 39.0 | 18 | 19 | 14 | 15 | 17 | 78 | 76.0 |
| JACKSONVILLE | 11/23/05 | 98-60 | W | 34-62 | .548 | 6-17 | .353 | 24-34 | .706 | 11 | 25 | 36 | 38.0 | 18 | 23 | 14 | 9 | 12 | 98 | 83.3 |
| MARYLAND-BALTIMORE CO | 11/26/05 | 66-56 | W | 26-69 | .377 | 4-18 | .222 | 10-14 | .714 | 21 | 22 | 43 | 39.2 | 13 | 13 | 15 | 5 | 11 | 66 | 79.0 |
| ROBERT MORRIS | 11/27/05 | 83-58 | W | 30-61 | .492 | 7-13 | .538 | 16-23 | .696 | 13 | 32 | 45 | 40.4 | 19 | 18 | 12 | 4 | 5 | 83 | 79.8 |
| at 7/8 North Carolina | 12/02/05 | 47-71 | L | 19-55 | .345 | 2-13 | .154 | 7-21 | .333 | 18 | 24 | 42 | 40.7 | 18 | 5 | 19 | 1 | 7 | 47 | 74.3 |
| 11/13 DEPAUL | 12/07/05 | 79-77 | Wot | 32-67 | .478 | 4-11 | .364 | 11-17 | .647 | 8 | 27 | 35 | 39.9 | 14 | 17 | 13 | 4 | 10 | 79 | 75.0 |
| 13/15 MICHIGAN STATE | 12/10/05 | 66-81 | L | 24-57 | .421 | 7-18 | .389 | 11-15 | .733 | 11 | 16 | 27 | 38.2 | 20 | 14 | 15 | 4 | 4 | 66 | 73.9 |
| vs UPR-Mayaguez | 12/19/05 | 121-41 | W | 48-70 | .686 | 10-16 | .625 | 15-21 | .714 | 14 | 35 | 49 | 39.4 | 15 | 35 | 11 | 4 | 15 | 121 | 79.1 |
| vs Northern Arizona | 12/20/05 | 60-55 | W | 18-58 | .310 | 4-9 | .444 | 20-30 | .667 | 17 | 22 | 39 | 39.4 | 12 | 11 | 12 | 4 | 10 | 60 | 77.2 |
| vs Colorado | 12/21/05 | 72-59 | W | 26-53 | .491 | 2-6 | .333 | 18-26 | .692 | 16 | 13 | 29 | 38.5 | 19 | 6 | 10 | 3 | 11 | 72 | 76.7 |
| NORTH FLORIDA | 12/28/05 | 87-49 | W | 34-62 | .548 | 8-21 | .381 | 11-24 | .458 | 10 | 23 | 33 | 38.0 | 6 | 25 | 9 | 8 | 22 | 87 | 77.6 |
| at 3/3 LSU | 12/30/05 | 44-87 | L | 16-53 | .302 | 4-14 | .286 | 8-12 | .667 | 10 | 12 | 22 | 36.8 | 20 | 5 | 20 | 5 | 10 | 44 | 75.0 |
| at Florida Internatio | 01/02/06 | 63-50 | W | 25-62 | .403 | 0-1 | .000 | 13-17 | .765 | 18 | 31 | 49 | 37.6 | 16 | 8 | 19 | 7 | 11 | 63 | 74.1 |
| at Pittsburgh | 01/08/06 | 64-66 | L | 25-61 | .410 | 3-11 | .273 | 11-16 | .688 | 13 | 16 | 29 | 37.1 | 14 | 16 | 13 | 6 | 9 | 64 | 73.5 |
| 10/9 RUTGERS | 01/11/06 | 65-66 | L | 18-51 | .353 | 6-16 | .375 | 23-36 | .639 | 17 | 16 | 33 | 36.8 | 16 | 12 | 9 | 4 | 6 | 65 | 72.9 |
| at Cincinnati | 01/15/06 | 87-89 | L | 30-76 | .395 | 4-20 | .200 | 23-30 | .767 | 18 | 27 | 45 | 37.3 | 25 | 16 | 20 | 4 | 10 | 87 | 73.8 |
| SYRACUSE | 01/18/06 | 73-55 | W | 27-70 | .386 | 4-11 | .364 | 15-21 | .714 | 16 | 22 | 38 | 37.3 | 15 | 12 | 9 | 3 | 11 | 73 | 73.7 |
| PROVIDENCE | 01/21/06 | 53-47 | W | 20-63 | .317 | 3-14 | .214 | 10-18 | .556 | 15 | 27 | 42 | 37.6 | 11 | 10 | 15 | 3 | 13 | 53 | 72.6 |
| at 5/4 Connecticut | 01/24/06 | 47-77 | L | 20-61 | .328 | 2-13 | .154 | 5-9 | .556 | 10 | 18 | 28 | 37.1 | 14 | 11 | 15 | 3 | 3 | 47 | 71.3 |
| at 21/22 Notre Dame | 01/28/06 | 68-64 | Wot | 23-68 | .338 | 8-18 | .444 | 14-19 | .737 | 17 | 31 | 48 | 37.6 | 23 | 12 | 16 | 3 | 10 | 68 | 71.2 |
| VILLANOVA | 01/31/06 | 69-49 | W | 27-50 | .540 | 3-7 | .429 | 12-16 | .750 | 8 | 29 | 37 | 37.6 | 12 | 12 | 12 | 4 | 7 | 69 | 71.1 |
| at 25/25 St. John's | 02/05/06 | 71-78 | L | 26-62 | .419 | 2-11 | .182 | 17-24 | .708 | 17 | 21 | 38 | 37.6 | 21 | 10 | 11 | 4 | 6 | 71 | 71.1 |
| at Seton Hall | 02/08/06 | 62-50 | W | 23-58 | .397 | 7-19 | .368 | 9-16 | .563 | 13 | 23 | 36 | 37.5 | 16 | 12 | 11 | 0 | 11 | 62 | 70.7 |
| PITTSBURGH | 02/11/06 | 58-60 | L | 23-64 | .359 | 2-9 | .222 | 10-16 | .625 | 15 | 21 | 36 | 37.5 | 13 | 7 | 10 | 0 | 9 | 58 | 70.2 |
| MARQUETTE | 02/16/06 | 66-57 | W | 25-63 | .397 | 3-16 | .188 | 13-17 | .765 | 13 | 22 | 35 | 37.4 | 14 | 12 | 7 | 3 | 9 | 66 | 70.0 |
| at Louisville | 02/21/06 | 56-65 | L | 22-61 | .361 | 4-10 | .400 | 8-12 | .667 | 12 | 16 | 28 | 37.0 | 17 | 12 | 10 | 1 | 11 | 56 | 69.5 |
| WEST VIRGINIA | 02/25/06 | 66-56 | W | 26-62 | .419 | 6-22 | .273 | 8-15 | .533 | 15 | 23 | 38 | 37.1 | 23 | 18 | 12 | 3 | 5 | 66 | 69.4 |
| at Georgetown | 02/28/06 | 71-57 | W | 26-60 | .433 | 8-22 | .364 | 11-13 | .846 | 14 | 23 | 37 | 37.1 | 13 | 14 | 11 | 9 | 5 | 71 | 69.4 |
| vs NOTRE DAME | 03/04/06 | 66-73 | L | 22-57 | .386 | 8-17 | .471 | 14-21 | .667 | 8 | 26 | 34 | 37.0 | 23 | 15 | 19 | 7 | 3 | 66 | 69.3 |
| USF | | 2080 | | 774-1837 | .421 | 141-418 | .337 | 391-587 | .666 | 413 | 696 | 1109 | 37.0 | 489 | 415 | 393 | 135 | 286 | 2080 | 69.3 |
| Opponents | | 1847 | | 675-1618 | .417 | 109-352 | .310 | 388-557 | .697 | 340 | 767 | 1107 | 36.9 | 515 | 378 | 538 | 92 | 172 | 1847 | 61.6 |

Games played: 30
 Points/game: 69.3
 FG Pct: 42.1
 3FG Pct: 33.7
 FT Pct: 66.6

Rebounds/game: 37.0
 Assists/game: 13.8
 Turnovers/game: 13.1
 Assist/turnover ratio: 1.1
 Steals/game: 9.5
 Blocks/game: 4.5

2005-06 USF Women's Basketball
 USF Opponent Game-by-Game (as of Mar 13, 2006)
 All games

OPPONENT STATISTICS

| Opponent | Date | Score | W/L | ---TOTAL--- | | --3-PTRS-- | | FT-FTA | | ----REBOUNDS---- | | | | PF | A | TO | Blk | Stl | Pts---Avg | |
|-----------------------|----------|--------|-----|-------------|------|------------|------|---------|------|------------------|-----|------|------|-----|-----|-----|-----|-----|-----------|------|
| | | | | FG-FGA | Pct | 3FG-FGA | Pct | Pct | Pct | Off | Def | Tot | Avg | | | | | | | |
| TEXAS-ARLINGTON | 11/19/05 | 74-50 | W | 20-55 | .364 | 3-9 | .333 | 7-14 | .500 | 9 | 26 | 35 | 35.0 | 16 | 6 | 18 | 3 | 6 | 50 | 50.0 |
| TENNESSEE-MARTIN | 11/20/05 | 78-44 | W | 15-48 | .313 | 0-2 | .000 | 14-19 | .737 | 13 | 18 | 31 | 33.0 | 10 | 10 | 23 | 0 | 3 | 44 | 47.0 |
| JACKSONVILLE | 11/23/05 | 98-60 | W | 25-54 | .463 | 3-8 | .375 | 7-10 | .700 | 7 | 25 | 32 | 32.7 | 24 | 14 | 29 | 2 | 7 | 60 | 51.3 |
| MARYLAND-BALTIMORE CO | 11/26/05 | 66-56 | W | 21-49 | .429 | 5-12 | .417 | 9-14 | .643 | 8 | 26 | 34 | 33.0 | 16 | 16 | 21 | 1 | 5 | 56 | 52.5 |
| ROBERT MORRIS | 11/27/05 | 83-58 | W | 18-48 | .375 | 3-11 | .273 | 19-30 | .633 | 7 | 23 | 30 | 32.4 | 20 | 7 | 14 | 0 | 4 | 58 | 53.6 |
| at 7/8 North Carolina | 12/02/05 | 47-71 | L | 25-61 | .410 | 9-24 | .375 | 12-19 | .632 | 17 | 29 | 46 | 34.7 | 21 | 21 | 11 | 1 | 8 | 71 | 56.5 |
| 11/13 DEPAUL | 12/07/05 | 79-77 | Wot | 33-70 | .471 | 8-24 | .333 | 3-6 | .500 | 11 | 31 | 42 | 35.7 | 22 | 26 | 20 | 4 | 5 | 77 | 59.4 |
| 13/15 MICHIGAN STATE | 12/10/05 | 66-81 | L | 29-53 | .547 | 6-14 | .429 | 17-20 | .850 | 10 | 23 | 33 | 35.4 | 14 | 15 | 14 | 1 | 4 | 81 | 62.1 |
| vs UPR-Mayaguez | 12/19/05 | 121-41 | W | 14-52 | .269 | 2-17 | .118 | 11-15 | .733 | 5 | 11 | 16 | 33.2 | 17 | 2 | 24 | 0 | 4 | 41 | 59.8 |
| vs Northern Arizona | 12/20/05 | 60-55 | W | 23-54 | .426 | 4-13 | .308 | 5-6 | .833 | 10 | 29 | 39 | 33.8 | 24 | 13 | 19 | 5 | 2 | 55 | 59.3 |
| vs Colorado | 12/21/05 | 72-59 | W | 17-41 | .415 | 3-12 | .250 | 22-25 | .880 | 13 | 16 | 29 | 33.4 | 18 | 8 | 19 | 0 | 5 | 59 | 59.3 |
| NORTH FLORIDA | 12/28/05 | 87-49 | W | 21-56 | .375 | 7-17 | .412 | 0-2 | .000 | 13 | 26 | 39 | 33.8 | 19 | 14 | 27 | 1 | 5 | 49 | 58.4 |
| at 3/3 LSU | 12/30/05 | 44-87 | L | 30-54 | .556 | 2-6 | .333 | 25-31 | .806 | 14 | 29 | 43 | 34.5 | 11 | 12 | 13 | 3 | 11 | 87 | 60.6 |
| at Florida Internatio | 01/02/06 | 63-50 | W | 18-55 | .327 | 2-11 | .182 | 12-23 | .522 | 12 | 21 | 33 | 34.4 | 17 | 10 | 16 | 8 | 10 | 50 | 59.9 |
| at Pittsburgh | 01/08/06 | 64-66 | L | 25-58 | .431 | 6-12 | .500 | 10-16 | .625 | 19 | 25 | 44 | 35.1 | 18 | 11 | 21 | 5 | 7 | 66 | 60.3 |
| 10/9 RUTGERS | 01/11/06 | 65-66 | L | 24-44 | .545 | 2-3 | .667 | 16-21 | .762 | 7 | 25 | 32 | 34.9 | 25 | 7 | 14 | 3 | 3 | 66 | 60.6 |
| at Cincinnati | 01/15/06 | 87-89 | L | 31-62 | .500 | 3-8 | .375 | 24-35 | .686 | 10 | 31 | 41 | 35.2 | 21 | 19 | 25 | 7 | 10 | 89 | 62.3 |
| SYRACUSE | 01/18/06 | 73-55 | W | 22-51 | .431 | 0-3 | .000 | 11-13 | .846 | 9 | 29 | 38 | 35.4 | 19 | 12 | 24 | 2 | 1 | 55 | 61.9 |
| PROVIDENCE | 01/21/06 | 53-47 | W | 17-62 | .274 | 3-18 | .167 | 10-17 | .588 | 20 | 33 | 53 | 36.3 | 17 | 6 | 22 | 2 | 8 | 47 | 61.1 |
| at 5/4 Connecticut | 01/24/06 | 47-77 | L | 30-53 | .566 | 6-14 | .429 | 11-13 | .846 | 5 | 32 | 37 | 36.3 | 12 | 18 | 17 | 3 | 6 | 77 | 61.9 |
| at 21/22 Notre Dame | 01/28/06 | 68-64 | Wot | 21-56 | .375 | 3-11 | .273 | 19-28 | .679 | 10 | 32 | 42 | 36.6 | 16 | 10 | 14 | 6 | 9 | 64 | 62.0 |
| VILLANOVA | 01/31/06 | 69-49 | W | 17-58 | .293 | 6-23 | .261 | 9-11 | .818 | 14 | 16 | 30 | 36.3 | 13 | 11 | 12 | 2 | 5 | 49 | 61.4 |
| at 25/25 St. John's | 02/05/06 | 71-78 | L | 27-62 | .435 | 2-7 | .286 | 22-34 | .647 | 19 | 22 | 41 | 36.5 | 17 | 14 | 10 | 6 | 6 | 78 | 62.1 |
| at Seton Hall | 02/08/06 | 62-50 | W | 14-46 | .304 | 3-9 | .333 | 19-24 | .792 | 13 | 25 | 38 | 36.6 | 18 | 7 | 19 | 2 | 8 | 50 | 61.6 |
| PITTSBURGH | 02/11/06 | 58-60 | L | 25-58 | .431 | 3-9 | .333 | 7-11 | .636 | 14 | 30 | 44 | 36.9 | 15 | 15 | 14 | 5 | 1 | 60 | 61.6 |
| MARQUETTE | 02/16/06 | 66-57 | W | 24-51 | .471 | 4-19 | .211 | 5-9 | .556 | 8 | 28 | 36 | 36.8 | 14 | 20 | 16 | 4 | 3 | 57 | 61.4 |
| at Louisville | 02/21/06 | 56-65 | L | 24-48 | .500 | 6-10 | .600 | 11-17 | .647 | 9 | 28 | 37 | 36.9 | 14 | 16 | 18 | 1 | 8 | 65 | 61.5 |
| WEST VIRGINIA | 02/25/06 | 66-56 | W | 17-44 | .386 | 3-13 | .231 | 19-32 | .594 | 12 | 26 | 38 | 36.9 | 18 | 10 | 17 | 3 | 4 | 56 | 61.3 |
| at Georgetown | 02/28/06 | 71-57 | W | 23-57 | .404 | 1-5 | .200 | 10-13 | .769 | 13 | 22 | 35 | 36.8 | 13 | 18 | 14 | 5 | 6 | 57 | 61.2 |
| vs NOTRE DAME | 03/04/06 | 66-73 | L | 25-58 | .431 | 1-8 | .125 | 22-29 | .759 | 9 | 30 | 39 | 36.9 | 16 | 10 | 13 | 7 | 8 | 73 | 61.6 |
| Opponents | | 1847 | | 675-1618 | .417 | 109-352 | .310 | 388-557 | .697 | 340 | 767 | 1107 | 36.9 | 515 | 378 | 538 | 92 | 172 | 1847 | 61.6 |
| USF | | 2080 | | 774-1837 | .421 | 141-418 | .337 | 391-587 | .666 | 413 | 696 | 1109 | 37.0 | 489 | 415 | 393 | 135 | 286 | 2080 | 69.3 |

Games played: 30
 Points/game: 61.6
 FG Pct: 41.7
 3FG Pct: 31.0
 FT Pct: 69.7

Rebounds/game: 36.9
 Assists/game: 12.6
 Turnovers/game: 17.9
 Assist/turnover ratio: 0.7
 Steals/game: 5.7
 Blocks/game: 3.1

2005-06 USF Women's Basketball
 USF Game-by-Game Points-Rebounds-Assists (as of Mar 13, 2006)
 All games

| Opponent | Date | Score | WL | 01 PARSONS,E | 02 SHEATS,RA | 03 GRACE,SHA | 10 JACKSON,J | 12 OKPALEKE, | 21 HUNT,COUR | 25 DICKSON,J | 32 MILLER,NA | 44 DOWDELL,T |
|-------------------------|----------|--------|----|-----------------|-----------------|-----------------|-----------------|-----------------|-----------------|-----------------|-----------------|-----------------|
| TEXAS-ARLINGTON | 11/19/05 | 74-50 | W | 9- 8- 4 | 10- 4- 5 | 7- 0- 3 | 0- 2- 0 | 3- 1- 0 | DNP | 19- 9- 2 | 18-10- 1 | DNP |
| TENNESSEE-MARTIN | 11/20/05 | 78-44 | W | 12- 6- 5 | 10- 3- 1 | 4- 2- 6 | 15- 2- 1 | 5- 5- 2 | DNP | 23- 7- 2 | 7- 5- 1 | 0- 0- 0 |
| JACKSONVILLE | 11/23/05 | 98-60 | W | 10- 8- 4 | 9- 3- 3 | 12- 3- 6 | 10- 0- 2 | 10- 4- 1 | DNP | 20- 5- 6 | 21- 7- 1 | 0- 2- 0 |
| MARYLAND-BALTIMORE COUN | 11/26/05 | 66-56 | W | 11-10- 3 | 0- 0- 0 | 5- 7- 7 | 0- 2- 1 | 0- 0- 0 | DNP | 33-10- 1 | 15- 6- 1 | DNP |
| ROBERT MORRIS | 11/27/05 | 83-58 | W | 9-13- 4 | DNP | 6- 0- 3 | 11- 4- 5 | 2- 4- 1 | 0- 0- 1 | 32- 6- 2 | 15-13- 1 | 2- 2- 0 |
| at 7/8 North Carolina | 12/02/05 | 47-71 | L | 5- 5- 2 | DNP | 14- 5- 3 | 0- 1- 0 | 4- 6- 0 | DNP | 18-10- 0 | 2- 9- 0 | DNP |
| 11/13 DEPAUL | 12/07/05 | 79-77 | WO | 12-11- 5 | DNP | 11- 1-10 | DNP | 2- 3- 0 | DNP | 35- 6- 2 | 7- 6- 0 | DNP |
| 13/15 MICHIGAN STATE | 12/10/05 | 66-81 | L | 6- 6- 3 | DNP | 13- 0- 4 | 3- 1- 0 | 2- 1- 0 | DNP | 25- 5- 2 | 16- 6- 2 | DNP |
| vs UPR-Mayaguez | 12/19/05 | 121-41 | W | 4- 8- 6 | 2- 2- 1 | 19- 5-14 | 15- 2- 7 | 19-10- 1 | 17- 2- 1 | 17- 5- 5 | 12- 7- 0 | 16- 6- 0 |
| vs Northern Arizona | 12/20/05 | 60-55 | W | 5- 7- 1 | 9- 3- 2 | 6- 1- 4 | 2- 1- 2 | 1- 9- 0 | DNP | 26- 7- 2 | 9- 5- 0 | DNP |
| vs Colorado | 12/21/05 | 72-59 | W | 12- 4- 2 | 2- 2- 0 | 5- 4- 2 | 1- 0- 1 | 14- 6- 0 | DNP | 24- 1- 0 | 14- 7- 1 | DNP |
| NORTH FLORIDA | 12/28/05 | 87-49 | W | 12- 8- 7 | 6- 3- 3 | 4- 1- 7 | 12- 0- 1 | 4- 2- 1 | 4- 3- 1 | 35- 3- 1 | 7- 7- 4 | 3- 3- 0 |
| at 3/3 LSU | 12/30/05 | 44-87 | L | 14- 6- 1 | 0- 2- 1 | 16- 4- 3 | 0- 0- 0 | DNP | DNP | 11- 7- 0 | 3- 1- 0 | DNP |
| at Florida Internationa | 01/02/06 | 63-50 | W | 10-14- 2 | 17- 4- 1 | 2- 9- 4 | 2- 1- 0 | 2- 0- 0 | DNP | 17- 4- 1 | 9- 8- 0 | DNP |
| at Pittsburgh | 01/08/06 | 64-66 | L | 2- 7- 5 | 12- 3- 7 | 8- 4- 3 | DNP | 6- 2- 0 | DNP | 24- 5- 1 | 12- 5- 0 | DNP |
| 10/9 RUTGERS | 01/11/06 | 65-66 | L | 4- 8- 2 | 3- 3- 2 | 10- 1- 6 | 1- 0- 0 | 1- 2- 0 | DNP | 37- 9- 1 | 9- 6- 1 | DNP |
| at Cincinnati | 01/15/06 | 87-89 | L | DNP | 18- 7- 3 | 11- 2-12 | 0- 1- 0 | 3- 4- 1 | 0- 0- 0 | 30- 9- 0 | 21-12- 0 | DNP |
| SYRACUSE | 01/18/06 | 73-55 | W | 5- 9- 2 | 12- 8- 4 | 10- 1- 3 | 5- 0- 0 | 4- 2- 0 | DNP | 25- 8- 1 | 10- 6- 2 | DNP |
| PROVIDENCE | 01/21/06 | 53-47 | W | 10- 9- 0 | 7- 8- 6 | 4- 5- 2 | 3- 2- 1 | 3- 3- 0 | DNP | 18- 7- 1 | 8- 7- 0 | DNP |
| at 5/4 Connecticut | 01/24/06 | 47-77 | L | 6- 8- 2 | 6- 1- 1 | 12- 1- 5 | 3- 0- 0 | 2- 0- 1 | DNP | 6- 3- 0 | 2- 4- 2 | DNP |
| at 21/22 Notre Dame | 01/28/06 | 68-64 | WO | 9-14- 7 | 2- 0- 1 | 8- 3- 2 | 12- 2- 2 | 9- 5- 0 | DNP | 18- 6- 0 | 10- 7- 0 | DNP |
| VILLANOVA | 01/31/06 | 69-49 | W | 13-12- 0 | 12- 5- 1 | 12- 4- 9 | 3- 1- 1 | 5- 3- 0 | 0- 0- 0 | 22- 4- 1 | 2- 6- 0 | 0- 0- 0 |
| at 25/25 St. John's | 02/05/06 | 71-78 | L | 8- 8- 2 | 13- 2- 2 | 15- 5- 4 | 1- 0- 0 | 4- 2- 0 | DNP | 18- 8- 1 | 12- 7- 1 | DNP |
| at Seton Hall | 02/08/06 | 62-50 | W | DNP | 1- 1- 1 | 17- 4- 2 | 3- 3- 5 | 8- 6- 0 | 0- 0- 0 | 20- 4- 3 | 8- 8- 0 | DNP |
| PITTSBURGH | 02/11/06 | 58-60 | L | 4- 7- 2 | 2- 4- 1 | 16- 1- 0 | DNP | 2- 7- 0 | DNP | 23- 5- 2 | 6- 8- 0 | DNP |
| MARQUETTE | 02/16/06 | 66-57 | W | 13- 8- 0 | 14- 6- 2 | 13- 3- 7 | 0- 0- 0 | 1- 0- 0 | DNP | 14- 3- 2 | 9- 9- 1 | DNP |
| at Louisville | 02/21/06 | 56-65 | L | 17- 7- 3 | 4- 6- 5 | 11- 3- 2 | 0- 0- 0 | 0- 0- 0 | DNP | 12- 2- 1 | 4- 5- 0 | DNP |
| WEST VIRGINIA | 02/25/06 | 66-56 | W | 14-10- 3 | 6- 2- 5 | 6- 3- 6 | 3- 1- 2 | 4- 7- 1 | 0- 1- 0 | 24- 3- 0 | 4- 8- 1 | 0- 0- 0 |
| at Georgetown | 02/28/06 | 71-57 | W | 4- 6- 2 | 0- 5- 2 | 4- 1- 5 | 21- 2- 3 | 5- 4- 0 | 0- 0- 0 | 22- 6- 2 | 11- 8- 0 | DNP |
| vs NOTRE DAME | 03/04/06 | 66-73 | L | 6- 8- 3 | 8- 3- 2 | 24- 4- 5 | 3- 0- 1 | 0- 0- 0 | DNP | 16-10- 3 | 5- 2- 1 | DNP |

45

| Opponent | Date | Score | WL | CAMBRIDGE |
|-------------------------|----------|--------|----|-----------|
| TEXAS-ARLINGTON | 11/19/05 | 74-50 | W | 8- 1- 0 |
| TENNESSEE-MARTIN | 11/20/05 | 78-44 | W | 2- 5- 1 |
| JACKSONVILLE | 11/23/05 | 98-60 | W | 6- 3- 0 |
| MARYLAND-BALTIMORE COUN | 11/26/05 | 66-56 | W | 2- 4- 0 |
| ROBERT MORRIS | 11/27/05 | 83-58 | W | 6- 2- 1 |
| at 7/8 North Carolina | 12/02/05 | 47-71 | L | 4- 4- 0 |
| 11/13 DEPAUL | 12/07/05 | 79-77 | WO | 12- 7- 0 |
| 13/15 MICHIGAN STATE | 12/10/05 | 66-81 | L | 1- 5- 3 |
| vs UPR-Mayaguez | 12/19/05 | 121-41 | W | DNP |
| vs Northern Arizona | 12/20/05 | 60-55 | W | 2- 0- 0 |
| vs Colorado | 12/21/05 | 72-59 | W | 0- 1- 0 |
| NORTH FLORIDA | 12/28/05 | 87-49 | W | 0- 0- 0 |
| at 3/3 LSU | 12/30/05 | 44-87 | L | 0- 1- 0 |
| at Florida Internationa | 01/02/06 | 63-50 | W | 4- 5- 0 |
| at Pittsburgh | 01/08/06 | 64-66 | L | 0- 0- 0 |
| 10/9 RUTGERS | 01/11/06 | 65-66 | L | 0- 1- 0 |
| at Cincinnati | 01/15/06 | 87-89 | L | 4- 6- 0 |
| SYRACUSE | 01/18/06 | 73-55 | W | 2- 3- 0 |
| PROVIDENCE | 01/21/06 | 53-47 | W | 0- 1- 0 |
| at 5/4 Connecticut | 01/24/06 | 47-77 | L | 10- 3- 0 |
| at 21/22 Notre Dame | 01/28/06 | 68-64 | WO | 0- 3- 0 |
| VILLANOVA | 01/31/06 | 69-49 | W | 0- 0- 0 |
| at 25/25 St. John's | 02/05/06 | 71-78 | L | 0- 0- 0 |
| at Seton Hall | 02/08/06 | 62-50 | W | 5- 3- 1 |
| PITTSBURGH | 02/11/06 | 58-60 | L | 5- 3- 2 |
| MARQUETTE | 02/16/06 | 66-57 | W | 2- 2- 0 |
| at Louisville | 02/21/06 | 56-65 | L | 8- 3- 1 |
| WEST VIRGINIA | 02/25/06 | 66-56 | W | 5- 1- 0 |
| at Georgetown | 02/28/06 | 71-57 | W | 4- 1- 0 |
| vs NOTRE DAME | 03/04/06 | 66-73 | L | 4- 3- 0 |