

SAN DIEGO WOMEN'S SOCCER



RECORD BOOK



SAN DIEGO WOMEN'S SOCCER

2023 QUICK FACTS

GENERAL

SCHOOL NAME..... University of San Diego
 CITY/ZIPSan Diego, CA 92110
 FOUNDED 1949
 ENROLLMENT 8,861 (5,669 undergraduate)
 NICKNAME..... Toreros
 SCHOOL COLORS Torero Blue, Navy & White
 AFFILIATION NCAA Division I
 CONFERENCE West Coast
 PRESIDENT James T. Harris III, D.Ed
 ALMA MATER/YEAR Penn State, D.Ed/ 1988
 ASSOC. VP/EXECUTIVE DIRECTOR OF ATHLETICS Bill McGillis

PROGRAM HISTORY

FIRST YEAR OF SOCCER..... 1992
 BEGAN DIV. I PLAY 1992
 OVERALL ALL-TIME RECORD..... 300-257-41
 BEST OVERALL RECORD (Win %)..... 15-3-3; 2007 (.833)
 NCAA Tournament Appearances..... 13 (2014, 2011, 2010, 2009, 2008, 2007, 2004, 2003, 2002, 2001, 2000, 1999, 1996)

TEAM INFORMATION

2022 OVERALL RECORD2-12-5
 2022 WCC RECORD (PLACE) 0-7-2 (10th)
 2022 HOME RECORD 1-5-2
 2022 ROAD RECORD..... 1-7-3
 LETTERWINNERS RETURNING/LOST 16/13
 NEWCOMERS 13 (8 Freshmen)
 2022 ALL-WCC..... Cameryn Maddox (Honorable Mention)

COACHING STAFF

HEAD COACHLouise Lieberman (7th year)
 ALMA MATER..... UCLA (2000)
 RECORD AT USD (7th yr)..... 33-59-9 (.371)
 CAREER RECORD (7th yr)..... 33-59-9 (.371)
 ASSISTANT COACH Leigh Ann Brown
 ASSISTANT COACH Ellis Riley
 HEAD ATHLETIC TRAINER Justine Coliflores
 DIR. OF ATHLETIC PERFORMANCE TRAINING.....Mark Lamoreaux
 ASSISTANT DIRECTOR OF ATHLETIC PERFORMANCE Joel Favor

HOME PITCH

BALLPARK Torero Stadium
 CAPACITY..... 6,000
 BALLPARK OPENING 1961

MEDIA RELATIONS

CONTACT Alex McKeon
 E-MAIL amckeon@sandiego.edu
 CELL PHONE (617) 909-2034
 WEBSITE..... usdtoreros.com
 SOCIAL MEDIA @USDwsoccer





SAN DIEGO WOMEN'S SOCCER

RECORD BOOK

SINGLE-SEASON RECORDS

POINTS

1. Aimee Wagstaff 34 (1998)
2. Michele Kennedy 31 (1993)
Sufia Wali 31 (1999)
4. Stephanie Barnier 30 (2000)
Stephanie Ochs 30 (2011)
6. Milan Moses 29 (2018)
7. Amy Epsten 29 (2007)
8. Michele Kennedy 28 (1996)
9. Amy Goaziou 26 (1996)
10. Leigh Ann Robinson 25 (2006)

ASSISTS

1. Stephanie Ochs 14 (2011)
2. Michele Kennedy 11 (1994)
3. Michelle Kennedy 10 (1996)
Marie-Claude Henry 10 (2004)
Nikki Pappalardo 10 (2014)
6. Aly Parker 9 (1992)
Monica Costello 9 (1995)
Val Strocco 9 (1999)
Brooke Roby 9 (2002)
10. Monica Costello 8 (1996)
Sherice Bartling 8 (1998)
Leigh Ann Robinson 8 (2007)
Stephanie Ochs 8 (2009)

GOALS

1. Aimee Wagstaff 14 (1998)
Stephanie Barnier 14 (2000)
Amy Epsten 14 (2007)
4. Milan Moses 13 (2018)
5. Michele Kennedy 12 (1993)
Sufia Wali 12 (1999)
7. Jen Mello 11 (2008)
8. Meghan Suddes 10 (1996)
Amy Goaziou 10 (1996)
Amy Epsten 10 (2004)

GAME-WINNING GOALS

1. Sufia Wali 5 (1999)
Stephanie Barnier 5 (2000)
Amy Epsten 5 (2004)
Jen Mello 5 (2008)
Amy Epsten 5 (2008)
Emily Dillon 5 (2013)
Milan Moses 5 (2018)
7. Shawn Vilorio-Burns 4 (1995)
Aimee Wagstaff 4 (1998)
Stephanie Barnier 4 (2001)
Amy Epsten 4 (2008)
Jacqueline Altschuld 4 (2014)
Julia Sherwood 4 (2016)

SHOTS

1. Sufia Wali 80 (1999)
Summer Mason 80 (2018)
3. Stephanie Ochs 70 (2011)
4. Amy Epsten 65 (2008)
5. Stephanie Ochs 63 (2009)
Stephanie Ochs 63 (2010)
8. Emily Dillon 61 (2013)
9. Michelle Kennedy 60 (1996)
Milan Moses 60 (2019)

GAMES PLAYED

1. Several with 22

GAMES STARTED

1. Natalie Vinti 22 (2008)
Jackie Zinke 22 (2008)
Dani Russell 22 (2011)
Elissa Magracia 22 (2011)
Lexi Deol 22 (2011)
Natalie Garcia 22 (2011)
Stephanie Ochs 22 (2011)
Meghan O'Rourke 22 (2011)
9. Several tied at 21

SAVES

1. **Sophie Kevorkian 96 (2022)**
2. Amber Michel 95 (2017)
3. Libby Bassett 94 (2003)
Amber Michel 94 (2019)
5. Karen Cook 92 (2004)
6. Amber Michel 91 (2018)
7. Michelle Craft 90 (2013)
8. Courtney Parsons 89 (2010)
9. Allison Worden 88 (1994)
10. Whitney Persons 86 (1997)

GOALS-AGAINST-AVG

1. Allison Worden 0.61 (1995)
2. Allison Worden 0.62 (1993)
3. Brittany Cameron 0.71 (2007)
4. Brittany Cameron 0.75 (2008)
5. Natalie Bobbit 0.78 (2002)
6. Courtney Parsons 0.81 (2010)
7. Courtney Parsons 0.86 (2011)
8. Allison Worden 0.91 (1996)
9. Libby Bassett 1.01 (2003)
10. Karen Cook 1.03 (2004)

MOST WINS

1. Allison Worden 14 (1993)
Leila Duren 14 (1996)

4. Karen Cook 12 (2004)
Brittany Cameron 12 (2008)
Courtney Parsons 12 (2009)
7. Five with 11

MOST LOSSES

1. Whitney Peterson 12 (1997)
2. Amber Michel 11 (2017)
Sophie Kevorkian 11 (2022)
4. Danielle Lopez 10 (1992)
Michelle Craft 10 (2015)
6. McKenna Tollack 9 (2012)
Amber Michel 9 (2019)
8. Several with 8

MOST TIES

1. Libby Bassett 4 (2003)
Sophie Kevorkian 4 (2022)
3. Brittany Cameron 3 (2007)
4. Several tied with 2

MOST SHUTOUTS

1. Allison Worden 11 (1996)
2. Brittany Cameron 9 (2007)
Brittany Cameron 9 (2008)
4. Libby Bassett 8 (2003)
5. Karen Cook 7 (2004)
Courtney Parsons 7 (2009)
7. Several with 6

GOALIE GAMES PLAYED

1. Karen Cook 22 (2004)
Courtney Parsons 22 (2011)
3. Allison Worden 21 (1996)
Leila Duren 21 (1999)
Libby Bassett 21 (2003)
Brittany Cameron 21 (2007)
Courtney Parsons 21 (2009)
Courtney Parsons 21 (2010)
9. Several with 20

GOALIE GAMES STARTED

1. Karen Cook 21 (2004)
Courtney Parsons 21 (2009)
Courtney Parsons 21 (2010)
2. Allison Worden 20 (1996)
Whitney Peterson 20 (1997)
Leila Duren 20 (2001)
Brittany Cameron 20 (2007)
8. Brittany Cameron 19 (2008)
Michelle Craft 19 (2013)
Amber Michel 19 (2017)
10. Several with 18

CAREER RECORDS

POINTS

1. Michele Kennedy.....93 (1993-96)
2. Stephanie Ochs.....81 (2008-11)
3. Amy Epsten80 (2004-08)
4. Jacqueline Altschuld.....52 (2013-16)
- Aimee Wagstaff.....52 (1996-98)
6. Monica Costello50 (1993-95)
7. Leigh Ann Robinson48 (2004-07)
- Michelle Rowe.....48 (2002-05)
- Breanna Mullen.....48 (2000-03)
- Casey Loveland.....48 (1998-01)

ASSISTS

1. Michele Kennedy.....35 (1993-96)
2. Stephanie Ochs.....31 (2008-11)
3. Marie-Claude Henry22 (2002-04)
4. Katie Allen.....20 (2000-03)
- Monica Costello20 (1993-95)
6. Jacqueline Altschuld.....18 (2013-16)
- Leigh Ann Robinson18 (2004-07)
- Vanessa Vella18 (2004-07)
- Brooke Roby18 (2001-04)
10. Elissa Magracia15 (2008-11)
- Sherice Bartling.....15 (1997-98)
- Gina Polti.....15 (1997-01)

GOALS

1. Amy Epsten35 (2004-08)
2. Michele Kennedy.....29 (1993-96)
3. Stephanie Ochs.....25 (2008-11)
4. Milan Moses22 (2018-19)
5. Michelle Rowe.....21 (2002-05)
- Aimee Wagstaff.....21 (1996-98)
7. Stephanie Barnier.....19 (2000-01)
8. Brenna Mullen.....18 (2000-03)
- Casey Loveland.....18 (1998-01)
- Annmari Snorsky18 (1993-95)

GAME-WINNING GOALS

1. Amy Epsten16 (2004-08)
2. Stephanie Ochs.....9 (2008-11)
- Stephanie Barnier.....9 (2000-01)
4. Jacqueline Altschuld.....8 (2013-16)
- Julia Sherwood.....8 (2013-16)
- Veronica Ambort8 (2003-06)
7. Several with7

SHOTS

1. Stephanie Ochs.....246 (2008-11)
2. Amy Epsten214 (2004-08)
3. Michele Kennedy.....186 (1993-96)
4. Summer Mason149 (2016-18)
5. Vanessa Thiele130 (1996-99)
6. Milan Moses119 (2018-19)
7. Casey Loveland.....117 (1998-01)

8. Brooke Roby116 (2001-04)
9. Jackie Zinke113 (2008-10)
- Brenna Mullen.....113 (2000-03)

GAMES PLAYED

1. Christine Mock.....86 (2005-09)
- Amy Epsten86 (2004-08)
- Leila Duren86 (1998-01)
4. Andrea Keesling85 (2001-04)
5. Natalie Vinti.....84 (2006-09)
- Gina Poltl.....84 (1997-01)
7. Natalie Garcia83 (2008-11)
8. Elissa Magracia82 (2008-11)
- Brooke Roby82 (2001-04)
10. Leigh Ann Robinson81 (2004-07)

GAMES STARTED

1. Natalie Vinti.....84 (2006-09)
- Christine Mock.....84 (2005-09)
- Andrea Keesling84 (2001-04)
4. Gina Poltl.....83 (1997-01)
5. Natalie Garcia80 (2008-11)
6. Jacqueline Altschuld.....78 (2013-16)
- Elissa Magracia78 (2008-11)
8. Stephanie Ochs.....77 (2008-11)
- Vanessa Vella77 (2004-07)
- Vanessa Thiele77 (1996-99)

SAVES

1. Amber Michel364 (2016-19)
2. Allison Worden279 (1993-96)
3. Leila Duren259 (1998-01)
4. Brittany Cameron252 (2005-08)
5. Michelle Craft236 (2012-15)
6. Courtney Parsons.....229 (2008-11)
7. Libby Bassett177 (2000-03)
8. Karen Cook162 (2004-07)
9. McKenna Tollack.....151 (2012-16)
10. Ellyn Casto144 (2019-22)

GOALS-AGAINST AVERAGE

1. Courtney Parson0.93 (2008-11)
2. Allison Worden1.02 (1993-96)
3. Brittany Cameron1.05 (2005-08)
4. Karen Cook1.20 (2007-04)
5. Libby Bassett.....1.24 (2000-03)
6. Leila Duren1.32 (1998-01)
7. Michelle Craft1.39 (2012-15)
8. Amber Michel1.52 (2016-19)
9. McKenna Tollack.....1.75 (2012-16)
10. Danielle Lopez1.81 (1992-95)

MOST WINS

1. Leila Duren49 (1998-01)
2. Courtney Parsons.....37 (2008-11)

3. Brittany Cameron34 (2005-08)
- Allison Worden34 (1993-96)
5. Amber Michel.....32 (2016-19)
6. Michelle Craft19 (2012-15)
- Karen Cook19 (2004-07)
8. Libby Bassett.....15 (2000-03)
9. McKenna Tollack.....14 (2012-16)
10. Danielle Lopez.....10 (1992-95)

MOST LOSSES

1. Amber Michel36 (2016-19)
2. Michelle Craft23 (2012-15)
- Courtney Parsons.....23 (2008-11)
4. Leila Duren21 (1998-01)
- Danielle Lopez.....21 (1992-95)
6. Brittany Cameron20 (2005-08)
- Allison Worden20 (1993-96)
8. McKenna Tollack.....17 (2012-16)
9. Karen Cook16 (2004-07)
10. Ellyn Casto15 (2019-22)

MOST TIES

1. Courtney Parsons.....6 (2008-11)
2. Brittany Cameron5 (2005-08)
- Libby Bassett.....5 (2000-03)
4. **Sophine Kevorkian . 4 (2022-Pres.)**
5. Michelle Craft3 (2012-15)
- Karen Cook3 (2004-07)
- Allison Worden3 (1993-96)
8. Several tied at2

MOST SHUTOUTS

1. Allison Worden27 (1993-96)
2. Brittany Cameron24 (2005-08)
3. Courtney Parsons.....20 (2008-11)
- Leila Duren20 (1998-01)
5. Amber Michel.....15 (2016-19)
6. Libby Bassett.....14 (2000-03)
7. McKenna Tollack.....10.5 (2012-16)
8. Karen Cook10 (2004-07)
9. Danielle Lopez9 (1993-95)
10. Michelle Craft8.5 (2012-15)

GOALIE GAMES PLAYED

1. Leila Duren75 (1998-01)
2. Amber Michel.....73 (2016-19)
3. Courtney Parsons.....71 (2008-11)
4. Brittany Cameron70 (2005-08)
5. Allison Worden62 (1993-96)
6. Libby Bassett.....49 (2000-03)
7. Karen Cook48 (2004-07)
8. Michelle Craft36 (2012-15)
- McKenna Tollack.....36 (2012-16)
10. Ellyn Casto31 (2019-21)

CAREER RECORDS

GOALIE GAMES STARTED

1. Amber Michel.....	71 (2016-19)
2. Courtney Parsons.....	61 (2008-11)
Brittany Cameron	61 (2005-08)
4. Leila Duren	55 (1998-01)
Allison Worden	55 (1993-96)
6. Michelle Craft	52 (2012-15)
7. McKenna Tollack.....	43 (2012-16)
8. Karen Cook	39 (2004-07)
9. Libby Bassett.....	30 (2000-03)
10. Ellyn Casto.....	28 (2019-22)

INDIVIDUAL GAME RECORDS

Goals	4, Aimee Wagstaff (Cal State Hayward, 9/15/98)
Assists	3, Vanessa Thiele (at Long Beach State, 8/27/99)
.....	3, Aimee Wagstaff (at Texas A&M, 11/17/96)
Points	9, Aimee Wagstaff (Cal State Hayward, 9/15/98)
Shots	11, Sufia Wali (at Louisiana State, 9/5/99)
Saves.....	19, Allison Worden (vs. Washington, 10/31/93)

TEAM SINGLE SEASON RECORDS

Most Wins	16 (1999)
Most WCC Wins.....	7 (2011)
Fewest Wins	1 (2020)
Fewest Losses.....	3 (2007)
Shutouts	11 (1996, 2007)
Winning %833 (2007)
Most Goals	52 (1998)
Most Assists	46 (1998)
Most Shots	367 (1999)
Most Points	150 (1998)
Unbeaten Streak	11 games (Sept. 14-Oct. 21, 2007)
Losing Streak.....	5 games (Sept. 25 - Oct. 10, 1992, March 5 - April 3, 2021 and Oct. 1 - Oct. 19, 2022)

TEAM GAME RECORDS

Most Goals	10 (vs. Gonzaga, 11/6/98)
Most Goals, 1st Half.....	6 (vs. Gonzaga, 11/6/98)
.....	6 (vs. Pacific, 10/24/93)
Most Goals, 2nd Half	5 (vs. Gonzaga, 10/7/93)
.....	5 (vs. Louisiana State, 9/5/99)
Most Goals, Overtime	4 (vs. Loyola Marymount, 9/18/93)
Margin of Victory.....	9 (vs. Gonzaga 10-1; 11/6/98)
Quickest Goal	0:16 (Mariah Hobbs, Gonzaga 10/19/07)
Most Shots	39 (vs. USC, 10/22/93)
Fewest Shots.....	1 (at Portland, 10/1/15)
Most Corners	12 (vs. Pepperdine, 10/21/17)
.....	12 (vs. UNLV, 11/12/04)
.....	12 (vs. Air Force, 9/10/99)
Most Fouls.....	25 (at San Diego State, 10/5/97)
Fewest Fouls	2 (at Saint Mary's, 9/10/93)
.....	2 (vs. Portland, 10/24/92)
Most Offsides	9 (vs. San Francisco, 9/26/99)
Largest Road Attendance	3,109 (at BYU, 9/29/17)
Largest Home Attendance	4,000 (North Carolina, 10/3/99)


YEARLY RESULTS

Year	W	L	T	Pct.	WCC	WCC Pct.	Coach
2022	2	12	5	.237	0-7-2	.111	Lieberman
2021	6	11	1	.361	1-7-1	.167	Lieberman
2020*	1	7	1	.167	1-5-1	.214	Lieberman
2019	8	9	1	.472	4-5-0	.500	Lieberman
2018	8	9	1	.472	4-5-0	.500	Lieberman
2017	8	11	0	.421	6-3-0	.667	Lieberman
2016	10	8	1	.552	5-4-0	.550	Greenwood
2015	5	13	2	.300	3-6-0	.333	Greenwood
2014	10	8	2	.550	6-3-0	.667	Greenwood
2013	12	8	0	.600	5-4-0	.556	Greenwood
2012	8	11	0	.421	4-4-0	.500	Greenwood
2011	12	8	2	.590	7-1-1	.833	Greenwood
2010	11	8	2	.571	4-3-0	.571	Greenwood
2009	12	7	2	.650	5-2-0	.714	Greenwood
2008	15	5	2	.727	6-1-0	.857	Greenwood
2007	15	3	3	.833	5-1-1	.714	Greenwood
2006	12	8	0	.600	3-4-0	.429	Greenwood
2005	6	12	1	.315	2-6-0	.250	Greenwood
2004	12	8	2	.591	5-1-1	.786	Greenwood
2003	9	8	4	.524	2-4-1	.357	Greenwood
2002	11	7	3	.595	3-3-1	.500	Cossaboon
2001	14	7	0	.666	4-3-0	.571	Cossaboon
2000	13	7	0	.650	5-2-0	.714	Cossaboon
1999	16	5	0	.761	5-2-0	.714	Cossaboon
1998	12	4	2	.722	4-2-1	.642	Cossaboon
1997	7	12	1	.375	4-3-0	.571	Cossaboon
1996	14	6	1	.690	5-2-0	.714	da Luz
1995	10	6	1	.618	5-2-0	.714	da Luz
1994	8	11	1	.425	3-4-0	.428	da Luz
1993	8	8	0	.500	3-3-0	.500	da Luz
1992	5	10	0	.333	0-4-0	.000	da Luz
TOTALS	300	257	41	.536	119-106-10	.528	31 Years


*Team competed the 2020 season in the spring of 2021 due to the coronavirus pandemic

POSTSEASON HISTORY

2014	NCAA Round 1 - Lost to #1 UCLA, 5-0
2011	NCAA Round 1 - def. UC Irvine, 2-2 (5-3 in PKs)
	NCAA Round 2 - def. UCLA, 1-1 (3-2 in PKs)
	NCAA Sweet 16 - Lost to Long Beach State, 1-0
2010	NCAA Round 1 - Lost to Wake Forest, 1-0
2009	NCAA Round 1 - Lost to San Diego State, 1-0
2008	NCAA Round 1 - def. Long Beach State, 1-0
	NCAA Round 2 - Lost to #1 UCLA, 1-0
2007	NCAA Round 1 - Lost to Oklahoma State 2-1
2004	NCAA Round 1 - def. UNLV 1-0 OT
	NCAA Round 2 - lost to UCLA 0-3
2003	NCAA Round 1 - lost to UCLA 0-2
2002	NCAA Round 1 - lost to USC 0-1 OT
2001	NCAA Round 1 - lost to Washington 0-2
2000	NCAA Round 1 - lost to USC 1-2
1999	NCAA Round 1 - def. San Diego State 2-1
	NCAA Round 2 - lost to UCLA 1-2 OT
1996	NCAA Round 1 - def. Texas A&M 5-3
	NCAA Round 2 - lost to Maryland 0-1




Louise Lieberman
Head Coach 2017-Present



Ada Greenwood
Head Coach 2003-2016
7 NCAA Appearances
WCC Coach of the Year 2004



John Cassaboon
Head Coach 1997-2002
4 NCAA Appearances



Tony Da Luz
Head Coach 1992-1996
1 NCAA Appearance
WCC Coach of the Year 1996

USD ALL-TIME ROSTER

A

Allen, Katie, F2000-03
 Altschuld, Jacqueline, MF2013-16
 Ambort, Veronica, MF2003-06
 Anawalt, Juliet, F2020-22
 Arujo, Katie, F2007
 Armstrong, Erin, MF1999
 Athur, Kelly, MF1992
 Artz, Katie, D1992
 Atkinson, Mackenzie, MF2003

B

Baines, Stefanie, D/MF2002-05
 Barnier, Stephanie, F2000-01
 Barrow, Emma, MF2016-19
 Bartling, Sherice, F1997-98
 Barton, Allison, D/MF2005
 Bassett, Libby, GK2000-03
 Bauer, Shanon, MF2002-03
 Bavasi, Katie, D2007-09
Baxter, Katie, F 2020-pres.
 Benoit, Alison, MF1998-99
 Bergeron, Corrie, F1992-93
 Birdsall, Dawn, MF/D1992-95
 Birtcher, Jacey, D2014
 Blackwood, Dana, F1993, 1995
 Bobbitt, Natalie, GK2001-03
 Bonin, Emma, D2017-18
 Broadbent, Adalee, D2022
 Buchanan, Madeline, D/MF2005
 Buckner, Madison, MF2016
 Burke, Heather, D2007-08
 Burr, Jennifer, F2017
 Buser, Katie, MF2004
 Bush, Michelle, D1993-96
 Butera, Mariah, F2011-14

C

Calhoon, Kristi, MF1992
 Cameron, Brittany, GK2005-08
 Campbell, Kristen, F1993-95
 Campbell, Mindy, D1992-95
 Capisani, Simona, D/MF2005
 Carriaga, Christina, MF2005
 Cartan, Addie, D2007-10
 Carter, Kristin, F2005
 Carter, Michelle, MF2009
 Carusa, Kelly, D2016-19
 Castillo, Mia, MF/D2021
 Casto, Elyn, GK2019-22
 Chifcian, Sarah, D2003-04
 Christensen, Ashley, D2013-16
 Christensen, Natalee, D2013-15
 Clare, Kendal, F2015
 Clark, Karmyn, D1992-93
 Coate, Courtney, D2015-17

Coleman, Sarah, F1994
 Copenhaver, Natalie, D2017-19
 Conners, Rachel, MF2013-16
 Cook, Caley, GK1998-2000
 Cook, Karen, GK2004-07
 Cordero, Ashley, D2014-16
 Corona, Catherine, MF1997
 Costa, Mia, MF2014
 Costello, Monica, D1993-96
 Craft, Monica, GK2012-15
 Cross, Amber, MF1994
 Crothers, Jessica, F1996-99
 Currie, Claire, MF1997-2001

D

Dallman, Evi, D2001
 Daniels, Marissa, MF2010
 Dantu, Kelsi, D2014-18
 De Armas, Julianne, F2015-18
 Deol, Lexi, MF2008-12
 Detrick, Megan, MF2007-08
 Dillon, Emily, F2012-13
 DiMonaco, Jill, F1993-94
 Dinan, Alex, GK2008-09
 Doe, McKenna2016
 Dooley, Sydney, F2013
 Dotson, Lauren, MF2010-13
 Duren, Leila, GK1998-2001

E

Egland, Tiana, D2021
 Eichhorst, Katie, GK1997-98
 Elbert, Kristina, MF1998
 Emsiek, Kelly, MF2003-04
 Epsten, Amy, F2004-08
 Evans, Emily, MF2014-15
Evans, Sara, F 2021-pres.
 Evertz, Amanda, D2014

F

Fairweather, Sami, MF2017-20
 Ferreira, Sierra, MF2009-12
 Ferrer, Alisha, GK2004
 Fisher, Ruth Joy, GK2003
 Fleckner, Hope, MF2014
 Flynn, Dorie, D1994, 1996-97
 Foehr, Lauren, MF2017-2019
 Fogarty, Colleen, MF2000-03
 Fong, Sydnie, D2022
 Foster, Michaela, D2018-21
 Fowler, Chrystalynn, F2005
 Frost, Samantha, MF2017-18
 Fry, Kimberly, MF2012
 Fuchs, Lauren, D2020-21

G

Galvin, Hannah, MF2022

Garcia, Jackie, D/MF2005-08
 Garcia, Natalie2008-11
 Ghazizadeh, Mina, MF/D2017-2020
 Ghotbi, Maggie, MF2015-17
 Gibson, Jamie, D1998-01
 Gilbert, Stephanie, MF/D2010
 Goaziou, Amy, D1995-96
 Gonser, Tanya, D1992
 Gonzalez, Danielle, MF2013-16
 Goralski, Jamie, MF2019-21
 Gordon, Katie, F2007-08
 Gordon, Tricia, D1997-00
 Gorton, Nicole, F1995-98
 Graumann, Ashley, D2004-05
 Grimstad, Kerry, MF1993-94
Guerrero, Daniella, MF 2022-pres.
 Gulczynski, Meggie, D2012-13
 Gutowski, Amy, MF1995-96

H

Harker, Suzanne, D1992
Hashimoto, Jenn, D 2021-pres.
 Hawkins, Carrie, D2000-01
 Hays, Karissa, D2017
 Heaton, Annie, GK2009-11
 Heberer, Marina, D/MF2006-07
 Held, Brittany, MF/F2010-11
 Henry, Marie-Claude, MF2002-04
 Herr, Michayla, MF2019-21
 Hickerson, Brooke, MF/D2008-11
 Hobbs, Mariah, MF2009-12
 Hodgson, Tara, F2006-07
 Hopkins, Sydney2019-21
 Huosley, Taylor, MF2010-13
 Huston, Hallie, MF2006-09

I

Iwanaga, Joy, D1994-95

J

Jacobsen, Ashley, MF1999-02
 Jannone, Delaney, MF2019-22
 Jara, Allie, GK2016-18
 Jarrett, Beckie, F1992
 Johns, Elli, MF1993-96
 Jongejan, Jenny, F1994-97
 Juliano, Elyse2006

K

Kahoano, Leila, M 2022-pres.
 Kallas, Michele, F1996-97
 Kaz, Lexi, F2020
 Keesling, Andrea, MF2001-04
 Kelsey, Devyn, D2018-2019
 Kennedy, Michele, F1993-96
Kevorkian, Sophine, GK 2022-pres.
 King, Abby, D2015-17

USD ALL-TIME ROSTER

Kirk, Ashley, D2005-08
 Klopschinski, Lee Ann, F2002-05
 Kretzschmar, Caitlyn, D2012-16
 Krystman, Sarah, MF2018
 Kuykendall, Molly, MF 1992

L
 Lancer, Sarah, MF 1996
 Langan, Chloe, F2009
 Lapomarda, Katie, F/MF2017-20
 Lappen, Stephanie, F1997-98
 Larrabee, Jessica, F2006-07
 LeBacz, Stephanie, F 1992
 Lerud, Lisa, D2004-05
 Longmire, Giuliana, D2006-07
 Lopez, Danielle, GK1992-95
 Loveland, Casey, F1998-01
 Louderback, Madison, F2018-21

M
 Machonis, Caroline, D2022
 Maddox, Cameryn, F2022
 Mahoney, Liz, D 1992
 Mahrt, Arysya, MF/F2020-21
 Magracia, Elisa, MF2008-11
 Manfredonia, Victoria, MF2013-16
 Marotta, Maddie, MF2015-18
 Maruca, Melissa, MF2007-09
 Mason, Summer, F2016-18
 Matchett, Megan, D2014
 McCloskey, Kelley, MF2009-13
 McGuire, Maggie, F2008-11
 McMullin, Amie, D1992-93
 Meier, Tara, D2014-17
 Melanson, Molly, D/MF2017
 Mello, Jen, F2007-09
 Michel, Amber, GK2016-19
 Miligan, Elaine, F 1992
 Miranda, Kristina, MF 1996
 Mock, Christine, F/MF2005-09
Moodie, Talei, D 2022-pres.
 Moses, Milan, F2018-19
 Mullen, Brenna, MF2000-03

N
 Navari, Haley, D2015
 Ngai, Kayla, MF2019
Nobles, Lexi, F 2021-pres.

O
 Obeji, Alexis, D2000-03
 Ochs, Stephanie, F2008-11
 Ocon, Ally, MF2015-17
 Olamendi, Esmeralda, F2006-07
 Oliveira, Megan, MF2002
 O'Rourke, Meghan, MF2011-14
 O'Rourke, Margaret, MF 1995

Ovenell, Olivia, D2015
 Owens, Jenna, F2013-14

P
 Pappalardo, Nikki, F2014-15
 Parker, Aly, MF1992-93
 Parker, Colby2016
 Parker, Mandy, MF2009
 Parsons, Courtney, GK2008-11
Pearson, Brianna, D 2022-pres.
 Peeples, Erica, F2009-11
 Peterson, Whitney, GK 1997
Piete, Bella, MF 2021-pres.
 Piper, Christine, D1997-98
 Pirro, Leah, MF2020
 Poltl, Gina, F1997-01
 Powell, Laura, MF2005
 Pruett, Kaitlyn, D2003-04
 Puepke, Ava, GK2021-22

Q
 Quiroz, Eden, MF2019-22

R
 Ramirez, Mia, D2020
 Rasmussen, Kate, D2004-05
 Regrutto, Adrienne, D1996-97
 Roberts, Karen, MF2007-08
 Roby, Brooke, MF2001-04
 Robertson, Hayley, MF2000-01
 Robinson, Leigh Ann, MF2004-07
 Romanowski, Danielle, D2010
 Romero, Cristina, D2000-03
 Rowe, Michelle, F2002-05
 Russell, Dani, D2008-11

S
 Savage, Devany, F2010-13
Schlichting, Josefina, F 2022-pres.
 Schlosser, Colleen, F2009
 Schultz, Olivia, MF2011-13
 Scholten, Ariana, M2021-22
 Scott, Hilary, F 1994
 Seem, Annika, M2021-22
 Sheils, Angelica, GK2016-19
 Sherwood, Julia, MF2013-16
 Shoughro, Ashleigh, F2007
 Sims, Taylor, D2013
Smith, Kylie, MF 2022-pres.
 Smith, Rebecca, MF2001-02
 Snorsky, Annmarie, MF1993-95
 Sorentino, Isabella, D2013-14
 Sorribes, Judith, GK2020-21
 Spence, Heather, MF 1999
 Spencer, Susan, MF1999-00
 Stack, Amanda, D1994-96
 Starck, McKenna, F2004

Steed, Laney, MF 2022-pres.
 Stewart, Meg, GK2009
 Strocco, Val, F1999-02
 Sturgeon, Mary, D2004
 Suddes, Meghan, MF1995-96
 Sullivan, Molly, D1992-93
 Sullivan, Shannon, D/MF2003-05
 Sutton, Amy, MF1994-97
Suzuki, Maronne, MF 2020-pres.
 Swanson, Heather, D1996-99

T
 Taylor, Kylie, GK2004
Thielbahr, Emma, D 2022-pres.
 Thiele, Vanessa, MF1996-99
 Thistleton, Millie, D2022
 Thompson, Allison, MF2008-09
 Timmermans, Denise, D1992-93
 Tirandazi, Camelia, MF2014-17
 Tollack, McKenna, GK2012-16
 Trione, Sally, D 1998

V
 Valdez, Bekah, MF2019-21
 Velasquez, Marisela, MF1996-97
 Vella, Vanessa, D2004-07
 Viloria-Burns, Shawn, F 1995
 Vinti, Natalie, D/MF2006-09
 Voss, Lynsee, MF2016

W
 Wagstaff, Aimee, F1996-98
 Wales, Kendra, MF1997-98
 Wali, Sufia, F 1999
 Walencewicz, Malia, D2019-22
 Walke, Marley, MF2017-19
 Walker, Victoria, F2013-16
 Walls, Halle, MF2016-19
 Ward, Katie, F 1995
 Wesley, Ericka, D2007-11
 Williams, Caitlin, D2009-12
 Williams, Joslyn, D2003-06
 Willoughby, Sophie, D/MF2010
 Wolters, Allison, F2004-08
 Worden, Allison, GK1993-96
Wright, Ashley, D 2022-pres.

Y
 Young, Brittany, D/MF2003-06
 Young, Marya, D1998-00
 Young, Sarah, GK2020

Z
 Zinke, Jackie, MF2008-10

ALL-TIME HONORS

ALL-WCC, FIRST TEAM

Milan Moses.....	2018, 19
Summer Mason.....	2017
Jacqueline Altschuld	2014, 16
Emily Dillon.....	2013
Dani Russell.....	2012
Stephanie Ochs	2009, 10, 11
Natalie Garcia.....	2011
Elissa Magracia.....	2011
Natalie Vinti	2009
Jackie Zinke.....	2008, 10
Brittany Cameron.....	2008
Jen Mello.....	2008
Amy Epsten	2007
Leigh Ann Robinson	2006, 07
Kaitlyn Pruett.....	2004
Alexis Obeji	2000
Stephanie Barnier	2000
Gina Poltl	1999, 01
Aloson Benoit.....	1998
Heather Swanson.....	1997
Amy Goaziou.....	1996
Michelle Bush.....	1994, 95
Michele Kennedy.....	1993, 94, 96
Dawn Birdsall.....	1992, 93, 95

ALL-WCC, SECOND TEAM

Michaela Foster.....	2021
Summer Mason.....	2018
Tara Meier	2017
Amber Michel.....	2017, 19
Rachel Connors.....	2016
Jacqueline Altschuld	2015
Nikki Pappalardo.....	2014
Kelley McCloskey.....	2013
Meghan O'Rourke	2012, 13
Courtney Parsons	2011
Natalie Garcia.....	2010
Jackie Zinke.....	2009
Natalie Vinti	2008
Brittany Cameron.....	2007
Vanessa Vella.....	2007
Veronica Ambort	2006
Leigh Ann Robinson	2005
Amy Epsten	2004, 08
Marie-Claude Henry.....	2003
Kaitlyn Pruett.....	2003
Brenna Mullen	2003
Cristina Romero.....	2002
Leila Duren.....	2001
Casey Loveland.....	2001
Claire Currie.....	2000
Jessica Crothers.....	1999
Heather Swanson.....	1998
Amiee Wagstaff.....	1998
Sherice Bartling	1997
Michelle Bush.....	1996

Vanessa Thiele.....	1996, 99
Amy Goaziou.....	1995
Shawn Vilorio-Burns.....	1995
Monica Costello.....	1993
Allison Worden.....	1993, 95

ALL-WCC, HONORABLE MENTION

Cameryn Maddox.....	2022
Sami Fairweather.....	2020
Leah Pirro.....	2020
Devyn Kelsey.....	2018
Summer Mason.....	2016
Julia Sherwood	2016
Michelle Craft.....	2013, 15
Victoria Walker	2015
Mariah Butera	2013, 14
Jacqueline Altschuld	2013
Lauren Dotson.....	2013
Mariah Hobbs.....	2012
Kelley McCloskey.....	2012
Meghan O'Rourke	2011
Dani Russell.....	2011
Erika Wesley	2011
Taylor Housley.....	2010
Courtney Parsons	2010
Hallie Huston	2006, 09
Ellie Magracia.....	2008, 09
Christine Mock	2006, 09
Ashley Kirk	2008
Stephanie Ochs	2008
Veronica Ambort.....	2004, 05, 07
Natalie Vinti	2007
Vanessa Vella.....	2004, 06
Christina Carriaga.....	2005
Karen Cook.....	2004
Marie Claude-Henry.....	2002, 04
Michelle Rowe.....	2004
Libby Bassett.....	2003
Brooke Roby	2003
Val Strocchio.....	1999, 01, 02
Andrea Keesling.....	2001
Stephanie Barnier	2001
Katie Allen.....	2000, 01
Claire Currie.....	1997, 98, 00
Leila Duren.....	1999, 00
Casey Loveland.....	2000
Christina Romero	2000
Heather Swanson	1999
Sufia Wali	1999
Sherice Bartling	1998
Gina Poltl	1998
Vanessa Thiele.....	1997, 98
Dawn Birdsall.....	1994
Amy Gutowski.....	1995, 96
Michele Kennedy.....	1995
Monica Costello.....	1994, 95, 96
Allison Worden.....	1994

Jenny Jogejan	1994
Michelle Bush.....	1993
Karmyn Clark.....	1993

ALL-WCC, FRESHMAN TEAM

Cameryn Maddox.....	2022
Eden Quiroz.....	2019
Natalie Copenhaver.....	2017
Amber Michel.....	2016
Julianne De Armas	2015
Mia Costa	2014
Jacqueline Altschuld	2013
Meggie Gulczynski	2012
McKenna Tollack.....	2012
Mariah Butera	2011
Meghan O'Rourke	2011
Taylor Housley.....	2010
Kelly McCloskey.....	2010
Mariah Hobbs.....	2009
Stephanie Ochs	2008
Natalie Garcia.....	2008
Elissa Magracia.....	2008
Ashleigh Shoughro.....	2007
Hallie Huston	2006
Christine Mock	2006
Christina Carriaga.....	2005
Amy Epsten	2004
Vanessa Vella.....	2004

WCC COACH OF THE YEAR

Ada Greenwood.....	2004
Tony da Luz	1996

WCC PLAYER OF THE YEAR

Stephanie Ochs	2011
----------------------	------

WCC GOALKEEPER OF THE YEAR

Amber Michel.....	2019
-------------------	------

WCC DEFENDER OF THE YEAR

Natalie Garcia.....	2011
Brittany Cameron.....	2008
Dawn Birdsall.....	1995

WCC FRESHMAN OF THE YEAR

Amy Epsten	2004
------------------	------

WEST REGION COACH OF THE YEAR

Tony da Luz	1996
-------------------	------

NSCAA, ALL-AMERICAN SECOND TEAM

Stephanie Ochs	2011
----------------------	------

NSCAA, ALL-AMERICAN THIRD TEAM

Stephanie Ochs	2010
----------------------	------

ALL-TIME HONORS

SOCCER BUZZ, ALL-AMERICAN THIRD TEAM

Kaitlyn Pruett.....2004

SOCCER BUZZ, ALL-AMERICAN FOURTH TEAM

Leigh Ann Robinson2007

SOCCER BUZZ, FRESHMAN ALL-AMERICAN

Elissa Magracia.....2008

Amy Epsten2004

NSCAA, ALL-WEST REGION FIRST TEAM

Jacqueline Altschuld2014

Natalie Garcia.....2010, 11

Stephanie Ochs2010, 11

Natalie Vinti2009

Jackie Zinke.....2009

Michelle Bush.....1996

Allison Worden.....1996

Dawn Birdsall.....1995

NSCAA, ALL-WEST REGION SECOND TEAM

Amber Michel.....2019

Milan Moses.....2019

Summer Mason.....2018

Meghan O'Rourke2014

Emily Dillon.....2013

Courtney Parsons2010, 11

Amy Epsten2007

Leigh Ann Robinson2007

Kaitlyn Pruett.....2004

Gina Poltl1999

Alison Benoit.....1998, 99

Michele Kennedy.....1996

Michelle Bush.....1995

NSCAA, ALL-WEST REGION THIRD TEAM

Jacqueline Altschuld2013, 16

Danie Russell.....2012

Elissa Magracia.....2011

Jackie Zinke.....2010

Leigh Ann Robinson2006

Sufia Wali.....1999

Amy Goaziou.....1996

SOCCER BUZZ, ALL-WEST FIRST TEAM

Brittany Cameron.....2008

Leigh Ann Robinson2007

Kaitlyn Pruett.....2004

Gina Poltl1999

SOCCER BUZZ, ALL-WEST REGION SECOND TEAM

Natalie Vinti2008

Amy Epsten.....2007

Leigh Ann Robinson2006

Brenna Mullen2003

SOCCER BUZZ, ALL-WEST REGION THIRD TEAM

Jen Mello.....2008

Brittany Cameron.....2007

Alison Benoit.....1999

SOCCER BUZZ, ALL-WEST REGION FRESHMAN TEAM

Elissa Magracia.....2008

Hallie Huston2006

Amy Epsten2004

Vanessa Vella.....2004

SERIES RECORDS AGAINST OPPONENTS

Opponent	RECORD	G	GA	STREAK	Opponent	RECORD	G	GA	STREAK
Air Force	2-0-0	4	2	W2	North Carolina State	1-0-0	1	0	W1
Alabama	1-1-0	2	1	W1	Northern Arizona	2-0-1	7	1	T1
Arizona	4-0-0	13	3	W4	Northwestern	1-0-0	3	2	W1
Arizona State	4-1-1	7	5	W2	Ohio State	0-2-0	1	6	L2
Arkansas	1-0-0	2	0	W1	Oklahoma	2-0-0	5	0	W2
Army	1-0-0	3	1	W1	Oklahoma State	0-2-0	2	4	L2
Azusa Pacific	1-0-0	3	2	W1	Oregon	2-1-0	8	4	W1
Baylor	1-1-0	4	8	W1	Oregon State	1-2-2	6	3	L1
BYU	3-12-0	14	42	L5	Pacific*	12-2-2	34	10	L1
Brown	1-0-0	1	0	W1	Pepperdine*	10-19-2	34	63	L8
Butler	1-0-0	4	3	W1	Portland*	8-21-2	24	65	L3
California	1-3-2	4	17	L2	Portland State	2-1-0	9	2	L1
Cal Lutheran	0-1-0	0	2	L1	Rutgers	1-0-0	2	1	W1
Cal Poly	6-6-1	15	14	L1	Saint Mary's (CA)*	18-12-1	55	42	T1
Cal State Bakersfield	3-1-1	11	3	W1	Sam Houston State	1-0-0	2	0	W1
Cal State Fullerton	13-6-0	50	26	W2	San Diego State	8-11-2	29	36	T1
Cal State Hayward	1-0-0	8	0	W1	San Francisco*	21-8-1	63	29	T1
CSUN	13-6-1	26	12	L1	San Francisco State	1-0-0	1	0	W1
Central Florida	0-1-0	0	1	L1	San Jose State	1-0-0	5	1	W1
Clemson	0-0-1	1	1	T1	Santa Clara*	8-22-0	27	69	L5
Colorado	1-1-0	3	6	L1	Seattle	1-1-0	4	4	L1
Colorado College	1-0-0	2	1	W1	Stanford	1-4-0	2	11	L2
Dartmouth	0-0-1	1	1	T1	Texas	2-0-0	5	1	W2
Dayton	2-0-0	3	1	W2	Texas A&M	2-3-0	7	14	L3
Denver	3-2-1	9	8	L1	Texas Christian	1-0-0	3	0	W1
DePaul	1-0-0	3	2	W1	Texas Tech	0-1-0	0	1	L1
Duke	0-2-1	1	9	L1	Tulsa	1-0-0	3	2	W1
Fresno State	3-1-0	10	7	W3	UC Irvine	11-8-1	27	17	W2
Georgetown	0-2-0	1	4	L2	UCLA	1-20-5	10	57	L6
Georgia	0-1-0	0	1	L1	UC Riverside	4-1-0	12	2	W2
Gonzaga*	19-11-0	65	30	L5	UC San Diego	0-1-0	1	3	L1
Hartford	1-0-0	2	0	W1	UC Santa Barbara	9-4-1	34	14	L2
Hawai'i	1-1-0	4	4	W1	UNLV	2-1-0	4	2	W1
Holy Cross	1-0-0	4	0	W1	USC	6-11-2	23	27	L2
Idaho	1-0-0	3	0	W1	Utah	1-5-0	6	10	L3
Idaho State	1-0-0	6	0	W1	Utah Valley	1-0-1	5	2	T1
Indiana	0-1-0	0	1	L1	Vanderbilt	1-0-0	1	0	W1
Iowa	1-0-0	1	0	W1	Virginia Tech	1-1-1	2	2	T1
Kansas	1-4-0	3	8	W1	Wake Forest	1-3-0	4	9	L2
La Salle	1-0-0	3	2	W1	Washington	2-3-0	4	7	W1
LIU	1-0-0	3	0	W1	Washington State	0-2-0	2	4	L2
Long Beach State	12-5-4	35	15	T1	Westmont	1-0-0	1	0	W1
Louisiana State	1-1-0	8	4	L1					
Loyola Marymount*	25-4-1	62	20	L1					
Marquette	1-0-0	1	0	W1					
Maryland	0-1-0	0	1	L1					
Miami	0-0-1	0	0	T1					
Michigan	2-1-0	8	1	L1					
Michigan State	1-0-0	4	0	W1					
Minnesota	3-1-0	8	6	W2					
Missouri	2-0-0	4	2	W2					
Missouri State	1-0-0	1	0	W1					
Montana	0-1-0	0	1	L1					
Nebraska	0-2-0	1	7	L2					
New Mexico	1-0-1	5	0	T1					
North Carolina	0-3-0	1	10	L1					

*West Coast Conference Members

ALL-TIME MATCH RESULTS

2022 (2-12-5, 0-7-2 WCC)

Date	Opponent	W/L/T
8/18	Denver	L, 0-1
8/21	Colorado	L, 1-5
8/25	Cal State Bakersfield	W, 2-1
8/28	LSU	L, 1-4
9/1	San Diego State	T, 0-0
9/4	Long Beach State	T, 2-2
9/8	UC Irvine	W, 1-0
9/15	#9 Stanford	L, 0-5
9/22	Cal Poly	L, 0-1
9/25	Northern Arizona	T, 1-1
10/1	#17 Pepperdine*	L, 0-3
10/5	#15 Portland*	L, 0-2
10/8	Gonzaga*	L, 0-2
10/15	LMU*	L, 0-2
10/19	Santa Clara*	L, 1-2
10/22	Saint Mary's*	T, 2-2
10/29	San Francisco*	T, 0-0
11/2	#15 BYU*	L, 0-6
11/5	Pacific*	L, 0-3

2021 (6-11-1, 1-7-1 WCC)

Date	Opponent	W/L/T
8/19	Cal State Fullerton	W, 2-1
8/22	Army	W, 3-1
8/26	UC Irvine	W, 3-0
8/28	Seattle (20T)	L, 3-2
9/2	Long Beach State	W, 2-1
9/10	San Diego State	L, 3-0
9/16	UCLA	L, 2-0
9/19	UC Santa Barbara	L, 1-0
9/25	Denver	W, 2-1
10/2	Santa Clara*	L, 2-0
10/6	#6 Pepperdine*	L, 4-0
10/9	#20 BYU*	L, 6-0
10/15	LMU*	W, 2-0
10/20	Portland*	L, 4-1
10/23	Gonzaga*	L, 1-0
10/29	Pacific* (20T)	T, 0-0
11/3	Saint Mary's*	L, 3-0
11/6	San Francisco*	L, 3-0

2020 - Spring 2021 (1-7-1, 1-5-1 WCC)

Date	Opponent	W/L/T
2/12	Pepperdine	L, 4-1
2/16	#4 UCLA	L, 3-0
2/27	LMU*	W, 2-0
3/6	Gonzaga*	L, 3-0
3/13	St. Mary's*	L, 2-1
3/24	#16 BYU*	L, 6-0
3/27	Portland*	L, 3-0
4/3	Pepperdine*	L, 7-0
4/10	Pacific* (20T)	T, 0-0

2019 (8-9-1 Overall; 4-5 WCC)

Date	Opponent	W/L/T
8/23	LIU	W, 3-0
8/25	Holy Cross	W, 4-0
9/2	Long Beach State (20T)	L, 2-1
9/6	California	L, 3-0
9/8	Cal Poly	W, 1-0
9/13	San Diego State	W, 1-0
9/15	CSUN	L, 1-0

9/20	Utah Valley	T, 1-1
9/22	Utah	L, 1-0
10/5	Gonzaga*	L, 6-0
10/9	St. Mary's*	W, 5-0
10/12	#24 Santa Clara	L, 6-0
10/18	LMU*	W, 3-2
10/23	San Francisco*	L, 2-1
10/26	#4 BYU*	L, 3-1
11/1	Pepperdine*	L, 1-0
11/6	Pacific*	W, 1-0
11/9	Portland*	W, 1-0

2018 (8-9-1 Overall; 4-5 WCC)

Date	Opponent	W/L/T
8/17	Virginia Tech (20T)	T, 0-0
8/19	Georgia	L, 1-0
8/24	Sam Houston State	W, 2-0
8/26	#9 Texas A&M	L, 3-0
8/31	Utah Valley	W, 4-1
9/7	San Diego State	W, 5-2
9/9	#4 USC	L, 3-2
9/21	Cal State Fullerton	W, 3-1
9/23	UC Irvine	L, 2-1
9/27	Portland*	L, 4-1
9/30	Gonzaga* (20T)	L, 3-2
10/6	BYU* (OT)	L, 2-1
10/13	LMU* (20T)	W, 2-1
10/18	Saint Mary's*	W, 1-0
10/20	Pacific*	W, 3-0
10/25	#6 Santa Clara* (OT)	L, 2-1
10/28	San Francisco*	W, 1-0
11/3	Pepperdine*	L, 2-0

2017 (8-11-0 Overall; 6-3-0 WCC)

Date	Opponent	W/L/T
8/18	Virginia Tech (20T)	L, 1-0
8/20	Texas A&M	L, 2-0
8/27	Texas Tech	L, 1-0
9/1	San Diego State	L, 3-1
9/3	Denver	W, 3-1
9/8	Long Beach State	L, 3-0
9/15	UC Irvine	L, 1-0
9/17	USC	L, 3-1
9/22	Cal State Fullerton	L, 3-0
9/24	CSUN	W, 2-0
9/29	BYU*	W, 2-1
10/5	St. Mary's*	W, 2-1
10/7	Pacific*	W, 3-1
10/19	LMU*	W, 3-1
10/21	Pepperdine*	L, 3-0
10/26	Portland*	W, 1-0
10/28	Gonzaga*	W, 2-0
11/2	Santa Clara*	L, 3-0
11/4	San Francisco*	L, 2-0

2016 (10-8-1 Overall; 5-4-0 WCC)

Date	Opponent	W/L/T
8/19	Wake Forest	L, 2-1
8/21	No. Carolina State& (20T)	W, 1-0
8/26	Utah	L, 3-0
9/2	San Diego State	W, 2-0
9/4	CSUN (20T)	T, 0-0
9/8	DePaul (20T)	W, 3-2
9/11	UCLA	L, 3-1
9/16	Long Beach State	W, 3-2

9/18	Oregon State (OT)	L, 2-1
9/23	Cal State Fullerton	W, 1-0
9/29	San Francisco*	W, 3-1
10/1	Santa Clara*	W, 1-0
10/6	Pepperdine*	L, 2-0
10/8	LMU*	L, 1-0
10/15	Gonzaga*	W, 1-0
10/21	BYU*	L, 2-1
10/27	Pacific* (20T)	W, 2-1
10/29	Saint Mary's*	L, 3-1
11/4	Portland*	W, 3-2

& Match was played at Wake Forest

2015 (5-13-2 Overall; 3-6-0 WCC)

Date	Opponent	W/L/T
8/21	No. Carolina State	W, 2-1
8/23	#4 UCLA (20T)	L, 1-0
8/27	Michigan	L, 2-1
8/29	Georgetown (20T)	L, 2-1
9/4	#23 Long Beach St.(20T)	T, 0-0
9/6	Utah	L, 2-1
9/11	#23 USC	L, 2-1
9/17	San Diego State	L, 4-3
9/20	Oregon State (20T)	T, 0-0
9/25	CSUN	W, 4-1
9/27	Cal State Fullerton	L, 6-3
10/1	Portland*	W, 1-0
10/3	Gonzaga*	L, 2-1
10/9	#5 BYU*	L, 1-0
10/16	Saint Mary's*	L, 2-1
10/22	#20 Santa Clara*	L, 2-1
10/24	San Francisco* (20T)	L, 3-2
10/29	LMU*	L, 1-0
10/31	Pepperdine* (OT)	W, 1-0
11/6	Pacific*	W, 2-0

2014 (10-8-2 Overall; 6-3-0 WCC)

Date	Opponent	W/L/T
8/22	#13 Georgetown	L, 3-1
8/24	USC (20T)	T, 1-1
8/29	#10 Michigan	W, 5-0
8/31	#1 UCLA	L, 2-0
9/5	#23 Long Beach St. (20T)	T, 0-0
9/7	CS Northridge	L, 2-0
9/12	UC Irvine	L, 2-1
9/19	#20 San Diego State	W, 2-0
9/21	#19 Oklahoma	W, 2-0
9/28	CS Fullerton	W, 2-1
10/3	BYU*	L, 3-2
10/9	Gonzaga*	L, 2-0
10/12	Portland*	W, 3-0
10/18	#7 Pepperdine*	W, 2-1
10/23	San Francisco*	W, 1-0
10/26	Santa Clara*	L, 3-1
10/30	Pacific*	W, 1-0
11/1	Saint Mary's*	W, 3-2
11/8	LMU*	W, 2-0
11/14	#1 UCLA !	L, 5-0

! NCAA Tournament match

2013 (12-8-0 Overall; 5-4-0 WCC)

Date	Opponent	W/L/T
8/23	San Jose State	W, 5-1

Home Matches are in **BOLD**

* West Coast Conference match

ALL-TIME MATCH RESULTS

8/25	USC	L, 3-2
9/1	CSUN	W, 3-1
9/6	#24 Texas A&M	L, 6-1
9/8	Minnesota (OT)	W, 2-1
9/13	Kansas	W, 2-0
9/15	Nebraska	L, 2-1
9/20	San Diego State	L, 3-0
9/22	CSUN	W, 2-0
9/30	Long Beach State	W, 1-0
10/10	#18 Santa Clara*	L, 1-0
10/12	San Francisco*	W, 1-0
10/17	LMU*	W, 2-1
10/21	Pepperdine*	L, 2-1
10/24	Portland*	L, 2-0
10/26	Gonzaga*	W, 3-1
11/1	#20 BYU*	L, 1-0
11/7	Saint Mary's*	W, 2-1
11/9	Pacific*	W, 2-1

2012 (8-11-0 Overall; 4-4-0 WCC)

Date	Opponent	W/L/T
8/17	#10 Pepperdine	L, 4-2
8/19	CSUN	L, 3-0
8/24	#12 Texas A&M	W, 1-0
8/26	Minnesota (2OT)	W, 3-2
8/31	vs. Washington St. %	L, 2-1
9/2	USC %	W, 2-1
9/7	#4 Duke ~	L, 4-1
9/9	#14 North Carolina ~	L, 5-0
9/14	USC	L, 3-2
9/21	Long Beach State	L, 1-0
9/23	CSUN	L, 1-0
9/29	San Francisco*	W, 2-0
10/7	LMU*	W, 1-0
10/12	Saint Mary's*	W, 1-0
10/19	Portland* (OT)	L, 2-1
10/21	Pepperdine*	L, 2-0
10/25	#5 BYU*	L, 4-1
10/28	Santa Clara*	L, 3-2
11/2	Gonzaga*	W, 3-0

% USC Tournament
~ North Carolina Tournament

2011 (12-8-2 Overall; 7-1-0 WCC)

Date	Opponent	W/L/T
8/19	Missouri	W, 2-1
8/21	USC	W, 3-1
8/26	Pacific	W, 4-0
8/28	Kansas	L, 2-1
9/2	Alabama	W, 2-0
9/4	Central Florida	L, 1-0
9/9	Texas %	W, 2-1
9/11	#4 Oklahoma State %	L, 2-1
9/16	Long Beach State	L, 1-0
9/22	Cal State Fullerton	L, 2-0
9/25	UC Irvine	L, 3-2
10/6	#4 Pepperdine*	L, 1-0
10/9	San Francisco*	W, 3-0
10/14	Portland*	W, 2-1
10/21	Saint Mary's* (OT)	W, 2-1
10/23	LMU*	W, 2-1
10/27	Gonzaga*	W, 3-0
10/29	BYU*	W, 1-0
11/4	#7 Santa Clara*	W, 3-0
11/11	UC Irvine! (5-3 PK)	T, 2-2

Home Matches are in **BOLD**

11/18	#2 UCLA!	(3-2 PK)	T, 1-1
11/20	Long Beach State!		L, 1-0

% USC Tournament
! NCAA Tournament

2010 (11-8-2 Overall; 4-3-0 WCC)

Date	Opponent	W/L/T
8/20	#19 USC	W, 1-0
8/27	Arizona	W, 4-1
8/29	Michigan	W, 2-0
9/3	Marquette % (OT)	W, 1-0
9/5	Minnesota %	L, 2-1
9/10	Dartmouth (2OT)	T, 1-1
9/12	UC Irvine	L, 1-0
9/17	CSU Bakersfield (2OT)	T, 0-0
9/19	Portland State	W, 5-1
9/24	#11 UCLA	L, 2-0
9/27	CSUN	L, 1-0
10/1	#15 USC	W, 1-0
10/3	Cal State Fullerton	W, 2-1
10/10	Santa Clara*	L, 1-0
10/15	San Francisco*	W, 4-1
10/17	Saint Mary's*	W, 2-1
10/22	#2 Portland*	L, 1-0
10/24	Gonzaga*	L, 1-0
10/29	Pepperdine*	W, 2-1
11/5	LMU* (2OT)	W, 2-1
11/12	#4 Wake Forest!	L, 1-0

% Minnesota Tournament
! NCAA Tournament

2009 (12-7-2 Overall; 5-2-0 WCC)

Date	Opponent	W/L/T
8/21	CSUN	W, 3-0
8/23	CSU Bakersfield	L, 2-1
8/28	#7 UCLA (2OT)	T, 1-1
8/30	Arizona	W, 4-1
9/4	Ohio State	L, 3-0
9/6	Cal State Fullerton	W, 2-0
9/11	#11 Rutgers ~	W, 2-1
9/13	Brown ~	W, 1-0
9/18	#22 Kansas %	L, 5-0
9/20	Missouri State %	W, 1-0
10/2	USC	L, 4-0
10/7	Long Beach State (2OT)	T, 0-0
10/11	#15 Santa Clara*	W, 1-0
10/16	Saint Mary's*	L, 2-1
10/18	San Francisco*	W, 3-2
10/23	LMU*	W, 3-0
10/25	Pepperdine*	W, 2-0
10/30	Gonzaga*	W, 5-1
11/1	Seattle	W, 2-1
11/6	#2 Portland*	L, 2-0
11/13	San Diego State!	L, 1-0

~ Arizona Tournament
% Kansas Tournament
! NCAA Tournament

2008 (15-5-2 Overall; 6-1-0 WCC)

Date	Opponent	W/L/T
8/22	#1 USC (OT)	L, 1-0
8/29	UC Santa Barbara	L, 1-0

8/31	UC Irvine (2OT)	W, 1-0
9/5	Northwestern~	W, 3-2
9/7	Iowa ~	W, 1-0
9/12	La Salle	W, 3-2
9/14	CSU Bakersfield	W, 3-0
9/19	New Mexico\$ (2OT)	T, 0-0
9/21	#19 Miami\$ (2OT)	T, 0-0
9/26	UC Riverside	W, 3-0
9/28	Idaho State	W, 6-0
10/5	#3 UCLA	L, 3-0
10/8	Long Beach State	W, 1-0
10/12	Santa Clara*	W, 2-1
10/17	San Francisco*	W, 1-0
10/19	Saint Mary's*	W, 2-0
10/24	Pepperdine*	W, 1-0
10/26	LMU*	W, 1-0
10/31	Gonzaga*	W, 3-2
11/8	#2 Portland*	L, 4-1
11/14	Long Beach State!	W, 1-0
11/17	#1 UCLA!	L, 1-0

~ Pepperdine Nike Challenge
\$ UCLA Women's Cup Tournament
! NCAA Tournament

2007 (15-3-3 Overall; 5-1-1 WCC)

Date	Opponent	W/L/T
8/31	#19 Wake Forest^	W, 2-1
9/2	#22 Duke^ (2OT)	T, 0-0
9/7	Dayton	W, 1-0
9/9	Ohio State	L, 2-0
9/14	#6 UCLA (2OT)	T, 0-0
9/16	Cal Poly (OT)	W, 1-0
9/21	UC Irvine (OT)	W, 1-0
9/23	UC Riverside	W, 3-1
9/28	CSUN	W, 1-0
9/30	Pacific	W, 2-0
10/5	CSU Bakersfield	W, 5-0
10/7	Arizona State	W, 1-0
10/14	#5 Santa Clara*	W, 1-0
10/19	LMU*	W, 3-1
10/21	Pepperdine* (2OT)	T, 1-1
10/25	#6 Portland*	L, 4-0
10/28	Gonzaga* (2OT)	W, 1-0
11/2	Saint Mary's*	W, 3-1
11/4	Cal State Fullerton	W, 1-0
11/10	San Francisco*	W, 3-0
11/16	#19 Oklahoma State!	L, 2-1

^ WCC/ACC Challenge
! NCAA Tournament

2006 (12-8-0 Overall; 3-4-0 WCC)

Date	Opponent	W/L/T
8/25	Cal Poly	W, 3-2
8/27	UC Santa Barbara	W, 2-0
9/1	Ohio State^	L, 4-1
9/3	Dayton^	W, 2-1
9/8	#19 CSU Fullerton (2OT)	W, 2-1
9/10	Idaho	W, 3-0
9/15	UNLV	W, 2-0
9/17	UC Irvine	L, 2-1
9/22	#16 USC	L, 2-0
9/24	Arizona State	W, 1-0
9/29	#5 UCLA	L, 3-0
10/1	Hawai'i	W, 4-2

* West Coast Conference match

ALL-TIME MATCH RESULTS

10/8	#3 Santa Clara*	L, 2-0
10/13	Pepperdine* (2OT)	L, 2-1
10/15	#21 LMU*	W, 2-1
10/19	Gonzaga* (OT)	L, 1-0
10/22	#5 Portland (OT)	L, 2-1
10/25	San Diego State	W, 2-0
10/29	Saint Mary's*	W, 4-0
11/4	San Francisco*	W, 2-0

^ Pepperdine Invitational

2005 (6-12-1 Overall; 2-5-0 WCC)

Date	Opponent	W/L/T
8/26	Northern Arizona	W, 3-0
8/28	#3 UCLA	L, 4-1
9/2	Virginia Tech^	W, 2-1
9/4	#21 Wake Forest^	L, 5-1
9/9	#28 Kansas\$	L, 1-0
9/16	#1 North Carolina!	L, 3-0
9/18	#7 Duke!	L, 5-0
9/23	UC Irvine	W, 2-1
9/25	Pacific	L, 1-0
9/28	San Diego State	L, 2-0
10/2	Arizona State (2OT)	T, 2-2
10/9	#5 Santa Clara*	L, 2-0
10/14	San Francisco* (2OT)	L, 2-1
10/16	Saint Mary's*	L, 2-0
10/21	#22 Gonzaga*	L, 1-0
10/23	#2 Portland*	L, 3-0
10/24	Portland State	W, 3-0
10/28	Pepperdine*	L, 2-0
11/5	LMU*	W, 2-0

^ WCC/ACC Challenge (at Wake Forest)

\$ Adidas/Torero Invitational

! Duke/Adidas Soccer Classic

2004 (12-8-2 Overall; 5-1-1 WCC)

Date	Opponent	W/L/T
8/27	#2 UCLA	L, 4-0
8/29	UC Irvine	W, 3-0
9/2	#24 Colorado^	W, 2-1
9/4	Denver^	L, 3-0
9/8	CS Fullerton	L, 1-0
9/11	San Diego State	W, 4-1
9/17	Long Beach State	W, 6-0
9/19	USC	L, 2-0
9/21	UC Riverside	L, 1-0
9/24	UNLV	L, 2-1
9/26	Cal Poly (2OT)	T, 0-0
10/1	#3 Washington	W, 2-1
10/3	#23 Utah	W, 3-0
10/10	#4 Santa Clara*	W, 2-1
10/15	San Francisco*	W, 2-1
10/17	Saint Mary's* (OT)	W, 3-2
10/22	#6 Portland*	L, 1-0
10/24	Gonzaga* (OT)	W, 1-0
10/29	Pepperdine* (2OT)	T, 0-0
11/5	LMU* (2OT)	W, 1-0
11/12	UNLV!	(2OT) W, 1-0
11/14	#2 UCLA!	L, 3-0

^ Denver Tournament

! NCAA Tournament

2003 (9-8-4 Overall; 2-4-1 WCC)

Date	Opponent	W/L/T
8/29	Long Beach State	W, 2-0
8/31	Oregon State (OT)	T, 0-0
9/5	UNLV	W, 1-0
9/12	Northern Arizona	W, 3-0
9/14	Vanderbilt^ (OT)	W, 1-0
9/19	Kansas	L, 1-0
9/21	#13 Clemson (OT)	T, 1-1
9/27	#21 Cal Poly	L, 3-1
9/28	UC Santa Barbara (OT)	T, 1-1
10/3	Arizona	W, 2-1
10/5	#12 Arizona State (OT)	W, 2-1
10/7	#3 UCLA	L, 2-0
10/12	#13 Santa Clara*	L, 3-0
10/17	#8 Pepperdine*	L, 2-1
10/19	#20 LMU*	W, 2-0
10/24	Saint Mary's*	L, 2-1
10/26	San Francisco*	W, 2-0
11/2	Gonzaga*	L, 1-0
11/8	#3 Portland* (2OT)	T, 2-2
11/14	#4 UCLA!	L, 2-0

^ Arizona State Tournament

! NCAA Tournament

2002 (11-7-3 Overall; 3-3-1 WCC)

Date	Opponent	W/L/T
8/30	#3 UCLA	L, 6-0
9/1	UC Santa Barbara	W, 4-2
9/6	UC Riverside	W, 3-0
9/8	Denver (2OT)	T, 1-1
9/11	CSUN	W, 3-1
9/13	Fresno State	W, 4-2
9/15	Long Beach State	W, 3-0
9/20	Arizona State	L, 2-0
9/22	Arizona	W, 3-0
9/27	#18 USC (2OT)	T, 0-0
9/29	CS Fullerton	L, 2-1
10/6	Cal Poly	W, 3-0
10/11	#7 Santa Clara*	L, 3-0
10/18	San Francisco*	W, 2-0
10/20	Saint Mary's*	L, 4-1
10/25	LMU*	W, 2-1
10/27	Pepperdine*	L, 3-1
10/31	UC Irvine	W, 5-0
11/3	Gonzaga*	W, 4-0
11/7	#7 Portland* (2OT)	T, 0-0
11/15	USC!	(OT) L, 1-0

! NCAA Tournament

2001 (11-7-3 Overall; 3-3-1 WCC)

Date	Opponent	W/L/T
8/31	UC Santa Barbara	W, 3-2
9/2	Cal Poly	W, 1-0
9/7	Arkansas	W, 2-0
9/9	Baylor (OT)	W, 3-2
9/18	USC	W, 1-0
9/21	UCLA	L, 2-0
9/28	Oregon	L, 3-0
9/30	Oregon State (OT)	L, 2-1
10/5	San Francisco*	W, 6-1
10/7	Arizona State	W, 1-0
10/10	Long Beach State (OT)	W, 2-1

10/14	LMU*	W, 1-0
10/19	Gonzaga*	W, 4-0
10/21	Portland*	L, 2-1
10/26	Pepperdine*	W, 3-2
10/28	CS Fullerton	W, 5-0
11/2	Saint Mary's*	L, 3-0
11/4	Santa Clara*	L, 2-0
11/9	UC Irvine	W, 2-1
11/10	UC Riverside	W, 3-0
11/16	Washington!	L, 2-0

! NCAA Tournament

2000 (14-7 Overall; 4-3 WCC)

Date	Opponent	W/L/T
8/25	UC Santa Barbara	W, 3-0
8/29	Oregon	W, 6-1
9/2	Denver	W, 3-1
9/3	Air Force	W, 2-1
9/6	CS Fullerton	W, 4-1
9/10	CSUN	W, 2-0
9/15	BYU	L, 4-1
9/17	Utah	L, 2-1
9/22	Long Beach State	W, 3-0
9/24	UCLA	L, 3-0
9/29	San Francisco*	W, 5-0
10/1	California	L, 3-0
10/6	Pepperdine*	W, 1-0
10/13	LMU* (OT)	L, 3-2
10/15	Gonzaga*	W, 1-0
10/20	Portland*	W, 1-0
10/23	UC Irvine	W, 1-0
10/29	Saint Mary's*	W, 2-0
11/5	Santa Clara*	L, 4-0
11/17	USC!	L, 2-1

! NCAA Tournament

1999 (16-5 Overall; 5-2 WCC)

Date	Opponent	W/L/T
8/27	Long Beach State	W, 7-0
9/3	Baylor^	L, 6-1
9/5	Louisiana State^	W, 7-0
9/10	Air Force (OT)	W, 2-1
9/12	Oklahoma	W, 3-0
9/17	Tulsa\$	W, 3-2
9/19	Missouri\$ (OT)	W, 2-1
9/24	Colorado College (OT)	W, 2-1
9/26	San Francisco*	W, 6-0
10/1	TCU%	W, 3-0
10/3	North Carolina%	L, 2-1
10/8	Pepperdine*	W, 2-1
10/15	LMU* (OT)	W, 1-0
10/22	Gonzaga*	W, 2-1
10/24	Portland*	W, 1-0
10/29	Fresno State	W, 1-0
10/31	Cal Poly	W, 3-0
11/5	Santa Clara*	L, 5-1
11/7	Saint Mary's*	L, 2-0
11/17	San Diego State!	W, 2-1
11/24	UCLA! (OT)	L, 2-1

^ Baylor Tournament

\$ Cal Poly Tournament

% San Diego Tournament

! NCAA Tournament

* West Coast Conference match

Home Matches are in **BOLD**

ALL-TIME MATCH RESULTS

1998 (12-6-2 Overall; 4-2-1 WCC)

Date	Opponent	W/L/T
9/1	Utah	L, 2-1
9/5	#24 Stanford%	L, 3-1
9/6	California%	W, 2-1
9/9	CS Fullerton	W, 5-2
9/15	CS East Bay	W, 8-0
9/19	Oregon\$	W, 2-0
9/20	Hawai'i\$	L, 2-0
9/23	Long Beach State	W, 2-1
9/27	#9 UCLA (20T)	T, 2-2
9/30	CSUN	W, 3-1
10/2	Fresno State	W, 4-3
10/6	#10 San Diego State	L, 4-2
10/10	San Francisco*	W, 1-0
10/14	UC Santa Barbara	W, 2-0
10/18	LMU* (20T)	T, 0-0
10/23	#5 Portland*	L, 2-1
10/25	Saint Mary's*	W, 2-0
11/1	#2 Santa Clara*	L, 4-0
11/6	Gonzaga*	W, 10-1
11/8	Pepperdine*	W, 4-2

% California Tournament
\$ Hawai'i Tournament

1997 (7-12-1 Overall; 4-3 WCC)

Date	Opponent	W/L/T
8/30	Alabama%	L, 1-0
9/1	BYU%	L, 3-0
9/5	California (20T)	T, 2-2
9/7	Indiana	L, 1-0
9/9	Portland State	W, 7-0
9/14	Fresno State	L, 2-1
9/19	Cal Poly	L, 4-1
9/21	UC Santa Barbara	W, 5-2
9/26	UCLA	L, 4-1
9/28	San Francisco*	L, 2-1
10/3	Pepperdine*	W, 3-2
10/5	San Diego State	L, 5-1
10/10	Nebraska	L, 5-0
10/15	CS Fullerton	W, 4-3
10/17	LMU*	W, 3-1
10/24	Gonzaga*	W, 2-1
10/26	Portland*	L, 7-0
11/4	Montanta	L, 1-0
11/7	Saint Mary's*	W, 3-0
11/9	Santa Clara*	L, 5-2

% CS Fullerton Tournament

1996 (14-6-1 Overall; 5-2 WCC)

Date	Opponent	W/L/T
8/31	Portland State\$	W, 2-0
9/1	Oregon State\$	W, 4-0
9/11	UC Irvine	W, 2-0
9/15	San Diego State	L, 1-0
9/17	Cal Poly (OT)	L, 2-1
9/27	UCLA (20T)	T, 0-0
9/29	#3 Santa Clara*	W, 3-1
10/6	Saint Mary's*	W, 4-0
10/11	UC Santa Barbara	W, 4-0
10/13	LMU*	W, 2-0
10/15	CS Fullerton	L, 3-1
10/18	Stanford	W, 1-0

Home Matches are in **BOLD**

10/20	San Francisco*	(OT)	W, 4-1
10/25	#3 Portland&*		L, 3-1
10/28	Texas&		W, 3-0
11/1	Butler%	(OT)	W, 4-3
11/3	Michigan State%		W, 4-0
11/8	Pepperdine*		L, 2-1
11/10	Gonzaga*		W, 5-0
11/17	Texas A&M!		W, 5-3
11/24	Maryland!		L, 1-0

\$ Portland State Tournament
& San Diego Tournament
% Texas Tournament
! NCAA Tournament

1995 (10-6-1 Overall; 5-2 WCC)

Date	Opponent	W/L/T
9/2	UC Santa Barbara	W, 3-0
9/4	Cal Poly	L, 2-1
9/8	#3 Stanford	L, 1-0
9/9	UCLA	L, 1-0
9/15	Saint Mary's*	L, 1-0
9/17	#10 Santa Clara*	W, 3-1
9/29	LMU*	W, 7-0
10/5	Pepperdine*	W, 2-0
10/9	BYU	W, 4-0
10/13	#10 Hartford %	W, 2-0
10/15	Pacific %	W, 4-2
10/19	Cal State Fullerton	L, 1-0
10/21	San Diego State (20T)	T, 1-1
10/25	#14 UC Irvine	W, 1-0
10/29	San Francisco* (OT)	W, 2-1
11/3	Gonzaga*	W, 3-0
11/5	#2 Portland*	L, 2-0

% UC Irvine Tournament

1994 (8-11-1 Overall; 3-4 WCC)

Date	Opponent	W/L/T
9/3	UC Santa Barbara	W, 5-1
9/5	UCLA	L, 2-1
9/8	#8 Santa Clara*	L, 2-0
9/10	New Mexico	W, 5-0
9/13	USC	L, 3-1
9/17	San Diego State	L, 2-0
9/24	Gonzaga*	W, 3-0
9/25	#19 Washington State	L, 2-1
9/30	#13 Saint Mary's*	W, 3-2
10/2	LMU* (20T)	W, 4-0
10/7	San Francisco*	L, 2-0
10/9	#3 Stanford	L, 2-0
10/12	UC Irvine	W, 1-0
10/16	Cal Poly	L, 2-1
10/21	Pacific	W, 4-1
10/23	California (20T)	T, 0-0
10/28	Minnesota	W, 2-1
11/1	Pepperdine*	L, 3-0
11/4	#8 Portland*	L, 3-0
11/6	#14 Washington	L, 3-1

1993 (8-8 Overall; 3-3 WCC)

Date	Opponent	W/L/T
9/5	UC Santa Barbara (OT)	L, 3-1
9/10	Saint Mary's*	L, 2-0
9/12	Santa Clara*	L, 6-1

9/16	UC Irvine*	(OT)	L, 2-1
9/18	LMU*	(OT)	W, 5-1
9/24	UC San Diego		L, 3-1
9/29	San Diego State		L, 2-1
10/7	Gonzaga*		W, 6-0
10/15	Pepperdine*		L, 4-2
10/17	San Francisco*		W, 3-1
10/22	USC		W, 6-0
10/24	Pacific		W, 6-0
10/27	Cal State Fullerton		W, 8-0
10/30	Portland* #		L, 3-2
10/31	Washington #	(OT)	W, 1-0
11/7	UCLA		W, 1-0

Portland Invitational

1992 (5-10 Overall; 0-4 WCC)

Date	Opponent	W/L/T
9/6	Santa Clara*	L, 2-1
9/12	UC Santa Barbara	L, 2-1
9/15	San Diego State	W, 2-1
9/19	Cal Poly	W, 1-0
9/20	UC Irvine	L, 1-0
9/23	Azusa Pacific	W, 3-2
9/25	Washington (OT)	L, 1-0
9/27	California	L, 4-0
10/2	Cal Lutheran (OT)	L, 2-0
10/8	UC Irvine	L, 2-0
10/10	San Francisco*	L, 3-1
10/12	San Francisco State	W, 1-0
10/17	Westmont	W, 1-0
10/24	Portland*	L, 4-0
10/30	Saint Mary's*	L, 3-1

* West Coast Conference match

ALL-TIME RESULTS AGAINST OPPONENTS

AIR FORCE

First Year Played	1999
Last Year Played	2000
Overall Record	2-0-0
Current Streak	W2
Home Record	1-0-0
Road Record	1-0-0
Neutral Record	0-0-0
Goals Scored	4
Goals Against	2

Date	Team (H/A/N)	Result	Score
9/10/99	Air Force (H)	W-ot	2-1
9/3/00	Air Force (A)	W	2-1

ALABAMA

First Year Played	1997
Last Year Played	2011
Overall Record	1-1-0
Current Streak	W1
Home Record	1-0-0
Road Record	0-0-0
Neutral Record	0-1-0
Goals Scored	2
Goals Against	1

Date	Team (H/A/N)	Result	Score
8/30/97	Alabama (N)	L	0-1
9/2/11	Alabama (H)	W	2-0

ARIZONA

First Year Played	2002
Last Year Played	2011
Overall Record	4-0-0
Current Streak	W4
Home Record	2-0-0
Road Record	2-0-0
Neutral Record	0-0-0
Goals Scored	13
Goals Against	3

Date	Team (H/A/N)	Result	Score
9/22/02	Arizona (A)	W	3-0
10/3/03	Arizona (H)	W	2-1
8/30/09	Arizona (A)	W	4-1
8/27/10	Arizona (H)	W	4-1

ARIZONA STATE

First Year Played	2001
Last Year Played	2007
Overall Record	4-1-1
Current Streak	W2
Home Record	3-0-0
Road Record	1-1-1
Neutral Record	0-0-0
Goals Scored	7
Goals Against	5

Date	Team (H/A/N)	Result	Score
10/7/01	Arizona State (H)	W	1-0
9/20/02	Arizona State (A)	L	0-1
10/5/03	Arizona State (H)	W-ot	2-1
10/2/05	Arizona State (A)	T-ot2	2-2
9/24/06	Arizona State (H)	W	1-0
10/7/07	Arizona State (A)	W	1-0

ARKANSAS

First Year Played	2001
Last Year Played	2001
Overall Record	1-0-0
Current Streak	W1
Home Record	1-0-0
Road Record	0-0-0
Neutral Record	0-0-0
Goals Scored	2
Goals Against	0

Date	Team (H/A/N)	Result	Score
9/7/01	Arkansas (H)	W	2-0

ARMY

First Year Played	2021
Last Year Played	2021
Overall Record	1-0-0
Current Streak	W1
Home Record	1-0-0
Road Record	0-0-0
Neutral Record	0-0-0
Goals Scored	3
Goals Against	1

Date	Team (H/A/N)	Result	Score
8/22/21	Army (H)	W	3-1

AZUSA PACIFIC

First Year Played	1992
Last Year Played	1992
Overall Record	1-0-0
Current Streak	W1
Home Record	1-0-0
Road Record	0-0-0
Neutral Record	0-0-0
Goals Scored	3
Goals Against	2

Date	Team (H/A/N)	Result	Score
9/23/92	Azusa Pacific (H)	W	3-2

BAYLOR

First Year Played	1999
Last Year Played	2001
Overall Record	1-1-0
Current Streak	W1
Home Record	1-0-0

Road Record	0-0-0
Neutral Record	0-1-0
Goals Scored	4
Goals Against	8

Date	Team (H/A/N)	Result	Score
9/3/99	Baylor (N)	L	1-6
9/9/01	Baylor (H)	W-ot	3-2

BRIGHAM YOUNG (BYU)

First Year Played	1995
Last Year Played	2022
Overall Record	3-12-0
Current Streak	L5
Home Record	1-6-0
Road Record	2-5-0
Neutral Record	0-1-0
Goals Scored	14
Goals Against	42

Date	Team (H/A/N)	Result	Score
10/9/95	BYU (H)	W	4-0
9/1/97	BYU (N)	L	0-3
9/15/00	BYU (A)	L	1-4
10/29/11	BYU (A)	W	1-0
10/25/12	BYU (H)	L	1-4
11/1/13	BYU (A)	L	0-1
10/3/14	BYU (H)	L	2-3
10/9/15	#5 BYU (A)	L	0-1
10/21/16	BYU (H)	L	1-2
9/29/17	BYU (A)	W	2-1
10/6/18	BYU (H)	L-ot	1-2
10/26/19	#4 BYU (A)	L	1-3
3/24/21	#16 BYU (H)	L	0-6
10/9/21	#20 BYU (A)	L	0-6
11/2/22	#15 BYU (H)	L	0-6

BROWN

First Year Played	2009
Last Year Played	2009
Overall Record	1-0-0
Current Streak	W1
Home Record	0-0-0
Road Record	1-0-0
Neutral Record	0-0-0
Goals Scored	1
Goals Against	0

Date	Team (H/A/N)	Result	Score
9/13/09	Brown (A)	W	1-0

BUTLER

First Year Played	1996
Last Year Played	1996
Overall Record	1-0-0
Current Streak	W1
Home Record	0-0-0

ALL-TIME RESULTS AGAINST OPPONENTS

Road Record	0-0-0
Neutral Record	1-0-0
Goals Scored.....	4
Goals Against	3

Date	Team (H/A/N)	Result	Score
11/1/96	Butler (N)	W-ot	4-3

CALIFORNIA

First Year Played	1993
Last Year Played	2019
Overall Record	1-3-2
Current Streak	L2
Home Record.....	0-0-2
Road Record	1-3-0
Neutral Record	0-0-0
Goals Scored.....	4
Goals Against	13

Date	Team (H/A/N)	Result	Score
9/27/92	California (A)	L	0-4
10/23/94	California (H)	T-2ot	0-0
9/5/97	California (H)	T-2ot	2-2
9/6/98	California (A)	W	2-1
10/1/00	California (A)	L	0-3
9/6/19	California (A)	L	0-3

CAL LUTHERAN

First Year Played	1992
Last Year Played	1992
Overall Record	0-1-0
Current Streak	L1
Home Record.....	0-1-0
Road Record	0-0-0
Neutral Record	0-0-0
Goals Scored.....	0
Goals Against	2

Date	Team (H/A/N)	Result	Score
10/2/92	Cal Lutheran (H)	L-ot	0-2

CAL POLY

First Year Played	1992
Last Year Played	2022
Overall Record	6-6-1
Current Streak	L1
Home Record.....	5-1-1
Road Record	1-5-0
Neutral Record	0-0-0
Goals Scored.....	15
Goals Against	14

Date	Team (H/A/N)	Result	Score
9/19/92	Cal Poly (H)	W	1-0
10/16/94	Cal Poly (A)	L	1-2
9/4/95	Cal Poly (A)	L	1-2
9/17/96	Cal Poly (H)	L-ot	1-2

9/19/97	Cal Poly (A)	L	1-4
10/31/99	Cal Poly (H)	W	3-0
9/2/01	Cal Poly (A)	W	1-0
10/6/02	Cal Poly (H)	W	3-0
9/27/03	Cal Poly (A)	L	1-3
9/26/06	Cal Poly (H)	T-2ot	0-0
9/16/07	Cal Poly (H)	W-ot	1-0
9/8/19	Cal Poly (H)	W	1-0
9/22/22	Cal Poly (A)	L	0-1

CSU BAKERSFIELD

First Year Played	2007
Last Year Played	2022
Overall Record	3-1-1
Current Streak	W1
Home Record.....	2-0-1
Road Record	1-1-0
Neutral Record	0-0-0
Goals Scored.....	11
Goals Against	3

Date	Team (H/A/N)	Result	Score
10/5/07	CSU Bakersfield (H)	W	5-0
9/14/08	CSU Bakersfield (A)	W	3-0
8/23/09	CSU Bakersfield (A)	L	1-2
9/17/10	CSU Bakersfield (H)	T-2ot	0-0
8/25/22	CSU Bakersfield (H)	W	2-1

CAL STATE FULLERTON

First Year Played	1993
Last Year Played	2021
Overall Record	13-7-0
Current Streak	W2
Home Record.....	9-2-0
Road Record	4-5-0
Neutral Record	0-0-0
Goals Scored.....	45
Goals Against	28

Date	Team (H/A/N)	Result	Score
10/27/93	CS Fullerton (H)	W	8-0
10/19/95	CS Fullerton (A)	L	0-1
10/15/96	CS Fullerton (H)	L	1-3
10/15/97	CS Fullerton (A)	W	4-3
9/9/98	CS Fullerton (H)	W	5-2
9/6/00	CS Fullerton (A)	W	4-1
10/28/01	CS Fullerton (H)	W	5-0
9/29/02	CS Fullerton (H)	L	1-2
9/8/04	CS Fullerton (A)	L	0-1
9/8/06	CS Fullerton (H)	W-2ot	2-1
11/4/07	CS Fullerton (A)	W	1-0
9/6/09	CS Fullerton (H)	W	2-0
10/3/10	CS Fullerton (A)	W	2-1
9/22/11	CS Fullerton (A)	L	0-2
9/28/14	CS Fullerton (H)	W	2-1
9/27/15	CS Fullerton (A)	L	3-6
9/23/16	CS Fullerton (H)	W	1-0

9/22/17	CS Fullerton (A)	L	0-3
9/21/18	CS Fullerton (H)	W	3-1
8/19/21	CS Fullerton (H)	W	2-1

CAL STATE EAST BAY

First Year Played	1998
Last Year Played	1998
Overall Record	1-0-0
Current Streak	W1
Home Record.....	1-0-0
Road Record	0-0-0
Neutral Record	0-0-0
Goals Scored.....	8
Goals Against	0

Date	Team (H/A/N)	Result	Score
9/15/98	CS East Bay (H)	W	8-0

CSUN

First Year Played	1998
Last Year Played	2019
Overall Record	10-5-1
Current Streak	L1
Home Record.....	7-1-1
Road Record	3-4-0
Neutral Record	0-0-0
Goals Scored.....	26
Goals Against	12

Date	Team (H/A/N)	Result	Score
9/30/98	CSUN (H)	W	3-1
9/10/00	CSUN (H)	W	2-0
9/11/02	CSUN (H)	W	3-1
10/31/03	CSUN (A)	W	3-0
9/27/07	CSUN (H)	W	1-0
8/21/09	CSUN (H)	W	3-0
9/27/10	CSUN (A)	L	0-1
8/19/12	CSUN (H)	L	0-3
9/23/12	CSUN (A)	L	0-1
9/1/13	CSUN(H)	W	3-1
9/22/13	CSUN (A)	W	2-0
9/9/14	CSUN (A)	L	0-2
9/25/15	CSUN (H)	W	4-1
9/4/16	CSUN(H)	T-2ot	0-0
9/24/17	CSUN (A)	W	2-0
9/15/19	CSUN (A)	L	0-1

CENTRAL FLORIDA

First Year Played	2011
Last Year Played	2011
Overall Record	0-1-0
Current Streak	L1
Home Record.....	0-1-0
Road Record	0-0-0
Neutral Record	0-0-0
Goals Scored.....	0
Goals Against	1

ALL-TIME RESULTS AGAINST OPPONENTS

Date	Team (H/A/N)	Result	Score
9/14/11	Central Florida (H)	L	0-1

CLEMSON

First Year Played	2003
Last Year Played	2003
Overall Record	1-0-0
Current Streak	W1
Home Record	0-0-0
Road Record	0-0-0
Neutral Record	1-0-0
Goals Scored	2
Goals Against	1

Date	Team (H/A/N)	Result	Score
9/21/03	Clemson (N)	T-2ot	1-1

COLORADO

First Year Played	2004
Last Year Played	2022
Overall Record	1-1-0
Current Streak	L1
Home Record	0-0-0
Road Record	0-1-0
Neutral Record	1-0-0
Goals Scored	3
Goals Against	6

Date	Team (H/A/N)	Result	Score
9/2/04	Colorado (N)	W	2-1
8/21/22	Colorado (A)	L	1-5

COLORADO COLLEGE

First Year Played	1998
Last Year Played	1998
Overall Record	1-0-0
Current Streak	W1
Home Record	1-0-0
Road Record	0-0-0
Neutral Record	0-0-0
Goals Scored	2
Goals Against	1

Date	Team (H/A/N)	Result	Score
9/24/99	Colorado Coll. (H)	W-ot	2-1

DARTMOUTH

First Year Played	2010
Last Year Played	2010
Overall Record	0-0-1
Current Streak	T1
Home Record	0-0-1
Road Record	0-0-0
Neutral Record	0-0-0
Goals Scored	1
Goals Against	1

Date	Team (H/A/N)	Result	Score
9/10/10	Dartmouth (H)	T-2ot	1-1

DAYTON

First Year Played	2006
Last Year Played	2007
Overall Record	2-0-0
Current Streak	W2
Home Record	0-0-0
Road Record	2-0-0
Neutral Record	0-0-0
Goals Scored	3
Goals Against	1

Date	Team (H/A/N)	Result	Score
9/3/06	Dayton (A)	W	2-1
9/7/07	Dayton (A)	W	1-0

DENVER

First Year Played	2000
Last Year Played	2022
Overall Record	3-2-1
Current Streak	L1
Home Record	2-0-1
Road Record	1-2-0
Neutral Record	0-0-0
Goals Scored	9
Goals Against	8

Date	Team (H/A/N)	Result	Score
9/2/00	Denver (A)	W	3-1
9/8/02	Denver (H)	T-2ot	1-1
9/4/04	Denver (A)	L	0-3
9/3/17	Denver (H)	W	3-1
9/25/21	Denver (H)	W	2-1
8/18/22	Denver (A)	L	0-1

DEPAUL

First Year Played	2016
Last Year Played	2016
Overall Record	1-0-0
Current Streak	W1
Home Record	1-0-0
Road Record	0-0-0
Neutral Record	0-0-0
Goals Scored	3
Goals Against	2

Date	Team (H/A/N)	Result	Score
9/8/16	DePaul (H)	W-2ot	3-2

DUKE

First Year Played	2005
Last Year Played	2012
Overall Record	0-2-1
Current Streak	L1

Home Record	0-0-1
Road Record	0-1-0
Neutral Record	0-1-0
Goals Scored	1
Goals Against	9

Date	Team (H/A/N)	Result	Score
9/18/05	Duke (A)	L	0-5
9/2/07	Duke (H)	T-2ot	0-0
9/7/12	Duke (N)	L	1-4

FRESNO STATE

First Year Played	1997
Last Year Played	2002
Overall Record	3-1-0
Current Streak	W3
Home Record	2-1-0
Road Record	1-0-0
Neutral Record	0-0-0
Goals Scored	10
Goals Against	7

Date	Team (H/A/N)	Result	Score
9/14/97	Fresno State (H)	L	1-2
10/2/98	Fresno State (H)	W	4-3
10/29/99	Fresno State (A)	W	1-0
9/13/02	Fresno State (H)	W	4-2

GEORGETOWN

First Year Played	2014
Last Year Played	2015
Overall Record	0-2-0
Current Streak	L2
Home Record	0-1-0
Road Record	0-1-0
Neutral Record	0-0-0
Goals Scored	2
Goals Against	5

Date	Team (H/A/N)	Result	Score
8/22/14	#13 Georgetown (H)	L	1-3
8/29/15	Georgetown (A)	L-ot	1-2

GEORGIA

First Year Played	2018
Last Year Played	2018
Overall Record	0-1-0
Current Streak	L1
Home Record	0-0-0
Road Record	0-0-0
Neutral Record	0-1-0
Goals Scored	0
Goals Against	1

Date	Team (H/A/N)	Result	Score
8/19/18	Georgia (N)	L	0-1

ALL-TIME RESULTS AGAINST OPPONENTS

GONZAGA

First Year Played	1993
Last Year Played	2022
Overall Record	19-11-0
Current Streak	L5
Home Record	9-7-0
Road Record	10-4-0
Neutral Record	0-0-0
Goals Scored	65
Goals Against	30

Date	Team (H/A/N)	Result	Score
10/7/93	Gonzaga (H)	W	6-0
9/24/94	Gonzaga (A)	W	3-0
11/3/95	Gonzaga (A)	W	3-0
11/10/96	Gonzaga (H)	W	5-0
10/24/97	Gonzaga (A)	W	2-1
11/6/98	Gonzaga (H)	W	10-1
10/22/99	Gonzaga (A)	W	2-1
10/15/00	Gonzaga (H)	W	1-0
10/19/01	Gonzaga (A)	W	4-0
11/3/02	Gonzaga (H)	W	4-0
11/2/03	Gonzaga (H)	L	0-1
10/24/04	Gonzaga (H)	W-ot	1-0
10/21/05	Gonzaga (A)	L	0-1
10/19/06	Gonzaga (H)	L-ot	0-1
10/28/07	Gonzaga (A)	W-2ot	1-0
10/31/08	Gonzaga (A)	W	3-2
10/30/09	Gonzaga (H)	W	5-1
10/24/10	Gonzaga (H)	L	0-1
10/27/11	Gonzaga (A)	W	3-0
11/2/12	Gonzaga (H)	W	3-0
10/26/13	Gonzaga (A)	W	3-1
10/9/14	Gonzaga (H)	L	0-2
10/3/15	Gonzaga (A)	L	1-2
10/15/16	Gonzaga (H)	W	1-0
10/28/17	Gonzaga (A)	W	2-0
9/30/18	Gonzaga (H)	L-2ot	2-3
10/5/19	Gonzaga (A)	L	0-6
3/6/21	Gonzaga (H)	L	0-3
10/23/21	Gonzaga (A)	L	0-1
10/8/22	Gonzaga (H)	L	0-2

HARTFORD

First Year Played	1995
Last Year Played	1995
Overall Record	1-0-0
Current Streak	W1
Home Record	0-0-0
Road Record	0-0-0
Neutral Record	1-0-0
Goals Scored	2
Goals Against	0

Date	Team (H/A/N)	Result	Score
10/13/95	Hartford (N)	W	2-0

HAWAI'I

First Year Played	1998
Last Year Played	2006
Overall Record	1-1-0
Current Streak	W1
Home Record	1-0-0
Road Record	0-1-0
Neutral Record	0-0-0
Goals Scored	4
Goals Against	4

Date	Team (H/A/N)	Result	Score
9/20/98	Hawai'i (A)	L	0-2
10/1/06	Hawai'i (H)	W	4-2

HOLY CROSS

First Year Played	2019
Last Year Played	2019
Overall Record	1-0-0
Current Streak	W1
Home Record	1-0-0
Road Record	0-0-0
Neutral Record	0-0-0
Goals Scored	4
Goals Against	0

Date	Team (H/A/N)	Result	Score
8/25/19	Holy Cross (H)	W	4-0

IDAHO

First Year Played	2006
Last Year Played	2006
Overall Record	1-0-0
Current Streak	W1
Home Record	1-0-0
Road Record	0-0-0
Neutral Record	0-0-0
Goals Scored	3
Goals Against	0

Date	Team (H/A/N)	Result	Score
9/10/06	Idaho (H)	W	3-0

IDAHO STATE

First Year Played	2008
Last Year Played	2008
Overall Record	1-0-0
Current Streak	W1
Home Record	1-0-0
Road Record	0-0-0
Neutral Record	0-0-0
Goals Scored	6
Goals Against	0

Date	Team (H/A/N)	Result	Score
9/28/08	Idaho State (H)	W	6-0

INDIANA

First Year Played	1997
Last Year Played	1997
Overall Record	0-1-0
Current Streak	L1
Home Record	0-1-0
Road Record	0-0-0
Neutral Record	0-0-0
Goals Scored	0
Goals Against	1

Date	Team (H/A/N)	Result	Score
9/7/97	Indiana (H)	L	0-1

IOWA

First Year Played	2008
Last Year Played	2008
Overall Record	1-0-0
Current Streak	W1
Home Record	0-0-0
Road Record	0-0-0
Neutral Record	1-0-0
Goals Scored	1
Goals Against	0

Date	Team (H/A/N)	Result	Score
9/7/08	Idaho State (N)	W	1-0

KANSAS

First Year Played	2003
Last Year Played	2013
Overall Record	1-4-0
Current Streak	W1
Home Record	0-3-0
Road Record	1-1-0
Neutral Record	0-0-0
Goals Scored	3
Goals Against	8

Date	Team (H/A/N)	Result	Score
9/19/03	Kansas (H)	L	0-1
9/9/05	Kansas (H)	L	0-1
9/18/09	Kansas (A)	L	0-5
8/28/11	Kansas (H)	L	1-2
9/13/13	Kansas (H)	W	2-0

LA SALLE

First Year Played	2008
Last Year Played	2008
Overall Record	1-0-0
Current Streak	W1
Home Record	1-0-0
Road Record	0-0-0
Neutral Record	0-0-0
Goals Scored	3
Goals Against	2

ALL-TIME RESULTS AGAINST OPPONENTS

Date	Team (H/A/N)	Result	Score
9/19/03	La Salle (H)	W	3-2

LIU

First Year Played	2019
Last Year Played	2019
Overall Record	1-0-0
Current Streak	W1
Home Record	1-0-0
Road Record	0-0-0
Neutral Record	0-0-0
Goals Scored	3
Goals Against	0

Date	Team (H/A/N)	Result	Score
8/23/19	LIU (H)	W	3-0

LONG BEACH STATE

First Year Played	1998
Last Year Played	2022
Overall Record	12-5-4
Current Streak	T1
Home Record	6-1-1
Road Record	5-3-3
Neutral Record	1-1-0
Goals Scored	35
Goals Against	15

Date	Team (H/A/N)	Result	Score
9/23/98	Long Beach State (H)	W	2-1
8/27/99	Long Beach State (A)	W	7-0
9/22/00	Long Beach State (H)	W	3-0
10/10/01	Long Beach State (A)	W-ot	2-1
9/15/02	Long Beach State (H)	W	3-0
8/29/03	Long Beach State (A)	W	1-0
9/17/04	Long Beach State (H)	W	6-0
10/8/08	Long Beach State (A)	W	1-0
11/14/08	Long Beach State (H)	W	1-0
10/7/09	Long Beach State (A)	T-2ot	0-0
9/16/11	Long Beach State (H)	L	0-1
11/20/11	Long Beach State (H)	L	0-1
9/21/12	Long Beach State (A)	L	0-1
9/30/13	Long Beach State (H)	W	1-0
9/5/14	Long Beach State (A)	T-2ot	0-0
9/4/15	#23 Long Beach St (H)	T-2ot	0-0
9/16/16	Long Beach State (A)	W	3-2
9/8/17	Long Beach State (A)	L	0-3
9/2/19	Long Beach State (A)	L-2ot	1-2
9/2/21	Long Beach State (H)	W	2-1
9/4/22	Long Beach State (A)	T	2-2

LOUISIANA STATE (LSU)

First Year Played	1999
Last Year Played	2022
Overall Record	1-1-0
Current Streak	L1

Home Record	0-1-0
Road Record	0-0-0
Neutral Record	1-0-0
Goals Scored	8
Goals Against	4

Date	Team (H/A/N)	Result	Score
9/5/99	LSU (N)	W	7-0
8/28/22	LSU (H)	L	1-4

LOYOLA MARYMOUNT (LMU)

First Year Played	1993
Last Year Played	2022
Overall Record	25-4-1
Current Streak	L1
Home Record	13-1-0
Road Record	12-3-1
Neutral Record	0-0-0
Goals Scored	62
Goals Against	20

Date	Team (H/A/N)	Result	Score
9/18/93	LMU (H)	W-ot	5-1
10/2/94	LMU (A)	W-ot	4-0
9/29/95	LMU (H)	W	7-0
10/13/96	LMU (A)	W	2-0
10/17/97	LMU (H)	W	3-1
10/18/98	LMU (A)	T-2ot	0-0
10/15/99	LMU (A)	W-ot	1-0
10/13/00	LMU (A)	L-ot	2-3
10/14/01	LMU (H)	W	1-0
10/25/02	LMU (A)	W	2-1
10/19/03	LMU (H)	W	2-0
11/5/04	LMU (A)	W-2ot	1-0
11/5/05	LMU (H)	W	2-0
10/15/06	LMU (A)	W	2-1
10/19/07	LMU (H)	W	3-1
10/26/08	LMU (A)	W	1-0
10/23/09	LMU (H)	W	3-0
11/5/10	LMU (A)	W-2ot	2-1
10/23/11	LMU (H)	W	2-1
10/7/12	LMU (A)	W	1-0
10/17/13	LMU (H)	W	2-1
10/8/14	LMU (A)	W	2-0
10/29/15	LMU (H)	L	0-1
10/8/16	LMU (A)	L	0-1
10/19/17	LMU (H)	W	3-2
10/13/18	LMU (A)	W-2ot	2-1
10/18/19	LMU (H)	W	3-2
2/27/21	LMU (A)	W	2-0
10/15/21	LMU (H)	W	2-0
10/15/22	LMU (A)	L	0-2

MARQUETTE

First Year Played	2011
Last Year Played	2011
Overall Record	1-0-0

Current Streak	W1
Home Record	1-0-0
Road Record	0-0-0
Neutral Record	0-0-0
Goals Scored	1
Goals Against	0

Date	Team (H/A/N)	Result	Score
9/3/10	Marquette (H)	W	1-0

MARYLAND

First Year Played	1996
Last Year Played	1996
Overall Record	0-1-0
Current Streak	L1
Home Record	0-0-0
Road Record	0-0-0
Neutral Record	0-1-0
Goals Scored	0
Goals Against	1

Date	Team (H/A/N)	Result	Score
11/24/96	Maryland (N)	L	0-1

MIAMI

First Year Played	2008
Last Year Played	2008
Overall Record	0-0-1
Current Streak	T1
Home Record	0-0-0
Road Record	0-0-0
Neutral Record	0-0-1
Goals Scored	0
Goals Against	0

Date	Team (H/A/N)	Result	Score
9/21/08	Miami (N)	T-2ot	0-0

MICHIGAN

First Year Played	2010
Last Year Played	2015
Overall Record	2-1-0
Current Streak	L1
Home Record	2-0-0
Road Record	0-1-0
Neutral Record	0-0-0
Goals Scored	8
Goals Against	2

Date	Team (H/A/N)	Result	Score
8/29/10	Michigan (H)	W	2-0
8/24/14	#10 Michigan (H)	W	5-0
8/27/15	Michigan (A)	L	1-2

MICHIGAN STATE

First Year Played	1996
Last Year Played	1996

ALL-TIME RESULTS AGAINST OPPONENTS

Overall Record	1-0-0
Current Streak	W1
Home Record	0-0-0
Road Record	0-0-0
Neutral Record	1-0-0
Goals Scored	4
Goals Against	0

Date	Team (H/A/N)	Result	Score
11/3/96	Michigan State (N)	W	4-0

MINNESOTA

First Year Played	1994
Last Year Played	2013
Overall Record	3-1-0
Current Streak	W2
Home Record	2-0-0
Road Record	0-1-0
Neutral Record	1-0-0
Goals Scored	8
Goals Against	6

Date	Team (H/A/N)	Result	Score
10/28/94	Minnesota (H)	W	2-1
9/5/10	Minnesota (A)	L	1-2
8/26/12	Minnesota (H)	W-2ot	3-2
9/8/13	Minnesota (N)	W-ot	2-1

MISSOURI

First Year Played	1999
Last Year Played	2012
Overall Record	2-0-0
Current Streak	W2
Home Record	1-0-0
Road Record	0-0-0
Neutral Record	1-0-0
Goals Scored	4
Goals Against	2

Date	Team (H/A/N)	Result	Score
9/19/99	Missouri (N)	W-ot	2-1
8/19/11	Missouri (H)	W	2-1

MISSOURI STATE

First Year Played	2009
Last Year Played	2009
Overall Record	1-0-0
Current Streak	W1
Home Record	1-0-0
Road Record	0-0-0
Neutral Record	0-0-0
Goals Scored	1
Goals Against	0

Date	Team (H/A/N)	Result	Score
9/20/09	Missouri State (H)	W	1-0

MONTANA

First Year Played	1997
Last Year Played	1997
Overall Record	0-1-0
Current Streak	L1
Home Record	0-1-0
Road Record	0-0-0
Neutral Record	0-0-0
Goals Scored	0
Goals Against	1

Date	Team (H/A/N)	Result	Score
11/4/97	Montana (H)	L	0-1

NEBRASKA

First Year Played	1997
Last Year Played	2013
Overall Record	0-2-0
Current Streak	L2
Home Record	0-0-0
Road Record	0-1-0
Neutral Record	0-1-0
Goals Scored	1
Goals Against	7

Date	Team (H/A/N)	Result	Score
9/15/13	Nebraska (N)	L	1-2
10/10/97	Nebraska (A)	L	0-5

NEW MEXICO

First Year Played	1994
Last Year Played	2008
Overall Record	1-0-1
Current Streak	T1
Home Record	1-0-0
Road Record	0-0-0
Neutral Record	0-0-1
Goals Scored	5
Goals Against	0

Date	Team (H/A/N)	Result	Score
9/10/94	New Mexico (H)	W	5-0
9/19/08	New Mexico (N)	T-2ot	0-0

NORTH CAROLINA

First Year Played	1999
Last Year Played	2012
Overall Record	0-3-0
Current Streak	L3
Home Record	0-2-0
Road Record	0-0-0
Neutral Record	0-1-0
Goals Scored	1
Goals Against	10

Date	Team (H/A/N)	Result	Score
10/3/99	North Carolina (H)	L	1-2

9/16/05	North Carolina (H)	L	0-3
9/9/12	North Carolina (N)	L	0-5

NORTH CAROLINA STATE

First Year Played	2015
Last Year Played	2016
Overall Record	2-0-0
Current Streak	W2
Home Record	1-0-0
Road Record	0-0-0
Neutral Record	1-0-0
Goals Scored	3
Goals Against	1

Date	Team (H/A/N)	Result	Score
8/21/15	North Carolina St. (H)	W	2-1
8/21/16	North Carolina St. (N)	W-2ot	1-0

NORTHERN ARIZONA

First Year Played	2003
Last Year Played	2022
Overall Record	2-0-1
Current Streak	T1
Home Record	1-0-1
Road Record	1-0-0
Neutral Record	0-0-0
Goals Scored	7
Goals Against	1

Date	Team (H/A/N)	Result	Score
9/12/03	Northern Arizona (A)	W	3-0
8/26/05	Northern Arizona (H)	W	3-0
9/25/22	Northern Arizona (H)	T	1-1

NORTHWESTERN

First Year Played	2008
Last Year Played	2008
Overall Record	1-0-0
Current Streak	W1
Home Record	0-0-0
Road Record	0-0-0
Neutral Record	1-0-0
Goals Scored	3
Goals Against	2

Date	Team (H/A/N)	Result	Score
9/5/08	Northwestern (N)	W	3-2

OHIO STATE

First Year Played	2006
Last Year Played	2007
Overall Record	0-2-0
Current Streak	L2
Home Record	0-0-0
Road Record	0-2-0
Neutral Record	0-0-0
Goals Scored	1

ALL-TIME RESULTS AGAINST OPPONENTS

Goals Against 6

Date	Team (H/A/N)	Result	Score
9/1/06	Ohio State (A)	L	1-4
9/7/07	Ohio State (A)	L	0-2

OKLAHOMA

First Year Played 1999
 Last Year Played 2014
 Overall Record 2-1-0
 Current Streak W2
 Home Record..... 1-0-0
 Road Record..... 0-0-0
 Neutral Record 0-1-0
 Goals Scored..... 5
 Goals Against 1

Date	Team (H/A/N)	Result	Score
9/12/99	Oklahoma (H)	W	3-0
9/21/14	Oklahoma (H)	W	2-0

OKLAHOMA STATE

First Year Played 2007
 Last Year Played 2011
 Overall Record 0-2-0
 Current Streak L2
 Home Record..... 0-0-0
 Road Record..... 0-0-0
 Neutral Record 0-2-0
 Goals Scored..... 2
 Goals Against 4

Date	Team (H/A/N)	Result	Score
11/16/07	Oklahoma State (N)	L	1-2
9/11/11	Oklahoma State (N)	L	1-2

OREGON

First Year Played 1998
 Last Year Played 2001
 Overall Record 2-1-0
 Current Streak L1
 Home Record..... 1-0-0
 Road Record..... 0-1-0
 Neutral Record 1-0-0
 Goals Scored..... 8
 Goals Against 4

Date	Team (H/A/N)	Result	Score
9/19/98	Oregon (N)	W	2-0
8/29/00	Oregon (H)	W	6-1
9/28/01	Oregon (A)	L	0-3

OREGON STATE

First Year Played 2003
 Last Year Played 2016
 Overall Record 1-2-2
 Current Streak L1

Home Record..... 0-0-1
 Road Record..... 0-2-0
 Neutral Record 1-0-1
 Goals Scored..... 6
 Goals Against 3

Date	Team (H/A/N)	Result	Score
9/1/96	Oregon State (N)	W	4-0
9/30/01	Oregon State (A)	L-ot	1-2
8/31/03	Oregon State (N)	T-2ot	0-0
9/20/15	Oregon State (H)	T-2ot	0-0
9/18/16	Oregon State (A)	L-ot	1-2

PACIFIC

First Year Played 1993
 Last Year Played 2022
 Overall Record 12-2-2
 Current Streak L1
 Home Record..... 7-1-1
 Road Record..... 4-1-1
 Neutral Record 1-0-0
 Goals Scored..... 34
 Goals Against 10

Date	Team (H/A/N)	Result	Score
10/24/93	Pacific (H)	W	6-0
10/21/94	Pacific (H)	W	4-1
10/15/95	Pacific (N)	W	4-2
9/25/05	Pacific (H)	L	0-1
9/30/07	Pacific (A)	W	2-0
8/26/11	Pacific (H)	W	4-0
11/9/13	Pacific (H)	W	2-1
10/30/14	Pacific (A)	W	1-0
11/6/15	Pacific (H)	W	2-0
10/27/16	Pacific (A)	W-2ot	2-1
10/7/17	Pacific (H)	W	3-1
10/20/18	Pacific (A)	W	3-0
11/6/19	Pacific (H)	W	1-0
4/13/21	Pacific (A)	T-2ot	0-0
10/29/21	Pacific (H)	T-2ot	0-0
11/5/22	Pacific (A)	L	0-3

PEPPERDINE

First Year Played 1993
 Last Year Played 2022
 Overall Record 10-19-2
 Current Streak L8
 Home Record..... 7-8-1
 Road Record..... 3-11-1
 Neutral Record 0-0-0
 Goals Scored..... 34
 Goals Against 63

Date	Team (H/A/N)	Result	Score
10/15/93	Pepperdine (H)	L	2-4
11/1/94	Pepperdine (A)	L	0-3
10/5/95	Pepperdine (H)	W	2-0

11/8/96	Pepperdine (A)	L	1-2
10/3/97	Pepperdine (H)	W	3-2
11/8/98	Pepperdine (A)	W	4-2
10/8/99	Pepperdine (H)	W	2-1
10/6/00	Pepperdine (A)	W	1-0
10/26/01	Pepperdine (H)	W	3-2
10/27/02	Pepperdine (A)	L	1-3
10/17/03	Pepperdine (H)	L	1-2
10/29/04	Pepperdine (A)	T-2ot	0-0
10/28/05	Pepperdine (H)	L	0-2
10/13/06	Pepperdine (A)	L-2ot	1-2
10/21/07	Pepperdine (H)	T-2ot	1-1
10/24/08	Pepperdine (A)	W	1-0
10/25/09	Pepperdine (H)	W	2-0
10/29/10	Pepperdine (H)	W	2-1
10/6/11	Pepperdine (A)	L	0-1
8/17/12	Pepperdine (A)	L	2-4
10/21/12	Pepperdine (A)	L	0-2
10/21/13	Pepperdine (H)	L	1-2
10/18/14	#7 Pepperdine (A)	W	2-1
10/31/15	Pepperdine (H)	W-ot	1-0
10/6/16	Pepperdine (A)	L	0-2
10/21/17	#13 Pepperdine (H)	L	0-3
11/3/18	Pepperdine (A)	L	0-2
11/1/19	Pepperdine (H)	L	0-1
2/12/21	Pepperdine (H)	L	1-4
4/3/21	Pepperdine (A)	L	0-7
10/6/21	#6 Pepperdine (H)	L	0-4
10/1/22	#17 Pepperdine (A)	L	0-3

PORTLAND

First Year Played 1992
 Last Year Played 2022
 Overall Record 8-21-2
 Current Streak L3
 Home Record..... 3-12-1
 Road Record..... 5-9-1
 Neutral Record 0-0-0
 Goals Scored..... 24
 Goals Against 65

Date	Team (H/A/N)	Result	Score
10/24/92	Portland (H)	L	0-4
10/30/93	Portland (A)	L	2-3
11/4/94	Portland (H)	L	0-3
11/5/95	Portland (A)	L	0-2
10/23/96	Portland (H)	L	1-3
10/26/97	Portland (A)	L	0-7
10/23/98	Portland (H)	L	1-2
10/24/99	Portland (A)	W	1-0
10/20/00	Portland (H)	W	1-0
10/21/01	Portland (A)	L	0-2
11/7/02	Portland (H)	T-2ot	0-0
11/8/03	Portland (A)	T-2ot	2-2
10/22/04	Portland (H)	L	0-1
10/23/05	Portland (A)	L	0-3
10/22/06	Portland (H)	L-ot	1-2

ALL-TIME RESULTS AGAINST OPPONENTS

10/25/07	Portland (A)	L	0-4
11/8/08	Portland (H)	L	1-4
11/6/09	Portland (A)	L	0-2
10/22/10	Portland (H)	L	0-1
10/24/11	Portland (A)	W	2-1
10/19/12	Portland (H)	L-ot	1-2
10/24/13	Portland (A)	L	0-2
1/12/14	Portland (H)	W	3-0
10/1/15	Portland (A)	W	1-0
11/4/16	Portland (H)	W	3-2
10/26/17	Portland (A)	W	1-0
9/27/18	Portland (H)	L	1-4
11/9/19	Portland (A)	W	1-0
3/27/21	Portland (H)	L	0-3
10/20/21	Portland (A)	L	1-4
10/5/22	#15 Portland (H)	L	0-2

PORTLAND STATE

First Year Played	1996
Last Year Played	2005
Overall Record	2-1-0
Current Streak	L1
Home Record	1-1-0
Road Record	1-0-0
Neutral Record	0-0-0
Goals Scored	9
Goals Against	2

Date	Team (H/A/N)	Result	Score
8/31/96	Portland State (A)	W	2-0
9/9/97	Portland State (H)	W	7-0
10/24/05	Portland State (A)	L	0-2

RUTGERS

First Year Played	2009
Last Year Played	2009
Overall Record	1-0-0
Current Streak	W1
Home Record	0-0-0
Road Record	1-0-0
Neutral Record	0-0-0
Goals Scored	2
Goals Against	1

Date	Team (H/A/N)	Result	Score
9/11/09	Rutgers (A)	W	2-1

SAINT MARY'S

First Year Played	1992
Last Year Played	2022
Overall Record	18-12-1
Current Streak	T1
Home Record	11-5-0
Road Record	7-7-1
Neutral Record	0-0-0
Goals Scored	55
Goals Against	42

Date	Team (H/A/N)	Result	Score
10/30/92	Saint Mary's (H)	L	1-3
9/10/93	Saint Mary's (H)	L	0-2
9/30/94	Saint Mary's (H)	W	3-2
9/15/95	Saint Mary's (A)	L	0-1
10/6/96	Saint Mary's (H)	W	4-0
11/7/97	Saint Mary's (A)	W	3-0
10/25/98	Saint Mary's (H)	W	2-0
11/7/99	Saint Mary's (A)	L	0-2
10/29/00	Saint Mary's (H)	W	2-0
11/2/01	Saint Mary's (A)	L	0-3
10/20/02	Saint Mary's (H)	L	1-4
10/13/03	Saint Mary's (A)	L	1-2
10/17/04	Saint Mary's (A)	W-ot	3-2
10/16/05	Saint Mary's (H)	W	2-0
10/29/06	Saint Mary's (H)	W	4-0
11/2/07	Saint Mary's (A)	W	3-1
10/19/08	Saint Mary's (H)	W	2-0
10/16/09	Saint Mary's (A)	L	1-2
10/17/10	Saint Mary's (A)	W	2-1
10/21/11	Saint Mary's (H)	W-ot	2-1
10/12/12	Saint Mary's (A)	W	1-0
11/7/13	Saint Mary's (H)	W	2-1
11/1/14	Saint Mary's (A)	W	3-2
10/16/15	Saint Mary's (H)	L	1-2
10/29/16	Saint Mary's (A)	L	1-3
10/5/17	Saint Mary's (H)	W	2-1
10/18/18	Saint Mary's (A)	W	1-0
10/9/19	Saint Mary's (H)	W	5-0
3/13/21	Saint Mary's (A)	L	1-2
11/3/21	Saint Mary's (H)	L	0-3
10/22/22	Saint Mary's (A)	T	2-2

SAM HOUSTON STATE

First Year Played	2018
Last Year Played	2018
Overall Record	1-0-0
Current Streak	W1
Home Record	0-0-0
Road Record	1-0-0
Neutral Record	0-0-0
Goals Scored	2
Goals Against	0

Date	Team (H/A/N)	Result	Score
8/24/18	Sam Houston State (A)	W	2-0

SAN DIEGO STATE

First Year Played	1992
Last Year Played	2022
Overall Record	8-11-2
Current Streak	T1
Home Record	6-4-0
Road Record	1-6-2
Neutral Record	1-1-0
Goals Scored	29

Goals Against 36

Date	Team (H/A/N)	Result	Score
9/15/92	San Diego State (H)	W	2-1
9/29/93	San Diego State (A)	L	1-2
9/17/94	San Diego State (H)	L	0-2
10/21/95	San Diego State (A)	T-ot	1-1
9/15/96	San Diego State (H)	L	0-1
10/5/97	San Diego State (A)	L	1-5
10/6/98	San Diego State (H)	L	2-4
11/17/99	San Diego State (N)	W	2-1
9/11/04	San Diego State (H)	W	4-1
9/28/05	San Diego State (A)	L	0-2
10/25/06	San Diego State (H)	W	2-0
11/13/09	San Diego State (N)	L	0-1
9/20/13	San Diego State (A)	L	0-3
9/19/14	#19 San Diego State (H)W		2-0
9/17/15	San Diego State (A)	L	3-4
9/2/16	San Diego State (H)	W	2-0
9/1/17	San Diego State (A)	L	1-3
9/7/18	San Diego State (H)	W	5-2
9/13/19	San Diego State (A)	W	1-0
9/10/21	San Diego State (H)	L	0-3
9/1/22	San Diego State (A)	T	0-0

SAN FRANCISCO

First Year Played	1992
Last Year Played	2022
Overall Record	21-8-1
Current Streak	T1
Home Record	10-2-1
Road Record	11-6-0
Neutral Record	0-0-0
Goals Scored	63
Goals Against	29

Date	Team (H/A/N)	Result	Score
10/10/92	San Francisco (A)	L	1-3
10/17/93	San Francisco (H)	W	3-1
10/7/94	San Francisco (A)	L	0-2
10/29/95	San Francisco (H)	W-ot	2-1
10/20/96	San Francisco (A)	W-ot	4-1
9/28/97	San Francisco (H)	L	0-2
10/10/98	San Francisco (A)	W	1-0
9/26/99	San Francisco (H)	W	6-0
9/29/00	San Francisco (A)	W	5-0
10/5/01	San Francisco (H)	W	6-1
10/18/02	San Francisco (H)	W	2-0
10/26/03	San Francisco (A)	W	2-0
10/15/04	San Francisco (A)	W	2-1
10/14/05	San Francisco (H)	L-2ot	1-2
11/4/06	San Francisco (A)	W	2-0
11/10/07	San Francisco (H)	W	3-0
10/17/08	San Francisco (H)	W	1-0
10/18/09	San Francisco (A)	W	3-2
10/15/10	San Francisco (A)	W	4-1
10/9/11	San Francisco (H)	W	3-0

ALL-TIME RESULTS AGAINST OPPONENTS

9/29/12	San Francisco (A)	W	2-0
10/12/13	San Francisco (A)	W	1-0
10/23/14	San Francisco (H)	W	2-1
10/24/15	San Francisco (A)	L-2ot	2-3
9/29/16	San Francisco (H)	W	3-1
11/4/17	San Francisco (A)	L	0-2
10/28/18	San Francisco (H)	W	1-0
10/23/19	San Francisco (A)	L	1-2
11/6/21	San Francisco (H)	L	0-3
10/29/22	San Francisco (H)	T	0-0

SAN FRANCISCO STATE

First Year Played	1992
Last Year Played	1992
Overall Record	1-0-0
Current Streak	W1
Home Record	0-0-0
Road Record	1-0-0
Neutral Record	0-0-0
Goals Scored	1
Goals Against	0

Date	Team (H/A/N)	Result	Score
10/12/92	San Francisco St. (A)	W	1-0

SAN JOSE STATE

First Year Played	2013
Last Year Played	2013
Overall Record	1-0-0
Current Streak	W1
Home Record	1-0-0
Road Record	0-0-0
Neutral Record	0-0-0
Goals Scored	5
Goals Against	1

Date	Team (H/A/N)	Result	Score
10/12/13	San Jose State (H)	W	5-1

SANTA CLARA

First Year Played	1992
Last Year Played	2022
Overall Record	8-22-0
Current Streak	L5
Home Record	4-9-0
Road Record	4-13-0
Neutral Record	0-0-0
Goals Scored	27
Goals Against	69

Date	Team (H/A/N)	Result	Score
9/6/92	Santa Clara (H)	L	1-2
9/12/93	Santa Clara (A)	L	1-6
9/8/94	Santa Clara (H)	L	0-2
9/17/95	Santa Clara (A)	W	3-1
9/29/96	Santa Clara (H)	W	3-1
11/9/97	Santa Clara (A)	L	2-5

11/1/98	Santa Clara (H)	L	0-4
11/5/99	Santa Clara (A)	L	1-5
11/5/00	Santa Clara (H)	L	0-4
11/4/01	Santa Clara (A)	L	0-2
10/11/02	Santa Clara (A)	L	0-3
10/19/03	Santa Clara (H)	L	0-3
10/10/04	Santa Clara (A)	W	2-1
10/9/05	Santa Clara (H)	L	0-2
10/8/06	Santa Clara (A)	L	0-2
10/14/07	Santa Clara (H)	W	1-0
10/12/08	Santa Clara (A)	W	2-1
10/11/09	Santa Clara (A)	W	1-0
10/10/10	Santa Clara (A)	L	0-1
11/4/11	Santa Clara (H)	W	3-0
10/28/12	Santa Clara (A)	L	2-3
10/10/13	Santa Clara (A)	L	0-1
10/26/14	Santa Clara (H)	L	1-3
10/22/15	#20 Santa Clara (A)	L	1-2
10/1/16	Santa Clara (H)	W	1-0
11/2/17	Santa Clara (A)	L	0-3
10/25/18	#6 Santa Clara (H)	L-ot	1-2
10/12/19	#24 Santa Clara (A)	L	0-6
10/2/21	Santa Clara (A)	L	0-2
10/19/22	Santa Clara (H)	L	1-2

SEATTLE

First Year Played	2009
Last Year Played	2009
Overall Record	1-0-0
Current Streak	W1
Home Record	1-0-0
Road Record	0-0-0
Neutral Record	0-0-0
Goals Scored	2
Goals Against	1

Date	Team (H/A/N)	Result	Score
11/1/09	Seattle (H)	W	2-1

STANFORD

First Year Played	1994
Last Year Played	2022
Overall Record	1-4-0
Current Streak	L2
Home Record	0-1-0
Road Record	1-3-0
Neutral Record	0-0-1
Goals Scored	2
Goals Against	11

Date	Team (H/A/N)	Result	Score
10/9/94	Stanford (A)	L	0-2
9/8/95	Stanford (H)	L	0-1
10/18/96	Stanford (A)	W	1-0
9/5/98	Stanford (N)	L	1-3
9/15/22	#9 Stanford (A)	L	0-5

TEXAS

First Year Played	1996
Last Year Played	2011
Overall Record	2-0-0
Current Streak	W2
Home Record	1-0-0
Road Record	0-0-0
Neutral Record	1-0-0
Goals Scored	5
Goals Against	1

Date	Team (H/A/N)	Result	Score
10/28/96	Texas (H)	W	3-0
9/9/11	Texas (N)	W	2-1

TEXAS A&M

First Year Played	1996
Last Year Played	2018
Overall Record	2-3-0
Current Streak	L3
Home Record	1-1-0
Road Record	1-2-0
Neutral Record	0-0-0
Goals Scored	7
Goals Against	11

Date	Team (H/A/N)	Result	Score
11/17/96	Texas A&M (A)	W	5-3
8/24/12	Texas A&M (H)	W	1-0
9/6/13	Texas A&M (H)	L	1-6
8/20/17	Texas A&M (H)	L	0-2
8/26/18	#9 Texas A&M (A)	L	0-3

TCU

First Year Played	1999
Last Year Played	1999
Overall Record	1-0-0
Current Streak	W1
Home Record	1-0-0
Road Record	0-0-0
Neutral Record	0-0-0
Goals Scored	3
Goals Against	0

Date	Team (H/A/N)	Result	Score
10/1/99	TCU (H)	W	3-0

TEXAS TECH

First Year Played	2017
Last Year Played	2017
Overall Record	0-1-0
Current Streak	L1
Home Record	0-1-0
Road Record	0-0-0
Neutral Record	0-0-0
Goals Scored	0
Goals Against	1

ALL-TIME RESULTS AGAINST OPPONENTS

Date	Team (H/A/N)	Result	Score
8/27/17	Texas Tech (H)	L	0-1

TULSA

First Year Played	1999
Last Year Played	1999
Overall Record	1-0-0
Current Streak	W1
Home Record	0-0-0
Road Record	0-0-0
Neutral Record	1-0-0
Goals Scored	3
Goals Against	2

Date	Team (H/A/N)	Result	Score
9/17/99	Tulsa (N)	W	3-2

UC IRVINE

First Year Played	1992
Last Year Played	2022
Overall Record	11-8-1
Current Streak	W2
Home Record	6-3-0
Road Record	5-5-1
Neutral Record	0-0-0
Goals Scored	27
Goals Against	17

Date	Team (H/A/N)	Result	Score
9/20/92	UC Irvine (A)	L	0-1
10/8/92	UC Irvine (H)	L	0-2
9/16/93	UC Irvine (A)	L-ot	1-2
10/12/94	UC Irvine (H)	W	1-0
9/11/96	UC Irvine (H)	W	2-0
10/23/00	UC Irvine (A)	W	1-0
10/31/02	UC Irvine (A)	W	5-0
8/29/04	UC Irvine (H)	W	2-0
9/23/05	UC Irvine (A)	W	2-1
9/17/06	UC Irvine (H)	L	1-2
9/21/07	UC Irvine (A)	W-ot	2-1
8/31/08	UC Irvine (H)	W-2ot	1-0
9/12/10	UC Irvine (A)	L	0-1
11/11/11	UC Irvine (A)	T-2ot	2-2
8/30/13	UC Irvine (H)	W	1-0
9/12/14	UC Irvine (A)	L	1-2
9/15/17	UC Irvine (H)	L	0-1
9/23/18	UC Irvine (A)	L	1-2
8/26/21	UC Irvine (H)	W	3-0
9/8/22	UC Irvine (A)	W	1-0

UC RIVERSIDE

First Year Played	2001
Last Year Played	2008
Overall Record	4-1-0
Current Streak	W2
Home Record	2-1-0

Road Record	2-0-0
Neutral Record	0-0-0
Goals Scored	12
Goals Against	2

Date	Team (H/A/N)	Result	Score
11/10/01	UC Riverside (H)	W	3-0
9/6/02	UC Riverside (A)	W	3-0
9/21/04	UC Riverside (H)	L	0-1
9/23/07	UC Riverside (A)	W	3-1
9/26/08	UC Riverside (H)	W	3-0

UCLA

First Year Played	1993
Last Year Played	2021
Overall Record	1-19-5
Current Streak	L6
Home Record	1-7-2
Road Record	0-12-3
Neutral Record	0-0-0
Goals Scored	10
Goals Against	57

Date	Team (H/A/N)	Result	Score
11/7/93	UCLA (H)	W	1-0
9/5/94	UCLA (A)	L	1-2
9/9/95	UCLA (H)	L	0-1
9/27/96	UCLA (A)	T-2ot	0-0
9/26/97	UCLA (A)	L	1-4
9/27/98	UCLA (A)	T-2ot	2-2
11/24/99	UCLA (A)	L-ot	1-2
9/24/00	UCLA (H)	L	0-3
9/21/01	UCLA (H)	L	0-2
8/30/02	UCLA (A)	L	0-6
10/7/03	UCLA (H)	L	0-2
11/14/03	UCLA (A)	L	0-2
8/27/04	UCLA (A)	L	0-3
8/28/05	UCLA (H)	L	1-4
9/29/06	UCLA (A)	L	0-3
9/14/07	UCLA (H)	T-2ot	0-0
10/5/08	UCLA (A)	L	0-3
11/17/08	UCLA (A)	L	0-1
8/28/09	UCLA (H)	T-2ot	1-1
9/24/10	UCLA (A)	L	0-2
11/18/11	UCLA (A)	T-2ot	1-1
8/23/15	#4 UCLA (H)	L-ot	0-1
9/11/16	UCLA (A)	L	1-3
2/16/21	#4 UCLA (A)	L	0-3
9/16/21	UCLA (H)	L	0-2

UC SAN DIEGO

First Year Played	1993
Last Year Played	1993
Overall Record	0-1-0
Current Streak	L1
Home Record	0-0-0
Road Record	0-1-0

Neutral Record	0-0-0
Goals Scored	1
Goals Against	3

Date	Team (H/A/N)	Result	Score
9/24/93	UC San Diego (A)	L	1-3

UC SANTA BARBARA

First Year Played	1992
Last Year Played	2021
Overall Record	4-2-0
Current Streak	L2
Home Record	2-1-0
Road Record	2-1-0
Neutral Record	0-0-0
Goals Scored	12
Goals Against	3

Date	Team (H/A/N)	Result	Score
9/12/92	UC Santa Barbara (H)	L	1-2
9/5/93	UC Santa Barbara (A)	L-ot	1-3
9/3/94	UC Santa Barbara (H)	W	5-1
9/2/95	UC Santa Barbara (A)	W	3-0
10/11/96	UC Santa Barbara (H)	W	4-0
9/21/97	UC Santa Barbara (A)	W	5-2
10/14/98	UC Santa Barbara (H)	W	2-0
8/25/00	UC Santa Barbara (H)	W	3-0
8/31/01	UC Santa Barbara (A)	W	3-2
9/1/02	UC Santa Barbara (H)	W	4-2
9/28/03	UC Santa Barbara (A)	T-2ot	1-1
8/27/06	UC Santa Barbara (H)	W	2-0
11/10/01	UC Santa Barbara (H)	L	0-1
9/19/21	UC Santa Barbara (A)	L	0-1

UNLV

First Year Played	2003
Last Year Played	2006
Overall Record	2-1-0
Current Streak	W1
Home Record	2-0-0
Road Record	0-1-0
Neutral Record	0-0-0
Goals Scored	4
Goals Against	2

Date	Team (H/A/N)	Result	Score
9/5/03	UNLV (H)	W	1-0
9/24/04	UNLV (A)	L	1-2
9/15/06	UNLV (H)	W	2-0

USC

First Year Played	1993
Last Year Played	2018
Overall Record	6-12-2
Current Streak	L3
Home Record	2-6-1
Road Record	4-6-1

ALL-TIME RESULTS AGAINST OPPONENTS

Neutral Record 0-0-0
 Goals Scored..... 25
 Goals Against 32

Date	Team (H/A/N)	Result	Score
10/22/93	USC (H)	W	6-0
9/13/94	USC (H)	L	1-3
11/8/00	USC (A)	L	1-2
9/18/01	USC (A)	W	1-0
9/27/02	USC (A)	T-2ot	0-0
11/15/02	USC (A)	L-ot	0-1
9/19/04	USC (H)	L	0-2
9/22/06	USC (A)	L	0-2
8/22/08	USC (H)	L-ot	0-1
10/2/09	USC (A)	L	0-4
8/20/10	USC (A)	W	1-0
10/1/10	USC (H)	W	1-0
8/23/11	USC (A)	T-2ot	1-1
9/2/12	USC (A)	W	2-1
9/14/12	USC (H)	L	2-3
8/25/13	USC (H)	L	2-4
8/23/14	USC (H)	T-2ot	1-1
9/11/15	#23 USC (A)	L	1-2
9/17/17	#12 USC (H)	L	1-3
9/9/18	#4 USC (A)	L	2-3

UTAH

First Year Played 1998
 Last Year Played 2019
 Overall Record 1-5-0
 Current Streak L3
 Home Record..... 1-2-0
 Road Record 0-3-0
 Neutral Record 0-0-0
 Goals Scored..... 6
 Goals Against 10

Date	Team (H/A/N)	Result	Score
9/1/98	Utah (H)	L	1-2
9/17/00	Utah (A)	L	1-2
10/3/04	Utah (H)	W	3-0
9/6/15	Utah (H)	L	1-2
8/26/16	Utah (A)	L	0-3
9/22/19	Utah (A)	L	0-1

UTAH VALLEY

First Year Played 2018
 Last Year Played 2019
 Overall Record 1-0-1
 Current Streak T1
 Home Record..... 1-0-0
 Road Record 0-0-1
 Neutral Record 0-0-0
 Goals Scored..... 5
 Goals Against 2

Date	Team (H/A/N)	Result	Score
8/31/18	Utah Valley (H)	W	4-1
9/20/19	Utah Valley (A)	T-2ot	1-1

VANDERBILT

First Year Played 2003
 Last Year Played 2003
 Overall Record 1-0-0
 Current Streak W1
 Home Record..... 0-0-0
 Road Record 0-0-0
 Neutral Record 1-0-0
 Goals Scored..... 1
 Goals Against 0

Date	Team (H/A/N)	Result	Score
9/14/03	Vanderbilt (N)	W-ot	1-0

VIRGINIA TECH

First Year Played 2005
 Last Year Played 2018
 Overall Record 1-1-1
 Current Streak T1
 Home Record..... 0-1-0
 Road Record 1-0-1
 Neutral Record 0-0-0
 Goals Scored..... 2
 Goals Against 2

Date	Team (H/A/N)	Result	Score
9/2/05	Virginia Tech (A)	W	2-1
8/18/17	Virginia Tech (H)	L-ot	0-1
8/17/18	Virginia Tech (A)	T-2ot	0-0

WAKE FOREST

First Year Played 2005
 Last Year Played 2016
 Overall Record 1-3-0
 Current Streak L2
 Home Record..... 1-0-0
 Road Record 0-1-0
 Neutral Record 0-2-0
 Goals Scored..... 4
 Goals Against 9

Date	Team (H/A/N)	Result	Score
9/4/05	Wake Forest (N)	L	1-5
8/31/07	Wake Forest (H)	W	2-1
11/12/10	Wake Forest (N)	L	0-1
8/19/16	Wake Forest (A)	L	1-2

WASHINGTON

First Year Played 1992
 Last Year Played 2004
 Overall Record 2-3-0
 Current Streak W1

Home Record..... 1-1-0
 Road Record 0-1-0
 Neutral Record 1-1-0
 Goals Scored..... 4
 Goals Against 7

Date	Team (H/A/N)	Result	Score
9/25/92	Washington (A)	L-ot	0-1
10/31/93	Washington (N)	W-ot	1-0
11/6/94	Washington (H)	L	1-3
11/16/01	Washington (N)	L	0-2
10/1/04	Washington (H)	W	2-1

WASHINGTON STATE

First Year Played 1994
 Last Year Played 2012
 Overall Record 0-2-0
 Current Streak L2
 Home Record..... 0-0-0
 Road Record 0-1-0
 Neutral Record 0-1-0
 Goals Scored..... 2
 Goals Against 4

Date	Team (H/A/N)	Result	Score
9/25/94	Washington State (A)	L	1-2
8/31/12	Washington State (N)	L	1-2

WESTMONT

First Year Played 1992
 Last Year Played 1992
 Overall Record 1-0-0
 Current Streak W1
 Home Record..... 1-0-0
 Road Record 0-0-0
 Neutral Record 0-0-0
 Goals Scored..... 1
 Goals Against 0

Date	Team (H/A/N)	Result	Score
10/17/92	Westmont (H)	W	1-0