



2025-2026

## USC WOMEN'S BASKETBALL

## 2025-26 SCHEDULE/RESULTS

USC OVERALL: 10-3

USC BIG TEN: 2-0

**Date Opponent Time (PT)/Result**

## NOVEMBER

4	New Mexico State (BIG+)	W, 87-48
9	vs. #9 NC State (ESPN)	W, 69-68
15	vs. #2 South Carolina (FOX)	L, 69-52
18	Portland (BIG+)	W, 78-51
21	at #24 Notre Dame (ESPN)	L, 61-59
25	Tennessee Tech (BIG+)	W, 85-44
28	Pepperdine (BIG+)	W, 82-52

## DECEMBER

2	Saint Mary's (BIG+)	W, 79-33
7	#21 Washington* (BTN)	W, 59-50
13	#1 UConn (FOX)	L, 79-51
18	Cal Poly (BIG+)	W, 86-39
21	vs. California (ESPN 2)	W, 61-57
29	at #20 Nebraska* (BIG+)	W, 74-66

## JANUARY

3	at #4 UCLA* (Peacock)	5 p.m.
6	Oregon* (BTN)	7 p.m.
11	at Minnesota* (BIG+)	12 p.m.
15	Maryland* (Peacock)	6 p.m.
18	Purdue* (BIG+)	2 p.m.
22	at Michigan State* (BTN)	5 p.m.
25	at Michigan* (BTN)	11 a.m.
29	Iowa* (Peacock)	6 p.m.

## FEBRUARY

1	Rutgers* (BIG+)	2 p.m.
5	at Northwestern* (BTN)	6 p.m.
8	at Illinois* (BIG+)	10 a.m.
12	Indiana* (BTN)	7 p.m.
19	Wisconsin* (Peacock)	6 p.m.
22	at Ohio State* (FOX/FS1)	9/11 a.m.
25	at Penn State* (BIG+)	3 p.m.

## MARCH

1	UCLA (FS1)	3 p.m.
4-8	Big Ten Tournament (Indianapolis, Ind.)	
18-19	NCAA First Four	
20-23	NCAA First & Second Rounds	
27-30	NCAA Regionals	

## APRIL

3&5	NCAA Women's Final Four (Phoenix, Ariz)	
-----	---	--

All times listed are Pacific unless otherwise noted

\* Big Ten Conference game

\$ Big Ten Tournament (Indianapolis, Ind.)

&amp; NCAA Tournament (Sites TBD)

Home games in bold — at Galen Center

## GAME 14



## #17/16 USC (10-3, 2-0) vs. #4 UCLA (13-1, 3-0)

Pauley Pavillion | Los Angeles, Calif.

Saturday, Jan. 3 | 5 p.m. PT

Series Record: 54-58

WATCH: Peacock (PxP - Cindy Brunson, Analyst - Meghan McKeown, Reporter - Elise Woodward)

LISTEN: ESPNLA Radio (Eli Kleinman)

## TEAM COMPARISONS

USC	UCLA
70.9	87.9
55.2	57.1
+15.8	+30.8
41.6	50.9
35.6	35.9
30.1	37.5
24.6	27.4
65.9	76.1
+2.7	+15.6
+5.5	+2.4
7.1	4.3
9.7	8.3

## SERIES HISTORY

## ALL-TIME MEETINGS

112

## OVERALL

54-58

## LAST TIME OUT

L, 72-67 (March 9, 2025)

Gainbridge Fieldhouse - Indianapolis, Ind.

## FIRST EVER MEETING

L, 73-103 (February 4, 1977)

at UCLA- Los Angeles, Calif.

## USC LAST GAME STARTERS (STATS THROUGH 1/01/2025)

#	Name	Pos.	Ht.	Yr.	Hometown	GP-GS	ppg	FT%	rpg	apg	spg	mpg
3	Londynn Jones	G	5-3	Sr.	Riverside, Calif.	13-2	12.5	84.8	1.5	1.8	1.3	23.3
8	Gerda Raulušaitytė	F	6-3	Fr.	Varena, Lithuania	13-7	3.8	65.2	4.0	0.7	0.4	16.8
9	Jazzy Davidson	G	6-1	Fr.	Clackamas, Ore.	13-13	16.8	65.6	6.8	3.7	1.9	32.7
11	Kennedy Smith	G	6-1	So.	Chino, Calif.	13-13	10.5	74.2	4.7	3.7	1.8	31.8
25	Kara Dunn	G	5-11	Sr.	Dallas, Ga.	13-13	11.5	68.2	5.0	1.8	1.4	29.5

## TROJANS OFF THE BENCH (STATS THROUGH 1/01/2025)

#	Name	Pos.	Ht.	Yr.	Hometown	GP-GS	ppg	FT%	rpg	apg	spg	mpg
0	Vivian Iwuchukwu	F	6-3	So.	Imo State, Nigeria	13-6	4.0	50.0	2.5	0.6	0.5	11.4
4	Rian Forestier	G	5-11	So.	Helotes, Texas	7-0	2.6	50.0	0.9	0.7	0.1	8.0
6	Laura Williams	F	6-2	R-Fr.	Tampa, Fla.	12-0	2.6	46.7	2.8	0.3	0.2	9.0
7	Yakiya Milton	F	6-4	Jr.	Jacksonville, Fla.	10-0	3.3	78.9	3.5	0.2	0.3	7.7
10	Malia Samuels	G	5-6	Jr.	Seattle, Wash.	12-11	3.3	35.7	2.7	2.4	1.6	22.5
13	Dayana Mendes	F	6-2	So.	Paris, France	13-0	2.7	50.0	2.5	0.8	0.4	13.2
24	Brooklyn Shamblin	G	5-9	So.	Carpinteria, Calif.	7-0	0.0	0.0	0.7	0.4	0.0	3.7

## USC WOMEN'S BASKETBALL MEDIA

Sports Information Director: Gia Larez  
glarez@usc.edu | (805) 704-3651

## 2025-26 TEAM STATISTICS (STATS THROUGH 1/01/2025)

Record	PPG	FG%	3P%	FT%	RPG	APG	TOPG	BPG	SPG
10-3	70.9	41.6	30.1	65.9	39.6	16.3	13.6	7.1	9.7

## THIS WEEK

USC's first game of 2026 takes the No. 17 Trojans across town to square off against rival No. 4 UCLA on Saturday, Jan. 3. USC (10-3, 2-0) visits the Bruins (13-1, 3-0) for a 5 p.m. meeting at Pauley Pavilion in Westwood.

The Trojans are fresh off a hard fought 74-66 victory over No. 20 Nebraska at Pinnacle Bank Arena.

The Women of Troy, who defeated UCLA to capture the 2025 Big Ten Regular Season Title, are in search of redemption after falling to the Bruins in the Big Ten Tournament.

### SERIES RECORD: 54-58

LAST MEETING: L, 72-67 (March 9, 2025) • Indianapolis, Ind.// Gainbridge Fieldhouse

HEAD COACH: Cori Close (15th season at UCLA 334-144)

CONFERENCE: Big Ten Conference

STREAK: L, 1-0

TV/STREAM: Peacock (PxP - Cindy Brunson, Analyst - Meghan McKeown, Reporter - Elise Woodward)

LISTEN: ESPN LA 710 AM / USC Gameday App / ESPNLA App

## A WIN WOULD

- Be the 887th win in program history (886-569)
- Be head coach Lindsay Gottlieb's 104rd win at USC (103-39)
- Be head coach Lindsay Gottlieb's 338th win as a head coach (337-167)
- Help USC improve to 3-0 in Big Ten Play
- Be USC's fourth ranked win of the season (3-3 against ranked opponents this season)
- Mark the second straight year the Trojans open Big Ten play 3-0 or better.
- Snap UCLA's undefeated streak at Pauley Pavillion this season (6-0)

## SCOUTING UCLA

- UCLA opened the 2025-26 season ranked No. 3 in the Associated Press Top 25 Women's Basketball Poll, released Oct. 14.
- The Bruins boast seven McDonald's All Americans on the roster: Lauren Betts, Sienna Betts, Angela Dugalic, Timea Gardiner, Gabriela
- Jaquez, Amanda Muse, and Kiki Rice. Jaquez and Rice shared co-MVP honors in the all-star game.
- UCLA has five players averaging double figures; the Bruin starting five totals 70.7 points per game.
- The Bruins lead the Big Ten in assists (311 TOTAL, 22.2 APG) and assist/turnover ratio (1.87 A/TO) at the midway point. UCLA is also second in the conference, third in the nation in rebounding margin (+15.6 RPG).

## USC-UCLA TIES

- USC SR Londynn Jones previously spent three seasons at UCLA, appearing in 108 consecutive games at UCLA.
- USC assistant coach Nikki Blue was a four-time First-Team All-Pac-10 guard for UCLA (2002-2006) and was an WBCA All-American as a senior.
- USC freshman Jazzy Davidson and UCLA freshman Sienna Betts won gold together over the summer with Team USA at the FIBA U19 World Cup

## NUGGETS OF KNOWLEDGE

- As a squad, USC is fourth nationally and leads the Big Ten in blocks per game (7.1 / 92 total)
- As a squad, USC is fifth in the Big Ten and 38th nationally in scoring defense, allowing opponents just 55.2 ppg on average.
- FR Jazzy Davidson currently leads the Trojans in nearly every major statistical category (16.8 ppg, 6.8 rpg, 1.9 spg and 2.7 bpg).
- The freshman also leads USC in minutes played, averaging 32.7
- Davidson has recorded 12 double-figuring scoring games this season, including ten straight games since Nov. 18
- Davidson ranks 9th nationally and leads the Big Ten in blocks (35). Standing at 6'1", she is also the shortest in the top-10 with such numbers. The freshman is 10th nationally and leads the Big Ten in blocks per game (2.69).
- Davidson is 3rd in the Big Ten and 16th nationally in field goal attempts (215). She is also tied for 2nd amongst all D1 freshman in field goal attempts (215).
- Senior Londynn Jones has appeared in 121 consecutive collegiate games (108 at UCLA, 13 at USC)
- USC has played just 2 road games this season, having traveled to Nebraska and Notre Dame. All of USC's other games up to this point have been played at either the Galen Center (7-1) or at neutral sites (2-1).
- The Trojans are holding opponents to just 55.2 on 35.6 percent shooting despite playing six top-25 teams through 13 games.

## LAST TIME OUT

- USC defeated No. 20 Nebraska 74-66 on Monday, Dec. 29 in Lincoln, Nebraska
- FR Jazzy Davidson scored 17 points to record her 12th double-figure performance of the season (10th straight game in double figures). The freshman also tied her career high 5 blocks and contributed eight rebounds, three assists and a steal
- SR Londynn Jones got her second start of the season on Monday afternoon, posting 13 points and 3 steals. Jones was 3-for-5 from three
- SO Kennedy Smith put up a season best 17 points and a season high 9 rebounds
- SR Kara Dunn put up 14 points and contributed five rebounds and two steals
- USC held Nebraska to under 80 points for the first time this season
- USC outscored Nebraska by 15 points over the final two quarters, turning a two-point halftime deficit into an eight-point win
- The Trojans were +13 on the boards, out-rebounding the Cornhuskers 38-25 (16 offensive rebounds)
- USC held Nebraska scoreless from the field over the final 2:42
- USC had four players score in double figures for the third time this season - Davidson (17), Smith (17), Dunn (14) and Jones (13)
- USC won the battle in paint points (44-28), points off turnovers (27-18) and second chance points (19-13)

## B1G OPENER

- USC opened conference play with a 59-50 win over No. 21 Washington on Dec. 7, 2025
- FR Jazzy Davidson notched her second career double-double with a career and game-high 22 points and team-high 12 rebounds. The freshman guard also contributed four assists, two blocks and a team-high two made three-pointers.
- JR Gerda Raulušaityte scored a career-high eight points. The forward also had eight rebounds, shot 100% from the field and had a game-high +15 rating
- SO Kennedy Smith tallied 13 points, five rebounds, four assists, two blocks and team-high two steals

## NONCONFERENCE RECAP

- USC wrapped up nonconference play 8-3, including one win over a ranked opponent (No. 9 NC State). The Trojans three losses were to No. 1 UConn, No. 2 South Carolina and No. 24 Notre Dame (2 point margin of defeat).
- The Trojans averaged 71.7 ppg in nonconference play.
- USC defeated Cal 61-57 to close out nonconference play 8-3. Against the Golden Bears, USC recorded a season-high 50 rebounds and FR Jazzy Davidson posted a career best 24 points
- The Women of Troy finished nonconference play 6-1 at home, 2-1 at neutral sites and 0-1 on the road.
- FR Jazzy Davidson led the Trojans in every statistical category in nonconference play - 16.3 ppg, 6.2 rpg, 3.7 apg, 2.2 spg, 2.5 bpg and 32.2 mpg.
- SR Londynn Jones scored a career and game-high 28 points and 11 made field goals against Cal Poly.
- FR Jazzy Davidson scored a career-high 24 points with her ninth consecutive double-figuring scoring performance and her 12th of the season, adding four rebounds, four blocks and matching her career best with three three-pointers.
- SO Kennedy Smith led USC in points (16) and rebounds (7) against No. 1 UConn. Smith also led USC in scoring against No. 2 South Carolina (12)

## DAVIDSON'S DOMINANCE

- ESPN named Davidson No. 1 in the Dec. 18 women's college basketball freshman impact rankings (Davidson was also No. 1 preseason)
- Davidson currently leads the Trojans in four major statistical categories (16.8 ppg, 6.8 rpg, 1.9 spg and 2.7 bpg).
- Davidson has recorded 12 double figure scoring games this season (10 straight games)
- Davidson is the only player this season with multiple five-block games against ranked opponents
- The newcomer put up 14 points (second leading scorer), had five rebounds, four assists, 1 steal and 1 block in her collegiate debut
- Against NC State, Davidson put up 21 points, had five blocks, four assists, three steals and was perfect from the free throw line (2-2).

Davidson delivered the winning basket in USC's victory over NC State as the freshman made a fast break driving layup with 8 seconds remaining in the game.

- Davidson posted a breakthrough performance versus Tennessee Tech, recording her first double-double as she finished with 20 points (9-of-14 FG) and a career-high 16 rebounds. Her 16 boards not only led all players but also marked the most by a USC freshman since Rayah Marshall's performance against Texas Southern on Dec. 18, 2021. Davidson also chipped in four assists and two blocks to round out the effort.
- Davidson stayed hot on Nov. 28, tallying 18 points along with four rebounds, five assists, and a game-high three blocks in the win over Pepperdine.
- Against Washington, Davidson notched her second career double-double with a game-high 22 points and team-high 12 rebounds. The freshman guard also contributed four assists, two blocks and a team-high two made three-pointers.
- Against Cal, Davidson scored a career-high 24 points with her ninth consecutive double-figure scoring performance and her 12th of the season, adding four rebounds, four blocks and matching her career best with three three-pointers.
- At Nebraska, Davidson scored 17 points and contributed five blocks, eight rebounds, three assists and 1 steal.

#### WHAT THEY'RE SAYING ABOUT DAVIDSON

- "She plays well with the ball in her hands, and she makes good decisions, she makes great shots. Just a high-level player. Like, a really high-level player that doesn't really play like a freshman." - South Carolina head coach Dawn Staley
- "Jazzy Davidson has no weaknesses in her game and she's just a freshman. USC has another superstar." - NFL Network/SI.com, Kendell Hollowell
- "Jazzy Davidson was the No. 1 overall recruit for a reason. She can do everything. An instant star for USC." - NFL Network/SI.com, Kendell Hollowell
- "It was a big night for freshman Jazzy Davidson, who's currently my frontrunner for NFOY." - On3 reporter Talia Goodman after USC defeated Washington
- "She's probably the best freshman in the country at this point based on what has happened on the court, not the hype part." - UConn head coach Geno Auriemma

#### KENNEDY SMITH STEPS UP

- Sophomore Kennedy Smith has stepped up for the Trojans this season under pressure, scoring in double figures against No. 21 Washington (13), No. 2 UConn (16) and No. 20 Nebraska (17)
- Smith posted a season best 17 points against No. 20 Nebraska, also contributing nine rebounds, six assists, two blocks and one steal
- Through 13 games, Smith leads the Trojans in assists per game, averaging 3.7

#### JONES JUST GETS IT

- Appearing in her first ever game as a Trojan, UCLA transfer Londynn Jones led USC in scoring, putting up 16 points off the bench. The senior came off the bench for 18 minutes and had three rebounds, three assists and two steals. She was also 4-4 from the charity stripe.
- Making her Trojan debut, UCLA senior transfer Londynn Jones has been an offensive powerhouse for USC off the bench. Against New Mexico State, Jones led USC in scoring, putting up 16 points, three rebounds, three assists and two steals. On Sunday, Jones' 19 points off the bench were crucial in USC's 69-68 victory over No. 9 NC State. The senior also had three rebounds and three assists.
- Against Cal Poly, Jones put up a career high 28 points, while also contributing 2 rebounds and four steals in just 23 minutes played.
- Through 13 games (11 coming off the bench), Jones averages 12.5 points, 1.5 RBG and 1.8 APG in 23.3 minutes/game (avg).
- The senior got her first start as a Trojan against Pepperdine on Nov. 28, recording six points, five assists and one rebound. Against Saint Mary's, Jones put up a team-high 17 points.
- Against Cal Poly, Jones posted a career-high 28 points, while also contributing four steals and two rebounds.
- Jones, who has appeared in 121 consecutive collegiate games (108 at UCLA, 13 at USC), has recorded eight double-figure scoring performances for the Women of Troy this season.

#### SIGNING DAY SUCCESS

On Wednesday, Nov. 12, USC women's basketball head coach Lindsay Gottlieb announced the signing of Saniyah Halland Sitaya Fagan, two of the most nationally renowned prospects in the Class of 2026. Hall, the No. 1-ranked recruit in the country, and Fagan, a five-star international standout from Australia, further elevate a USC program already rising among the top tiers of women's college basketball.

Hall becomes USC's third No. 1 ranked recruit in four years, continuing the program's unprecedented run of elite recruiting success.

Most recently, Fagan won the FIBA U17 Oceania Cup with Australia, also being named the MVP of the Tournament. The incoming Trojan was named Basketball Victoria's (Centre of Excellence) 2025 Female Junior Athlete of the Year, a significant award recognizing her breakout year.

#### GOTTLIEB GETS IT

Now in her fifth season as head coach at USC, Lindsay Gottlieb has guided Women of

#### USC IN THE NATION (AS OF 12/30)

AP POLL	COACHES POLL	NCAA NET
17	16	20

#### ASSOCIATED PRESS POLL

(Dec. 22, 2025 )

Rank	Record	Pts
1. UConn	12-0	793 (25)
2. Texas	14-0	775 (7)
3. South Carolina	12-1	727
4. UCLA	11-1	710
5. LSU	13-0	644
6. Michigan	10-1	636
7. Maryland	13-0	580
8. TCU	13-0	564
8. Oklahoma	11-1	564
10. Iowa State	13-0	556
11. Kentucky	12-1	439
12. Vanderbilt	12-0	417
13. Louisville	12-3	400
14. Iowa	10-2	368
15. Ole Miss	12-1	359
16. North Carolina	11-3	301
17. USC	9-3	255
18. Notre Dame	9-2	242
19. Ohio State	10-1	213
20. Nebraska	12-0	180
21. Texas Tech	14-0	126
22. Baylor	11-3	124
23. Tennessee	7-3	122
24. Michigan State	10-1	88
25. Princeton	11-1	69

First-place votes in parentheses

Others receiving votes: Oklahoma State (37), Alabama (26), Stanford (21), Georgia (20), Washington (17), NC State (12), Arizona State (7), Illinois (4), Oregon (3), BYU (1)

#### USA TODAY COACHES

(Dec. 30, 2025 )

Rank	Record	Pts
1. UConn	13-0	772 (28)
2. Texas	15-0	747 (3)
3. South Carolina	13-1	701
4. UCLA	12-1	675
5. LSU	14-0	649
6. Maryland	14-0	610
7. TCU	13-0	572
8. Michigan	11-1	565
9. Oklahoma	12-1	541
10. Iowa State	13-0	515
11. Vanderbilt	13-0	431
12. Kentucky	13-1	421
13. Louisville	12-3	365
14. Iowa	11-2	358
15. North Carolina	12-3	336
16. USC	10-3	305
17. Ole Miss	13-2	280
18. Notre Dame	10-2	232
19. Michigan State	12-1	177
20. Ohio State	11-2	168
21. Baylor	11-3	163
22. Tennessee	8-3	151
23. Texas Tech	14-0	123
24. Alabama	14-0	76
25. Nebraska	12-1	44

First-place votes in parentheses

Others receiving votes: Princeton (31), Oklahoma State (20), Duke (14), West Virginia (12), Arizona State (8), Washington (6), Stanford (5), South Dakota (1), Clemson (1)



Troy to historic runs with back-to-back NCAA Elite Eight appearances in 2024 and 2025. Also a two-time finalist for the Werner Ladder National Coach of the Year award, Gottlieb led USC to its second-ever Pac-12 Tournament title in 2024 and its first-ever Big Ten regular-season title in 2025. USC also earned a No. 1 seed in the 2024 and 2025 NCAA Tournaments, marking the first time in over 40 years the program has done so.

Gottlieb's 103 game win count at USC is third all-time amongst Trojan head coaches. Picking up her 100th career win at USC against No. 21 Washington, Gottlieb became the fastest Trojan head coach in program history to reach the milestone (138 games).

#### BIG TEN PRESEASON POLLS

Entering its second season in the Big Ten Conference, USC women's basketball was picked No. 4 in the Coaches Preseason Poll on October 2, 2025. The Women of Troy earned the No. 3 spot in the media's preseason rankings.

#### STRENGTH OF SCHEDULE

The Trojans will have no shortage of tests throughout the season as USC is slated to face 10 teams ranked in the AP Preseason Top 25, including six matchups against preseason top 10 opponents. Gottlieb's squad will take on the nation's top three preseason ranked programs - No. 1 UConn, No. 2 South Carolina and No. 3 UCLA (twice), in what is arguably one of the toughest schedules in women's college basketball.

#### NAISMITH NODS

USC women's basketball sophomore Kennedy Smith and freshman Jazzy Davidson are in line for top college hoops honors, as both were selected to the 2025-26 Jersey Mike's Naismith Trophy Women's College Player of the Year Watch List presented by AXIA Time.

Three Trojans have won the Jersey Mike's Naismith Trophy a total of five times - JuJu Watkins (2025), Lisa Leslie (1994) and Cheryl Miller (1984, 1985 and 1986). Four Trojans were named to the 2024-25 watch list last season as Rayah Marshall, Kiki Iriafen, Talia von Oelhoffen and the eventual 2025 winner Watkins all received preseason nods.

#### GOLDEN GIRLS

Two USC players won gold medals in international action over the summer, with 2025 Big Ten All-Freshman and All-Defensive Team honoree Kennedy Smith winning gold with Team USA at the FIBA AmeriCup. Freshman and the nation's No. 1 recruit Jazzy Davidson, meanwhile, grabbed gold with the United States at the FIBA U19 World Cup.

#### SMITH THE SERVANT LEADER

USC's Kennedy Smith was selected as a recipient of the Kay Yow Servant Leader Award ahead of the 2025-26 season. The award recognized student-athletes who exemplify the values of leadership, selflessness and service, embodying the Hall of Fame basketball coach Kay Yow.

Smith is joined by a cohort of other women's basketball players across the nation. Award recipients are distinguished by a special patch on their game-worn jerseys, symbolizing their role as servant leaders. The patch embodies the character traits of Kay Yow - uplifting, powerful, drawing and giving strength.

#### FORESTIER MOVING FWARD

USC Trojans women's basketball guard Rian Forestier is doing more than just playing basketball, the former Brandeis High School standout from San Antonio, Texas, is also the founder of 4WARD, a nonprofit organization dedicated to providing middle school girls with proper basketball shoes. Earlier this season, Forestier and FWARD surprised the entire Lawndale girls basketball team with new A'ja Wilson Nike A'One basketball shoes. Recently, Forestier teamed up with the Spurs to donate 50 pairs of shoes to seventh and eighth graders at Cole Middle School in Texas.

Forestier first conceived the idea for 4WARD after a conversation with her mother and an AAU teammate. The teammate shared how she was bullied for not having proper shoes during her first basketball workout, and the experience nearly caused her to quit the sport altogether. That moment stuck with Forestier, who saw firsthand how something as simple as the right footwear could shape a young athlete's future.

Rian Forestier's nonprofit goes beyond just providing shoes. It's about giving young athletes confidence and a chance to stay in the game they love. Many girls hesitate to try out or quit because they don't have the proper equipment, and Forestier saw firsthand how something as simple as a pair of basketball shoes can impact self-esteem and participation.

#### WNBA SUCCESS

USC women's basketball's Kiki Iriafen followed up an All-American season as a Trojan with All-Star and All-Rookie Team efforts in the WNBA. The No. 4 recruit in the 2025 WNBA Draft to the Washington Mystics, Iriafen wrapped her first season in the league with selection to the Associated Press All-Rookie Team. That followed a rare rookie inclusion to the 2025 WNBA All-Star game for Iriafen.

With her No. 4 overall pick by the Washington Mystics, Iriafen became USC's first top-10 WNBA Draft selection since Ebony Hoffman was No. 9 in 2004. She is the fourth overall top-10 pick out of USC and highest since 1997 when Tina Thompson was No. 1 and Pam McGee was No. 2. Rayah Marshall scored the 25th overall selection, picked in the second round by the Connecticut Sun.

#### THE PLACE TO BE.

The University of Southern California is the undeniable, unequaled and unquestioned top destination for student-athletes. USC is both home to 136 national team championships and one of the top-ranked private research institutions in the world. Located in the heart of the thriving Los Angeles metropolitan area, it is situated in one of the most diverse and visible media markets in the world.

## USC IN THE BIG TEN

- In its first season in the Big Ten Conference, USC claimed the regular-season title with a 17-1 finish.
- JuJu Watkins and Kiki Iriafen earned 2024-25 Big Ten All-Tournament Team honors in 2025
- JuJu Watkins (G) and Kiki Iriafen (F) were named to the 2024-25 All-Big Ten Team
- Rayah Marshall (C) and Kennedy Smith (G) received 2024-25 All-Big Ten Honorable Mentions
- Rayah Marshall (C) and JuJu Watkins (G) were named the 2024-25 Big Ten Conference All-Defensive Team
- Kennedy Smith (G) was named to the 2024-25 Big Ten Conference All-Freshman Team
- Malia Samuels (G) received the 2024-25 Big Ten Sportsmanship Award
- Lindsay Gottlieb was named the 2024-25 Big Ten Women's Basketball Coach of the Year
- As a sophomore, JuJu Watkins was named the 2024-25 Big Ten Women's Basketball Player of the Year
- **USC is 19-1 all-time in Big Ten play**

## INFO ZONE

#### CREDENTIALS/PRACTICE AVAILABILITY:

To request credentials to a USC home event, please contact Gia Larez in the USC Sports Brands & Communications Office by email ([glarez@usc.edu](mailto:glarez@usc.edu))

#### INTERVIEWS:






To arrange an interview with a USC player or coach please email Gia Larez ([glarez@usc.edu](mailto:glarez@usc.edu)) at least 36 hours in advance. On game days at Galen Center, postgame interviews and/or press conferences with USC coach and player(s) will be held in the Classroom next to the Media Work Room. Please communicate any needs in advance.

#### LIVE STATS:

Live stats will be provided for all USC games, with links available on the women's basketball schedule page at [usctrojans.com/wbb](http://usctrojans.com/wbb).



## CATEGORY LEADERS

<b>Points</b>  Jazzy Davidson G <b>16.8</b>	<b>Rebounds</b>  Jazzy Davidson G <b>6.8</b>	<b>Assists</b>  Kennedy Smith G <b>3.7</b>	<b>Steals</b>  Jazzy Davidson G <b>1.9</b>	<b>Blocks</b>  Jazzy Davidson G <b>2.7</b>
--	---	---	---	---

### USC TEAM HIGHS

#### POINTS:

**87:** NEW MEXICO STATE (11/4/25)

#### HIGHEST SCORING PERIOD:

**29:** 3RD QUARTER VS. NEBRASKA  
(12/28/25)

#### FIELD GOALS MADE:

**34:** CAL POLY (12/18/25)

#### FIELD GOALS ATTEMPTS:

**78:** CAL POLY (12/18/25)

#### FIELD GOAL PERCENTAGE:

**52.4%:** TENNESSEE TECH (11/25/25)

#### 3PT FG MADE:

**10:** PEPPERDINE (11/28/25)

#### 3PT FG ATTEMPTS:

**36:** CAL POLY (12/18/25)

#### 3PT FG PERCENTAGE:

**44.4%:** TENNESSEE TECH (11/25/25)

#### FREE THROWS MADE:

**25:** NEW MEXICO STATE (11/04/25)

#### FREE THROW ATTEMPTS:

**39:** NEW MEXICO STATE (11/04/25)

#### FREE THROW PERCENTAGE:

**76.0%:** SAINT MARY'S (12/02/25)

#### REBOUNDS:

**50:** WASHINGTON (12/07/25)

#### ASSISTS:

**27:** PEPPERDINE (11/28/25)

#### STEALS:

**16:** SAINT MARYS (12/02/25)

#### MOST BLOCKED SHOTS

**15:** TENNESSEE TECH (11/25/25)

#### FEWEST FOULS

**10:** NOTRE DAME (11/21/25)

#### FEWEST TURNOVERS

**7:** NC STATE (11/9/25) / CAL POLY (12/18/25)

### USC INDIVIDUAL HIGHS

#### POINTS:

**28:** LONDYNN JONES (12/18/25)

#### FIELD GOALS MADE:

**11:** LONDYNN JONES (12/18/25)

#### FIELD GOAL ATTEMPTS:

**23:** JAZZY DAVIDSON (11/09/25)

#### 3PT FG MADE:

**5:** LONDYNN JONES (12/18/25)

#### 3PT FG ATTEMPTS:

**9:** JAZZY DAVIDSON (12/02/25)

#### FREE THROWS MADE:

**8:** LONDYNN JONES (12/13/25)

#### REBOUNDS:

**16:** JAZZY DAVIDSON (11/25/25)

#### ASSISTS:

**7:** MALIA SAMUELS (12/18/25)

**7:** KENNEDY SMITH (11/28/25)

#### STEALS

**6:** JAZZY DAVIDSON (12/18/25)

#### BLOCKED SHOTS

**5:** JAZZY DAVIDSON (11/09/25)

#### TURNOVERS

**8:** JAZZY DAVIDSON (11/21/25 & 12/28/25)

#### FOULS

**5:** LAURA WILLIAMS (12/21/25)

**5:** GERDA RAULUSAITYTE (12/21/25)

#### CONSECUTIVE DOUBLE-FIGURE GAMES

**10:** JAZZY DAVIDSON (11/18-12/28/2025)

#### CONSECUTIVE GAMES WITH 1+ BLOCKS

**13:** JAZZY DAVIDSON (11/04-12/21/2025)

#### CONSECUTIVE GAMES WITH 3+ REBOUNDS

**13:** JAZZY DAVIDSON (11/04-12/28/2025)

### BIG TEN STANDINGS (12/27)

TEAM	CONF	GB	OVR
<a href="#">UCLA</a>	3-0	-	13-1
<a href="#">Iowa</a>	3-0	-	12-2
<a href="#">Maryland</a>	2-0	0.5	14-0
<a href="#">Illinois</a>	2-0	0.5	12-1
<a href="#">Michigan</a>	2-0	0.5	11-1
<b>USC</b>	<b>2-0</b>	<b>0.5</b>	<b>10-3</b>
<a href="#">Michigan State</a>	2-1	1	13-1
<a href="#">Ohio State</a>	2-1	1	12-2
<a href="#">Wisconsin</a>	2-1	1	10-4
<a href="#">Washington</a>	1-1	1.5	11-2
<a href="#">Minnesota</a>	1-1	1.5	10-3
<a href="#">Nebraska</a>	1-2	2	12-2
<a href="#">Oregon</a>	0-2	2.5	12-3
<a href="#">Northwestern</a>	0-2	2.5	6-7
<a href="#">Indiana</a>	0-3	3	11-4
<a href="#">Purdue</a>	0-3	3	8-6
<a href="#">Rutgers</a>	0-3	3	8-6
<a href="#">Penn State</a>	0-3	3	7-7

### 2025-26 ACCOLADES

#### NAISMITH TROPHY WATCH LIST

Jazzy Davidson  
Kennedy Smith

#### WOODEN AWARD WATCH LIST

Jazzy Davidson

#### USBWA ANN MEYERS DRYSDALE SHOOTING GUARD OF THE YEAR WATCH LIST

Kara Dunn

#### KAY YOW SERVANT LEADER

Kennedy Smith

#### BIG TEN FRESHMAN OF THE WEEK

Jazzy Davidson, 11/10/25  
Jazzy Davidson, 12/1/25  
Jazzy Davidson, 12/22/25

#### USWBA FRESHMAN OF THE WEEK

Jazzy Davidson, 11/11/25

#### USA WBB TRAINING CAMP ROSTER

Juju Watkins

# 2025-26 USC WOMEN'S BASKETBALL ROSTER

## NUMERICAL ROSTER

No.	Name	Pos.	Ht.	Year	Hometown (High School/College)
0	Vivian Iwuchukwu	F	6'3"	So.	Imo State, Nigeria (Montverde Academy Fla.)
1	Sitaya Fagan	F	6'4"	Fr.	Melbourne, Australia (Centre of Excellence)
3	Londynn Jones	G	5'4"	Sr.	Riverside, Calif. (Centennial HS / UCLA)
4	Rian Forestier	G	5'11"	So.	Helotes, Texas (Brandeis HS)
6	Laura Williams	F	6'2"	R-Fr.	Tampa, Fla. (St. Paul VI Catholic HS (Va.))
7	Yakiya Milton	F	6'5"	Jr.	Jacksonville, Fla. (Mandarin HS / Auburn)
8	Gerda Raulušaitytė	F	6'3"	Jr.	Varena, Lithuania (Vilnius Ozas Gymnasium / LCC International Univ.)
9	Jazzy Davidson	G	6'1"	Fr.	Clackamas, Ore. (Clackamas HS)
10	Malia Samuels	G	5'6"	Jr.	Seattle, Wash. (Garfield HS)
11	Kennedy Smith	G	6'1"	So.	Chino, Calif. (Etiwanda HS)
12	JuJu Watkins	G	6'2"	Jr.	Los Angeles, Calif. (Sierra Canyon HS)
13	Dayana Mendes	G/F	6'3"	So.	Paris, France (Insep HS / Washington State)
24	Brooklyn Shamblin	G	5'9"	So.	Carpinteria, Calif. (Oaks Christian HS)
25	Kara Dunn	G	5'11"	Sr.	Dallas, Ga. (Mount Paran Christian School / Georgia Tech)

## ALPHABETICAL ROSTER

No.	Name	Pos.	Ht.	Year	Hometown (High School/College)
9	Jazzy Davidson	G	6'1"	Fr.	Clackamas, Ore. (Clackamas HS)
25	Kara Dunn	G	5'11"	Sr.	Dallas, Ga. (Mount Paran Christian School / Georgia Tech)
1	Sitaya Fagan	F	6'4"	Fr.	Melbourne, Australia (Centre of Excellence)
4	Rian Forestier	G	5'11"	So.	Helotes, Texas (Brandeis HS)
0	Vivian Iwuchukwu	F	6'3"	So.	Imo State, Nigeria (Montverde Academy Fla.)
3	Londynn Jones	G	5'4"	Sr.	Riverside, Calif. (Centennial HS / UCLA)
13	Dayana Mendes	G/F	6'3"	So.	Paris, France (Insep HS / Washington State)
7	Yakiya Milton	F	6'5"	Jr.	Jacksonville, Fla. (Mandarin HS / Auburn)
8	Gerda Raulušaitytė	F	6'3"	Jr.	Varena, Lithuania (Vilnius Ozas Gymnasium / LCC International Univ.)
10	Malia Samuels	G	5'6"	Jr.	Seattle, Wash. (Garfield HS)
24	Brooklyn Shamblin	G	5'9"	So.	Carpinteria, Calif. (Oaks Christian HS)
11	Kennedy Smith	G	6'1"	So.	Chino, Calif. (Etiwanda HS)
12	JuJu Watkins	G	6'2"	Jr.	Los Angeles, Calif. (Sierra Canyon HS)
6	Laura Williams	F	6'2"	R-Fr.	Tampa, Fla. (St. Paul VI Catholic HS (Va.))

## STAFF

Head Coach:	Lindsay Gottlieb (5th season)
Associate Head Coach:	Beth Burns (4th season)
Assistant Coach/Recruiting Coordinator:	Willnett Crockett (3rd season)
Assistant Coach:	Courtney Jaco (3rd season)
Assistant Coach:	Nikki Blue (1st season)
Assistant Coach:	Jonathan Yim (1st season)
General Manager:	Selena Castillo (1st season)
Asst. AD for WBB Operations:	Ryan Cohan (3rd season)

## PRONUNCIATIONS

SITAYA FAGAN	si-TAY-uh FAY-gan
RIAN FORESTIER	RY-an forest-EER
Vivian IWUCHUKWU	ee-woo-CHOO-kwoo
DAYANA MENDES	day-AH-nah MEN-dess
YAKIYA Milton	yuh-KAI-uh
GERDA RAULUŠAITYTĖ	GERR-dah roh-oo-sheh-thee-teh
MALIA Samuels	muh-LEE-ah
KARA Dunn	CARE-uh

Lindsay GOTTLIEB	GOTT-lee-b
Courtney JACO	JAY-co

2025-2026 TEAM ROSTER

# USC WOMEN'S BASKETBALL



**VIVIAN IWUCHUKWU**  
#0 | IMO STATE, NIGERIA | SO.  
HEIGHT: 6'3"



**LONDYNN JONES**  
#3 | RIVERSIDE, CA | SR.  
HEIGHT: 5'4"



**RIAN FORESTIER**  
#4 | HELOTES, TX | SO.  
HEIGHT: 5'11"



**LAURA WILLIAMS**  
#6 | TAMPA, FL | RS. FR.  
HEIGHT: 6'2"



**YAKIYA MILTON**  
#7 | JACKSONVILLE, FL | JR.  
HEIGHT: 6'5"



**GERDA RAULUSAITYTE**  
#8 | VARENA, LITHUANIA | JR.  
HEIGHT: 6'3"



**JAZZY DAVIDSON**  
#9 | CLACKAMAS, OR | FR.  
HEIGHT: 6'1"



**MALIA SAMUELS**  
#10 | SEATTLE, WA | JR.  
HEIGHT: 5'6"



**KENNEDY SMITH**  
#11 | CHINO, CA | SO.  
HEIGHT: 6'1"



**JUJU WATKINS**  
#12 | LOS ANGELES, CA | JR.  
HEIGHT: 6'2"



**DAYANA MENDES**  
#13 | PARIS, FRANCE | SO.  
HEIGHT: 6'3"



**BROOKLYN SHAMBLIN**  
#24 | CARPINTERIA, CA | SO.  
HEIGHT: 5'9"



**KARA DUNN**  
#25 | DALLAS, GA | SR.  
HEIGHT: 5'11"





# 2025•2026 Results

Record:	Overall	Home	Away	Neutral
Overall	10-3	7-1	1-1	2-1
Big Ten	2-0	1-0	1-0	0-0
Non-conference	8-3	6-1	0-1	2-1

## USC LEADERS GAME•BY•GAME

Date	Opponent	USC	Result	W-L	Att.	USC High Scorer .....	USC 2nd High Scorer ....	High Rebounder	USC
N 4	vs. New Mexico State	W	87-48	1-0	3,971	Londynn Jones ..... 16	Jazzy Davidson..... 14	Gerda Raulušaitytė	9
N 9	vs. #9 NC State	W	69-68	2-0	5,208	Jazzy Davidson..... 21	Londynn Jones ..... 19	Kennedy Smith	8
N15	vs. #2 South Carolina	L	69-52	2-1	8,150	Kennedy Smith..... 12	Kara Dunn..... 10	Kara Dunn	5
N18	vs. Portland	W	78-51	3-1	2,947	Jazzy Davidson..... 19	Kennedy Smith ..... 13	Yakiya Milton	12
N21	at #24 Notre Dame	L	61-59	3-2	8,342	Kara Dunn..... 21	Jazzy Davidson ..... 14	Jazzy Davidson	8
N25	vs. Tennessee Tech	W	85-44	4-2	3,012	Davidson/Jones ..... 20	Vivian Iwuchukwu .... 11	Jazzy Davidson	16
N28	vs. Pepperdine	W	82-52	5-2	3,866	Kara Dunn..... 19	Jazzy Davidson..... 18	Davidson/Mendes/Forestier	4
D2	vs. Saint Mary's	W	79-33	6-2	2,361	Londynn Jones..... 17	Kara Dunn..... 15	Kara Dunn	5
D7	vs. #21 Washington	W	59-50	7-2	6,137	Jazzy Davidson..... 22	Kennedy Smith ..... 13	Jazzy Davidson	12
D13	vs. #1 UConn	L	79-51	7-3	9,035	Kennedy Smith..... 16	Londynn Jones ..... 14	Kennedy Smith	7
D18	vs. Cal Poly	W	86-39	8-3	3,511	Londynn Jones..... 28	Jazzy Davidson..... 17	Jazzy Davidson	9
D21	vs. California	W	61-57	9-3	6,258	Jazzy Davidson..... 24	Kara Dunn..... 15	Dunn/Raulušaitytė	6
D29	at #20 Nebraska	W	74-66	10-3	6,285	Davidson/Smith..... 17	Kara Dunn..... 14	Kennedy Smith	9

## USC/OPPONENT GAME•BY•GAME

OPPONENT	1st	2nd	3rd	4th	Bench	FG Pct	3FG Pct	FT Pct	Reb.	Mar	AST	TO	BL	Steal	Fouls
vs. New Mexico State	20/13	25/10	20/16	22/19	41/8	.409/.404	.409/.286	.641/.500	49/24	+25	19/13	10/24	4/4	11/8	12/29
vs. #9 NC State	18/20	15/14	17/24	19/10	25/9	.368/.394	.269/.263	.600/.636	40/54	-14	11/11	7/18	6/1	11/3	17/13
vs. #2 South Carolina	16/20	14/12	15/23	7/14	14/6	.328/.408	.071/.400	.700/.583	32/56	-24	15/16	13/17	7/7	5/7	13/14
vs. Portland	10/14	24/9	18/17	26/11	34/19	.403/.322	.360/.250	.583/.533	49/39	+10	16/14	18/29	4/9	13/10	18/20
at. #24 Notre Dame	14/15	19/16	18/15	8/15	6/4	.460/.417	.400/.238	.714/.600	32/34	-2	14/10	21/17	4/6	10/16	10/10
vs. Tennessee Tech	22/8	21/11	21/15	21/10	40/9	.524/.215	.444/.238	.733/.440	49/38	+11	21/8	13/12	15/0	7/8	23/16
vs. Pepperdine	21/10	26/16	15/13	20/13	21/16	.500/.340	.400/.077	.667/.882	32/35	-3	27/13	9/18	8/3	10/2	18/15
vs. Saint Mary's	18/14	24/4	13/8	24/7	33/15	.464/.268	.308/.154	.760/.900	29/26	+3	16/7	13/29	5/5	16/8	12/21
vs. #21 Washington	4/8	18/14	17/12	20/16	19/6	.383/.269	.118/.240	.524/.667	50/38	+12	14/10	13/10	6/5	4/9	16/21
vs. #1 UConn	9/23	8/16	22/30	12/10	16/20	.302/.477	.211/.368	.750/.667	33/41	-8	11/25	20/13	7/7	6/14	11/18
vs. Cal Poly	25/10	20/13	26/5	15/11	45/15	.463/.318	.250/.267	.643/.583	44/29	+15	21/12	7/29	9/0	15/3	13/17
vs. California	13/10	18/18	12/17	18/12	9/5	.348/.360	.368/.091	.667/.667	38/41	-3	11/8	14/18	9/4	8/8	24/18
at #20 Nebraska	12/20	24/18	29/14	9/14	9/27	.500/.404	.300/.294	.588/.905	38/25	+13	16/13	19/16	8/3	10/8	22/19

## STARTING LINEUPS

Nov. 4	vs. NM State	Iwuchukwu	Davidson	Samuels	Smith	Dunn	W, 87-48
Nov. 9	vs. #9 NC State	Raulušaitytė	Davidson	Samuels	Smith	Dunn	W, 69-68
Nov. 15	vs. #2 South Carolina	Raulušaitytė	Davidson	Samuels	Smith	Dunn	L, 69-52
Nov. 18	vs. Portland	Raulušaitytė	Davidson	Samuels	Smith	Dunn	W, 78-51
Nov. 21	at #24 Notre Dame	Iwuchukwu	Davidson	Samuels	Smith	Dunn	L, 61-59
Nov. 25	vs. Tennessee Tech	Iwuchukwu	Davidson	Samuels	Smith	Dunn	W, 85-44
Nov. 28	vs. Pepperdine	Iwuchukwu	Davidson	Jones	Smith	Dunn	W, 82-52
Dec. 2	vs. Saint Mary's	Iwuchukwu	Davidson	Samuels	Smith	Dunn	W, 79-33
Dec. 7	vs. #21 Washington	Iwuchukwu	Davidson	Samuels	Smith	Dunn	W, 59-50
Dec. 13	vs. #1 UConn	Raulušaitytė	Davidson	Samuels	Smith	Dunn	L, 79-51
Dec. 18	vs. Cal Poly	Raulušaitytė	Davidson	Samuels	Smith	Dunn	W, 86-39
Dec. 21	vs. California	Raulušaitytė	Davidson	Samuels	Smith	Dunn	W, 61-57
Dec. 29	at Nebraska	Raulušaitytė	Davidson	Jones	Smith	Dunn	W, 74-66

## 2025-26 TROJANS WHEN...

vs. Top-10 Opponent .....1-2	Shooting 30-39.9%.....3-2	5 Trojans in double figures .....0-0
vs. Opponent Ranked 11-25 .....2-1	Shooting under 30%.....0-0	4 Trojans in double figures .....3-0
At home (Galen Center) .....7-1	Scoring 90+ points.....0-0	3 Trojans in double figures .....5-1
On the road.....1-1	Scoring 80-89 points.....4-0	2 Trojans in double figures .....2-2
At neutral sites .....2-1	Scoring 70-79 points.....3-0	1 Trojan in double figures.....0-0
Leading at halftime .....7-1	Scoring 60-69 points .....2-0	0 Trojans in double figures .....0-0
Trailing at halftime.....2-2	Scoring 50-59 points .....1-3	
Tied at halftime .....1-0	Scoring less than 50 .....0-0	
Leading entering 4th quarter .....8-1	Final margin of 1-4 points.....2-1	
Trailing entering 4th quarter.....2-2	Final margin of 5-9 points .....2-0	
Tied entering 4th quarter.....0-0	Final margin of 10+ points .....6-2	
Leading w/ 5:00 left.....8-1	Longest game win streak.....4-0	
Trailing w/ 5:00 left .....2-2	Longest game losing streak.....1-0	
Tied w/ 5:00 left.....0-0	Current streak .....3-0	
In overtime.....0-0	On Television .....3-2	
Winning the tipoff.....7-1	Opponent scores 70+ .....0-1	
Losing the tipoff .....3-2	Opponent scores 60-69 .....2-2	
Outrebounding opponent.....7-0	Opponent scores 50-59.....4-0	
Opponent outrebounds.....3-3	Opponent scores 40-49 .....2-0	
Equal number of rebounds .....0-0	Opponent scores under 40.....2-0	
Posting fewer turnovers.....7-1	Opponent shoots 50%+.....0-0	
Posting more turnovers .....3-2	Opponent shoots 40-49.9%.....2-3	
Equal number of turnovers .....0-0	Opponent shoots 30-39.9%.....5-0	
Shooting 50%+.....3-0	Opponent shoots under 30%.....3-0	
Shooting 40-49.9% .....4-1	6 Trojans in double figures .....0-0	

### USC on:

Mondays .....1-0
Tuesdays .....4-0
Wednesdays .....0-0
Thursdays.....1-0
Fridays.....1-1
Saturdays .....0-2
Sundays.....3-0

### USC in:

November .....5-2
December .....5-1
January .....0-0
February .....0-0
March.....0-0

### USC in:

Cardinal Jerseys.....1-1
White Jerseys.....5-1
Black Jerseys.....3-0
Pink Jerseys.....0-0
Gold Jerseys .....1-1

# IN THE RECORD BOOKS

## THE LAST TIME THE TROJANS...

Scored 100 points	104	vs. Saint Louis, Nov. 29, 2025
Allowed 100 points	106	at Tennessee, Nov. 18, 2001
Had 50 or more rebounds	50	vs. Washington, Dec. 7, 2025
Allowed 50 or more rebounds	56	vs South Carolina, Nov. 15, 2025
Had 25 or more assists	27	vs. Pepperdine, Nov. 28, 2025
Had 15 or more steals	15	vs. Cal Poly, Dec. 18, 2025
5 or more score in double figures	5	vs. Mississippi State, March 24, 2025 (NCAA Tournament)
Beat an opponent by 50 or more	51	vs. Le Moyne, Nov. 11, 2023
Beat an AP-ranked opponent	#20	at Nebraska, Dec. 29, 2025
Beat a top-10 AP-ranked opponent	#9	vs. NC State, Nov. 9, 2025 (neutral site - Ally Tipoff)
Beat a top-5 AP-ranked opponent	#2	at UCLA, March 1, 2025

## THE LAST TIME A TROJAN...

Scored 50+ points	JuJu Watkins (51) at Stanford, Feb. 2, 2024
Scored 40-49 points	JuJu Watkins (40) vs. California Baptist, Dec. 3, 2024
Scored 30-39 points	Kiki Irafen (36) vs. Mississippi State, March 24, 2025
Two players with 20+ points	J. Davidson (20) & L. Jones (20) vs. Tennessee Tech, Nov. 25, 2025
Five players in double figures	K. Irafen (36), A. Howell (18), K. Heckel (13), R. Marshall (12) & K Smith (10) vs. Mississippi State, March 24, 2025
Four players in double figures	J. Davidson (17), K. Smith (17), K. Dunn (14), L. Jones (13), at Nebraska, Dec. 29, 2025
Three players in double figures	J. Davidson (24), K. Dunn (15) & K. Smith (11) at California, Dec. 21, 2025
Had 15+ rebounds	Jazzy Davidson (16) vs. Tennessee Tech, Nov. 25, 2025
Had 10+ assists	Endyia Rogers (11) vs. Arizona State, March, 2. 2021
Had 5+ blocks	Jazzy Davidson (5) at Nebraska, Dec. 29, 2025
Had 5+ steals	Jazzy Davidson (6) vs. Cal Poly, Dec. 18, 2025
Made 5+ 3-PT field goals	Londynn Jones (5) vs. Cal Poly, Dec. 18, 2025
Made 10+ free throws	JuJu Watkins (13) vs. Michigan, Dec. 29, 2024
Recorded a double-double	Jazzy Davidson (22 PTS, 12 RB) vs. Washington, Dec. 7, 2025







## HEAD COACH LINDSAY GOTTLIEB

CAREER RECORD: 337-167 USC RECORD: 103-39

Now entering her fifth season as head coach at USC, Lindsay Gottlieb has guided Women of Troy to historic runs with back-to-back NCAA Elite Eight appearances in 2024 and 2025. Also a two-time finalist for the Werner Ladder National Coach of the Year award, Gottlieb led USC to its second-ever Pac-12 Tournament title in 2024 and its first-ever Big Ten regular-season title in 2025. USC also earned a No. 1 seed in the 2024 and 2025 NCAA Tournaments, marking the first time in over 40 years the program has done so.

In a season that saw JuJu Watkins become USC's third Naismith Trophy winner, Gottlieb's 2024-25 Trojans reached the Elite Eight and earned the most wins by the program since 1986 with their 31-4 overall record in its first season as members of the Big Ten Conference. USC also rose to its highest national ranking since 1984 in holding a spot at No. 2 in the nation the week of March 4, 2025. Gottlieb was named the Big Ten Coach of the Year in helping the Trojans to a 17-1 mark and winning the regular-season title.

By the close of USC's first Elite Eight appearance in 30 years, Gottlieb's 2023-24 team had posted a 29-6 overall record — marking the most wins since Linda Sharp's 1985-86 team. Ranked No. 3 in the nation entering the 2024 NCAA Tournament, the Trojans achieved their highest national ranking since standing at No. 3 in the final AP poll of 1986.

Along the way, USC's 2023-24 season was also highlighted by a standing-room-only crowd at Galen Center to see the Trojans beat rival UCLA, a record-setting 51-point game by freshman JuJu Watkins in USC's first win at Stanford since 2002-03 and the honor of hosting — and winning — the NCAA First and Second Rounds to earn a trip to the Sweet 16.

With 15 total seasons as a collegiate head coach, Gottlieb has collected a 328-164 overall record. With USC, Gottlieb has tallied a 93-36 record in four seasons of work with the Trojans to date.

A former Cleveland Cavaliers assistant coach, Gottlieb also spent eight seasons at California, where she led the Golden Bear women to seven NCAA appearances with a trip to the Final Four. She was announced as the USC women's head coach on May 10, 2021.

In her first season with the Women of Troy, Gottlieb navigated a competitive Pac-12 conference as USC posted a 12-16 overall record and went 5-12 in conference play in 2021-22. In her second season with the Trojans, USC's 2023 NCAA Tournament run featured a 21-win campaign.

In 2022-23, Gottlieb guided the Trojans back to the NCAA Tournament for the first time since 2014. Her 2022-23 USC team went 21-10 overall and served up an upset of then-No. 2 Stanford along the way.

Gottlieb became just the seventh female NBA assistant when she was hired by the Cavs in June of 2019 and the first NCAA women's head coach to be hired by an NBA team. Cavalier players praised her knowledge of the game, leadership and communication skills.

Prior to her move to the NBA, Gottlieb spent eight seasons (2012-19) as the head coach at Cal, posting a 179-89 (.668) overall record and advancing to the NCAA tournament all but once. Seven of her teams won at least 20 games, including the 2013 squad that went 32-4 (a school record for wins) and made it to the program's first-ever NCAA Final Four. She was the 2013 Pac-12 Coach of the

Year and a Naismith National Coach of the Year finalist and was just the seventh NCAA women's coach since 1990 to reach the Final Four in the first two seasons of being hired.

Her 179 overall victories still stand as the second-most in Cal history. Her teams finished in the top half of the Pac-12 standings six times, including tied for the regular season title in 2013 (a program first) at 17-1 and second twice. Her Cal players were named All-Americans 10 times and six were WNBA Draft selections.

Gottlieb made her mark immediately at Cal, taking a senior-less team in 2012 to the second round of the NAAs with a 25-10 overall record and a second place Pac-12 finish. Her 2013 Final Four team snapped Stanford's 81-game conference winning streak. The Golden Bears were 22-10 in 2014 (second in Pac-12) and 24-10 in 2015 (third in Pac-12), advancing to the NCAA second round both seasons. After dipping to 15-17 in 2016, Cal rebounded with a 20-14 season in 2017 and got to the NCAA second round. Her final two Golden Bear squads were 21-11 in 2018 (NCAA first round) and 20-13 in 2019 (NCAA second round).

Gottlieb was an assistant at Cal for two seasons (2006-07) and then the Golden Bears' associate head coach in 2008. The Golden Bears had their first winning season in 13 years in 2006 and played in the NAAs each season. She worked primarily with the post players, with Ashley Walker and Devane Hampton both becoming All-Americans (Hampton was Cal's first Pac-10 Player of the Year in 2006 and Walker was the program's first WNBA draftee when she went in the 2009 first round).

Gottlieb then became the head coach at UC Santa Barbara for three years (2009-11), where she posted a 56-39 (.589) record and led the team to trips to the NCAA (2009) and WNIT (2011) tournaments. She won 75 percent of her Big West games (36-12), captured Big West regular season championships in 2009 and 2011 and the Big West tournament crown in 2009, and was named the 2009 Big West Coach of the Year when UCSB was 22-10 overall and 15-1 in league play. She was the first coach in school history to win 20 games in her debut season. The Gauchos went 15-17 in 2010 and 19-12 in 2011 (falling in WNIT play to USC).

She also was an assistant at Syracuse (2000-01), New Hampshire (2002) and Richmond (2003-05). The Spiders won at least 20 games all three seasons and earned postseason berths in the 2003 and 2004 WNIT and 2005 NCAA tournaments.

Gottlieb played basketball at Brown, serving in the unique role of player and student assistant coach in her 1999 senior season. She earned her bachelor's degree in political science from Brown in 1999 and has a master's degree in philosophy of education from Syracuse.

Gottlieb prepped at Scarsdale (N.Y.) High. She was sidelined her senior year with a knee injury, which led her to consider a coaching career.

Gottlieb and her husband, Patrick, have a son, Jordan, and daughter, Reese.

### YEAR-BY-YEAR WITH LINDSAY GOTTLIEB

YEAR	SCHOOL	OVERALL RECORD	CONFERENCE RECORD (FINISH)	POSTSEASON
2009	UC Santa Barbara	22-10	15-1 (1st)	NCAA First Round
2010	UC Santa Barbara	15-17	9-7 (5th)	--
2011	UC Santa Barbara	19-12	12-4 (1st)	WNIT First Round
<b>UCSB TOTAL</b>		<b>56-39 (.589)</b>	<b>36-12 (.750)</b>	
2012	California	25-10	13-5 (2nd)	NCAA Second Round
2013	California	32-4	17-1 (t-1st)	NCAA Final Four
2014	California	22-10	13-5 (t-2nd)	NCAA Second Round
2015	California	24-10	13-5 (t-3rd)	NCAA Second Round
2016	California	15-17	4-14 (10th)	--
2017	California	20-14	6-12 (t-7th)	NCAA Second Round
2018	California	21-11	11-7 (5th)	NCAA First Round
2019	California	20-13	9-9 (6th)	NCAA Second Round
<b>CAL TOTAL</b>		<b>179-89 (.668)</b>	<b>86-58 (.597)</b>	
2022	USC	12-16	5-12 (10th)	--
2023	USC	21-10	11-7 (t-4th)	NCAA First Round
2024	USC	29-6	13-5 (t-2nd)	NCAA Elite Eight
2025	USC	31-4	16-1 (first)	NCAA Elite Eight
<b>USC TOTAL</b>		<b>93-36</b>	<b>45-25</b>	
<b>CAREER TOTAL</b>		<b>328-164 (.667)</b>	<b>167-95 (.637)</b>	<b>11 NCAA / 1 WNIT</b>

## USC QUICK FACTS

### UNIVERSITY INFORMATION

Location: ..... Los Angeles, Calif.  
Founded: ..... 1880  
Enrollment: .... 47,000 (21,000 undergrad)  
President: ..... Dr. Carol L. Folt  
Director of Athletics: ..... Jen Cohen  
Senior Woman Administrator: ..... Dr. Denise Kwok  
National Affiliation: ..... NCAA Division I  
Conference: ..... Big Ten  
Nickname: ..... Trojans / Women of Troy  
Fight Song: ..... "Fight On"  
Colors: ..... Cardinal and Gold  
Home Court: ..... Galen Center  
Seating Capacity: ..... 10,258  
Press Row: ..... 213-740-3900

### BASKETBALL STAFF

Head Coach: ..... Lindsay Gottlieb  
Alma Mater: ..... Brown, 1999  
Current Season at USC: ..... 5th  
Current Overall Season: ..... 16th  
Overall Record: ..... 337-167  
Overall Conf. Record: ..... 169-95  
Associate Head Coach: ..... Beth Burns  
Assistant Coach: ..... Jonathan Yim  
Assistant Coach: ..... Willnett Crockett  
Assistant Coach: ..... Courtney Jaco  
Director of Operations: ..... Ryan Cohan  
General Manager: ..... Selena Castillo  
Athletic Trainer: ..... Erin Tillman  
Sports Performance Coach: ..... Kelly Dormandy  
WBB Office Phone: ..... (213) 740-7204

### BASKETBALL HISTORY

First Season of Basketball: ..... 1976-77  
All-Time Record: ..... 886-568  
Conference Record: ..... 452-344  
National Championships: ..... 2 (1983, 1984)  
Conference Championships: ..... 5  
..... (1983, 1984, 1986, 1987, 1994)  
Conference Tournament Titles: ..... 2  
..... (2014, 2024)  
NCAA Appearances (record): ..... 18 (32-16)  
AIAW Appearances (record): ..... 2 (2-4)  
WNIT Appearances (record): ..... 3 (7-3)  
Postseason Record: ..... 41-23 (.641)

### LAST SEASON

2024-25 Record: ..... 31-4 / 16-1 (1st)  
Home Record: ..... 16-1  
Away Record: ..... 9-1  
Neutral Record: ..... 6-2  
Longest Win Streak: ..... 15 (Nov. 27-Jan. 30)  
Longest Losing Streak: ..... 1  
Current Streak: ..... 1 loss  
Big Ten Tournament: ..... Runner-Up  
NCAA Tournament: ..... Elite Eight

### 2025-26 TEAM INFORMATION

Starters Returning / Lost: ..... 2 / 3  
Letterwinners Returning / Lost: ..... 6 / 7  
Newcomers: ..... 6

### SPORTS INFORMATION

Women's Basketball SID: ..... Gia Larez  
Cell Phone: ..... (805) 704-3651  
E-Mail: ..... glarez@usc.edu  
USC Ticket Office: ..... (213) 740-60 SC  
Website: ..... usctrojans.com



# 2025-26 Southern California Women's Basketball Combined Team Statistics All games

Page 1/1  
as of Dec 31, 2025

## Game Records

Record	Overall	Home	Away	Neutral
ALL GAMES	10-3	7-1	1-1	2-1
CONFERENCE	2-0	1-0	1-0	0-0
NON-CONFERENCE	8-3	6-1	0-1	2-1

## Score by Periods

Team	1st	2nd	3rd	4th	OT	TOT
Southern California	202	256	243	221	0	922
Opponents	185	171	209	152	0	717

## Team Box Score

No.	Player				Total		3-Point		F-Throw		Rebounds												
		GP-GS	MIN	AVG	FG-FGA	FG%	3FG-3FGA	3FG%	FT-FTA	FT%	OFF	DEF	TOT	AVG	PF	DQ	A	TO	BLK	STL	PTS	AVG	
9	DAVIDSON, Jazzy	13-13	424:38	32.7	88-215	.409	21-78	.269	21-32	.656	21	67	88	6.8	22	0	48	39	35	25	218	16.8	
3	JONES, Londynn	13-2	303:26	23.3	55-123	.447	24-61	.393	28-33	.848	5	14	19	1.5	24	0	23	27	2	17	162	12.5	
25	DUNN, Kara	13-13	383:45	29.5	57-126	.452	20-54	.370	15-22	.682	25	40	65	5.0	27	0	23	18	4	18	149	11.5	
11	SMITH, Kennedy	13-13	413:26	31.8	52-152	.342	9-52	.173	23-31	.742	9	52	61	4.7	32	0	48	21	14	24	136	10.5	
0	IWUCHUKWU, Vivian	13-6	148:20	11.4	21-35	.600	0-0	.000	10-20	.500	14	19	33	2.5	13	0	8	6	1	7	52	4.0	
8	RAULUSAITYTE, Gerda	13-7	218:22	16.8	17-32	.531	0-1	.000	15-23	.652	24	28	52	4.0	22	1	9	14	4	5	49	3.8	
7	MILTON, Yakiya	10-0	76:43	7.7	9-23	.391	0-0	.000	15-19	.789	13	22	35	3.5	11	0	2	6	8	3	33	3.3	
10	SAMUELS, Malia	12-11	269:51	22.5	15-43	.349	4-15	.267	5-14	.357	8	24	32	2.7	25	0	29	18	3	19	39	3.3	
13	MENDES, Dayana	13-0	171:02	13.2	14-32	.438	4-12	.333	3-6	.500	11	22	33	2.5	11	0	11	13	4	5	35	2.7	
6	WILLIAMS, Laura	12-0	108:28	9.0	12-32	.375	0-0	.000	7-15	.467	17	16	33	2.8	17	1	3	6	17	2	31	2.6	
4	FORESTIER, Rian	7-0	56:03	8.0	6-18	.333	5-16	.313	1-2	.500	1	5	6	0.9	1	0	5	2	0	1	18	2.6	
24	SHAMBLIN, Brooklyn	7-0	25:56	3.7	0-1	.000	0-0	.000	0-0	.000	0	5	5	0.7	4	0	3	2	0	0	0	0.0	
Team											25	28	53					5					
Total		13	2600		346-832	.416	87-289	.301	143-217	.659	173	342	515	39.6	209	2	212	177	92	126	922	70.9	
Opponents		13	2600		267-750	.356	52-211	.246	131-198	.662	157	323	480	36.9	231	1	160	248	54	104	717	55.2	

## Team Statistics

	USC	OPP
<b>Scoring</b>		
Points per game	922	717
Scoring margin	70.9	55.2
	+15.8	-
<b>Field goals-att</b>		
	346-832	267-750
Field goal pct	.416	.356
<b>3 point fg-att</b>		
	87-289	52-211
3-point FG pct	.301	.246
3-pt FG made per game	6.7	4.0
<b>Free throws-att</b>		
	143-217	131-198
Free throw pct	.659	.662
F-Throws made per game	11.0	10.1
<b>Rebounds</b>		
	515	480
Rebounds per game	39.6	36.9
Rebounding margin	+2.7	-
<b>Assists</b>		
	212	160
Assists per game	16.3	12.3
<b>Turnovers</b>		
	177	248
Turnovers per game	13.6	19.1
Turnover margin	+5.5	-
Assist/turnover ratio	1.2	0.6
<b>Steals</b>		
	126	104
Steals per game	9.7	8.0
<b>Blocks</b>		
	92	54
Blocks per game	7.1	4.2
<b>Winning streak</b>		
	3	-
Home win streak	1	-
<b>Attendance</b>		
	34840	14627
Home games-Avg/Game	8-4355	2-7314
Neutral site-Avg/Game	-	3-6539

## Team Results

Date	Opponent		Score	Att.
11/04/2025	New Mexico St.	W	87-48	3971
11/09/2025	vs NC State	W	69-68	5208
11/15/2025	vs South Carolina	L	52-69	8150
11/18/2025	Portland	W	78-51	2947
11/21/2025	at Notre Dame	L	59-61	8342
11/25/2025	Tennessee Tech	W	85-44	3012
11/28/2025	Pepperdine	W	82-52	3866
12/02/2025	Saint Mary's (CA)	W	79-33	2361
12/07/2025	Washington	W	59-50	6137
12/13/2025	UConn	L	51-79	9035
12/18/2025	Cal Poly	W	86-39	3511
12/21/2025	vs California	W	61-57	6258
12/29/2025	at Nebraska	W	74-66	6285





**2025-26 Southern California Women's Basketball**  
**Category Leaders**  
**All games**

Page 1/3  
as of Dec 31, 2025

**Points**

##	Player	G	Pts	Pts/G
9	Davidson, Jazzy	13	218	16.8
3	Jones, Londynn	13	162	12.5
25	Dunn, Kara	13	149	11.5
11	Smith, Kennedy	13	136	10.5
0	Iwuchukwu, Vivian	13	52	4.0
8	Raulusaityte, Gerda	13	49	3.8
10	Samuels, Malia	12	39	3.3
13	Mendes, Dayana	13	35	2.7
7	Milton, Yakiya	10	33	3.3
6	Williams, Laura	12	31	2.6
4	Forestier, Rian	7	18	2.6

**Scoring Average**

##	Player	G	Pts	Pts/G
9	Davidson, Jazzy	13	218	16.8
3	Jones, Londynn	13	162	12.5
25	Dunn, Kara	13	149	11.5
11	Smith, Kennedy	13	136	10.5
0	Iwuchukwu, Vivian	13	52	4.0
8	Raulusaityte, Gerda	13	49	3.8
7	Milton, Yakiya	10	33	3.3
10	Samuels, Malia	12	39	3.3
13	Mendes, Dayana	13	35	2.7
6	Williams, Laura	12	31	2.6
4	Forestier, Rian	7	18	2.6

**Field Goal Percentage**

##	Player	FG	Att	Pct
0	Iwuchukwu, Vivian	21	35	.600
8	Raulusaityte, Gerda	17	32	.531
25	Dunn, Kara	57	126	.452
3	Jones, Londynn	55	123	.447
13	Mendes, Dayana	14	32	.438
9	Davidson, Jazzy	88	215	.409
7	Milton, Yakiya	9	23	.391
6	Williams, Laura	12	32	.375
10	Samuels, Malia	15	43	.349
11	Smith, Kennedy	52	152	.342
4	Forestier, Rian	6	18	.333

**Field Goal Attempts**

##	Player	G	Att	Att/G
9	Davidson, Jazzy	13	215	16.5
11	Smith, Kennedy	13	152	11.7
25	Dunn, Kara	13	126	9.7
3	Jones, Londynn	13	123	9.5
10	Samuels, Malia	12	43	3.6

**Field Goals Made**

##	Player	G	Made	Made/G
9	Davidson, Jazzy	13	88	6.8
25	Dunn, Kara	13	57	4.4
3	Jones, Londynn	13	55	4.2
11	Smith, Kennedy	13	52	4.0
0	Iwuchukwu, Vivian	13	21	1.6

**3-Point FG Percentage**

##	Player	3FG	Att	Pct
3	Jones, Londynn	24	61	.393
25	Dunn, Kara	20	54	.370
13	Mendes, Dayana	4	12	.333
4	Forestier, Rian	5	16	.313
9	Davidson, Jazzy	21	78	.269
10	Samuels, Malia	4	15	.267
11	Smith, Kennedy	9	52	.173

**3-Point FG Attempts**

##	Player	G	Att	Att/G
9	Davidson, Jazzy	13	78	6.0
3	Jones, Londynn	13	61	4.7
25	Dunn, Kara	13	54	4.2
11	Smith, Kennedy	13	52	4.0
4	Forestier, Rian	7	16	2.3

**3-Point FG Made**

##	Player	G	Made	Made/G
3	Jones, Londynn	13	24	1.8
9	Davidson, Jazzy	13	21	1.6
25	Dunn, Kara	13	20	1.5
11	Smith, Kennedy	13	9	0.7
4	Forestier, Rian	7	5	0.7



**2025-26 Southern California Women's Basketball**  
**Category Leaders**  
**All games**

Page 2/3  
as of Dec 31, 2025

**Free Throw Percentage**

##	Player	Made	Att	Pct
3	Jones, Londynn	28	33	.848
7	Milton, Yakiya	15	19	.789
11	Smith, Kennedy	23	31	.742
25	Dunn, Kara	15	22	.682
9	Davidson, Jazzy	21	32	.656
8	Raulusaityte, Gerda	15	23	.652
0	Iwuchukwu, Vivian	10	20	.500
13	Mendes, Dayana	3	6	.500
4	Forestier, Rian	1	2	.500
6	Williams, Laura	7	15	.467
10	Samuels, Malia	5	14	.357

**Free Throw Attempts**

##	Player	G	Att	Att/G
3	Jones, Londynn	13	33	2.5
9	Davidson, Jazzy	13	32	2.5
11	Smith, Kennedy	13	31	2.4
8	Raulusaityte, Gerda	13	23	1.8
25	Dunn, Kara	13	22	1.7

**Free Throws Made**

##	Player	G	Made	Made/G
3	Jones, Londynn	13	28	2.2
11	Smith, Kennedy	13	23	1.8
9	Davidson, Jazzy	13	21	1.6
25	Dunn, Kara	13	15	1.2
8	Raulusaityte, Gerda	13	15	1.2

**Rebounds**

##	Player	G	Reb	Reb/G
9	Davidson, Jazzy	13	88	6.8
25	Dunn, Kara	13	65	5.0
11	Smith, Kennedy	13	61	4.7
8	Raulusaityte, Gerda	13	52	4.0
7	Milton, Yakiya	10	35	3.5

**Assists**

##	Player	G	Ast	Ast/G
9	Davidson, Jazzy	13	48	3.7
11	Smith, Kennedy	13	48	3.7
10	Samuels, Malia	12	29	2.4
3	Jones, Londynn	13	23	1.8
25	Dunn, Kara	13	23	1.8

**Rebounds Average**

##	Player	G	Reb	Reb/G
9	Davidson, Jazzy	13	88	6.8
25	Dunn, Kara	13	65	5.0
11	Smith, Kennedy	13	61	4.7
8	Raulusaityte, Gerda	13	52	4.0
7	Milton, Yakiya	10	35	3.5

**Steals**

##	Player	G	Stl	Stl/G
9	Davidson, Jazzy	13	25	1.9
11	Smith, Kennedy	13	24	1.8
10	Samuels, Malia	12	19	1.6
25	Dunn, Kara	13	18	1.4
3	Jones, Londynn	13	17	1.3

**Offensive Rebounds**

##	Player	G	OReb	OReb/G
25	Dunn, Kara	13	25	1.9
8	Raulusaityte, Gerda	13	24	1.8
9	Davidson, Jazzy	13	21	1.6
6	Williams, Laura	12	17	1.4
0	Iwuchukwu, Vivian	13	14	1.1

**Blocked Shots**

##	Player	G	Blk	Blk/G
9	Davidson, Jazzy	13	35	2.7
6	Williams, Laura	12	17	1.4
11	Smith, Kennedy	13	14	1.1
7	Milton, Yakiya	10	8	0.8
25	Dunn, Kara	13	4	0.3

**Defensive Rebounds**

##	Player	G	DReb	DReb/G
9	Davidson, Jazzy	13	67	5.2
11	Smith, Kennedy	13	52	4.0
25	Dunn, Kara	13	40	3.1
8	Raulusaityte, Gerda	13	28	2.2
10	Samuels, Malia	12	24	2.0

**Minutes**

##	Player	G	Min	Min/G
9	Davidson, Jazzy	13	425	32:40
11	Smith, Kennedy	13	413	31:48
25	Dunn, Kara	13	384	29:31
3	Jones, Londynn	13	303	23:20
10	Samuels, Malia	12	270	22:29

#0

# VIVIAN IWUCHUKWU

6-3 • Sophomore • Forward • Imo State, Nigeria (Montverde Academy [Fla.])



## 2024-25 SEASON

- Appeared in 19 games as a true freshman at USC
- Averaged 2.4 points and 1.6 rebounds per game
- Set career high scoring with eight points at Purdue
- Had a career-high five rebounds at Rutgers
- Scored first career collegiate basket on Nov. 12 vs. CSUN

## HIGH SCHOOL

A 2024 graduate of Montverde Academy in Florida... Helped Montverde win three national championships... Ranked as the No. 47 recruit in the nation by ESPNW... Averaged 11.4 points and 7.1 rebounds in her senior season... Averaged 7.7 points and 5.8 rebounds per game as a junior for the 26-1 national champions... Also attended Robert G. Hole High in Texas, where she also played volleyball and ran track... Was a district, area and region champion in the 200-meter dash in Texas... A 2022 Adidas Circuit runner-up, was named to the 2023 Nike EYBL All-Tournament Team, playing club for Essence AAU... Also played club for Player First and SA Finest... An honor student.

## PERSONAL

Vivian Chidera Iwuchukwu was born Nov. 15, 2005 in Killeen, Texas.... The daughter of Anastasia and Vincent Iwuchukwu... Has three siblings: Vincent Jr., Vanessa, Vernice and Venetia... Her brother, Vincent Jr., played basketball at USC and

currently plays at St. John's...Enjoys listening to music and crocheting in her free time... Lists her brother Vincent as her biggest sports hero... Has always wanted to dive off a diving board... Hopes to travel to Bora Bora... Would like to play in the WNBA after graduation and then become an interior designer... Majoring in business finance.

## 2025-26 GAME BY GAME

### #0 IWUCHUKWU, Vivian

				Total		3-Pointers		Free throws		Rebounds											
Opponent	Date	GS	MIN	FG-FGA	PCT	3FG-3FGA	PCT	FT-FTA	PCT	OFF	DEF	TOT	AVG	PF	A	TO	BLK	STL	PTS	AVG	
New Mexico St.	11/04/2025	*	13:20	2-3	.667	0-0	.000	1-4	.250	2	2	4	4.0	1	0	0	0	1	5	5.0	
vs NC State	11/09/2025		07:12	0-2	.000	0-0	.000	0-0	.000	0	3	3	3.5	2	0	0	0	0	0	2.5	
vs South Carolina	11/15/2025		16:01	3-5	.600	0-0	.000	1-3	.333	2	1	3	3.3	3	2	0	1	0	7	4.0	
Portland	11/18/2025		12:11	3-4	.750	0-0	.000	1-2	.500	2	0	2	3.0	2	0	1	0	0	7	4.8	
at Notre Dame	11/21/2025	*	16:56	0-1	.000	0-0	.000	0-0	.000	2	0	2	2.8	1	1	0	0	1	0	3.8	
Tennessee Tech	11/25/2025	*	15:48	5-6	.833	0-0	.000	1-1	1.000	1	2	3	2.8	1	1	1	0	2	11	5.0	
Pepperdine	11/28/2025	*	12:47	4-4	1.000	0-0	.000	1-1	1.000	0	0	0	2.4	0	2	1	0	0	9	5.6	
Saint Mary's (CA)	12/02/2025	*	14:07	3-5	.600	0-0	.000	3-4	.750	2	1	3	2.5	0	2	1	0	3	9	6.0	
Washington	12/07/2025	*	11:52	0-1	.000	0-0	.000	0-0	.000	1	3	4	2.7	1	0	0	0	0	0	5.3	
UConn	12/13/2025		09:24	0-1	.000	0-0	.000	0-0	.000	1	2	3	2.7	0	0	2	0	0	0	4.8	
Cal Poly	12/18/2025		09:14	0-1	.000	0-0	.000	1-2	.500	1	2	3	2.7	2	0	0	0	0	1	4.5	
vs California	12/21/2025		04:26	0-0	.000	0-0	.000	0-0	.000	0	2	2	2.7	0	0	0	0	0	0	4.1	
at Nebraska	12/29/2025		05:04	1-2	.500	0-0	.000	1-3	.333	0	1	1	2.5	0	0	0	0	0	3	4.0	
Totals		6	148:20	21-35	.600	0-0	.000	10-20	.500	14	19	33	2.5	13	8	6	1	7	52	4.0	

## Player Averages

Games Played	Minutes/ game	Points/ game	FG Pct	3FG Pct	FT Pct	Rebounds/ game	Assists/ game	Turnovers/ game	Assist/Turnover ratio	Steals/ game	Blocks/ game
13	11.4	4.0	60.0	0.0	50.0	2.5	0.6	0.5	1.3	0.5	0.1



# 2024-25 GAME BY GAME

## #0 IWUCHUKWU, Vivian

Opponent	Date	GS	MIN	Total		3-Pointers		Free throws		Rebounds										
				FG-FGA	PCT	3FG-3FGA	PCT	FT-FTA	PCT	OFF	DEF	TOT	AVG	PF	A	TO	BLK	STL	PTS	AVG
Cal Poly	11/09/2024		13:14	0-1	.000	0-0	.000	1-2	.500	3	1	4	4.0	0	2	2	1	0	1	1.0
CSUN	11/12/2024		12:08	1-1	1.000	0-0	.000	1-2	.500	0	1	1	2.5	1	0	1	0	0	3	2.0
Santa Clara	11/15/2024		07:42	1-1	1.000	0-0	.000	0-0	.000	1	2	3	2.7	1	1	0	0	0	2	2.0
vs Seton Hall	11/27/2024		10:10	1-2	.500	0-0	.000	0-0	.000	1	1	2	2.5	0	0	0	0	0	2	2.0
vs Saint Louis	11/29/2024		06:10	2-5	.400	0-0	.000	1-2	.500	0	0	0	2.0	0	0	0	0	0	5	2.6
California Baptist	12/03/2024		13:27	1-3	.333	0-0	.000	0-4	.000	0	1	1	1.8	2	0	2	0	1	2	2.5
Fresno St.	12/10/2024		09:49	1-3	.333	0-0	.000	1-2	.500	2	1	3	2.0	0	0	1	0	0	3	2.6
Elon	12/15/2024		12:16	2-4	.500	0-0	.000	0-0	.000	3	1	4	2.3	0	0	1	0	0	4	2.8
Nebraska	01/01/2025		03:35	0-1	.000	0-0	.000	0-0	.000	0	0	0	2.0	1	0	0	0	0	0	2.4
at Rutgers	01/05/2025		09:13	2-5	.400	0-0	.000	2-2	1.000	3	2	5	2.3	1	0	2	0	0	6	2.8
Penn St.	01/12/2025		06:55	0-1	.000	0-0	.000	2-4	.500	0	4	4	2.5	0	0	0	0	0	2	2.7
at Purdue	01/22/2025		08:57	3-3	1.000	0-0	.000	2-2	1.000	1	0	1	2.3	1	0	1	1	0	8	3.2
Minnesota	01/30/2025		01:55	0-0	.000	0-0	.000	0-0	.000	0	0	0	2.2	1	0	0	0	0	0	2.9
at Wisconsin	02/05/2025		06:24	1-1	1.000	0-0	.000	0-0	.000	0	0	0	2.0	3	0	0	0	0	2	2.9
Ohio St.	02/08/2025		01:41	0-0	.000	0-0	.000	0-0	.000	0	0	0	1.9	1	0	0	0	0	0	2.7
Illinois	02/23/2025		00:41	0-0	.000	0-0	.000	0-0	.000	0	0	0	1.8	0	0	0	1	0	0	2.5
at UCLA	03/01/2025		01:02	0-0	.000	0-0	.000	0-0	.000	0	0	0	1.6	0	0	0	0	0	0	2.4
UNC Greensboro	03/22/2025		05:23	1-4	.250	0-0	.000	3-3	1.000	2	0	2	1.7	0	0	0	0	0	5	2.5
Mississippi St.	03/24/2025		06:29	0-1	.000	0-0	.000	0-0	.000	0	1	1	1.6	1	0	0	0	0	0	2.4
<b>Totals</b>		<b>0</b>	<b>137:11</b>	<b>16-36</b>	<b>.444</b>	<b>0-0</b>	<b>.000</b>	<b>13-23</b>	<b>.565</b>	<b>16</b>	<b>15</b>	<b>31</b>	<b>1.6</b>	<b>13</b>	<b>3</b>	<b>10</b>	<b>3</b>	<b>1</b>	<b>45</b>	<b>2.4</b>

## Player Averages

Games Played	Minutes/game	Points/game	FG Pct	3FG Pct	FT Pct	Rebounds/game	Assists/game	Turnovers/game	Assist/Turnover ratio	Steals/game	Blocks/game
19	7.2	2.4	44.4	0.0	56.5	1.6	0.2	0.5	0.3	0.1	0.2

# CAREER HIGHS

## IWUCHUKWU, Vivian

				Field Goals		3-Point		F-Throws		Rebounds				Scoring						
SEASON	TEAM	GP-GS	MIN/AVG	FG-FGA	FG%	3FG-3FGA	3FG%	FT-FTA	FT%	OFF	DEF	TOT	AVG	PF-FO	A	TO	BLK	STL	PTS	AVG
2024-25	USC	19-0	137/7.2	16-36	.444	0-0	.000	13-23	.565	16	15	31	1.6	13-0	3	10	3	1	45	2.4
2025-26	USC	13-6	148/11.4	21-35	.600	0-0	.000	10-20	.500	14	19	33	2.5	13-0	8	6	1	7	52	4.0
<b>TOTAL</b>		<b>32-6</b>	<b>286/8.9</b>	<b>37-71</b>	<b>.521</b>	<b>0-0</b>	<b>.000</b>	<b>23-43</b>	<b>.535</b>	<b>30</b>	<b>34</b>	<b>64</b>	<b>2.0</b>	<b>26-0</b>	<b>11</b>	<b>16</b>	<b>4</b>	<b>8</b>	<b>97</b>	<b>3.0</b>

## Single Game Highs

Statistic	Value	
Points	11	vs Tennessee Tech 11/25/25
Rebounds	5	at Rutgers 01/05/25
Assists	2	4 times
Steals	3	vs Saint Mary's (CA) 12/02/25
Blocks	1	4 times
FG Made	5	vs Tennessee Tech 11/25/25
FG Attempts	6	vs Tennessee Tech 11/25/25
FT Made	3	vs UNC Greensboro 03/22/25, vs Saint Mary's (CA) 12/02/25
FT Attempts	4	4 times

#3

# LONDYNN JONES

5-4 • Senior • Guard • Riverside, Calif. (UCLA/Centennial HS)



## THIS SEASON

Londynn Jones enters her first season of competition at USC as a senior transfer.

## 2024-25 SEASON AT UCLA

- All-Big Ten Honorable Mention
- Big Ten Winter Academic Honor Roll
- Appeared in every game for the third straight season, totaling 108 consecutive games at UCLA
- Surpassed 200 career 3-pointers (206 3FGM), joining Lisa Willis, Kari Korver and Charisma Osborne as the fourth Bruin in program history to achieve that mark
- Shot 35.1 percent on 3-point attempts, making a team-leading 72 threes on the year
- Averaged 8.5 points per game, with double-digit scoring in 15 games
- With 104 makes, converted 100+ field goals for the third consecutive season
- Shot a perfect 5-for-5 from 3-point range in a win over No. 1 South Carolina on Nov. 24
- Scored a team-high 21 points on Feb. 9 at Oregon
- Went 6-of-12 from 3-point range in Big Ten semifinal win over Ohio State, finishing with a season-

high 22 points

- Scored 13 points against USC in the tournament championship game

## 2023-24 SEASON AT UCLA

- Set UCLA's single-season record for 3-pointers made (87)
- Led the Pac-12 in 3-pointers made
- Started 29 of her 34 appearances, averaging 11.8 points, 1.9 assists, 1.7 rebounds and 1.0 steals per game
- Led team in 3-point percentage at 36.6 percent (87-238 3FG)
- Set a new single-game career high with 23 points in a win over Utah on Feb. 22
- Scored in double figures 22 times as a sophomore

## 2022-23 SEASON AT UCLA

- Pac-12 All-Freshman Team
- Pac-12 Freshman of the Week
- Appeared in all 37 games
- Averaged 8.6 points per game, with double digits in 16 games
- Recorded 20+ points three times (22 vs. USC, Jan. 8; 20 vs. Arizona, Feb. 3; 20 vs. Arizona State, Feb. 5)
- Shot a team-best .897 from the free-throw line (70-for-78 FT)
- Had an explosive scoring run during Pac-12 play, scoring 250 of her 317 points in conference games and the postseason
- Was third on the team and third all-time in made 3-pointers at UCLA as a freshman with 47

## HIGH SCHOOL

Earned four varsity letters at Centennial High School... Scored 2,713 points in her high school career... Won the 2019 Wooden Award Girls' High School Player of the Year for CIFSS Division III after leading Santiago to a state title... Named the team MVP all four years... Received 2022 WBCA

High School Coaches' All-America honorable mention... Placed second overall in the He Gets Us 3-Point Championship at the American Family Insurance 2022 High School Slam Dunk & 3-Point Championships... Ranked the 22nd-best player in her class by ESPNW's HoopGurlz rankings, part of UCLA's No. 1-ranked recruiting class... Played in the 2022 Jordan Brand Classic with Bruin teammates Gabriela Jaquez and Kiki Rice... Played club ball for Cal Sparks... Led the Sparks Gold U17 team in scoring and three-point shooting percentage all four years on the team... USA Basketball: Member of the 2022 USA Basketball Women's U18 National Team... Averaged 7.2 points, 2.8 rebounds, 2 steals and a team-high 3.8 assists in 26.5 minutes per game... Helped Team USA go 6-0 at the 2022 FIBA Americas Championship, putting up 15 points, five rebounds and five steals in the finals to secure her second gold medal... Part of the 2019 U16 USA Basketball Women's National Team... Averaged 11.5 points and 3.2 rebounds en route to a 6-0 record and a gold medal.

## PERSONAL

Born in Loma Linda, Calif., daughter of Tony and Alesia Jones... Has two older sisters, Paris and Dalis, who both played Division I college basketball... Lists Kyrie Irving, Isaiah Thomas, Kobe Bryant and Allen Iverson as the professional athletes she most looks up to... Describes her greatest athletic achievement to date as winning two gold medals with Team USA... Favorite hobbies include spending time with family, going to the beach, and watching movies... Can apply eye-lashes at a professional level... After graduation, she wants to play professional basketball and own a business... Majoring in sociology at USC.

## 2025-26 GAME BY GAME

## #3 JONES, Londynn

Opponent	Date	GS	MIN	Total		3-Pointers		Free throws		Rebounds				PF	A	TO	BLK	STL	PTS	AVG
				FG-FGA	PCT	3FG-3FGA	PCT	FT-FTA	PCT	OFF	DEF	TOT	AVG							
New Mexico St.	11/04/2025		18:21	6-11	.545	0-3	.000	4-4	1.000	2	1	3	3.0	1	3	1	0	2	16	16.0
vs NC State	11/09/2025		26:17	6-14	.429	4-9	.444	3-4	.750	0	4	4	3.5	1	3	1	1	0	19	17.5
vs South Carolina	11/15/2025		28:48	2-10	.200	0-4	.000	0-0	.000	0	2	2	3.0	1	2	1	0	1	4	13.0
Portland	11/18/2025		23:05	4-12	.333	4-7	.571	0-0	.000	2	1	3	3.0	2	1	2	0	0	12	12.8
at Notre Dame	11/21/2025		13:08	0-3	.000	0-0	.000	0-0	.000	0	0	0	2.4	2	2	3	0	1	0	10.2
Tennessee Tech	11/25/2025		23:48	7-9	.778	4-4	1.000	2-2	1.000	0	0	0	2.0	4	2	3	0	0	20	11.8
Pepperdine	11/28/2025	*	25:45	2-8	.250	0-4	.000	2-2	1.000	0	1	1	1.9	2	5	0	0	0	6	11.0
Saint Mary's (CA)	12/02/2025		20:38	5-12	.417	3-7	.429	4-5	.800	0	0	0	1.6	2	0	3	0	4	17	11.8
Washington	12/07/2025		23:20	3-6	.500	0-2	.000	0-0	.000	0	1	1	1.6	2	3	3	0	1	6	11.1
UConn	12/13/2025		25:33	3-10	.300	0-6	.000	8-9	.889	0	2	2	1.6	0	0	4	0	0	14	11.4
Cal Poly	12/18/2025		23:10	11-16	.688	5-8	.625	1-1	1.000	1	1	2	1.6	1	0	0	1	4	28	12.9
vs California	12/21/2025		20:47	2-4	.500	1-2	.500	2-4	.500	0	1	1	1.6	4	1	2	0	1	7	12.4
at Nebraska	12/29/2025	*	30:46	4-8	.500	3-5	.600	2-2	1.000	0	0	0	1.5	2	1	4	0	3	13	12.5
<b>Totals</b>		<b>2</b>	<b>303:26</b>	<b>55-123</b>	<b>.447</b>	<b>24-61</b>	<b>.393</b>	<b>28-33</b>	<b>.848</b>	<b>5</b>	<b>14</b>	<b>19</b>	<b>1.5</b>	<b>24</b>	<b>23</b>	<b>27</b>	<b>2</b>	<b>17</b>	<b>162</b>	<b>12.5</b>

## Player Averages

Games Played	Minutes/game	Points/game	FG Pct	3FG Pct	FT Pct	Rebounds/game	Assists/game	Turnovers/game	Assist/Turnover ratio	Steals/game	Blocks/game
13	23.3	12.5	44.7	39.3	84.8	1.5	1.8	2.1	0.9	1.3	0.2



## 2024-25 GAME BY GAME

Date	Team	Opp	Type	Result	GS	MP	FG	FGA	FG%	3P	3PA	3P%	2P	2PA	2P%	eFG%	FT	FTA	FT%	ORB	DRB	TRB	AST	STL	BLK	TOV	PF	PTS	GmSc
2024-11-04	UCLA	N Louisville	REG (Non-Conf)	W 66-59	*	33	3	13	.231	3	8	.375	0	5	.000	.346	4	4	1.000	0	0	0	4	0	1	1	1	13	7.2
2024-11-10	UCLA	Colgate	REG (Non-Conf)	W 81-63	*	35	4	10	.400	2	5	.400	2	5	.400	.500	2	2	1.000	0	0	0	7	4	1	4	3	12	11.0
2024-11-12	UCLA	Pepperdine	REG (Non-Conf)	W 91-54	*	20	1	7	.143	1	6	.167	0	1	.000	.214	0	0		0	0	0	1	0	0	2	2	3	-3.6
2024-11-17	UCLA	Arkansas	REG (Non-Conf)	W 101-52		24	1	10	.100	0	6	.000	1	4	.250	.100	1	2	.500	2	0	2	1	0	1	0	1	3	-1.6
2024-11-24	UCLA	South Carolina	REG (Non-Conf)	W 77-62		19	5	7	.714	5	5	1.000	0	2	.000	1.071	0	0		0	2	2	0	3	0	2	1	15	13.3
2024-11-29	UCLA	N UT Martin	REG (Non-Conf)	W 97-37	*	20	3	7	.429	3	7	.429	0	0		.643	2	2	1.000	0	0	0	2	0	0	0	1	11	8.3
2024-11-30	UCLA	N Fresno State	REG (Non-Conf)	W 97-41	*	21	2	9	.222	1	7	.143	1	2	.500	.278	0	0		0	3	3	1	1	0	2	1	5	-0.3
2024-12-01	UCLA	@ Hawaii	REG (Non-Conf)	W 70-49	*	23	0	6	.000	0	3	.000	0	3	.000	.000	2	2	1.000	1	1	2	1	0	0	0	1	2	-0.9
2024-12-08	UCLA	@ Washington	REG (Conf)	W 73-62	*	19	1	5	.200	1	2	.500	0	3	.000	.300	0	0		0	1	1	2	1	0	1	2	3	0.8
2024-12-14	UCLA	@ Long Beach State	REG (Non-Conf)	W 102-51	*	29	1	9	.111	1	8	.125	0	1	.000	.167	0	0		0	2	2	9	3	0	5	2	3	1.2
2024-12-16	UCLA	Cal Poly	REG (Non-Conf)	W 69-37	*	30	4	9	.444	2	5	.400	2	4	.500	.556	2	2	1.000	1	1	2	0	2	0	3	1	12	6.9
2024-12-20	UCLA	N Creighton	REG (Non-Conf)	W 70-41		24	2	7	.286	1	4	.250	1	3	.333	.357	0	0		0	0	0	0	0	0	1	2	5	-0.9
2024-12-29	UCLA	Nebraska	REG (Conf)	W 91-54		24	3	5	.600	1	3	.333	2	2	1.000	.700	4	8	.500	0	0	0	1	0	0	5	2	11	2.0
2025-01-01	UCLA	Michigan	REG (Conf)	W 86-70		24	4	6	.667	4	6	.667	0	0		1.000	1	2	.500	0	1	1	0	0	0	1	2	13	8.5
2025-01-04	UCLA	@ Indiana	REG (Conf)	W 73-62		29	2	6	.333	1	4	.250	1	2	.500	.417	0	0		0	2	2	4	1	1	2	2	5	3.9
2025-01-07	UCLA	@ Purdue	REG (Conf)	W 83-49	*	25	3	7	.429	3	5	.600	0	2	.000	.643	0	0		0	1	1	2	0	0	1	4	9	4.4
2025-01-15	UCLA	Penn State	REG (Conf)	W 83-67	*	22	3	12	.250	3	9	.333	0	3	.000	.375	0	0		0	1	1	3	0	0	1	0	9	3.2
2025-01-20	UCLA	N Baylor	REG (Non-Conf)	W 72-57	*	27	1	8	.125	1	6	.167	0	2	.000	.188	2	2	1.000	0	3	3	3	1	0	2	2	5	1.0
2025-01-23	UCLA	@ Rutgers	REG (Conf)	W 84-66	*	26	4	9	.444	4	8	.500	0	1	.000	.667	0	0		1	0	1	2	0	0	0	4	12	7.8
2025-01-26	UCLA	@ Maryland	REG (Conf)	W 82-67	*	19	2	4	.500	2	4	.500	0	0		.750	0	0		0	0	0	2	1	0	2	3	6	3.2
2025-02-02	UCLA	Minnesota	REG (Conf)	W 79-53	*	24	5	10	.500	3	6	.500	2	4	.500	.650	0	0		0	1	1	1	2	0	1	0	13	10.0
2025-02-05	UCLA	Ohio State	REG (Conf)	W 65-52	*	15	1	5	.200	1	4	.250	0	1	.000	.300	0	0		0	1	1	0	0	0	2	4	3	-3.4
2025-02-09	UCLA	@ Oregon	REG (Conf)	W 62-52	*	30	6	10	.600	5	7	.714	1	3	.333	.850	4	5	.800	0	2	2	1	2	0	2	4	21	15.7
2025-02-13	UCLA	@ Southern California	REG (Conf)	L 60-71	*	34	3	10	.300	1	4	.250	2	6	.333	.350	0	0		1	2	3	2	0	0	2	3	7	0.7
2025-02-16	UCLA	Michigan State	REG (Conf)	W 75-69	*	29	2	9	.222	1	6	.167	1	3	.333	.278	0	0		0	0	0	2	1	0	1	1	5	0.5
2025-02-20	UCLA	Illinois	REG (Conf)	W 70-55	*	23	3	4	.750	1	2	.500	2	2	1.000	.875	2	2	1.000	0	0	0	1	2	0	0	4	9	8.5
2025-02-23	UCLA	@ Iowa	REG (Conf)	W 67-65	*	29	2	9	.222	1	6	.167	1	3	.333	.278	2	2	1.000	1	0	1	2	0	0	2	3	7	0.4
2025-02-26	UCLA	@ Wisconsin	REG (Conf)	W 91-61	*	21	5	10	.500	3	8	.375	2	2	1.000	.650	0	0		0	2	2	2	1	0	1	2	13	9.2
2025-03-01	UCLA	Southern California	REG (Conf)	L 67-80	*	27	5	13	.385	2	8	.250	3	5	.600	.462	0	0		1	1	2	2	3	0	0	0	12	10.3
Date	Team	Opp	Type	Result	GS	MP	FG	FGA	FG%	3P	3PA	3P%	2P	2PA	2P%	eFG%	FT	FTA	FT%	ORB	DRB	TRB	AST	STL	BLK	TOV	PF	PTS	GmSc
2025-03-07	UCLA	N Nebraska	CTOURN	W 85-74	*	22	0	6	.000	0	6	.000	0	0		.000	0	0		0	0	0	2	0	1	1	1	0	-3.5
2025-03-08	UCLA	N Ohio State	CTOURN	W 75-46	*	31	8	16	.500	6	12	.500	2	4	.500	.688	0	0		0	1	1	1	0	0	2	3	22	11.8
2025-03-09	UCLA	N Southern California	CTOURN	W 72-67	*	28	3	6	.500	3	4	.750	0	2	.000	.750	4	4	1.000	0	0	0	3	1	0	6	4	13	5.5
Date	Team	Opp	Type	Result	GS	MP	FG	FGA	FG%	3P	3PA	3P%	2P	2PA	2P%	eFG%	FT	FTA	FT%	ORB	DRB	TRB	AST	STL	BLK	TOV	PF	PTS	GmSc
2025-03-21	UCLA	Southern	ROUND-64	W 84-46	*	26	5	11	.455	1	4	.250	4	7	.571	.500	0	0		0	1	1	1	1	0	3	2	11	3.5
2025-03-23	UCLA	Richmond	ROUND-32	W 84-67	*	29	2	8	.250	2	6	.333	0	2	.000	.375	0	0		0	0	0	1	0	0	1	1	6	0.5
2025-03-28	UCLA	N Ole Miss	ROUND-16	W 76-62	*	30	3	8	.375	2	5	.400	1	3	.333	.500	1	2	.500	0	1	1	1	1	0	3	5	9	1.2
2025-03-30	UCLA	N Louisiana State	ROUND-8	W 72-65	*	27	2	8	.250	1	5	.200	1	3	.333	.313	0	0		0	3	3	0	1	0	1	2	5	0.3
2025-04-04	UCLA	N Connecticut	NATIONAL-SEMI	L 51-85	*	15	0	1	.000	0	1	.000	0	0		.000	0	0		0	0	0	0	0	0	3	2	0	-4.5
				34-3	31	933	104	300	.347	72	205	.351	32	95	.337	.467	33	41	.805	8	33	41	67	32	5	66	78	313	3.8

## CAREER HIGHS

### JONES, Londynn

				Field Goals		3-Point		F-Throws		Rebounds								Scoring		
SEASON	TEAM	GP-GS	MIN/AVG	FG-FGA	FG%	3FG-3FGA	3FG%	FT-FTA	FT%	OFF	DEF	TOT	AVG	PF-FO	A	TO	BLK	STL	PTS	AVG
2022-23	UCLA	37-0	736/19.9	100-276	.362	47-133	.353	70-78	.897	15	35	50	1.4	73-0	32	37	3	23	317	8.6
2023-24	UCLA	34-29	934/27.5	132-359	.368	87-238	.366	51-63	.810	17	42	59	1.7	65-1	66	67	6	35	402	11.8
2024-25	UCLA	37-31	932/25.2	104-300	.347	72-205	.351	33-41	.805	8	33	41	1.1	78-1	67	66	5	32	313	8.5
2025-26	USC	13-2	303/23.3	55-123	.447	24-61	.393	28-33	.848	5	14	19	1.5	24-0	23	27	2	17	162	12.5
TOTAL FOR USC		13-2	303/23.3	55-123	.447	24-61	.393	28-33	.848	5	14	19	1.5	24-0	23	27	2	17	162	12.5
TOTAL		121-62	2905/24.0	391-1058	.370	230-637	.361	182-215	.847	45	124	169	1.4	240-2	188	197	16	107	1194	9.9

### Single Game Highs

Statistic	Value	
Points	28	vs Cal Poly 12/18/25
Rebounds	7	vs Southern California 12/30/23
Assists	9	at Long Beach St. 12/14/24
Steals	6	vs Hawaii 12/21/23
Blocks	1	16 times
FG Made	11	vs Cal Poly 12/18/25
FG Attempts	18	at Oregon 02/18/24
3FG Made	7	vs Utah 02/22/24
3FG Attempts	14	vs LSU 03/30/24
FT Made	8	vs Southern California 01/08/23, vs UConn 12/13/25
FT Attempts	9	vs Southern California 01/08/23, vs UConn 12/13/25

# #4 RIAN FORESTIER

5-11 • Sophomore • Guard • Helotes, Texas (Brandeis HS)



## THIS SEASON

Rian Forestier enters her second season at USC as a sophomore.

## 2024-25 SEASON

- Appeared in 16 games as a true freshman at USC
- Averaged 1.3 points per game
- Set career high scoring with six points vs. CSUN

- Also scored six points vs. Fresno State
- Hit first career 3-pointers with a 2-for-2 effort from beyond the arc vs. Fresno State
- Scored first career collegiate basket in USC's season opener on Nov. 9 vs. Cal Poly

## HIGH SCHOOL

A 2024 graduate of Louis D. Brandeis High in San Antonio, Texas... A two-time district MVP and four-time all-state honoree... Also a four-time all-district first team selection... Named San Antonio Player of the Year... Finished high school career with 2,501 career points and a school-record 1,311 rebounds... Led the nation at the 6A level with 31 double-doubles in senior season... Averaged 25.8 points and 13.9 rebounds per game as a senior... Set career highs with 62 points scored in one game and a school-record 22 rebounds in another... Also set a school record with 539 career assists... Finished Brandeis career averaging 20.7 points, 10.8 rebounds, 4.8 steals and 2.7 blocks per game... Also played volleyball and ran track... Played club for SA Finest and Player First... Participated in Adidas Euro-camp, winning the championship with her USA team... An honor student... Earned Texas State Board of Education's Student Hero Award for her founding of the

nonprofit 4WARD.

## PERSONAL

Rian Rose Forestier was born April 17, 2006 in Helotes, Texas.... The daughter of Denise Forestier and Yamilet Garcia... Has one sibling, Trey... Enjoys sleeping, shopping and working out in her free time... Lists her mom as her biggest sports hero... Both her parents played collegiate sports: Denise Forestier played basketball at Texas, and Yamilet Garcia played volleyball at Angelo State... Has always wanted to learn how to cook... Hopes to travel to Greece and Turks and Caicos... Founded a nonprofit organization, 4WARD, which raises money to provide under-resourced middle school female athletes with new basketball shoes... Majoring in business.

## 2025-26 GAME BY GAME

### #4 FORESTIER, Rian

Opponent	Date	GS	MIN	Total		3-Pointers		Free throws		Rebounds				PF	A	TO	BLK	STL	PTS	AVG
				FG-FGA	PCT	3FG-3FGA	PCT	FT-FTA	PCT	OFF	DEF	TOT	AVG							
New Mexico St.	11/04/2025		08:05	1-1	1.000	1-1	1.000	0-0	.000	0	0	0	0.0	0	1	1	0	0	3	3.0
Portland	11/18/2025		04:15	1-2	.500	1-2	.500	0-0	.000	0	0	0	0.0	0	0	0	0	0	3	3.0
Tennessee Tech	11/25/2025		10:24	2-3	.667	1-2	.500	1-2	.500	0	1	1	0.3	1	1	0	0	1	6	4.0
Pepperdine	11/28/2025		11:50	2-5	.400	2-5	.400	0-0	.000	1	3	4	1.3	0	2	0	0	0	6	4.5
Saint Mary's (CA)	12/02/2025		10:00	0-1	.000	0-1	.000	0-0	.000	0	1	1	1.2	0	1	0	0	0	0	3.6
UConn	12/13/2025		02:14	0-0	.000	0-0	.000	0-0	.000	0	0	0	1.0	0	0	1	0	0	0	3.0
Cal Poly	12/18/2025		09:15	0-6	.000	0-5	.000	0-0	.000	0	0	0	0.9	0	0	0	0	0	0	2.6
<b>Totals</b>		<b>0</b>	<b>56:03</b>	<b>6-18</b>	<b>.333</b>	<b>5-16</b>	<b>.313</b>	<b>1-2</b>	<b>.500</b>	<b>1</b>	<b>5</b>	<b>6</b>	<b>0.9</b>	<b>1</b>	<b>5</b>	<b>2</b>	<b>0</b>	<b>1</b>	<b>18</b>	<b>2.6</b>

### Player Averages

Games Played	Minutes/game	Points/game	FG Pct	3FG Pct	FT Pct	Rebounds/game	Assists/game	Turnovers/game	Assist/Turnover ratio	Steals/game	Blocks/game
7	8.0	2.6	33.3	31.3	50.0	0.9	0.7	0.3	2.5	0.1	0.0



# 2024-25 GAME BY GAME

## #4 FORESTIER, Rian

Opponent	Date	GS	MIN	Total		3-Pointers		Free throws		Rebounds				Points							
				FG-FGA	PCT	3FG-3FGA	PCT	FT-FTA	PCT	OFF	DEF	TOT	AVG	PF	A	TO	BLK	STL	PTS	AVG	
Cal Poly	11/09/2024		05:19	2-4	.500	0-0	.000	0-0	.000	1	1	2	2.0	1	0	0	0	0	4	4.0	
CSUN	11/12/2024		08:37	3-5	.600	0-2	.000	0-0	.000	1	1	2	2.0	2	0	0	0	0	6	5.0	
Santa Clara	11/15/2024		02:18	0-0	.000	0-0	.000	1-2	.500	0	0	0	1.3	0	0	0	0	0	1	3.7	
vs Seton Hall	11/27/2024		02:38	0-1	.000	0-0	.000	0-0	.000	1	0	1	1.3	0	1	0	0	0	0	2.8	
vs Saint Louis	11/29/2024		03:41	0-0	.000	0-0	.000	0-0	.000	0	1	1	1.2	0	1	0	1	0	0	2.2	
California Baptist	12/03/2024		04:23	0-1	.000	0-0	.000	0-0	.000	1	0	1	1.2	1	0	0	0	0	0	1.8	
Fresno St.	12/10/2024		04:43	2-3	.667	2-2	1.000	0-0	.000	0	0	0	1.0	0	0	0	0	0	6	2.4	
Elon	12/15/2024		03:16	1-2	.500	0-1	.000	0-2	.000	0	0	0	0.9	0	1	0	0	0	2	2.4	
Nebraska	01/01/2025		02:19	0-0	.000	0-0	.000	0-0	.000	0	0	0	0.8	0	0	1	0	0	0	2.1	
at Rutgers	01/05/2025		02:17	0-2	.000	0-1	.000	0-0	.000	0	0	0	0.7	0	0	0	0	0	0	1.9	
Penn St.	01/12/2025		02:49	0-0	.000	0-0	.000	0-0	.000	0	1	1	0.7	1	0	0	0	0	0	1.7	
at Purdue	01/22/2025		02:35	0-2	.000	0-2	.000	0-0	.000	0	0	0	0.7	0	0	1	0	1	0	1.6	
Illinois	02/23/2025		00:41	0-0	.000	0-0	.000	0-0	.000	0	1	1	0.7	0	0	0	0	0	0	1.5	
at UCLA	03/01/2025		01:02	0-0	.000	0-0	.000	0-0	.000	0	0	0	0.6	0	0	1	0	0	0	1.4	
UNC Greensboro	03/22/2025		02:39	0-0	.000	0-0	.000	0-0	.000	0	1	1	0.7	1	1	0	0	0	0	1.3	
Mississippi St.	03/24/2025		02:25	0-0	.000	0-0	.000	1-2	.500	0	0	0	0.6	0	0	0	0	0	1	1.3	
Totals		0	51:42	8-20	.400	2-8	.250	2-6	.333	4	6	10	0.6	6	4	3	1	1	20	1.3	

## Player Averages

Games Played	Minutes/game	Points/game	FG Pct	3FG Pct	FT Pct	Rebounds/game	Assists/game	Turnovers/game	Assist/Turnover ratio	Steals/game	Blocks/game
16	3.2	1.3	40.0	25.0	33.3	0.6	0.3	0.2	1.3	0.1	0.1

# CAREER HIGHS

## FORESTIER, Rian

				Field Goals		3-Point		F-Throws		Rebounds									Scoring	
SEASON	TEAM	GP-GS	MIN/AVG	FG-FGA	FG%	3FG-3FGA	3FG%	FT-FTA	FT%	OFF	DEF	TOT	AVG	PF-FO	A	TO	BLK	STL	PTS	AVG
2024-25	USC	16-0	52/3.2	8-20	.400	2-8	.250	2-6	.333	4	6	10	0.6	6-0	4	3	1	1	20	1.3
2025-26	USC	7-0	56/8.0	6-18	.333	5-16	.313	1-2	.500	1	5	6	0.9	1-0	5	2	0	1	18	2.6
TOTAL		23-0	108/4.7	14-38	.368	7-24	.292	3-8	.375	5	11	16	0.7	7-0	9	5	1	2	38	1.7

## Single Game Highs

Statistic	Value	
Points	6	4 times
Rebounds	4	vs Pepperdine 11/28/25
Assists	2	vs Pepperdine 11/28/25
Steals	1	at Purdue 01/22/25, vs Tennessee Tech 11/25/25
Blocks	1	vs Saint Louis 11/29/24
FG Made	3	vs CSUN 11/12/24
FG Attempts	6	vs Cal Poly 12/18/25
3FG Made	2	vs Fresno St. 12/10/24, vs Pepperdine 11/28/25
3FG Attempts	5	vs Pepperdine 11/28/25, vs Cal Poly 12/18/25
FT Made	1	vs Santa Clara 11/15/24, vs Tennessee Tech 11/25/25, vs Mississippi St. 03/24/25
FT Attempts	2	4 times

# #6 LAURA WILLIAMS

6-1 • Sophomore • Forward • Tampa, Fla. (St. Paul VI Catholic HS [Va.])



## THIS SEASON

Laura Williams enters her first season of competition at USC as a redshirt freshman.

## 2024-25 SEASON

• Redshirted first season at USC due to injury.

## HIGH SCHOOL

A 2024 graduate of St. Paul VI Catholic High in Chantilly, Va., was the top-ranked player out of Virginia... Named conference player of the year and first team All-Met... Scored over 1,000 points in her career... Earned First Team All-State honors... Playing club for Fairfax Stars, averaged 11.8 points and 5.9 rebounds per game with at the 2023 summer Nike EYBL circuit... An honor student.

## PERSONAL

Laura Beatrice Williams was born Dec. 19, 2005 in Tampa, Fla.... The daughter of Raunda and Doug Williams... Has one sibling, Lee... Her father played col-

legiate football at Grambling State and in the NFL, where he would become the first Black quarterback to start and win a Super Bowl while with the Washington Redskins... He also was named MVP of Super Bowl XXII in 1988... Her mother also attended Grambling State, where she was a scholarship golfer and dancer... Enjoys reading in her free time... Lists A'ja Wilson as her biggest sports hero... Hopes to travel to Jamaica... Would like to play professionally after graduation... Majoring in psychology and hopes to pursue a career as a sports psychologist.

## 2025-26 GAME BY GAME

### #6 WILLIAMS, Laura

Opponent	Date	GS	MIN	Total		3-Pointers		Free throws		Rebounds				PF	A	TO	BLK	STL	PTS	AVG
				FG-FGA	PCT	3FG-3FGA	PCT	FT-FTA	PCT	OFF	DEF	TOT	AVG							
New Mexico St.	11/04/2025		09:48	1-3	.333	0-0	.000	2-5	.400	2	1	3	3.0	2	0	1	1	0	4	4.0
vs NC State	11/09/2025		04:45	2-2	1.000	0-0	.000	0-0	.000	2	0	2	2.5	1	0	0	0	1	4	4.0
vs South Carolina	11/15/2025		06:58	1-4	.250	0-0	.000	1-2	.500	1	3	4	3.0	2	0	0	1	0	3	3.7
Portland	11/18/2025		06:20	0-0	.000	0-0	.000	0-0	.000	0	1	1	2.5	1	0	1	0	0	0	2.8
Tennessee Tech	11/25/2025		13:11	0-3	.000	0-0	.000	0-0	.000	0	3	3	2.6	0	0	1	4	0	0	2.2
Pepperdine	11/28/2025		11:24	1-1	1.000	0-0	.000	0-0	.000	0	1	1	2.3	3	1	2	1	0	2	2.2
Saint Mary's (CA)	12/02/2025		08:16	0-1	.000	0-0	.000	3-4	.750	1	1	2	2.3	0	0	0	0	0	3	2.3
Washington	12/07/2025		02:15	1-4	.250	0-0	.000	1-2	.500	2	1	3	2.4	0	0	0	1	0	3	2.4
UConn	12/13/2025		05:59	1-2	.500	0-0	.000	0-0	.000	1	1	2	2.3	0	1	0	2	0	2	2.3
Cal Poly	12/18/2025		12:12	4-5	.800	0-0	.000	0-0	.000	2	3	5	2.6	1	0	1	3	0	8	2.9
vs California	12/21/2025		18:10	1-6	.167	0-0	.000	0-0	.000	2	1	3	2.6	5	0	0	4	1	2	2.8
at Nebraska	12/29/2025		09:10	0-1	.000	0-0	.000	0-2	.000	4	0	4	2.8	2	1	0	0	0	0	2.6
<b>Totals</b>		<b>0</b>	<b>108:28</b>	<b>12-32</b>	<b>.375</b>	<b>0-0</b>	<b>.000</b>	<b>7-15</b>	<b>.467</b>	<b>17</b>	<b>16</b>	<b>33</b>	<b>2.8</b>	<b>17</b>	<b>3</b>	<b>6</b>	<b>17</b>	<b>2</b>	<b>31</b>	<b>2.6</b>

### Player Averages

Games Played	Minutes/game	Points/game	FG Pct	3FG Pct	FT Pct	Rebounds/game	Assists/game	Turnovers/game	Assist/Turnover ratio	Steals/game	Blocks/game
12	9.0	2.6	37.5	0.0	46.7	2.8	0.3	0.5	0.5	0.2	1.4

## CAREER

### WILLIAMS, Laura

SEASON	TEAM	GP-GS	MIN/AVG	Field Goals		3-Point		F-Throws		Rebounds				Scoring						
				FG-FGA	FG%	3FG-3FGA	3FG%	FT-FTA	FT%	OFF	DEF	TOT	AVG	PF-FO	A	TO	BLK	STL	PTS	AVG
2025-26	USC	12-0	108/9.0	12-32	.375	0-0	.000	7-15	.467	17	16	33	2.8	17-1	3	6	17	2	31	2.6
<b>TOTAL</b>		<b>12-0</b>	<b>108/9.0</b>	<b>12-32</b>	<b>.375</b>	<b>0-0</b>	<b>.000</b>	<b>7-15</b>	<b>.467</b>	<b>17</b>	<b>16</b>	<b>33</b>	<b>2.8</b>	<b>17-1</b>	<b>3</b>	<b>6</b>	<b>17</b>	<b>2</b>	<b>31</b>	<b>2.6</b>

### Single Game Highs

Statistic	Value
Points	8 vs Cal Poly 12/18/25
Rebounds	5 vs Cal Poly 12/18/25
Assists	1 vs Pepperdine 11/28/25, vs UConn 12/13/25, at Nebraska 12/29/25
Steals	1 vs California 12/21/25, vs NC State 11/09/25
Blocks	4 vs Tennessee Tech 11/25/25, vs California 12/21/25
FG Made	4 vs Cal Poly 12/18/25
FG Attempts	6 vs California 12/21/25
FT Made	3 vs Saint Mary's (CA) 12/02/25
FT Attempts	5 vs New Mexico St. 11/04/25

#7

## YAKIYA MILTON

6-5 • Junior • Forward • Jacksonville, Fla. (Auburn/Mandarin HS)

**THIS SEASON**

Yakiya Milton enters her first season of competition at USC as a junior transfer.

**2024-25 SEASON AT AUBURN**

- SEC Academic Honor Roll

- Missed first 11 games of season with injury
- Appeared in 19 games with one start
- Averaged 1.9 points, 2.3 rebounds and 0.5 blocks in 11.0 minutes per game
- Scored a season-high six points along with six rebounds and three blocks in season debut vs. Alabama State (12/21)
- Career-high seven rebounds, two assists at Oklahoma (2/10)

**2023-24 SEASON AT AUBURN**

- Appeared in 25 games with two starts
- Averaged 1.4 points, 2.0 rebounds and 0.8 blocks in 11.1 minutes per game
- Shot 38.9% from the field (14-36)
- Set career high with eight points vs. Arizona in the NCAA Tournament (3/8)
- Matched season bests with four rebounds and two blocks while playing season-high 17 minutes in a win over Texas A&M (2/25)
- First collegiate field goal was vs. UAB, along with a season-best four rebounds (12/3)
- Had two blocks, two rebounds and scored first collegiate point in return to home state at UCF (11/20)

**HIGH SCHOOL**

Graduated from Mandarin HS in Jacksonville, Fla.... Was a two-time all-conference selection... All-First

Coast team... Ranked eighth in the state of Florida in blocks... All-time leader at Mandarin HS in blocks and rebounds... Helped team to state Final Four appearance... Averaged 11.0 points, 10.0 rebounds and 4.0 blocks per game... Also played volleyball... Her cousin, Kyle Davis, was a men's basketball player at Auburn from 2000-04.

**PERSONAL**

Yakiya "Kai" Elon Milton was born Feb. 14, 2006, in Jacksonville, Florida... Enjoys thrifting in her free time... Aspires to play professional basketball and own her own clothing store after graduation... Majoring in communication at USC.

**2025-26 GAME BY GAME****#7 MILTON, Yakiya**

Opponent	Date	GS	MIN	Total		3-Pointers		Free throws		Rebounds				PF	A	TO	BLK	STL	PTS	AVG
				FG-FGA	PCT	3FG-3FGA	PCT	FT-FTA	PCT	OFF	DEF	TOT	AVG							
New Mexico St.	11/04/2025		08:37	2-3	.667	0-0	.000	2-2	1.000	1	1	2	2.0	2	0	0	0	0	6	6.0
vs NC State	11/09/2025		04:51	0-0	.000	0-0	.000	0-0	.000	1	0	1	1.5	0	1	0	0	0	0	3.0
vs South Carolina	11/15/2025		06:11	0-0	.000	0-0	.000	0-0	.000	0	0	0	1.0	0	0	0	0	0	0	2.0
Portland	11/18/2025		12:01	2-9	.222	0-0	.000	2-2	1.000	5	7	12	3.8	2	1	2	1	2	6	3.0
at Notre Dame	11/21/2025		05:09	0-0	.000	0-0	.000	0-0	.000	0	2	2	3.4	0	0	1	0	0	0	2.4
Tennessee Tech	11/25/2025		09:56	2-3	.667	0-0	.000	3-5	.600	3	3	6	3.8	4	0	1	3	0	7	3.2
Pepperdine	11/28/2025		06:44	1-5	.200	0-0	.000	0-0	.000	1	1	2	3.6	0	0	0	0	0	2	3.0
Saint Mary's (CA)	12/02/2025		08:37	1-1	1.000	0-0	.000	4-4	1.000	0	1	1	3.3	1	0	1	0	1	6	3.4
UConn	12/13/2025		05:00	0-0	.000	0-0	.000	0-0	.000	0	1	1	3.0	2	0	1	0	0	0	3.0
Cal Poly	12/18/2025		09:37	1-2	.500	0-0	.000	4-6	.667	2	6	8	3.5	0	0	0	4	0	6	3.3
<b>Totals</b>		<b>0</b>	<b>76:43</b>	<b>9-23</b>	<b>.391</b>	<b>0-0</b>	<b>.000</b>	<b>15-19</b>	<b>.789</b>	<b>13</b>	<b>22</b>	<b>35</b>	<b>3.5</b>	<b>11</b>	<b>2</b>	<b>6</b>	<b>8</b>	<b>3</b>	<b>33</b>	<b>3.3</b>

**Player Averages**

Games Played	Minutes/game	Points/game	FG Pct	3FG Pct	FT Pct	Rebounds/game	Assists/game	Turnovers/game	Assist/Turnover ratio	Steals/game	Blocks/game
10	7.7	3.3	39.1	0.0	78.9	3.5	0.2	0.6	0.3	0.3	0.8



## 2024-25 GAME BY GAME

tm	Date	Team	Opp	Type	Result	GS	MP	FG	FGA	FG%	3P	3PA	2P	2PA	2P%	eFG%	FT	FTA	FT%	ORB	DRB	TRB	AST	STL	BLK	TOV	PF	PTS	GmSc	
12	2024-12-21	Auburn	Alabama State	REG (Non-Conf)	W 83-40		26	1	2	.500	0	0	1	2	.500	.500	4	6	.667	2	4	6	0	0	3	3	4	6	4.3	
13	2024-12-29	Auburn	Norfolk State	REG (Non-Conf)	L 57-63	*	20	2	5	.400	0	0	2	5	.400	.400	0	0		3	2	5	0	0	1	0	1	4	4.3	
14	2025-01-02	Auburn	Ole Miss	REG (Conf)	L 58-85		7	0	0		0	0	0	0			0	0		1	2	3	1	0	0	1	1	0	0.6	
15	2025-01-05	Auburn @	Louisiana State	REG (Conf)	L 63-73		11	1	1	1.000	0	0	1	1	1.000	1.000	0	0		1	0	1	0	0	0	1	1	2	1.0	
16	2025-01-09	Auburn	Arkansas	REG (Conf)	L 58-59		6	1	1	1.000	0	0	1	1	1.000	1.000	0	0		0	1	1	0	0	0	0	0	2	2.0	
17	2025-01-12	Auburn @	Kentucky	REG (Conf)	L 61-80		5	0	1	.000	0	0	0	1	.000	.000	0	0		1	2	3	0	0	0	0	1	0	0.2	
18	2025-01-16	Auburn	Texas	REG (Conf)	L 57-74		24	2	6	.333	0	0	2	6	.333	.333	2	2	1.000	2	2	4	0	0	2	2	4	6	2.4	
19	2025-01-19	Auburn	Missouri	REG (Conf)	W 75-60		9	0	1	.000	0	0	0	1	.000	.000	0	0		0	1	1	0	0	0	0	3	0	-1.6	
20	2025-01-23	Auburn @	Mississippi State	REG (Conf)	L 56-96		5	0	1	.000	0	0	0	1	.000	.000	0	0		0	1	1	1	0	0	1	0	0	-0.7	
21	2025-01-26	Auburn	Florida	REG (Conf)	W 74-51		11	1	1	1.000	0	0	1	1	1.000	1.000	0	0		0	0	0	0	0	1	0	2	2	1.6	
22	2025-02-02	Auburn @	South Carolina	REG (Conf)	L 66-83		5	0	1	.000	0	0	0	1	.000	.000	0	0		0	0	0	0	0	0	1	1	0	-2.1	
23	2025-02-06	Auburn	Texas A&M	REG (Conf)	W 65-52		15	2	2	1.000	0	0	2	2	1.000	1.000	0	0		3	3	6	0	0	0	0	2	4	5.6	
24	2025-02-10	Auburn @	Oklahoma	REG (Conf)	L 71-73		28	1	5	.200	0	0	1	5	.200	.200	1	2	.500	2	5	7	2	1	0	1	3	3	2.6	
25	2025-02-13	Auburn @	Tennessee	REG (Conf)	L 61-99		14	0	2	.000	0	0	0	2	.000	.000	4	4	1.000	1	2	3	0	0	0	0	1	4	3.5	
26	2025-02-16	Auburn	Vanderbilt	REG (Conf)	L 88-98 (OT)		11	1	2	.500	0	0	1	2	.500	.500	0	0		0	0	0	0	0	0	1	1	2	-0.4	
27	2025-02-23	Auburn @	Alabama	REG (Conf)	L 50-66		4	0	0		0	0	0	0			0	0		1	0	1	0	0	0	0	1	0	0.3	
28	2025-02-27	Auburn @	Georgia	REG (Conf)	L 59-62		4	0	0		0	0	0	0			0	0		0	1	1	0	0	0	0	1	0	-0.1	
29	2025-03-02	Auburn	Mississippi State	REG (Conf)	L 66-73		3	0	0		0	0	0	0			1	2	.500	0	0	0	0	0	0	0	1	1	0.2	
Gtm	Date	Team	Opp	Type	Result	GS	MP	FG	FGA	FG%	3P	3PA	2P	2PA	2P%	eFG%	FT	FTA	FT%	ORB	DRB	TRB	AST	STL	BLK	TOV	PF	PTS	GmSc	
30	2025-03-05	Auburn	N Florida	CTOURN	L 50-60		2	0	0		0	0	0	0			0	0		0	0	0	0	0	2	0	1	0	1.0	
					4-15		1	210	12	31	.387	0	0	12	31	.387	.387	12	16	.750	17	26	43	4	1	9	11	29	36	1.3

## CAREER HIGHS

### MILTON, Yakiya

				Field Goals		3-Point		F-Throws		Rebounds									Scoring	
SEASON	TEAM	GP-GS	MIN/AVG	FG-FGA	FG%	3FG-3FGA	3FG%	FT-FTA	FT%	OFF	DEF	TOT	AVG	PF-FO	A	TO	BLK	STL	PTS	AVG
2023-24	AU	25-2	279/11.1	14-36	.389	0-0	.000	8-18	.444	12	39	51	2.0	44-0	5	17	20	7	36	1.4
2024-25	AU	19-1	210/11.0	12-31	.387	0-0	.000	12-16	.750	17	26	43	2.3	29-0	4	11	9	1	36	1.9
2025-26	USC	10-0	77/7.7	9-23	.391	0-0	.000	15-19	.789	13	22	35	3.5	11-0	2	6	8	3	33	3.3
TOTAL FOR USC		10-0	77/7.7	9-23	.391	0-0	.000	15-19	.789	13	22	35	3.5	11-0	2	6	8	3	33	3.3
TOTAL		54-3	565/10.5	35-90	.389	0-0	.000	35-53	.660	42	87	129	2.4	84-0	11	34	37	11	105	1.9

### Single Game Highs

Statistic	Value	
Points	8	vs Arizona 03/21/24
Rebounds	12	vs Portland 11/18/25
Assists	2	at Oklahoma 02/10/25
Steals	2	vs Alabama St. 12/13/23, at Alabama 02/18/24, vs Portland 11/18/25
Blocks	4	vs Cal Poly 12/18/25
FG Made	4	vs Arizona 03/21/24
FG Attempts	9	vs Portland 11/18/25
FT Made	4	4 times
FT Attempts	6	vs Alabama St. 12/21/24, vs Cal Poly 12/18/25



#8

GERDA RAULUŠAITYTE

6-3 • Junior • Forward • Jacksonville, Fla. (LCC International Univ./ Vilnius Ozas)



THIS SEASON

Gerda Raulusaityte enters her first season of competition at USC as a junior.

AT LCC INTERNATIONAL UNIVERSITY

- 2024-25 Lithuanian Women's Basketball League MVP
- Averaged 15.2 points, 7.6 rebounds and 2.4 assists per game during Women's LKL Division A 2024-25 season

NATIONAL TEAMS

- A member of Lithuania's National Team
- Competed at the 2025 FIBA EuroBasket
- Earned silver at the 2019 FIBA U16 European Championship
- Won gold at 2022 FIBA U18 2022 European Championship
- Competed at the 2024 FIBA U20 European Championship
- Competed in the 2023 FIBA U19 World Cup

HIGH SCHOOL

A 2023 graduate of Vilnius Ozas Gymnasium... Named 2024 Best Lithuanian Player... Recorded career highs of 28 points, 14 rebounds and seven assists while in high school... Played club basketball for Vilniaus "Kibirkstis" from 2021-2023.

PERSONAL

Gerda Raulusaityte was born Sept. 11, 2004, in Vilnius, Lithuania... Daughter of Jurgita and Giedrius Raulusaityte... Has one sibling, Gaudre... Lists winning the U18 FIBA European Championship and making the senior national team for FIBA EuroBasket as her most thrilling sports moments... Enjoys spending time with family and friends and being at the beach in her free time... Has always wanted to go bungee jumping... Would like to visit New York and Hawai'i... Hopes to play professionally in EuroLeague after graduation... Majoring in communication at USC.

2025-26 GAME BY GAME

#8 RAULUSAITYTE, Gerda

Opponent	Date	GS	MIN	Total		3-Pointers		Free throws		Rebounds				PF	A	TO	BLK	STL	PTS	AVG
				FG-FGA	PCT	3FG-3FGA	PCT	FT-FTA	PCT	OFF	DEF	TOT	AVG							
New Mexico St.	11/04/2025		13:40	1-3	.333	0-0	.000	1-4	.250	4	5	9	9.0	1	1	0	1	0	3	3.0
vs NC State	11/09/2025	*	23:14	2-3	.667	0-0	.000	1-2	.500	0	2	2	5.5	1	0	0	0	1	5	4.0
vs South Carolina	11/15/2025	*	08:21	0-2	.000	0-1	.000	2-2	1.000	2	2	4	5.0	1	1	2	0	0	2	3.3
Portland	11/18/2025	*	12:07	0-3	.000	0-0	.000	0-0	.000	2	0	2	4.3	0	1	1	0	0	0	2.5
at Notre Dame	11/21/2025		17:55	1-1	1.000	0-0	.000	0-0	.000	0	3	3	4.0	2	0	0	0	0	2	2.4
Tennessee Tech	11/25/2025		12:09	2-3	.667	0-0	.000	1-2	.500	2	2	4	4.0	3	2	1	1	1	5	2.8
Pepperdine	11/28/2025		13:39	3-4	.750	0-0	.000	1-2	.500	1	2	3	3.9	2	1	0	1	1	7	3.4
Saint Mary's (CA)	12/02/2025		15:55	2-2	1.000	0-0	.000	1-1	1.000	1	0	1	3.5	1	0	0	0	0	5	3.6
Washington	12/07/2025		25:53	2-2	1.000	0-0	.000	4-6	.667	4	4	8	4.0	2	0	2	0	0	8	4.1
UConn	12/13/2025	*	15:07	1-3	.333	0-0	.000	0-0	.000	0	2	2	3.8	0	0	3	0	1	2	3.9
Cal Poly	12/18/2025	*	17:11	1-2	.500	0-0	.000	2-2	1.000	1	2	3	3.7	1	1	1	0	0	4	3.9
vs California	12/21/2025	*	17:24	1-2	.500	0-0	.000	0-0	.000	4	2	6	3.9	5	1	3	0	0	2	3.8
at Nebraska	12/29/2025	*	25:46	1-2	.500	0-0	.000	2-2	1.000	3	2	5	4.0	3	1	1	1	1	4	3.8
Totals		7	218:22	17-32	.531	0-1	.000	15-23	.652	24	28	52	4.0	22	9	14	4	5	49	3.8

Player Averages

Games Played	Minutes/game	Points/game	FG Pct	3FG Pct	FT Pct	Rebounds/game	Assists/game	Turnovers/game	Assist/Turnover ratio	Steals/game	Blocks/game
13	16.8	3.8	53.1	0.0	65.2	4.0	0.7	1.1	0.6	0.4	0.3

CAREER

RAULUSAITYTE, Gerda

				Field Goals		3-Point		F-Throws		Rebounds									Scoring	
SEASON	TEAM	GP-GS	MIN/AVG	FG-FGA	FG%	3FG-3FGA	3FG%	FT-FTA	FT%	OFF	DEF	TOT	AVG	PF-FO	A	TO	BLK	STL	PTS	AVG
2025-26	USC	13-7	218/16.8	17-32	.531	0-1	.000	15-23	.652	24	28	52	4.0	22-1	9	14	4	5	49	3.8
TOTAL		13-7	218/16.8	17-32	.531	0-1	.000	15-23	.652	24	28	52	4.0	22-1	9	14	4	5	49	3.8

Single Game Highs

Statistic	Value
Points	8 vs Washington 12/07/25
Rebounds	9 vs New Mexico St. 11/04/25
Assists	2 vs Tennessee Tech 11/25/25
Steals	1 5 times
Blocks	1 4 times
FG Made	3 vs Pepperdine 11/28/25
FG Attempts	4 vs Pepperdine 11/28/25
3FG Attempts	1 vs South Carolina 11/15/25
FT Made	4 vs Washington 12/07/25
FT Attempts	6 vs Washington 12/07/25

#9

## JAZZY DAVIDSON

6-1 • Freshman • Guard • Clackamas, Ore. (Clackamas HS)



## NATIONAL TEAMS

- Won gold with the United States at 2025 FIBA U19 World Cup
- At 2025 U19 World Cup, played in all seven games and averaged 14.6 points, 4.1 rebounds, 3.9 assists and 3.0 steals per game
- Won gold medals with USA at 2024 FIBA USA 3x3 World Cup and 2024 FIBA U18 AmeriCup
- At 2024 U18 AmeriCup, averaged 11.3 points, 3.8 rebounds, 3.2 assists, 1.3 blocks and a team-high 2.7 steals per game
- A member of the 2025 USA Women's Nike Hoop Summit Team, where she tallied a game-high 17 points, seven assists and three blocks.

## HIGH SCHOOL

A 2025 graduate of Clackamas High... Ranked No. 1 in ESPN's 2025 high school basketball class... Four-time Gatorade Oregon Player of the Year... 2025 McDonald's All-American... Naismith First-Team All-American... Averaged 28.5 points, 8.7 rebounds, 3.6 assists, 2.0 blocks and 3.8 steals per game as a senior, shooting 53.30 percent from the floor... Played club basketball for Northwest Select from 2018-23 and Cal Stars in 2024.

## PERSONAL

Jasmine "Jazzy" Omolade Davidson was born November 11, 2006, in Portland, Oregon... Daughter of Monica Davidson... Lists winning her first gold medal as her most thrilling sports moment... Enjoys hiking, cooking, baking, swimming, painting and going to the beach in her spare time... Lists Serena Williams as her biggest sports hero... Has always wanted to be an Olympic gold medalist... Aspires to play basketball professionally in the WNBA after graduation... Majoring in communication.

## THIS SEASON

Jazzy Davidson enters her first season of competition at USC as a true freshman.

## 2025-26 GAME BY GAME

## #9 DAVIDSON, Jazzy

Opponent	Date	GS	MIN	Total		3-Pointers		Free throws		Rebounds										
				FG-FGA	PCT	3FG-3FGA	PCT	FT-FTA	PCT	OFF	DEF	TOT	AVG	PF	A	TO	BLK	STL	PTS	AVG
New Mexico St.	11/04/2025	*	30:10	4-16	.250	0-7	.000	6-7	.857	1	4	5	5.0	1	4	3	1	1	14	14.0
vs NC State	11/09/2025	*	34:23	8-23	.348	3-9	.333	2-2	1.000	1	3	4	4.5	2	4	1	5	3	21	17.5
vs South Carolina	11/15/2025	*	25:34	4-11	.364	0-2	.000	0-0	.000	0	3	3	4.0	2	3	4	1	1	8	14.3
Portland	11/18/2025	*	33:12	9-16	.563	0-4	.000	1-3	.333	3	4	7	4.8	1	5	5	1	3	19	15.5
at Notre Dame	11/21/2025	*	37:34	6-15	.400	2-8	.250	0-0	.000	0	8	8	5.4	2	3	8	3	4	14	15.2
Tennessee Tech	11/25/2025	*	26:11	9-14	.643	2-5	.400	0-0	.000	2	14	16	7.2	2	4	2	2	0	20	16.0
Pepperdine	11/28/2025	*	30:35	5-13	.385	3-6	.500	5-8	.625	2	2	4	6.7	1	5	2	3	2	18	16.3
Saint Mary's (CA)	12/02/2025	*	32:53	6-15	.400	2-9	.222	0-1	.000	2	2	4	6.4	2	6	2	3	1	14	16.0
Washington	12/07/2025	*	37:41	10-21	.476	2-7	.286	0-2	.000	0	12	12	7.0	2	4	4	2	0	22	16.7
UConn	12/13/2025	*	36:50	3-13	.231	2-3	.667	2-4	.500	1	3	4	6.7	1	1	2	4	1	10	16.0
Cal Poly	12/18/2025	*	29:36	8-21	.381	1-7	.143	0-0	.000	6	3	9	6.9	2	4	0	1	6	17	16.1
vs California	12/21/2025	*	37:33	9-21	.429	3-6	.500	3-3	1.000	0	4	4	6.7	2	2	4	4	2	24	16.8
at Nebraska	12/29/2025	*	32:26	7-16	.438	1-5	.200	2-2	1.000	3	5	8	6.8	2	3	2	5	1	17	16.8
<b>Totals</b>																				

## Player Averages

Games Played	Minutes/game	Points/game	FG Pct	3FG Pct	FT Pct	Rebounds/game	Assists/game	Turnovers/game	Assist/Turnover ratio	Steals/game	Blocks/game
13	32.7	16.8	40.9	26.9	65.6	6.8	3.7	3.0	1.2	1.9	2.7

# CAREER

## DAVIDSON, Jazzy

				Field Goals		3-Point		F-Throws		Rebounds									Scoring	
SEASON	TEAM	GP-GS	MIN/AVG	FG-FGA	FG%	3FG-3FGA	3FG%	FT-FTA	FT%	OFF	DEF	TOT	AVG	PF-FO	A	TO	BLK	STL	PTS	AVG
2025-26	USC	13-13	425/32.7	88-215	.409	21-78	.269	21-32	.656	21	67	88	6.8	22-0	48	39	35	25	218	16.8
TOTAL		13-13	425/32.7	88-215	.409	21-78	.269	21-32	.656	21	67	88	6.8	22-0	48	39	35	25	218	16.8

## Single Game Highs

Statistic	Value	
Points	24	vs California 12/21/25
Rebounds	16	vs Tennessee Tech 11/25/25
Assists	6	vs Saint Mary's (CA) 12/02/25
Steals	6	vs Cal Poly 12/18/25
Blocks	5	vs NC State 11/09/25, at Nebraska 12/29/25
FG Made	10	vs Washington 12/07/25
FG Attempts	23	vs NC State 11/09/25
3FG Made	3	vs California 12/21/25, vs NC State 11/09/25, vs Pepperdine 11/28/25
3FG Attempts	9	vs NC State 11/09/25, vs Saint Mary's (CA) 12/02/25
FT Made	6	vs New Mexico St. 11/04/25
FT Attempts	8	vs Pepperdine 11/28/25



# #10 MALIA SAMUELS

5-6 • Junior • Guard • Seattle, Wash. (Garfield HS)



in that game  
 • Matched her career high of six rebounds at Oregon

## 2023-24 SEASON

- Made first career start at Long Beach State on 12/21
- Appeared in 23 games with one start
- Averaged 1.5 points, 1.1 rebounds, 0.8 assists and 0.6 steals per game
- First career start was at Long Beach State
- Set career high with seven points vs. Cal Poly
- Scored two points in USC debut vs. Ohio State

## HIGH SCHOOL

Named 2021-22 3A Washington State Player of the Year as a junior at Garfield High in Seattle, winning 3A State Championships in 2022 and 2023... Averaged 16.5 points, 6.3 assists, 6.1 steals and 3.4 rebounds per game... Named 2022 State Tournament MVP and All-State First Team honoree... Selected as the 2022 Metro League Defensive Player of the Year... Attended Eastside Catholic High in 2019-20, earning All-State honors from AP and Seattle Times... Named 2020 3A Metro League MVP and Scorebook Live Freshman of the Year... Also selected to Scorebook Live 2020 Washington 3A All-State team.... Also competed in track in high school, winning two state titles... Played club for Northwest Greyhounds and was considered the top 2023 girls basketball

recruit out of the state of Washington... An honor student, also served as a math tutor.

## PERSONAL

Malia Simone Samuels was born Oct. 28, 2004 in Seattle.... The daughter of Shaun and Saroun Samuels... Has two siblings: Zuri and Thai... Enjoys hanging out with friends, sneaker shopping and taking pictures in her free time... Hopes to travel to Bora Bora... Would like to play professionally after graduation and then work in the NBA or become a coach... Majoring in business.

## THIS SEASON

Malia Samuels enters her third season of competition at USC as a junior.

## 2024-25 SEASON

- Big Ten Sportsmanship Award Honoree
- Academic All-Big Ten
- Appeared in all 35 games as a sophomore
- Started one game, at Maryland
- Averaged 2.3 points, 1.3 assists and 1.2 rebounds per game
- Set new career high with 12 points vs. Cal Poly, hitting a career-high three 3-pointers

## 2025-26 GAME BY GAME

### #10 SAMUELS, Malia

Opponent	Date	GS	MIN	Total		3-Pointers		Free throws		Rebounds				PF	A	TO	BLK	STL	PTS	AVG
				FG-FGA	PCT	3FG-3FGA	PCT	FT-FTA	PCT	OFF	DEF	TOT	AVG							
New Mexico St.	11/04/2025	*	24:03	1-2	.500	1-1	1.000	1-2	.500	0	3	3	3.0	1	4	2	0	2	4	4.0
vs NC State	11/09/2025	*	35:57	1-4	.250	0-1	.000	0-2	.000	1	4	5	4.0	3	1	1	0	3	2	3.0
vs South Carolina	11/15/2025	*	28:02	3-7	.429	0-0	.000	0-0	.000	1	2	3	3.7	2	1	3	1	0	6	4.0
Portland	11/18/2025	*	19:13	1-3	.333	0-2	.000	0-2	.000	0	1	1	3.0	1	1	1	0	3	2	3.5
at Notre Dame	11/21/2025	*	29:11	3-6	.500	2-4	.500	1-2	.500	0	3	3	3.0	1	1	4	1	1	9	4.6
Tennessee Tech	11/25/2025	*	15:18	0-4	.000	0-1	.000	0-0	.000	0	1	1	2.7	2	3	0	0	0	0	3.8
Saint Mary's (CA)	12/02/2025	*	15:19	1-1	1.000	1-1	1.000	1-2	.500	1	2	3	2.7	2	2	0	0	4	4	3.9
Washington	12/07/2025	*	19:54	0-5	.000	0-2	.000	0-0	.000	2	1	3	2.8	1	1	2	1	1	0	3.4
UConn	12/13/2025	*	16:30	1-2	.500	0-0	.000	0-2	.000	0	2	2	2.7	4	1	2	0	1	2	3.2
Cal Poly	12/18/2025	*	17:58	3-5	.600	0-1	.000	0-0	.000	2	1	3	2.7	1	7	0	0	2	6	3.5
vs California	12/21/2025	*	23:05	0-2	.000	0-1	.000	0-0	.000	1	2	3	2.7	3	3	0	0	0	0	3.2
at Nebraska	12/29/2025		25:21	1-2	.500	0-1	.000	2-2	1.000	0	2	2	2.7	4	4	3	0	2	4	3.3
<b>Totals</b>		<b>11</b>	<b>269:51</b>	<b>15-43</b>	<b>.349</b>	<b>4-15</b>	<b>.267</b>	<b>5-14</b>	<b>.357</b>	<b>8</b>	<b>24</b>	<b>32</b>	<b>2.7</b>	<b>25</b>	<b>29</b>	<b>18</b>	<b>3</b>	<b>19</b>	<b>39</b>	<b>3.3</b>

## Player Averages

Games Played	Minutes/game	Points/game	FG Pct	3FG Pct	FT Pct	Rebounds/game	Assists/game	Turnovers/game	Assist/Turnover ratio	Steals/game	Blocks/game
12	22.5	3.3	34.9	26.7	35.7	2.7	2.4	1.5	1.6	1.6	0.3



## #10 SAMUELS, Malia

Opponent	Date	GS	MIN	Total		3-Pointers		Free throws		Rebounds										
				FG-FGA	PCT	3FG-3FGA	PCT	FT-FTA	PCT	OFF	DEF	TOT	AVG	PF	A	TO	BLK	STL	PTS	AVG
vs Ole Miss	11/04/2024		06:48	0-0	.000	0-0	.000	0-0	.000	0	1	1	1.0	0	0	1	0	0	0	0.0
Cal Poly	11/09/2024		12:19	4-7	.571	3-5	.600	1-1	1.000	0	1	1	1.0	1	3	0	0	2	12	6.0
CSUN	11/12/2024		12:01	3-5	.600	2-4	.500	0-0	.000	0	1	1	1.0	3	3	1	0	2	8	6.7
Santa Clara	11/15/2024		14:45	1-4	.250	1-4	.250	0-0	.000	0	1	1	1.0	2	3	1	0	1	3	5.8
Notre Dame	11/23/2024		21:49	0-1	.000	0-1	.000	0-0	.000	0	1	1	1.0	1	2	0	0	1	0	4.6
vs Seton Hall	11/27/2024		20:17	1-3	.333	0-2	.000	0-0	.000	1	0	1	1.0	2	0	1	0	1	2	4.2
vs Saint Louis	11/29/2024		20:39	1-4	.250	1-4	.250	0-0	.000	0	0	0	0.9	2	2	1	1	3	3	4.0
California Baptist	12/03/2024		16:44	1-2	.500	0-1	.000	1-2	.500	1	1	2	1.0	3	4	0	0	0	3	3.9
at Oregon	12/07/2024		28:25	1-3	.333	1-3	.333	0-0	.000	1	5	6	1.6	0	4	5	0	1	3	3.8
Fresno St.	12/10/2024		18:35	1-1	1.000	0-0	.000	2-2	1.000	1	2	3	1.7	1	4	0	0	2	4	3.8
Elon	12/15/2024		14:44	2-4	.500	0-2	.000	0-0	.000	0	0	0	1.5	1	2	1	0	1	4	3.8
at UConn	12/21/2024		08:43	0-0	.000	0-0	.000	0-0	.000	0	0	0	1.4	1	0	2	1	1	0	3.5
Michigan	12/29/2024		10:35	0-0	.000	0-0	.000	0-0	.000	0	1	1	1.4	1	0	0	0	1	0	3.2
Nebraska	01/01/2025		12:50	0-0	.000	0-0	.000	2-2	1.000	1	0	1	1.4	1	1	1	0	1	2	3.1
at Rutgers	01/05/2025		12:21	0-1	.000	0-1	.000	4-4	1.000	1	3	4	1.5	1	2	0	0	1	4	3.2
at Maryland	01/08/2025	*	12:58	0-1	.000	0-1	.000	0-0	.000	0	1	1	1.5	1	0	0	0	2	0	3.0
Penn St.	01/12/2025		14:52	1-3	.333	1-2	.500	0-0	.000	0	0	0	1.4	3	2	0	0	0	3	3.0
at Indiana	01/19/2025		02:40	0-1	.000	0-1	.000	0-0	.000	0	0	0	1.3	0	0	1	0	0	0	2.8
at Purdue	01/22/2025		08:52	0-0	.000	0-0	.000	0-0	.000	0	0	0	1.3	3	0	1	0	1	0	2.7
Minnesota	01/30/2025		06:21	1-2	.500	1-1	1.000	0-0	.000	0	0	0	1.2	0	0	2	0	1	3	2.7
at Iowa	02/02/2025		09:39	0-1	.000	0-1	.000	0-0	.000	1	1	2	1.2	2	0	1	0	0	0	2.6
at Wisconsin	02/05/2025		13:53	1-3	.333	0-1	.000	0-0	.000	1	1	2	1.3	3	3	0	0	2	2	2.5
Ohio St.	02/08/2025		01:03	0-1	.000	0-0	.000	0-0	.000	0	0	0	1.2	0	0	0	0	0	0	2.4
UCLA	02/13/2025		02:19	0-0	.000	0-0	.000	0-0	.000	0	0	0	1.2	0	0	0	0	0	0	2.3
at Washington	02/16/2025		02:23	0-2	.000	0-1	.000	0-0	.000	1	0	1	1.2	0	0	0	0	0	0	2.2
Michigan St.	02/19/2025		07:59	0-0	.000	0-0	.000	0-0	.000	0	0	0	1.1	2	2	1	0	1	0	2.2
Illinois	02/23/2025		05:39	0-0	.000	0-0	.000	0-0	.000	1	0	1	1.1	1	1	1	0	0	0	2.1
at UCLA	03/01/2025		12:44	1-2	.500	0-1	.000	0-0	.000	0	1	1	1.1	0	0	0	0	0	2	2.1
vs Indiana	03/07/2025		14:29	0-1	.000	0-1	.000	3-4	.750	0	2	2	1.1	3	0	1	0	0	3	2.1
vs Michigan	03/08/2025		22:37	2-4	.500	1-2	.500	3-3	1.000	1	3	4	1.2	1	1	3	1	3	8	2.3
vs UCLA	03/09/2025		22:18	2-3	.667	2-3	.667	0-0	.000	3	0	3	1.3	1	1	1	1	1	6	2.4
UNC Greensboro	03/22/2025		09:28	1-3	.333	0-0	.000	0-0	.000	0	0	0	1.3	3	1	0	0	1	2	2.4
Mississippi St.	03/24/2025		17:15	0-3	.000	0-1	.000	0-0	.000	0	2	2	1.3	3	3	1	0	3	0	2.3
vs Kansas St.	03/29/2025		09:33	1-2	.500	1-1	1.000	0-0	.000	0	0	0	1.2	0	0	0	0	0	3	2.4
vs UConn	03/31/2025		06:37	0-1	.000	0-0	.000	0-0	.000	0	1	1	1.2	1	0	1	0	0	0	2.3
<b>Totals</b>		<b>1</b>	<b>435:15</b>	<b>25-68</b>	<b>.368</b>	<b>14-44</b>	<b>.318</b>	<b>16-18</b>	<b>.889</b>	<b>14</b>	<b>29</b>	<b>43</b>	<b>1.2</b>	<b>47</b>	<b>44</b>	<b>28</b>	<b>4</b>	<b>33</b>	<b>80</b>	<b>2.3</b>

## CAREER HIGHS

## SAMUELS, Malia

				Field Goals		3-Point		F-Throws		Rebounds				Scoring						
SEASON	TEAM	GP-GS	MIN/AVG	FG-FGA	FG%	3FG-3FGA	3FG%	FT-FTA	FT%	OFF	DEF	TOT	AVG	PF-FO	A	TO	BLK	STL	PTS	AVG
2023-24	USC	23-1	201/8.7	13-30	.433	6-18	.333	2-4	.500	6	19	25	1.1	19-0	18	10	2	13	34	1.5
2024-25	USC	35-1	435/12.4	25-68	.368	14-44	.318	16-18	.889	14	29	43	1.2	47-0	44	28	4	33	80	2.3
2025-26	USC	12-11	270/22.5	15-43	.349	4-15	.267	5-14	.357	8	24	32	2.7	25-0	29	18	3	19	39	3.3
<b>TOTAL</b>		<b>70-13</b>	<b>906/12.9</b>	<b>53-141</b>	<b>.376</b>	<b>24-77</b>	<b>.312</b>	<b>23-36</b>	<b>.639</b>	<b>28</b>	<b>72</b>	<b>100</b>	<b>1.4</b>	<b>91-0</b>	<b>91</b>	<b>56</b>	<b>9</b>	<b>65</b>	<b>153</b>	<b>2.2</b>

## Single Game Highs

Statistic	Value	
Points	12	vs Cal Poly 11/09/24
Rebounds	6	vs Cal St. Fullerton 12/18/23, at Oregon 12/07/24
Assists	7	vs Cal Poly 12/18/25
Steals	4	vs Cal St. Fullerton 12/18/23, vs Saint Mary's (CA) 12/02/25
Blocks	1	9 times
FG Made	4	vs Cal Poly 11/09/24
FG Attempts	7	vs Cal Poly 11/09/24, vs South Carolina 11/15/25
3FG Made	3	vs Cal Poly 11/09/24
3FG Attempts	5	vs Cal Poly 11/09/24
FT Made	4	at Rutgers 01/05/25
FT Attempts	4	at Rutgers 01/05/25, vs Indiana 03/07/25

#11

## KENNEDY SMITH

6-1 • Sophomore • Guard • Chino, Calif. (Etiwanda HS)

**THIS SEASON**

Kennedy Smith enters her second season at USC as a sophomore.

**2024-25 SEASON**

- NCAA Regional All-Tournament Team
- All-Big Ten Honorable Mention
- Big Ten All-Freshman Team
- Appeared in and started 28 games as a true freshman
- Missed seven games due to injury
- Scored in double figures in 13 games
- Had one double-double with 13 points and 13 rebounds vs. Ohio State
- Averaged 9.5 points, 4.3 rebounds and 2.0 assists per game
- Led team in steals with 2.2 per game

- Set career high scoring with 19 points in the NCAA Sweet Sixteen vs. Kansas State
- Had career highs of 13 rebounds and five assists vs. Ohio State
- Recorded a career-high six steals at Rutgers
- Scored first career collegiate points with 12 in season opener vs. Cal Poly
- Made a career-high four 3-pointers at Washington

**NATIONAL TEAMS**

- Won gold with Team USA at 2024 FIBA U18 AmeriCup
- Participated in USA Nike Hoop Summit

**HIGH SCHOOL**

A 2024 graduate of Etiwanda High in Rancho Cucamonga, Calif.... The first Gatorade California Girls Basketball Player of the Year to be chosen from Etiwanda High.... Averaged 20.2 points, 7.5 rebounds, 2.1 assists, 2.1 steals and 1.8 blocks as a senior, leading the Eagles (30-3) to the 2024 CIF statewide Open Division title game... Ranked as the nation's No. 6 recruit in the Class of 2024 by both espnW and Prospects Nation... A three-time All-CIF selection... 2024 Naismith Award semifinalist and McDonald's All-American... A two-time state Open Division tournament champion... Named 2024 MaxPreps California Player of the Year... Also was the 2021 California State Freshman of the Year, 2022 Sophomore of the Year, 2023 Junior of the Year and 2024 Senior of the Year... Finished prep career with 2,122 career points, 912 rebounds, 351 steals, 303 blocks and 286 assists... Etiwanda's all-time leading scorer, she also set a school record with a 44-point outing... Helped Etiwanda win the 2023 Open Division State Championship and the 2022 Southern Section title... Played club for Cal Sparks, winning a Nike EYBL title... An honor student.

**PERSONAL**

Kennedy Nicole Smith was born Jan. 21, 2006 in Fullerton, Calif.... The daughter of Monica Smith... Has four siblings: Randolph Smith Jr., Paris Smith, Jordan Smith and Aleisha Allen... Brother, RJ, plays basketball at Colorado... Hopes to travel to Bora Bora and Italy... Would like to play professionally after graduation... Majoring in business.

**2025-26 GAME BY GAME****#11 SMITH, Kennedy**

Opponent	Date	GS	MIN	Total		3-Pointers		Free throws		Rebounds				PF	A	TO	BLK	STL	PTS	AVG
				FG-FGA	PCT	3FG-3FGA	PCT	FT-FTA	PCT	OFF	DEF	TOT	AVG							
New Mexico St.	11/04/2025	*	27:16	2-10	.200	1-6	.167	6-7	.857	0	4	4	4.0	1	2	0	1	2	11	11.0
vs NC State	11/09/2025	*	29:53	5-16	.313	0-3	.000	0-0	.000	2	6	8	6.0	3	1	1	0	1	10	10.5
vs South Carolina	11/15/2025	*	30:32	5-14	.357	0-2	.000	2-2	1.000	0	1	1	4.3	0	4	1	3	2	12	11.0
Portland	11/18/2025	*	35:47	5-14	.357	3-6	.500	0-0	.000	1	5	6	4.8	2	3	1	1	2	13	11.5
at Notre Dame	11/21/2025	*	33:56	3-11	.273	0-3	.000	3-4	.750	1	4	5	4.8	2	5	2	0	2	9	11.0
Tennessee Tech	11/25/2025	*	26:13	3-10	.300	1-3	.333	2-2	1.000	0	5	5	4.8	3	5	1	2	2	9	10.7
Pepperdine	11/28/2025	*	31:44	4-10	.400	1-4	.250	0-0	.000	0	3	3	4.6	3	7	1	1	3	9	10.4
Saint Mary's (CA)	12/02/2025	*	29:42	2-6	.333	0-2	.000	0-0	.000	0	1	1	4.1	3	2	2	0	0	4	9.6
Washington	12/07/2025	*	35:30	4-10	.400	0-3	.000	5-9	.556	0	5	5	4.2	4	4	1	2	2	13	10.0
UConn	12/13/2025	*	35:44	5-15	.333	1-6	.167	5-5	1.000	1	6	7	4.5	1	2	1	1	3	16	10.6
Cal Poly	12/18/2025	*	26:14	1-8	.125	0-7	.000	0-1	.000	4	2	6	4.6	2	5	2	0	2	2	9.8
vs California	12/21/2025	*	35:52	5-16	.313	1-4	.250	0-1	.000	0	1	1	4.3	4	2	2	1	2	11	9.9
at Nebraska	12/29/2025	*	35:04	8-12	.667	1-3	.333	0-0	.000	0	9	9	4.7	4	6	6	2	1	17	10.5
<b>Totals</b>			<b>13</b>	<b>413:26</b>	<b>.342</b>	<b>9-52</b>	<b>.173</b>	<b>23-31</b>	<b>.742</b>	<b>9</b>	<b>52</b>	<b>61</b>	<b>4.7</b>	<b>32</b>	<b>48</b>	<b>21</b>	<b>14</b>	<b>24</b>	<b>136</b>	<b>10.5</b>

**Player Averages**

Games Played	Minutes/game	Points/game	FG Pct	3FG Pct	FT Pct	Rebounds/game	Assists/game	Turnovers/game	Assist/Turnover ratio	Steals/game	Blocks/game
13	31.8	10.5	34.2	17.3	74.2	4.7	3.7	1.6	2.3	1.8	1.1



# 2024-25 GAME BY GAME

## #11 SMITH, Kennedy

Opponent	Date	GS	MIN	Total		3-Pointers		Free throws		Rebounds				PF	A	TO	BLK	STL	PTS	AVG
				FG-FGA	PCT	3FG-3FGA	PCT	FT-FTA	PCT	OFF	DEF	TOT	AVG							
vs Ole Miss	11/04/2024	*	37:08	5-11	.455	0-2	.000	2-3	.667	2	6	8	8.0	2	2	3	1	0	12	12.0
Cal Poly	11/09/2024	*	21:22	4-9	.444	1-6	.167	1-1	1.000	0	2	2	5.0	2	0	0	2	2	10	11.0
CSUN	11/12/2024	*	18:58	4-8	.500	2-4	.500	0-0	.000	1	3	4	4.7	2	4	2	1	5	10	10.7
Santa Clara	11/15/2024	*	25:37	3-10	.300	1-6	.167	2-2	1.000	1	1	2	4.0	0	2	0	0	5	9	10.3
at UConn	12/21/2024	*	22:46	3-7	.429	3-6	.500	0-0	.000	1	2	3	3.8	1	0	3	1	0	9	10.0
Michigan	12/29/2024	*	32:00	1-5	.200	0-1	.000	1-2	.500	1	1	2	3.5	0	0	2	0	3	3	8.8
Nebraska	01/01/2025	*	24:51	3-5	.600	0-2	.000	1-1	1.000	0	3	3	3.4	2	2	0	1	2	7	8.6
at Rutgers	01/05/2025	*	20:43	6-9	.667	3-5	.600	4-4	1.000	1	1	2	3.3	3	3	1	1	6	19	9.9
at Maryland	01/08/2025	*	34:21	4-8	.500	1-4	.250	2-2	1.000	4	4	8	3.8	5	3	4	0	1	11	10.0
Penn St.	01/12/2025	*	22:31	2-8	.250	1-5	.200	0-0	.000	2	2	4	3.8	3	0	0	0	1	5	9.5
at Indiana	01/19/2025	*	34:46	6-11	.545	2-6	.333	0-0	.000	1	6	7	4.1	4	5	5	0	2	14	9.9
at Purdue	01/22/2025	*	27:38	4-8	.500	3-5	.600	1-1	1.000	1	1	2	3.9	2	1	1	0	3	12	10.1
Minnesota	01/30/2025	*	30:06	3-10	.300	1-5	.200	2-4	.500	3	2	5	4.0	3	1	2	2	2	9	10.0
at Iowa	02/02/2025	*	30:09	4-11	.364	2-6	.333	1-2	.500	1	3	4	4.0	5	2	2	1	4	11	10.1
at Wisconsin	02/05/2025	*	28:37	4-9	.444	1-4	.250	0-1	.000	1	2	3	3.9	2	1	1	1	2	9	10.0
Ohio St.	02/08/2025	*	36:55	4-6	.667	3-3	1.000	2-3	.667	5	8	13	4.5	3	5	3	2	0	13	10.2
UCLA	02/13/2025	*	31:28	1-8	.125	0-4	.000	2-2	1.000	1	1	2	4.4	3	1	1	0	1	4	9.8
at Washington	02/16/2025	*	34:28	5-10	.500	4-8	.500	0-0	.000	1	3	4	4.3	2	2	2	0	1	14	10.1
Michigan St.	02/19/2025	*	33:21	4-8	.500	1-3	.333	4-4	1.000	1	3	4	4.3	3	1	3	1	2	13	10.2
Illinois	02/23/2025	*	24:55	3-6	.500	2-5	.400	0-0	.000	0	1	1	4.2	3	3	1	0	1	8	10.1
at UCLA	03/01/2025	*	25:13	3-9	.333	1-4	.250	0-0	.000	0	2	2	4.0	4	1	0	0	1	7	10.0
vs Indiana	03/07/2025	*	32:54	4-8	.500	1-5	.200	0-2	.000	1	6	7	4.2	3	3	3	0	2	9	9.9
vs Michigan	03/08/2025	*	27:13	2-4	.500	2-3	.667	3-6	.500	2	3	5	4.2	3	4	2	2	2	9	9.9
vs UCLA	03/09/2025	*	29:54	1-8	.125	0-7	.000	0-0	.000	5	3	8	4.4	2	5	3	0	2	2	9.5
UNC Greensboro	03/22/2025	*	28:55	0-5	.000	0-2	.000	1-2	.500	2	2	4	4.4	1	1	1	2	2	1	9.2
Mississippi St.	03/24/2025	*	27:12	4-8	.500	1-4	.250	1-2	.500	2	3	5	4.4	1	1	3	1	5	10	9.2
vs Kansas St.	03/29/2025	*	35:40	7-14	.500	1-3	.333	4-6	.667	1	2	3	4.3	3	2	2	0	3	19	9.6
vs UConn	03/31/2025	*	34:35	2-10	.200	0-4	.000	3-4	.750	0	3	3	4.3	3	2	2	1	2	7	9.5
<b>Totals</b>		<b>28</b>	<b>814:15</b>	<b>96-233</b>	<b>.412</b>	<b>37-122</b>	<b>.303</b>	<b>37-54</b>	<b>.685</b>	<b>41</b>	<b>79</b>	<b>120</b>	<b>4.3</b>	<b>70</b>	<b>57</b>	<b>52</b>	<b>20</b>	<b>62</b>	<b>266</b>	<b>9.5</b>

## Player Averages

Games Played	Minutes/game	Points/game	FG Pct	3FG Pct	FT Pct	Rebounds/game	Assists/game	Turnovers/game	Assist/Turnover ratio	Steals/game	Blocks/game
28	29.1	9.5	41.2	30.3	68.5	4.3	2.0	1.9	1.1	2.2	0.7

# CAREER HIGHS

## SMITH, Kennedy

SEASON	TEAM	GP-GS	MIN/AVG	Field Goals		3-Point		F-Throws		Rebounds				Scoring	
				FG-FGA	FG%	3FG-3FGA	3FG%	FT-FTA	FT%	OFF	DEF	TOT	AVG	PF-FO	A
2024-25	USC	28-28	814/29.1	96-233	.412	37-122	.303	37-54	.685	41	79	120	4.3	70-2	57
2025-26	USC	13-13	413/31.8	52-152	.342	9-52	.173	23-31	.742	9	52	61	4.7	32-0	48
<b>TOTAL</b>		<b>41-41</b>	<b>1228/29.9</b>	<b>148-385</b>	<b>.384</b>	<b>46-174</b>	<b>.264</b>	<b>60-85</b>	<b>.706</b>	<b>50</b>	<b>131</b>	<b>181</b>	<b>4.4</b>	<b>102-2</b>	<b>105</b>

## Single Game Highs

Statistic	Value
Points	19 at Rutgers 01/05/25, vs Kansas St. 03/29/25
Rebounds	13 vs Ohio St. 02/08/25
Assists	7 vs Pepperdine 11/28/25
Steals	6 at Rutgers 01/05/25
Blocks	3 vs South Carolina 11/15/25
FG Made	8 at Nebraska 12/29/25
FG Attempts	16 vs California 12/21/25, vs NC State 11/09/25
3FG Made	4 at Washington 02/16/25
3FG Attempts	8 at Washington 02/16/25
FT Made	6 vs New Mexico St. 11/04/25
FT Attempts	9 vs Washington 12/07/25

#12

## JUJU WATKINS

6-2 • Junior • Guard • Los Angeles, Calif. (Sierra Canyon HS)

**THIS SEASON**

USC's sixth First Team All-American and third Naismith Trophy winner, Juju Watkins enters her third season of competition at USC.

**2024-25 SEASON**

- Appeared in 33 games with 33 starts
- Led team with 23.9 points and 3.4 assists per game
- Her 789 points scored ranked No. 3 in the nation
- Team leader in 3-pointers made with 63
- 218 free throws made ranked No. 2 in the nation
- Second on the team in blocks (1.76 per game) and steals (2.18 per game)
- Scored in double figures in 32 games, including six 30+ games and a season-high 40 points scored vs. CBU
- Broke the USC single-game 3-point record with nine 3-pointers made vs. CBU on Dec. 3
- Recorded eight double-doubles
- Scored her 1,000th career point on Nov. 15 vs. Santa Clara, becoming the fastest player in USC history to reach the 1,000-point mark in her career (38 games)
- Her 1,000 points in 38 games is the second fastest in Division 1 women's basketball history. She is the third player to hit the mark in 38 games, behind three other players who did it in 37
- Set new career highs with 14 rebounds at Rutgers, nine assists vs. CSUN and eight blocks vs. UCLA (2/13)
- Is the 30th Trojan to score 1,000 points at USC
- Ranks No. 9 all-time in career scoring at USC with 1,709 points
- Ranks No. 10 all-time in career blocks at USC (114)
- Ranks No. 6 all-time in career free throws made (459)
- Naismith Trophy winner
- John R. Wooden Award winner
- USBWA Ann Meyers Drysdale National Player of the Year
- AP National Player of the Year
- Sporting News National Player of the Year
- The Athletic National Player of the Year
- Ann Meyers Drysdale Shooting Guard of the Year
- AP All-America First Team
- USBWA All-America First Team
- Wooden Award All-America Team
- WBCA Coaches' All-America Team
- Sporting News All-America
- Big Ten Female Athlete of the Year
- ESPYS Best Female College Athlete
- Big Ten Player of the Year
- Wade Trophy Finalist
- Honda Award Finalist
- Naismith Defensive Player of the Year Finalist
- Dawn Staley Award Recipient
- Sullivan Award Finalist
- All-Big Ten First Team
- Big Ten All-Defensive Team
- Big Ten All-Tournament Team
- Big Ten Preseason Player of the Year
- Preseason All-Big Ten Team
- Big Ten Player of the Week (7x)
- Big Ten Weekly Honor Roll (3x)
- AP National Player of the Week (3x)

- USBWA Drysdale Player of the Week (6x)
- Acrisure Invitational MVP
- Academic All-Big Ten

**2023-24 SEASON**

- Set the all-time national record for scoring by a freshman with 920 points
- Set USC record (male or female) with 14 games with 30 or more points scored
- No. 2 scorer in the nation with her 27.1 points per game
- Had a USC record-breaking 51-point outing in a road upset of Stanford — the most points scored by any player in the nation in 2023-24
- Her 42 points vs. Colorado on Feb. 23 was the most points ever scored by a USC basketball player (male or female) at Galen Center
- Her 241 FTs made was a USC single-season record.
- Averaged a team-high 2.3 steals and 3.3 assists per game
- USC's second leading rebounder with 7.3 per game and second in shot blocks with 1.7 per game
- One of just five Pac-12 players ever to tally at least 750 points, 150 rebounds and 50 steals in a season
- Recorded nine double-doubles
- Scored **32 points vs. Ohio State in her USC debut**, marking the *most points every scored by a Trojan in her first game as a true freshman*.

- **Honda Award, Wade Trophy, Naismith Trophy Finalist**
- **John R. Wooden Award Finalist & All-American**
- *Associated Press, USBWA, The Athletic & Sporting News All-America First Team*

- USC's sixth First Team All-American all-time
- **Ann Meyers Drysdale Shooting Guard of the Year**
- **Tamika Catchings Award** (USBWA Freshman of the Year)
- **ESPN Player of the Year Runner-Up**
- **ESPN Freshman of the Year | ESPN All-America Team**
- *The Athletic National Freshman of the Year*
- *The Athletic First Team All-America*
- **Ann Meyers Drysdale Award Finalist**
- **Dawn Staley Award Finalist**
- **Sullivan Award Semifinalist**
- **Dawn Staley Award Later Season Watch List**
- **Naismith Midseason Watch List**
- **Ann Meyers Drysdale Award Top 10 List**
- **Wade Watch List**
- **Wooden Award Late Season Top-20 Watch List**
- **Wooden Award Midseason Top-25 Watch List**
- **Wooden Award Preseason Top-50 Watch List**
- **Jersey Mike's Naismith Award Watch List**
- **Pac-12 Freshman of the Year | All-Pac-12 Team**
- **Pac-12 All-Defensive Honorable Mention**
- **Pac-12 All-Freshman Team**
- **Pac-12 All-Tournament Team**
- **Preseason All-Pac-12 Honorable Mention**
- **NCAA Portland Region 3 All-Tournament Team**
- **Pac-12 All-Tournament Team**
- **Hall of Fame Series Las Vegas Player of the Game (11/6)**
- **Pac-12 Player of the Week (3x)**
- **Pac-12 Freshman of the Week (14)**
- **AP National Player of the Week (2)**
- **USBWA Drysdale National Player of the Week (2/6)**
- **USBWA Tamika Catchings Freshman of the Week (3)**

**NATIONAL TEAMS**

- Competed for the U.S. U16 and U17 national teams
- 2022 FIBA U17 World Cup MVP and All-Star Five
- 2021 FIBA Americas U16 MVP and All-Star Five
- Won gold medals with USC at 2022 FIBA U17 World Cup and 2021 FIBA Americas U16 Championship.
- Named to 2023 USA Women's Nike Hoop Summit Team.
- At 2022 FIBA U17 World Cup, started all seven games, made a team-high nine 3-pointers and averaged a team-high 13.1 points along with 6.4 rpg, 2.4 apg and 2.3 spg
- 25 points, nine rebounds in quarterfinal win over Japan.
- At 2021 FIBA Americas U16 Championship, started all six games and averaged team highs of 20.0 ppg and 5.2 spg to go with 5.7 rpg and 3.7 apg
- 28 points in gold-medal win over Canada

**HIGH SCHOOL**

As a senior out of Sierra Canyon High, named the Gatorade National Girls Basketball Player of the Year — joining 1990 honoree Lisa Leslie as the only two USC players to do so... Gatorade California Player of the Year in 2022 as a junior... Named USA Today HSSA Girls Basketball Player

of the Year in 2023... Won 2023 Jersey Mike's Naismith High School Trophy alongside USC men's basketball signee Isaiah Collier, marking the first time in history that the Naismith's top HS basketball awards have both gone to athletes signed on to attend to the same university... Lisa Leslie also was the last USC female to win that award... Two-time MaxPreps Player of the Year... Selected Co-MVP at 2023 McDonald's All-American Game... WBCA High School Player of the Year and WBCA Coaches' All-America Team... As a senior at Sierra Canyon, led team to a 31-1 record and the CIF-Southern Section Open Division title while averaging 27.5 points, 13.7 rebounds, 3.6 assists, 2.5 steals and 1.7 blocks per game... Also attended Windward High... Played club for Cal Swish... An honor student.

**PERSONAL**

Judea "Juju" Skies Watkins was born was born July 15, 2005 in Los Angeles.... The daughter of Robert and Sari Watkins... Has three siblings: Mali, Dami and Mar... Enjoys fashion in her free time... Lists LeBron James as her biggest sports hero... Hopes to travel to Fiji, Thailand and Singapore... Has always wanted to golf... Would like to play professionally and be an entrepreneur after graduation... Majoring in communication.



# 2024-25 GAME BY GAME

## #12 WATKINS, Juju

Opponent	Date	GS	MIN	Total		3-Pointers		Free throws		Rebounds				PF	A	TO	BLK	STL	PTS	AVG
				FG-FGA	PCT	3FG-3FGA	PCT	FT-FTA	PCT	OFF	DEF	TOT	AVG							
vs Ole Miss	11/04/2024	*	40:00	8-19	.421	1-4	.250	10-12	.833	1	9	10	10.0	3	4	9	5	3	27	27.0
Cal Poly	11/09/2024	*	28:31	5-12	.417	0-3	.000	6-8	.750	1	5	6	8.0	2	1	3	4	2	16	21.5
CSUN	11/12/2024	*	28:10	8-18	.444	1-6	.167	4-6	.667	3	1	4	6.7	1	9	0	3	6	21	21.3
Santa Clara	11/15/2024	*	33:26	8-20	.400	3-10	.300	3-3	1.000	2	3	5	6.3	1	5	2	0	4	22	21.5
Notre Dame	11/23/2024	*	39:07	10-25	.400	0-5	.000	4-6	.667	0	6	6	6.2	3	5	5	1	2	24	22.0
vs Seton Hall	11/27/2024	*	32:52	7-13	.538	2-4	.500	4-5	.800	1	6	7	6.3	4	2	8	3	1	20	21.7
vs Saint Louis	11/29/2024	*	31:04	12-22	.545	3-7	.429	7-9	.778	2	4	6	6.3	4	2	3	0	3	34	23.4
California Baptist	12/03/2024	*	32:21	12-18	.667	9-11	.818	7-8	.875	0	6	6	6.3	1	1	0	3	1	40	25.5
at Oregon	12/07/2024	*	27:40	6-15	.400	3-9	.333	6-8	.750	0	2	2	5.8	5	2	2	0	1	21	25.0
Fresno St.	12/10/2024	*	30:34	6-16	.375	1-5	.200	8-8	1.000	2	5	7	5.9	1	5	1	0	2	21	24.6
Elon	12/15/2024	*	32:26	7-18	.389	1-6	.167	11-12	.917	0	5	5	5.8	3	5	2	2	3	26	24.7
at UConn	12/21/2024	*	37:34	9-16	.563	3-4	.750	4-5	.800	0	6	6	5.8	3	5	3	3	1	25	24.8
Michigan	12/29/2024	*	36:44	8-19	.421	2-7	.286	13-14	.929	0	5	5	5.8	1	7	1	3	3	31	25.2
Nebraska	01/01/2025	*	35:46	7-15	.467	1-4	.250	11-12	.917	0	3	3	5.6	2	4	2	1	2	26	25.3
at Rutgers	01/05/2025	*	29:52	8-23	.348	3-9	.333	4-5	.800	7	7	14	6.1	0	4	3	1	3	23	25.1
at Maryland	01/08/2025	*	38:24	7-19	.368	1-5	.200	6-8	.750	1	8	9	6.3	5	4	8	1	1	21	24.9
Penn St.	01/12/2025	*	31:54	13-15	.867	2-3	.667	7-9	.778	2	9	11	6.6	2	3	5	3	5	35	25.5
at Indiana	01/19/2025	*	36:29	6-16	.375	2-4	.500	8-10	.800	1	5	6	6.6	3	0	1	1	2	22	25.3
at Purdue	01/22/2025	*	36:03	6-15	.400	2-6	.333	2-2	1.000	0	7	7	6.6	2	2	0	2	0	16	24.8
Minnesota	01/30/2025	*	37:44	7-24	.292	1-8	.125	5-6	.833	3	8	11	6.8	1	4	3	1	1	20	24.6
at Iowa	02/02/2025	*	40:00	8-22	.364	1-7	.143	10-11	.909	1	4	5	6.7	2	3	4	0	3	27	24.7
at Wisconsin	02/05/2025	*	26:15	4-11	.364	1-4	.250	5-6	.833	0	2	2	6.5	1	0	1	1	1	14	24.2
Ohio St.	02/08/2025	*	35:58	5-21	.238	1-6	.167	6-8	.750	1	9	10	6.7	2	3	4	1	1	17	23.9
UCLA	02/13/2025	*	39:17	12-26	.462	6-9	.667	8-10	.800	1	10	11	6.8	1	5	3	8	1	38	24.5
at Washington	02/16/2025	*	38:27	5-14	.357	3-6	.500	4-5	.800	2	6	8	6.9	3	6	3	0	1	17	24.2
Michigan St.	02/19/2025	*	39:07	10-23	.435	2-7	.286	6-9	.667	2	6	8	6.9	0	3	5	3	3	28	24.3
Illinois	02/23/2025	*	34:10	6-16	.375	0-4	.000	10-10	1.000	1	4	5	6.9	1	3	1	4	1	22	24.2
at UCLA	03/01/2025	*	37:37	10-22	.455	4-11	.364	6-9	.667	0	3	3	6.7	3	5	2	3	2	30	24.4
vs Indiana	03/07/2025	*	38:56	10-19	.526	1-3	.333	10-13	.769	3	7	10	6.8	4	2	6	1	3	31	24.7
vs Michigan	03/08/2025	*	37:19	7-17	.412	0-3	.000	6-9	.667	1	10	11	7.0	4	3	6	0	3	20	24.5
vs UCLA	03/09/2025	*	39:58	9-28	.321	2-8	.250	9-10	.900	2	4	6	6.9	4	2	5	0	4	29	24.6
UNC Greensboro	03/22/2025	*	28:05	8-17	.471	1-5	.200	5-6	.833	1	7	8	7.0	2	2	3	0	3	22	24.6
Mississippi St.	03/24/2025	*	05:17	0-2	.000	0-1	.000	3-4	.750	0	1	1	6.8	0	2	1	0	0	3	23.9
<b>Totals</b>		<b>33</b>	<b>1117:08</b>	<b>254-596</b>	<b>.426</b>	<b>63-194</b>	<b>.325</b>	<b>218-266</b>	<b>.820</b>	<b>41</b>	<b>183</b>	<b>224</b>	<b>6.8</b>	<b>74</b>	<b>113</b>	<b>105</b>	<b>58</b>	<b>72</b>	<b>789</b>	<b>23.9</b>

## Player Averages

Games Played	Minutes/game	Points/game	FG Pct	3FG Pct	FT Pct	Rebounds/game	Assists/game	Turnovers/game	Assist/Turnover ratio	Steals/game	Blocks/game
33	33.9	23.9	42.6	32.5	82.0	6.8	3.4	3.2	1.1	2.2	1.8

## CAREER HIGHS

## WATKINS, Juju

SEASON	TEAM	GP-GS	MIN/AVG	Field Goals		3-Point		F-Throws		Rebounds				Scoring						
				FG-FGA	FG%	3FG-3FGA	3FG%	FT-FTA	FT%	OFF	DEF	TOT	AVG	PF-FO	A	TO	BLK	STL	PTS	AVG
2023-24	USC	34-34	1177/34.6	306-763	.401	67-210	.319	241-283	.852	56	192	248	7.3	89-2	112	140	56	78	920	27.1
2024-25	USC	33-33	1117/33.9	254-596	.426	63-194	.325	218-266	.820	41	183	224	6.8	74-2	113	105	58	72	789	23.9
<b>TOTAL</b>		<b>67-67</b>	<b>2295/34.2</b>	<b>560-1359</b>	<b>.412</b>	<b>130-404</b>	<b>.322</b>	<b>459-549</b>	<b>.836</b>	<b>97</b>	<b>375</b>	<b>472</b>	<b>7.0</b>	<b>163-4</b>	<b>225</b>	<b>245</b>	<b>114</b>	<b>150</b>	<b>1709</b>	<b>25.5</b>

## Single Game Highs

Statistic	Value	
Points	51	at Stanford 02/02/24
Rebounds	14	at Rutgers 01/05/25
Assists	9	vs CSUN 11/12/24
Steals	6	vs Le Moyne 11/13/23, vs CSUN 11/12/24
Blocks	8	vs UCLA 02/13/25
FG Made	14	at Stanford 02/02/24
FG Attempts	33	vs Oregon St. 01/05/24
3FG Made	9	vs California Baptist 12/03/24
3FG Attempts	11	4 times
FT Made	18	vs Colorado 02/23/24
FT Attempts	19	at Stanford 02/02/24

# #13 DAYANA MENDES

6-3 • Sophomore • Guard/Forward • Paris, France (WSU/Insep HS)



## HIGH SCHOOL

From Paris, France, where she played for Charnay and at Insep High School... Won a France LF2 league championship while with Charnay, and was a 2018 Champion with the selection Île-de-France.

## PERSONAL

Born Feb. 13, 2004 in Sèvres, France... Daughter of Philippe and Madeleine Mendes.. Wears number 13 after being born on the 13th day in February... Majoring in business administration at USC.

## THIS SEASON

Dayana Mendes enters her first season of competition at USC as a sophomore transfer.

## 2024-25 SEASON AT WASHINGTON STATE

- WCC All-Freshman Team
- 2x WCC Freshman of the Week (Dec. 2, Feb. 17)
- Appeared in 30 games and started nine
- Averaged 8.3 points, 5.3 rebounds, 1.3 assists, 0.6 steals and 0.6 blocks over 18.5 minutes per game
- Tallied four double-doubles as a true freshman, and scored in double-figures 11 times
- Scored a career-high 16 points against Saint Mary's
- Grabbed a career-best 13 rebounds against Portland

## 2025-26 GAME BY GAME

## #13 MENDES, Dayana

Opponent	Date	GS	MIN	Total		3-Pointers		Free throws		Rebounds				PF	A	TO	BLK	STL	PTS	AVG
				FG-FGA	PCT	3FG-3FGA	PCT	FT-FTA	PCT	OFF	DEF	TOT	AVG							
New Mexico St.	11/04/2025		18:17	3-5	.600	3-3	1.000	0-0	.000	1	4	5	5.0	0	1	1	0	1	9	9.0
vs NC State	11/09/2025		09:21	1-4	.250	0-1	.000	0-0	.000	0	1	1	3.0	0	1	0	0	0	2	5.5
vs South Carolina	11/15/2025		14:13	0-2	.000	0-1	.000	0-0	.000	0	3	3	3.0	1	1	0	0	0	0	3.7
Portland	11/18/2025		15:55	2-5	.400	0-1	.000	2-2	1.000	3	2	5	3.5	2	2	2	0	1	6	4.3
at Notre Dame	11/21/2025		12:00	2-2	1.000	0-0	.000	0-0	.000	0	2	2	3.2	0	1	0	0	0	4	4.2
Tennessee Tech	11/25/2025		17:21	1-1	1.000	0-0	.000	0-0	.000	0	1	1	2.8	1	1	1	2	0	2	3.8
Pepperdine	11/28/2025		18:59	1-2	.500	1-2	.500	1-2	.500	1	3	4	3.0	1	2	0	0	2	4	3.9
Saint Mary's (CA)	12/02/2025		13:38	1-4	.250	0-1	.000	0-0	.000	1	3	4	3.1	1	1	1	2	0	2	3.6
Washington	12/07/2025		08:18	1-1	1.000	0-0	.000	0-0	.000	0	1	1	2.9	1	0	1	0	0	2	3.4
UConn	12/13/2025		13:50	0-1	.000	0-1	.000	0-0	.000	1	2	3	2.9	2	1	2	0	0	0	3.1
Cal Poly	12/18/2025		16:52	1-2	.500	0-1	.000	0-0	.000	1	0	1	2.7	1	0	3	0	1	2	3.0
vs California	12/21/2025		04:08	0-1	.000	0-0	.000	0-0	.000	1	0	1	2.6	0	0	0	0	0	0	2.8
at Nebraska	12/29/2025		08:10	1-2	.500	0-1	.000	0-2	.000	2	0	2	2.5	1	0	2	0	0	2	2.7
<b>Totals</b>		<b>0</b>	<b>171:02</b>	<b>14-32</b>	<b>.438</b>	<b>4-12</b>	<b>.333</b>	<b>3-6</b>	<b>.500</b>	<b>11</b>	<b>22</b>	<b>33</b>	<b>2.5</b>	<b>11</b>	<b>11</b>	<b>13</b>	<b>4</b>	<b>5</b>	<b>35</b>	<b>2.7</b>

## Player Averages

Games Played	Minutes/game	Points/game	FG Pct	3FG Pct	FT Pct	Rebounds/game	Assists/game	Turnovers/game	Assist/Turnover ratio	Steals/game	Blocks/game
13	13.2	2.7	43.8	33.3	50.0	2.5	0.8	1.0	0.8	0.4	0.3

## 2024-25 GAME BY GAME

Date	Team		Opp	Type	Result	GS	MP	FG	FGA	FG%	3P	3PA	3P%	2P	2PA	2P%	eFG%	FT	FTA	FT%	ORB	DRB	TRB	AST	STL	BLK	TOV	PF	PTS	GmSc		
2024-11-10	Washington State		Idaho	REG (Non-Conf)	W 71-60		11	1	4	.250	0	0		1	4	.250	.250	5	6	.833	1	2	3	0	1	1	1	4	7	4.6		
2024-11-16	Washington State	@	Texas Tech	REG (Non-Conf)	L 52-56		22	3	7	.429	0	1	.000	3	6	.500	.429	3	5	.600	1	6	7	0	1	1	3	3	9	4.5		
2024-11-24	Washington State	@	Iowa	REG (Non-Conf)	L 43-72		14	2	7	.286	0	2	.000	2	5	.400	.286	0	0		0	4	4	2	0	1	1	4	4	0.6		
2024-11-28	Washington State	N	Norfolk State	REG (Non-Conf)	W 68-60		20	5	10	.500	0	1	.000	5	9	.556	.500	6	8	.750	3	7	10	1	1	0	3	1	16	12.7		
2024-11-29	Washington State	N	Virginia	REG (Non-Conf)	W 75-74		21	5	11	.455	1	3	.333	4	8	.500	.500	2	2	1.000	2	3	5	1	0	0	3	4	13	5.7		
2024-11-30	Washington State	N	Drake	REG (Non-Conf)	L 68-79	*	11	3	7	.429	0	0		3	7	.429	.429	1	2	.500	0	0	0	1	0	0	2	3	7	0.4		
2024-12-04	Washington State	@	Oregon	REG (Non-Conf)	L 70-85		18	2	4	.500	0	0		2	4	.500	.500	0	0		0	1	1	0	1	0	2	2	4	0.5		
2024-12-19	Washington State	@	San Diego	REG (Conf)	W 65-42		11	1	3	.333	0	0		1	3	.333	.333	0	0		1	1	2	2	1	2	2	0	2	3.1		
2024-12-28	Washington State		Pepperdine	REG (Conf)	W 67-46		14	2	4	.500	0	1	.000	2	3	.667	.500	0	0		0	2	2	1	1	3	3	2	4	2.6		
2024-12-30	Washington State	@	Pacific	REG (Conf)	W 74-66		10	0	5	.000	0	2	.000	0	3	.000	.000	0	0		0	3	3	2	1	0	3	2	0	-4.0		
2025-01-02	Washington State		Santa Clara	REG (Conf)	L 62-68		9	2	8	.250	1	2	.500	1	6	.167	.313	0	0		1	2	3	0	0	0	0	2	5	0.7		
2025-01-04	Washington State		Oregon State	REG (Conf)	W 66-52		7	0	3	.000	0	3	.000	0	0		.000	0	2	.000	0	1	1	1	0	0	1	1	0	-3.3		
2025-01-09	Washington State	@	St. Mary's (CA)	REG (Conf)	W 66-57		17	2	5	.400	0	0		2	5	.400	.400	1	2	.500	2	6	8	2	0	1	1	2	5	5.4		
2025-01-11	Washington State		Gonzaga	REG (Conf)	L 61-69		12	2	5	.400	0	1	.000	2	4	.500	.400	0	0		0	1	1	2	0	0	1	5	4	0.0		
2025-01-16	Washington State	@	San Francisco	REG (Conf)	W 74-58		19	3	7	.429	2	3	.667	1	4	.250	.571	0	0		1	3	4	2	1	1	2	2	8	6.2		
2025-01-18	Washington State	@	Santa Clara	REG (Conf)	W 74-47		17	3	8	.375	0	2	.000	3	6	.500	.375	3	3	1.000	2	6	8	0	0	1	1	1	9	7.1		
2025-01-23	Washington State		Portland	REG (Conf)	L 65-83		23	2	5	.400	0	1	.000	2	4	.500	.400	4	4	1.000	0	4	4	2	1	0	1	3	8	6.7		
2025-01-25	Washington State	@	Loyola Marymount	REG (Conf)	L 76-79		22	1	3	.333	0	1	.000	1	2	.500	.333	0	0		1	3	4	3	3	0	3	1	2	3.6		
2025-01-27	Washington State	@	Oregon State	REG (Conf)	W 65-57		14	2	6	.333	1	3	.333	1	3	.333	.417	2	2	1.000	1	2	3	1	0	2	0	0	7	7.0		
2025-01-30	Washington State		Pacific	REG (Conf)	W 82-70		23	5	7	.714	1	2	.500	4	5	.800	.786	0	0		1	7	8	0	2	1	4	2	11	8.8		
2025-02-01	Washington State		San Diego	REG (Conf)	W 67-60		25	6	11	.545	0	0		6	11	.545	.545	3	3	1.000	1	9	10	0	0	0	0	3	15	11.9		
2025-02-08	Washington State	@	Gonzaga	REG (Conf)	L 69-73 (OT)		31	3	6	.500	2	2	1.000	1	4	.250	.667	3	5	.600	0	6	6	2	0	2	1	3	11	9.6		
2025-02-13	Washington State		Loyola Marymount	REG (Conf)	W 63-51	*	27	7	10	.700	0	1	.000	7	9	.778	.700	0	0		4	7	11	2	0	0	2	2	14	13.3		
2025-02-15	Washington State	@	Portland	REG (Conf)	L 79-84	*	27	3	9	.333	0	1	.000	3	8	.375	.333	5	7	.714	2	6	8	3	1	1	2	2	11	9.3		
2025-02-20	Washington State		San Francisco	REG (Conf)	W 67-59	*	12	3	6	.500	0	0		3	6	.500	.500	2	2	1.000	2	1	3	1	0	0	3	5	8	2.4		
2025-02-22	Washington State		St. Mary's (CA)	REG (Conf)	W 72-62	*	23	3	5	.600	0	0		3	5	.600	.600	10	11	.909	2	4	6	2	1	0	1	1	16	16.9		
2025-02-27	Washington State	@	Pepperdine	REG (Conf)	W 57-49	*	20	6	17	.353	1	3	.333	5	14	.357	.382	1	2	.500	0	5	5	2	1	1	3	3	14	4.5		
Date	Team		Opp	Type	Result	GS	MP	FG	FGA	FG%	3P	3PA	3P%	2P	2PA	2P%	eFG%	FT	FTA	FT%	ORB	DRB	TRB	AST	STL	BLK	TOV	PF	PTS	GmSc		
2025-03-09	Washington State	N	Pacific	CTOURN	W 73-62	*	23	5	10	.500	0	2	.000	5	8	.625	.500	5	6	.833	1	3	4	2	2	0	2	2	15	11.8		
2025-03-10	Washington State	N	Portland	CTOURN	L 57-72	*	30	3	10	.300	0	0		3	10	.300	.300	5	6	.833	5	8	13	1	0	0	3	1	11	8.0		
Date	Team		Opp	Type	Result	GS	MP	FG	FGA	FG%	3P	3PA	3P%	2P	2PA	2P%	eFG%	FT	FTA	FT%	ORB	DRB	TRB	AST	STL	BLK	TOV	PF	PTS	GmSc		
2025-03-24	Washington State		Utah Valley	WNIT	W 57-54	*	25	3	10	.300	0	3	.000	3	7	.429	.300	3	4	.750	0	11	11	2	0	0	3	2	9	3.7		
							19-11	9	558	88	213	.413	9	40	.225	79	173	.457	.434	64	82	.780	34	124	158	40	19	18	57	68	249	5.5

## CAREER HIGHS

### MENDES, Dayana

				Field Goals		3-Point		F-Throws		Rebounds									Scoring	
SEASON	TEAM	GP-GS	MIN/AVG	FG-FGA	FG%	3FG-3FGA	3FG%	FT-FTA	FT%	OFF	DEF	TOT	AVG	PF-FO	A	TO	BLK	STL	PTS	AVG
2024-25	WSU	30-9	554/18.5	88-213	.413	9-40	.225	64-82	.780	34	124	158	5.3	68-2	40	57	18	19	249	8.3
2025-26	USC	13-0	171/13.2	14-32	.438	4-12	.333	3-6	.500	11	22	33	2.5	11-0	11	13	4	5	35	2.7
TOTAL FOR USC		13-0	171/13.2	14-32	.438	4-12	.333	3-6	.500	11	22	33	2.5	11-0	11	13	4	5	35	2.7
TOTAL		43-9	725/16.9	102-245	.416	13-52	.250	67-88	.761	45	146	191	4.4	79-2	51	70	22	24	284	6.6

### Single Game Highs

Statistic	Value	
Points	16	vs Saint Mary's (CA) 02/22/25, vs Norfolk St. 11/28/24
Rebounds	13	vs Portland 03/10/25
Assists	3	at LMU (CA) 01/25/25, at Portland 02/15/25
Steals	3	at LMU (CA) 01/25/25
Blocks	3	vs Pepperdine 12/28/24
FG Made	7	vs LMU (CA) 02/13/25
FG Attempts	17	at Pepperdine 02/27/25
3FG Made	3	vs New Mexico St. 11/04/25
3FG Attempts	3	7 times
FT Made	10	vs Saint Mary's (CA) 02/22/25
FT Attempts	11	vs Saint Mary's (CA) 02/22/25



# #24 BROOKLYN SHAMBLIN

5-9 • Sophomore • Guard • Carpinteria, Calif. (Oaks Christian HS)



## THIS SEASON

Brooklyn Shamblin enters her second season at USC as a sophomore.

## 2024-25 SEASON

- Appeared in 16 games as a true freshman at USC
- Scored first career collegiate basket on Nov. 12 vs. CSUN
- Set career highs with seven points and three assists vs. CSUN
- Hit first career 3-pointer vs. CSUN

## HIGH SCHOOL

A 2024 graduate of Oaks Christian High in Westlake Village, Calif.... A 2024 McDonald's All-American nominee in her senior year after being sidelined with injuries... Earned a 2023 invitation to the MAMBA Foundation... A two-time Kyrie Irving Team Hela Member... As a freshman, was named the 2022 CIF Southern Section Player of the Year after helping lead Oaks Christian to its first CIF-SS title since 2003... Also a First Team All-State honoree and league MVP in 2022... One of 35 players invited to the USA Basketball U16 trials... Also was on track and dance teams at Oaks Christian... Played club for Nike EYBL programs Cal Storm and Cal Swish.... An honor student.

## PERSONAL

Brooklyn Jazz Shamblin was born Aug. 16, 2005 in Santa Barbara, Calif.... The daughter of Brian and Julie Shamblin... Has one brother, Ty, who was on the USC football team... Her father Brian played football at UC Santa Barbara... Her mother Julie is currently pursuing a doctorate at USC... Enjoys going to the beach, spending time with family and friends and playing with her animals in her free time... Lists Kobe Bryant as her biggest sports hero... Has always wanted to skydive... Hopes to travel to Japan, Bahamas and Australia... Would like to play professionally overseas after graduation... Majoring in human biology and hopes to pursue a career as a physical therapist.

## 2025-26 GAME BY GAME

## #24 SHAMBLIN, Brooklyn

Opponent	Date	GS	MIN	Total		3-Pointers		Free throws		Rebounds				PF	A	TO	BLK	STL	PTS	AVG
				FG-FGA	PCT	3FG-3FGA	PCT	FT-FTA	PCT	OFF	DEF	TOT	AVG							
New Mexico St.	11/04/2025		04:11	0-0	.000	0-0	.000	0-0	.000	0	1	1	1.0	1	2	1	0	0	0	0.0
Portland	11/18/2025		02:39	0-0	.000	0-0	.000	0-0	.000	0	0	0	0.5	1	0	0	0	0	0	0.0
Tennessee Tech	11/25/2025		04:08	0-0	.000	0-0	.000	0-0	.000	0	1	1	0.7	0	0	0	0	0	0	0.0
Pepperdine	11/28/2025		07:18	0-0	.000	0-0	.000	0-0	.000	0	2	2	1.0	2	1	1	0	0	0	0.0
Saint Mary's (CA)	12/02/2025		03:12	0-0	.000	0-0	.000	0-0	.000	0	1	1	1.0	0	0	0	0	0	0	0.0
UConn	12/13/2025		01:21	0-0	.000	0-0	.000	0-0	.000	0	0	0	0.8	0	0	0	0	0	0	0.0
Cal Poly	12/18/2025		03:07	0-1	.000	0-0	.000	0-0	.000	0	0	0	0.7	0	0	0	0	0	0	0.0
<b>Totals</b>		<b>0</b>	<b>25:56</b>	<b>0-1</b>	<b>.000</b>	<b>0-0</b>	<b>.000</b>	<b>0-0</b>	<b>.000</b>	<b>0</b>	<b>5</b>	<b>5</b>	<b>0.7</b>	<b>4</b>	<b>3</b>	<b>2</b>	<b>0</b>	<b>0</b>	<b>0</b>	<b>0.0</b>

## Player Averages

Games Played	Minutes/game	Points/game	FG Pct	3FG Pct	FT Pct	Rebounds/game	Assists/game	Turnovers/game	Assist/Turnover ratio	Steals/game	Blocks/game
7	3.7	0.0	0.0	0.0	0.0	0.7	0.4	0.3	1.5	0.0	0.0

# 2024-25 GAME BY GAME

## #24 SHAMBLIN, Brooklyn

Opponent	Date	GS	MIN	Total		3-Pointers		Free throws		Rebounds										
				FG-FGA	PCT	3FG-3FGA	PCT	FT-FTA	PCT	OFF	DEF	TOT	AVG	PF	A	TO	BLK	STL	PTS	AVG
Cal Poly	11/09/2024		04:52	0-1	.000	0-1	.000	0-0	.000	0	0	0	0.0	0	1	0	0	1	0	0.0
CSUN	11/12/2024		08:37	3-3	1.000	1-1	1.000	0-0	.000	0	0	0	0.0	1	3	1	0	0	7	3.5
Santa Clara	11/15/2024		02:18	0-1	.000	0-1	.000	0-0	.000	0	0	0	0.0	1	0	1	0	0	0	2.3
vs Seton Hall	11/27/2024		02:38	0-0	.000	0-0	.000	0-0	.000	0	0	0	0.0	0	1	0	0	0	0	1.8
vs Saint Louis	11/29/2024		03:41	0-0	.000	0-0	.000	0-0	.000	0	0	0	0.0	1	0	1	0	0	0	1.4
California Baptist	12/03/2024		06:05	0-1	.000	0-1	.000	0-0	.000	0	1	1	0.2	1	0	0	1	0	0	1.2
Fresno St.	12/10/2024		04:43	0-1	.000	0-1	.000	0-0	.000	0	0	0	0.1	0	0	0	0	0	0	1.0
Elon	12/15/2024		04:36	0-1	.000	0-0	.000	0-0	.000	1	1	2	0.4	0	0	0	0	1	0	0.9
Nebraska	01/01/2025		02:19	0-0	.000	0-0	.000	0-0	.000	0	0	0	0.3	0	1	0	0	0	0	0.8
at Rutgers	01/05/2025		02:17	0-0	.000	0-0	.000	0-0	.000	0	0	0	0.3	0	0	0	0	0	0	0.7
Penn St.	01/12/2025		02:49	0-1	.000	0-0	.000	0-0	.000	0	0	0	0.3	0	0	0	0	1	0	0.6
at Purdue	01/22/2025		02:20	0-2	.000	0-2	.000	0-0	.000	0	0	0	0.3	1	0	0	0	0	0	0.6
Illinois	02/23/2025		00:41	0-0	.000	0-0	.000	0-0	.000	0	0	0	0.2	0	0	0	0	0	0	0.5
at UCLA	03/01/2025		00:46	0-0	.000	0-0	.000	0-0	.000	0	0	0	0.2	0	0	0	0	0	0	0.5
UNC Greensboro	03/22/2025		02:39	0-0	.000	0-0	.000	0-0	.000	0	1	1	0.3	0	0	0	0	0	0	0.5
Mississippi St.	03/24/2025		02:25	0-0	.000	0-0	.000	0-0	.000	0	0	0	0.3	0	0	0	0	0	0	0.4
<b>Totals</b>		<b>0</b>	<b>53:46</b>	<b>3-11</b>	<b>.273</b>	<b>1-7</b>	<b>.143</b>	<b>0-0</b>	<b>.000</b>	<b>1</b>	<b>3</b>	<b>4</b>	<b>0.3</b>	<b>5</b>	<b>6</b>	<b>3</b>	<b>1</b>	<b>3</b>	<b>7</b>	<b>0.4</b>

## Player Averages

Games Played	Minutes/game	Points/game	FG Pct	3FG Pct	FT Pct	Rebounds/game	Assists/game	Turnovers/game	Assist/Turnover ratio	Steals/game	Blocks/game
16	3.4	0.4	27.3	14.3	0.0	0.3	0.4	0.2	2.0	0.2	0.1

# CAREER HIGHS

## SHAMBLIN, Brooklyn

				Field Goals		3-Point		F-Throws		Rebounds				Scoring						
SEASON	TEAM	GP-GS	MIN/AVG	FG-FGA	FG%	3FG-3FGA	3FG%	FT-FTA	FT%	OFF	DEF	TOT	AVG	PF-FO	A	TO	BLK	STL	PTS	AVG
2024-25	USC	16-0	54/3.4	3-11	.273	1-7	.143	0-0	.000	1	3	4	0.3	5-0	6	3	1	3	7	0.4
2025-26	USC	7-0	26/3.7	0-1	.000	0-0	.000	0-0	.000	0	5	5	0.7	4-0	3	2	0	0	0	0.0
<b>TOTAL</b>		<b>23-0</b>	<b>80/3.5</b>	<b>3-12</b>	<b>.250</b>	<b>1-7</b>	<b>.143</b>	<b>0-0</b>	<b>.000</b>	<b>1</b>	<b>8</b>	<b>9</b>	<b>0.4</b>	<b>9-0</b>	<b>9</b>	<b>5</b>	<b>1</b>	<b>3</b>	<b>7</b>	<b>0.3</b>

## Single Game Highs

Statistic	Value	
Points	7	vs CSUN 11/12/24
Rebounds	2	vs Elon 12/15/24, vs Pepperdine 11/28/25
Assists	3	vs CSUN 11/12/24
Steals	1	vs Cal Poly 11/09/24, vs Elon 12/15/24, vs Penn St. 01/12/25
Blocks	1	vs California Baptist 12/03/24
FG Made	3	vs CSUN 11/12/24
FG Attempts	3	vs CSUN 11/12/24
3FG Made	1	vs CSUN 11/12/24
3FG Attempts	2	at Purdue 01/22/25

# #25 KARA DUNN

5-11 • Senior • Guard • Dallas, Ga. (Georgia Tech /Mount Paran Christian HS)



## THIS SEASON

Kara Dunn enters her first season of competition at USC as a senior transfer.

## 2024-25 SEASON AT GEORGIA TECH

- All-ACC First Team
- USBWA National Player of the Week (Dec. 31)
- Started all 33 contests
- Led team in scoring with 15.5 points per game
- Averaged 16.8 points per game in ACC play
- Converted 49.3 percent from the field and finished second with 52 3-pointers made
- Led Tech at the free-throw line, converting 93 of 116 attempts for an 80.2 percent efficiency

- Recorded first career double-double with 11 points and 13 rebounds in win over Georgia State
- Registered second career double-double with 16 points and career-high 14 rebounds vs. No. 23 Nebraska, going 6-of-7 at the free-throw line
- Hit four 3-pointers to match season-high and finish with 22 points vs. Wake Forest, while matching career-high five steals

## 2023-24 SEASON AT GEORGIA TECH

- All-ACC Second Team
- ACC Player of the Week (Dec. 11)
- Appeared in 30 games and started 26
- Second on team in scoring (15.5 points per game) and in 3-pointers made (39)
- Led team with 78.2 percent free-throw effort
- Set career high with 39 points vs. Georgia State (12/10) — matching the most points scored by a Jacket since 1999
- Recorded her second 30-point game with 31 points at No. 6 NC State (2/18), hitting a career-high seven 3-pointers

## 2022-23 SEASON AT GEORGIA TECH

- Appeared in 28 games and started last 14 as a freshman
- Finished fourth on the team in scoring, averaging 7.6 points per game
- Averaged 21.7 minutes per game
- Shot 42.9 percent from the field for second-highest team field goal percentage
- Scored five points in collegiate debut in season opener vs. Georgia State (11/10)
- Set career high with 21 points vs. Wake Forest (2/16)

## HIGH SCHOOL

Attended Mount Paran Christian School in Kennesaw, Ga... Helped lead Eagles to their first-ever Class A

Private state championship (2022) contributing 30 points, six rebounds, three assists and two blocks in the title game... Tabbed GHSA Region 7 Player of the Year her junior and senior years... 2022 Atlanta Tipoff Club Metro Player of the Year... 2022 GACA Player of the Year... 2022 Atlanta Journal Constitution All-State Player of the Year and All-State First Team honoree... Earned several recognitions from Sandy Spiel in 2022 including: all-state Ms. Basketball, first team, all-state A-private player of the year, all-state A-private first team... Named basketball's most valued player three times (2019-21)... Multi-sport athlete competing in volleyball... Lettered three years as a middle hitter... Helped volleyball to 2021 1A Private State Volleyball Championship... Volleyball GHSA region 7 player of the year and first-team All-State after leading team in kills, hitting percentage and total blocks... Highly-touted prospect... Ranked No. 1 small forward in Georgia by Sandy Spiel... No. 2 overall class of 2022 recruit in Georgia by PrepGirlsHoops... Ranked No. 49 by ASGR and No. 61 by ESPN.

## PERSONAL

Started playing basketball in kindergarten with her father as her coach... Lists most memorable athletic accomplishment to date as winning both volleyball and basketball state championships her senior year in 2021... Mother, Stephanie, played basketball at the University of Georgia... Majoring in communication at USC.

## 2025-26 GAME BY GAME

## #25 DUNN, Kara

Opponent	Date	GS	MIN	Total		3-Pointers		Free throws		Rebounds				PF	A	TO	BLK	STL	PTS	AVG
				FG-FGA	PCT	3FG-3FGA	PCT	FT-FTA	PCT	OFF	DEF	TOT	AVG							
New Mexico St.	11/04/2025	*	24:12	4-9	.444	2-3	.667	2-4	.500	6	2	8	8.0	1	1	0	0	2	12	12.0
vs NC State	11/09/2025	*	24:07	3-8	.375	0-3	.000	0-0	.000	1	3	4	6.0	4	0	2	0	2	6	9.0
vs South Carolina	11/15/2025	*	35:20	4-12	.333	1-4	.250	1-1	1.000	2	3	5	5.7	1	1	1	0	1	10	9.3
Portland	11/18/2025	*	23:15	4-9	.444	1-3	.333	1-1	1.000	3	4	7	6.0	4	2	2	1	2	10	9.5
at Notre Dame	11/21/2025	*	34:11	8-11	.727	4-5	.800	1-1	1.000	0	5	5	5.8	0	1	3	0	1	21	11.8
Tennessee Tech	11/25/2025	*	25:33	2-7	.286	0-3	.000	1-1	1.000	3	2	5	5.7	2	2	2	1	1	5	10.7
Pepperdine	11/28/2025	*	29:16	8-10	.800	3-4	.750	0-0	.000	0	3	3	5.3	4	1	2	2	2	19	11.9
Saint Mary's (CA)	12/02/2025	*	27:43	5-8	.625	2-5	.400	3-4	.750	1	4	5	5.3	0	2	2	0	3	15	12.3
Washington	12/07/2025	*	35:17	2-10	.200	0-3	.000	1-2	.500	4	3	7	5.4	3	2	0	0	0	5	11.4
UConn	12/13/2025	*	32:28	2-6	.333	1-3	.333	0-0	.000	0	2	2	5.1	1	5	1	0	0	5	10.8
Cal Poly	12/18/2025	*	25:34	4-9	.444	3-7	.429	1-2	.500	1	2	3	4.9	2	4	0	0	0	12	10.9
vs California	12/21/2025	*	38:35	5-14	.357	2-6	.333	3-4	.750	2	4	6	5.0	1	2	3	0	2	15	11.3
at Nebraska	12/29/2025	*	28:13	6-13	.462	1-5	.200	1-2	.500	2	3	5	5.0	4	0	0	0	2	14	11.5
Totals		13	383:45	57-126	.452	20-54	.370	15-22	.682	25	40	65	5.0	27	23	18	4	18	149	11.5

## Player Averages

Games Played	Minutes/game	Points/game	FG Pct	3FG Pct	FT Pct	Rebounds/game	Assists/game	Turnovers/game	Assist/Turnover ratio	Steals/game	Blocks/game
13	29.5	11.5	45.2	37.0	68.2	5.0	1.8	1.4	1.3	1.4	0.3



## 2024-25 GAME BY GAME

Date	Team	Opp	Type	Result	GS	MP	FG	FGA	FG%	3P	3PA	3P%	2P	2PA	2P%	eFG%	FT	FTA	FT%	ORB	DRB	TRB	AST	STL	BLK	TOV	PF	PTS	GmSc
2024-11-04	Georgia Tech	Winthrop	REG (Non-Conf)	W 85-39	*	15	0	4	.000	0	2	.000	0	2	.000	.000	2	2	1.000	2	6	8	1	1	0	3	3	2	-0.1
2024-11-08	Georgia Tech	Georgia State	REG (Non-Conf)	W 67-47	*	34	4	11	.364	2	5	.400	2	6	.333	.455	1	2	.500	5	8	13	1	0	0	2	1	11	8.7
2024-11-14	Georgia Tech	West Georgia	REG (Non-Conf)	W 88-53	*	24	5	8	.625	0	3	.000	5	5	1.000	.625	2	2	1.000	0	4	4	0	4	0	1	2	12	11.8
2024-11-17	Georgia Tech	Georgia	REG (Non-Conf)	W 83-67	*	38	10	15	.667	4	7	.571	6	8	.750	.800	1	1	1.000	6	3	9	2	1	0	1	2	25	24.2
2024-11-23	Georgia Tech	N South Dakota State	REG (Non-Conf)	W 71-57	*	25	2	7	.286	0	4	.000	2	3	.667	.286	3	5	.600	1	0	1	0	0	0	2	3	7	-0.4
2024-11-25	Georgia Tech	N Oregon	REG (Non-Conf)	W 74-58	*	30	3	10	.300	0	4	.000	3	6	.500	.300	2	4	.500	5	7	12	0	1	0	2	3	8	4.8
2024-12-01	Georgia Tech	Florida A&M	REG (Non-Conf)	W 98-56	*	22	8	9	.889	3	3	1.000	5	6	.833	1.056	0	0		3	4	7	2	2	0	0	2	19	21.8
2024-12-04	Georgia Tech	Mississippi State	REG (Non-Conf)	W 78-75	*	35	8	14	.571	4	6	.667	4	8	.500	.714	3	3	1.000	2	2	4	2	0	0	0	1	23	19.4
2024-12-08	Georgia Tech	@ Mercer	REG (Non-Conf)	W 78-42	*	22	6	13	.462	2	5	.400	4	8	.500	.538	0	0		2	2	4	0	1	0	1	1	14	8.9
2024-12-11	Georgia Tech	Louisiana-Monroe	REG (Non-Conf)	W 97-37	*	18	6	8	.750	0	2	.000	6	6	1.000	.750	0	0		0	1	1	2	1	0	1	0	12	10.5
2024-12-15	Georgia Tech	@ North Carolina	REG (Conf)	W 82-76	*	39	4	7	.571	3	4	.750	1	3	.333	.786	2	4	.500	1	0	1	3	0	0	1	2	13	9.9
2024-12-18	Georgia Tech	Rice	REG (Non-Conf)	W 88-57	*	24	6	9	.667	2	5	.400	4	4	1.000	.778	3	4	.750	1	1	2	0	1	0	2	2	17	11.9
2024-12-21	Georgia Tech	Nebraska	REG (Non-Conf)	W 72-61	*	37	5	13	.385	0	4	.000	5	9	.556	.385	6	7	.857	6	8	14	0	4	0	0	3	16	17.9
2024-12-29	Georgia Tech	Pittsburgh	REG (Conf)	W 100-61	*	27	10	14	.714	1	4	.250	9	10	.900	.750	7	8	.875	4	3	7	3	1	0	0	2	28	27.8
2025-01-02	Georgia Tech	Syracuse	REG (Conf)	W 85-68	*	36	2	9	.222	0	2	.000	2	7	.286	.222	10	12	.833	3	5	8	1	2	0	0	2	14	13.2
2025-01-09	Georgia Tech	Virginia Tech	REG (Conf)	L 94-105 (2OT)	*	47	11	19	.579	3	8	.375	8	11	.727	.658	8	10	.800	3	7	10	2	1	0	2	3	33	26.7
2025-01-12	Georgia Tech	@ Louisville	REG (Conf)	L 60-69	*	32	8	10	.800	1	1	1.000	7	9	.778	.850	1	2	.500	3	1	4	0	1	0	2	4	18	13.6
2025-01-16	Georgia Tech	@ Notre Dame	REG (Conf)	L 66-81	*	38	8	17	.471	3	7	.429	5	10	.500	.559	2	3	.667	2	3	5	1	2	0	1	2	21	15.1
2025-01-19	Georgia Tech	Clemson	REG (Conf)	W 89-65	*	35	7	11	.636	1	3	.333	6	8	.750	.682	5	6	.833	3	4	7	3	0	0	2	0	20	18.1
2025-01-23	Georgia Tech	@ Virginia	REG (Conf)	W 75-62	*	35	2	8	.250	0	3	.000	2	5	.400	.250	0	0		3	3	6	1	0	0	3	2	4	-0.9
2025-01-26	Georgia Tech	Duke	REG (Conf)	L 50-55	*	36	3	7	.429	0	1	.000	3	6	.500	.429	4	6	.667	1	4	5	1	1	1	0	3	10	8.6
2025-02-02	Georgia Tech	@ Miami (FL)	REG (Conf)	W 77-66	*	25	7	13	.538	2	6	.333	5	7	.714	.615	0	0		2	3	5	2	0	1	1	4	16	11.5
2025-02-06	Georgia Tech	SMU	REG (Conf)	W 70-69	*	37	4	10	.400	1	4	.250	3	6	.500	.450	6	8	.750	4	4	8	4	0	2	1	3	15	14.8
2025-02-09	Georgia Tech	@ Boston College	REG (Conf)	W 71-51	*	34	7	12	.583	3	6	.500	4	6	.667	.708	6	6	1.000	3	2	5	2	1	0	4	3	23	17.3
2025-02-13	Georgia Tech	@ Clemson	REG (Conf)	L 61-68	*	35	6	14	.429	4	9	.444	2	5	.400	.571	2	2	1.000	2	3	5	0	2	0	2	3	18	11.7
2025-02-16	Georgia Tech	Wake Forest	REG (Conf)	W 73-62	*	38	8	14	.571	4	7	.571	4	7	.571	.714	2	3	.667	1	2	3	1	5	0	1	0	22	21.0
2025-02-20	Georgia Tech	NC State	REG (Conf)	L 68-83	*	37	5	11	.455	1	3	.333	4	8	.500	.500	0	0		2	2	4	0	1	0	1	1	11	6.9
2025-02-23	Georgia Tech	Florida State	REG (Conf)	L 70-73	*	26	3	10	.300	1	2	.500	2	8	.250	.350	0	1	.000	4	0	4	0	2	0	2	2	7	2.8
2025-02-27	Georgia Tech	@ California	REG (Conf)	L 65-79	*	38	5	10	.500	2	3	.667	3	7	.429	.600	6	6	1.000	1	5	6	3	2	0	3	2	18	15.5
2025-03-02	Georgia Tech	@ Stanford	REG (Conf)	L 82-87	*	33	5	16	.313	1	8	.125	4	8	.500	.344	0	0		0	3	3	1	2	0	3	2	11	1.6
Date	Team	Opp	Type	Result	GS	MP	FG	FGA	FG%	3P	3PA	3P%	2P	2PA	2P%	eFG%	FT	FTA	FT%	ORB	DRB	TRB	AST	STL	BLK	TOV	PF	PTS	GmSc
2025-03-06	Georgia Tech	N Virginia Tech	CTOURN	W 72-57	*	30	6	13	.462	2	6	.333	4	7	.571	.538	2	2	1.000	2	7	9	1	0	0	0	2	16	12.7
2025-03-07	Georgia Tech	N NC State	CTOURN	L 72-73	*	40	7	14	.500	2	6	.333	5	8	.625	.571	5	5	1.000	2	3	5	0	2	0	4	2	21	13.5
Date	Team	Opp	Type	Result	GS	MP	FG	FGA	FG%	3P	3PA	3P%	2P	2PA	2P%	eFG%	FT	FTA	FT%	ORB	DRB	TRB	AST	STL	BLK	TOV	PF	PTS	GmSc
2025-03-21	Georgia Tech	N Richmond	ROUND-64	L 49-74	*	37	2	11	.182	0	4	.000	2	7	.286	.182	2	2	1.000	3	1	4	1	1	0	0	2	6	2.4
				22-11	33	1059	183	371	.493	52	147	.354	131	224	.585	.563	93	116	.802	82	111	193	40	42	4	48	69	511	12.2

## CAREER HIGHS

### DUNN, Kara

				Field Goals		3-Point		F-Throws		Rebounds								Scoring		
SEASON	TEAM	GP-GS	MIN/AVG	FG-FGA	FG%	3FG-3FGA	3FG%	FT-FTA	FT%	OFF	DEF	TOT	AVG	PF-FO	A	TO	BLK	STL	PTS	AVG
2022-23	GaTech	28-14	606/21.7	82-191	.429	14-56	.250	36-49	.735	53	40	93	3.3	53-0	39	40	8	22	214	7.6
2023-24	GaTech	30-26	948/31.6	165-370	.446	39-131	.298	97-124	.782	59	80	139	4.6	70-0	42	64	13	26	466	15.5
2024-25	GaTech	33-33	1058/32.1	183-371	.493	52-147	.354	93-116	.802	82	111	193	5.8	69-0	40	48	4	42	511	15.5
2025-26	USC	13-13	384/29.5	57-126	.452	20-54	.370	15-22	.682	25	40	65	5.0	27-0	23	18	4	18	149	11.5
TOTAL FOR USC		13-13	384/29.5	57-126	.452	20-54	.370	15-22	.682	25	40	65	5.0	27-0	23	18	4	18	149	11.5
TOTAL		104-86	2996/28.8	487-1058	.460	125-388	.322	241-311	.775	219	271	490	4.7	219-0	144	170	29	108	1340	12.9

### Single Game Highs

Statistic	Value
Points	39 vs Georgia St. 12/10/23
Rebounds	14 vs Nebraska 12/21/24
Assists	5 vs UConn 12/13/25, vs USC Upstate 12/20/23
Steals	5 vs Wake Forest 02/16/25, vs Virginia 01/04/24
Blocks	2 5 times
FG Made	14 vs Georgia St. 12/10/23
FG Attempts	19 at Nebraska 12/02/23, vs Virginia Tech 01/09/25
3FG Made	7 at NC State 02/18/24
3FG Attempts	9 at Clemson 02/13/25, at NC State 02/18/24
FT Made	10 vs Syracuse 01/02/25, at Clemson 02/15/24
FT Attempts	12 vs Syracuse 01/02/25

## BOX SCORES



Official Basketball Box Score - Final  
**New Mexico State at USC**  
 11/04/25 Galen Center, Los Angeles, Calif.  
 2025-26 USC Women's Basketball

Game Time: 7:00 PM  
 Game Duration: 1:56  
 Attendance: 3,971

Officials: Lisa Jones, Maj Forsberg, Teresa Turner

New Mexico State - 48

Record: 0-1

NO.	Name	Min	FG	3P	FT	Rebounds	Fouls	TP	AS	TO	ST	Blocks	BS	BA	+	-
M.A.	M.A.	M.A.	M.A.	M.A.	M.A.	M.A.	M.A.	M.A.	M.A.	M.A.	M.A.	M.A.	M.A.	M.A.	M.A.	M.A.
24	Lucia Yenes	F 32:44	11-19	2-3	3-3	0 5 5	2 2	27	1	4	2	3	0	2	-27	
1	Imani Warren	F 18:10	5-11	0-0	1-3	0 3 3	4 3	11	2	2	0	0	0	2	-10	
2	Loes Rozing	G 16:08	0-1	0-0	0-0	0 1 1	4 2	0	2	2	2	0	0	-18		
3	Keira Hudson	G 21:43	0-5	0-2	0-0	0 1 1	2 0	0	1	5	1	0	0	-28		
30	Anna Csenyi	G 23:11	1-3	0-1	0-0	0 0 0	2 0	2	0	2	0	0	0	-23		
27	Lucia Lara	23:33	1-3	0-0	0-2	1 1 2	0 2	2	1	0	1	0	0	-18		
22	Emma Christiano	20:28	0-1	0-0	0-0	0 1 1	4 0	0	4	1	0	0	0	-16		
5	Morane Dossou	06:20	0-1	0-0	0-0	0 3 3	1 0	0	0	1	0	0	0	-13		
7	Nikki Stanic	07:24	0-2	0-1	0-0	0 0 0	3 0	0	0	0	0	0	0	-13		
16	Maria Gutiera	08:59	1-3	0-0	0-0	0 1 1	1 2	2	2	2	0	0	0	-10		
4	DeAvion Wilson	09:19	1-1	0-0	0-0	0 0 0	3 0	2	0	2	1	0	0	-15		
23	Iyana Beh	12:01	1-2	0-0	0-0	1 2 3	3 1	2	0	1	1	1	0	-4		
Team						3 1 4	0 0	0	4							
Totals			21-52	2-7	4-8	5 19 24	29 12	48	13	24	8	4	4	-39		

Major Fouls: NONE

Shooting By Period	1st	2nd	3rd	4th	FT
FG%	5-12 41.7%				
3PT%	0-2 0.0%				
FT%	3-6 50.0%				
2nd FG%	5-9 55.6%				
3PT%	0-1 0.0%				
FT%	0-0 0%				
3rd FG%	7-17 41.2%				
3PT%	1-2 50.0%				
FT%	1-2 50%				
4th FG%	4-14 28.6%				
3PT%	1-2 50.0%				
FT%	0-0 0%				
GM FG%	21-52 40.4%				
3PT%	2-7 28.6%				
FT%	4-8 50.0%				

Dead Ball Rebounds: 1, 2

USC - 87

Record: 1-0

NO.	Name	Min	FG	3P	FT	Rebounds	Fouls	TP	AS	TO	ST	Blocks	BS	BA	+	-
M.A.	M.A.	M.A.	M.A.	M.A.	M.A.	M.A.	M.A.	M.A.	M.A.	M.A.	M.A.	M.A.	M.A.	M.A.	M.A.	M.A.
0	Vivian Iwuchukwu	F 13:20	2-3	0-0	1-4	2 2 4	1 3	5	0	0	1	0	0	17		
9	Jazzy Davidson	G 30:10	4-16	0-7	6-7	1 4 5	1 5	14	4	3	1	1	0	32		
10	Malia Samuels	G 24:03	1-2	1-1	1-2	0 3 3	1 3	4	4	2	2	0	0	20		
11	Kennedy Smith	G 27:16	2-10	1-6	6-7	0 4 4	1 3	11	2	0	2	1	0	31		
25	Kara Dunn	G 24:12	4-9	2-3	2-4	6 2 8	1 3	12	1	0	2	0	1	13		
3	Londynn Jones	18:21	6-11	0-3	4-4	2 2 3	1 4	16	3	1	2	0	0	19		
7	Yakia Milton	08:37	2-3	0-0	2-2	1 1 2	2 2	6	0	0	0	0	0	12		
8	Gerda Raulusalyte	13:40	1-3	0-0	1-4	4 5 9	1 2	3	1	0	0	1	2	10		
13	Dayana Mendes	18:17	3-5	3-3	0-0	1 4 5	0 0	9	1	1	1	0	0	22		
6	Laura Williams	09:48	1-3	0-0	2-5	2 1 3	2 4	4	0	1	0	1	1	3		
4	Rian Forester	08:05	1-1	1-1	0-0	0 0 0	0 0	3	1	1	0	0	0	11		
24	Brooklyn Shamblin	04:11	0-0	0-0	0-0	0 1 1	1 0	0	2	1	0	0	0	5		
Team						1 1 2	0 0	0	0							
Totals			27-66	8-24	25-39	20 29 49	12 29	87	19	10	11	4	4	39		

Major Fouls: NONE

Shooting By Period	1st	2nd	3rd	4th	FT
FG%	6-17 35.3%				
3PT%	1-7 14.3%				
FT%	7-11 63.6%				
2nd FG%	7-17 41.2%				
3PT%	2-5 40.0%				
FT%	9-12 75%				
3rd FG%	7-21 33.3%				
3PT%	2-5 40.0%				
FT%	4-5 80%				
4th FG%	7-11 63.6%				
3PT%	3-7 42.9%				
FT%	5-11 45.5%				
GM FG%	27-66 40.9%				
3PT%	8-24 33.3%				
FT%	25-39 64.1%				

Dead Ball Rebounds: 12, 0

Biggest lead	1 (1st 7:46)	41 (4th 1:15)
Best Scoring Run	7 (3rd 0:32)	9 (4th 1:15)
Lead Changes	4	
Times Tied	1	
Time with Lead	01:09	38:10

Points from Turnovers	NMS	USC
Paint	32	30
Second Chance	4	20
Fast Breaks	9	9
Bench	8	41

Period by Period Scoring	1st	2nd	3rd	4th	TOT
NMS	13	10	16	9	48
USC	20	25	20	22	87



Official Basketball Box Score - Final  
**Southern California at NC State**  
 11/09/25 Spectrum Center, Charlotte  
 2025-26 Women's Basketball

Game Time: 3:00 PM  
 Game Duration: 1:56  
 Attendance: 5,208

Officials: Gina Cross, Melissa Barlow, Kristen Ball

Southern California - 69

Record: 2-0

NO.	Name	Min	FG	3P	FT	Rebounds	Fouls	TP	AS	TO	ST	Blocks	BS	BA	+	-
M.A.	M.A.	M.A.	M.A.	M.A.	M.A.	M.A.	M.A.	M.A.	M.A.	M.A.	M.A.	M.A.	M.A.	M.A.	M.A.	M.A.
8	Gerda Raulusalyte	F 23:14	2-3	0-0	1-2	0 2 2	1 2	5	0	0	1	0	0	9		
9	Jazzy Davidson	G 34:23	8-23	3-9	2-2	1 3 4	2 2	21	4	1	3	5	0	8		
10	Malia Samuels	G 35:57	1-4	0-1	0-2	1 4 5	3 3	2	1	1	3	0	0	-4		
11	Kennedy Smith	G 29:53	5-16	0-3	0-0	2 6 8	3 0	10	1	1	1	0	0	-5		
25	Kara Dunn	G 24:07	3-9	0-3	0-0	1 3 4	1 1	6	0	2	2	0	0	3		
0	Vivian Iwuchukwu	07:12	0-2	0-0	0-0	0 3 3	2 0	0	0	0	0	0	0	-8		
3	Londynn Jones	26:17	6-14	4-9	3-4	0 4 4	1 4	19	3	1	0	1	0	10		
13	Dayana Mendes	09:21	1-4	0-1	0-0	0 1 1	0 1	2	1	0	0	0	0	-8		
7	Yakia Milton	04:51	0-0	0-0	0-0	0 1 0	0 0	0	1	0	0	0	0	4		
6	Laura Williams	04:45	2-2	0-0	0-0	2 0 2	1 0	4	0	0	1	0	0	-4		
Team						4 2 6	0 0	0	1							
Totals			28-76	7-26	6-10	12 28 40	17 13	69	11	7	11	6	1	1		

Major Fouls: NONE

Shooting By Period	1st	2nd	3rd	4th	FT
FG%	7-21 33.3%				
3PT%	2-8 25.0%				
FT%	2-2 100%				
2nd FG%	6-17 35.3%				
3PT%	2-5 40.0%				
FT%	1-2 50%				
3rd FG%	7-20 35.0%				
3PT%	1-5 20.0%				
FT%	2-2 100%				
4th FG%	8-18 44.4%				
3PT%	2-8 25.0%				
FT%	1-4 25%				
GM FG%	28-76 36.8%				
3PT%	7-26 26.9%				
FT%	6-10 60.0%				

Dead Ball Rebounds: 3, 0

NC State - 68

Record: 1-1

NO.	Name	Min	FG	3P	FT	Rebounds	Fouls	TP	AS	TO	ST	Blocks	BS	BA	+	-
M.A.	M.A.	M.A.	M.A.	M.A.	M.A.	M.A.	M.A.	M.A.	M.A.	M.A.	M.A.	M.A.	M.A.	M.A.	M.A.	M.A.
12	Khamli Pierre	F 36:00	4-16	0-0	2-2	10 8 18	0 5	10	2	3	1	0	1	-1		
18	Tilda Tryggv	F 35:54	3-7	1-2	1-2	3 8 11	1 2	8	1	2	0	0	0	5		
2	Qadence Samuels	G 28:46	4-8	1-4	0-0	0 3 3	1 3	9	0	2	0	1	0	-1		
3	Zamareya Jones	G 19:45	3-9	2-5	0-2	0 1 1	4 3	8	0	2	0	0	0	-2		
35	Zoe Brooks	G 38:58	10-20	0-2	4-5	2 9 11	2 6	24	6	6	1	0	0	-1		
0	Devyn Quigley	25:28	4-7	1-3	0-0	0 4 4	2 0	9	2	1	0	0	1	5		
11	Maddie Cox	08:06	0-2	0-2	0-0	0 0 0	0 0	0	0	0	0	0	0	-6		
7	Destiny Lunan	07:03	0-2	0-1	0-0	0 1 1	1 0	0	0	2	1	0	1	-4		
Team						2 3 5	0 0	0	0							
Totals			28-71	5-19	7-11	17 37 54	13 17	68	11	18	3	1	6	-1		

Major Fouls: NONE

Shooting By Period	1st	2nd	3rd	4th	FT
FG%	8-21 38.1%				
3PT%	2-5 40.0%				
FT%	2-3 66.7%				
2nd FG%	7-18 38.9%				
3PT%	0-4 0.0%				
FT%	0-0 0%				
3rd FG%	9-18 50.0%				
3PT%	2-3 66.7%				
FT%	4-5 80%				
4th FG%	4-14 28.6%				
3PT%	1-7 14.3%				
FT%	1-3 33.3%				
GM FG%	28-71 39.4%				
3PT%	5-19 26.3%				
FT%	7-11 63.6%				

Dead Ball Rebounds: 2, 9

Biggest lead	4 (2nd 6:18)	11 (4th 9:48)
Best Scoring Run	8 (2nd 7:49)	11 (4th 9:48)
Lead Changes	13	
Times Tied	8	
Time with Lead	08:30	25:15

Points from Turnovers	USC	NCS
Paint	15	8
Second Chance	15	8
Fast Breaks	11	19
Bench	25	9

||
||
||

## BOX SCORES

	Official Basketball Box Score - Final																			
	Pepperdine at USC																			
	11/29/25 Green Center, Los Angeles, Calif.																			
	2025-26 USC Women's Basketball																			
Officials: Melissa Barlow, Kyle Bacon, Lauren Nemmer																				
Pepperdine - 52																				
Record: 4-2																				
NO. Name	Min	FG M-A	3P M-A	FT M-A	Rebounds OR DR TOT	Fouls PF FD	TPS	AS	TO	ST	Blocks BS BA	+/-								
12 Shoma Preston	F 18:44	2-6	0-1	1-2	1 3 4	4 1	5	2	1	0	1 1	-8								
1 Tajia Sa-Maria	G 30:41	1-6	0-1	2-2	1 2 3	1 4	4	2	2	0	0 1	-20								
2 Eli Guiney	G 32:43	3-9	0-2	6-7	2 1 3	3 5	12	6	1	0	0 2	-33								
13 Meghan Fiso	G 24:06	5-9	1-3	0-0	1 4 5	0 1	11	0	1	0	0 2	-19								
22 Lina Falk	G 25:56	2-6	0-1	0-0	2 2 2	2 0	4	1	3	1	0 0	-11								
3 Bella Green	22:24	1-5	0-0	0	2 7 9	2 3	2	1	3	1 1	1	-16								
30 Seleh Harmon	20:17	2-6	0-3	0-0	1 1 2	0 4	0	4	2	0	0 0	-19								
0 Ivory Finley	15:44	1-3	0-1	4-4	0 0 0	1 2	6	0	0	0 1	1	-9								
44 Zoe Shanahan	02:46	0-0	0-0	0-0	0 0 0	1 0	0	1	2	0	0 0	-6								
31 Irune Orio	11:40	1-3	0-1	2-2	0 2 2	1 2	4	0	1	0	0 0	-9								
Team					4 2 6	0	0	2												
Totals		18-53	1-13	15-17	11 24 35	15 18	52	13	16	2 3	8 30									
Major Fouls: NONE																				
Shooting By Period																				
1st FG%	5-14	35.7%																		
3PT%	0-3	0.0%																		
FT%	0-0	0%																		
2nd FG%	5-13	38.5%																		
3PT%	1-4	25.0%																		
FT%	5-5	100%																		
3rd FG%	6-15	40.0%																		
3PT%	0-3	0.0%																		
FT%	1-2	50%																		
4th FG%	2-11	18.2%																		
3PT%	0-3	0.0%																		
FT%	9-10	90%																		
GM FG%	18-53	34.0%																		
3PT%	1-13	7.7%																		
FT%	15-17	88.2%																		
Dead Ball Rebounds: 2, 1																				
USC - 82																				
Record: 5-2																				
NO. Name	Min	FG M-A	3P M-A	FT M-A	Rebounds OR DR TOT	Fouls PF FD	TPS	AS	TO	ST	Blocks BS BA	+/-								
0 Vivian Ihwuchukwu	F 12:47	4-4	0-0	0-0	0 0 0	0 1	9	2	1	0	0 0	17								
3 Londynn Jones	G																			

**Official Basketball Box Score - Final**  
**Saint Mary's (CA) at USC**  
 12/02/25 Galen Center, Los Angeles, Calif.  
 2025-26 USC Women's Basketball

Game Time: 7:00 PM  
 Game Duration: 1:46  
 Attendance: 2,361

Officials: Roy Gubayun, InFris Robinson, Hayleya Seales

**Saint Mary's (CA) - 33**

**Record: 5-4**

NO.	Name	Min	FG		3P		FT	Rebounds		Fouls		TP	AS	TO	ST	Blocks			+/-
			M	A	M	A		OR	DR	OT	PF					BS	BA	BB	
5	Abigail Shoff	F	22:41	1-5	1-2	1-2	1-2	2	0	2	1	2	4	0	0	0	1	1	-33
7	Edie Clarke	F	22:07	3-4	0-0	2-2	0	2	6	6	1	1	8	2	2	1	2	0	-16
7	Emy Kurkowski	G	18:41	1-4	0-2	0-0	0	2	2	2	3	0	2	2	2	1	1	1	-43
13	Malia Latu	G	20:56	2-7	0-0	0-0	0	1	1	1	1	0	4	0	2	1	0	1	-35
23	Adai Wedin	G	23:01	0-4	0-2	0-0	0	1	1	2	0	0	0	1	2	0	0	0	-25
8	Emily Foy	F	21:08	2-3	1-1	0-0	0	3	3	3	1	1	5	2	2	0	0	0	-3
0	Jada Hunter		16:13	0-2	0-0	2-2	1	1	2	3	2	2	0	4	1	1	1	2	-3
3	Mauriana Hashemian-Orr		11:39	0-2	0-1	0-0	0	0	0	0	2	0	0	1	4	0	0	0	-16
4	Charlee Onstief	F	14:04	1-4	0-2	0-0	0	1	1	2	4	0	2	0	4	1	0	0	-20
10	Georgia Grigoropoulou		09:48	1-3	0-0	2-2	0	1	1	1	3	0	4	1	1	2	0	0	-9
22	Melesungu Afesaki		05:14	0-0	0-0	2-2	1	1	2	1	1	2	0	1	0	0	0	0	-7
3	Ella Wedin		09:53	0-3	0-3	0-0	0	0	0	0	0	2	0	0	0	1	0	0	-10
11	Coco Urlicher		04:35	0-0	0-0	0-0	0	1	0	1	2	0	0	1	0	0	0	0	-10
Team								2	0	2	0	0	0	4					
<b>Totals</b>				11:41	2-13	9-10		9	17	26	21	12	33	7	29	8	5	4	-46

Shooting By Period			
1 <sup>st</sup> FG%	4.8	50.0%	
3PT%	2.2	100.0%	
FT%	4.4	100%	
2 <sup>nd</sup> FG%	1-13	7.7%	
3PT%	0-4	0.0%	
FT%	2-2	100%	
3 <sup>rd</sup> FG%	4.9	44.4%	
FT%	0-2	0.0%	
4 <sup>th</sup> FG%	2-11	18.2%	
FT%	0-5	0.0%	
FT%	3-4	75%	
GM FG%	11-41	26.8%	
FT%	9-10	90.0%	
Dead Ball Rebounds: 3			

**Major Fouls: NONE**

**USC - 79**

**Record: 6-2**

NO.	Name	Min	FG		3P		FT	Rebounds		Fouls		TP	AS	TO	ST	Blocks			+/-
			M	A	M	A		OR	DR	OT	PF					BS	BA	BB	



## BOX SCORES



Official Basketball Box Score - Final  
**Washington at USC**  
 12/07/25 Galen Center, Los Angeles, Calif.  
 2025-26 USC Women's Basketball

Game Time: 5:00 PM  
 Game Duration: 1:58  
 Attendance: 6,137

Officials: Gina Cross, Chuck Gonzales, Teresa Turner

Washington - 50

Record: 8-1 (0-1)

NO. Name	Min	FG	3P	FT	Rebounds	Fouls	TP	AS	TO	ST	Blocks	+
M-A	M-A	M-A	M-A	OR DR TOT	PF FD						BS BA	
55 Yulia Grabovskaia	C 15:10	2-3	0-0	0-0	0 2 2	2 1 4	0	0	1	1	0	-7
0 Sayyia Sellers	G 35:39	7-23	3-7	3-3	1 1 2	5 3 20	2	4	1	0	2	-5
1 Hannah Stines	G 33:25	2-6	0-1	0-0	2 1 3	0 2 4	4	0	0	1	0	-3
2 Avery Howell	G 37:40	5-14	3-9	3-4	2 1 1	13 4 7	16	2	2	2	0	-9
2 Elle Ladine	G 22:09	0-10	0-5	0-0	0 2 2	3 0 0	1	0	0	1	0	-12
21 Brynn McGaughey	14:06	1-6	0-3	0-2	4 4 8	4 1 2	0	1	0	2	0	2
5 Teagan Brown	21:37	1-2	0-0	2-2	2 1 3	0 2 4	0	2	3	0	0	-1
3 Devin Coppinger	20:13	0-3	0-0	0-1	1 1 2	1 2 0	1	1	2	0	0	-10
11 Chloe Briggs	00:01	0-0	0-0	0-0	0 0 0	0 0 0	0	0	0	0	0	0
35 Sienna Harvey	00:01	0-0	0-0	0-0	0 0 0	0 0 0	0	0	0	0	0	0
Team					1 2 3	0 0 0						
Totals		18-67	6-25	8-12	13 25 38	21 16 50	10	9	5	6	9	

Major Fouls: NONE

Shooting By Period	1st	2nd	3rd	4th	GM
FG	3-19 15.8%	4-15 26.7%	5-14 35.7%	2-7 28.6%	18-67 26.9%
3PT	2-7 28.6%	0-0 0%	0-0 0%	0-0 0%	6-25 24.0%
FT	3-3 100%	2-2 100%	2-2 100%	1-2 50%	8-12 66.7%
GM FG	18-67 26.9%	4-15 26.7%	5-14 35.7%	2-7 28.6%	18-67 26.9%
3PT	2-7 28.6%	0-0 0%	0-0 0%	0-0 0%	6-25 24.0%
FT	3-3 100%	2-2 100%	2-2 100%	1-2 50%	8-12 66.7%

Dead Ball Rebounds: 4, 2

USC - 59

Record: 7-2 (1-0)

NO. Name	Min	FG	3P	FT	Rebounds	Fouls	TP	AS	TO	ST	Blocks	+
M-A	M-A	M-A	M-A	OR DR TOT	PF FD						BS BA	
0 Vivian Iwuchukwu	F 11:52	0-1	0-0	0-0	1 3 4	1 3 0	0	0	0	0	0	-5
9 Jazzy Davidson	G 37:41	10-21	2-7	0-2	0 12 12	2 4 22	4	4	0	2	0	-7
10 Malia Samuels	G 19:54	0-5	0-2	0-0	2 1 3	1 1 0	1	2	1	1	1	-6
11 Kennedy Smith	G 35:30	4-10	0-3	5-9	0 5 5	4 7 13	4	1	2	2	0	10
25 Kara Dunn	G 35:17	2-10	0-3	1-2	4 3 7	3 2 5	2	0	0	0	1	6
3 Londynn Jones	23:20	3-6	0-2	0-0	0 1 1	2 0 6	3	3	1	0	0	-12
8 Gerda Raulusaityte	25:52	2-2	0-0	4-6	4 4 8	2 3 8	0	2	0	0	0	15
13 Dayana Mendes	08:18	1-1	0-0	0-0	0 1 1	1 0 2	0	1	0	0	0	7
6 Laura Williams	02:15	1-4	0-0	1-2	2 1 3	0 1 3	0	0	0	1	2	-1
Team					2 4 6	0 0 0						
Totals		23-60	2-17	11-21	15 35 50	16 21 59	14	13	4	6	5	9

Major Fouls: NONE

Shooting By Period	1st	2nd	3rd	4th	GM
FG	2-14 14.3%	6-19 31.6%	3-6 50%	8-11 72.7%	19-50 38.0%
3PT	0-5 0.0%	0-1 0%	0-0 0%	0-0 0%	0-6 0%
FT	0-0 0%	5-9 55.6%	1-2 50%	5-11 45.5%	11-21 52.4%
GM FG	2-14 14.3%	6-19 31.6%	3-6 50%	8-11 72.7%	19-50 38.0%
3PT	0-5 0.0%	0-1 0%	0-0 0%	0-0 0%	0-6 0%
FT	0-0 0%	5-9 55.6%	1-2 50%	5-11 45.5%	11-21 52.4%

Dead Ball Rebounds: 5, 1

	UW	USC
Biggest lead	8 (1 <sup>st</sup> 4:17)	9 (3 <sup>rd</sup> 1:06)
Best Scoring Run	8 (1 <sup>st</sup> 4:17)	9 (3 <sup>rd</sup> 3:44)
Lead Changes	9	
Times Tied	4	
Time with Lead	19:08	18:07

Points from Turnovers	UW	USC
Paint	24	30
Second Chance	11	12
Fast Breaks	7	12
Bench	6	19

Period by Period Scoring	1st	2nd	3rd	4th	TOT
UW	8	14	12	16	50
USC	4	18	17	20	59



Official Basketball Box Score - Final  
**UConn at USC**  
 12/13/25 Galen Center, Los Angeles, Calif.  
 2025-26 USC Women's Basketball

Game Time: 2:30 PM  
 Game Duration: 1:47  
 Attendance: 9,035

Officials: Brenda Pantof, Tara Cross, Julie Krommenhoek

UConn - 79

Record: 10-0

NO. Name	Min	FG	3P	FT	Rebounds	Fouls	TP	AS	TO	ST	Blocks	+
M-A	M-A	M-A	M-A	OR DR TOT	PF FD						BS BA	
21 Sarah Strong	F 31:32	6-11	1-4	1-1	2 5 7	3 2 14	3	3	3	3	0	24
22 Serah Williams	F 20:38	3-7	0-0	0-2	1 8 9	1 1 6	2	0	1	2	1	21
2 KK Arnold	G 30:23	2-5	0-1	3-4	0 3 3	2 2 7	6	2	3	0	0	33
12 Ashlynn Shade	G 28:40	6-11	3-6	0-0	1 3 4	3 0 15	4	1	2	0	1	21
35 Azzi Fudd	G 29:28	6-11	3-6	2-2	1 2 3	1 2 17	4	2	0	1	1	28
4 Bianca Quinonez	20:35	5-9	0-1	2-2	0 4 4	1 1 12	2	1	4	1	2	16
9 Kayleigh Heckel	13:05	1-4	0-0	0-2	1 0 1	4 1 2	2	0	0	0	0	6
11 Alia Ziebell	07:06	0-2	0-1	0-0	0 0 0	1 0 0	1	0	0	0	0	0
8 Jana El Alfy	08:26	2-2	0-0	0-0	2 2 4	2 0 4	0	2	0	0	0	-7
33 Caroline Ducharme	04:47	0-1	0-0	0-0	0 2 2	0 0 0	0	0	1	0	0	-2
7 Kelis Fisher	02:40	0-1	0-0	2-2	0 0 0	2 2 0	2	1	0	0	0	0
34 Ayanna Patterson	02:40	0-1	0-0	0-0	1 1 2	0 0 0	1	1	0	0	1	0
Team					1 1 2	0 0 0						
Totals		31-65	7-19	10-15	10 31 41	18 11 79	25	13	14	7	7	28

Major Fouls: NONE

USC - 51

Record: 7-3

NO. Name	Min	FG	3P	FT	Rebounds	Fouls	TP	AS	TO	ST	Blocks	+
M-A	M-A	M-A	M-A	OR DR TOT	PF FD						BS BA	
8 Gerda Raulusaityte	F 15:07	1-3	0-0	0-0	0 2 2	0 0 0	2	0	3	1	0	-13
9 Jazzy Davidson	G 36:50	3-13	2-3	2-4	1 3 4	1 3 10	1	2	1	4	1	-30
10 Malia Samuels	G 16:30	1-2	0-0	0-2	0 2 2	4 1 2	1	2	1	0	1	-18
11 Kennedy Smith	G 35:44	5-15	1-6	5-5	1 6 7	1 4 16	2	1	3	1	1	-28
25 Kara Dunn	G 32:28	2-6	1-3	0-0	0 2 2	1 1 5	5	1	0	0	0	-20
0 Vivian Iwuchukwu	09:24	0-1	0-0	0-0	1 2 3	0 0 0	0	2	0	0	0	-4
3 Londynn Jones	25:33	3-10	0-6	8-9	0 2 2	0 9 14	0	4	0	0	0	-14
13 Dayana Mendes	13:50	0-1	0-1	0-0	1 2 3	2 0 0	1	2	0	0	0	-15
7 Yakiya Milton	05:00	0-0	0-0	0-0	1 1 2	0 0 0	0	1	0	0	0	-9
6 Laura Williams	05:59	1-2	0-0	0-0	1 1 2	0 0 0	2	1	0	0	0	9
4 Rian Forester	02:14	0-0	0-0	0-0	0 0 0	0 0 0	0	0	1	0	0	2
24 Brooklyn Shamblyn	01:21	0-0	0-0	0-0	0 0 0	0 0 0	0	0	0	0	0	0
Team					2 3 5	0 0 0						
Totals		16-53	4-19	15-20	7 26 33	11 18 51	11	20	6	7	7	-28

Major Fouls: NONE

	UConn	USC
Biggest lead	39 (3 <sup>rd</sup> 4:34)	1 (1 <sup>st</sup> 9:26)
Best Scoring Run	15 (1 <sup>st</sup> 0:06)	8 (4 <sup>th</sup> 3:33)
Lead Changes	8	
Times Tied	1	
Time with Lead	36:50	02:53

Points from Turnovers	UConn	USC
Paint	44	22
Second Chance	11	6
Fast Breaks	10	13
Bench	20	16

Period by Period Scoring	1st	2nd	3rd	4th	TOT
UConn	23	16	30	10	79
USC	9	8	22	12	51

Shooting By Period	1st	2nd	3rd	4th	GM
FG	3-15 20.0%	3-14 25.0%	4-15 26.7%	6-11 54.5%	16-53 30.2%
3PT	1-4 25.0%	2-2 100%	0-0 0%	0-0 0%	3-6 50%
FT	0-0 0%	0-0 0%	0-0 0%	0-0 0%	0-0 0%
GM FG	3-15 20.0%	3-14 25.0%	4-15 26.7%	6-11 54.5%	16-53 30.2%
3PT	1-4 25.0%	2-2 100%	0-0 0%	0-0 0%	3-6 50%
FT	0-0 0%	0-0 0%	0-0 0%	0-0 0%	0-0 0%

Dead Ball Rebounds: 4, 0



Official Basketball Box Score - Final  
**Cal Poly at USC**  
 12/18/25 Galen Center, Los Angeles, Calif.  
 2025-26 Women's Basketball

Game Time: 7:00 PM  
 Game Duration: 1:41  
 Attendance: 3,511

Officials: Kenneth Nash, Kimberly Hobbs, Nicole Leon

Cal Poly - 39

Record: 2-9

NO. Name	Min	FG	3P	FT	Rebounds	Fouls	TP	AS	TO	ST	Blocks	+
M-A	M-A	M-A	M-A	OR DR TOT	PF FD						BS BA	
9 Nora Perez	F 36:01	4-11	0-1	1-4	0 2 2	2 3 9	2	2	0	0	2	-39
5 Gabby Robinson	G 25:42	1-2	0-1	0-0	1 1 2	1 0 2	0	3	0	0	0	-48
7 Jordan Billing	G 10:01	0-2	0-0	0-0	2 2 2	1 0 0	1	1	0	0	0	-17
22 Alana Goosby	G 28:07	1-2	0-0	0-0	1 1 2	1 1 2	7	4	0	0	0	-29
24 Madison Butcher	G 34:13	3-5	3-5	2-2	0 7 7	1 1 11	1	1	2	0	0	-35
1 Arissa Garcia	11:38	0-3	0-0	2-4	1 1 2	3 5 2	1	5	0	0	3	-18
8 Katie Peiffer	14:44	1-4	1-3	0-0	0 2 2	2 0 3	0	1	0	0	1	-15
11 Avery Knapp	26:26	4-11	0-1	2-2	1 3 4	2 2 10	0	2	1	0	1	-22
14 Gillian Bears	06:35	0-2	0-0	0-0	0 0 0	0 0 0	0	2	0	0	2	-11
55 Vivian Franklin	06:33	0-2	0-0	0-0	0 0 0	2 1 0	1	0	1	0	0	-1
Team					3 3 6	0 0 0						
Totals		14-44	4-15	7-12	7 22 29	17 13 39	12	27	3	0	9	-47

Major Fouls: NONE

Shooting By Period		
1 <sup>st</sup>	FG%	4-15 26.7%
	3PT%	2-6 33.3%
	FT%	0-0 0%
2 <sup>nd</sup>	FG%	5-9 55.6%
	3PT%	1-2 50.0%
	FT%	2-4 50%
3 <sup>rd</sup>	FG%	1-8 12.5%
	3PT%	0-3 0.0%
	FT%	3-6 50%
4 <sup>th</sup>	FG%	4-12 33.3%
	3PT%	1-4 25.0%
	FT%	2-2 100%
GM	FG%	14-44 31.8%
	3PT%	4-15 26.7%
	FT%	7-12 58.3%

## BOX SCORES



Official Basketball Box Score - Final  
**Southern California at Nebraska**  
12/29/25 Pinnacle Bank Arena, Lincoln  
2025-26 Women's Basketball

Game Time: 2:01 PM  
Game Duration: 2:03  
Attendance: 6,285

Officials: Gina Cross, Lisa Jones, Ashlee Goode

Southern California - 74

Record: 10-3 (2-0)

NO. Name		Min	FG M-A	3P M-A	FT M-A	Rebounds OR DR	Fouls PF FT	TP	AS	TO	ST	Blocks BS BA	+/-	Shooting By Period	
8	Gerda Raulusaityte	F 25:46	1-2	0-0	2-2	3 2	5 3	2 4	1 1	1 1	0 1	16		1st FG% 5-15	33.3%
3	Londynn Jones	G 30:46	4-8	3-5	2-2	0 0	0 2	6 13	1 4	3 3	0 0	16		3PT% 16-16	16.7%
9	Jazzy Davidson	G 32:26	7-16	1-5	2-2	3 5	8 2	1 17	3 2	1 5	0 7			FT% 1-3	33.3%
11	Kennedy Smith	G 35:04	8-12	1-3	0-0	0 9	9 4	1 17	6 6	1 2	0 12			2nd FG% 11-19	57.9%
25	Kara Dunn	G 28:13	6-13	1-5	1-2	2 3	5 4	1 14	0 0	2 0	2 1			3PT% 0-4	0.0%
6	Laura Williams	09:10	0-1	0-0	0-2	4 0	4 2	1 0	1 0	0 0	0 -5			FT% 2-6	33.3%
10	Malia Samuels	25:21	1-2	0-1	2-2	0 2	2 4	3 4	4 3	2 0	0 1			3rd FG% 10-16	62.5%
13	Dayana Mendes	08:10	1-2	0-1	0-2	2 0	2 1	2 2	0 2	0 0	0 -5			3PT% 4-9	55.6%
0	Vivian Iwuchukwu	05:04	1-2	0-0	1-3	0 1	1 0	2 3	0 0	0 0	1 -3			FT% 4-4	100%
Team						2 0	2 0		0 1					4th FG% 3-8	37.5%
Totals			29-58	6-20	10-17	16 22	38 22	19 74	16 19	10 8	3 8			3PT% 0-1	0.0%
														FT% 3-4	75%

Major Fouls: Jones (F1) 4<sup>th</sup> 0:24

Shooting By Period			
1 <sup>st</sup> FG%	5-15	33.3%	
3PT%	1-6	16.7%	
FT%	1-3	33.3%	
2 <sup>nd</sup> FG%	11-19	57.9%	
3PT%	0-4	0.0%	
FT%	2-6	33.3%	
3 <sup>rd</sup> FG%	10-16	62.5%	
3PT%	5-9	55.6%	
FT%	4-4	100%	
4 <sup>th</sup> FG%	3-8	37.5%	
3PT%	0-1	0.0%	
FT%	3-4	75%	
GM FG%	29-58	50.0%	
3PT%	6-20	30.0%	
FT%	10-17	58.8%	

Dead Ball Rebounds: 5.0

Nebraska - 66

Record: 12-1 (1-1)

NO.	Name	Min	FG		3P		FT		Rebounds		Fouls		TP	AS	TO	ST	Blocks		+/-	Shooting By Period					
			M-A	M-A	M-A	M-A	M-A	M-A	OR	DR	TOT	PF					FD	BS		BA	1st	FG	1st	FG	
4	Petra Bozan	F 13:16	0-5	0-0	2-2	2	1	3	2	1	2	1	2	1	2	2	-19			1st <td>FG<td>5:10</td><td>50.0%</td></td>	FG <td>5:10</td> <td>50.0%</td>	5:10	50.0%		
12	Jessica Petrie	F 22:48	4-9	0-2	0-0	1	1	2	1	2	8	0	2	1	0	0	-6			3PT	2	100.0%			
1	Halley Weaver	G 12:28	1-3	0-1	1-2	1	1	2	0	1	3	0	0	2	0	0	-16			2nd	FG	6:17	35.3%		
14	Callin Hake	G 31:10	2-3	0-1	4-4	0	1	1	1	6	8	2	2	1	0	0	-12			3PT	1	16.7%			
23	Britt Prince	G 37:20	6-9	1-2	5-5	1	3	4	4	8	18	7	5	1	0	2	-4			FT	5	100%			
2	Logan Nissley	29:19	3-7	3-7	1-2	0	2	2	3	0	10	1	1	0	0	1	6			3rd	FG	4:9	44.4%		
33	Amiah Hargrove	23:28	3-8	1-3	0-0	1	3	4	3	1	7	1	0	1	1	1	6			3PT	1	50.0%			
15	Kennadi Williams	07:13	0-0	0-0	0-0	1	0	1	2	0	0	1	2	0	0	0	1			FT	5	83.3%			
21	Eliza Maupin	20:28	2-8	0-1	6-6	1	3	4	3	3	10	0	2	1	0	2	3			4th	FG	6:16	37.5%		
5	Claire Johnson	02:30	0-0	0-0	0-0	0	0	0	0	0	0	0	0	0	0	0	1			3PT	1	14.3%			
Team																					FT	12	50%		
Totals			21-52	5-17	19-21	10	15	25	19	22	66	13	16	8	3	8	-8					GM FG	21:50	40.4%	

Major Fouls: NONE

Shooting By Period			
1 <sup>st</sup> FG%	5-10	50.0%	
3PT%	2-2	100.0%	
FT%	8-8	100%	
2 <sup>nd</sup> FG%	6-17	35.3%	
3PT%	1-6	16.7%	
FT%	5-5	100%	
3 <sup>rd</sup> FG%	4-9	44.4%	
3PT%	1-2	50.0%	
FT%	5-6	83.3%	
4 <sup>th</sup> FG%	6-16	37.5%	
3PT%	1-7	14.3%	
FT%	1-2	50%	
GM FG%	21-52	40.4%	
3PT%	5-17	29.4%	
FT%	19-21	90.5%	

Dead Ball Rebounds: 1.0

	SCU	NEB
Biggest lead	16 (3 <sup>rd</sup> 0:58)	9 (1 <sup>st</sup> 1:11)
Best Scoring Run	13 (3 <sup>rd</sup> 8:03)	9 (1 <sup>st</sup> 2:33)
Lead Changes	5	
Times Tied	8	
Time with Lead	19:25	15:24

Points from	SCU	NEB
Turnovers	27	18
Paint	44	28
Second Chance	19	13
Fast Breaks	4	8
Bench	9	27

Period by Period Scoring				
	1st	2nd	3rd	4th/TOT
SCU	12	24	29	9 74
NEB	20	18	14	14 66