



USC WOMEN'S BASKETBALL RECORD BOOK

TROJAN HOOPS HISTORY (THROUGH 2022-23)





WOMEN OF TROY HISTORY



USC WOMEN'S BASKETBALL

1983 NCAA CHAMPIONS • 1984 NCAA CHAMPIONS • 1994 PAC-10 CHAMPIONS • 2014 PAC-12 TOURNAMENT CHAMPIONS



1975

Prior to the availability of scholarships, USC fielded competitive women's basketball teams, like the 1975 squad pictured above.



1977

1976-77

USC women's basketball, under head coach Marci Cantrell, becomes the first Division I women's basketball program to award scholarships.



PAM AND PAULA MCGEE

1981-82

Twin stars Pam and Paula McGee enroll at USC and lead the Trojans to the university's first NCAA Final Four.

Guard Cynthia Cooper earns Freshman All-American honors.

1976 1977 1978 1979 1980 1981



1976

1977

Linda Sharp begins 12-year stint as head coach of the Women of Troy. In her 12 seasons, Sharp goes 271-99 and earns two NCAA Championships.



1977


LINDA SHARP

TROJAN TIMELINE

USC WOMEN'S BASKETBALL

1983 NCAA CHAMPIONS • 1984 NCAA CHAMPIONS • 1994 PAC-10 CHAMPIONS • 2014 PAC-12 TOURNAMENT CHAMPIONS

CHERYL MILLER



1984

1984

Cheryl Miller wins the first of three consecutive Naismith Awards as the country's top women's basketball player.

USC wins its second consecutive NCAA title with a win over Tennessee.

Pam McGee and Cheryl Miller win a gold medal with the USA Basketball Team at the 1984 Summer Olympics.



1984

1982 1983 1984 1985 1986

1983

Center Cheryl Miller begins her career at USC and helps lead the Women of Troy to the program's first-ever National Championship.

Women of Troy become first USC team to be honored at the White House by President Ronald Reagan.



1983

1984-85

Cheryl Miller wins her second Naismith Award. The 1984-85 season was the only season in her four-year career that USC did not advance to the NCAA Final Four.

1986

Cheryl Miller wins her third Naismith Award and leads USC to the NCAA Championship game. Miller and Cynthia Cooper are both named to the NCAA all-tournament team.




CHERYL MILLER (center) with PAM and PAULA MCGEE

TROJAN TIMELINE

USC WOMEN'S BASKETBALL

1983 NCAA CHAMPIONS • 1984 NCAA CHAMPIONS • 1994 PAC-10 CHAMPIONS • 2014 PAC-12 TOURNAMENT CHAMPIONS



RHONDA WINDHAM

1987
Guard Rhonda Windham is honored with the Frances Pomeroy Naismith Award as the nation's top player under 5-foot-6.



CYNTHIA COOPER

1988
Cynthia Cooper wins gold medal with 1988 U.S. Olympic team.

1990-91
USC got started on what would grow to be a five-year run of NCAA appearances in 1990-91, finishing the season 18-12 overall.



1990

1987 1988 1989 1990

1988
Forward Cherie Nelson is named Pac-10 Player of the Year after leading the league in scoring and rebounding.




CHERIE NELSON

1987
USC wins the Pac-10 title.



1987




1990-91

USC
WOMEN OF TROY
NCAA BASKETBALL
NATIONAL CHAMPIONS
1984

TROJAN TIMELINE

USC WOMEN'S BASKETBALL


1983 NCAA CHAMPIONS • 1984 NCAA CHAMPIONS • 1994 PAC-10 CHAMPIONS • 2014 PAC-12 TOURNAMENT CHAMPIONS



LISA LESLIE

1990-91

Center Lisa Leslie enrolls at USC and makes an immediate impact on the team. Leslie wins National and Pac-10 Freshman of the Year honors.



1994

1994

Trojans win the Pac-10 title, but the Women of Troy finish one game short of the Final Four.

Lisa Leslie becomes the program's fourth Naismith Award winner.




CHERYL MILLER

1993

1993

Cheryl Miller returns to USC as head coach of the Women of Troy.



TINA THOMPSON

1994

Future All-American Tina Thompson enrolls at USC.

TROJAN TIMELINE

USC WOMEN'S BASKETBALL

1983 NCAA CHAMPIONS • 1984 NCAA CHAMPIONS • 1994 PAC-10 CHAMPIONS • 2014 PAC-12 TOURNAMENT CHAMPIONS

1997

Michelle Campbell and Nicky McCrimmon join the ABL.

The Houston Comets make Tina Thompson the WNBA's first-ever draft choice.

Lisa Leslie, Cynthia Cooper and Pam McGee are all placed on WNBA opening rosters. Thompson, Cooper and Leslie all are picked in the first round.

Cheryl Miller is named head coach of the Phoenix Mercury, Rhonda Windham serves as General Manager for the Los Angeles Sparks, and Kim Gessig sees time with the Sparks.

Cynthia Cooper is named WNBA Most Valuable Player and Championship MVP after leading the Houston Comets to the first WNBA title, along with teammate Tina Thompson.

Lisa Leslie, Thompson and Cooper are all named to WNBA first team.

Chris Gobrecht is hired as USC women's basketball head coach – the sixth head coach in program history.



TINA THOMPSON (left), CYNTHIA COOPER (2nd from left) and LISA LESLIE (right) were first round draft picks in 1998.

1998

Monica Lamb joins the Houston Comets of the WNBA.

Cynthia Cooper is named WNBA and Championship MVP for second consecutive year.

Cooper, Tina Thompson and Lamb win second straight title with the Houston Comets.

Three of the five WNBA first team selections were Trojans.

1995 1996 1997 1998 1999

1995

Cheryl Miller is inducted into the Naismith Memorial Basketball Hall of Fame.



CHERYL MILLER

1996

Lisa Leslie becomes the fourth Trojan to win an Olympic gold medal with the U.S. national team.



LISA LESLIE

1996

1999

Nicky McCrimmon (L.A. Sparks) and Adrain Williams (Phoenix Mercury) are placed on WNBA rosters.

Lisa Leslie, Cynthia Cooper and Tina Thompson are named to the league's first-ever All-Star Game. Leslie is named All-Star MVP.

Lisa Leslie guides the Los Angeles Sparks to the WNBA playoff semifinals. She later is named to the All-WNBA second team.

Cooper, Thompson and Monica Lamb lead Houston to their third straight WNBA Championship title.

TROJAN TIMELINE

USC WOMEN'S BASKETBALL

1983 NCAA CHAMPIONS • 1984 NCAA CHAMPIONS • 1994 PAC-10 CHAMPIONS • 2014 PAC-12 TOURNAMENT CHAMPIONS



2001

Lisa Leslie has her greatest year yet with the Los Angeles Sparks. The former USC center leads L.A. to its first WNBA Championship and is named All-Star Game, league and championship MVP.

Tina Thompson and Leslie are invited to the WNBA All-Star Game.

Cynthia Cooper spends one year as head coach of the WNBA's Phoenix Mercury.

2003

Louis and Helene Galen donate \$35 million to begin construction of the new campus events center. For their donation, the arena is to be named "The Galen Center" and will be completed in 2006.

Lisa Leslie, Cynthia Cooper (who returned to the game this season), Tina Thompson and Adrain Williams are all invited to WNBA All-Star Game – the most selected from a single university to one All-Star game.

Leslie is named to All-WNBA first team.

Leslie and Thompson named to USA Women's National Team.



2004

Ebony Hoffman is selected by the WNBA's Indiana Fever in the first round (ninth overall) of the 2004 draft.

Mark Trakh is hired as USC women's basketball head coach – the seventh coach in program history.

Lisa Leslie and Tina Thompson guide the United States to a gold medal at the 2004 Olympic Summer Games in Athens, Greece.




2000

Lisa Leslie, Cynthia Cooper and Tina Thompson are selected to play in the 2000 WNBA All-Star game. Thompson is honored as game MVP.


The Houston Comets win their fourth WNBA Championship and Cynthia Cooper is named the WNBA's championship series MVP.

Lisa Leslie leads the United States to a gold medal at the 2000 Olympic Games in Sydney, Australia. Tina Thompson is selected as an alternate.



2002-03

USC celebrates 20th Anniversary of 1983 and 1984 national championship teams. Former Women of Troy are honored at halftime of USC-Tennessee game on Dec. 14, 2002.




TROJAN TIMELINE

USC WOMEN'S BASKETBALL

1983 NCAA CHAMPIONS • 1984 NCAA CHAMPIONS • 1994 PAC-10 CHAMPIONS • 2014 PAC-12 TOURNAMENT CHAMPIONS

2004-05

USC breaks back into the NCAA Tournament after a seven-year drought. The Women of Troy earn a first-round win over Louisville before facing eventual finalist Michigan State in the second round. Brynn Cameron hits a 3-pointer to tie it with 21 seconds left, but Michigan State pulls off a last-second shot to win 61-59.




2006

The Galen Center opens for competition in October 2006. The new home of USC basketball and volleyball has a 10,258 seating capacity and offers state-of-the-art facilities and amenities to the Trojans and their visitors.

2007

USC records the first sellout in women's basketball history, and a record crowd of 9,749 turn out for USC's Feb. 10, 2007 game against UCLA at the Galen Center.



2005 2006 2007 2008

2006

USC officially retires the jerseys of Trojan greats Lisa Leslie and Cheryl Miller at the home opener in the Galen Center on Nov. 10, 2006. Leslie and Miller's jerseys are hung in the arena, and both are presented with replicas. Also in attendance were many other former Women of Troy.




JAN. 6, 2008

Camille LeNoir served up the winning shot for the Trojans in a 73-72 upset win over No. 2 Stanford at the Galen Center. The Cardinal had beaten the Women of Troy the past 10 games, dating back through to a USC victory on Jan. 25, 2004.

2006-07

Shay Murphy becomes the 20th Trojan to break the 1,000 career point barrier and ends up extending her double-digit scoring streak to 47 straight games. Named a Kodak/WBCA All-American Finalist for the second straight season, she goes on to be selected 15th overall in the WNBA Draft, signing with the Minnesota Lynx following the 2006-07 season.



2005-06

Even with an injury-depleted roster, USC finishes fourth in the Pac-10 and earns a trip to the NCAA Tournament. For the second straight season, the Trojans win in the first round (beating South Florida 67-65) to move on and face an eventual NCAA finalist (lost to Duke 85-51).

Shay Murphy is named a Kodak/WBCA All-American Finalist and finishes the season on a 25-game double-digit scoring streak.

Lisa Leslie is named WNBA Most Valuable Player for the third time in her pro career.

Cynthia Cooper, Lisa Leslie and Tina Thompson are named to the WNBA All-Decade Team for their outstanding performances and contributions during their WNBA careers.

TROJAN TIMELINE



USC WOMEN'S BASKETBALL

1983 NCAA CHAMPIONS • 1984 NCAA CHAMPIONS • 1994 PAC-10 CHAMPIONS • 2014 PAC-12 TOURNAMENT CHAMPIONS



2008 OLYMPIANS TINA THOMPSON & LISA LESLIE

2008
Trojans Lisa Leslie and Tina Thompson win another Olympic gold medal together playing for Team USA at the 2008 Olympic Games in Beijing. For Leslie, the win earned her a fourth straight Olympic gold medal.



MICHAEL COOPER

2009-10
Michael Cooper takes over as USC eighth head coach in program history. The former Los Angeles Lakers great came to USC after serving as the WNBA's Los Angeles Sparks head coach.



GILBREATH & CORRAL

2010-11
As juniors, Briana Gilbreath and Ashley Corral both hit the 1,000-point mark in the 2010-11 season. Gilbreath became the first Trojan since 1997 to be named an AP All-American, with honorable mention accolades, and also earned the first multiple Pac-10 Player of the Week awards since 1997 – both honors earned by Trojan great Tina Thompson.

2008 2009 2010 2011



2009

2008-09
The Pac-10 Tournament comes to the Galen Center for the first time, and USC reaches the championship game for the first time in program history after upsetting No. 16 Arizona State in the quarterfinals and No. 2 California in the semifinals. Camille LeNoir is selected to the Pac-10 All-Tournament Team and is later the 23rd selection in the 2009 WNBA Draft.



2010

2010
After a 19-12 overall finish and a trip to the 2010 Pac-10 Tournament semifinals, USC sophomores Ashley Corral and Briana Gilbreath were named to the 2010 All-Pac-10 Team. Gilbreath also picked up honors as the Pac-10 Co-Defensive Player of the Year.

2011
USC reached its first postseason tournament title match since 1986 when the Trojans powered their way to the 2011 WNIT championship game, playing in front of a packed house at Toledo. In USC's program-record 18th road game of the year, the Trojans fell to the Rockets, finishing the season with a 24-13 overall record.



2011

TROJAN TIMELINE

USC WOMEN'S BASKETBALL

1983 NCAA CHAMPIONS • 1984 NCAA CHAMPIONS • 1994 PAC-10 CHAMPIONS • 2014 PAC-12 TOURNAMENT CHAMPIONS



JACKI GEMELOS

2012

Jacki Gemelos played her final season at USC after entering Troy in 2006 as the nation's top recruit. After enduring five knee surgeries during her USC career, Gemelos graduated in 2012 with bachelor's and master's degrees and was drafted by the WNBA's Minnesota Lynx.



APRIL 2013

Trojan great Cynthia Cooper-Dyke returns to Troy as USC's newest women's basketball head coach. The ninth head coach in Women of Troy history, Cooper-Dyke named her coaching staff of associate head coach Brandy Manning and assistant coaches Evan Unrau and Jualeah Woods.



CYNTHIA COOPER-DYKE



ALEXYZ VAIOLETAMA

2014-15

Alexyz Vaiioletama continues the trend of Trojans on the All-Pac-12 Team, making it six straight seasons with a USC player on the honor roll. Vaiioletama finished her USC career ranked No. 11 all-time in career rebounds. As a team, USC posted a 15-15 overall record in 2014-15.




2012-13

As a junior, Cassie Harberts sets the USC record for free throws made (207) and attempted (298) in a single season. An All-Pac-12 Team selection, Harberts led USC with 18.0 points and 8.2 rebounds per game while working her way well past the 1,000-point threshold. Harberts was later selected to the U.S. World University Games team, winning a gold medal with Team USA in Kazan, Russia.

2013-14

In head coach Cynthia Cooper-Dyke's first season at the helm, the Women of Troy start the season 3-0 for the first time since 1998. They end the year even better, upsetting #4 Stanford and then beating Oregon State to win the 2014 Pac-12 Tournament Championship – USC's first in history. In doing so, the Trojans earn a place in the NCAA Tournament for the first time since 2006, finishing the year with a remarkable 22-13 overall record to double the win count from the previous year.

CASSIE HARBERTS



2014

After playing in and starting a program-record 133 games, Cassie Harberts finished her USC career ranked No. 7 all-time in career scoring, No. 8 in rebounds and No. 3 in free throws made. She received WBCA All-America Honorable Mention and was a second-round pick in the 2014 WNBA Draft.

TROJAN TIMELINE

USC WOMEN'S BASKETBALL


1983 NCAA CHAMPIONS • 1984 NCAA CHAMPIONS • 1994 PAC-10 CHAMPIONS • 2014 PAC-12 TOURNAMENT CHAMPIONS



2015-16



2017-18 | KRISTEN SIMON



MARK TRAKH

2017-18

After departing the program in 2009, Mark Trakh returned as USC's head coach and led the Trojans to a 20-11 overall record. Along the way, the Trojans set program records with fewest turnovers (365) and highest free-throw percentage (75.3%) in 2017-18. In her senior season, Kristen Simon was named to the All-Pac-12 Team and finished as USC's No. 15 (1,437) all-time scorer and No. 9 rebounder (917). Junior All-Defensive Team honoree Aliyah Mazyck set a new program record in landing 86 threes in 2017-18.

2015-16

Under third-year head coach Cynthia Cooper-Dyke, USC posted a powerful 12-0 start to the 2015-16 season, doubling up on its most recent best season start of 6-0, last hit in 1993-94 with Cheryl Miller as head coach. The 12-0 start also bettered another USC benchmark, last achieved in 1984-85 when Linda Sharp's Women of Troy opened up the season 10-0.



2016



2017



2018

2016

A 2012 Olympian with Great Britain, Temi Fagbenle came to USC to play out her final season of eligibility with the Women of Troy. The grad student led USC in scoring, rebounding, blocks and steals, picking up a spot on the All-Pac-12 Team as well as WBCA All-Region honors. She also was selected 35th overall in the 2016 WNBA Draft.

2016-17

Thanks in large part to USC's No. 2 all-time 3-point shooter Courtney Jaco, who finished her career as USC's most productive all-time player from beyond the arc, the Women of Troy set a program record in shooting 35.7% from 3-point range in 2016-17. Freshman Minyon Moore also hit the second-best season totals ever by a USC freshman with her 124 free throws made, 119 assists and 58 steals in her first season at Troy. USC finished the year 14-16 overall.

TEMI FAGBENLE



COURTNEY JACO



MINYON MOORE



TROJAN TIMELINE

USC WOMEN'S BASKETBALL

1983 NCAA CHAMPIONS • 1984 NCAA CHAMPIONS • 1994 PAC-10 CHAMPIONS • 2014 PAC-12 TOURNAMENT CHAMPIONS

ALIYAH MAZYCK



2018-19

Aliyah Mazyck closed down her USC career as the program's No. 5 all-time 3-point shooter, adding 51 threes to her career count to finish with 177 in four years of work. Mazyck also moved into the 1,000-point club during her senior season at Troy. USC opened the season with nine straight wins and finished up with a 17-13 overall record.

MAY 10, 2021

Lindsay Gottlieb was named head coach at USC, taking over the Trojans' program from Mark Trakh, who retired at the close of the 2020-21 season. Gottlieb joined the Trojan Family after serving two seasons as an assistant coach for the Cleveland Cavaliers.



2021-22

Freshman Rayah Marshall tallied at least one block in 23 consecutive games in her first season as a Trojan while recording seven double-doubles. She'd earn a spot on the Pac-12 All-Freshman Team while also picking up All-Defensive Team Honorable Mention. She finished the season as the nation's top-ranked freshman in blocks (12th overall) with her 2.54 blocks per game.

2019 2020 2021 2022 2023

2019-20

USC's postseason plan to play in the WNIT was cut short by COVID-19 precautions, but not before freshman Alissa Pili took the conference by storm. A four-time Pac-12 Player of the Week, Pili was named the 2020 Pac-12 Player of the Year and earned a spot on the All-Pac-12 Team. Pili finished her first year as a Trojan averaging 16.3 points and 8.0 rebounds per game with 11 double-doubles.



ALISSA PILI

2022-23

USC upset No. 2 Stanford during Pac-12 play and earned a spot in the NCAA Tournament for the first time since 2014 in head coach Lindsay Gottlieb's second season at USC. For the first time in program history, three Trojans were named to the All-Pac-12 Team – Destiny Littleton, Rayah Marshall and Kadi Sissoko.

2023

Two Trojans were selected back-to-back in the WNBA Draft – Okako Adika and Kadi Sissoko – marking the first time that two USC players were picks in a WNBA Draft since 2012.



TROJAN TIMELINE



USC WOMEN'S BASKETBALL

1983 NCAA CHAMPIONS • 1984 NCAA CHAMPIONS • 1994 PAC-10 CHAMPIONS • 2014 PAC-12 TOURNAMENT CHAMPIONS

31 CHERYL MILLER | 2006

(1983-86)

1983 & 1984 NCAA Champion
Naismith Memorial Hall of Fame
1984 Olympian (USA)



33 LISA LESLIE | 2006

(1991-94)

Naismith Memorial Hall of Fame
Three-time WNBA MVP
Four-time Olympic Gold Medalist (USA)



44 CYNTHIA COOPER | 2011

(1982-84; 86)

1983 & 1984 NCAA Champion
Naismith Memorial Hall of Fame
1988 & 1992 Olympian (USA)



30 PAM MCGEE | 2012

(1981-84)

1983 & 1984 NCAA Champion
1984 All-American
1984 Olympian (USA)



11 PAULA MCGEE | 2012

(1981-84)

1983 & 1984 NCAA Champion
1982 & 1983 All-American



14 TINA THOMPSON | 2019

(1994-97)

1997 All-American
First-ever WNBA Draft Pick
Three-time Olympic Gold Medalist (USA)



In Memory of Barbara "B-Dub" Williams 1950-1999

"...For nearly 20 years at USC Barbara Williams was more reliable than Student Body Left. Like she did for hundreds of Olympic gold medalists, All-Pro football players, kids who rode the pine for four years, coaches, secretaries and professors, Williams greeted lost souls at the most critical juncture of their young lives and pointed them in the right direction. She was part preacher, shrink, teacher, financial adviser, fashion consultant and matchmaker.

"After working seven years in the football office, Williams moved downstairs at Heritage Hall as administrative assistant to women's basketball, where she at times single-handedly held together a program that would see four head coaches in less than four years..."

On Dec. 30, 1999, Williams suffered a brain aneurism while she slept at her Inglewood home. The women's basketball team was hit with the news after facing Rutgers in Piscataway, N.J. As a team, the Women of Troy dedicated the 1999-2000 season to her memory. Black ribbons were placed on their uniforms in her honor.

The USC women's basketball program also renamed its annual academic award. In March of 2000, the inaugural 'Barbara Williams Academic Achievement Award' was presented to then-sophomore Carmen Krause.

Barbara Williams Academic Achievement Award

- 2000 - Carmen Krause
- 2001 - Lauren Smith-Hams
- 2002 - Lauren Smith-Hams
- 2003 - Erin Young
- 2004 - Rachel Woodward
- 2005 - Allison Jaskowiak
- 2006 - Allison Jaskowiak
- 2007 - Jamie Hagija
- 2008 - Simone Jelks
- 2009 - Nicole Berberet
- 2010 - Daniela Roark
- 2011 - Kari LaPlante
- 2012 - Briana Gilbreath
- 2013 - Christina Marinacci

Article excerpts written by Scott M. Reid,
Orange County Register

HONORED NUMBERS

USC WOMEN'S BASKETBALL

1983 NCAA CHAMPIONS • 1984 NCAA CHAMPIONS • 1994 PAC-10 CHAMPIONS • 2014 PAC-12 TOURNAMENT CHAMPIONS



TINA THOMPSON

1997

USC's most recent success story, Tina Thompson earned 1996-97 AP and Kodak All-American honors as a senior, shortly before the Houston Comets made her the first-ever player drafted in the WNBA. She also proved to be a dominant player in the professional ranks, leading the Comets to four consecutive WNBA championships. She won gold medals in three consecutive Olympic Games (2000, 2004, 2008).

CAREER TOTALS

| Year | GP-GS | FG-FGA | FG% | 3P-3PA | 3P% | FT-FTA | FT% | PTS | AVG | OR | DR | REB | AVG | PF-D | AST | TO | BLK | STL | MIN |
|---------|---------|----------|------|--------|------|---------|------|------|------|-----|-----|------|------|-------|-----|-----|-----|-----|------|
| 1993-94 | 30-29 | 163-327 | .499 | 10-28 | .357 | 31-142 | .641 | 427 | 14.2 | 129 | 187 | 316 | 10.5 | 91-1 | 25 | 73 | 20 | 40 | 904 |
| 1994-95 | 28-27 | 193-372 | .519 | 7-34 | .206 | 152-208 | .731 | 545 | 19.5 | 136 | 158 | 294 | 10.5 | 97-3 | 24 | 100 | 25 | 36 | 913 |
| 1995-96 | 27-26 | 229-452 | .507 | 24-76 | .316 | 141-190 | .742 | 623 | 23.1 | 118 | 134 | 252 | 9.3 | 81-0 | 42 | 81 | 30 | 37 | 863 |
| 1996-97 | 29-28 | 222-445 | .499 | 41-121 | .339 | 168-215 | .781 | 653 | 22.5 | 132 | 174 | 306 | 10.6 | 93-1 | 59 | 127 | 28 | 56 | 956 |
| Totals | 114-110 | 807-1596 | .506 | 82-259 | .317 | 552-755 | .731 | 2248 | 19.7 | 515 | 653 | 1168 | 10.2 | 362-5 | 150 | 381 | 103 | 169 | 3636 |



LISA LESLIE

1992 • 1993 • 1994

A three-time All-American, Lisa Leslie won just about every honor available as a senior in 1994. The 1994 Naismith National Player of the Year, she was drafted by the Los Angeles Sparks and led the USA to four straight Olympic gold medals (1996, 2000, 2004 & 2008).

CAREER TOTALS

| Year | GP-GS | FG-FGA | FG% | 3P-3PA | 3P% | FT-FTA | FT% | PTS | AVG | OR | DR | REB | AVG | PF-D | AST | TO | BLK | STL | MIN |
|---------|---------|----------|------|--------|------|---------|------|------|------|-----|-----|------|------|--------|-----|-----|-----|-----|------|
| 1990-91 | 30-30 | 241-504 | .478 | 2-8 | .250 | 98-145 | .676 | 582 | 19.4 | 109 | 190 | 299 | 10.0 | 118-9 | 20 | 109 | 78 | 43 | 799 |
| 1991-92 | 31-30 | 262-476 | .550 | 2-8 | .250 | 106-152 | .697 | 632 | 20.4 | 94 | 167 | 261 | 8.4 | 115-8 | 46 | 103 | 54 | 56 | 970 |
| 1992-93 | 29-27 | 211-378 | .558 | 2-8 | .250 | 119-162 | .735 | 543 | 18.7 | 94 | 191 | 285 | 9.8 | 107-9 | 59 | 107 | 95 | 60 | 920 |
| 1993-94 | 30-30 | 259-464 | .558 | 1-13 | .080 | 138-201 | .687 | 657 | 21.9 | 142 | 227 | 369 | 12.3 | 94-4 | 83 | 83 | 94 | 69 | 944 |
| Total | 120-117 | 973-1822 | .534 | 7-37 | .189 | 461-660 | .698 | 2414 | 20.1 | 439 | 775 | 1214 | 10.1 | 434-30 | 208 | 402 | 321 | 228 | 3633 |



CHERYL MILLER

1983 • 1984 • 1985 • 1986

A perfect combination of athleticism and basketball skills put Cheryl Miller well above her competition. Miller earned All-American honors each year she played at USC, and she was later named the Player of the Decade by the WBCA for the 1980s.

CAREER TOTALS

| Year | GP-GS | FG-FGA | FG% | 3P-3PA | 3P% | FT-FTA | FT% | PTS | AVG | OR | DR | REB | AVG | PF-D | AST | TO | BLK | STL | MIN |
|---------|---------|-----------|------|--------|-----|---------|------|------|------|-----|-----|------|------|--------|-----|-----|-----|-----|------|
| 1982-83 | 33-33 | 268-486 | .551 | --- | --- | 137-186 | .737 | 673 | 20.4 | --- | --- | 320 | 9.7 | 104-4 | 115 | 87 | 79 | 115 | 1081 |
| 1983-84 | 33-33 | 281-493 | .570 | --- | --- | 164-218 | .752 | 726 | 22.0 | --- | --- | 350 | 10.6 | 102-5 | 120 | 98 | 82 | 104 | 1043 |
| 1984-85 | 30-30 | 302-572 | .528 | --- | --- | 201-289 | .696 | 805 | 26.8 | --- | --- | 474 | 15.8 | 90-5 | 86 | 103 | 80 | 116 | 1053 |
| 1985-86 | 32-32 | 308-506 | .609 | --- | --- | 198-263 | .753 | 814 | 25.4 | --- | --- | 390 | 12.2 | 90-2 | 93 | 74 | 79 | 127 | 1029 |
| Totals | 128-128 | 1159-2057 | .565 | --- | --- | 700-956 | .735 | 3018 | 23.7 | --- | --- | 1534 | 12.1 | 386-16 | 414 | 362 | 320 | 462 | 4206 |



PAM MCGEE

1984

A 1983-84 Kodak All-American and U.S. gold medalist, Pam McGee was a finalist for the Naismith Trophy that same year. She stands as USC's sixth all-time scorer (2,214) and No. 2 all-time rebounder (1,255).

CAREER TOTALS

| Year | GP-GS | FG-FGA | FG% | 3P-3PA | 3P% | FT-FTA | FT% | PTS | AVG | OR | DR | REB | AVG | PF-D | AST | TO | BLK | STL | MIN |
|---------|-------|----------|------|--------|-----|---------|------|------|------|-----|-----|------|------|------|-----|-----|-----|-----|-----|
| 1980-81 | 34 | 217-398 | .545 | --- | --- | 75-148 | .506 | 509 | 14.8 | --- | --- | 294 | 8.6 | --- | 35 | --- | --- | --- | --- |
| 1981-82 | 27 | 219-381 | .575 | --- | --- | 91-143 | .636 | 529 | 19.6 | --- | --- | 312 | 11.6 | --- | 42 | --- | --- | --- | --- |
| 1982-83 | 33 | 249-408 | .610 | --- | --- | 110-174 | .632 | 608 | 18.4 | --- | --- | 329 | 10.0 | --- | 42 | --- | --- | --- | --- |
| 1983-84 | 33 | 250-420 | .595 | --- | --- | 68-131 | .519 | 568 | 17.2 | --- | --- | 320 | 9.7 | --- | 30 | --- | --- | --- | --- |
| Totals | 127 | 935-1607 | .581 | --- | --- | 365-596 | .615 | 2214 | 17.4 | --- | --- | 1255 | 9.8 | --- | 158 | --- | --- | --- | --- |



PAULA MCGEE

1982 • 1983

A 1982-83 Kodak All-American as a junior and a 1981-82 WBCA All-American as a sophomore, Paula McGee holds USC records for total points scored (683) and field goals made (289) as a freshman. McGee is USC's fourth all-time scorer (2,346) and third in career blocks (190).

CAREER TOTALS

| Year | GP-GS | FG-FGA | FG% | 3P-3PA | 3P% | FT-FTA | FT% | PTS | AVG | OR | DR | REB | AVG | PF-D | AST | TO | BLK | STL | MIN |
|---------|-------|-----------|------|--------|-----|---------|------|------|------|-----|-----|------|------|------|-----|-----|-----|-----|-----|
| 1980-81 | 34 | 289-557 | .518 | --- | --- | 105-164 | .540 | 683 | 20.0 | --- | --- | 313 | 9.2 | --- | 51 | --- | --- | --- | --- |
| 1981-82 | 27 | 226-461 | .490 | --- | --- | 94-130 | .723 | 546 | 20.2 | --- | --- | 278 | 10.1 | --- | 53 | --- | --- | --- | --- |
| 1982-83 | 33 | 282-493 | .572 | --- | --- | 68-91 | .747 | 632 | 19.2 | --- | --- | 305 | 9.2 | --- | 77 | --- | --- | --- | --- |
| 1983-84 | 33 | 207-393 | .527 | --- | --- | 71-110 | .645 | 485 | 14.7 | --- | --- | 259 | 7.8 | --- | 48 | --- | --- | --- | --- |
| Totals | 127 | 1004-1914 | .524 | --- | --- | 338-496 | .681 | 2346 | 18.4 | --- | --- | 1160 | 9.1 | --- | 229 | --- | --- | --- | --- |

FIRST TEAM ALL-AMERICANS



USC WOMEN'S BASKETBALL

1983 NCAA CHAMPIONS • 1984 NCAA CHAMPIONS • 1994 PAC-10 CHAMPIONS • 2014 PAC-12 TOURNAMENT CHAMPIONS

USC 100-POINT GAMES

Feb. 4, 1977 at UCLA UCLA 103, USC 73
 Nov. 17, 1978 at Cal Poly SLO Tournament USC 106, CSUN 67
 Dec. 29, 1979 Home vs. Seattle USC 107, Seattle 52
 Jan. 19, 1980 Home vs. Arizona USC 103, Arizona 38
 Dec. 6, 1980 Home vs. Texas A&M USC 112, Texas A&M 42
 Dec. 17, 1980 at Giusti PSU Tournament USC 102, BYU 79
 Dec. 18, 1980 at Giusti PSU Tournament USC 108, Portland State 61
 Dec. 21, 1980 Home vs. Penn State (at Forum) USC 103, Penn State 64
 Jan. 26, 1981 Home vs. Cal State Fullerton USC 104, CSUF 63
 Feb. 27, 1981 Home vs. UC Santa Barbara USC 117, UCSB 42
 March 13, 2001 Home vs. UCLA (WIAAW 2nd Rnd.) USC 102, UCLA 85
 Nov. 21, 1982 at Pepperdine USC 105, Pepperdine 62
 Nov. 30, 1982 Home vs. Northwestern USC 110, Northwestern 80
 Dec. 14, 1982 at San Diego State USC 102, SDSU 66
 Jan. 7, 1983 Home vs. Oklahoma Baptist USC 112, Okla. Baptist 46
 Dec. 23, 1983 Home vs. Ohio State USC 102, Ohio State 73
 Jan. 6, 1984 at Old Dominion Old DU 102, USC 90
 Jan. 14, 1984 at Arizona State USC 101, ASU 67
 Jan. 19, 1984 Home vs. San Diego State USC 101, SDSU 84
 Nov. 22, 1985 Home vs. Brigham Young USC 102, BYU 53
 Dec. 22, 1985 Home vs. Oregon State USC 117, OSU 55
 Dec. 27, 1985 Home vs. Missouri (Transamerica Tourn.) USC 118, MU 68
 Feb. 28, 1986 vs. Utah State (Northern Lights Inv.) USC 115, USU 45
 March 1, 1986 vs. S. Methodist (Northern Lights Inv.) USC 121, SMU 61
 Jan. 2, 1987 at California Cal 102, USC 85
 Feb. 6, 1987 Home vs. California USC 105, Cal 63
 Feb. 22, 1987 at Oregon State USC 101, OSU 84
 Dec. 6, 1988 at Tennessee Tennessee 102, USC 69
 Jan. 27, 1989 at Washington Washington 104, USC 73
 March 9, 1989 at Stanford Stanford 100, USC 85
 March 10, 1989 at California Cal 115, USC 106
 Dec. 10, 1992 Home vs. Long Beach State USC 101, LBSU 48
 Jan. 15, 1994 Home vs. Washington State USC 101, WSU 70
 Feb. 18, 1994 Home vs. Arizona State USC 105, ASU 67
 Jan. 28, 1995 at Stanford Stanford 109, USC 53
 Feb. 6, 1997 at Stanford Stanford 103, USC 69
 March 6, 1997 Home vs. Washington State USC 101, WSU 59
 Nov. 18, 2001 at Tennessee Tennessee 106, USC 66
 Feb. 20, 2005 Home vs. California USC 103, California 69
 Jan. 19, 2014 Home vs. Oregon USC 109, Oregon 85
 Dec. 14, 2014 Home vs. Sacramento State USC 101, Sacramento St. 99
 Dec. 3, 2016 at Sacramento State USC 111, Sacramento St. 95

LYON CENTER RECORDS

INDIVIDUAL

Points 49 Tina Thompson vs. UCLA, 1/27/96
 Field Goals 16 Tina Thompson vs. UCLA, 1/27/96
 Free Throws 14 Lisa Leslie vs. Stanford, 1/30/94
 Tamecka Dixon (Kansas) vs. USC, 1/2/96
 Rebounds 23 Natalie Williams (UCLA) vs. USC, 2/4/94
 Assists 10 Nicky McCrimmon vs. UCLA, 2/4/94
 Blocked Shots 8 Lisa Leslie vs. Stephen F. Austin, 12/22/93
 Steals 6 last by Adrain Williams vs. ASU, 1/2/98

TEAM

Points 101 USC vs. Washington State, 3/6/97
 USC vs. Long Beach State, 12/10/92
 Fewest Points Allowed 40 Washington vs. USC, 2/2/90
 Field Goals 44 USC vs. Long Beach State, 12/10/92
 Free Throws 28 Oregon vs. USC, 2/8/98
 Rebounds 61 USC vs. California 1/28/94
 Three-Pointers 13 UC Santa Barbara vs. USC, 12/19/96
 Assists 24 Stanford vs. USC, 1/20/90
 Blocked Shots 10 USC vs. San Diego State, 12/2/90
 USC vs. Arizona, 1/11/91
 USC vs. Oregon State, 12/20/05
 Steals 18 USC vs. Long Beach State, 12/10/92

1,000-POINT CAREER SCORERS

(TOTAL POINTS SCORED AT USC)



Cheryl Miller - 3,018



Cherie Nelson - 2,474



Lisa Leslie - 2,414



Paula McGee - 2,346



Tina Thompson - 2,248



Pam McGee - 2,214



Cassie Harberts - 1,832



Kathy Hammond - 1,797



Ebony Hoffman - 1,687



Briana Gilbreath - 1,608



Cynthia Cooper - 1,559



Ashley Corral - 1,542



Eshaya Murphy - 1,492



Joni Easterly - 1,469



Kristen Simon - 1,437



Karon Howell - 1,426



Camille LeNoir - 1,396



Aliyah Mazyck - 1,244



Tammy Story - 1,230



Adrain Williams - 1,185



Minyon Moore - 1,173



Terri Huff - 1,169



Holly Ford - 1,118



Tiffany Elmore - 1,082



Aisha Hollans - 1,074



Ariya Crook - 1,044



Rhonda Windham - 1,040



Tashara Carter - 1,001

SCORING RECORDS

USC WOMEN'S BASKETBALL

1983 NCAA CHAMPIONS • 1984 NCAA CHAMPIONS • 1994 PAC-10 CHAMPIONS • 2014 PAC-12 TOURNAMENT CHAMPIONS

1983 NCAA NATIONAL CHAMPIONS

HIGHLIGHTING THE 1982-83 SEASON

- Under sixth-year head coach Linda Sharp, the USC women's basketball team entered the 1982-83 season ranked No. 1 by the AP, Sports Illustrated, Street & Smith and Women's Sport Magazine.

- To begin the season, the Women of Troy earned 13 straight wins, including four 100+ scoring games. Among them, the Trojans defeated Louisiana Tech (two-time defending NCAA champions) 64-58, breaking the Lady Techster's 59-game win streak.

- USC won the Wahine Rainbow Classic Tournament and Winston Tire Classic.

- In spite of playing one of the nation's most competitive schedules that season, the Women of Troy recorded USC's best season ever with a 31-2 mark.

- With a 13-1 record in the WCAA, USC captured the conference crown.

- In route to the National Championship, USC traveled more than 16,000 miles and broke 11 attendance records on the road.

FIRST ROUND

- Paced by the efforts of Cheryl Miller and Cynthia Cooper, the Women of Troy defeated NE Louisiana State 99-85 to advance to the tournament regionals.

WEST REGIONAL

- Against Arizona State, USC quickly built a 38-point advantage en route to a 96-59 victory. This was the third win over the Sun Devils this season.

- For the regional championship, the Trojans avenged an earlier season loss by defeating Long Beach State 81-74 in front of 4,216 at Pauley Pavilion. USC was led by the "Triple Threat" of Miller and the McGee sisters – Pam and Paula. All three earned NCAA All-Regional honors.

FINAL FOUR

- The Trojans faced Mideast Champion Georgia in the NCAA Semifinals in Norfolk, Va. Up by 13 points at the half (40-27), USC defeated the Bulldogs 81-57. Miller posted 16 points and 14 rebounds, while fellow freshman Rhonda Windham set an NCAA Final Four record with 16 assists.

FINALS

- USC and Louisiana Tech, the defending champion, met for the third time this season in the championship game.

- In front of 7,800 screaming fans, The Women of Troy were sluggish to start the game and entered halftime with an 11-point deficit (26-37).

- To start the second half, Coach Linda Sharp employed a full-court press that led the Trojans on a 9-2 run midway through the half. Fueled by key steals

from Cooper, USC took its first lead, 61-59, on a 16-foot jumper by Miller with 5:48 remaining.

- USC increased its lead to five points with 1:57 on the clock, but saw that advantage diminish to two with six seconds remaining. Top-of-the-key desperation shots by the Lady Techsters fell short, and the Women of Troy won the program's first-ever NCAA National Championship, 69-67.

- Miller scored a championship game record 27 points after taking over in the second half and hitting key shots. She also broke the game record for most free throws attempted (14) and free throws made (11) and was named Championship MVP.

1982-83 ALL-AMERICANS

Paula McGee [Kodak, ABAUSA], Cheryl Miller [Kodak, ABAUSA, Naismith], Rhonda Windham [Fastbreak]

Head Coach Linda Sharp was named Wade Trophy, WCAA and The Sporting News Coach of the Year.

1982-83 Results (31-2, 13-1 WCAA)

| | | |
|----------|--------------------------|---------------|
| Nov. 21 | at Pepperdine | W, 105-62 |
| Nov. 30 | Northwestern | W, 110-80 |
| Dec. 4 | at Louisiana Tech | W, 64-58 |
| Dec. 6 | at Tennessee | W, 81-71 |
| Dec. 14 | * at San Diego State | W, 102-66 |
| Dec. 18 | # Oklahoma City | W, 97-68 |
| Dec. 19 | # Wayland Baptist | W, 93-79 |
| Dec. 21 | # Hawai'i | W, 95-62 |
| Dec. 28 | ^ Rutgers | W, 96-75 |
| Dec. 29 | ^ Old Dominion | W, 75-57 |
| Jan. 7 | Oklahoma Baptist | W, 112-46 |
| Jan. 14 | * at Arizona State | W, 72-70 |
| Jan. 15 | * at Arizona | W, 80-68 |
| Jan. 22 | ~ Louisiana Tech | L, 56-58 |
| Jan. 28 | * at Long Beach State | L, 73-74 (OT) |
| Feb. 1 | * at Cal State Fullerton | W, 89-47 |
| Feb. 4 | * at Stanford | W, 92-64 |
| Feb. 6 | at Oregon | W, 86-71 |
| Feb. 7 | at Oregon State | W, 88-57 |
| Feb. 11 | * Arizona | W, 78-66 |
| Feb. 12 | * Arizona State | W, 92-52 |
| Feb. 16 | * UCLA | W, 83-75 |
| Feb. 19 | * Long Beach State | W, 90-75 |
| Feb. 21 | * Cal State Fullerton | W, 76-65 |
| Feb. 26 | * San Diego State | W, 89-63 |
| March 9 | * at UCLA | W, 83-75 |
| March 10 | Pepperdine | W, 90-56 |
| March 12 | * Stanford | W, 81-63 |
| March 18 | ! NE Louisiana State | W, 99-85 |
| March 24 | & Arizona State | W, 96-59 |
| March 26 | & Long Beach State | W, 81-74 |
| April 1 | = Georgia | W, 81-57 |
| April 3 | = Louisiana Tech | W, 69-67 |

* WCAA Game

#Wahine Tournament – Honolulu, Hawai'i

^ Winston Tire Classic – Los Angeles

~ Game played at Orange Coast College

! NCAA First Round – Los Angeles

& NCAA West Regional – Westwood, Calif.

= NCAA Final Four – Norfolk, Va.



1983 NCAA Division I Basketball Champions – Top Row (l to r): Kathy Doyle, Cheryl Miller, Paula McGee, JaMaiia Bond, Pam McGee, Tracy Longo, Timi Pitzer, Athletic Trainer Sue Lerner.

Middle Row: Trainer Leah Putnam, Rhonda Windham, Shontel Sherwood, Melissa Ward, Cynthia Cooper, Juliette Robinson, Yolanda Fletcher, LeAnne Sera.

Front Row: Assistant Coach Jean Agee, Head Coach Linda Sharp, Assistant Coach Bruce Victor, Graduate Assistant Kathy Hammond.

NCAA CHAMPIONSHIPS

USC WOMEN'S BASKETBALL

1983 NCAA CHAMPIONS • 1984 NCAA CHAMPIONS • 1994 PAC-10 CHAMPIONS • 2014 PAC-12 TOURNAMENT CHAMPIONS

1984 NCAA NATIONAL CHAMPIONS

HIGHLIGHTING THE 1983-84 SEASON

• The Women of Troy entered the 1983-84 season as the defending NCAA champs and ranked No. 1 according to the Associated Press. With the leadership of Cheryl Miller and Cynthia Cooper, both preseason All-American candidates, a lot was expected from the USC women's basketball program and its nine returning letterwinners.

• The Trojans began the season with 10 consecutive victories, including wins over highly ranked Maryland, Tennessee (twice), Missouri, Georgia and Oregon.

• Despite the start, USC suffered a disappointing road trip in early January, enduring successive nine-point losses to Texas and Louisiana Tech, then losing to Old Dominion two nights later. The Women of Troy returned to win 14 consecutive games following the brief losing streak.

• In the final game of the season, the Trojans fell to Long Beach State 71-67 and were forced to share the WCAA title with the West Coast rival 49ers.

FIRST ROUND

• USC hosted the first round of the NCAA Tournament and defeated BYU 97-72. The team was paced by Pam McGee, who had 25 points, and Cheryl Miller, who grabbed 14 boards.

WEST REGIONAL

• Leading to the regional championship, the Women of Troy earned a 76-51 win over Montana thanks to the scoring efforts of Paula McGee (22 points) and the rebounding of her sister, Pam (12 rebounds).

• Advancing to the regional championship game, USC sought revenge against Long Beach State and dominated the meeting. At the Sports Arena, the Trojans led by as many as 30 points in the second half in route to the 90-74 victory. The 49ers were not able to contain the McGee sisters (Paula had 22 points, Pam added 11 rebounds) as USC advanced to the Final Four by defeating its WCAA arch-rival.

FINAL FOUR

• In a rematch of the 1983 national championship game and one of the Trojans' early season losses, USC met Louisiana Tech in the semifinals of the Final Four. The Women of Troy struggled early in the contest with their own running attack, and were forced to play the slow and deliberate-style game of the Lady Techsters. The Trojans rallied with six minutes remaining as Cynthia Cooper entered the game and hit three straight shots and Yolanda Fletcher added two to put USC on top.

FINALS

• Surprisingly, USC faced Tennessee in the championship game after the Lady Vols upset No. 3 Georgia and No. 4 Old Dominion to reach the finals. The Trojans were the heavy favorites over 15th-ranked Tennessee, having already defeated the Lady Vols twice earlier in the season.

• Despite the advantage, USC needed a come-from-behind effort to win the game. The Lady Vols entered halftime with a 28-26 lead and managed to hold onto a one-point lead with 7:36 left to play. Once again, head coach Linda Sharp inserted Cynthia Cooper back into the lineup. Cooper responded by penetrating Tennessee's zone defense.

• The Trojans sealed the championship with an 8-0 run. The partisan Los Angeles crowd was on its feet as the Women of Troy defeated the Lady Vols 72-61 to claim their second-straight NCAA National Championship – the first school to do so in women's basketball history.

1982-83 ALL-AMERICANS

Cheryl Miller (Kodak), Paula McGee (Kodak), Pam McGee (Kodak)

Cheryl Miller was honored as the Naismith Player of the Year and the NCAA Championship MVP.

Pam and Paula McGee were both named Wade Trophy candidates.

1983-84 Results (29-4, 13-1 WCAA)

| | | |
|----------|-----------------------|---------------|
| Nov. 25 | # Maryland | W, 85-68 |
| Nov. 26 | # Tennessee | W, 78-64 |
| Nov. 28 | at Northwestern | W, 67-65 (ot) |
| Nov. 30 | at Missouri | W, 81-79 |
| Dec. 5 | San Francisco | W, 86-58 |
| Dec. 8 | Tennessee | W, 81-66 |
| Dec. 15 | Georgia | W, 82-74 |
| Dec. 23 | Ohio State | W, 102-73 |
| Dec. 29 | ^ Penn State | W, 79-66 |
| Dec. 30 | ^ Oregon | W, 91-57 |
| Jan. 2 | at Texas | L, 68-77 |
| Jan. 3 | at Louisiana Tech | L, 66-75 |
| Jan. 6 | at Old Dominion | L, 90-102 |
| Jan. 8 | at Rutgers | W, 95-80 |
| Jan. 13 | * at Arizona | W, 74-53 |
| Jan. 14 | * at Arizona State | W, 101-67 |
| Jan. 19 | * San Diego State | W, 101-84 |
| Jan. 21 | * Stanford | W, 82-56 |
| Jan. 28 | * at Stanford | W, 86-44 |
| Feb. 4 | * Long Beach State | W, 79-69 |
| Feb. 8 | * at UCLA | W, 78-60 |
| Feb. 11 | * Cal State Fullerton | W, 88-76 |
| Feb. 18 | * at San Diego State | W, 86-67 |
| Feb. 25 | * Arizona | W, 85-58 |
| Feb. 26 | * Arizona State | W, 82-61 |
| Feb. 29 | * Cal State Fullerton | W, 81-58 |
| March 3 | ~ UCLA | W, 85-63 |
| March 4 | * at Long Beach State | L, 67-71 |
| March 16 | ! BYU | W, 97-72 |
| March 22 | & Montana | W, 76-51 |
| March 24 | & Long Beach State | W, 90-74 |
| March 30 | = Louisiana Tech | W, 62-57 |
| April 1 | = Tennessee | W, 72-61 |

Notre Dame Thanksgiving Classic - South Bend, Ind.

^ Winston Tire Classic - Los Angeles

* WCAA game

~ Game played at Loyola Marymount.

! NCAA First Round - Los Angeles

& NCAA West Regional - Los Angeles

= NCAA Final Four - Westwood, Calif.



1984 NCAA Division I Basketball Champions – Front Row (l to r): Athletic Trainer Leah Putnam, LeeAnne Sera, Melissa Ward, Cheryl Miller, Amy Alkek, Pam McGee.

Also pictured in top row: Manager Mike Simmons, Paula McGee, Cynthia Cooper, Assistant Coach Kathy Ricks, Juliette Robinson, Tracy Longo, Donna Carter, Yolanda Fletcher, JaMaiia Bond, Rhonda Windham, Assistant Coach Jean Agee, Head Coach Linda Sharp.

NCAA CHAMPIONSHIPS

USC WOMEN'S BASKETBALL

1983 NCAA CHAMPIONS • 1984 NCAA CHAMPIONS • 1994 PAC-10 CHAMPIONS • 2014 PAC-12 TOURNAMENT CHAMPIONS


CHERYL MILLER

1984•1985•1986 Naismith Award Winner

Perhaps the finest female basketball player ever, Cheryl Miller finished her USC career owning virtually every school record, including career scoring (3,018 total points), scoring average (22.3 ppg), career rebounds (1,534), total field goals (1,159) and total free throws made (700). Miller also owns USC single-season records for points (814) and rebounds (474). During her career she broke USC's all-time scoring records three times after adding 40 points against Cal State Fullerton (1/19/85), 43 against Louisiana Tech (1/26/85) and 45 against Arizona (2/28/85). Miller is the fastest player in USC history to reach the 1,000-point and 500-rebound mark in her career. In Miller's four years, USC went an incredible 112-20, won two national championships and made three Final Four appearances. Twice she was named the NCAA Tournament MVP (1982-83, 1983-84). As an athlete, Miller personified the joy of basketball. She was known not only for her tremendous athletic talent, but for the dedication and emotion she embodied as well. A four-time All-American, Miller starred on the U.S. gold medal teams at the 1984 Olympics and 1983 and 1986 Goodwill Games, leading each squad in scoring. She also has a place in both the Naismith Memorial Basketball Hall of Fame and the Women's Basketball Hall of Fame.


Her accolades also include: 1984-85 ESPN Athlete of the Year; 1984 Black Achievement Award in Sports; three-time NCAA All-Tournament selection (1982-83, 1983-84, 1985-86, 1982-83); Kodak, ABA-USA, Naismith and Fast Break All-American; 1983-84 Kodak, ABA-USA, Street & Smith's, Naismith and NBA Today All-American; 1984-85 Kodak, ABA-USA, Naismith and Wade All-American; 1985-86 Kodak, ABA-USA, Naismith All-American; three-time All-WCAA First Team selection (1982-83, 1983-84, 1984-85); two-time WCAA Player of the Year (1983-84, 1984-85); 1985-86 Pac West Player of the Year and First Team selection.

On Nov. 10, 2006, USC officially retired Miller's #31 jersey, hanging it high in the Galen Center in a halftime ceremony of the USC women's home opener.



MILLER'S CAREER STATISTICS

| Year | GP-GS | FG-FGA | FG% | 3P-3PA | 3P% | FT-FTA | FT% | PTS | AVG | OR | DR | REB | AVG | PF-D | AST | TO | BLK | STL | MIN |
|---------|---------|-----------|------|--------|-----|---------|------|------|------|-----|-----|------|------|--------|-----|-----|-----|-----|------|
| 1982-83 | 33-33 | 268-486 | .551 | --- | --- | 137-186 | .737 | 673 | 20.4 | --- | --- | 320 | 9.7 | 104-4 | 115 | 87 | 79 | 115 | 1081 |
| 1983-84 | 33-33 | 281-493 | .570 | --- | --- | 164-218 | .752 | 726 | 22.0 | --- | --- | 350 | 10.6 | 102-5 | 120 | 98 | 82 | 104 | 1043 |
| 1984-85 | 30-30 | 302-572 | .528 | --- | --- | 201-289 | .696 | 805 | 26.8 | --- | --- | 474 | 15.8 | 90-5 | 86 | 103 | 80 | 116 | 1053 |
| 1985-86 | 32-32 | 308-506 | .609 | --- | --- | 198-263 | .753 | 814 | 25.4 | --- | --- | 390 | 12.2 | 90-2 | 93 | 74 | 79 | 127 | 1029 |
| Totals | 128-128 | 1159-2057 | .565 | --- | --- | 700-956 | .735 | 3018 | 23.7 | --- | --- | 1534 | 12.1 | 386-16 | 414 | 362 | 320 | 462 | 4206 |



NAISMITH AWARD WINNER • CHERYL MILLER



USC WOMEN'S BASKETBALL

1983 NCAA CHAMPIONS • 1984 NCAA CHAMPIONS • 1994 PAC-10 CHAMPIONS • 2014 PAC-12 TOURNAMENT CHAMPIONS


LISA LESLIE

1994 Naismith Award Winner

A three-time All-American (1992-94), four-time All-Pac-10 team selection (the first player in Pac-10 history to be so honored) and the unanimous 1994 National Player of the Year, Lisa Leslie was everybody's All-American. With 2,414 career points and 1,214 career rebounds, Leslie is the conference's No. 4 all-time scorer and No. 7 rebounder (No. 3 on USC's all-time scoring chart and No. 4 in rebounding). She is also USC's all-time leading shot blocker (321), No. 3 in field goals (973) and scoring average (20.1 ppg), No. 4 in rebounding average (10.1 rpg), No. 5 in free throws (461) and No. 8 all-time in steals (228). As a freshman she led the country in scoring and rebounding, then became the first rookie in Pac-10 history to be named a first team selection as well as the NCAA Freshman of the Year. She added to her resume at the 1996 Olympics where she led the Team USA to the gold medal. Leslie would repeat that feat three more times in 2000, 2004 and 2008 in leading the United States to gold medals in Sydney, Athens and Beijing. A three-time WNBA MVP and two-time WNBA Champion, Leslie held the WNBA records in career points and rebounds during her career. She was named an All-WNBA first team (eight times) and second team (four times) selection in her 12 seasons with the Los Angeles Sparks. Also a two-time Defensive Player of the Year, Leslie was selected as a Western Conference All-Star eight times with three All-Star game MVP awards. In 2015, Leslie was inducted into the Naismith Memorial Basketball Hall of Fame and the Women's Basketball Hall of Fame.



Her accolades as a Trojan also include: 1992-93 Naismith Award Finalist; 1991-92 Naismith Award Semifinalist; 1990-91 NCAA Freshman of the Year; 1991-92 NEAC, USBWA and Basketball Times All-American; 1992-93 Basketball Times and Scripps-Howard All-American; 1993-94 Kodak, USBWA, Women's Basketball Association and Basketball America All-American; 1990-91 Pac-10 Freshman of the Year; 1990-91 Pac-10 All-Freshman team; four-time All-Pac-10 First Team selection (1990-91, 1991-92, 1992-93, 1993-94); three-time Pac-10 Player of the Week.

On Nov. 10, 2006, USC officially retired Leslie's #33 jersey, hanging it high in the Galen Center in a halftime ceremony of the USC women's home opener.



LESLIE'S CAREER STATISTICS

| Year | GP-GS | FG-FGA | FG% | 3P-3PA | 3P% | FT-FTA | FT% | PTS | AVG | OR | DR | REB | AVG | PF-D | AST | TO | BLK | STL | MIN |
|---------|---------|----------|------|--------|------|---------|------|------|------|-----|-----|------|------|--------|-----|-----|-----|-----|------|
| 1990-91 | 30-30 | 241-504 | .478 | 2-8 | .250 | 98-145 | .676 | 582 | 19.4 | 109 | 190 | 299 | 10.0 | 118-9 | 20 | 109 | 78 | 43 | 799 |
| 1991-92 | 31-30 | 262-476 | .550 | 2-8 | .250 | 106-152 | .697 | 632 | 20.4 | 94 | 167 | 261 | 8.4 | 115-8 | 46 | 103 | 54 | 56 | 970 |
| 1992-93 | 29-27 | 211-378 | .558 | 2-8 | .250 | 119-162 | .735 | 543 | 18.7 | 94 | 191 | 285 | 9.8 | 107-9 | 59 | 107 | 95 | 60 | 920 |
| 1993-94 | 30-30 | 259-464 | .558 | 1-13 | .080 | 138-201 | .687 | 657 | 21.9 | 142 | 227 | 369 | 12.3 | 94-4 | 83 | 83 | 94 | 69 | 944 |
| Totals | 120-117 | 973-1822 | .534 | 7-37 | .189 | 461-660 | .698 | 2414 | 20.1 | 439 | 775 | 1214 | 10.1 | 434-30 | 208 | 402 | 321 | 228 | 3633 |



NAISMITH AWARD WINNER • LISA LESLIE


USC WOMEN'S BASKETBALL

1983 NCAA CHAMPIONS • 1984 NCAA CHAMPIONS • 1994 PAC-10 CHAMPIONS • 2014 PAC-12 TOURNAMENT CHAMPIONS


ALL-AMERICANS

| | | |
|---------|------------------|--------------------------------|
| 1981-82 | Paula McGee | WBCA |
| | Cynthia Cooper | WBCA# |
| 1982-83 | Paula McGee | Kodak, ABA-USA |
| | Cheryl Miller | Kodak |
| | | ABA-USA |
| | | Naismith |
| | | Fast Break |
| 1983-84 | Pam McGee | Kodak |
| | | ABA-USA |
| | Cheryl Miller | Kodak |
| | | ABA-USA |
| | | Street & Smith's |
| | | Naismith |
| | | NBA Today |
| 1984-85 | Cheryl Miller | Kodak |
| | | ABA-USA |
| | | Naismith |
| | | Wade |
| 1985-86 | Cheryl Miller | Kodak |
| | | ABA-USA |
| | | Naismith |
| 1991-92 | Lisa Leslie | NEAC |
| | | USBWA |
| | | Basketball Times+ |
| 1992-93 | Lisa Leslie | USBWA |
| | | Basketball Times |
| | | Scripps-Howard* |
| 1993-94 | Lisa Leslie | Kodak |
| | | USBWA |
| | | Women's Basketball Association |
| | | Basketball America |
| | | Kodak District VIII |
| 1994-95 | Tina Thompson | Associated Press+ |
| | | Kodak District VIII |
| 1995-96 | Tina Thompson | Associated Press+ |
| | | Kodak+ |
| | | Kodak District VIII |
| 1996-97 | Tina Thompson | USBWA |
| | | Basketball Weekly |
| | | Associated Press* |
| | | Kodak+ |
| | | Kodak District VIII |
| 2000-01 | Ebony Hoffman | WBB Journal*# |
| 2002-03 | Ebony Hoffman | WBCA+^ |
| 2003-04 | Ebony Hoffman | WBCA+^ |
| 2005-06 | Eshaya Murphy | Kodak/WBCA+^ |
| 2006-07 | Eshaya Murphy | Kodak/WBCA+^ |
| 2010-11 | Briana Gilbreath | Associated Press+ |
| 2013-14 | Cassie Harberts | WBCA+^ |
| 2015-16 | Temi Fagbenle | WBCA+^ |

*second team
+honorable mention ^All-Region
Freshman All-American



PAM MCGEE (1981-84)



PAULA MCGEE (1981-84)

NCAA FINAL FOUR ALL-TOURNAMENT

| | |
|---------|----------------|
| 1982-83 | Paula McGee |
| | Cheryl Miller |
| 1983-84 | Pam McGee |
| | Paula McGee |
| | Cheryl Miller |
| 1985-86 | Cynthia Cooper |
| | Cheryl Miller |

ALL-CONFERENCE

1978-79 (WCAA)

First Team: Kathy Hammond, F
Second Team: Anna Maria Lopez, C
Honorable Mention: Kelly Hill, G
..... Terri Huff, F
Coach of the Year: Linda Sharp

1979-80 (WCAA)

First Team: Terri Huff, F
Second Team: Kathy Hammond, F
..... Kathy Doyle, G
Honorable Mention: Anna Maria Lopez, C

1980-81 (WCAA)

First Team: Paula McGee, F
Second Team: Pam McGee, C
Honorable Mention: Kathy Hammond, F
..... Kathy Doyle, G

1981-82 (WCAA)

First Team: Pam McGee, F/C
..... Paula McGee, F
Second Team: Cynthia Cooper, G
Honorable Mention: Kathy Doyle, G

1982-83 (WCAA)

First Team: Paula McGee, F
..... Pam McGee, C
..... Cheryl Miller, F
Coach of the Year: Linda Sharp

1983-84 (WCAA)

Player of the Year: Cheryl Miller, F
First Team: Pam McGee, C
..... Paula McGee, F
..... Cheryl Miller, F

1984-85 (WCAA)

Player of the Year: Cheryl Miller, F
First Team: Cheryl Miller, F
Honorable Mention: Holly Ford, F

1985-86 (Pac West)

Player of the Year: Cheryl Miller, F
First Team: Cynthia Cooper, G
..... Cheryl Miller, F
Second Team: Rhonda Windham, G

1986-87 (Pac-10)

First Team: Rhonda Windham, G
..... Cherie Nelson, F
Second Team: Monica Lamb, C
Newcomer of the Year: Monica Lamb, C

1987-88 (Pac-10)

Player of the Year: Cherie Nelson, C
First Team: Karon Howell, F/G
Coach of the Year: Linda Sharp

1988-89 (Pac-10)

First Team: Cherie Nelson, C
All-Freshman Team: Tammy Story, G
1989-90 (Pac-10)
All-Freshman Team: Joni Easterly, G/F

ALL-TIME HONORS & AWARDS



USC WOMEN'S BASKETBALL

1983 NCAA CHAMPIONS • 1984 NCAA CHAMPIONS • 1994 PAC-10 CHAMPIONS • 2014 PAC-12 TOURNAMENT CHAMPIONS

1990-91 (Pac-10)

First Team: Tammy Story, G
..... Lisa Leslie, F/C

Freshman of the Year: Lisa Leslie, F/C

All-Freshman Team: Lisa Leslie, F/C

1991-92 (Pac-10)

First Team: Tammy Story, G
..... Lisa Leslie, F/C

1992-93 (Pac-10)

First Team: Lisa Leslie, F/C
..... Joni Easterly, G/F

Coach of the Year: Marianne Stanley

1993-94 (Pac-10)

First Team: Lisa Leslie, F/C
..... Nicky McCrimmon, G

Freshman of the Year: Tina Thompson F/C

1994-95 (Pac-10)

First Team: Tina Thompson, F/C
Honorable Mention: Karleen Shields, G

1995-96 (Pac-10)

First Team: Tina Thompson, F/C
Honorable Mention: Erica Mashia, G

All-Freshman: Erica Mashia, G

1996-97 (Pac-10)

First Team: Tina Thompson, F/C
Honorable Mention: Kristin Clark, G

..... Michelle Campbell, C

All-Freshman HM: Tiffany Washington, F

1997-98 (Pac-10)

First Team: Kristin Clark, G
Honorable Mention: Adrain Williams, C

1998-99 (Pac-10)

First Team: Adrain Williams, C
All-Freshman HM: Tiffany Elmore, G

1999-00 (Pac-10)

Honorable Mention: Tashara Carter, F
..... Tiffany Elmore, G

2000-01 (Pac-10)

Honorable Mention: Ebony Hoffman, F/C
All-Freshman: Ebony Hoffman, F/C

All-Freshman HM: Aisha Hollans, G

2001-02 (Pac-10)

First Team: Ebony Hoffman, F/C
..... Aisha Hollans, G

All-Freshman: Rachel Woodward, F

2002-03 (Pac-10)

First Team: Ebony Hoffman, F/C
Honorable Mention: Rometra Craig, G

All-Freshman HM: Meghan Gnekow, G

2003-04 (Pac-10)

First Team: Ebony Hoffman, F/C
All-Freshman HM: Jamie Funn, F

..... Jamie Hagiya, PG
..... Eshaya Murphy, F

2004-05 (Pac-10)

Honorable Mention: Brynn Cameron, G
..... Meghan Gnekow, G

All-Freshman: Brynn Cameron, G

All-Freshman HM: Camille LeNoir, G

2005-06 (Pac-10)

First Team: Eshaya Murphy, G
Honorable Mention: Meghan Gnekow, G

..... Camille LeNoir, G

2006-07 (Pac-10)

First Team: Eshaya Murphy, G
All-Freshman HM: Morghan Medlock, G

2007-08 (Pac-10)

Second Team: Nadia Parker, C
Third Team: Camille LeNoir, G

Honorable Mention: Heather Oliver, G

All-Freshman HM: Kari LaPlante, C

Defensive Team*: Simone Jelks, G

Defensive HM: Allison Jaskowiak, G/F

..... Heather Oliver, G

2008-09 (Pac-10)

Second Team: Camille LeNoir, G
Third Team: Briana Gilbreath, G

Honorable Mention: Nadia Parker, C

Freshman of the Year: Briana Gilbreath, G

All-Freshman Team: Briana Gilbreath, G

All-Freshman HM: Ashley Corral, G

Defensive HM: Briana Gilbreath, G

..... Heather Oliver, G

2009-10 (Pac-10)

All-Pac-10 Team: Ashley Corral, G
..... Briana Gilbreath, G

All-Freshman HM: Christina Marinacci, F

Co-Defensive Player of the Year: Briana Gilbreath, G

Defensive Team: Briana Gilbreath, G

Defensive HM: Kari LaPlante, C

2010-11 (Pac-10)

All-Pac-10 Team: Ashley Corral, G
..... Briana Gilbreath, G

All-Pac-10 HM: Jacki Gemelos, G

All-Freshman Team: Cassie Harberts, F

Defensive Team: Briana Gilbreath, G

2011-12 (Pac-12)

All-Pac-12 Team: Ashley Corral, G
..... Briana Gilbreath, G

All-Pac-12 HM: Cassie Harberts, F

All-Freshman HM: Ariya Crook, G

Defensive Team: Briana Gilbreath, G

Defensive Team HM: Christina Marinacci, F

2012-13 (Pac-12)

All-Pac-12 Team: Cassie Harberts, F
All-Pac-12 HM: Ariya Crook, G

All-Freshman HM: Brianna Barrett, G

Defensive Team HM: Brianna Barrett, G

2013-14 (Pac-12)

All-Pac-12 Team: Cassie Harberts, F
All-Pac-12 HM: Ariya Crook, G

All-Freshman HM: Courtney Jaco, G

Defensive Team HM: Brianna Barrett, F

..... Alexyz Vaoletama, F

2014-15 (Pac-12)

All-Pac-12 Team: Alexyz Vaoletama, F
All-Freshman Team: McKenzie Calvert, G

Defensive Team HM: Kaneisha Horn, F

2015-16 (Pac-12)

All-Pac-12 Team: Temi Fagbenle, F
All-Pac-12 HM: Courtney Jaco, G

Defensive Team HM: Temi Fagbenle, F

2016-17 (Pac-12)

All-Pac-12 Team: Kristen Simon, F
All-Pac-12 HM: Courtney Jaco, G

All-Freshman Team: Minyon Moore, G


Defensive Team HM: Courtney Jaco, G

2017-18 (Pac-12)

All-Pac-12 Team: Kristen Simon, F
All-Pac-12 HM: Aliyah Mazyck, G

All-Defensive Team: Aliyah Mazyck, G

..... Minyon Moore, G



JODY ANTON (1993-96)



CASSIE HARBERTS (2011-14)

ALL-TIME HONORS & AWARDS

USC WOMEN'S BASKETBALL

1983 NCAA CHAMPIONS • 1984 NCAA CHAMPIONS • 1994 PAC-10 CHAMPIONS • 2014 PAC-12 TOURNAMENT CHAMPIONS

2018-19 (Pac-12)

All-Pac-12 HM:..... Aliyah Mazyck, G
Mariya Moore, G
Minyon Moore, G
 All-Defensive Team: Aliyah Mazyck, G
Minyon Moore, G

2019-20 (Pac-12)

All-Pac-12 Team:..... Alissa Pili, F
 Pac-12 Freshman of the Year:..... Alissa Pili, F
 All-Defensive HM:..... Kayla Overbeck, F
 All-Freshman Team:..... Alissa Pili, F
 All-Freshman HM:..... Endyia Rogers, G

2020-21 (Pac-12)

All-Pac-12 Team:..... Endyia Rogers, G
 All-Pac-12 HM:..... Alissa Pili, F
 All-Freshman HM:..... Amaya Oliver, F
 Preseason All-Pac-12 Team..... Alissa Pili, F
 Preseason All-Pac-12 HM..... Endyia Rogers, G

2021-22 (Pac-12)

Co-Most Improved Player... Jordyn Jenkins, G
 All-Pac-12 Team:..... Jordyn Jenkins, G
 All-Pac-12 HM:..... Jordan Sanders, F
 All-Defensive HM:..... **Rayah Marshall**, F
Jordan Sanders, F
 All-Freshman Team:..... **Rayah Marshall**, F
 Preseason All-Pac-12 Team..... Alissa Pili, F

2022-23 (Pac-12)

All-Pac-12 Team:.....Destiny Littleton, G
**Rayah Marshall**, F
Kadi Sissoko, F
 All-Defensive Team:.....**Rayah Marshall**, F
 All-Defensive HM:.....Okako Adika, F
**Kayla Williams**, G
 Preseason All-Pac-12 HM:..**Rayah Marshall**, F
 * - 2007-08 marked first year Pac-10 began awarding Defensive Team honors.

CONFERENCE COACHES OF THE YEAR

1978-79 (WCAA)..... Linda Sharp
 1982-83 (WCAA)..... Linda Sharp
 1987-88 (Pac-10)..... Linda Sharp
 1992-93 (Pac-10)..... Marianne Stanley

CONFERENCE PLAYERS OF THE YEAR

1983-84 (WCAA).....Cheryl Miller
 1984-85 (WCAA).....Cheryl Miller
 1985-86 (PacWest).....Cheryl Miller
 1987-88 (Pac-10).....Cherie Nelson

CONFERENCE FRESHMEN/NEWCOMERS OF THE YEAR

1986-87 (Pac-10).....Monica Lamb
 1990-91 (Pac-10).....Lisa Leslie
 1993-94 (Pac-10).....Tina Thompson
 2008-09 (Pac-10).....Briana Gilbreath
 2019-20 (Pac-12).....Alissa Pili

CONFERENCE DEFENSIVE PLAYERS OF THE YEAR

2009-10 (Pac-10).....Briana Gilbreath (Co-)

CONFERENCE MOST IMPROVED PLAYERS OF THE YEAR

2021-22 (Pac-12).....Jordyn Jenkins (Co-)

CONFERENCE ALL-TOURNAMENT TEAM

(established in 2002)

2005.....Shay Murphy
 2009.....Camille LeNoir
 2010.....Ashley Corral
 2011.....Cassie Harberts
 2014.....Ariya Crook (Most Outstanding)
Cassie Harberts

— WEEKLY AWARDS —

PAC-12 PLAYERS OF THE WEEK

Monica Lamb.....Mar. 9, 1987
 Cherie Nelson.....Jan. 4, 1988
 Cherie Nelson.....Jan. 25, 1988
 Cherie Nelson.....Feb. 22, 1988
 Cherie Nelson.....Feb. 29, 1988
 Cherie Nelson.....Mar. 7, 1988
 Cherie Nelson.....Dec. 5, 1988
 Karon Howell.....Jan. 3, 1989
 Cherie Nelson.....Mar. 6, 1989
 Cherie Nelson.....Mar. 13, 1989
 Lisa Leslie.....Nov. 26, 1990
 Lisa Leslie.....Jan. 14, 1991
 Lisa Leslie.....Mar. 4, 1991
 Lisa Leslie.....Dec. 30, 1991
 Lisa Leslie.....Jan. 27, 1992
 Tammy Story.....Mar. 9, 1992
 Joni Easterly.....Jan. 18, 1993
 Lisa Leslie.....Feb. 8, 1993
 Lisa Leslie.....Jan. 17, 1994
 Lisa Leslie.....Jan. 31, 1994
 Tina Thompson.....Jan. 3, 1995
 Tina Thompson.....Jan. 29, 1996
 Tina Thompson.....Dec. 9, 1996
 Tina Thompson.....Dec. 23, 1996
 Tina Thompson.....Jan. 20, 1997
 Tiffany Elmore.....Feb. 21, 2000
 Ebony Hoffman.....Jan. 29, 2001
 Aisha Hollans.....Jan. 7, 2002
 Rometra Craig.....Jan. 27, 2003
 Eshaya Murphy.....Jan. 17, 2005
 Eshaya Murphy.....Jan. 23, 2006
 Camille LeNoir.....Jan. 30, 2006
 Chloé Kerr.....Nov. 27, 2006
 Nadia Parker.....Nov. 26, 2007
 Brynn Cameron.....Jan. 5, 2009
 Camille LeNoir.....Feb. 9, 2009
 Ashley Corral.....March 8, 2010
 Briana Gilbreath.....Nov. 15, 2010
 Briana Gilbreath.....Dec. 6, 2010
 Ashley Corral.....Dec. 20, 2010
 Christina Marinacci.....March 5, 2012
 Cassie Harberts.....Jan. 7, 2013
 Cassie Harberts.....Jan. 20, 2014
 Temi Fagbenle.....Jan. 11, 2016
 Kristen Simon.....Dec. 4, 2016
 Jordan Sanders.....Dec. 28, 2020
 Endyia Rogers.....Feb. 1, 2021
 Alissa Pili.....Feb. 8, 2021
 Jordyn Jenkins.....Feb. 14, 2022
Rayah Marshall.....Jan. 2, 2023
 Destiny Littleton.....Jan. 16, 2023

PAC-12 FRESHMEN OF THE WEEK

McKenzie Calvert.....Jan. 5, 2015
 Minyon Moore.....Dec. 4, 2016
 Minyon Moore.....Feb. 20, 2017
 Shalexus Aaron.....Feb. 4, 2019
 Alissa Pili.....Jan. 20, 2019



TAMMY STORY (1989-92)

Endyia Rogers.....Jan. 27, 2019
 Alissa Pili.....Feb. 3, 2019
 Alissa Pili.....Feb. 17, 2019
 Alissa Pili.....March 2, 2019
Rayah Marshall.....Jan. 10, 2022
Rayah Marshall.....Feb. 21, 2022

NCAA MARCH MADNESS STARTING LINEUP

Destiny Littleton.....Jan. 17, 2023

ESPN COACH OF THE WEEK

Lindsay Gottlieb.....Jan. 17, 2023

— ACADEMIC AWARDS —

CSC ACADEMIC ALL-DISTRICT TEAM

Destiny Littleton.....2023
 Alyson Miura.....2023

WBCA ACADEMIC SPECIAL MENTION

USC.....2023

PAC-12 ACADEMIC HONOR ROLL (established 2019-20)

Alyson Miura.....2021, 2022, 2023
 India Otto.....2021, 2022, 2023
 Jordan Sanders.....2022
 Clarice Akunwafo.....2023

PAC-12 ACADEMIC FIRST TEAM (1987-2021)

Holly Ford.....1988
 Tammy Story.....1990, 1991, 1992
 Allison Jaskowiak.....2008
 Daniela Roark.....2010
 Jacki Gemelos.....2011

PAC-12 ACADEMIC SECOND TEAM (1987-2021)

Holly Ford.....1978

ALL-TIME HONORS & AWARDS



USC WOMEN'S BASKETBALL

1983 NCAA CHAMPIONS • 1984 NCAA CHAMPIONS • 1994 PAC-10 CHAMPIONS • 2014 PAC-12 TOURNAMENT CHAMPIONS

Rhonda Windham.....1978
Carmen Kraus.....2002
Allison Jaskowiak.....2006, 2007
Jamie Hagiya.....2007
Simone Jelks.....2008
Briana Gilbreath.....2011

PAC-12 ACADEMIC HON. MEN. (1987-2021)

Paula Pyers.....1987
Kalen Wright.....1987
Jody Anton.....1996
Denise Woods.....2000
Danielle Golay.....2000
Carmen Kraus.....2001
Jamie Hagiya.....2005, 2006
Chloé Kerr.....2005, 2006, 2007
Simone Jelks.....2006, 2007
Kari LaPlante.....2009, 2010, 2011
Camille LeNoir.....2009
Briana Gilbreath.....2010, 2012
Jacki Gemelos.....2012
Cassie Harberts.....2012, 2013, 2014
Christina Marinacci.....2013
Kate Oliver.....2013, 2014
Jordan Adams.....2014, 2015, 2018
Destine Gibbs.....2014
Drew Edelman.....2015
Kaneisha Horn.....2015
Courtney Jaco.....2015, 2016, 2017
Sadie Edwards.....2016, 2017, 2018
Candela Abejón.....2018
Minyon Moroe.....2018, 2019

HONDA-BRODERICK CUP

Cheryl Miller, 1984

BASKETBALL HONDA AWARD

Cheryl Miller, 1984
Cheryl Miller, 1985
Lisa Leslie, 1994

NAISMITH TROPHY WINNERS

Cheryl Miller, 1984
Cheryl Miller, 1985
Cheryl Miller, 1986
Lisa Leslie, 1994

NAISMITH TROPHY WATCH LIST

Ebony Hoffman, 2002-03
Shay Murphy, 2006-07
Jacki Gemelos, 2011-12
Briana Gilbreath, 2011-12
Cassie Harberts, 2013-14
Mariya Moore, 2018-19
Alissa Pili, 2020-21

WOODEN AWARD WATCH LIST

Ebony Hoffman, 2003-04
Shay Murphy, 2006-07
Cassie Harberts, 2013-14

WOMEN'S BASKETBALL HALL OF FAME

Cheryl Miller, Player & Head Coach – Inducted
1999
Linda Sharp, Head Coach – Inducted 2000
Marianne Stanley, Head Coach – Inducted 2002
Cynthia Cooper, Player – Inducted 2009
Lisa Leslie, Player – Inducted 2015
Tina Thompson - Inducted 2018

NAISMITH MEMORIAL BASKETBALL HALL OF FAME

Cheryl Miller, Player – Inducted 1995
Cynthia Cooper, Player – Inducted 2010
Lisa Leslie, Player – Inducted 2015
Tina Thompson, Player – Inducted 2018
Marianne Stanley, Coach – Inducted 2022

FIBA HALL OF FAME

Cheryl Miller, Player – Inducted 2010
Lisa Leslie, Player – Inducted 2022

WNBA AWARDS

Cynthia Cooper
1998 WNBA MVP
All-WNBA First Team: 1997, 1998, 1999, 2000

Lisa Leslie
WNBA MVP: 2001, 2004, 2006
WNBA Defensive Player of the Year: 2004, 2008
All-WNBA First Team: 1997, 2000, 2001, 2002,
2003, 2004, 2006, 2008
All-WNBA Second Team: 1998, 1999, 2005,
2009

Ebony Hoffman
2008 WNBA Most Improved Player

Tina Thompson
All-WNBA First Team: 1997, 1998, 2004
All-WNBA Second Team: 1999, 2000, 2001,
2002, 2007

WNBA CHAMPIONS

Cynthia Cooper – Player
1997 (Houston Comets)
1998 (Houston Comets)
1999 (Houston Comets)
2000 (Houston Comets)

Michael Cooper – Head Coach
2001 (Los Angeles Sparks)
2002 (Los Angeles Sparks)

Temi Fagbenle – Player
2017 (Minnesota Lynx)

Monica Lamb – Player
1998 (Houston Comets)
1999 (Houston Comets)
2000 (Houston Comets)

Lisa Leslie – Player
2001 (Los Angeles Sparks)
2002 (Los Angeles Sparks)

Nicky McCrimmon – Player
2001 (Los Angeles Sparks)
2002 (Los Angeles Sparks)

Shay Murphy – Player
2014 (Phoenix Mercury)

Tina Thompson – Player
1997 (Houston Comets)
1998 (Houston Comets)
1999 (Houston Comets)
2000 (Houston Comets)

OLYMPIANS

1984 • Los Angeles

Cheryl Miller – USA (Gold)
Pam McGee – USA (Gold)

1988 • Seoul, Korea

Cynthia Cooper – USA (Gold)

1992 • Barcelona, Spain

Cynthia Cooper – USA (Bronze)

1996 • Atlanta

Lisa Leslie – USA (Gold)

2000 • Sydney, Australia

Lisa Leslie – USA (Gold)
Tina Thompson (alternate) – USA (Gold)

2004 • Athens, Greece

Lisa Leslie – USA (Gold)

Tina Thompson – USA (Gold)

2008 • Beijing, China

Lisa Leslie – USA (Gold)

Tina Thompson – USA (Gold)

2012 • London

Temi Fagbenle – Great Britain

WORLD UNIVERSITY GAMES

1983 • Edmonton, Canada

Monica Lamb – USA (Gold)

1987 • Zagreb, Yugoslavia

Karon Howell – USA (5th)

Monica Lamb – USA (5th)

Rhonda Windham – USA (5th)

1991 • Sheffield, England

Lisa Leslie – USA (Gold)

1995 • Fukuoka, Japan

Tina Thompson – USA (Silver)

2011 • Shenzhen, China

Jacki Gemelos – USA (Gold)


2013 • Kazan, Russia

Cassie Harberts – USA (Gold)

NATIONAL & INTERNATIONAL RECOGNITION

USC WOMEN'S BASKETBALL

1983 NCAA CHAMPIONS • 1984 NCAA CHAMPIONS • 1994 PAC-10 CHAMPIONS • 2014 PAC-12 TOURNAMENT CHAMPIONS



JONI EASTERLY (1990-93)

POINTS

1. Cheryl Miller, 1983-863,018
2. Cherie Nelson, 1986-892,474
3. Lisa Leslie, 1991-94.....2,414
4. Paula McGee, 1981-84.....2,346
5. Tina Thompson, 1994-97.....2,248
6. Pam McGee, 1981-842,214
7. Cassie Harberts, 2011-14.....1,832
8. Kathy Hammond, 1978-81.....1,797
9. Ebony Hoffman, 2001-041,687
10. Briana Gilbreath, 2009-12.....1,608
11. Cynthia Cooper, 1982-84; 86.....1,559
12. Ashley Corral, 2009-121,542
13. Eshaya Murphy, 2004-07.....1,492
14. Joni Easterly, 1990-931,469
15. Kristen Simon, 2015-18.....1,437

SCORING AVERAGE

1. Cheryl Miller, 1983-8623.6
2. Cherie Nelson, 1986-8920.3
3. Lisa Leslie, 1991-94.....20.1
4. Tina Thompson, 1994-97.....19.7
5. Pam McGee, 1981-8418.9
6. Paula McGee, 1981-84.....17.5
7. Monica Lamb, 198717.0
8. Ebony Hoffman, 2001-04
Kathy Hammond, 1978-81
10. Aisha Hollans, 2001-0314.3
11. Endyia Rogers, 2020-2113.8
Cassie Harberts, 2011-14
13. Minyon Moore, 2017-19.....13.2
14. Cynthia Cooper, 1982-84; 86.....12.9

FIELD GOALS MADE

1. Cheryl Miller, 1983-861,159
2. Paula McGee, 1981-84.....993
3. Lisa Leslie, 1991-94.....973
4. Pam McGee, 1981-84935
5. Cherie Nelson, 1986-89933
6. Tina Thompson, 1994-97.....807
7. Kathy Hammond, 1978-81.....724
8. Cynthia Cooper, 1982-84; 86.....658
9. Cassie Harberts, 2011-14.....631
10. Ebony Hoffman, 2001-04613
11. Briana Gilbreath, 2009-12.....576

FIELD GOAL PERCENTAGE (min. 200 attempts)

1. Monica Lamb, 198758.8%
2. Pam McGee, 1981-8458.1%
3. Cheryl Miller, 1983-8656.3%
4. Lisa Leslie, 1991-94.....53.4%
5. Paula McGee, 1981-84.....52.4%
6. Michelle Campbell, 1994-9751.6%
7. Nadia Parker, 2006-09.....51.3%
8. Rashida Jeffery, 1994-97.....51.0%
9. Tina Thompson, 1994-97.....50.6%
10. Cherie Nelson, 1986-8950.0%

3-POINT FIELD GOALS MADE (since 1987-88)

1. Ashley Corral, 2009-12292
2. Courtney Jaco, 2014-17213
3. Brynn Cameron, 2004-06; 07-09183
4. Eshaya Murphy, 2004-07.....181
5. Aliyah Mazyck, 2016-19.....177
6. Camille LeNoir, 2004-06; 07-09154
7. Ariya Crook, 2012-14.....138
8. Jamie Hagiya, 2004-07132
9. Heather Oliver, 2007-10118
10. Tammy Story, 1989-92.....110
- Kristin Clark, 1996-98
12. Alyson Miura, 2020-23106
12. Jody Anton, 1993-96.....103
13. Meghan Gnekow, 2003-2006.....100

3-POINT FIELD GOAL PERCENTAGE

(since 1987-88; min. 40 attempts;
at least two seasons of competition)

1. Courtney Jaco, 2014-1738.5%
2. Jacki Gemelos, 2009-1238.4%
3. Heather Oliver, 2007-1038.1%
4. Erica Mashia, 1996; 200038.0%
5. Alyson Miura, 2020-2337.7%
6. Ebony Hoffman, 2001-0435.8%
7. Ashley Corral, 2009-1235.6%
8. Linda Kennedy, 1989-91.....34.9%
- Brynn Cameron, 2004-06; 07-09
10. Jamie Hagiya, 2004-0733.8%

REBOUNDS

1. Cheryl Miller, 1983-861,534
2. Pam McGee, 1981-841,255
3. Cherie Nelson, 1986-891,232
4. Lisa Leslie, 1991-94.....1,214
5. Tina Thompson, 1994-97.....1,168
6. Paula McGee, 1981-84.....1,155
7. Ebony Hoffman, 2001-041,003
8. Cassie Harberts, 2011-14.....925
9. Kristen Simon, 2015-18917
10. Briana Gilbreath, 2009-12.....813
11. Christina Marinacci, 2010-13.....738
12. Alexyz Vaiotama, 2012-15.....734
13. Eshaya Murphy, 2004-07722
14. Kathy Hammond, 1978-81.....708
15. Adrain Williams, 1996-99694

REBOUND AVERAGE

1. Cheryl Miller, 1983-8612.0
2. Cherie Nelson, 1986-8910.7
3. Tina Thompson, 1994-97.....10.2
4. Lisa Leslie, 1991-94.....10.1
5. Pam McGee, 1981-849.8
- 6. Rayah Marshall, 2022-present9.6**
7. Paula McGee, 1986-89.....9.1
8. Ebony Hoffman, 2001-048.7
9. Anna Maria Lopez, 1978-80.....8.4
10. Kristen Simon, 2015-187.9
11. Eshaya Murphy, 2004-077.1
12. Cassie Harberts, 2011-14.....7.0
13. Adrain Williams, 1996-996.5
14. Briana Gilbreath, 2009-12.....6.4

FREE THROWS MADE

1. Cheryl Miller, 1983-86700
2. Cherie Nelson, 1986-89608
3. Cassie Harberts, 2011-14.....560
4. Tina Thompson, 1994-97.....552
5. Lisa Leslie, 1991-94.....461
6. Minyon Moore, 2017-19.....404
7. Ebony Hoffman, 2001-04399
8. Briana Gilbreath, 2009-12.....388
9. Pam McGee, 1981-84365
10. Kathy Hammond, 1978-81.....349
11. Paula McGee, 1981-84.....338

INDIVIDUAL CAREER RECORDS

USC WOMEN'S BASKETBALL

1983 NCAA CHAMPIONS • 1984 NCAA CHAMPIONS • 1994 PAC-10 CHAMPIONS • 2014 PAC-12 TOURNAMENT CHAMPIONS

FREE THROW PERCENTAGE (min. 100 attempts)

| | | |
|-----|--------------------------------|-------|
| 1. | Endyia Rogers, 2020-21 | 83.1% |
| 2. | Ashley Corral, 2009-12 | 82.3% |
| | Jacki Gemelos, 2010-12 | 82.3% |
| 4. | Desiree Caldwell, 2019-22 | 81.4% |
| 4. | Kathy Hammond, 1978-81 | 81.1% |
| 5. | Alissa Pili, 2020-present | 79.9% |
| 6. | Eshaya Murphy, 2004-07 | 78.8% |
| 7. | Heather Oliver, 2007-10 | 78.5% |
| 8. | Ariya Crook, 2012-2014 | 77.7% |
| 9. | Erica Mashia, 1996; 2000 | 77.6% |
| 10. | Joni Easterly, 1990-93 | 77.2% |
| 11. | Minyon Moore, 2017-19 | 77.0% |
| 12. | Carmen Krause, 1999-02 | 76.1% |
| 13. | Terri Huff, 1979-81 | 75.9% |
| 14. | Paula Pyers, 1985-88 | 75.7% |
| 15. | Camille LeNoir, 2004-06; 07-09 | 75.3% |

ASSISTS

| | | |
|-----|--------------------------------|-----|
| 1. | Rhonda Windham, 1983; 85-87 | 735 |
| 2. | Thera Smith, 1979-82 | 473 |
| 3. | Camille LeNoir, 2004-06; 07-09 | 466 |
| | Ashley Corral, 2009-12 | 466 |
| 5. | Minyon Moore, 2017-19 | 450 |
| 6. | Tammy Story, 1989-92 | 422 |
| 7. | Jamie Hagiya, 2004-07 | 417 |
| 8. | Cheryl Miller, 1983-86 | 414 |
| 9. | Brianna Barrett, 2013-2016 | 395 |
| 10. | Cynthia Cooper, 1982-84; 86 | 381 |
| 11. | Erica Jackson, 1994-97 | 365 |
| 12. | Kathy Doyle, 1980-83 | 339 |
| 13. | Briana Gilbreath, 2009-12 | 337 |

STEALS

| | | |
|-----|------------------------------|-----|
| 1. | Cheryl Miller, 1983-86 | 462 |
| 2. | Tammy Story, 1989-92 | 309 |
| 3. | Cynthia Cooper, 1982-84; 86 | 256 |
| 4. | Ebony Hoffman, 2001-04 | 249 |
| 5. | Paula McGee, 1981-84 | 248 |
| 6. | Briana Gilbreath, 2009-12 | 241 |
| 7. | Eshaya Murphy, 2004-07 | 234 |
| 8. | Lisa Leslie, 1991-94 | 228 |
| 9. | Minyon Moore, 2017-19 | 221 |
| 10. | Karon Howell, 1986-89 | 218 |
| 11. | Aliyah Mazyck, 2016-19 | 212 |
| 12. | Rhonda Williams, 1983; 85-87 | 210 |
| 13. | Kristin Clark, 1996-99 | 203 |
| 14. | Tashara Carter, 1998-01 | 195 |

BLOCKED SHOTS (since 1982)

| | | |
|-----|-------------------------------------|------------|
| 1. | Lisa Leslie, 1991-94 | 321 |
| 2. | Cheryl Miller, 1983-86 | 320 |
| 3. | Paula McGee, 1981-84 | 190 |
| 4. | Rayah Marshall, 2022-present | 169 |
| 5. | Briana Gilbreath, 2009-12 | 168 |
| 6. | Michelle Campbell, 1993-97 | 162 |
| 7. | Chloé Kerr, 2004-07 | 139 |
| 8. | Ebony Hoffman, 2001-04 | 122 |
| 9. | Pam McGee, 1981-84 | 119 |
| 10. | Nadia Parker, 2006-09 | 110 |
| 11. | Cherie Nelson, 1986-89 | 109 |
| 12. | Tina Thompson, 1994-97 | 103 |
| 13. | Cassie Harberts, 2011-14 | 99 |
| 14. | Adrain Williams, 1996-99 | 97 |

GAMES PLAYED

| | | |
|-----|--------------------------------|-----|
| 1. | Cassie Harberts, 2011-14 | 133 |
| 2. | Cheryl Miller, 1983-86 | 128 |
| | Ashley Corral, 2009-12 | |
| | Briana Gilbreath, 2008-12 | |
| 5. | Paula McGee, 1981-84 | 127 |
| | Pam McGee, 1981-84 | |
| | Courtney Jaco, 2014-17 | |
| 8. | Holly Ford, 1985-88 | 126 |
| 9. | Rhonda Windham, 1983-85; 87 | 122 |
| | Cherie Nelson, 1986-89 | |
| | Camille LeNoir, 2005-06; 08-09 | |
| 12. | Cynthia Cooper, 1983-84; 86 | 121 |
| 13. | Lisa Leslie, 1991-94 | 120 |
| | Jualeah Woods, 1991-94 | |
| | Jamie Hagiya, 2004-07 | |
| | Christina Marinacci, 2010-2013 | |
| | Alexyz Vaiioletama, 2012-15 | |
| 18. | Meghan Gnekow, 2003-06 | 119 |
| | Chloé Kerr, 2004-07 | |
| | Eshaya Murphy, 2004-07 | |
| | Allison Jaskowiak, 2004-08 | |
| | Jordan Adams, 2013-2018 | |

GAMES STARTED

| | | |
|----|--------------------------|-----|
| 1. | Cassie Harberts, 2011-14 | 133 |
|----|--------------------------|-----|

NOTE: Statistics include only games played while at USC.



ASHLEY CORRAL (2009-12)

INDIVIDUAL CAREER RECORDS

USC WOMEN'S BASKETBALL

1983 NCAA CHAMPIONS • 1984 NCAA CHAMPIONS • 1994 PAC-10 CHAMPIONS • 2014 PAC-12 TOURNAMENT CHAMPIONS

INDIVIDUAL SEASON RECORDS

POINTS

| | | |
|-----|-------------------------|-----|
| 1. | Cheryl Miller, 1985-86 | 814 |
| 2. | Cheryl Miller, 1984-85 | 805 |
| 3. | Cheryl Miller, 1983-84 | 726 |
| 4. | Cherie Nelson, 1987-88 | 714 |
| 5. | Paula McGee, 1980-81 | 683 |
| 6. | Cherie Nelson, 1988-89 | 678 |
| 7. | Cheryl Miller, 1982-83 | 673 |
| 8. | Lisa Leslie, 1993-94 | 657 |
| 9. | Tina Thompson, 1996-97 | 653 |
| 10. | Lisa Leslie, 1991-92 | 632 |
| | Paula McGee, 1982-83 | |
| 11. | Tina Thompson, 1995-96 | 623 |
| 12. | Cynthia Cooper, 1985-86 | 620 |
| 13. | Pam McGee, 1982-83 | 608 |
| 14. | Cherie Nelson, 1986-87 | 604 |
| 15. | Lisa Leslie, 1990-91 | 582 |

SCORING AVERAGE

| | | |
|-----|------------------------|------|
| 1. | Cheryl Miller, 1984-85 | 26.8 |
| 2. | Cherie Nelson, 1988-89 | 26.1 |
| 3. | Cheryl Miller, 1985-86 | 25.4 |
| 4. | Cherie Nelson, 1987-88 | 23.8 |
| 5. | Tina Thompson, 1995-96 | 23.1 |
| 6. | Tina Thompson, 1996-97 | 22.5 |
| 7. | Cheryl Miller, 1983-84 | 22.0 |
| 8. | Lisa Leslie, 1993-94 | 21.9 |
| 9. | Lisa Leslie, 1991-92 | 20.4 |
| | Cheryl Miller, 1982-83 | |
| 10. | Paula McGee, 1981-82 | 20.2 |
| 11. | Cherie Nelson, 1986-87 | 20.1 |
| 12. | Pam McGee, 1981-82 | 19.6 |
| 13. | Tina Thompson, 1994-95 | 19.5 |
| 14. | Lisa Leslie, 1990-91 | 19.4 |
| 15. | Paula McGee, 1982-83 | 19.2 |

FIELD GOALS MADE

| | | |
|-----|-------------------------|-----|
| 1. | Cheryl Miller, 1985-86 | 308 |
| 2. | Cheryl Miller, 1984-85 | 302 |
| 3. | Paula McGee, 1980-81 | 289 |
| 4. | Pam McGee, 1982-83 | 282 |
| 5. | Cheryl Miller, 1983-84 | 281 |
| 6. | Cherie Nelson, 1987-88 | 275 |
| 7. | Cheryl Miller, 1982-83 | 268 |
| 8. | Cynthia Cooper, 1985-86 | 264 |
| 9. | Lisa Leslie, 1991-92 | 262 |
| 10. | Lisa Leslie, 1993-94 | 259 |

FIELD GOALS ATTEMPTED

| | | |
|-----|-------------------------|-----|
| 1. | Cheryl Miller, 1984-85 | 572 |
| 2. | Cherie Nelson, 1987-88 | 545 |
| 3. | Cynthia Cooper, 1985-86 | 522 |
| 4. | Cheryl Miller, 1985-86 | 506 |
| 5. | Lisa Leslie, 1990-91 | 504 |
| 6. | Cheryl Miller, 1983-84 | 493 |
| | Paula McGee, 1982-83 | |
| 8. | Cherie Nelson, 1988-89 | 490 |
| 9. | Cheryl Miller, 1982-83 | 486 |
| 10. | Eshaya Murphy, 2006-07 | 484 |

FIELD GOAL PERCENTAGE (min. 200 attempts)

| | | |
|-----|------------------------|-------|
| 1. | Pam McGee, 1982-83 | 61.0% |
| 2. | Cheryl Miller, 1985-86 | 60.9% |
| 3. | Pam McGee, 1983-84 | 59.5% |
| 4. | Monica Lamb, 1986-87 | 58.8% |
| 5. | Pam McGee, 1981-82 | 57.5% |
| 6. | Paula McGee, 1982-83 | 57.2% |
| 7. | Cheryl Miller, 1983-84 | 57.0% |
| 8. | Lisa Leslie, 1993-94 | 55.8% |
| | Lisa Leslie, 1992-93 | |
| 10. | Cheryl Miller, 1982-83 | 55.1% |

3-POINT FIELD GOALS MADE (since 1987-88)

| | | |
|-----|----------------------------|----|
| 1. | Aliyah Mazyck, 2017-18 | 86 |
| 2. | Ashley Corral, 2009-10 | 85 |
| | Ashley Corral, 2010-11 | |
| 4. | Brynn Cameron, 2004-05 | 72 |
| | Courtney Jaco, 2015-16 | |
| 6. | Eshaya Murphy, 2006-07 | 69 |
| | Ashley Corral, 2011-12 | |
| | Ariya Crook, 2013-14 | |
| 9. | Courtney Jaco, 2016-17 | 68 |
| 10. | Eshaya Murphy, 2005-06 | 67 |
| 11. | Mariya Moore, 2018-19 | 59 |
| 12. | Tammy Story, 1990-91 | 56 |
| | Destiny Littleton, 2022-23 | |
| 13. | Ariya Crook, 2012-13 | 55 |
| 14. | Ashley Corral, 2008-09 | 53 |
| 15. | Jamie Hagiya, 2006-07 | 52 |
| | Brynn Cameron, 2008-09 | |
| | Jacki Gemelos, 2010-11 | |
| 18. | Kristin Clark, 1997-98 | 51 |
| | Aliyah Mazyck, 2018-19 | |

3-PT. FG ATTEMPTS (since 1987-88)

| | | |
|-----|------------------------|-----|
| 1. | Aliyah Mazyck, 2017-18 | 265 |
| 2. | Ashley Corral, 2009-10 | 238 |
| 3. | Ashley Corral, 2010-11 | 228 |
| 4. | Eshaya Murphy, 2006-07 | 221 |
| 5. | Eshaya Murphy, 2005-06 | 203 |
| 6. | Mariya Moore, 2018-19 | 205 |
| 7. | Ariya Crook, 2013-14 | 192 |
| 8. | Ashley Corral, 2011-12 | 184 |
| 9. | Courtney Jaco, 2015-16 | 186 |
| 10. | Brynn Cameron, 2004-05 | 176 |
| 11. | Ashley Corral, 2008-09 | 170 |
| 12. | Kristin Clark, 1997-98 | 169 |
| | Courtney Jaco, 2016-17 | |
| 14. | Ariya Crook, 2012-13 | 167 |
| | Aliyah Mazyck, 2018-19 | |
| 16. | Jamie Hagiya, 2006-07 | 154 |
| 17. | Brynn Cameron, 2008-09 | 149 |

3-POINT FIELD GOAL PERCENTAGE

(since 1987-88, min. 40 attempts)

| | | |
|-----|--------------------------|----------------|
| 1. | Jordan Sanders, 2020-21 | 48.0% (24-50) |
| 2. | Alyson Miura, 2022-23 | 43.8% (21-48) |
| 3. | Erica Mashia, 1995-96 | 43.7% (38-87) |
| 4. | Jacki Gemelos, 2010-11 | 42.3% (52-123) |
| 5. | Heather Oliver, 2008-09 | 42.0% (47-112) |
| 6. | Joni Easterly, 1991-92 | 41.9% (31-74) |
| 7. | Shalexus Aaron, 2018-19 | 41.6% (42-101) |
| 8. | Brynn Cameron, 2004-05 | 40.9% (72-176) |
| | Aarika Hughes, 2007-08 | 40.9% (18-44) |
| 10. | Tera Reed, 2021-22 | 40.4% (19-47) |
| 11. | Desiree Bradley, 2013-14 | 40.2% (35-87) |
| | Courtney Jaco, 2016-17 | 40.2% (68-169) |
| 13. | Tracy Atwater, 1992-93 | 40.0% (16-40) |
| 14. | Camille LeNoir, 2008-09 | 39.6% (40-101) |
| 15. | Tammy Story, 1990-91 | 39.2% (56-143) |

| | | |
|-----|---------------------------|----------------|
| 17. | Alyson Miura, 2021-22 | 39.2% (38-97) |
| | Jessica Cheeks, 2003-04 | 38.7% (24-62) |
| | Briana Gilbreath, 2011-12 | 38.7% (24-62) |
| | Courtney Jaco, 2015-16 | 38.7% (72-186) |
| | Okako Adika, 2022-23 | 38.7% (43-111) |

REBOUNDS

| | | |
|-----|--------------------------------|------------|
| 1. | Cheryl Miller, 1984-85 | 474 |
| 2. | Cheryl Miller, 1985-86 | 390 |
| 3. | Lisa Leslie, 1993-94 | 369 |
| 4. | Cheryl Miller, 1983-84 | 350 |
| 5. | Cherie Nelson, 1986-87 | 348 |
| 6. | Pam McGee, 1982-83 | 329 |
| 7. | Cherie Nelson, 1987-88 | 324 |
| 8. | Rayah Marshall, 2022-23 | 322 |
| 9. | Pam McGee, 1983-84 | 320 |
| | Cheryl Miller, 1982-83 | |
| 11. | Tina Thompson, 1993-94 | 316 |

REBOUND AVERAGE

| | | |
|-----|--------------------------------|-------------|
| 1. | Cheryl Miller, 1984-85 | 15.8 |
| 2. | Lisa Leslie, 1993-94 | 12.3 |
| 3. | Cheryl Miller, 1985-86 | 12.2 |
| 4. | Cherie Nelson, 1986-87 | 11.6 |
| | Pam McGee, 1981-82 | |
| 6. | Rayah Marshall, 2022-23 | 11.5 |
| 7. | Cherie Nelson, 1987-88 | 10.8 |
| 8. | Tina Thompson, 1996-97 | 10.6 |
| | Cheryl Miller, 1983-84 | |
| 10. | Tina Thompson, 1994-95 | 10.5 |
| | Tina Thompson, 1993-94 | |

FREE THROWS MADE

| | | |
|-----|--------------------------|-----|
| 1. | Cassie Harberts, 2012-13 | 207 |
| 2. | Cheryl Miller, 1984-85 | 201 |
| 3. | Cheryl Miller, 1985-86 | 198 |
| 4. | Cherie Nelson, 1988-89 | 178 |
| 5. | Tina Thompson, 1996-97 | 168 |
| 6. | Cheryl Miller, 1983-84 | 164 |
| | Cherie Nelson, 1987-88 | |
| 7. | Tina Thompson, 1994-95 | 152 |
| 9. | Cherie Nelson, 1986-87 | 146 |
| 10. | Minyon Moore, 2018-19 | 144 |
| 11. | Tina Thompson, 1995-96 | 141 |

FREE THROWS ATTEMPTED

| | | |
|-----|--------------------------|-----|
| 1. | Cassie Harberts, 2012-13 | 298 |
| 2. | Cheryl Miller, 1984-85 | 289 |
| 3. | Cheryl Miller, 1985-86 | 263 |
| 4. | Cassie Harberts, 2013-14 | 237 |
| 5. | Cherie Nelson, 1988-89 | 236 |
| 6. | Cheryl Miller, 1983-84 | 218 |
| 7. | Tina Thompson, 1996-97 | 215 |
| 8. | Cherie Nelson, 1987-88 | 210 |
| 9. | Tina Thompson, 1994-95 | 208 |
| 10. | Lisa Leslie, 1993-94 | 201 |
| 11. | Cherie Nelson, 1986-87 | 200 |

FREE THROW PERCENTAGE

(min. 70 attempts)

| | | |
|-----|----------------------------|-----------------|
| 1. | Destiny Littleton, 2022-23 | 88.0% (125-142) |
| 2. | Eshaya Murphy, 2006-07 | 85.8% (115-134) |
| 3. | Erica Mashia, 1995-96 | 84.4% (65-77) |
| 4. | Kathy Hammond, 1980-81 | 83.5% (61-73) |
| 5. | Kathy Hammond, 1978-79 | 83.2% (119-143) |
| 6. | Ashley Corral, 2009-10 | 82.6% (90-109) |
| 7. | Jordyn Jenkins, 2021-22 | 82.1% (110-134) |
| 8. | Endyia Rogers, 2019-20 | 82.0% (73-89) |
| 9. | Jacki Gemelos, 2010-11 | 81.2% (69-85) |
| 10. | Joni Easterly, 1990-91 | 80.6% (58-72) |
| 11. | Ashley Corral, 2011-12 | 80.3% (61-76) |

USC WOMEN'S BASKETBALL

1983 NCAA CHAMPIONS • 1984 NCAA CHAMPIONS • 1994 PAC-10 CHAMPIONS • 2014 PAC-12 TOURNAMENT CHAMPIONS

| | | |
|-----|--------------------------|-----------------|
| 12. | Kathy Hammond, 1979-80 | 80.2% (82-102) |
| 13. | Ariya Crook, 2013-14 | 79.7% (118-148) |
| 14. | Alissa Pili, 2019-20 | 79.6% (109-137) |
| 15. | Rometra Craig, 2003-04 | 78.7% (69-75) |
| 16. | Karleen Shields, 1994-95 | 78.4% (127-162) |

ASSISTS

| | | |
|-----|--------------------------|-----|
| 1. | Rhonda Windham, 1982-83 | 197 |
| 2. | Rhonda Windham, 1984-85 | 193 |
| 3. | Paula Pyers, 1987-88 | 181 |
| 4. | Rhonda Windham, 1986-87 | 174 |
| 5. | Rhonda Windham, 1985-86 | 171 |
| 6. | Thera Smith, 1981-82 | 166 |
| | Minyon Moore, 2018-19 | 166 |
| 8. | Minyon Moore, 2017-18 | 165 |
| 9. | Nicky McCrimmon, 1993-94 | 162 |
| 10. | Ashley Corral, 2009-10 | 154 |
| 11. | Jamie Hagiya, 2006-07 | 133 |
| 12. | Tammy Story, 1990-91 | 132 |
| 13. | Ashley Corral, 2010-11 | 129 |
| 14. | Camille LeNoir, 2005-06 | 127 |

ASSIST AVERAGE

| | | |
|-----|--------------------------|-----|
| 1. | Rhonda Windham, 1984-85 | 6.9 |
| 2. | Rhonda Windham, 1986-87 | 6.7 |
| 3. | Nicky McCrimmon, 1993-94 | 6.2 |
| | Thera Smith, 1981-82 | |
| 5. | Paula Pyers, 1987-88 | 6.0 |
| | Rhonda Windham, 1982-83 | |
| 7. | Minyon Moore, 2018-19 | 5.9 |
| 8. | Minyon Moore, 2017-18 | 5.3 |
| 9. | Ashley Corral, 2009-10 | 5.0 |
| 10. | Rhonda Windham, 1985-86 | 4.8 |
| 11. | Tammy Story, 1990-91 | 4.4 |
| | Cynthia Cooper, 1983-84 | |
| | Jamie Hagiya, 2006-07 | |
| 14. | Ndyia Rogers, 2020-21 | 4.3 |
| | Nicky McCrimmon, 1992-93 | |

STEALS

| | | |
|-----|---------------------------|-----|
| 1. | Cheryl Miller, 1985-86 | 127 |
| 2. | Cheryl Miller, 1984-85 | 116 |
| 3. | Cheryl Miller, 1982-83 | 115 |
| 4. | Cheryl Miller, 1983-84 | 104 |
| 5. | Tammy Story, 1990-91 | 96 |
| 6. | Cynthia Cooper, 1985-86 | 93 |
| 7. | Tammy Story, 1989-90 | 91 |
| | Briana Gilbreath, 2010-11 | |
| 9. | Thera Smith, 1981-82 | 90 |
| 10. | Minyon Moore, 2017-18 | 89 |
| 11. | Paula Pyers, 1987-88 | 84 |
| 12. | Aliyah Mazyck, 2017-18 | 81 |
| 13. | Kristin Clark, 1996-97 | 78 |

STEAL AVERAGE

| | | |
|-----|------------------------|-----|
| 1. | Cheryl Miller, 1985-86 | 4.0 |
| 2. | Cheryl Miller, 1984-85 | 3.9 |
| 3. | Cheryl Miller, 1982-83 | 3.5 |
| 4. | Tammy Story, 1989-90 | 3.4 |
| 5. | Thera Smith, 1981-82 | 3.3 |
| 6. | Tammy Story, 1990-91 | 3.2 |
| | Cheryl Miller, 1983-84 | 3.2 |
| 8. | Kristin Clark, 1997-98 | 2.9 |
| | Minyon Moore, 2017-18 | |
| 10. | Paula Pyers, 1987-88 | 2.8 |
| 11. | Kristin Clark, 1996-97 | 2.7 |

BLOCKED SHOTS (since 1982)

| | | |
|-----|----------------------------|----|
| 1. | Rayah Marshall, 2022-23 | 98 |
| 2. | Lisa Leslie, 1992-93 | 95 |
| 3. | Lisa Leslie, 1993-94 | 94 |
| 4. | Cheryl Miller, 1983-84 | 82 |
| | Monica Lamb, 1986-87 | 82 |
| 6. | Cheryl Miller, 1984-85 | 80 |
| 7. | Cheryl Miller, 1985-86 | 79 |
| | Cheryl Miller, 1982-83 | 79 |
| 9. | Lisa Leslie, 1990-91 | 78 |
| 10. | Rayah Marshall, 2021-22 | 71 |
| 11. | Michelle Campbell, 1996-97 | 59 |
| 12. | Michelle Campbell, 1994-95 | 57 |

BLOCKED SHOT AVERAGE (since 1982)

| | | |
|-----|----------------------------|-----|
| 1. | Cheryl Miller, 1984-83 | 3.5 |
| | Rayah Marshall, 2022-23 | 3.5 |
| 3. | Lisa Leslie, 1992-93 | 3.3 |
| 4. | Lisa Leslie, 1993-94 | 3.1 |
| 5. | Monica Lamb, 1986-87 | 2.7 |
| | Cheryl Miller, 1984-85 | 2.7 |
| 7. | Lisa Leslie, 1990-91 | 2.6 |
| 8. | Cheryl Miller, 1985-86 | 2.5 |
| | Cheryl Miller, 1983-84 | 2.5 |
| | Rayah Marshall, 2021-22 | 2.5 |
| 11. | Michelle Campbell, 1996-97 | 2.1 |
| 12. | Michelle Campbell, 1994-95 | 2.0 |

PERSONAL FOULS


| | | |
|-----|------------------------|-----|
| 1. | Lisa Leslie, 1990-91 | 118 |
| 2. | Lisa Leslie, 1991-92 | 115 |
| 3. | Monica Lamb, 1986-87 | 112 |
| | Pam McGee, 1982-83 | |
| 5. | Lisa Leslie, 1992-93 | 107 |
| | Pam McGee, 1983-84 | |
| 7. | Kari LaPlante, 2010-11 | 106 |
| 8. | Cheryl Miller, 1982-83 | 104 |
| 9. | Ebony Hoffman, 2000-01 | 103 |
| | Paula McGee, 1983-84 | |
| 11. | Kim Gessig, 1990-91 | 102 |
| | Cheryl Miller, 1983-84 | |

MINUTES PLAYED (since 1987-88)

| | | |
|-----|-----------------------------|------|
| 1. | Briana Gilbreath, 2010-11 | 1228 |
| 2. | Minyon Moore, 2017-18 | 1200 |
| 3. | Cassie Harberts, 2013-14 | 1151 |
| 4. | Ashley Corral, 2010-11 | 1143 |
| 5. | Cassie Harberts, 2010-11 | 1188 |
| 6. | Cassie Harberts, 2012-13 | 1152 |
| 7. | Jacki Gemelos, 2010-11 | 1131 |
| 8. | Ashley Corral, 2009-10 | 1133 |
| 9. | Sadie Edwards, 2017-18 | 1115 |
| 10. | Paula Pyers, 1987-88 | 1103 |
| 11. | Joni Easterly, 1991-92 | 1096 |
| 12. | Aliyah Mazyck, 2017-18 | 1083 |
| 13. | Kristen Simon, 2017-18 | 1068 |
| 14. | Minyon Moore, 2018-19 | 1043 |
| 15. | Briana Gilbreath, 2009-10 | 1036 |
| 16. | Alexyz Vaiioletama, 2013-14 | 1015 |
| 17. | Mariya Moore, 2018-19 | 1013 |
| 18. | Ashley Corral, 2011-12 | 1008 |
| 19. | Cassie Harberts, 2011-12 | 1006 |
| 20. | Kari LaPlante, 2010-11 | 1002 |
| 21. | Tammy Story, 1990-91 | 999 |
| 22. | Jordan Adams, 2017-18 | 998 |
| 23. | Desiree Caldwell, 2019-20 | 987 |
| 24. | Holly Ford, 1987-88 | 971 |
| 25. | Lisa Leslie, 1991-92 | 970 |
| 26. | Temi Fagbenle, 2015-16 | 969 |



RHONDA WINDHAM (1983-87)



KRISTIN CLARK (1996-99)

INDIVIDUAL SEASON RECORDS

USC WOMEN'S BASKETBALL

1983 NCAA CHAMPIONS • 1984 NCAA CHAMPIONS • 1994 PAC-10 CHAMPIONS • 2014 PAC-12 TOURNAMENT CHAMPIONS

FRESHMAN RECORDS

POINTS

| | |
|-----------------------------|-----|
| 1. Paula McGee, 1981..... | 683 |
| 2. Cheryl Miller, 1983..... | 673 |
| 3. Lisa Leslie, 1991..... | 582 |
| 4. Pam McGee, 1981..... | 509 |
| 5. Alissa Pili, 2020..... | 504 |

SCORING AVERAGE

| | |
|-----------------------------|------|
| 1. Cheryl Miller, 1983..... | 20.4 |
| 2. Paula McGee, 1981..... | 20.0 |
| 3. Lisa Leslie, 1991..... | 19.4 |
| 4. Alissa Pili, 2020..... | 16.3 |
| 5. Pam McGee, 1981..... | 14.9 |

FIELD GOALS MADE

| | |
|-----------------------------|-----|
| 1. Paula McGee, 1981..... | 289 |
| 2. Cheryl Miller, 1983..... | 268 |
| 3. Lisa Leslie, 1991..... | 241 |
| 4. Pam McGee, 1981..... | 217 |
| 5. Alissa Pili, 2020..... | 190 |

FIELD GOAL PCT. (min. 200 attempts)

| | |
|-----------------------------|----------------|
| 1. Cheryl Miller, 1983..... | 268-486, 55.1% |
| 2. Pam McGee, 1981..... | 217-398, 54.5% |
| 3. Paula McGee, 1981..... | 289-557, 51.8% |
| 4. Alissa Pili, 2020..... | 190-372, 51.1% |
| 5. Tina Thompson, 1994..... | 163-327, 49.9% |

3-POINT FIELD GOALS MADE (since 1988)

| | |
|------------------------------|----|
| 1. Brynn Cameron, 2005..... | 72 |
| 2. Ashley Corral, 2009..... | 53 |
| 3. Endyia Rogers, 2020..... | 44 |
| 4. Shalexus Aaron, 2019..... | 42 |
| 5. Erica Mashia, 1996..... | 38 |

3-POINT FG PCT. (since 1988, min. 40 att.)

| | |
|------------------------------|---------------|
| 1. Shalexus Aaron, 2019..... | 42-101, 41.6% |
| 2. Brynn Cameron, 2005..... | 72-176, 40.9% |
| 3. Erica Mashia, 1996..... | 38-87, 43.7% |
| 4. Minyon Moore, 2017..... | 19-50, 38.0% |
| 5. Taylor Bigby, 2023..... | 23-60, 38.3% |

FREE THROWS MADE

| | |
|-----------------------------|-----|
| 1. Cheryl Miller, 1983..... | 137 |
| 2. Minyon Moore, 2017..... | 124 |
| 3. Cherie Nelson, 1986..... | 119 |
| 4. Alissa Pili, 2020..... | 109 |
| 5. Paula McGee, 1981..... | 105 |

FREE THROW PCT. (min. 70 attempts)

| | |
|-----------------------------|----------------|
| 1. Erica Mashia, 1996..... | 65-77, 84.4% |
| 2. Endyia Rogers, 2020..... | 73-89, 82.0% |
| 3. Alissa Pili, 2020..... | 109-137, 79.6% |
| 4. Minyon Moore, 2017..... | 124-161, 77.0% |
| 5. Ebony Hoffman, 2001..... | 91-120, 75.8% |

REBOUNDS

| | |
|-----------------------------|-----|
| 1. Cheryl Miller, 1983..... | 320 |
| 2. Tina Thompson, 1994..... | 316 |
| 3. Paula McGee, 1981..... | 313 |
| 4. Cherie Nelson, 1986..... | 312 |
| 5. Lisa Leslie, 1991..... | 299 |

REBOUND AVERAGE

| | |
|-----------------------------|------|
| 1. Tina Thompson, 1994..... | 10.5 |
| 2. Lisa Leslie, 1991..... | 10.0 |
| 3. Cheryl Miller, 1983..... | 9.7 |
| 4. Paula McGee, 1981..... | 9.2 |
| 5. Cherie Nelson, 1986..... | 8.7 |

ASSISTS

| | |
|-------------------------------|-----|
| 1. Rhonda Williams, 1983..... | 197 |
| 2. Minyon Moore, 2017..... | 119 |
| 3. Cheryl Miller, 1983..... | 115 |
| 4. Camille LeNoir, 2005..... | 100 |
| 5. Endyia Rogers, 2020..... | 89 |

STEALS

| | |
|--------------------------------|-----|
| 1. Cheryl Miller, 1983..... | 115 |
| 2. Minyon Moore, 2017..... | 58 |
| 3. Tammy Story, 1989..... | 57 |
| 4. Briana Gilbreath, 2009..... | 52 |
| 5. Brianna Barrett, 2013..... | 51 |

BLOCKED SHOTS (since 1982)

| | |
|------------------------------|----|
| 1. Cheryl Miller, 1983..... | 79 |
| 2. Lisa Leslie, 1991..... | 78 |
| 3. Rayah Marshall, 2022..... | 71 |
| 3. Asiah Jones, 2017..... | 35 |
| 4. Angel Jackson, 2020..... | 32 |

MINUTES PLAYED (since 1988)

| | |
|-------------------------------|------|
| 1. Cassie Harberts, 2011..... | 1188 |
| 2. Cheryl Miller, 1983..... | 1081 |
| 3. Rhonda Williams, 1983..... | 1076 |
| 4. Endyia Rogers, 2020..... | 962 |
| 5. Alissa Pili, 2020..... | 949 |

SOPHOMORE RECORDS

POINTS

| | |
|-----------------------------|-----|
| 1. Cheryl Miller, 1984..... | 726 |
| 2. Lisa Leslie, 1992..... | 632 |
| 3. Cherie Nelson, 1987..... | 604 |
| 4. Paula McGee, 1982..... | 546 |
| 5. Tina Thompson, 1995..... | 545 |

SCORING AVERAGE

| | |
|-----------------------------|------|
| 1. Cheryl Miller, 1984..... | 22.0 |
| 2. Lisa Leslie, 1992..... | 20.4 |
| 3. Paula McGee, 1982..... | 20.2 |
| 4. Cherie Nelson, 1987..... | 20.1 |
| 5. Pam McGee, 1982..... | 19.6 |

FIELD GOALS MADE

| | |
|-----------------------------|-----|
| 1. Cheryl Miller, 1984..... | 281 |
| 2. Lisa Leslie, 1992..... | 262 |
| 3. Cherie Nelson, 1987..... | 229 |
| 4. Paula McGee, 1982..... | 226 |
| 5. Pam McGee, 1982..... | 219 |

FIELD GOAL PCT. (min. 200 attempts)

| | |
|------------------------------|----------------|
| 1. Pam McGee, 1982..... | 219-381, 57.5% |
| 2. Cheryl Miller, 1984..... | 281-493, 57.0% |
| 3. Lisa Leslie, 1992..... | 262-476, 55.0% |
| 4. Tina Thompson, 1995..... | 193-372, 51.9% |
| 5. Jordyn Jenkins, 2022..... | 134-259, 51.7% |

3-POINT FIELD GOALS MADE (since 1988)

| | |
|------------------------------|----|
| 1. Ashley Corral, 2010..... | 85 |
| 2. Ariya Crook, 2013..... | 55 |
| 3. Jacki Gemelos, 2011..... | 52 |
| 4. Courtney Jaco, 2015..... | 48 |
| 5. Camille LeNoir, 2006..... | 41 |

3-POINT FG PCT.

(since 1988, min. 40 attempts)

| | |
|-----------------------------|---------------|
| 1. Jacki Gemelos, 2011..... | 52-123, 42.3% |
| 2. Aarika Hughes, 2008..... | 18-44, 40.9% |
| 3. Jody Anton, 1994..... | 27-70, 38.6% |
| 4. Courtney Jaco, 2015..... | 48-128, 37.5% |
| 5. Kristin Clark, 1997..... | 41-114, 36.0% |

FREE THROWS MADE

| | |
|-------------------------------|-----|
| 1. Cheryl Miller, 1984..... | 164 |
| 2. Tina Thompson, 1995..... | 152 |
| 3. Cherie Nelson, 1987..... | 146 |
| 4. Minyon Moore, 2018..... | 136 |
| 5. Cassie Harberts, 2012..... | 117 |

FREE THROW PCT. (min. 70 attempts)

| | |
|------------------------------|----------------|
| 1. Kathy Hammond, 1979..... | 119-143, 83.2% |
| 2. Ashley Corral, 2010..... | 90-109, 82.6% |
| 3. Jordyn Jenkins, 2022..... | 110-134, 82.1% |
| 4. Jacki Gemelos, 2011..... | 69-85, 81.2% |
| 5. Joni Easterly, 1991..... | 58-72, 80.6% |

REBOUNDS

| | |
|------------------------------|-----|
| 1. Cheryl Miller, 1984..... | 350 |
| 2. Cherie Nelson, 1987..... | 348 |
| 3. Rayah Marshall, 2023..... | 322 |
| 4. Pam McGee, 1982..... | 312 |
| 5. Tina Thompson, 1995..... | 294 |

REBOUND AVERAGE

| | |
|------------------------------|------|
| 1. Cherie Nelson, 1987..... | 11.6 |
| Pam McGee, 1982..... | |
| 3. Rayah Marshall, 2023..... | 11.5 |
| 4. Cheryl Miller, 1984..... | 10.6 |
| 5. Tina Thompson, 1995..... | 10.5 |

ASSISTS

| | |
|-------------------------------|-----|
| 1. Rhonda Williams, 1985..... | 193 |
| 2. Minyon Moore, 2018..... | 165 |
| 3. Ashley Corral, 2010..... | 154 |
| 4. Kelly Hill, 1978..... | 149 |
| 5. Camille LeNoir, 2006..... | 127 |

STEALS

| | |
|-----------------------------|-----|
| 1. Cheryl Miller, 1984..... | 104 |
| 2. Tammy Story, 1990..... | 91 |
| 3. Minyon Moore, 2018..... | 89 |
| 4. Kristin Clark, 1997..... | 78 |
| 5. Ebony Hoffman, 2002..... | 68 |

BLOCKED SHOTS (since 1982)

| | |
|---------------------------------|----|
| 1. Rayah Marshall, 2023..... | 98 |
| 2. Cheryl Miller, 1984..... | 82 |
| 3. Michelle Campbell, 1995..... | 57 |
| 4. Lisa Leslie, 1992..... | 54 |
| 5. Briana Gilbreath, 2010..... | 48 |

MINUTES PLAYED (since 1988)

| | |
|--------------------------------|------|
| 1. Minyon Moore, 2018..... | 1200 |
| 2. Ashley Corral, 2010..... | 1133 |
| 3. Jacki Gemelos, 2011..... | 1131 |
| 4. Briana Gilbreath, 2010..... | 1036 |
| 5. Cassie Harberts, 2012..... | 1006 |

RECORDS BY CLASS

USC WOMEN'S BASKETBALL

1983 NCAA CHAMPIONS • 1984 NCAA CHAMPIONS • 1994 PAC-10 CHAMPIONS • 2014 PAC-12 TOURNAMENT CHAMPIONS

JUNIOR RECORDS

POINTS

| | |
|------------------------|-----|
| 1. Cheryl Miller, 1985 | 805 |
| 2. Cherie Nelson, 1988 | 714 |
| 3. Paula McGee, 1983 | 632 |
| 4. Tina Thompson, 1996 | 623 |
| 5. Pam McGee, 1983 | 608 |

SCORING AVERAGE

| | |
|------------------------|------|
| 1. Cheryl Miller, 1985 | 26.8 |
| 2. Cherie Nelson, 1988 | 23.8 |
| 3. Tina Thompson, 1996 | 23.1 |
| 4. Paula McGee, 1983 | 19.2 |
| 5. Lisa Leslie, 1993 | 18.7 |

FIELD GOALS MADE

| | |
|------------------------|-----|
| 1. Cheryl Miller, 1985 | 302 |
| 2. Paula McGee, 1983 | 282 |
| 3. Cherie Nelson, 1988 | 275 |
| 4. Pam McGee, 1983 | 249 |
| 5. Tina Thompson, 1996 | 229 |

FIELD GOAL PCT. (min. 200 attempts)

| | |
|------------------------|----------------|
| 1. Pam McGee, 1983 | 249-408, 61.0% |
| 2. Paula McGee, 1983 | 282-493, 57.2% |
| 3. Lisa Leslie, 1993 | 211-378, 55.8% |
| 4. Cheryl Miller, 1985 | 302-572, 52.8% |
| 5. Tina Thompson, 1996 | 229-452, 50.7% |

3-POINT FIELD GOALS MADE (since 1987-88)

| | |
|------------------------|----|
| 1. Aliyah Mazyck, 2018 | 86 |
| 2. Ashley Corral, 2011 | 85 |
| 3. Courtney Jaco, 2016 | 72 |
| 4. Eshaya Murphy, 2006 | 69 |
| Ariya Crook, 2014 | |
| 6. Tammy Story, 1991 | 56 |

3-POINT FIELD GOAL PCT.

(since 1987-88, min. 40 attempts)

| | |
|-------------------------|---------------|
| 1. Heather Oliver, 2009 | 47-112, 42.0% |
| 2. Joni Easterly, 1992 | 31-79, 41.9% |
| 3. Ebony Hoffman, 2003 | 23-56, 41.1% |
| 4. Tracy Atwater, 1993 | 16-40, 40.0% |
| 5. Tammy Story, 1991 | 56-143, 39.2% |
| Alyson Miura, 2022 | 38-97, 39.2% |

FREE THROWS MADE

| | |
|------------------------|-----|
| 1. Cheryl Miller, 1985 | 201 |
| 2. Cherie Nelson, 1988 | 164 |
| 3. Minyon Moore, 2019 | 144 |
| 4. Tina Thompson, 1996 | 141 |
| 5. Ebony Hoffman, 2003 | 127 |

FREE THROW PCT. (min. 70 attempts)

| | |
|---------------------------|----------------|
| 1. Kathy Hammond, 1980 | 82-102, 80.2% |
| 2. Eshaya Murphy, 2005-06 | 73-93, 78.5% |
| 3. Cherie Nelson, 1988 | 164-210, 78.1% |
| 4. Paula Pyers, 1987 | 78-100, 78.0% |
| 5. Minyon Moore, 2019 | 144-186, 77.4% |
| Kathy Doyle, 1982 | 65-84, 77.4% |

REBOUNDS

| | |
|------------------------|-----|
| 1. Cheryl Miller, 1985 | 474 |
| 2. Pam McGee, 1983 | 329 |
| 3. Cherie Nelson, 1988 | 324 |
| 4. Paula McGee, 1983 | 305 |
| 5. Ebony Hoffman, 2003 | 303 |

REBOUND AVERAGE

| | |
|------------------------|------|
| 1. Cheryl Miller, 1985 | 15.8 |
| 2. Cherie Nelson, 1988 | 10.8 |
| 3. Pam McGee, 1983 | 10.0 |
| 4. Ebony Hoffman, 2003 | 9.8 |
| Lisa Leslie, 1993 | |
| 5. Tina Thompson, 1996 | 9.3 |

ASSISTS

| | |
|--------------------------|-----|
| 1. Rhonda Williams, 1986 | 171 |
| 2. Minyon Moore, 2019 | 166 |
| 3. Tammy Story, 1991 | 132 |
| 4. Ashley Corral, 2011 | 129 |
| 5. Nicky McCrimmon, 1993 | 119 |

STEALS

| | |
|---------------------------|-----|
| 1. Cheryl Miller, 1985 | 116 |
| 2. Tammy Story, 1991 | 96 |
| 3. Briana Gilbreath, 2011 | 91 |
| 4. Aliyah Mazyck, 2018 | 81 |
| 5. Ebony Hoffman, 2003 | 78 |

BLOCKED SHOTS (since 1982)

| | |
|---------------------------|----|
| 1. Lisa Leslie, 1993 | 95 |
| 2. Cheryl Miller, 1985 | 80 |
| 3. Briana Gilbreath, 2011 | 50 |
| 4. Cherie Nelson, 1988 | 49 |
| 5. Chloé Kerr, 2006 | 46 |

MINUTES PLAYED (since 1987-88)

| | |
|---------------------------|------|
| 1. Briana Gilbreath, 2011 | 1228 |
| 2. Cassie Harberts, 2013 | 1152 |
| 3. Ashley Corral, 2011 | 1143 |
| 4. Joni Easterly, 1992 | 1096 |
| 5. Aliyah Mazyck, 2018 | 1083 |

SENIOR RECORDS

POINTS

| | |
|-------------------------|-----|
| 1. Cheryl Miller, 1986 | 814 |
| 2. Cherie Nelson, 1989 | 679 |
| 3. Lisa Leslie, 1994 | 657 |
| 4. Tina Thompson, 1997 | 653 |
| 5. Cynthia Cooper, 1986 | 620 |

SCORING AVERAGE

| | |
|------------------------|------|
| 1. Cherie Nelson, 1989 | 26.1 |
| 2. Cheryl Miller, 1986 | 25.4 |
| 3. Tina Thompson, 1997 | 22.5 |
| 4. Lisa Leslie, 1994 | 21.9 |
| 5. Eshaya Murphy, 2007 | 17.9 |

FIELD GOALS MADE

| | |
|-------------------------|-----|
| 1. Cheryl Miller, 1986 | 308 |
| 2. Cynthia Cooper, 1986 | 264 |
| 3. Lisa Leslie, 1994 | 259 |
| 4. Pam McGee, 1984 | 250 |
| Cherie Nelson, 1989 | 250 |

FIELD GOAL PCT. (min. 200 attempts)

| | |
|------------------------|----------------|
| 1. Cheryl Miller, 1986 | 308-506, 60.9% |
| 2. Pam McGee, 1984 | 250-420, 59.5% |
| 3. Lisa Leslie, 1994 | 259-464, 55.8% |
| 4. Paula McGee, 1984 | 207-393, 52.7% |
| 5. Holly Ford, 1988 | 132-252, 52.4% |

3-POINT FIELD GOALS MADE (since 1987-88)

| | |
|-----------------------------|----|
| 1. Eshaya Murphy, 2007 | 69 |
| Ashley Corral, 2012 | |
| 3. Courtney Jaco, 2017 | 68 |
| 4. *Mariya Moore, 2019 | 59 |
| 5. *Destiny Littleton, 2023 | 56 |
| 6. Jamie Hagiya, 2007 | 52 |
| Brynn Cameron, 2009 | |

3-POINT FIELD GOAL PCT.

(since 1987-88, min. 40 attempts)

| | |
|--------------------------|---------------|
| 1. Jordan Sanders, 2021 | 24-50, 48.0% |
| 2. Alyson Miura, 2023 | 21-48, 43.8% |
| 3. Desirée Bradley, 2014 | 35-87, 40.2% |
| 4. Courtney Jaco, 2017 | 68-169, 40.2% |
| 5. Camille LeNoir, 2009 | 40-101, 39.6% |

| | |
|---------------------------|---------------|
| 6. *Okako Adika, 2023 | 43-111, 38.7% |
| 7. Briana Gilbreath, 2012 | 24-62, 38.7% |
| 8. Heather Oliver, 2010 | 43-113, 38.1% |
| Daniela Roark, 2010 | 16-42, 38.1% |

FREE THROWS MADE

| | |
|--------------------------|-----|
| 1. Cheryl Miller, 1986 | 198 |
| 2. Cherie Nelson, 1989 | 179 |
| 3. Tina Thompson, 1997 | 168 |
| 4. Lisa Leslie, 1994 | 138 |
| 5. Cassie Harberts, 2014 | 133 |

FREE THROW PCT. (min. 70 attempts)

| | |
|-----------------------------|----------------|
| 1. *Destiny Littleton, 2023 | 125-142, 88.0% |
| 2. Eshaya Murphy, 2007 | 115-134, 85.8% |
| 3. Kathy Hammond, 1981 | 61-73, 83.5% |
| 4. Ashley Corral, 2012 | 61-76, 80.3% |
| 5. Karleen Shields, 1995 | 127-162, 78.4% |
| 6. Rometra Craig, 2004 | 59-75, 78.7% |

REBOUNDS

| | |
|------------------------|-----|
| 1. Cheryl Miller, 1986 | 390 |
| 2. Lisa Leslie, 1994 | 369 |
| 3. Pam McGee, 1984 | 320 |
| 4. Tina Thompson, 1997 | 306 |
| 5. Kristen Simon, 2018 | 285 |

REBOUND AVERAGE

| | |
|------------------------|------|
| 1. Lisa Leslie, 1994 | 12.3 |
| 2. Cheryl Miller, 1986 | 12.2 |
| 3. Tina Thompson, 1997 | 10.6 |
| 4. Cherie Nelson, 1989 | 9.5 |
| 5. Kristen Simon, 2018 | 9.2 |

ASSISTS

| | |
|--------------------------|-----|
| 1. Paula Pyers, 1988 | 181 |
| 2. Rhonda Williams, 1987 | 174 |
| 3. Thera Smith, 1982 | 166 |
| 4. Nicky McCrimmon, 1994 | 162 |
| 5. Jamie Hagiya, 2007 | 133 |

STEALS

| | |
|-------------------------|-----|
| 1. Cheryl Miller, 1986 | 127 |
| 2. Cynthia Cooper, 1986 | 93 |
| 3. Thera Smith, 1982 | 90 |
| 4. Paula Pyers, 1988 | 84 |
| 5. Lisa Leslie, 1994 | 69 |

BLOCKED SHOTS (since 1982)

| | |
|----------------------------|----|
| 1. Lisa Leslie, 1994 | 94 |
| 2. Cheryl Miller, 1986 | 79 |
| 3. Michelle Campbell, 1997 | 59 |
| 4. Denise Woods, 2001 | 51 |
| 5. Chloé Kerr, 2007 | 45 |

MINUTES PLAYED (since 1987-88)

| | |
|-----------------------------|------|
| 1. Cassie Harberts, 2014 | 1151 |
| 2. Kristen Simon, 2018 | 1068 |
| 3. Sadie Edwards, 2018 | 1115 |
| 4. Paula Pyers, 1988 | 1103 |
| 5. *Destiny Littleton, 2023 | 1084 |

RECORDS BY CLASS

* played final season of eligibility at USC as transfer

USC WOMEN'S BASKETBALL

1983 NCAA CHAMPIONS • 1984 NCAA CHAMPIONS • 1994 PAC-10 CHAMPIONS • 2014 PAC-12 TOURNAMENT CHAMPIONS

MOST POINTS SCORED

(all 100+ performances)

| | | |
|-----|--|-----|
| 1. | vs. Southern Methodist (3/1/86)..... | 121 |
| 2. | vs. Missouri (12/27/85)..... | 118 |
| 3. | vs. Oregon State (12/22/85)..... | 117 |
| | vs. UC Santa Barbara (2/27/81) | |
| 5. | vs. Utah State (2/28/86)..... | 115 |
| 6. | vs. Oklahoma Baptist (1/7/83)..... | 112 |
| | vs. Texas A&M (12/6/80) | |
| 8. | at Sacramento State (12/3/16)..... | 111 |
| | at Arizona (1/16/81) | |
| 9. | vs. Northwestern (11/30/82)..... | 110 |
| 10. | vs. Oregon (1/19/14)..... | 109 |
| 11. | at Portland State (12/18/80)..... | 108 |
| 12. | vs. Seattle (12/29/79)..... | 107 |
| 13. | at California (3/10/89)..... | 106 |
| | vs. Cal State Northridge (11/17/78) | |
| 15. | vs. Arizona State (2/18/94)..... | 105 |
| | vs. California (2/6/87) | |
| | at Pepperdine (11/21/82) | |
| 18. | at Cal State Fullerton (11/30/07)..... | 104 |
| | vs. Cal State Fullerton (1/26/81) | |
| 20. | vs. California (2/20/05)..... | 103 |
| | vs. Penn State (12/21/80) | |
| | vs. Arizona (1/19/80) | |
| 23. | vs. Brigham Young (11/22/85)..... | 102 |
| | vs. Ohio State (12/23/83) | |
| | at San Diego State (12/14/82) | |
| | vs. UCLA (3/13/81) | |
| | vs. Brigham Young (12/17/80) | |
| 28. | vs. Sacramento State (12/14/14)..... | 101 |
| | vs. Washington State (3/6/97) | |
| | vs. Washington State (1/15/94) | |
| | vs. Long Beach State (12/10/92) | |
| | at Oregon State (2/22/87) | |
| | vs. San Diego State (1/19/84) | |
| | at Arizona State (1/14/84) | |
| 34. | vs. Nebraska (3/19/88)..... | 100 |

FEWEST POINTS SCORED

| | | |
|-----|--------------------------------------|----|
| 1. | at Oregon State (1/31/15)..... | 35 |
| 2. | at Stanford (2/7/10)..... | 39 |
| 3. | at Washington (3/1/90)..... | 40 |
| 4. | vs. Missouri State (11/20/21)..... | 41 |
| 5. | at Stanford (2/3/17)..... | 42 |
| | at UCLA (1/8/11) | |
| 7. | at UCLA (1/20, 2022)..... | 43 |
| 8. | at UConn (12/8/02)..... | 44 |
| | at Texas (2/4/90)..... | 44 |
| 10. | at Oregon (1/1/23)..... | 45 |
| | vs. Arizona State (2/26/16) | |
| | at Washington (1/13/08) | |
| | at Arizona State (2/10/05) | |
| 13. | 8 times..... | 46 |
| | last: at UC Santa Barbara (11/18/19) | |

MOST POINTS SCORED IN A HALF

(through 2021)

| | | |
|----|--------------------------------------|----|
| 1. | vs. Northwestern (11/30/82)..... | 65 |
| 2. | vs. Southern Methodist (3/1/86)..... | 64 |
| | vs. Seattle (12/29/79) | |
| 4. | vs. UC Santa Barbara (2/27/81)..... | 63 |
| 5. | vs. Utah State (2/28/86)..... | 62 |
| 6. | vs. Oregon State (12/22/85)..... | 61 |
| 7. | at Sacramento State (12/3/16)..... | 60 |
| | vs. California (2/6/87) | |
| | vs. Missouri (12/27/85) | |
| 9. | 8 times..... | 59 |
| | last: vs. Oregon (1/19/14) | |

FEWEST POINTS SCORED IN A HALF

(through 2021)

| | | |
|----|----------------------------|----|
| 1. | at Stanford (2/7/10)..... | 10 |
| 2. | at UCLA (1/8/11)..... | 13 |
| 3. | vs. Nevada (12/20/19)..... | 15 |
| | at Oregon State (1/31/15) | |

| | | |
|-----|---------------------------------|----|
| 6. | vs. Oregon State (1/27/90)..... | 16 |
| | 6 times..... | |
| | last: vs. Stanford (3/4/21) | |
| 8. | 8 times..... | 17 |
| | last: vs. Oregon (1/13/17) | |
| 10. | 12 times..... | 18 |
| | last: at Washington (2/5/21) | |

GREATEST MARGIN OF VICTORY

| | | |
|----|---|-------------|
| 1. | vs. UC Santa Barbara (2/27/81)..... | 75 (117-42) |
| 2. | vs. Utah State (2/28/86)..... | 70 (115-45) |
| | vs. Texas A&M (12/6/80)..... | 70 (112-42) |
| 4. | vs. Oklahoma Baptist (1/7/83)..... | 66 (112-46) |
| 5. | vs. Arizona (1/19/80)..... | 65 (103-38) |
| 6. | vs. Cal State Northridge (12/7/93)..... | 64 (95-31) |
| 7. | vs. Oregon State (12/22/85)..... | 62 (117-55) |
| 8. | vs. CS Los Angeles (1975-76)..... | 61 (91-30) |
| 9. | vs. SMU (3/1/86)..... | 60 (121-61) |
| | vs. Arizona (1/19/80)..... | 60 (111-51) |

MOST FIELD GOALS MADE

| | | |
|----|-------------------------------------|----|
| 1. | vs. UC Santa Barbara (2/27/81)..... | 53 |
| 2. | vs. Oklahoma Baptist (1/7/83)..... | 52 |
| 3. | vs. Arizona (1/19/81)..... | 50 |
| 4. | vs. Utah State (2/28/86)..... | 48 |
| 5. | at Pepperdine (11/21/82)..... | 47 |
| 6. | at San Diego State (12/14/82)..... | 46 |
| | vs. Northwestern (11/30/82) | |
| | vs. Seattle (12/29/79) | |
| 9. | 6 times..... | 45 |
| | last: vs. Oregon (1/19/14) | |

FEWEST FIELD GOALS MADE

| | | |
|-----|------------------------------------|----|
| 1. | vs. Missouri State (11/20/21)..... | 12 |
| | at UCLA (1/8/11) | |
| | at Stanford (2/7/10) | |
| | at UConn (12/8/02) | |
| | vs. Oregon State (1/29/00) | |
| 6. | vs. Washington (2/23/23)..... | 13 |
| | vs. UCF (11/27/21) | |
| 7. | 6 times..... | 14 |
| | last: at Stanford (2/17/23) | |
| 11. | 9 times..... | 15 |
| | last: vs. Stanford (3/2/18) | |
| 20. | 10 times..... | 16 |
| | last: vs. Arizona (3/7/19) | |

MOST FIELD GOALS ATTEMPTED

| | | |
|-----|--------------------------------------|----|
| 1. | vs. Portland State (12/18/80)..... | 99 |
| 2. | vs. Brigham Young (11/22/85)..... | 98 |
| 3. | vs. California (3/12/88)..... | 97 |
| 4. | vs. Missouri (12/27/85)..... | 93 |
| 5. | vs. Long Beach State (3/1/82)..... | 92 |
| | vs. Arizona (2/14/81) | |
| 7. | vs. Long Beach State (12/10/92)..... | 91 |
| | vs. Oregon (1/7/88) | |
| | vs. Arizona (1/16/81) | |
| 10. | vs. Arizona State (1/17/81)..... | 88 |

FEWEST FIELD GOALS ATTEMPTED

| | | |
|----|-------------------------------------|----|
| 1. | vs. Washington (3/4/93)..... | 31 |
| 2. | at Washington State (12/31/06)..... | 38 |
| 3. | vs. Oregon State (1/29/00)..... | 41 |
| 4. | at Arizona (2/26/22)..... | 42 |
| 5. | at UCLA (1/8/11)..... | 43 |
| | vs. Washington State (2/29/92) | |
| 7. | at UCLA (1/8/23)..... | 44 |
| | vs. Washington State (3/6/93) | |
| | vs. Oregon State (1/27/90) | |

HIGHEST FIELD GOAL PERCENTAGE

| | | |
|----|--|--------------|
| 1. | vs. Arizona (2/14/87)..... | .678 (40-59) |
| 2. | vs. Pepperdine (11/21/82)..... | .662 (47-71) |
| 3. | at Cal State Fullerton (11/30/07)..... | .647 (44-68) |
| | vs. Arizona (1/9/87)..... | .647 (44-68) |
| 5. | vs. Okla. Baptist (1/7/83)..... | .642 (52-81) |

| | | |
|-----|-----------------------------------|--------------|
| 6. | vs. Oregon (1/19/14)..... | .643 (45-70) |
| 7. | vs. Washington (2/7/93)..... | .638 (30-47) |
| 8. | vs. Ohio State (12/23/83)..... | .636 (42-66) |
| 9. | vs. UCSB (2/27/81)..... | .631 (53-84) |
| 10. | vs. Arizona State (2/12/81)..... | .625 (35-56) |
| | vs. San Diego State (2/5/80)..... | .625 (30-48) |

LOWEST FIELD GOAL PERCENTAGE

| | | |
|-----|------------------------------------|--------------|
| 1. | at Stanford (2/7/10)..... | .179 (12-67) |
| 2. | at UConn (12/8/02)..... | .182 (12-66) |
| 3. | at Stanford (2/17/23)..... | .222 (14-63) |
| 4. | at Oregon (1/1/23)..... | .230 (14-61) |
| 5. | vs. Missouri State (11/20/21)..... | .231 (12-52) |
| 6. | vs. Washington (2/2/90)..... | .240 (18-75) |
| 7. | at Oregon State (1/31/15)..... | .250 (14-56) |
| | vs. Oregon State (1/13/19)..... | .250 (16-64) |
| 9. | at Nebraska (11/18/11)..... | .254 (18-71) |
| | vs. Rutgers (11/26/09)..... | .254 (15-59) |
| 11. | at Washington (1/13/08)..... | .257 (18-70) |
| | vs. Stanford (3/5/06)..... | .257 (18-70) |

MOST 3-POINT FG MADE

(since 1987-88)

| | | |
|-----|--------------------------------------|----|
| 1. | vs. Merrimack (12/3/22)..... | 14 |
| | vs. Idaho State (11/12/22) | |
| 3. | at Arizona (12/28/07)..... | 13 |
| | vs. Montana State (11/10/17) | |
| 5. | 5 times..... | 12 |
| | last: vs. California (12/21/20) | |
| 11. | 15 times..... | 11 |
| | last: vs. Washington State (1/14/22) | |
| 20. | 16 times..... | 10 |
| | last: vs. Utah (3/3/19) | |

MOST 3-PT. FG ATTEMPTED

(since 1987-88)

| | | |
|-----|---|----|
| 1. | vs. Arizona (2/15/09)..... | 37 |
| 2. | vs. Utah (3/3/19)..... | 36 |
| 3. | vs. Idaho State (11/12/22)..... | 35 |
| | at Loyola Marymount (12/1/17) | |
| 5. | at Washington (1/13/08)..... | 34 |
| 6. | vs. UCLA (2/26/05)..... | 33 |
| 7. | at California (1/1/06)..... | 32 |
| 8. | vs. Xavier (11/13/09)..... | 30 |
| | vs. Arizona (2/17/96) | |
| 10. | vs. Cal State Northridge (12/9/05)..... | 29 |
| | vs. Oregon (1/19/12) | |
| | vs. Stanford (3/2/18) | |

HIGHEST 3-PT. FG PERCENTAGE

(min. 7 attempts, since 1987-88)

| | | |
|-----|--------------------------------------|--------------|
| 1. | vs. California (3/3/88)..... | .778 (7-9) |
| 2. | at Colorado (3/27/11)..... | .769 (10-13) |
| 3. | vs. Old Dominion (12/30/87)..... | .714 (5-7) |
| 4. | at Colorado (3/2/14)..... | .667 (6-9) |
| | vs. Oregon State (1/28/10)..... | .667 (8-12) |
| | at Washington (3/17/02)..... | .667 (8-12) |
| | vs. Arizona (1/16/97)..... | .667 (12-18) |
| | vs. Texas (12/28/88)..... | .667 (6-9) |
| 8. | vs. Arizona State (2/15/96)..... | .647 (11-17) |
| 9. | vs. Merrimack (12/3/22)..... | .636 (14-22) |
| | at Washington (1/6/17)..... | .636 (7-11) |
| | vs. Long Beach State (12/12/90)..... | .636 (7-11) |
| 11. | at Washington State (2/1/03)..... | .625 (5-8) |
| | vs. Arizona State (1/20/00)..... | .625 (5-8) |

MOST FREE THROWS MADE

| | | |
|----|------------------------------------|----|
| 1. | vs. Missouri (2/27/85)..... | 38 |
| 2. | vs. Oregon State (3/7/13)..... | 35 |
| | vs. San Jose State (3/8/79) | |
| 4. | vs. Oregon State (2/22/87)..... | 33 |
| 5. | vs. Washington State (3/3/11)..... | 32 |
| | vs. UCLA (2/20/99) | |
| | vs. Utah (12/14/97) | |
| 8. | vs. Oregon State (1/15/87)..... | 31 |

TEAM GAME RECORDS

USC WOMEN'S BASKETBALL

1983 NCAA CHAMPIONS • 1984 NCAA CHAMPIONS • 1994 PAC-10 CHAMPIONS • 2014 PAC-12 TOURNAMENT CHAMPIONS

| | | |
|-----|-----------------------------------|----|
| | vs. Southern Methodist (3/1/86) | |
| | vs. Pepperdine (3/1/80) | |
| 10. | vs. Brigham Young (12/17/80)..... | 30 |
| | vs. Pepperdine (3/1/80) | |

MOST FREE THROWS ATTEMPTED

| | | |
|-----|--------------------------------------|----|
| 1. | vs. Missouri (12/27/85)..... | 47 |
| 2. | 5 times | 46 |
| | last: vs. Oregon State (3/7/13) | |
| 6. | vs. UC Santa Barbara (12/19/96)..... | 45 |
| 7. | vs. Utah (12/14/96)..... | 44 |
| 8. | vs. Long Beach State (3/14/81)..... | 43 |
| 9. | vs. UCLA (3/6/82)..... | 42 |
| 10. | 5 times | 41 |
| | last: vs. Oregon State (2/6/98) | |

HIGHEST FREE THROW PCT.

(min. 19 attempts)

| | | |
|-----|-------------------------------------|--------------|
| 1. | vs. Penn State (12/21/80)..... | .954 (21-22) |
| 2. | vs. Washington (12/9/97)..... | .950 (19-20) |
| | vs. UCLA (1/29/93) | |
| 4. | vs. Oregon State (1/27/91)..... | .913 (21-23) |
| 5. | vs. Arizona State (2/19/00)..... | .905 (19-21) |
| | vs. Oregon State (1/13/19)..... | .905 (19-21) |
| 7. | vs. Washington State (1/15/21)..... | .900 (18-20) |
| | at Washington State (2/23/20) | |
| 8. | vs. Stanford (3/2/18)..... | .897 (26-28) |
| 9. | vs. UCLA (3/6/86)..... | .895 (17-19) |
| | vs. UCLA (2/27/80) | |
| 11. | vs. UCLA (1/17/10)..... | .889 (24-27) |
| 12. | vs. Washington State (2/25/23)..... | .880 (22-25) |
| | vs. Maryland (11/30/85)..... | .880 (22-25) |
| 14. | at Washington (2/5/21)..... | .875 (21-24) |

MOST REBOUNDS

| | | |
|-----|--------------------------------------|----|
| 1. | vs. Oregon (1/29/82)..... | 76 |
| 2. | vs. Brigham Young (11/22/85)..... | 69 |
| 3. | vs. Oregon State (12/22/85)..... | 67 |
| 4. | vs. Texas A&M (12/6/80)..... | 66 |
| 5. | vs. San Diego State (12/4/90)..... | 65 |
| | vs. Cal State Fullerton (1/30/82) | |
| | vs. Portland State (12/18/80) | |
| 8. | vs. UCLA (2/4/94)..... | 64 |
| 9. | vs. Arizona (2/14/81)..... | 63 |
| 10. | vs. Sacramento State (12/11/99)..... | 62 |
| | vs. Marquette (11/26/94) | |

FEWEST REBOUNDS

| | | |
|-----|------------------------------------|----|
| 1. | vs. Stanford (2/14/98)..... | 19 |
| 2. | vs. Oregon State (1/7/18) | |
| | vs. San Diego State (12/3/90)..... | 20 |
| 4. | at Washington (2/21/20)..... | 21 |
| 5. | vs. Stanford (1/24/21)..... | 22 |
| | at Gonzaga (11/24/15) | |
| | at California (1/20/11) | |
| | vs. Texas (12/10/85) | |
| 8. | 8 times | 23 |
| | last: vs. Arizona State (3/3/21) | |
| 10. | 4 times | 24 |
| | last: at Colorado (2/12/21) | |

GREATEST REBOUND MARGIN

| | | |
|----|---|----|
| 1. | vs. Oregon (1/29/82)..... | 46 |
| 2. | vs. Oregon State (12/22/85)..... | 45 |
| 3. | vs. Hope International (1/13/15)..... | 33 |
| | vs. California (1/28/94) | |
| 4. | vs. Cal State Northridge (12/7/93)..... | 32 |
| 5. | vs. Western Michigan (11/18/21)..... | 31 |
| | vs. Oregon State (1/10/92) | |
| 6. | vs. Rutgers (1/8/84)..... | 30 |
| 7. | vs. Cal State Bakersfield (12/20/09)..... | 28 |
| | vs. Cal State Fullerton (12/16/05) | |
| | vs. Eastern Illinois (11/20/05) | |
| | vs. Sacramento State (12/11/99) | |

MOST ASSISTS

| | | |
|----|-------------------------------------|----|
| 1. | vs. Pepperdine (11/21/82)..... | 34 |
| | vs. UC Santa Barbara (2/27/81) | |
| 3. | vs. Oregon (1/19/14)..... | 33 |
| | vs. Minnesota (12/23/81) | |
| | vs. Arizona (1/16/81) | |
| | vs. Seattle (12/29/79) | |
| 6. | vs. Sacramento State (12/9/00)..... | 32 |
| | vs. Rutgers (12/28/82) | |
| | vs. Pacific Christian (12/21/81) | |
| | vs. Houston (11/30/79) | |
| 9. | vs. California (2/20/05)..... | 31 |

FEWEST ASSISTS

| | | |
|-----|-------------------------------------|---|
| 1. | vs. Oregon State (3/7/13)..... | 2 |
| 2. | vs. Washington State (2/27/99)..... | 3 |
| | vs. Louisiana Tech (12/7/96) | |
| 4. | 8 times | 4 |
| | last: vs. Stanford (3/2/18) | |
| 10. | 17 times | 5 |
| | last: at Oregon State (2/19/16) | |

MOST STEALS

| | | |
|----|---|----|
| 1. | vs. Texas A&M (12/6/80)..... | 31 |
| 2. | vs. California (12/13/80)..... | 30 |
| 3. | vs. UC Santa Barbara (2/27/81)..... | 26 |
| 4. | vs. Southern Methodist (3/1/86)..... | 25 |
| | vs. Wayland Baptist (12/19/82) | |
| | vs. Arizona (2/14/81) | |
| | vs. Arizona State (2/12/81) | |
| 8. | vs. Cal State Fullerton (12/21/92)..... | 23 |
| | vs. California (12/11/81) | |
| | vs. Arizona (1/19/80) | |
| | vs. Seattle (12/29/79) | |

MOST BLOCKED SHOTS

| | | |
|-----|------------------------------------|----|
| 1. | vs. Pepperdine (12/4/84)..... | 18 |
| 2. | vs. California (2/4/22)..... | 13 |
| | vs. Virginia (11/9/19) | |
| 4. | at Colorado (1/7/22)..... | 12 |
| | vs. Arizona State (1/20/00) | |
| | vs. New Orleans (12/5/84) | |
| | vs. Oklahoma Baptist (1/7/83) | |
| | vs. Cal State Fullerton (1/26/81) | |
| | vs. Texas A&M (12/6/80) | |
| 10. | 10 times..... | 11 |
| | last: vs. vs. Washington (2/23/23) | |

MOST TURNOVERS

| | | |
|----|-------------------------------------|----|
| 1. | vs. Washington (3/4/93)..... | 37 |
| 2. | vs. Washington (1/12/95)..... | 36 |
| 3. | vs. UC Santa Barbara (12/3/94)..... | 35 |
| | vs. Boise State (11/27/89) | |
| 5. | vs. Arizona State (1/17/84)..... | 34 |
| | vs. Arizona State (1/17/81) | |
| | vs. Texas (2/11/80) | |
| 8. | vs. Arizona (3/5/98)..... | 33 |
| | vs. Washington (3/9/96) | |
| | vs. Washington (2/12/94) | |

FEWEST TURNOVERS

| | | |
|-----|-------------------------------------|---|
| 1. | vs. Montana State (11/10/17)..... | 2 |
| 2. | vs. Stanford (1/8/10)..... | 4 |
| 3. | vs. UC Santa Barbara (3/17/11)..... | 5 |
| | vs. San Diego State (12/9/86) | |
| 5. | 9 times..... | 6 |
| | last: at Washington State (2/7/21) | |
| 10. | 10 times..... | 7 |
| | last: at Stanford (2/17/23) | |

MOST PERSONAL FOULS

| | | |
|----|---------------------------------------|----|
| 1. | vs. Washington (2/3/91)..... | 37 |
| 2. | at South Dakota State (11/17/06)..... | 36 |
| 3. | at New Mexico (11/21/03)..... | 33 |
| | at Colorado (12/21/02) | |
| 5. | vs. Missouri State (11/22/16)..... | 30 |
| | at Utah (12/30/08) | |
| | vs. California (3/10/89) | |
| 7. | 4 times..... | 29 |
| | last: at California (1/1/06) | |

FEWEST PERSONAL FOULS

| | | |
|-----|-------------------------------------|----|
| 1. | vs. Utah State (11/26/22)..... | 6 |
| 2. | at UCLA (1/20/22)..... | 8 |
| | vs. Oregon (2/21/21) | |
| | at Utah (1/14/18) | |
| | vs. Cal State Northridge (12/28/91) | |
| | vs. Louisiana Tech (3/22/86) | |
| 7. | 10 times..... | 9 |
| | last: vs. Nevada (12/20/19) | |
| 18. | 13 times..... | 10 |
| | last: vs. Colorado (2/24/18) | |



ERICA MASHIA (1996, 2000)



ROMETRA CRAIG (2003-04)

TEAM GAME RECORDS

USC WOMEN'S BASKETBALL

1983 NCAA CHAMPIONS • 1984 NCAA CHAMPIONS • 1994 PAC-10 CHAMPIONS • 2014 PAC-12 TOURNAMENT CHAMPIONS

MOST POINTS SCORED

(all 100+ performances)

| | | |
|-----|-----------------------------|-----|
| 1. | California (3/11/89) | 115 |
| 2. | Stanford (1/28/95)..... | 109 |
| 3. | Tennessee (1/18/01) | 106 |
| 4. | Washington (1/27/89)..... | 104 |
| 5. | Stanford (2/6/97) | 103 |
| | UCLA (2/4/77) | |
| 7. | Tennessee (12/6/88)..... | 102 |
| | California (1/2/87) | |
| | Old Dominion (1/6/84) | |
| 10. | Stanford (3/10/89) | 100 |

FEWEST POINTS SCORED

| | | |
|-----|---------------------------------------|----|
| 1. | Cal State Los Angeles (1975-76) | 30 |
| 2. | Cal State Northridge (12/7/93) | 31 |
| 3. | Southern Utah (12/4/15)..... | 32 |
| 4. | Oregon State (1/28/10)..... | 34 |
| 5. | Concordia (12/28/77) | 35 |
| 6. | Illinois State (3/30/11)..... | 36 |
| | UCLA (2/17/08) | |
| | Washington State (2/1/03) | |
| | Cal State Northridge (2/21/93) | |
| 10. | Washington State (2/3/02) | 38 |
| | Cal State Northridge (12/28/91) | |
| | Arizona (1/19/80) | |
| 13. | UC Santa Barbara (11/15/18)..... | 39 |
| | UC Santa Barbara (1/31/12) | |
| | Morgan State (11/21/01) | |

MOST POINTS SCORED IN A HALF

(through 2021)

| | | |
|-----|----------------------------------|----|
| 1. | Tennessee (12/6/88) | 61 |
| 2. | UCLA (2/4/82) | 59 |
| 3. | Sacramento State (12/14/14)..... | 58 |
| | Washington (1/30/03) | |
| | Stanford (1/28/95) | |
| | California (3/10/89) | |
| 7. | Colorado (12/21/02) | 57 |
| | Stanford (2/6/97) | |
| 9. | Stanford (3/15/09) | 56 |
| | Stanford (1/6/89) | |
| 11. | Stanford (2/4/01) | 55 |
| | Tennessee (11/18/01) | |
| | Stanford (3/9/89) | |

FEWEST POINTS SCORED IN A HALF

(through 2021)

| | | |
|-----|--|----|
| 1. | California (1/23/04) | 10 |
| 2. | CSUN (12/16/18) | 11 |
| | Houston (12/16/06) | |
| 3. | Long Beach State (12/21/19) | 12 |
| | Long Beach State (12/13/15) | |
| | UCLA (2/17/08) | |
| | Cal State Northridge (12/7/93) | |
| 5. | UTRGV (12/18/19) | 13 |
| | Cal State Northridge (2/21/93) | |
| | Utah State (2/28/86) | |
| | Arizona (2/2/85) | |
| 8. | Southern Utah (12/4/15)..... | 14 |
| | Illinois State (3/30/11) | |
| | Washington State (2/3/02) | |
| | Oklahoma Baptist (1/7/83) | |
| 11. | 6 times: | 15 |
| | last: UC Santa Barbara (1/31/11) | |

GREATEST MARGIN OF VICTORY

| | | |
|----|------------------------------------|----|
| 1. | Stanford, 109-53 (1/28/95)..... | 56 |
| 2. | UCLA, 94-49 (3/5/77) | 45 |
| 3. | Stanford, 95-51 (1/22/11)..... | 44 |
| 4. | Old Dominion, 90-47 (1/12/80)..... | 43 |
| 5. | UCLA, 93-52 (2/26/21) | 42 |

| | | |
|-----------------------------|--------------------------------|----|
| UCLA, 90-48 (2/11/76) | | |
| 6. | UCLA, 94-53 (1/23/99) | 41 |
| | Texas, 85-44 (2/4/90) | |
| 8. | Oregon, 93-53 (1/11/19)..... | 40 |
| 9. | Stanford, 89-50 (1/6/89) | 39 |
| 10. | Stanford, 77-39 (2/7/10) | 38 |

MOST FIELD GOALS MADE

| | | |
|-----|------------------------------------|----|
| 1. | UCLA (2/27/79) | 46 |
| 2. | Tennessee (12/6/88)..... | 44 |
| 3. | Old Dominion (1/12/80)..... | 43 |
| 4. | Texas (12/10/85)..... | 42 |
| | San Jose State (3/8/79) | |
| 6. | Stanford (1/28/95)..... | 41 |
| | California (3/10/89) | |
| | Pacific Christian (12/21/81) | |
| 9. | Arizona (2/18/89)..... | 40 |
| 10. | Tennessee (11/18/01) | 39 |
| | Stanford (1/20/90) | |
| | Texas (11/29/86) | |
| | California (1/2/87) | |

FEWEST FIELD GOALS MADE

| | | |
|-----|--------------------------------------|----|
| 1. | Cal State Northridge (12/7/93) | 10 |
| 2. | UC Santa Barbara (11/15/18)..... | 12 |
| | South Dakota State (11/17/06) | |
| | Washington State (2/1/03) | |
| | Morgan State (11/21/01) | |
| 6. | 5 times: | 13 |
| | last: Oregon State (1/28/10) | |
| 10. | 5 times: | 14 |
| | last: Purdue (11/24/17) | |
| 10. | 16 times: | 15 |
| | last: Merrimack (12/3/22) | |

MOST FIELD GOALS ATTEMPTED

| | | |
|-----|----------------------------------|----|
| 1. | Washington (2/9/06) | 93 |
| 2. | Pepperdine (3/10/83)..... | 91 |
| 3. | Long Beach State (1/15/89)..... | 90 |
| 4. | California (12/21/78)..... | 88 |
| 5. | UCLA (1/17/20) | 87 |
| 6. | Oregon (2/14/14)..... | 86 |
| 7. | UCLA (3/5/94) | 85 |
| 8. | Long Beach State (3/1/82) | 84 |
| 9. | Tennessee (12/28/86)..... | 83 |
| 10. | Old Dominion (1/3/90) | 82 |
| | Long Beach State (2/22/86) | |

HIGHEST FG PERCENTAGE

| | | |
|-----|----------------------------------|--------------|
| 1. | Oregon State (2/24/00) | .694 (25-36) |
| 2. | Arizona (1/15/04)..... | .659 (29-44) |
| 3. | Stanford (1/28/95)..... | .651 (41-63) |
| 4. | San Diego State (2/29/80) | .650 (26-40) |
| 5. | Nevada-Las Vegas (12/9/89) | .642 (34-53) |
| 6. | Maryland (12/30/88) | .640 (32-50) |
| 7. | Texas (12/5/87) | .638 (37-58) |
| 8. | Texas (12/28/88) | .636 (35-55) |
| 9. | Ohio State (12/29/86) | .632 (36-57) |
| 10. | Stanford (1/22/05) | .630 (34-54) |

LOWEST FG PERCENTAGE

| | | |
|-----|---|--------------|
| 1. | Cal State Northridge (1/28/95)..... | .172 (41-63) |
| 2. | Texas A&M (12/6/80) | .208 (14-67) |
| 3. | Grambling State (12/20/07)..... | .222 (14-63) |
| | Washington State (2/1/03) | .222 (12-54) |
| 5. | UCLA (2/17/08) | .228 (13-57) |
| 6. | Arizona (1/19/80)..... | .230 (14-61) |
| 7. | 3 times | .235 (12-51) |
| | last: UC Santa Barbara (11/15/18) | .235 (12-51) |
| 9. | Cal State Northridge (2/21/93)..... | .236 (13-55) |
| 10. | Long Beach State (12/21/19) | .238 (15-63) |

MOST 3-POINT FG MADE

(since 1987-88)

| | | |
|-----|-------------------------------------|----|
| 1. | UCLA (2/26/21)..... | 16 |
| 2. | Stanford (3/4/21) | 15 |
| 3. | Utah (2/9/22)..... | 14 |
| | Oregon (2/24/19) | |
| | UC Davis (12/21/12) | |
| | Oregon (1/5/07) | |
| 7. | 7 times | 13 |
| | last: San Francisco (12/5/21) | |
| 17. | Oregon (1/30/10) | 12 |
| | Washington (1/22/09) | |
| | Washington (1/5/03) | |
| | Stanford (3/28/92) | |
| 21. | 9 times | 11 |
| | last: Stanford (12/19/20) | |

MOST 3-POINT FG ATTEMPTED

(since 1987-88)

| | | |
|-----|----------------------------------|----|
| 1. | CSUN (11/5/19) | 40 |
| 2. | Washington State (1/15/21) | 36 |
| 3. | San Francisco (12/5/21) | 34 |
| | Stanford (2/9/20) | |
| | Oregon (2/14/14) | |
| 6. | Stanford (3/4/21)..... | 33 |
| 7. | Arizona State (1/31/21)..... | 32 |
| | UCLA (1/17/20) | |
| | Marquette (11/26/94) | |
| 10. | 7 times | 31 |
| | last: Utah (2/9/22) | |

HIGHEST 3-PT. FG PERCENTAGE

(min. 7 attempts, since 1987-88)

| | | |
|-----|-------------------------------|--------------|
| 1. | Oregon (1/25/91) | .818 (9-11) |
| 2. | 5 times | .715 (5-7) |
| | Last: Colorado (3/5/15) | |
| 8. | Stanford (3/4/07) | .714 (10-14) |
| 9. | UCLA (2/26/21)..... | .696 (16-23) |
| 10. | Oregon (1/29/05)..... | .692 (9-13) |
| 11. | Arizona (2/12/05)..... | .688 (11-16) |
| 12. | Duke (12/22/12) | .667 (8-12) |
| | Oregon (1/25/90)..... | .667 (6-9) |

MOST FREE THROWS MADE

| | | |
|----|-------------------------------------|----|
| 1. | Arizona State (2/15/01)..... | 38 |
| 2. | South Dakota State (11/17/06) | 36 |
| 3. | Tennessee (3/21/82) | 35 |
| 4. | UC Santa Barbara (11/30/95) | 34 |
| 5. | New Mexico (11/21/03) | 33 |
| | Stanford (2/6/97) | |
| | Washington (2/3/91) | |
| 8. | California (3/10/89)..... | 31 |
| 9. | Oregon (1/8/99) | 30 |
| | Texas Tech (3/25/93) | |
| | Nevada-Las Vegas (12/9/89) | |

MOST FREE THROWS ATTEMPTED

| | | |
|----|-------------------------------------|----|
| 1. | South Dakota State (11/17/06) | 47 |
| | Arizona State (2/15/01) | |
| 2. | New Mexico (11/21/03) | 43 |
| 3. | UCLA (2/6/81)..... | 42 |
| 4. | California (3/10/89)..... | 41 |
| | Tennessee (3/21/82) | |
| 6. | Arizona State (2/4/06)..... | 40 |
| | Nevada-Las Vegas (12/9/89) | |
| 8. | Arizona State (1/20/00)..... | 39 |
| | Stanford (2/6/97) | |
| | Texas Tech (3/25/93) | |

OPPONENT GAME RECORDS



USC WOMEN'S BASKETBALL

1983 NCAA CHAMPIONS • 1984 NCAA CHAMPIONS • 1994 PAC-10 CHAMPIONS • 2014 PAC-12 TOURNAMENT CHAMPIONS

HIGHEST FREE THROW PERCENTAGE

(min. 19 attempts)

1. Arizona State [2/19/00]..... .963 [26-27]
2. Penn State [12/21/80]..... .955 [21-22]
3. Utah [12/30/08]..... .919 [34-37]
UC Santa Barbara [11/30/95]
4. Oregon State..... .905 [19-21]
California [1/17/91]
Wayland Baptist [12/19/82]
Tennessee [12/6/82]
8. UCLA [3/2/22]..... .909 [20-22]
9. Oregon [2/3/07]..... .900 [27-30]
San Francisco [3/15/97]..... .900 [18-20]
Kansas [1/2/96]
Arizona [2/9/91]

MOST REBOUNDS

1. Nebraska [11/18/11]..... 66
UC Santa Barbara [12/4/97]
3. Long Beach State [2/20/90]..... 65
Auburn [12/11/87]
5. Washington [2/9/06]..... 64
UCLA [2/4/94]
7. Stanford [1/29/09]..... 62
8. Old Dominion [12/16/80]..... 61
9. Cal State Fullerton [12/21/90]..... 60
Western Kentucky [3/15/87]
11. Stanford [2/7/10]..... 59
Duke [3/21/06]
Stanford [3/5/06]

FEWEST REBOUNDS

1. Western Michigan [11/18/21]..... 17
2. Hope International [11/13/16]..... 19
Oregon [2/11/93]
San Diego State [2/5/80]
5. Fresno State [11/23/14]..... 21
Oregon State [3/1/03]
7. 8 times..... 22
last: Washington [1/28/18]
15. 6 times..... 23
last: UNC Wilmington [11/29/13]

MOST ASSISTS

1. Stanford [3/9/89]..... 31
- Old Dominion [1/12/80]
3. Stanford [1/28/95]..... 30
California [1/2/87]
5. UCLA [2/25/81]..... 28
6. 5 times..... 27
last: Oregon [2/16/20]
9. 4 times..... 26
last: California [3/12/88]

FEWEST ASSISTS

1. Oklahoma [12/5/80]..... 0
2. Cal Poly Pomona [1/25/78]..... 1
3. Arizona State [2/12/87]..... 2
Arizona [1/16/86]
UCLA [2/1/86]
Stanford [2/20/86]
Texas-El Paso [12/1/84]
Oklahoma City College [12/18/82]
Cal State Fullerton [1/26/81]
Arizona State [2/12/81]
Long Beach State [1/20/79]

MOST STEALS

1. Long Beach State [3/8/80]..... 25
2. Long Beach State [1/15/89]..... 21
3. Arizona State [2/18/94]..... 20
Long Beach State [2/10/78]
5. 7 times..... 19
last: Tennessee [12/14/02]

MOST BLOCKED SHOTS

1. Stanford [1/22/16]..... 13
2. UCLA [2/8/14]..... 12
Brigham Young [12/3/86]
Oregon State [12/28/79]
5. Louisiana Tech [1/26/85]..... 11
6. 10 times..... 10
last: Utah [1/1/17]
7. 6 times:..... 9
last: Stanford [2/17/23]
14. 9 times..... 8
last: CSUN [12/16/18]

MOST TURNOVERS

1. Arizona [1/16/81]..... 46
2. Cal State Fullerton [12/21/92]..... 41
3. Long Beach State [12/28/94]..... 40
4. Long Beach State [12/10/92]..... 39
Texas A&M [12/6/80]
6. California [3/12/88]..... 38
7. Cal State Northridge [12/28/91]..... 37
8. 4 times..... 36
last: Arizona [1/15/04]

FEWEST TURNOVERS

1. 6 times..... 6
last: Arizona [2/26/22]
5. 6 times..... 7
last: Long Beach State [12/21/19]
11. 9 times..... 8
last: UCLA [12/5/23]
20. 12 times..... 9
last: Arizona State [2/24/22]

MOST PERSONAL FOULS


1. Missouri [12/27/85]..... 33
Long Beach State [3/14/81]
3. 3 times..... 32
last: Utah [12/14/96]
6. 4 times..... 31
last: UTSA [11/30/11]
10. Oregon State [2/6/98]..... 30
Arizona State [2/7/91]
Texas A&M [12/6/80]

FEWEST PERSONAL FOULS

1. Stanford [12/19/20]..... 5
2. Arizona State [3/3/21]..... 7
Oregon [2/16/20]
California [1/24/16]
Oregon State [2/10/11]
Oregon [2/20/87]
7. 6 times..... 8
last: Oregon State [2/19/21]
9. 9 times..... 9
last: Stanford [2/7/23]
19. 17 times..... 10
last: Colorado [1/7/22]



CHERIE NELSON (1986-89)



KATHY HAMMOND (1978-81)



ADRAIN WILLIAMS (1996-99)

OPPONENT GAME RECORDS

USC WOMEN'S BASKETBALL

1983 NCAA CHAMPIONS • 1984 NCAA CHAMPIONS • 1994 PAC-10 CHAMPIONS • 2014 PAC-12 TOURNAMENT CHAMPIONS

POINTS

| | | |
|----|--|----|
| 1. | Cherie Nelson (vs. California, 3/11/89) | 50 |
| 2. | Tina Thompson (vs. UCLA, 1/27/96) | 49 |
| 3. | Karon Howell (vs. Arizona, 2/18/89) | 46 |
| 4. | Cheryl Miller (vs. Arizona, 2/28/85) | 45 |
| 5. | Cherie Nelson (vs. Oregon State, 3/3/89) | 44 |
| 6. | Cheryl Miller (vs. Louisiana Tech, 1/26/85) | 43 |
| 7. | Cherie Nelson (vs. vs. Stanford, 3/5/88) | 41 |
| 8. | Cheryl Miller (vs. Cal State Fullerton, 1/19/85) | 40 |
| 9. | Cheryl Miller (vs. Oregon State, 12/22/85) | 39 |
| | Cheryl Miller (vs. Northwestern, 11/30/82) | |

REBOUNDS

| | | |
|----|---|----|
| 1. | Cheryl Miller (2 times: last vs. Oregon State, 12/22/85) | 24 |
| 3. | Cheryl Miller (2 times: last vs. Louisiana Tech, 1/26/85) | 23 |
| | Lisa Leslie (vs. San Diego State, 12/4/90) | |
| | Cherie Nelson (vs. Oregon State, 2/22/87) | |
| 7. | Cheryl Miller (4 times: last vs. Stanford, 2/20/86) | 22 |
| 8. | <i>last on record: Rayah Marshall</i> (vs. Arizona State, 2/3/23) | 21 |

ASSISTS

| | | |
|-----|---|----|
| 1. | Rhonda Windham (vs. Pepperdine, 11/21/82) | 17 |
| 2. | Minyon Moore (vs. Sacramento State, 12/3/16) | 15 |
| 3. | Rhonda Windham (vs. Georgia, 4/1/83) | 14 |
| 4. | Rhonda Windham (3 times: last vs. Washington State, 3/7/87) | 13 |
| | Paula Pyers (vs. Old Dominion, 12/30/87) | |
| | Thera Smith (vs. Arizona, 1/16/81) | |
| 7. | Minyon Moore (vs. Washington, 2/1/19) | 12 |
| | Ashley Corral (at Oregon, 2/25/10) | |
| | Jennifer Dunbar (vs. Arizona, 1/20/89) | |
| | Rhonda Williams (vs. San Diego State, 2/23/85) | |
| 10. | Minyon Moore (2 times: last vs. UCLA, 1/5/18) | 11 |
| | Endyia Rogers (vs. Arizona State, 3/3/21) | |
| | Briana Gilbreath (vs. Oregon, 1/19/12) | |
| | Tammy Story (vs. San Diego State, 12/4/90) | |
| | Paula Pyers (vs. Arizona State, 2/20/89) | |
| | Cheryl Miller (vs. Penn State, 12/29/83) | |
| | Rhonda Windham (vs. Stanford, 3/12/83) | |
| | Thera Smith (vs. Arizona State, 1/16/82) | |

STEALS

| | | |
|----|---|----|
| 1. | Tammy Story (vs. California, 2/17/90) | 12 |
| 2. | Cheryl Miller (vs. California, 1/26/86) | 11 |
| 3. | Lisa Leslie (vs. Cal State Fullerton, 12/21/92) | 9 |
| | Tammy Story (vs. Boise State, 11/27/89) | |
| | Cheryl Miller (vs. San Francisco, 12/5/83) | |
| 6. | Thera Smith (2 times: last vs. Arizona, 1/16/81) | 8 |
| | Minyon Moore (2 times, last at Washington State, 1/26/18) | |
| | Aliyah Mazyck (at Oregon, 2/16/18) | |
| | Brianna Barrett (vs. UC Davis, 12/21/12) | |
| | Briana Gilbreath (vs. Arizona State, 1/29/11) | |
| | Eshaya Murphy (vs. Arizona, 11/15/04) | |
| | Cynthia Cooper (vs. UCLA, 3/6/86) | |
| | Cheryl Miller (vs. Northwestern, 12/30/82) | |
| | Kathy Doyle (vs. Oklahoma City, 12/18/82) | |
| | Paula McGee (vs. Cal, 12/11/81) | |

BLOCKED SHOTS

| | | |
|-----|---|----|
| 1. | Cheryl Miller (vs. Pepperdine, 12/4/84) | 10 |
| 2. | Cheryl Miller (vs. New Orleans, 12/5/84) | 9 |
| 3. | Rayah Marshall (at Washington, 1/22/23) | 8 |
| | Asiah Jones (vs. Mississippi State, 12/18/16) | |
| | Lisa Leslie (vs. S.F. Austin, 12/20/93) | |
| | Cheryl Miller (vs. Arizona, 2/25/84) | |
| 7. | Rayah Marshall (4 times: last vs. South Dakota State, 3/17/23) | 7 |
| | Michelle Campbell (vs. Western Kentucky [12/29/96]) | |
| | Lisa Leslie (vs. Washington, 2/7/93) | |
| | Monica Lamb (vs. Oregon, 2/20/87) | |
| 11. | Lisa Leslie (5 times: last vs. San Diego State, 1/3/93) | 6 |
| | Rayah Marshall (2 times: last vs. Washington, 2/23/23) | |
| | Briana Gilbreath (2 times, last at Nebraska, 11/18/11) | |
| | Monica Lamb (2 times: last vs. Stanford, 2/5/87) | |
| | Cheryl Miller (2 times: last vs. Arizona State, 2/12/83) | |
| | Temi Fagbenle (vs. UNLV, 12/6/15) | |
| | Tina Thompson (vs. Western Illinois, 12/6/96) | |
| | Michelle Campbell (vs. Washington State, 2/10/95) | |
| | Paula McGee (vs. Arizona State, 1/17/81) | |
| | Lisa Widding (vs. Cal State Los Angeles, 12/1/79) | |

FIELD GOALS MADE

| | | |
|----|--|----|
| 1. | Karon Howell (vs. Arizona, 2/18/89) | 17 |
| | Cheryl Miller (vs. Louisiana Tech, 1/26/85) | |
| | Cheryl Miller (vs. Oregon State, 12/22/85) | |
| 5. | Tina Thompson (vs. UCLA, 1/27/96) | 16 |
| | Cherie Nelson (vs. California, 3/10/89) | |
| | Cheryl Miller (vs. Iowa, 11/30/84) | |
| | Cheryl Miller (vs. Northwestern, 11/30/82) | |
| 9. | Lisa Leslie (vs. Cal, 1/17/91) | 15 |
| | Cherie Nelson (vs. Tennessee, 12/6/88) | |
| | Cherie Nelson (vs. Stanford, 3/5/88) | |
| | Cheryl Miller (vs. Stanford, 2/20/86) | |
| | Cheryl Miller (vs. Cal State Fullerton, 1/21/85) | |
| | Cheryl Miller (vs. Old Dominion, 1/6/84) | |
| | Paula McGee (vs. San Jose State, 1/5/81) | |

FIELD GOALS ATTEMPTED

| | | |
|-----|--|----|
| 1. | Lisa Leslie (vs. Texas, 11/25/90) | 33 |
| 2. | Cheryl Miller (vs. Long Beach State, 3/5/85) | 30 |
| | Paula McGee (vs. Cal State Fullerton, 1/30/82) | |
| 4. | Karon Howell (vs. Arizona, 2/18/89) | 29 |
| | Cherie Nelson (vs. Duke, 12/5/87) | |
| | Cheryl Miller (vs. New Orleans, 12/5/84) | |
| 7. | Lisa Leslie (vs. San Francisco, 12/7/90) | 28 |
| | Cherie Nelson (vs. Washington, 1/27/89) | |
| | Cheryl Miller (vs. Louisiana Tech, 1/26/85) | |
| 10. | Tina Thompson (vs. Marquette, 1/26/94) | 27 |
| | Cherie Nelson (vs. Tennessee, 12/6/88) | |
| | Cheryl Miller (vs. Arizona, 2/28/85) | |

FIELD GOAL PERCENTAGE (min. 10 attempts)

| | | |
|----|--|------------------|
| 1. | Cheryl Miller (vs. Maryland, 11/30/85) | 1.000 (10-of-10) |
| 2. | Cheryl Miller (vs. UCLA, 3/3/84) | .923 (12-of-13) |
| 3. | Temi Fagbenle (at Washington, 1/17/16) | .917 (11-of-12) |
| | Pam McGee (vs. Oklahoma City, 12/18/82) | |
| 4. | Paula McGee (vs. Pepperdine, 12/21/83) | .909 (10-of-11) |
| 5. | Chloé Kerr (vs. Cal State Fullerton, 12/16/05) | .900 (9-of-10) |
| | Monica Lamb (vs. UCLA, 1/23/87) | |
| 7. | Pam McGee (vs. Rutgers, 1/8/84) | .867 (13-of-15) |
| 8. | Lisa Leslie (vs. Portland, 3/16/94) | .857 (12-of-14) |
| | Cheryl Miller (vs. Utah State, 2/28/86) | |
| | Pam McGee (vs. UCLA, 2/16/83) | |
| | Kathy Hammond (vs. Arizona State, 1/18/80) | |

3-POINT FIELD GOAL ATTEMPTS (since 1987-88)

| | | |
|----|---|----|
| 1. | Brynn Cameron (vs. Washington State, 2/3/05) | 16 |
| 2. | Ashley Corral (vs. UCLA, 3/13/10) | 15 |
| 3. | Brynn Cameron (3 times: last vs. Arizona, 2/15/09) | 14 |
| | Ashley Corral (2 times: last vs. Oregon State, 1/21/12) | |
| | Mariya Moore (at California, 1/6/19) | |
| | Aliyah Mazyck (vs. California, 1/21/18) | |
| 5. | Ashley Corral (2 times: last at Oregon, 2/25/10) | 13 |
| | Destiny Littleton (at Colorado, 1/29/23) | |
| | Aliyah Mazyck (at UCLA, 1/20/19) | |
| | Courtney Jaco (vs. Albany, 12/20/15) | |
| | Jamie Hagiya (at California, 2/22/07) | |
| | Eshaya Murphy (vs. California, 12/22/06) | |
| | Kristin Clark (vs. UCLA, 1/23/98) | |
| | Karon Howell (vs. Oregon, 2/3/89) | |



KARON HOWELL (1986-89)

INDIVIDUAL GAME RECORDS

USC WOMEN'S BASKETBALL

1983 NCAA CHAMPIONS • 1984 NCAA CHAMPIONS • 1994 PAC-10 CHAMPIONS • 2014 PAC-12 TOURNAMENT CHAMPIONS

3-POINT FIELD GOALS MADE (since 1987-88)

- Ashley Corral (3 times: last at Colorado, 3/27/11) 7
Mariya Moore (at California, 1/6/19)
Courtney Jaco (vs. UCLA, 1/18/17)
- Ashley Corral (4 times: last vs. Oregon State, 1/21/12) 6
Aliyah Mazyck (2 times: last at Colorado, 1/12/18)
Courtney Jaco (2 times: last vs. Albany, 12/20/15)
Brynn Cameron (2 times: last vs. Oregon State, 12/20/05)
Destiny Littleton (at Colorado, 1/29/23)
Aliyah Jeune (vs. UCLA, 1/19/20)
Shalexus Aaron (vs. Washington, 2/1/19)
Sadie Edwards (at UTRGV, 12/20/17)
Ariya Crook (vs. Washington, 1/11/13)
Erica Mashia (vs. Washington State, 1/7/00)
Kristin Clark (vs. Washington State, 3/6/97)
Tammy Story (vs. Texas, 11/25/90)
Karon Howell (vs. Arizona, 2/18/89)
- Ashley Corral (7 times: last vs. Washington, 2/5/12) 5
Brynn Cameron (5 times: last vs. UCLA, 2/26/05)
Aliyah Mazyck (5 times: last vs. Colorado, 3/1/19)
Courtney Jaco (3 times: last vs. Washington State, 3/3/16)
Ariya Crook (3 times: last at California, 1/21/14)
Shalexus Aaron (2 times: vs. Utah, 3/3/19)
Heather Oliver (2 times: last vs. Arizona State, 3/13/09)
Camille LeNoir (2 times: last vs. Stanford, 1/6/08)
Eshaya Murphy (2 times: last vs. Washington, 3/4/06)
Erica Mashia (2 times: last vs. San Diego State, 12/4/99)
Kristin Clark (2 times: last vs. UCLA, 1/23/98)
Alyson Miura (2 times: last vs. Merrimack, 12/3/22)
Destiny Littleton (Idaho State, 11/12/22)
Bella Perkins (vs. Washington State, 1/14/22)
Jordan Sanders (vs. California, 12/21/20)
Madison Campbell (vs. Loyola Marymount, 11/25/20)
Mariya Moore (vs. CSUN, 12/16/18)
Sadie Edwards (vs. Montana State, 11/10/17)
Jacki Gemelos (at Fresno State, 12/29/10)
Jamie Hagiya (vs. UC Santa Barbara, 2/26/04)
- Ashley Corral (15 times: last at Arizona State, 1/5/12) 4
Aliyah Mazyck (11 times: last at Arizona, 1/25/19)
Eshaya Murphy (11 times: last at Oregon State, 2/1/07)
Ariya Crook (9 times: last vs. Arizona, 3/6/14)
Tammy Story (8 times: last vs. Washington State, 2/29/92)
Courtney Jaco (7 times: last vs. Washington State, 2/17/17)
Brynn Cameron (6 times: last at Oregon State, 1/4/09)
Heather Oliver (5 times: last at Oregon State, 2/27/10)
Karon Howell (4 times: last vs. Texas, 12/28/88)
Endyia Rogers (4 times: last vs. Arizona State, 1/31/21)
Alyson Miura (4 times: last at Arizona, 2/26/22)
Mariya Moore (3 times: last vs. Utah, 3/3/19)
Sadie Edwards (3 times: last vs. Arizona, 2/11/18)
Shalexus Aaron (2 times: last at Utah, 2/14/21)
McKenzie Calvert (2 times: last vs. LMU, 12/18/14)
Jacki Gemelos (2 times: last vs. Washington, 3/6/11)
Jamie Hagiya (2 times: last at California, 2/22/07)
Kristin Clark (2 times: last Washington State, 3/1/98)
Desiree Caldwell (at Utah, 1/12/20)
Minyon Moore (vs. Long Beach State, 11/27/16)
Desiree Bradley (vs. Long Beach State, 12/28/13)
Jordan Adams (at UC Santa Barbara, 11/27/12)
Stefanie Gilbreath (vs. Stanford, 2/18/11)
Briana Gilbreath (at Xavier, 12/2/10)
Morghan Medlock (at Arizona, 12/28/07)
Meghan Gnekow (vs. UCLA, 2/26/05)
Rometra Craig (vs. UCLA, 2/8/03)
Aisha Hollans (at Washington, 3/17/02)
Tiffany Elmore (vs. Washington, 1/3/99)
Tina Thompson (vs. UCLA, 1/27/96)
Jody Anton (vs. Arizona State, 2/15/96)
Tracy Atwater (vs. Oregon State, 3/12/94)
Linda Kennedy (vs. Old Dominion, 11/30/90)
Paula Pyers (vs. Washington State, 1/30/88)

3-POINT FIELD GOAL PERCENTAGE

(min. 4 attempts, since 1987-88)

- Courtney Jaco (vs. Sam Houston State, 11/28/14) 1.000 (4-of-4)
McKenzie Calvert (vs. LMU, 12/18/14)
Ariya Crook (vs. UNC Wilmington, 11/29/13)
Ashley Corral (vs. UC Santa Barbara, 3/17/11)
Stefanie Gilbreath (vs. Stanford, 2/18/11)
Karon Howell (vs. Old Dominion, 12/30/87)
- Ashley Corral (2 times: last at Colorado, 3/27/11)875 (7-of-8)
- Kristin Clark (vs. Washington State, 3/6/97)857 (6-of-7)
- Alyson Miura (2 times: last vs. Merrimack, 12/3/22)833 (5-of-6)
Bella Perkins (vs. Washington State, 1/14/22)
Aliyah Mazyck (vs. Colorado, 3/1/19)
Shalexus Aaron (vs. Santa Clara, 1/17/19)
Courtney Jaco (vs. Washington State, 3/3/16)
Heather Oliver (vs. Washington State 1/24/09)

- Jamie Hagiya (vs. UC Santa Barbara, 2/26/04)
Kristin Clark (vs. Arizona, 1/16/97)
- Alyson Miura (vs. Western Michigan, 11/18/21) 800 (4-of-5)
Ashley Corral (2 times: last vs. California, 12/31/11)
Sadie Edwards (vs. Mississippi State, 12/18/16)
Minyon Moore (vs. Long Beach State, 11/27/16)
Jordan Adams (at UC Santa Barbara, 11/27/12)
Jacki Gemelos (vs. UCLA, 2/6/11)
Heather Oliver (at Oregon State, 2/27/10)
Karon Howell (vs. California, 3/3/88)
- Tammy Story (vs. Texas, 11/15/90) 750 (6-of-8)
- Courtney Jaco (3 times: last vs. Fresno State, 11/23/14) 750 (3-of-4)
Brynn Cameron (2 times: last at Oregon, 3/7/09)
Rometra Craig (2 times: last at UCLA, 2/29/04)
Tracy Atwater (2 times: last vs. California, 1/28/94)
Destiny Littleton (vs. Utah State, 11/26/22)
Okako Adika (vs. CSUB, 11/8/22)
Bella Perkins (vs. CSUB, 11/8/22)
Shalexus Aaron (at Nevada, 11/25/18)
Sadie Edwards (vs. Arizona State, 2/9/18)
Jordan Adams (at Colorado, 1/12/18)
Alexyz Vaiioletama (at Oregon State, 1/5/15)
Jacki Gemelos (at Colorado, 3/27/11)
Briana Gilbreath (at NC State, 12/5/10)
Camille LeNoir (vs. Washington, 3/4/06)
Jamie Hagiya (at Washington State, 2/5/04)
Ebony Hoffman (at Washington, 3/17/02)
Tina Thompson (vs. Arizona 1/16/97)
Joni Easterly (vs. Long Beach State, 12/13/91)
Paula Pyers (vs. Maine, 12/6/87)

FREE THROWS MADE

- Minyon Moore (at LMU, 12/1/17) 21
Cheryl Miller (vs. Arizona, 2/28/85)
- Cherie Nelson (vs. California, 3/10/89) 18
- Cherie Nelson (vs. Oregon State, 3/3/89) 16
- Paula McGee (vs. Long Beach State, 3/14/81) 15
- Minyon Moore (vs. Washington State, 2/17/17) 14
Eshaya Murphy (at Arizona, 1/18/07)
Lisa Leslie (vs. Stanford, 1/30/94)
Cheryl Miller (vs. San Diego State, 1/19/84)
- Tina Thompson (2 times: last vs. UCLA 1/27/96) 13
Cassie Harberts (vs. California, 12/31/11)
Cherie Nelson (vs. UCLA, 2/10/89)
- Cassie Harberts (3 times: last vs. California, 2/17/13) 12
Cherie Nelson (2 times: last vs. Arizona State, 1/21/89)
Jordyn Jenkins (at Washington, 2/11/22)
Minyon Moore (vs. Colorado, 3/1/19)
Brianna Barrett (vs. St. John's, 3/22/14)
Camille LeNoir (vs. UCLA, 1/21/06)
Erica Mashia (vs. Maine, 12/4/95)
Tina Thompson (vs. UNC-Charlotte, 12/30/94)
Cheryl Miller (vs. Texas, 3/30/86)

FREE THROWS ATTEMPTED

- Cheryl Miller (vs. Arizona, 2/28/85) 26
- Minyon Moore (at LMU, 12/1/17) 23
- Cassie Harberts (at Oregon State, 1/4/13) 20
Lisa Leslie (vs. Stanford, 1/30/94)
Cherie Nelson (vs. California, 3/10/89)
- Cherie Nelson (vs. Brigham Young, 12/3/86) 19
Paula McGee (vs. Long Beach State, 3/14/81)
- Minyon Moore (vs. Colorado, 3/1/19) 18
Cassie Harberts (vs. Oregon State, 3/7/13)
Cherie Nelson (vs. Oregon State, 3/3/89)
- Minyon Moore (vs. Washington State, 2/17/17) 17
Cassie Harberts (vs. UCLA, 2/19/12)
Tina Thompson (vs. UNC-Charlotte, 12/30/94)
Cherie Nelson (vs. Arizona State, 1/21/89)
Cheryl Miller (vs. Arizona, 1/16/86)

FREE THROW PERCENTAGE (min. 9 attempts)

- Tina Thompson (vs. UCLA, 1/27/96) 1.000 (13-of-13)
- Erica Mashia (vs. Maine, 12/4/95) 1.000 (12-of-12)
- Cheryl Miller (vs. UCLA, 3/6/86) 1.000 (11-of-11)
Chloé Kerr (vs. Nebraska, 11/26/06)
Eshaya Murphy (at Utah, 12/4/06)
- Kari LaPlante (vs. Oregon, 1/30/10) 1.000 (10-of-10)
Lisa Leslie (vs. California, 2/26/94)
Cherie Nelson (vs. UCLA, 2/11/88)
Cheryl Miller (vs. Maryland, 11/30/85)
- Minyon Moore (vs. Washington, 2/1/19) 1.000 (9-of-9)
Briana Gilbreath (vs. UCLA, 1/17/10)
Ebony Hoffman (at Colorado, 12/21/02)
Paula Pyers (vs. Oregon State, 2/22/87)
- Jordyn Jenkins (at Washington, 2/11/22)923 (12-of-13)
Brianna Barrett (vs. St. John's, 3/22/14)
Cheryl Miller (vs. Texas, 3/30/86)

INDIVIDUAL GAME RECORDS

USC WOMEN'S BASKETBALL

1983 NCAA CHAMPIONS • 1984 NCAA CHAMPIONS • 1994 PAC-10 CHAMPIONS • 2014 PAC-12 TOURNAMENT CHAMPIONS

PROGRAM RECORDS

| | | |
|---|-------------------|--|
| Consecutive Wins, Season | 18 | 1981-82, 1982-83 |
| Consecutive Home Wins, Season | 16 | 1983-84 |
| Consecutive Wins, All-Time | 28 | 1983 |
| Consecutive Home Wins, All-Time | 48 | 1981-1984 |
| Consecutive Losses, Season | 7 | 1976-77, 1989-90, 1998-99 |
| Consecutive Home Losses, Season | 7 | 1989-90 |
| Consecutive Losses, All-Time | 7 | 1989-90, 1998-99 |
| Consecutive Home Losses, All-Time | 7 | 1989-90 |
| | | |
| Most Wins, Season | 31 | 1982-83, 1985-86 |
| Most Losses, Season | 20 | 1998-99, 2012-13 |
| Best Season Win Percentage | .939 (31-2) | 1982-83 |
| Worst Season Win Percentage | .259 (7-20) | 1998-99 |
| | | |
| Most Conference Wins, Season | 16 | 1993-94 |
| Most Conference Losses, Season | 15 | 1998-99 |
| Best Conference Win Percentage | 1.000 (8-0) | 1985-86 |
| Worst Conference Win Percentage | .125 (1-7) | 1976-77 |
| | | |
| Biggest Improvement | 27.4% | 2012-13, 11-20 record 2013-14, 22-13 record |

PROGRAM RECORD IN SEASON OPENERS

| | |
|--|-------|
| Overall | 35-11 |
| When the opening game is at home | 19-2 |
| When the opening game is on the road | 9-8 |
| When the opening game is at a neutral site | 6-1 |
| In first home game of season | 41-5 |
| In first road/neutral game of season | 27-19 |

PROGRAM RECORD IN CONFERENCE SEASON OPENERS

| | |
|---|-------|
| Overall | 27-18 |
| When the opening conference game is at home | 13-5 |
| When the opening conference game is on the road | 14-12 |
| When the opening conference game is at a neutral site | 0-1 |
| In first conference home game of season | 28-17 |
| In first conference road/neutral game of season | 25-20 |


TEAM SINGLE-SEASON RECORDS*

| | | |
|---|-------------------|---------------------------|
| Most Points, Season | 3,176 | 1985-86 |
| Fewest Points, Season | 1,613 | 1989-90 |
| | | |
| Highest Scoring Average, Season | 88.2 | 1985-86 |
| Lowest Scoring Average, Season | 59.7 | 1989-90 |
| Highest Scoring Margin Per Game | +22.6 | 1985-86 |
| | | |
| Most Field Goals Made | 1,271 | 1985-86 |
| Fewest Field Goals Made | 634 | 1997-98 |
| Most Field Goals Attempted | 2,573 | 1985-86 |
| Fewest Field Goals Attempted | 1,626 | 1997-98 |
| Highest Field Goal Percentage | .525 | 1982-83 |
| Lowest Field Goal Percentage | .358 | 1989-90 |
| Best Field Goal Pct. Defense | .354 | 2022-23 |
| | | |
| Most 3-Pt. Field Goals Made | 224 | 2008-09 |
| Most 3-Pt. Field Goals Attempted | 671 | 2005-06 |
| Highest 3-Pt. Field Goal Percentage | .357 | 2016-17 |
| Lowest 3-Pt. Field Goal Percentage | .241 | 1989-90 |
| | | |
| Most Free Throws Made | 634 | 1985-86 |
| Most Free Throws Attempted | 892 | 1985-86 |
| Highest Free-Throw Percentage | .786 | 2019-20 |
| | | |
| Most Rebounds | 1,547 | 1985-86 |
| Highest Rebounding Average | 45.9 | 1993-94, 1981-82 |
| Greatest Rebounding Margin | +9.9 | 1982-83 |
| | | |
| Most Steals | 440 | 1985-86 |
| Highest Steal Average | 12.2 | 1985-86, 1981-82 |
| | | |
| Most Blocked Shots | 204 | 1983-84 |
| Highest Blocked Shot Average | 6.2 | 1983-84 |
| | | |
| Most Turnovers | 635 | 2002-03 |
| Fewest Turnovers | 365 | 2017-18 |
| | | |
| Most Personal Fouls | 682 | 2013-14 |
| Fewest Personal Fouls | 461 | 2021-22 |
| Most Disqualifications | 27 | 1990-91 |
| Fewest Disqualifications | 5 | 1985-86, 1995-96, 2004-05 |


*Does not include 2020-21 season – regular-season schedule was shortened due to COVID-19 pandemic (23 games played)



JAMIE HAGIYA (2004-2007)



TASHARA CARTER (1998-2001)



ESHAYA MURPHY (2004-2007)

PROGRAM MILESTONES



WOMEN OF TROY HISTORY




USC WOMEN'S BASKETBALL

1983 NCAA CHAMPIONS • 1984 NCAA CHAMPIONS • 1994 PAC-10 CHAMPIONS • 2014 PAC-12 TOURNAMENT CHAMPIONS



TINA THOMPSON (1994-97)



CYNTHIA COOPER (1982-84, 86)

| PTS. | PLAYER | OPPONENT | DATE | LOCATION |
|------|---|---|---|---|
| 50 | Cherie Nelson, F/C | California | 3/10/89 | Berkeley, Calif. |
| 49 | Tina Thompson, F/C | UCLA | 1/27/96 | Lyon Center |
| 46 | Karon Howell, F | Arizona | 2/18/89 | Tucson, Ariz. |
| 45 | Cheryl Miller, F | Arizona | 2/28/85 | Tucson, Ariz. |
| 44 | Cherie Nelson, F/C | Oregon State | 3/3/89 | North Gym |
| 43 | Cheryl Miller, F | Louisiana Tech | 1/26/85 | Sports Arena |
| 41 | Cherie Nelson, F/C | Stanford | 3/5/88 | North Gym |
| 40 | Cheryl Miller, F | Cal State Fullerton | 1/19/85 | Fullerton, Calif. |
| 39 | Cheryl Miller, F Cheryl Miller, F | Oregon State Northwestern | 12/22/85 11/30/82 | Sports Arena Sports Arena |
| 38 | Cherie Nelson, F/C Cheryl Miller, F Cheryl Miller, F Cheryl Miller, F | UCLA Iowa San Diego State Old Dominion | 2/11/88 11/30/84 1/19/84 1/6/84 | Sports Arena San Jose, Calif. Columbia, Mo. Norfolk, Va. |
| 37 | Cherie Nelson, F/C Cheryl Miller, F Cheryl Miller, F | Arizona State San Diego State Utah | 1/22/88 2/23/85 12/22/84 | North Gym San Diego, Calif. Sports Arena |
| 36 | Mariya Moore, G Tammy Story, G Cherie Nelson, F/C Cheryl Miller, F Cheryl Miller, F Cheryl Miller, F Cheryl Miller, F | California Texas Tennessee Stanford Maryland Stanford Texas | 1/6/19 11/25/90 12/6/88 2/20/86 11/30/85 2/20/85 12/29/84 | Berkeley, Calif. Lyon Center Knoxville, Tenn. Sports Arena College Park, Md. Palo Alto, Calif. Sports Arena |
| 35 | Tina Thompson, F/C Cherie Nelson, F/C Cherie Nelson, F/C Cherie Nelson, F/C Pam McGee, C Pam McGee, C | Marquette Stanford Washington State Arizona Oklahoma City Illinois State | 11/26/94 3/10/89 2/24/89 2/19/88 12/18/82 1/6/82 | Iowa City, Iowa Stanford, Calif. North Gym Tucson, Ariz. Honolulu, Hawaii Malibu, Calif. |
| 34 | Minyon Moore, G Ariya Crook, G | LMU California | 12/1/17 1/24/14 | Westchester, Calif. Berkeley, Calif. |

| | | | | |
|------------------|--|---|---|---|
| Aisha Hollans, G | Washington | 3/17/02 | Seattle, Wash. | |
| Lisa Leslie, F/C | Stanford | 1/30/94 | Lyon Center | |
| Pam McGee, C | Oklahoma City | 12/18/82 | Honolulu, Hawaii | |
| Terri Huff, F | Pepperdine | 2/4/80 | Sports Arena | |
| 33 | Rayah Marshall, F Eshaya Murphy Lisa Leslie, F/C Lisa Leslie, F/C Cherie Nelson, F/C Cherie Nelson, F/C Cherie Nelson, F/C Cherie Nelson, F/C Cheryl Miller, F Pam McGee, C Paula McGee, F Paula McGee, F Kathy Hammond, F | Oregon State Colorado Arizona California UCLA North Carolina Washington Old Dominion BYU Missouri Tennessee San Jose State Wayland Baptist | 12/30/22 12/2/06 2/20/94 1/17/91 2/10/89 12/1/88 2/27/88 12/30/87 11/22/85 11/30/83 12/6/82 1/5/81 11/23/78 | Corvallis, Ore. Boulder, Colo. Lyon Center Berkeley, Calif. Westwood, Calif. Chapel Hill, N.C. North Gym Norfolk, Vir. Sports Arena Sports Arena Knoxville, Tenn. Sports Arena SLO, Calif. |
| 32 | Alissa Pili, F Minyon Moore, G Ashley Corral, G Tina Thompson, F/C Tina Thompson, F/C Lisa Leslie, F/C Cherie Nelson, F/C Cherie Nelson, F/C Cherie Nelson, F/C Cherie Nelson, F/C Cherie Nelson, F/C Cheryl Miller, F Cheryl Miller, F | Washington State Washington State Colorado Washington Arizona California Arizona State Ohio State Arizona North Carolina BYU Stanford Ohio State | 2/23/20 2/17/17 3/27/11 3/8/97 2/17/96 2/14/92 1/21/89 12/18/87 1/9/87 12/27/86 12/3/86 1/25/86 12/23/83 | Pullman, Wash. Galen Center Boulder, Colo. Lyon Center Tucson, Ariz. Lyon Center Sports Arena North Gym Tucson, Ariz. Coral Gables, Fla. Provo, Utah Palo Alto, CA Sports Arena |
| 31 | Cassie Harberts, F Tina Thompson, F/C Lisa Leslie, F/C Lisa Leslie, F/C Lisa Leslie, F/C Cherie Nelson, F/C Cherie Nelson, F/C Cheryl Miller, F Cheryl Miller, F Cheryl Miller, F Cheryl Miller, F Paula McGee, F Paula McGee, F Pam McGee, C Kathy Hammond, F | Washington State UCSB Washington St. Washington Arizona State Arizona State Washington Long Beach St. Texas Tennessee Georgia Kent State San Jose State Long Beach State Arizona Arizona State | 3/9/11 12/19/96 1/15/94 2/7/93 3/6/92 2/29/88 1/28/88 1/28/86 12/10/85 1/8/85 12/15/83 3/13/82 12/12/81 3/14/81 1/16/81 12/10/77 | Galen Center Lyon Center Lyon Center Lyon Center Lyon Center Tempe, Ariz. Seattle, Wash. Long Beach, Calif. Austin, Texas Knoxville, Tenn. Sports Arena Sports Arena San Jose, Calif. Malibu, Calif. Tucson, Ariz. North Gym |
| 30 | Kadi Sissoko, F Endyia Rogers, G Endyia Rogers, G Aliyah Mazyck, G Mariya Moore, G Sadie Edwards, G Cassie Harberts, F Eshaya Murphy Kristin Clark, G Tina Thompson, F/C Tina Thompson, F/C Lisa Leslie, F/C Lisa Leslie, F/C Lisa Leslie, F/C Monica Lamb, C Cheryl Miller, F Cheryl Miller, F Cheryl Miller, F Cheryl Miller, F Pam McGee, C Cynthia Cooper, G Paula McGee, F | California Arizona State Arizona State Colorado Oregon Montana State Oregon Arizona Seton Hall New Orleans Washington State California Arizona Texas Oregon State Utah State Old Dominion Stanford San Francisco Arizona UCLA UCLA | 2/19/23 1/31/21 1/31/20 3/1/19 2/24/19 11/10/17 1/19/14 1/18/07 12/27/97 12/28/96 2/10/95 2/26/94 1/11/91 11/25/90 1/15/87 2/28/86 1/3/86 3/10/85 12/5/83 2/13/82 2/4/82 3/13/81 | Berkeley, Calif. Tempe, Ariz. Tempe, Ariz. Galen Center Eugene, Ore. Galen Center Galen Center Tucson, Ariz. Sports Arena Sports Arena Lyon Center Berkeley, Calif. Lyon Center Lyon Center Sports Arena Anchorage, Alaska Riverside, Calif. North Gym Sports Arena Tucson, Ariz. Pauley Pavilion Malibu, Calif. |

30-POINT GAMES

USC WOMEN'S BASKETBALL

1983 NCAA CHAMPIONS • 1984 NCAA CHAMPIONS • 1994 PAC-10 CHAMPIONS • 2014 PAC-12 TOURNAMENT CHAMPIONS

SCORING

| Year | Name | Gm. | Pts. | Avg. |
|---------|-------------------|-----|------|------|
| 2022-23 | Kadi Sissoko | 26 | 401 | 15.4 |
| | Destiny Littleton | 31 | 433 | 14.0 |
| 2021-22 | Jordyn Jenkins | 26 | 384 | 14.8 |
| 2020-21 | Endyia Rogers | 23 | 340 | 14.8 |
| 2019-20 | Alissa Pili | 31 | 504 | 16.3 |
| 2018-19 | Aliyah Mazyck | 24 | 366 | 15.3 |
| | Minyon Moore | 28 | 413 | 14.8 |
| 2017-18 | Kristen Simon | 31 | 528 | 17.0 |
| 2016-17 | Kristen Simon | 27 | 393 | 14.6 |
| 2015-16 | Temí Fagbenle | 32 | 436 | 13.6 |
| 2014-15 | Alexyz Vaoletama | 27 | 324 | 12.0 |
| 2013-14 | Ariya Crook | 31 | 491 | 15.8 |
| | Cassie Harberts | 35 | 539 | 15.4 |
| 2012-13 | Cassie Harberts | 31 | 559 | 18.0 |
| 2011-12 | Briana Gilbreath | 28 | 344 | 12.3 |
| 2010-11 | Briana Gilbreath | 37 | 532 | 14.1 |
| 2009-10 | Ashley Corral | 31 | 469 | 15.1 |
| 2008-09 | Camille LeNoir | 32 | 423 | 13.2 |
| 2007-08 | Nadia Parker | 28 | 340 | 12.1 |
| 2006-07 | Eshaya Murphy | 30 | 536 | 17.9 |
| 2005-06 | Eshaya Murphy | 31 | 546 | 17.8 |
| 2004-05 | Brynn Cameron | 31 | 304 | 9.8 |
| 2003-04 | Ebony Hoffman | 28 | 417 | 14.9 |
| 2002-03 | Ebony Hoffman | 31 | 504 | 16.3 |
| 2001-02 | Aisha Hollans | 29 | 510 | 17.6 |
| 2000-01 | Ebony Hoffman | 28 | 350 | 12.5 |
| 1999-00 | Danielle Golay | 30 | 331 | 11.0 |
| 1998-99 | Adrain Williams | 23 | 340 | 14.8 |
| 1997-98 | Kristin Clark | 27 | 431 | 16.0 |
| 1996-97 | Tina Thompson | 29 | 653 | 22.5 |
| 1995-96 | Tina Thompson | 27 | 623 | 23.1 |
| 1994-95 | Tina Thompson | 28 | 545 | 19.5 |
| 1993-94 | Lisa Leslie | 30 | 657 | 21.9 |
| 1992-93 | Lisa Leslie | 29 | 543 | 18.7 |
| 1991-92 | Lisa Leslie | 31 | 632 | 20.4 |
| 1990-91 | Lisa Leslie | 30 | 582 | 19.4 |
| 1989-90 | Tammy Hammond | 27 | 338 | 12.5 |
| 1988-89 | Cherie Nelson | 26 | 679 | 26.1 |
| 1987-88 | Cherie Nelson | 30 | 714 | 23.8 |
| 1986-87 | Cherie Nelson | 30 | 604 | 20.1 |
| 1985-86 | Cheryl Miller | 32 | 814 | 25.4 |
| 1984-85 | Cheryl Miller | 30 | 805 | 26.8 |
| 1983-84 | Cheryl Miller | 33 | 726 | 22.0 |
| 1982-83 | Cheryl Miller | 33 | 673 | 20.4 |
| 1981-82 | Paula McGee | 27 | 546 | 20.2 |
| 1980-81 | Paula McGee | 34 | 683 | 20.1 |
| 1979-80 | Terri Huff | 34 | 460 | 13.5 |
| 1978-79 | Kathy Hammond | 31 | 509 | 16.4 |
| 1977-78 | Kathy Hammond | 24 | 443 | 18.5 |
| 1976-77 | Katy Wright | 20 | 266 | 13.3 |



EBONY HOFFMAN (2001-2004)



BRIANA GILBREATH (2009-12)

SCORING (CONF. GAMES)

| Year | Name | Gm. | Pts. | Avg. |
|---------|-------------------|-----|------|------|
| 2022-23 | Kadi Sissoko | 14 | 215 | 15.4 |
| | Destiny Littleton | 18 | 265 | 14.7 |
| 2021-22 | Jordyn Jenkins | 15 | 268 | 17.9 |
| 2020-21 | Endyia Rogers | 18 | 272 | 15.1 |
| 2019-20 | Alissa Pili | 18 | 350 | 19.4 |
| 2018-19 | Aliyah Mazyck | 16 | 269 | 16.8 |
| 2017-18 | Aliyah Mazyck | 18 | 314 | 17.4 |
| 2016-17 | Kristen Simon | 15 | 205 | 13.7 |
| 2015-16 | Temí Fagbenle | 18 | 257 | 14.3 |
| 2014-15 | Alexyz Vaoletama | 16 | 190 | 11.9 |
| 2013-14 | Cassie Harberts | 18 | 312 | 17.3 |
| 2012-13 | Cassie Harberts | 18 | 335 | 18.6 |
| 2011-12 | Ashley Corral | 18 | 228 | 12.7 |
| 2010-11 | Briana Gilbreath | 18 | 281 | 15.6 |
| 2009-10 | Ashley Corral | 18 | 268 | 14.9 |
| 2008-09 | Camille LeNoir | 18 | 246 | 13.7 |
| 2007-08 | Nadia Parker | 17 | 213 | 12.5 |
| 2006-07 | Eshaya Murphy | 18 | 317 | 17.6 |
| 2005-06 | Eshaya Murphy | 18 | 335 | 18.6 |
| 2004-05 | Brynn Cameron | 18 | 186 | 10.3 |
| 2003-04 | Ebony Hoffman | 18 | 266 | 14.8 |
| 2002-03 | Ebony Hoffman | 18 | 308 | 17.1 |
| 2001-02 | Aisha Hollans | 17 | 263 | 15.5 |
| 2000-01 | Ebony Hoffman | 18 | 261 | 14.5 |
| 1999-00 | Tiffany Elmore | 17 | 207 | 12.2 |
| 1998-99 | Adrian Williams | 18 | 260 | 14.4 |
| 1997-98 | Kristin Clark | 18 | 299 | 16.6 |
| 1996-97 | Tina Thompson | 18 | 402 | 22.2 |
| 1995-96 | Tina Thompson | 18 | 429 | 23.8 |
| 1994-95 | Tina Thompson | 18 | 337 | 18.7 |
| 1993-94 | Lisa Leslie | 18 | 401 | 22.3 |
| 1992-93 | Lisa Leslie | 18 | 332 | 18.4 |
| 1991-92 | Lisa Leslie | 18 | 364 | 20.2 |
| 1990-91 | Lisa Leslie | 18 | 343 | 19.1 |
| 1989-90 | Tammy Hammond | 18 | 240 | 13.3 |
| 1988-89 | Cherie Nelson | 16 | 414 | 25.9 |
| 1987-88 | Cherie Nelson | 18 | 455 | 25.3 |
| 1986-87 | Cherie Nelson | 18 | 382 | 21.2 |
| 1985-86 | Cheryl Miller | 8 | 211 | 26.4 |
| 1984-85 | Cheryl Miller | 14 | 333 | 27.4 |
| 1983-84 | Cheryl Miller | 14 | 310 | 22.1 |
| 1982-83 | Cheryl Miller | 14 | 300 | 21.4 |
| 1981-82 | Pam McGee | 12 | 219 | 18.3 |
| 1980-81 | Paula McGee | 12 | 238 | 19.8 |
| 1979-80 | Terri Huff | 12 | 138 | 11.5 |
| 1978-79 | Kathy Hammond | 8 | 131 | 16.4 |
| 1977-78 | Kathy Hammond | 8 | 120 | 15.0 |
| 1976-77 | Katy Wright | 8 | 124 | 15.5 |


ANNUAL LEADERS

USC WOMEN'S BASKETBALL

1983 NCAA CHAMPIONS • 1984 NCAA CHAMPIONS • 1994 PAC-10 CHAMPIONS • 2014 PAC-12 TOURNAMENT CHAMPIONS

REBOUNDING

| Year | Name | Gm. | Reb. | Avg. |
|---------|---------------------|-----|------|------|
| 2022-23 | Rayah Marshall | 28 | 322 | 11.5 |
| 2021-22 | Rayah Marshall | 28 | 216 | 7.7 |
| 2020-21 | Endyia Rogers | 23 | 101 | 4.4 |
| 2019-20 | Alissa Pili | 31 | 247 | 9.0 |
| 2018-19 | Minyon Moore | 28 | 155 | 5.5 |
| 2017-18 | Kristen Simon | 31 | 285 | 9.2 |
| 2016-17 | Kristen Simon | 27 | 234 | 8.7 |
| 2015-16 | Temi Fagbenle | 32 | 277 | 8.7 |
| 2014-15 | Kaneisha Horn | 30 | 206 | 6.9 |
| | Alexyz Vaiolatama | 27 | 190 | 6.9 |
| 2013-14 | Alexyz Vaiolatama | 35 | 268 | 7.7 |
| 2012-13 | Cassie Harberts | 31 | 254 | 8.2 |
| 2011-12 | Christina Marinacci | 29 | 215 | 7.4 |
| 2010-11 | Briana Gilbreath | 37 | 269 | 7.3 |
| 2009-10 | Briana Gilbreath | 31 | 182 | 5.9 |
| 2008-09 | Briana Gilbreath | 32 | 173 | 5.4 |
| 2007-08 | Nadia Parker | 28 | 182 | 6.5 |
| 2006-07 | Eshaya Murphy | 30 | 253 | 8.4 |
| 2005-06 | Eshaya Murphy | 31 | 225 | 7.3 |
| 2004-05 | Meghan Gnekow | 30 | 175 | 5.8 |
| 2003-04 | Ebony Hoffman | 28 | 227 | 8.1 |
| 2002-03 | Ebony Hoffman | 31 | 303 | 9.8 |
| 2001-02 | Ebony Hoffman | 28 | 250 | 8.9 |
| 2000-01 | Ebony Hoffman | 28 | 223 | 8.0 |
| 1999-00 | Tiffany Washington | 29 | 188 | 6.5 |
| 1998-99 | Adrain Williams | 23 | 191 | 8.3 |
| 1997-98 | Adrain Williams | 27 | 185 | 6.9 |
| 1996-97 | Tina Thompson | 29 | 306 | 10.6 |
| 1995-96 | Tina Thompson | 27 | 252 | 9.3 |
| 1994-95 | Tina Thompson | 28 | 294 | 10.5 |
| 1993-94 | Lisa Leslie | 30 | 369 | 12.3 |
| 1992-93 | Lisa Leslie | 29 | 285 | 9.8 |
| 1991-92 | Lisa Leslie | 31 | 261 | 8.4 |
| 1990-91 | Lisa Leslie | 30 | 299 | 10.0 |
| 1989-90 | Rosalind Hodge | 27 | 219 | 8.1 |
| 1988-89 | Cherie Nelson | 26 | 248 | 9.5 |
| 1987-88 | Cherie Nelson | 30 | 324 | 10.8 |
| 1986-87 | Cherie Nelson | 30 | 348 | 11.6 |
| 1985-86 | Cheryl Miller | 32 | 390 | 12.2 |
| 1984-85 | Cheryl Miller | 30 | 474 | 15.8 |
| 1983-84 | Cheryl Miller | 33 | 350 | 10.6 |
| 1982-83 | Pam McGee | 33 | 329 | 10.0 |
| 1981-82 | Pam McGee | 27 | 312 | 11.6 |
| 1980-81 | Paula McGee | 34 | 313 | 9.2 |
| 1979-80 | Anna Maria Lopez | 29 | 220 | 7.6 |
| 1978-79 | Anna Maria Lopez | 20 | 188 | 9.4 |
| 1977-78 | Katy Wright | 24 | 220 | 9.1 |
| 1976-77 | Dorothy Bolger | 15 | 130 | 8.6 |



NICKY MCCRIMMON (1993-94)



ANNA MARIA LOPEZ (1978-80)

REBOUNDING (CONF. GAMES)

| Year | Name | Gm. | Reb. | Avg. |
|---------|---------------------|-----|------|------|
| 2022-23 | Rayah Marshall | 17 | 155 | 12.1 |
| 2021-22 | Rayah Marshall | 17 | 126 | 7.4 |
| 2020-21 | Endyia Rogers | 18 | 79 | 4.4 |
| 2019-20 | Alissa Pili | 18 | 147 | 8.2 |
| 2018-19 | Minyon Moore | 17 | 100 | 5.9 |
| 2017-18 | Kristen Simon | 18 | 169 | 9.4 |
| 2016-17 | Kristen Simon | 15 | 117 | 7.8 |
| 2015-16 | Temi Fagbenle | 18 | 163 | 9.1 |
| 2014-15 | Alexyz Vaiolatama | 16 | 121 | 7.6 |
| | Kaneisha Horn | 18 | 127 | 7.1 |
| 2013-14 | Cassie Harberts | 18 | 140 | 7.8 |
| 2012-13 | Cassie Harberts | 18 | 152 | 8.4 |
| 2011-12 | Christina Marinacci | 18 | 147 | 8.2 |
| 2010-11 | Briana Gilbreath | 18 | 131 | 7.3 |
| 2009-10 | Briana Gilbreath | 18 | 103 | 5.7 |
| 2008-09 | Briana Gilbreath | 18 | 108 | 6.0 |
| 2007-08 | Nadia Parker | 17 | 111 | 6.5 |
| 2006-07 | Eshaya Murphy | 18 | 142 | 7.9 |
| 2005-06 | Eshaya Murphy | 18 | 139 | 7.7 |
| 2004-05 | Eshaya Murphy | 18 | 103 | 5.7 |
| 2003-04 | Ebony Hoffman | 18 | 143 | 7.9 |
| 2002-03 | Ebony Hoffman | 18 | 169 | 9.4 |
| 2001-02 | Ebony Hoffman | 16 | 157 | 9.8 |
| 2000-01 | Ebony Hoffman | 18 | 144 | 8.0 |
| 1999-00 | Tiffany Washington | 17 | 121 | 7.1 |
| 1998-99 | Adrain Williams | 18 | 130 | 7.2 |
| 1997-98 | Adrain Williams | 18 | 130 | 7.2 |
| 1996-97 | Tina Thompson | 18 | 191 | 10.6 |
| 1995-96 | Tina Thompson | 18 | 165 | 9.2 |
| 1994-95 | Tina Thompson | 18 | 185 | 10.3 |
| 1993-94 | Lisa Leslie | 18 | 235 | 13.1 |
| 1992-93 | Lisa Leslie | 18 | 164 | 9.1 |
| 1991-92 | Lisa Leslie | 18 | 156 | 8.7 |
| 1990-91 | Lisa Leslie | 18 | 147 | 8.2 |
| 1989-90 | Rosalind Hodge | 18 | 138 | 7.7 |
| 1988-89 | Cherie Nelson | 16 | 155 | 9.7 |
| 1987-88 | Cherie Nelson | 18 | 206 | 11.4 |
| 1986-87 | Cherie Nelson | 18 | 206 | 11.4 |
| 1985-86 | Cheryl Miller | 8 | 96 | 12.0 |
| 1984-85 | Cheryl Miller | 14 | 202 | 14.4 |
| 1983-84 | Cheryl Miller | 14 | 143 | 10.2 |
| 1982-83 | Cheryl Miller | 14 | 152 | 10.9 |
| 1981-82 | Pam McGee | 12 | 138 | 11.5 |
| 1980-81 | Pam McGee | 12 | 110 | 9.2 |
| 1979-80 | Anna Maria Lopez | 12 | 93 | 7.8 |
| 1978-79 | Anna Maria Lopez | 8 | 79 | 9.9 |
| 1977-78 | Katy Wright | 8 | 76 | 9.5 |
| 1976-77 | Katy Wright | 8 | 75 | 9.4 |




USC WOMEN'S BASKETBALL

1983 NCAA CHAMPIONS • 1984 NCAA CHAMPIONS • 1994 PAC-10 CHAMPIONS • 2014 PAC-12 TOURNAMENT CHAMPIONS

ASSISTS

| Year | Name | Gm. | Ast. | Avg. |
|---------|-------------------|-----|------|------|
| 2022-23 | Destiny Littleton | 31 | 114 | 3.7 |
| 2021-22 | Desiree Caldwell | 27 | 90 | 3.3 |
| 2020-21 | Endyia Rogers | 23 | 99 | 4.3 |
| 2019-20 | Desiree Caldwell | 31 | 96 | 3.1 |
| 2018-19 | Minyon Moore | 28 | 166 | 5.9 |
| 2017-18 | Minyon Moore | 31 | 165 | 5.3 |
| 2016-17 | Minyon Moore | 30 | 119 | 4.0 |
| 2015-16 | Brianna Barrett | 16 | 93 | 5.8 |
| 2014-15 | Jordan Adams | 29 | 111 | 3.8 |
| 2013-14 | Brianna Barrett | 35 | 100 | 2.9 |
| 2012-13 | Brianna Barrett | 31 | 95 | 3.1 |
| 2011-12 | Ashley Corral | 30 | 96 | 3.2 |
| 2010-11 | Ashley Corral | 35 | 129 | 3.7 |
| 2009-10 | Ashley Corral | 31 | 154 | 5.0 |
| 2008-09 | Camille LeNoir | 32 | 126 | 3.9 |
| 2007-08 | Camille LeNoir | 28 | 113 | 4.0 |
| 2006-07 | Jamie Hagiya | 30 | 133 | 4.4 |
| 2005-06 | Camille LeNoir | 31 | 127 | 4.1 |
| 2004-05 | Jamie Hagiya | 31 | 101 | 3.3 |
| 2003-04 | Jamie Hagiya | 28 | 73 | 2.6 |
| 2002-03 | Jessica Cheeks | 22 | 90 | 4.1 |
| 2001-02 | Jessica Cheeks | 30 | 112 | 3.7 |
| 2000-01 | Jessica Cheeks | 27 | 70 | 2.6 |
| 1999-00 | Erica Mashia | 30 | 69 | 2.3 |
| 1998-99 | Tashara Carter | 27 | 48 | 1.8 |
| 1997-98 | Kristin Clark | 27 | 99 | 3.7 |
| 1996-97 | Erica Jackson | 29 | 122 | 4.2 |
| 1995-96 | Erica Mashia | 27 | 87 | 3.2 |
| 1994-95 | Erica Jackson | 28 | 103 | 3.6 |
| 1993-94 | Nicky McCrimmon | 26 | 162 | 6.2 |
| 1992-93 | Nicky McCrimmon | 28 | 119 | 4.3 |
| 1991-92 | Tammy Story | 31 | 110 | 3.5 |
| 1990-91 | Tammy Story | 30 | 132 | 4.4 |
| 1989-90 | Tammy Story | 30 | 92 | 3.4 |
| 1988-89 | Tammy Story | 28 | 88 | 3.1 |
| 1987-88 | Paula Pyers | 30 | 181 | 6.0 |
| 1986-87 | Rhonda Windham | 26 | 174 | 6.6 |
| 1985-86 | Rhonda Windham | 36 | 171 | 4.8 |
| 1984-85 | Rhonda Windham | 28 | 193 | 6.8 |
| 1983-84 | Cheryl Miller | 33 | 120 | 3.6 |
| 1982-83 | Rhonda Windham | 33 | 197 | 5.9 |
| 1981-82 | Thera Smith | 27 | 166 | 6.2 |



TAMMY STORY (1989-92)



CAMILLE LENOIR (2005-09)

ASSISTS (CONFERENCE GAMES)


| Year | Name | Gm. | Ast. | Avg. |
|---------|-------------------|-----|------|------|
| 2022-23 | Destiny Littleton | 18 | 58 | 3.2 |
| 2021-22 | Desiree Caldwell | 17 | 61 | 3.6 |
| 2020-21 | Endyia Rogers | 18 | 73 | 4.1 |
| 2019-20 | Endyia Rogers | 18 | 57 | 3.2 |
| 2018-19 | Minyon Moore | 17 | 99 | 5.8 |
| 2017-18 | Minyon Moore | 18 | 103 | 5.7 |
| 2016-17 | Minyon Moore | 18 | 56 | 3.1 |
| 2015-16 | Courtney Jaco | 18 | 39 | 2.2 |
| 2014-15 | Jordan Adams | 18 | 57 | 3.2 |
| 2013-14 | Brianna Barrett | 18 | 51 | 2.8 |
| 2012-13 | Brianna Barrett | 18 | 68 | 3.8 |
| 2011-12 | Ashley Corral | 18 | 67 | 3.7 |
| 2010-11 | Ashley Corral | 17 | 64 | 3.2 |
| 2009-10 | Ashley Corral | 18 | 83 | 4.6 |
| 2008-09 | Camille LeNoir | 18 | 71 | 3.9 |
| 2007-08 | Camille LeNoir | 17 | 71 | 4.2 |
| 2006-07 | Jamie Hagiya | 18 | 69 | 3.8 |
| 2005-06 | Camille LeNoir | 18 | 72 | 4.0 |
| 2004-05 | Jamie Hagiya | 18 | 65 | 3.6 |
| 2003-04 | Jamie Hagiya | 18 | 47 | 2.6 |
| 2002-03 | Jessica Cheeks | 11 | 58 | 5.3 |
| 2001-02 | Jessica Cheeks | 18 | 70 | 3.9 |
| 2000-01 | Jessica Cheeks | 18 | 54 | 3.0 |
| 1999-00 | Erica Mashia | 18 | 45 | 2.5 |
| 1998-99 | Tashara Carter | 18 | 47 | 2.6 |
| 1997-98 | Kristin Clark | 18 | 67 | 3.7 |
| 1996-97 | Erica Jackson | 18 | 80 | 4.5 |
| 1995-96 | Erica Mashia | 18 | 62 | 3.8 |
| 1994-95 | Erica Jackson | 18 | 51 | 2.8 |
| 1993-94 | Nicky McCrimmon | 14 | 77 | 5.5 |
| 1992-93 | Nicky McCrimmon | 18 | 72 | 4.0 |
| 1991-92 | Tammy Story | 18 | 66 | 3.6 |
| 1990-91 | Tammy Story | 18 | 72 | 4.0 |
| 1989-90 | Tammy Story | 18 | 66 | 3.6 |
| 1988-89 | Tammy Story | 18 | 65 | 3.6 |
| 1987-88 | Paula Pyers | 18 | 103 | 5.7 |
| 1986-87 | Rhonda Windham | 18 | 133 | 7.3 |
| 1985-86 | Rhonda Windham | 8 | 28 | 3.5 |
| 1984-85 | Rhonda Windham | 14 | 102 | 7.2 |
| 1983-84 | Cynthia Cooper | 14 | 73 | 5.2 |
| 1982-83 | Rhonda Windham | 14 | 82 | 5.8 |
| 1981-82 | Thera Smith | 12 | 69 | 5.8 |

USC WOMEN'S BASKETBALL

1983 NCAA CHAMPIONS • 1984 NCAA CHAMPIONS • 1994 PAC-10 CHAMPIONS • 2014 PAC-12 TOURNAMENT CHAMPIONS

STEALS

| Year | Name | Gm. | Stl | Avg. |
|---------|---------------------|-----|-----|------|
| 2022-23 | Kayla Williams | 31 | 48 | 1.6 |
| 2021-22 | Jordan Sanders | 23 | 37 | 1.6 |
| 2020-21 | Jordan Sanders | 20 | 24 | 1.2 |
| 2019-20 | Aliyah Jeune | 25 | 43 | 1.7 |
| 2018-19 | Minyon Moore | 28 | 74 | 2.6 |
| 2017-18 | Minyon Moore | 31 | 89 | 2.9 |
| 2016-17 | Minyon Moore | 30 | 58 | 1.9 |
| 2015-16 | Temi Fagbenle | 32 | 56 | 1.8 |
| 2014-15 | Brianna Barrett | 30 | 60 | 2.0 |
| 2013-14 | Alexyz Vaoletama | 35 | 63 | 1.8 |
| 2012-13 | Brianna Barrett | 31 | 51 | 1.6 |
| 2011-12 | Christina Marinacci | 29 | 43 | 1.5 |
| 2010-11 | Briana Gilbreath | 37 | 91 | 2.5 |
| 2009-10 | Briana Gilbreath | 31 | 56 | 1.8 |
| 2008-09 | Briana Gilbreath | 32 | 52 | 1.6 |
| 2007-08 | Camille LeNoir | 28 | 55 | 2.0 |
| 2006-07 | Eshaya Murphy | 30 | 62 | 2.1 |
| 2005-06 | Eshaya Murphy | 31 | 75 | 2.4 |
| 2004-05 | Eshaya Murphy | 31 | 54 | 1.7 |
| 2003-04 | Rometra Craig | 28 | 60 | 2.1 |
| 2002-03 | Ebony Hoffman | 31 | 78 | 2.5 |
| 2001-02 | Ebony Hoffman | 28 | 68 | 2.4 |
| 2000-01 | Jessica Cheeks | 27 | 48 | 1.8 |
| 1999-00 | Tashara Carter | 30 | 49 | 1.6 |
| 1998-99 | Tashara Carter | 27 | 54 | 2.0 |
| 1997-98 | Kristin Clark | 27 | 77 | 2.9 |
| 1996-97 | Kristin Clark | 29 | 78 | 2.7 |
| 1995-96 | Tina Thompson | 27 | 37 | 1.4 |
| 1994-95 | Audrey Gomez | 27 | 59 | 2.2 |
| 1993-94 | Lisa Leslie | 30 | 69 | 2.3 |
| 1992-93 | Lisa Leslie | 29 | 60 | 2.1 |
| 1991-92 | Tammy Story | 31 | 65 | 2.1 |
| 1990-91 | Tammy Story | 30 | 96 | 3.2 |
| 1989-90 | Tammy Story | 27 | 91 | 3.4 |
| 1988-89 | Tammy Story | 28 | 57 | 2.0 |
| 1987-88 | Paula Pyers | 30 | 84 | 2.8 |
| 1986-87 | Karon Howell | 30 | 64 | 2.1 |
| 1985-86 | Cheryl Miller | 32 | 127 | 3.9 |
| 1984-85 | Cheryl Miller | 30 | 116 | 3.8 |
| 1983-84 | Cheryl Miller | 33 | 104 | 3.2 |
| 1982-83 | Cheryl Miller | 33 | 115 | 3.5 |
| 1981-82 | Thera Smith | 27 | 90 | 3.3 |



ERICA JACKSON (1994-97)



COURTNEY JACO (2014-17)

STEALS (CONFERENCE GAMES)

| Year | Name | Gm. | Stl | Avg. |
|---------|---------------------|-----|-----|------|
| 2022-23 | Rayah Marshall | 17 | 19 | 1.1 |
| | Destiny Littleton | 18 | 19 | 1.1 |
| | Kadi Sissoko | 16 | 17 | 1.2 |
| 2021-22 | Rayah Marshall | 17 | 20 | 1.2 |
| 2020-21 | Angel Jackson | 16 | 16 | 1.0 |
| 2019-20 | Kayla Overbeck | 18 | 31 | 1.7 |
| 2018-19 | Minyon Moore | 17 | 43 | 2.5 |
| 2017-18 | Minyon Moore | 18 | 54 | 3.0 |
| 2016-17 | Courtney Jaco | 18 | 28 | 1.6 |
| 2015-16 | Temi Fagbenle | 18 | 33 | 1.8 |
| 2014-15 | Brianna Barrett | 18 | 29 | 1.6 |
| 2013-14 | Alexyz Vaoletama | 18 | 40 | 2.2 |
| 2012-13 | Brianna Barrett | 18 | 35 | 1.9 |
| 2011-12 | Christina Marinacci | 18 | 28 | 1.6 |
| 2010-11 | Briana Gilbreath | 18 | 47 | 2.6 |
| 2009-10 | Briana Gilbreath | 18 | 37 | 2.1 |
| 2008-09 | Briana Gilbreath | 18 | 37 | 2.1 |
| 2007-08 | Camille LeNoir | 17 | 31 | 1.8 |
| 2006-07 | Eshaya Murphy | 18 | 35 | 1.9 |
| 2005-06 | Eshaya Murphy | 18 | 42 | 2.3 |
| 2004-05 | Eshaya Murphy | 18 | 31 | 1.7 |
| 2003-04 | Rometra Craig | 18 | 39 | 2.2 |
| 2002-03 | Ebony Hoffman | 18 | 42 | 2.3 |
| 2001-02 | Jessica Cheeks | 18 | 47 | 2.6 |
| 2000-01 | Tashara Carter | 18 | 32 | 1.8 |
| 1999-00 | Tashara Carter | 18 | 35 | 1.9 |
| 1998-99 | Kristin Clark | 18 | 47 | 2.6 |
| 1997-98 | Kristin Clark | 18 | 47 | 2.6 |
| 1996-97 | Kristin Clark | 18 | 51 | 2.8 |
| 1995-96 | Tina Thompson | 18 | 27 | 1.5 |
| 1994-95 | Audrey Gomez | 17 | 36 | 2.1 |
| 1993-94 | Nicky McCrimmon | 18 | 42 | 2.3 |
| 1992-93 | Lisa Leslie | 18 | 30 | 1.7 |
| 191-92 | Tammy Story | 18 | 40 | 2.2 |
| 1990-91 | Tammy Story | 18 | 55 | 3.1 |
| 1989-90 | Tammy Story | 18 | 63 | 3.5 |
| 1988-89 | Tammy Story | 18 | 42 | 2.3 |
| 1987-88 | Karon Howell | 18 | 49 | 2.7 |
| 1986-87 | Karon Howell | 18 | 41 | 2.3 |
| 1985-86 | Cheryl Miller | 8 | 39 | 4.9 |
| 1984-85 | Cheryl Miller | 14 | 61 | 4.3 |
| 1983-84 | Cheryl Miller | 14 | 42 | 3.0 |
| 1982-83 | Cheryl Miller | 14 | 41 | 2.9 |
| 1981-82 | Thera Smith | 12 | 37 | 3.1 |

ANNUAL LEADERS



In Loving Memory of
Audrey Gomez
1973-2001

USC Women's Basketball
1995-1996

AUDREY GOMEZ '96: Following graduation she worked as a youth counselor at the Price Family Campus of Girls and Boys Town in Los Angeles.



USC WOMEN'S BASKETBALL

1983 NCAA CHAMPIONS • 1984 NCAA CHAMPIONS • 1994 PAC-10 CHAMPIONS • 2014 PAC-12 TOURNAMENT CHAMPIONS



USC VS. UCLA
FEB. 10, 2007
GALEN CENTER SELLOUT CROWD
USC & PAC-10 RECORD

TOP SINGLE GAME HOME CROWDS

| | Date | Opponent | Location | Crowd |
|-----|----------------|------------------|--------------|-------|
| 1. | Feb. 10, 2007 | UCLA | Galen Center | 9,749 |
| 2. | Feb. 2, 2009 | UCLA | Galen Center | 8,722 |
| 2. | Jan. 21, 2006 | UCLA | Sports Arena | 8,667 |
| 3. | Dec. 28, 1982 | Rutgers | Sports Arena | 8,641 |
| 4. | Jan. 19, 2008 | UCLA | Galen Center | 8,545 |
| 5. | Jan. 26, 1985 | Louisiana Tech | Sports Arena | 7,538 |
| 6. | Feb. 6, 1981 | UCLA | Sports Arena | 7,000 |
| | Jan. 9, 1982 | Old Dominion | Sports Arena | |
| | Feb. 16, 1985 | Long Beach State | Sports Arena | |
| 9. | Dec. 29, 1982 | Old Dominion | Sports Arena | 6,641 |
| 10. | Dec. 7, 2003 | Connecticut | Sports Arena | 6,172 |
| 11. | Feb. 22, 1986 | Long Beach State | Sports Arena | 5,696 |
| 12. | Nov. 10, 2006 | Long Beach State | Galen Center | 5,617 |
| 13. | Feb. 1, 1985 | Arizona State | Sports Arena | 5,500 |
| 14. | Feb. 26, 2005 | UCLA | Sports Arena | 5,222 |
| 15. | Dec. 15, 1983 | Georgia | Sports Arena | 5,200 |
| 16. | March 24, 1984 | Long Beach State | Sports Arena | 5,160 |
| 17. | Feb. 26, 1983 | San Diego State | Sports Arena | 5,127 |
| 18. | Jan. 17, 2010 | UCLA | Galen Center | 4,839 |
| 19. | Feb. 19, 1983 | Long Beach State | Sports Arena | 4,708 |
| 20. | March 7, 1985 | UCLA | Sports Arena | 4,700 |
| 21. | Dec. 29, 1984 | Texas | Sports Arena | 4,638 |
| 22. | Dec. 23, 1983 | Ohio State | Sports Arena | 4,600 |
| 23. | Feb. 8, 2003 | UCLA | Sports Arena | 4,354 |
| 24. | Feb. 8, 2014 | UCLA | Galen Center | 4,254 |
| 25. | March 1, 2020 | Colorado | Galen Center | 4,227 |
| 26. | Jan. 31, 2004 | Oregon | Sports Arena | 4,078 |
| 27. | Jan. 19, 2002 | Arizona State | Sports Arena | 3,808 |
| 28. | Feb. 16, 1983 | UCLA | Sports Arena | 3,745 |
| 29. | March 22, 1984 | Montana | Sports Arena | 3,718 |
| 30. | Feb. 4, 1984 | Long Beach State | Sports Arena | 3,563 |
| 31. | Feb. 28, 2016 | Arizona | Galen Center | 3,433 |
| 32. | Dec. 14, 2002 | Tennessee | The GW Forum | 3,322 |
| 33. | Jan. 27, 2013 | Arizona | Galen Center | 3,227 |
| 34. | Feb. 9, 2002 | UCLA | Sports Arena | 3,217 |
| 35. | Dec. 8, 1983 | Tennessee | Sports Arena | 3,200 |
| 36. | March 6, 1982 | UCLA | Sports Arena | 3,122 |
| 37. | Jan. 12, 1980 | Old Dominion | Sports Arena | 3,120 |
| 38. | Dec. 15, 2022 | UCLA | Galen Center | 3,109 |
| 39. | Feb. 5, 2005 | Washington | Sports Arena | 3,092 |
| 40. | Nov. 26, 2004 | Notre Dame | Sports Arena | 3,085 |

TOP SINGLE GAME HOME CROWDS AT USC LYON CENTER

1. Jan. 29, 2006 Stanford 1,618
2. Feb. 4, 1994 UCLA 1,609
3. Feb. 22, 1997 UCLA 1,417
4. Jan. 20, 2001 Arizona State 1,410
5. March 8, 1991 UCLA 1,296

TOP SINGLE GAME HOME CROWDS AT NORTH GYM

1. Feb. 12, 1983 Arizona State 1,443
2. March 5, 1988 Stanford 1,206
3. March 10, 1985 Stanford 1,200
3. Feb. 11, 1983 Arizona 1,200
5. March 7, 1987 Washington State 817



ATTENDANCE RECORDS

USC WOMEN'S BASKETBALL

1983 NCAA CHAMPIONS • 1984 NCAA CHAMPIONS • 1994 PAC-10 CHAMPIONS • 2014 PAC-12 TOURNAMENT CHAMPIONS

COACHES YEAR-BY-YEAR

| Year | Head Coach | Conf. | Pct. | Place | Conf. Tourn. [Seed] | Finish | Overall | Pct. | Postseason (Record) |
|-------------------------|---------------------|----------------|-------------|-------|----------------------------|--------|----------------|-------------|-----------------------------------|
| 1976-77 | Marci Cantrell | 1-7 | .125 | -- | | | 5-16 | .238 | — |
| 1977-78 | Linda Sharp | 3-5 | .600 | 4th | | | 11-13 | .458 | — |
| 1978-79 | Linda Sharp | 4-4 | .500 | 3rd | | | 21-10 | .679 | WIAW Region 8 (1-2) |
| 1979-80 | Linda Sharp | 9-3 | .750 | 2nd | | | 22-12 | .647 | AIW Regionals (0-2) |
| 1980-81 | Linda Sharp | 9-3 | .750 | 2nd | | | 26-8 | .765 | AIW Final Four, 4th place (5-2) |
| 1981-82 | Linda Sharp | 9-3 | .750 | 2nd | | | 23-4 | .851 | NCAA Regional Final (2-1) |
| 1982-83 | Linda Sharp | 13-1 | .929 | 1st | | | 31-2 | .939 | NCAA CHAMPION (5-0) |
| 1983-84 | Linda Sharp | 13-1 | .929 | t1st | | | 29-4 | .879 | NCAA CHAMPION (5-0) |
| 1984-85 | Linda Sharp | 10-4 | .714 | t2nd | | | 21-9 | .700 | NCAA Regionals (1-1) |
| 1985-86 | Linda Sharp | 8-0 | 1.000 | 1st | | | 31-5 | .861 | NCAA Final Four, 2nd place (4-1) |
| 1986-87 | Linda Sharp | 15-3 | .833 | 1st | | | 22-8 | .733 | NCAA Regionals (1-1) |
| 1987-88 | Linda Sharp | 15-3 | .833 | 2nd | | | 22-8 | .733 | NCAA Regionals (1-1) |
| 1988-89 | Linda Sharp | 8-10 | .444 | t4th | | | 12-16 | .429 | — |
| 1989-90 | Marianne Stanley | 6-12 | .333 | 7th | | | 8-19 | .296 | — |
| 1990-91 | Marianne Stanley | 11-7 | .611 | 3rd | | | 18-12 | .600 | NCAA Second Round (1-1) |
| 1991-92 | Marianne Stanley | 14-4 | .778 | 2nd | | | 23-8 | .742 | NCAA Regional Final (2-1) |
| 1992-93 | Marianne Stanley | 14-4 | .778 | 2nd | | | 22-7 | .759 | NCAA Regionals (1-1) |
| 1993-94 | Cheryl Miller | 16-2 | .889 | 1st | | | 26-4 | .867 | NCAA Midwest Regional Final (3-1) |
| 1994-95 | Cheryl Miller | 10-8 | .556 | 5th | | | 18-10 | .643 | NCAA First Round (0-1) |
| 1995-96 | Fred Williams | 8-10 | .444 | t6th | | | 13-14 | .481 | — |
| 1996-97 | Fred Williams | 13-5 | .722 | 3rd | | | 20-9 | .690 | NCAA Second Round (1-1) |
| 1997-98 | Chris Gobrecht | 7-11 | .389 | 6th | | | 12-15 | .444 | — |
| 1998-99 | Chris Gobrecht | 3-15 | .167 | t9th | | | 7-20 | .259 | — |
| 1999-00 | Chris Gobrecht | 10-8 | .556 | 5th | | | 16-14 | .533 | WNIT Second Round (1-1) |
| 2000-01 | Chris Gobrecht | 8-10 | .444 | t6th | | | 13-15 | .897 | — |
| 2001-02 | Chris Gobrecht | 11-7 | .611 | t4th | [4] Pac-10 Quarterfinals | | 16-14 | .533 | WNIT Second Round (1-1) |
| 2002-03 | Chris Gobrecht | 8-10 | .444 | t5th | [7] Pac-10 Quarterfinals | | 14-17 | .452 | — |
| 2003-04 | Chris Gobrecht | 11-7 | .611 | t3rd | [3] Pac-10 Quarterfinals | | 15-13 | .536 | — |
| 2004-05 | Mark Trakh | 12-6 | .667 | t2nd | [4] Pac-10 Semifinals | | 20-11 | .645 | NCAA Second Round (1-1) |
| 2005-06 | Mark Trakh | 11-7 | .611 | t4th | [5] Pac-10 Semifinals | | 19-12 | .613 | NCAA Second Round (1-1) |
| 2006-07 | Mark Trakh | 10-8 | .556 | 5th | [5] Pac-10 Semifinals | | 17-13 | .567 | — |
| 2007-08 | Mark Trakh | 10-8 | .556 | 4th | [4] Pac-10 Quarterfinals | | 17-13 | .567 | — |
| 2008-09 | Mark Trakh | 9-9 | .500 | t4th | [6] Pac-10 Final | | 17-15 | .531 | — |
| 2009-10 | Michael Cooper | 12-6 | .667 | 3rd | [3] Pac-10 Semifinals | | 19-12 | .613 | — |
| 2010-11 | Michael Cooper | 10-8 | .556 | 4th | [5] Pac-10 Quarterfinals | | 24-13 | .648 | WNIT Finalist (5-1) |
| 2011-12 | Michael Cooper | 12-6 | .667 | 3rd | [3] Pac-12 Quarterfinals | | 18-12 | .600 | — |
| 2012-13 | Michael Cooper | 7-11 | .389 | 7th | [7] Pac-12 Quarterfinals | | 11-20 | .355 | — |
| 2013-14 | Cynthia Cooper-Dyke | 11-7 | .611 | t4th | [5] PAC-12 CHAMPION | | 22-13 | .628 | NCAA First Round (0-1) |
| 2014-15 | Cynthia Cooper-Dyke | 7-11 | .389 | t7th | [8] Pac-12 First Round | | 15-15 | .500 | — |
| 2015-16 | Cynthia Cooper-Dyke | 6-12 | .333 | 8th | [8] Pac-12 Quarterfinals | | 19-13 | .594 | — |
| 2016-17 | Cynthia Cooper-Dyke | 5-13 | .278 | t-9th | [9] Pac-12 First Round | | 14-16 | .467 | — |
| 2017-18 | Mark Trakh | 9-9 | .500 | 7th | [7] Pac-12 Quarterfinals | | 20-11 | .645 | — |
| 2018-19 | Mark Trakh | 7-11 | .389 | 9th | [9] Pac-12 First Round | | 17-13 | .567 | — |
| 2019-20 | Mark Trakh | 8-10 | .444 | 7th | [7] Pac-12 Quarterfinals | | 17-14 | .548 | Postseason Cancelled |
| 2020-21 | Mark Trakh | 8-10 | .444 | 8th | [8] Pac-12 Quarterfinals | | 11-12 | .478 | — |
| 2021-22 | Lindsay Gottlieb | 5-12 | .294 | 10th | [10] Pac-12 First Round | | 12-16 | .429 | — |
| 2022-23 | Lindsay Gottlieb | 11-7 | .611 | t-4th | [6] Pac-12 First Round | | 21-10 | .677 | NCAA First Round (0-1) |
| All-Time Records | | 437-338 | .564 | | | | 847-560 | .602 | 2 NCAA Championships |

ALL-TIME COACHING COMPARISONS

| Coach | Years | Total Seasons | Overall W-L | Pct. | Conference W-L | Pct. |
|---------------------|----------------|---------------|-------------|------|----------------|--------|
| Lindsay Gottlieb | 2022-present | 2 | 33-26 | .559 | 16-19 | .45794 |
| Mark Trakh | 2004-09; 18-21 | 9 | 155-114 | .576 | 84-78 | .519 |
| Cynthia Cooper-Dyke | 2013-17 | 4 | 70-57 | .551 | 29-43 | .403 |
| Michael Cooper | 2009-2013 | 4 | 72-57 | .558 | 41-31 | .569 |
| Chris Gobrecht | 1997-2004 | 7 | 93-108 | .463 | 58-68 | .460 |
| Fred Williams | 1995-97 | 2 | 33-23 | .589 | 21-15 | .583 |
| Cheryl Miller | 1993-95 | 2 | 44-14 | .759 | 26-10 | .722 |
| Marianne Stanley | 1989-93 | 4 | 71-46 | .607 | 45-27 | .625 |
| Linda Sharp | 1977-89 | 12 | 271-99 | .732 | 116-40 | .744 |
| Marci Cantrell | 1976-77 | 1 | 5-16 | .258 | 1-7 | .125 |

COACHING RECORDS



MARCI CANTRELL



LINDA SHARP



MARIANNE STANLEY



CHRIS GOBRECHT



FRED WILLIAMS



CHERYL MILLER



MARK TRAKH



MICHAEL COOPER



CYNTHIA COOPER



LINDSAY GOTTLIEB

USC WOMEN'S BASKETBALL

1983 NCAA CHAMPIONS • 1984 NCAA CHAMPIONS • 1994 PAC-10 CHAMPIONS • 2014 PAC-12 TOURNAMENT CHAMPIONS

A

Aaron, Shalexus2019-20-21
 Abejón, Candela.....2016-17-18
 Adams, Jordan.....2013-14-15-16-17-18
 Adams, Tracy.....1991-92-93-94
 Adika, Okako.....2023
Akunwafo, Clarice.....2022-23
 Albrizzio, Alessandra.....2003
 Alexander, Ryane.....2001-02
 Alkek, Amy.....1984-85
 Alofaituli, Kiki.....2013-14-15
 Anton, Jody.....1993-94-95-96
 Archer, Jillian.....2019
 Atwater, Tracy.....1993-94

B

Balabuch, Linda.....1974-75
 Barr, Ann.....1974-75
 Barrett, Brianna.....2013-14-15-16
 Benton, Marianne.....1970-71
 Berberet, Nicole.....2007-08-09
Bigby, Taylor.....2023
 Bolduc, Robin.....1974-75
 Bolger, Dorothy.....1975-76-77
 Bond, JaMaia.....1983-84-85-86
 Bradley, Desirée.....2011-12-13-14
 Brown, Len'Nique.....2011
 Brown, Wendy.....1985-87-88
 Bruce, Brenda.....1975-76-77-78
 Burrows, Debbie.....1979-80-81-82
 Burt, Mary Ellen.....1979-80-81-82
 Butler, Chyanne.....2015

C

Caldwell, Desiree.....2019-20-21-22
 Calhoun, Jeanna.....2013-14
 Calvert, McKenzie.....2015
 Calvert, Sherry.....1970-71-72
 Cameron, Brynn.....2005-06-08-09
 Campbell, Madison.....2020-21-22-23
 Campbell, Michelle.....1994-95-96-97
 Carter, Donna.....1984-85
 Carter, Tashara.....1998-99-00-01
 Cheeks, Jessica.....2001-02-03-04
 Circle, Jenny.....1996
 Clark, Kim.....1997-98
 Clark, Kristin.....1996-97-98-99
 Clark, Star.....1978-79
 Conrad, Ashley.....2002
 Cooper, Cynthia.....1982-83-84-86
 Copp, Aimee.....1999
 Corral, Ashley.....2009-10-11-12
 Craig, Rometra.....2003-04



ROSALIND HODGE (1989-90)

Crook, Ariya.....2012-13-14
 Crosby, D'Yann.....1987-88
 Cruz, Marianella.....1988

D

Davis, Jazlyn.....2005
 Detras, Marie.....1971-72
 Dominguez, Diane.....1974-75
 Donester, Leslie.....2002
 Doyle, Kathy.....1980-81-82-83
 Doumbia, Rokia.....2023
 Dunbar, Jennifer.....1988-89-90
 Dunham, Hailey.....2007-08-09-10

E


Easterly, Joni.....1990-91-92-93
 Edelman, Drew.....2014-15
 Edwards, Sadie.....2016-17-18
 Effa, Marguerite.....2016-17-18
 Elizalde, Linda.....1971-72
 Elmore, Tiffany.....1999-00-01-02
 Evero, Reva.....2003

F

Fagbenle, Temi.....2016
 Fletcher, Yolanda.....1982-83-84-85
 Ford, Holly.....1985-86-87-88
 Franco, Michelle.....2008-09-10-11
 Funn, Jamie.....2004-05-06-07

G

Gailpeau, Jean.....1970-71-72
 Galloway, Kyerstin.....2019
 Garcia, Julie.....1989-91-92
 Gaytan, Bolivia.....1989
 Geiger, Chris.....1974-75-76
 Gemelos, Jacki.....2010-11-12
 Gessig, Kim.....1990-91-92-93
 Gibbs, Destinie.....2013-14
 Gilbreath, Briana.....2009-10-11-12
 Gilbreath, Stefanie.....2011-12
 Gipson, Kim.....2002-03-04
 Gnekow, Meghan.....2003-04-05-06
 Golay, Danielle.....2000
 Gomez, Audrey.....1995
 Grant, Tennille.....2000-01



KIM GESSIG (1990-93)



CARMEN KRAUSE (1999-2002)

Green, Julie.....1976-77-78
 Griffith, Karen.....1978-79

H

Hagiya, Jamie.....2004-05-06-07
 Hammond, Kathy.....1978-79-80-81
 Hammond, Tammy.....1988-89-90
 Harberts, Cassie.....2011-12-13-14
 Hayes, Tameesha.....1990-91-92
 Haynes, Kathy.....1978-79
 Henderson, Kate.....2004-08
 Hicks, Tiffany.....2003-04
 Higgins, Valerie.....2017
 Hill, Kelly.....1977-78-79-80
 Hirn, Liz.....1985-86-87-88
 Hoddapp, Barbara.....1970-71
 Hodge, Rosalind.....1989-90
 Hoffman, Ebony.....2001-02-03-04
 Hollans, Aisha.....2001-02-03
 Holley, Karne.....1970-71
 Horn, Kaneisha.....2014-15
 Houser, Whitney.....1998-99
 Houston, Lisa.....1987
 Howell, Karon.....1986-87-88-89
 Huff, Terri.....1979-80-81-82
 Hughes, Aarika.....2007-08-09-10
 Hunter, Angela.....1974-75-76

J

Jackson, Angel.....2020-21-22
 Jackson, Erica.....1994-95-96-97
 Jacobson, Janet.....1987
 Jaco, Courtney.....2014-15-16-17
 Jakubcova, Ivana.....2017
 Jaskowiak, Allison.....2004-05-06-07-08
 Jeffery, Rashida.....1993-95-96-97
 Jelks, Simone.....2005-06-07-08
 Jordyn Jenkins.....2021-22
 Jenkins, Michelle.....2009-10-11
 Jepsen, Lori.....1975-76-77
 Jeune, Aliyah.....2020
 Jones, Asiah.....2017-19
 Jordan, Kristen.....1970-71

K

Kartz, Shannon.....1995-96-98
 Keenan, Molly.....1990-91
 Kemiji-McDonald, Maria.....2014
 Kennedy, Linda.....1989-90-91-92
 Kerr, Chloé.....2004-05-06-07
 Kimura, Phillas.....1970-71
 Kozai, Karen.....1976-77
 Kovac, Janet.....1971-72
 Krause, Carmen.....1999-00-01-02

ALL-TIME LETTERWINNERS

USC WOMEN'S BASKETBALL

1983 NCAA CHAMPIONS • 1984 NCAA CHAMPIONS • 1994 PAC-10 CHAMPIONS • 2014 PAC-12 TOURNAMENT CHAMPIONS



MONICA LAMB (1987)

- L**
- Lamb, Monica..... 1987
 - LaPlante, Kari..... 2008-09-10-11
 - Lea, Markisha..... 2004-05-06-08
 - LeNoir, Camille..... 2005-06-08-09
 - Leslie, Lisa..... 1991-92-93-94
 - Lewis, Robyn..... 1997
 - Littleton, Destiny..... 2023
 - Lloyd, Alexis..... 2015-16-17
 - Longo, Tracy..... 1982-83-84-85
 - Lopez, Anna Maria..... 1978-79-80
 - Love, Koi..... 2023
 - Ludwig, Liz..... 1977-78-79-80

- M**
- Marinacci, Christina..... 2010-11-12-13
 - Marshall, Rayah**..... 2022-23
 - Martin, Sheryl..... 1979-80
 - Mashia, Erica..... 1996-2000
 - Mazyck, Aliyah..... 2016-17-18-19
 - McCrimmon, Nicky..... 1993-94
 - McFaddan, Niki..... 1970-71
 - McGee, Pam..... 1981-82-83-84
 - McGee, Paula..... 1981-82-83-84
 - McMahon, Carolyn..... 1970-71
 - Medlock, Morghan..... 2007-08
 - Meldrum, Robin..... 1974-75
 - Melton, Ann..... 1970-71
 - Milicic, Danijela..... 2017-18-19
 - Miller, Cheryl..... 1983-84-85-86
 - Miller, Kiyoko..... 1997-98-99
 - Mitchell, Portia..... 2001-02
 - Miura, Alyson..... 2020-21-22-23
 - Moore, Mariya..... 2019
 - Moore, Minyon..... 2017-18-19
 - Morgan, Julie..... 1975-76
 - Mulin, Gertrude..... 1970-71
 - Murphy, Eshaya..... 2004-05-06-07
 - Murry, Sandra..... 1980-81

- N**
- Nelson, Cherie..... 1986-87-88-89
 - Neville, Chris..... 1970-71-72
 - Norwood, Camille..... 1999-00-01

- O**
- Okonkwo, Amy..... 2015
 - Oliver, Amaya..... 2021-22
 - Oliver, Heather..... 2008-09-10
 - Oliver, Kate..... 2013-14
 - Otto, India**..... 2020-21-22-23
 - Overbeck, Kayla..... 2019-20

- P**
- Parker, Nadia..... 2006-07-08-09
 - Parriott, Jodi..... 1996-97
 - Pate, Sheryl..... 1974-75
 - Peckingham, Ann..... 1970-71
 - Pepin, Glenda..... 1974-75
 - Perkins, Bella..... 2022-23
 - Peters, Sue..... 1992-93
 - Pili, Alissa..... 2020-21-22
 - Pillich, Jennifer..... 1993
 - Pitzer, Timi..... 1981-82-83
 - Polk, Antoinette..... 1997-99
 - Porter, Shanika..... 1994-95
 - Pyers, Paula..... 1985-86-87-88



KATY WRIGHT (1976-79)

- R**
- Ratherarm, Joyce..... 1977-78
 - Reed, Tera..... 2022
 - Roark, Daniela..... 2009-10
 - Robinson, Juliette..... 1981-82-83-84
 - Rogers, Endyia..... 2020-21

- S**
- Sanders, Jordan..... 2021-22
 - Santino, Michelle..... 1988-89-90
 - Scott, Dominique..... 2012
 - Seabrook, Robin..... 1989
 - Sera, LeeAnne..... 1982-83-84
 - Sherwood, Shontel..... 1981-82-83
 - Shields, Karleen..... 1994-95
 - Shriver, Chris..... 1970-71-72
 - Simley, Joyce..... 1976-77-78
 - Simon, Kristen..... 2015-16-17-18
 - Sinn, Stephanie..... 1975-76-77-78
 - Sissoko, Kadi..... 2023
 - Smith, Ayeshia..... 2000
 - Smith, Jade..... 2010-11
 - Smith, Thera..... 1979-80-81-82
 - Smith-Hams, Lauren..... 2000-01-02
 - Sneed, Adria..... 1998-99
 - Southall, Thaddesia..... 2012
 - Stander, Cathy..... 1974-75
 - Stonestreet, Sue..... 1974-75
 - Story, Tammy..... 1989-90-91-92
 - Strickland, Teresa..... 1988-89-91

- T**
- Taito, Khaedin..... 2016
 - Tapley, Ja'Tavia..... 2017-18-19
 - Thomas, Cyndie..... 1985
 - Thompson, Tina..... 1994-95-96-97
 - Tinner, Zayla..... 2021
 - Totten, Rachel..... 2013-14
 - Travers, Kristen..... 2006-07
 - Tyson, Jody..... 1974-75


- V**
- Vaiioletama, Alexyz..... 2012-13-14-15
 - Van Puyvelde, Donna..... 1975-76-77-78
 - Vivas, Lindy..... 1976
 - Vivas, Sandy..... 1977-78

- W**
- Walker, Muriel..... 1970-71
 - Wallace, Cheyanne..... 2019
 - Ward, Melissa..... 1983-84-85-86
 - Washington, Tiffany..... 1997-98-99-2000
 - Watts, Stephanie..... 2020
 - White, Kyra..... 2020-21-22
 - Whitlow, Rachel..... 1998
 - Widding, Lisa..... 1978-79-80-81
 - Wiggins, Cyndy..... 1974-75
 - Wilkes, Lucy..... 1970-71
 - Williams, Adrain..... 1996-97-98-99
 - Williams, Kayla**..... 2023
 - Windham, Rhonda..... 1983-85-86-87
 - Woods, Denise..... 2000-01
 - Woods, Jualeah..... 1991-92-93-94
 - Woodward, Rachel..... 2002-03-04
 - Wright, Kalen..... 1985-86-87-88
 - Wright, Katy..... 1976-77-78-79

- Y**
- Yamasaki, Celia..... 1971-72
 - Yamasaki, Lisa..... 2007
 - Young, Erin..... 2000-01-02-03

- Z**
- Zackery, Reba..... 1970-71-72

* Date denotes spring year of season.



JUALEAH WOODS (1991-1994)

ALL-TIME LETTERWINNERS

USC WOMEN'S BASKETBALL

1983 NCAA CHAMPIONS • 1984 NCAA CHAMPIONS • 1994 PAC-10 CHAMPIONS • 2014 PAC-12 TOURNAMENT CHAMPIONS

0

Love, Koi 2023
Aaron, Shalexus 2019-20

00

Marinacci, Christina 2010-11-12-13
Franco, Michelle 2008-09

1

Bigby, Taylor 2023
Overbeck, Kayla 2019-20
Adams, Jordan 2013-14-15-16-17-18
LeNoir, Camille 2005-06-08-09

2

Otto, India 2020-21-22-23
Jakubcova, Ivana 2017
Taito, Khaedin 2016
Calhoun, Deanna 2013-14
Berberet, Nicole 2008-09
Hagiya, Jamie 2004-05-06-07

3

Reed, Tera 2022
Moore, Minyon 2017-18-19
Butler, Chyanne 2015
Bradley, Desiree 2011-12-13-14
Dunham, Hailey 2007-08-09-10
Craig, Rometra 2003-04
Elmore, Tiffany 1999-00-01-02

4

Williams, Kayla 2023
Rogers, Endyia 2020-21
Moore, Mariya 2019
Kemiji-McDonald, Maria 2014
Franco, Michelle 2010-11
Jelks, Simone 2005-06-07-08
Evero, Reva 2003
Lewis, Robyn 1997
Hayes, Tameesha 1990-91-92

5

Sanders, Jordan 2021-22
Watts, Stephanie 2020
Tapley, Ja' Tavia 2017-18-19
Calvert, McKenzie 2015
Totten, Rachel 2013-14
Lea, Markisha 2008
Gnekow, Meghan 2003-04-05-06
Conrad, Ashley 2002
Norwood, Camille 1999-00-01
Jackson, Erica 1994-95-96-97
Keenan, Molly 1990-91

10

Oliver, Amaya 2021-22
Wallace, Cheyanne 2019
Jaco, Courtney 2015-16-17
Oliver, Kate 2013-14
Oliver, Heather 2008-09-10
Cheeks, Jessica 2001-02-03-04
Clark, Kim 1997-98
McCrimmon, Nicky 1993-94
Howell, Karen 1986-87-88-89
Fletcher, Yolanda 1982-83-84-85

Hammond, Kathy 1978-79-80-81

11

Littleton, Destiny 2023
Jeune, Aliyah 2020
Harberts, Cassie 2011-12-13-14
Cameron, Brynn 2005-06-08-09
Mashia, Erica 1996-00
Santino, Michelle 1988-89-90
McGee, Paula 1981-82-83-84
Griffith, Karen 1978-79

12

Perkins, Bella 2022-23
Jaco, Courtney 2014
Smith, Jade 2010-11
Travers, Kristen 2006-07
Donester, Leslie 2002
Smith, Ayesha 2000
Atwater, Tracy 1993-94
Wright, Kalen 1985-86-87-88
Sherwood, Shontel 1981-82-83
Haynes, Kathy 1978-79

13

Marshall, Rayah 2022-23
Effa, Marguerite 2016-17-18-19
Horn, Kaneisha 2014-15
LaPlante, Kari 2008-09-10-11
Woods, Denise 2000-01
Gaytan, Bolivia 1989
Pyers, Paula 1985-86-87-88
Ludwig, Liz 1977-78-79-80
Hunter, Angela 1974-75-76

14

Archer, Jillian 2019
Edwards, Sadie 2016-17-18
Crook, Ariya 2012-13-14
Brown, Len'Nique 2011
Murphy, Eshaya 2004-05-06-07
Krause, Carmen 1999-00-01-02
Thompson, Tina 1994-95-96-97
Kennedy, Linda 1989-90-91-92
Carter, Donna 1984-85
Doyle, Kathy 1980-81-82-83

15

Jackson, Angel 2020-21-22
Gilbreath, Briana 2009-10-11-12
Lea, Markisha 2004-05-06
Smith-Hams, Lauren 2000-01-02
Polk, Antoinette 1997-99
Strickland, Teresa 1988-89-91
Houston, Lisa 1987
Smith, Thera 1979-80-81-82

20

Gilbreath, Stefanie 2011-12
Berberet, Nicole 2007
Albrizzio, Alessandra 2003
Grant, Tennille 2000-01
Miller, Kiyoko 1997-98-99
Garcia, Julie 1989-91-92
Brown, Wendy 1985-87-88
Sera, LeeAnne 1982-83-84
Burt, Mary Ellen 1979-80-81-82

21

Mazyck, Aliyah 2016-17-18-19
Vaiioletama, Alexyz 2012-13-14-15
Hughes, Aarika 2007-08-09-10
Young, Erin 2000-01-02-03
Whitlow, Rachel 1998
Circle, Jenny 1996
Peters, Sue 1992-93
Windham, Rhonda 1983-85-86-87
Kozai, Karen 1976-77

22


White, Kyra 2020-21-22
Galloway, Kyerstin 2019
Higgins, Valerie 2017
Gibbs, Destinie 2013-14
Jaskowiak, Allison 2004-05-06-07-08
Carter, Tashara 1998-99-00-01
Porter, Shanika 1994-95
Pillich, Jennifer 1993
Dunbar, Jennifer 1988-89-90
Ward, Melissa 1983-84-85-86
Balabuch, Linda 1974-75

23

Campbell, Madison 2020-21-22-23
Jones, Asiah 2017-19
Barrett, Brianna 2013-14-15-16
Gemelos, Jacki 2010-11-12
Hollans, Aisha 2001-02-03
Kartz, Shannon 1995-96-98
Story, Tammy 1989-90-91-92
Ford, Holly 1985-86-87-88

24

Adika, Okako 2023
Caldwell, Desiree 2019-20-21-22
Edelman, Drew 2014-15
Corral, Ashley 2009-10-11-12
Hicks, Tiffany 2003-04
Alexander, Ryane 2001-02
Gomez, Audrey 1995
Woods, Jualeah 1991-92-93-94
Cruz, Marianella 1988
Hill, Kelly 1977-78-79-80
Jepson, Lori 1975-76-77



TERRI HUFF (1979-82)

LETTERWINNERS BY NUMBER

USC WOMEN'S BASKETBALL

1983 NCAA CHAMPIONS • 1984 NCAA CHAMPIONS • 1994 PAC-10 CHAMPIONS • 2014 PAC-12 TOURNAMENT CHAMPIONS

25

Miura, Alyson.....2020-21-22-23
 Lloyd, Alexis.....2015-16-17
 Roark, Daniela.....2009-10
 Copp, Aimee.....1999
 Shields, Karleen.....1994-95
 Easterly, Joni.....1990-91-92-93
 Crosby, D'Yann.....1987-88
 Bond, JaMaiia.....1983-84-85-86
 Huff, Terri.....1979-80-81-82
 Green, Julie.....1976-77-78

30

Sissoko, Kadi.....2023
 Abejón, Candela.....2016-17-18
 Jenkins, Michelle.....2009-10-11
 Henderson, Katie.....2004-08
 Williams, Adrain.....1996-97-98-99
 Hodge, Rosalind.....1989-90
 Hirn, Liz.....1985-86-87-88
 McGee, Pam.....1981-82-83-84
 Burrows, Debbie.....1979-80-81-82

31

Miller, Cheryl.....1983-84-85-86
 Hammond, Kathy.....1978-79-80-81

32

Jenkins, Jordyn.....2021-22
 Milisic, Danijela.....2017-18-19
 Alofaituli, Kiki.....2013-14-15
 Hoffman, Ebony.....2001-02-03-04
 Clark, Kristin.....1996-97-98-99
 Adams, Tracy.....1991-92-93-94
 Nelson, Cherie.....1986-87-88-89
 Longo, Tracy.....1984-85
 Robinson, Juliette.....1981-82-83
 Martin, Sheryl.....1979-80
 Simley, Joyce.....1976-77-78



TIFFANY WASHINGTON (1997-2000)

33

Woodward, Rachel.....2002-03-04-05
 Leslie, Lisa.....1991-92-93-94
 Seabrook, Robin.....1989
 Jacobson, Janet.....1987
 Thomas, Cyndie.....1985
 Pitzer, Timi.....1981-82-83
 Widding, Lisa.....1978-79-80-81
 Sinn, Stephanie.....1975-76-77

34

Akunwafo, Clarice.....2022-23
 Murry, Sandra.....1980-81
 Clark, Star.....1978-79
 Vivas, Sandy.....1977-78
 Geiger, Chris.....1974-75-76

35

Pili, Alissa.....2020-21-22
 Simon, Kristen.....2015-16-17-18
 Scott, Dominique.....2012
 Mitchell, Portia.....2001-02

40

Washington, Tiffany.....1997-98-99-2000
 Lamb, Monica.....1987
 Bruce, Brenda.....1975-76-77-78

41

Fagbenle, Temi.....2016
 Funn, Jamie.....2004-05-06-07
 Van Puyvelde, Donna.....1975-76-77-78

42

Houser, Whitney.....1998-99
 Jeffery, Rashida.....1993-95-96-97
 Hammond, Tammy.....1988-89-90

43

Okonkwo, Amy.....2015
 Southall, Thaddesia.....2012
 Golay, Danielle.....2000
 Gessig, Kim.....1990-91-92-93
 Bolger, Dorothy.....1975-76-77

44

Parker, Nadia.....2006-07-08-09
 Gipson, Kim.....2002-03-04-05
 Sneed, Adria.....1998-89
 Anton, Jody.....1993-94-95-96
 Cooper, Cynthia.....1982-83-84-86
 Wright, Katy.....1976-77-78-79

45

Parriott, Jodi.....1996-97

50


Kerr, Chloé.....2004-05-06-07
 Campbell, Michelle.....1994-95-96-97
 Alkek, Amy.....1984-85
 Lopez, Anna Maria.....1978-79-80

52

Doumbia, Rokia.....2023

55

Medlock, Morghan.....2007-08



HOLLY FORD (1985-88)

Numbers Unknown

Barr, Ann.....1974-75
 Benton, Marianne.....1970-71
 Bolduc, Robin.....1974-75
 Calvert, Sherry.....1970-71-72
 Detras, Marie.....1971-72
 Dominguez, Diane.....1974-75
 Elizalde, Linda.....1971-72
 Gailpeau, Jean.....1970-71-72
 Hoddapp, Barbara.....1970-71
 Holley, Karne.....1970-71
 Jordan, Kristen.....1970-71
 Kimura, Phillas.....1970-71
 Kovac, Janet.....1971-72
 McFadden, Niki.....1970-71
 McMahan, Carolyn.....1970-71
 Meldrum, Robin.....1974-75
 Melton, Ann.....1970-71
 Morgan, Julie.....1975-76
 Mulin, Gertrude.....1970-71
 Neville, Chris.....1970-71-72
 Pate, Sheryl.....1974-75
 Peckingham, Ann.....1970-71
 Pepin, Glenda.....1974-75
 Ratherarm, Joyce.....1977-78
 Shriver, Chris.....1970-71-72
 Stander, Cathy.....1974-75
 Stonestreet, Sue.....1974-75
 Tyson, Jody.....1974-75
 Vivas, Lindy.....1976
 Walker, Muriel.....1970-71
 Wiggins, Cyndy.....1974-75
 Wilkes, Lucy.....1970-71
 Yamasaki, Celia.....1971-72
 Zackery, Reba.....1970-71-72

* Date denotes spring year of season.

LETTERWINNERS BY NUMBER

USC WOMEN'S BASKETBALL

1983 NCAA CHAMPIONS • 1984 NCAA CHAMPIONS • 1994 PAC-10 CHAMPIONS • 2014 PAC-12 TOURNAMENT CHAMPIONS



1976-77



1977-78



1978-79



1979-80



1980-81



1981-82



1982-83



1983-84



1984-85



1985-86



1986-87



1987-88



1988-89



1989-90



1990-91

THROUGH THE YEARS

USC WOMEN'S BASKETBALL

1983 NCAA CHAMPIONS • 1984 NCAA CHAMPIONS • 1994 PAC-10 CHAMPIONS • 2014 PAC-12 TOURNAMENT CHAMPIONS



1991-92



1992-93



1993-94



1994-95



1995-96



1996-97



1997-98



1998-99



1999-2000



2000-01



2001-02



2002-03



2003-04



2004-05



2005-06

THROUGH THE YEARS



USC WOMEN'S BASKETBALL

1983 NCAA CHAMPIONS • 1984 NCAA CHAMPIONS • 1994 PAC-10 CHAMPIONS • 2014 PAC-12 TOURNAMENT CHAMPIONS



2006-07



2007-08



2008-09



2009-10



2010-11



2011-12



2012-13



2013-14



2014-15



2015-16



2016-17



2017-18



2018-19



2019-20

THROUGH THE YEARS

USC WOMEN'S BASKETBALL

1983 NCAA CHAMPIONS • 1984 NCAA CHAMPIONS • 1994 PAC-10 CHAMPIONS • 2014 PAC-12 TOURNAMENT CHAMPIONS

POSTSEASON TOURNAMENT HISTORY

1978-79

WIAAW First Round Santa Barbara, Calif. W USC 99, San Jose St. 92
 Second Round Santa Barbara, Calif. L UCLA 97, USC 81
 Third Round Santa Barbara, Calif. W USC 93, UNLV 79

1979-80

WIAAW First Round Malibu, Calif. W USC 98, Pepperdine 89
 Second Round San Jose, Calif. W USC 78, UNLV 77
 Final San Jose, Calif. W USC 63, San Francisco 60

AIAW

Regionals San Jose, Calif. L Long Beach St. 90, USC 72
 Quarterfinals Los Angeles L South Carolina 70, USC 60

1980-81

WIAAW First Round Malibu, Calif. W USC 91, San Jose St. 57
 Second Round Malibu, Calif. W USC 102, UCLA 85
 Final Malibu, Calif. W USC 87, Long Beach St. 70

AIAW

Regionals Los Angeles W USC 67, Oregon 64
 Quarterfinals Los Angeles W USC 67, Cheyney St. 58
 Final Four Eugene, Ore. L Louisiana Tech 66, USC 50
 Final Eugene, Ore. L Old Dominion 68, USC 65

1981-82

NCAA First Round Los Angeles W USC 99, Kent State 55
 Mid-east Reg. Knoxville, Tenn. W USC 73, Penn State 70
 Mid-east Reg. Knoxville, Tenn. L Tennessee 91, USC 90

1982-83

1982-83

NCAA First Round Los Angeles W USC 99, NE Louisiana 85
 West Reg. Westwood, Calif. W USC 96, Arizona St. 59
 West Reg. Westwood, Calif. W USC 81, Long Beach St. 74
 Final Four Norfolk, Vir. W USC 81, Georgia 57
 Final Norfolk, Vir. W USC 69, Louisiana Tech 67

1983-84

1983-84

NCAA First Round Los Angeles W USC 97, BYU 72
 West Reg. Los Angeles W USC 76, Montana 51
 West Reg. Los Angeles W USC 90, Long Beach St. 74
 Final Four Westwood, Calif. W USC 62, Louisiana Tech 57
 Final Westwood, Calif. W USC 72, Tennessee 61

1984-85

NCAA First Round Los Angeles W USC 74, Idaho 51
 West Reg. Westwood, Calif. L Long Beach St. 75, USC 72

1985-86

NCAA Second Round Los Angeles W USC 81, Montana 50
 West Reg. Long Beach, Calif. W USC 84, North Carolina 70
 West Reg. Long Beach, Calif. W USC 80, Louisiana Tech 64
 Final Four Lexington, Ky. W USC 83, Tennessee 59
 Final Lexington, Ky. L Texas 97, USC 81

1986-87

NCAA First Round Los Angeles W USC 81, W. Kentucky 69
 West Reg. Westwood, Calif. L Ohio State 74, USC 63

1987-88

NCAA First Round Los Angeles W USC 100, Nebraska 82
 West Reg. Long Beach, Calif. L Iowa 79, USC 67

1990-91

NCAA First Round Los Angeles W USC 63, Utah 52
 West Reg. Long Beach, Calif. L Long Beach St. 83, USC 58

1991-92

NCAA Second Round Los Angeles W USC 71, Montana 59
 West Reg. Seattle, Wash. W USC 61, S.F. Austin 57
 West Reg. Seattle, Wash. L Stanford 82, USC 62

1992-93

NCAA Second Round Los Angeles W USC 78, Nebraska 60
 West Reg. Missoula, Mo. L Texas Tech 87, USC 67

1993-94

NCAA First Round Los Angeles W USC 77, Portland 62
 Second Round Los Angeles W USC 76, George Wash. 72
 Mid-east Reg. Fayetteville, Ark. W USC 85, Virginia 66
 Mid-east Reg. Fayetteville, Ark. L Louisiana Tech 75, USC 66

1994-95

NCAA First Round Nashville, Tenn. L Memphis 74, USC 72

1996-97

NCAA Mid-east Reg. Gainesville, Fla. W USC 68, San Francisco 55
 Mid-east Reg. Gainesville, Fla. L Florida 92, USC 78

1999-00

WNIT First Round Santa Clara, Calif. W USC 71, Santa Clara 64
 Second Round Fort Collins, Colo. L Colorado St. 66, USC 56

2001-02

WNIT First Round San Francisco, Calif. W USC 72, San Francisco 53
 Second Round Seattle, Wash. L Washington 97, USC 87

2004-05

NCAA First Round Minneapolis, Minn. W USC 65, Louisville 49
 Second Round Minneapolis, Minn. L Michigan State 61, USC 59

2005-06

NCAA First Round Norfolk, Va. W USC 67, South Florida 65
 Second Round Norfolk, Va. L Duke 85, USC 51

2010-11

WNIT First Round Galen Center W USC 67, UC Santa Barbara 64
 Second Round Reno, Nev. W USC 78, Nevada 59
 Third Round Salt Lake City, Utah W USC 62, BYU 50
 Quarterfinals Boulder, Colo. W USC 87, Colorado 70
 Semifinals Normal, Ill. W USC 63, Illinois State 36
 Final Toledo, Ohio L Toledo 76, USC 68

2013-14

NCAA First Round Knoxville, Tenn. L St. John's 71, USC 68

2019-20

All postseason tournaments cancelled due to COVID-19 precautions

2022-23

NCAA First Round Blacksburg, Va. L South Dakota St. 62, USC 57 (ot)

POSTSEASON HISTORY



1983 NATIONAL CHAMPIONS

USC WOMEN'S BASKETBALL

1983 NCAA CHAMPIONS • 1984 NCAA CHAMPIONS • 1994 PAC-10 CHAMPIONS • 2014 PAC-12 TOURNAMENT CHAMPIONS

1976-77

Head Coach: MARCI CANTRELL
5-16 overall, 1-7 in WCAA (4th)

Final Ranking: N/A

| | | | |
|-----|--------------------------|---|------------|
| D12 | Oregon State | W | 89-53 |
| D17 | ^ Cal Poly SLO | W | 76-52 |
| D18 | ^ Cal Poly Pomona | L | 68-96 |
| D18 | ^ Cal State Northridge | L | 73-84 |
| J7 | at Cal Poly Pomona | L | 53-75 |
| J8 | Biola | W | 66-64 |
| J12 | Nebraska | W | 72-70 (OT) |
| J15 | at San Jose State | L | 49-68 |
| J19 | * at Long Beach State | L | 71-91 |
| J21 | * San Diego State | L | 59-62 |
| J28 | - Cal State Northridge | L | 69-77 |
| J29 | *- Cal State Fullerton | L | 64-85 |
| F4 | * at UCLA | L | 73-103 |
| F5 | at UC Santa Barbara | L | 67-73 |
| F9 | * at San Diego State | W | 85-61 |
| F12 | * Cal State Long Beach | L | 87-94 |
| F14 | at Cal State Northridge | L | 71-76 |
| F19 | Cal Poly Pomona | L | 55-72 |
| F22 | UC Santa Barbara | L | 61-62 |
| F24 | * at Cal State Fullerton | L | 56-84 |
| M5 | * UCLA | L | 49-94 |

^ Cal Poly Pomona Invitational - Pomona, Calif.

- Game played at Los Angeles Trade Tech

* WCAA conference game

1977-78

Head Coach: LINDA SHARP
11-13 overall, 3-5 in WCAA (4th)

Final Ranking: N/A

| | | | |
|-----|--------------------------|---|-------|
| D6 | at Cal State Northridge | L | 80-81 |
| D9 | San Jose State | W | 69-53 |
| D10 | Arizona | W | 86-71 |
| D14 | at Biola | L | 61-68 |
| D16 | Arizona State | W | 81-67 |
| D17 | Utah | L | 62-68 |
| D21 | Utah State | W | 71-65 |
| D27 | ^ Queens | L | 63-79 |
| D28 | ^ Concordia | W | 86-35 |
| D29 | ^ Fordham | L | 55-70 |
| J17 | * at San Diego State | W | 69-57 |
| J20 | * Long Beach State | W | 56-54 |
| J21 | Cal State Northridge | W | 73-63 |
| J24 | Cal Poly Pomona | L | 57-59 |
| J27 | * at Cal State Fullerton | L | 60-68 |
| J28 | at Pepperdine | W | 73-71 |
| F1 | * at UCLA | L | 63-88 |
| F4 | at Cal Poly Pomona | L | 78-95 |
| F7 | * & San Diego State | W | 99-83 |
| F10 | * at Long Beach State | L | 59-77 |
| F16 | Stephen F. Austin | L | 60-78 |
| F17 | UC Santa Barbara | W | 70-67 |
| F21 | * Cal State Fullerton | L | 59-69 |
| M4 | * UCLA | L | 50-78 |

^ Queens College Holiday Tourn. - Flushing, N.Y.

* WCAA conference game

& Game played at Los Angeles Trade Tech

1978-79

Head Coach: LINDA SHARP
21-10 overall, 4-4 in WCAA (3rd)

Final Ranking: N/A

| | | | |
|-----|--------------------------|---|--------|
| N17 | & Cal State Northridge | W | 106-67 |
| N18 | & Cal Poly Pomona | W | 81-79 |
| N18 | & Pepperdine | W | 65-63 |
| N23 | ^ Wayland Baptist | L | 76-89 |
| N24 | ^ Texas Tech | W | 86-60 |
| N25 | ^ Long Beach State | L | 73-84 |
| N30 | Pepperdine | W | 64-50 |
| D2 | Arizona State | W | 91-70 |
| D18 | Oral Roberts | W | 81-65 |
| D21 | California | W | 74-60 |
| J5 | Biola | W | 78-59 |
| J6 | San Francisco | W | 77-70 |
| J13 | Louisiana Tech | L | 68-76 |
| J17 | * at Long Beach State | L | 74-81 |
| J20 | * at San Diego State | W | 61-47 |
| J27 | UC Santa Barbara | W | 68-46 |
| J30 | * Cal State Fullerton | L | 68-75 |
| F2 | at Stanford | L | 61-68 |
| F3 | at Santa Clara | W | 83-61 |
| F7 | at UC Santa Barbara | W | 84-65 |
| F10 | * UCLA | W | 78-68 |
| F15 | Arizona | W | 91-53 |
| F17 | * Long Beach State | L | 62-78 |
| F20 | * at Cal State Fullerton | W | 92-79 |
| F24 | at Cal State Northridge | W | 71-58 |
| F27 | * at UCLA | L | 80-99 |
| M1 | * San Diego State | W | 67-44 |
| M3 | Cal Poly Pomona | L | 73-74 |
| M8 | ! San Jose State | W | 99-92 |
| M9 | ! UCLA | L | 81-97 |
| M10 | ! UNLV | W | 93-79 |

& Cal Poly San Luis Obispo Tournament - San Luis Obispo, Calif.

^ Plainview Queens Classic - Plainview, Texas

* WCAA conference game

! WIAAW 1st, 2nd & 3rd Rounds - Santa Barbara, Calif.

1979-80

Head Coach: LINDA SHARP
22-12 overall, 9-3 in WCAA (3rd)

Final Ranking: N/A

| | | | |
|-----|--------------------------|---|------------|
| N16 | Drake | W | 66-61 |
| N30 | Houston | W | 81-65 |
| D1 | # Cal State Los Angeles | W | 84-61 |
| D2 | # San Francisco | L | 65-66 |
| D4 | at San Jose State | L | 61-70 |
| D13 | California | W | 86-74 |
| D15 | Cal State Los Angeles | W | 96-65 |
| D28 | Oregon State | L | 57-65 |
| D29 | Seattle | W | 107-52 |
| J4 | at Maryland | W | 63-61 |
| J5 | at Rutgers | L | 62-68 |
| J6 | at Penn State | L | 70-80 |
| J11 | Missouri | W | 70-53 |
| J12 | Old Dominion | L | 47-90 |
| J18 | * Arizona State | W | 73-54 |
| J19 | * Arizona | W | 103-38 |
| J22 | * at Cal State Fullerton | W | 96-62 |
| J25 | * at Long Beach State | L | 73-75 |
| F2 | * UCLA | L | 67-71 |
| F4 | Pepperdine | W | 90-64 |
| F5 | * at San Diego State | W | 65-62 |
| F11 | at Texas | L | 74-85 |
| F12 | Texas A&M | W | 71-42 |
| F14 | * at Arizona | W | 67-53 |
| F16 | * at Arizona State | W | 78-62 |
| F21 | * Cal State Fullerton | W | 72-59 |
| F23 | * Long Beach State | L | 78-84 |
| F27 | * at UCLA | W | 99-81 |
| F29 | * San Diego State | W | 66-63 |
| M1 | % at Pepperdine | W | 98-89 |
| M6 | ^ UNLV | W | 78-77 (OT) |

| | | | |
|-----|--------------------|---|-------|
| M7 | ^ San Francisco | W | 63-50 |
| M8 | @ Long Beach State | L | 72-90 |
| M12 | ! South Carolina | L | 60-70 |

Pro Keds Tournament - San Francisco, Calif.

* WCAA conference game

% WIAAW First Round - Malibu, Calif.

^ WIAAW Second Round & Final - San Jose, Calif.

@ AIAW Regionals - San Jose, Calif.

! AIAW Quarterfinals - Los Angeles

1980-81

Head Coach: LINDA SHARP
26-8 overall, 9-3 in WCAA (2nd)

Final Ranking: 4th AP

| | | | |
|-----|--------------------------|---|--------|
| D5 | Oklahoma | W | 84-55 |
| D6 | Texas A&M | W | 112-42 |
| D9 | Houston | W | 80-69 |
| D13 | California | W | 87-56 |
| D16 | & Old Dominion | L | 56-73 |
| D17 | & Brigham Young | W | 102-79 |
| D18 | & Portland State | W | 108-61 |
| D21 | Penn State (at Forum) | W | 103-64 |
| J3 | Stanford | W | 84-64 |
| J5 | San Jose State | W | 94-78 |
| J16 | * at Arizona | W | 111-51 |
| J17 | * at Arizona State | W | 75-65 |
| J21 | * at San Diego State | W | 75-46 |
| J24 | * Long Beach State | W | 79-70 |
| J26 | * Cal State Fullerton | W | 104-63 |
| J30 | at East Carolina | W | 77-73 |
| J31 | at Old Dominion | L | 63-74 |
| F2 | at Tennessee | L | 71-78 |
| F6 | * UCLA | L | 79-81 |
| F12 | * Arizona State | W | 94-62 |
| F14 | * Arizona | W | 93-47 |
| F17 | * at Cal State Fullerton | W | 87-81 |
| F20 | * at Long Beach State | L | 74-79 |
| F25 | * at UCLA | L | 83-87 |
| F27 | UC Santa Barbara | W | 117-42 |
| F28 | Pepperdine | W | 88-79 |
| M8 | * San Diego State | W | 58-45 |
| M12 | ^ San Jose State | W | 91-57 |
| M13 | ^ UCLA | W | 102-85 |
| M14 | ^ Long Beach State | W | 87-70 |
| M21 | ! Oregon | W | 67-64 |
| M24 | ! Cheyney State | W | 67-58 |
| M27 | = Louisiana Tech | L | 50-66 |
| M29 | = Old Dominion | L | 65-68 |


& Giusti Tournament - Portland, Ore.

* WCAA conference game

^ WIAAW 1st, 2nd Rounds & Final - Malibu, Calif.

! AIAW Regionals & Quarterfinals - Los Angeles

= AIAW Final Four - Eugene, Ore.



MICHELLE CAMPBELL (1994-97)

YEAR-BY-YEAR RESULTS

USC WOMEN'S BASKETBALL

1983 NCAA CHAMPIONS • 1984 NCAA CHAMPIONS • 1994 PAC-10 CHAMPIONS • 2014 PAC-12 TOURNAMENT CHAMPIONS

1981-82

Head Coach: LINDA SHARP
23-4 overall, 9-3 in WCAA (2nd)
Final Ranking: 6th AP

| | | | |
|-----|--------------------------|---|-------------|
| N27 | Washington State | W | 73-55 |
| D4 | Stanford | W | 76-57 |
| D6 | Texas (at the Forum) | W | 83-66 |
| D9 | Tennessee | W | 86-70 |
| D11 | at California | W | 78-67 |
| D12 | at San Jose State | W | 88-72 |
| D21 | Pacific Christian | W | 98-52 |
| D23 | Minnesota | W | 91-52 |
| J6 | Illinois State | W | 92-73 |
| J9 | Old Dominion | W | 66-60 |
| J15 | * Arizona | W | 93-60 |
| J16 | * Arizona State | W | 99-68 |
| J22 | at Pepperdine | W | 65-52 |
| J29 | Oregon | W | 86-64 |
| J30 | * Cal State Fullerton | W | 95-55 |
| F4 | * at UCLA | W | 97-94 |
| F6 | * at San Diego State | W | 77-59 |
| F13 | * at Arizona | W | 79-58 |
| F15 | * at Arizona State | L | 51-53 |
| F20 | * Long Beach State | W | 67-65 |
| F23 | * at Cal State Fullerton | L | 84-86 |
| M1 | * at Long Beach St. | L | 84-89 (3OT) |
| M5 | * San Diego State | W | 73-55 |
| M6 | * UCLA | W | 92-83 |
| M13 | ! Kent State | W | 99-55 |
| M19 | = Penn State | W | 73-70 |
| M21 | = Tennessee | L | 90-91 (OT) |

- Game played at Golden West College
* WCAA conference game
! NCAA First Round - Los Angeles
= NCAA Mid-east Regional - Knoxville, Tenn.

1982-83

Head Coach: LINDA SHARP **NCAA CHAMPIONS**
31-2 overall, 13-1 in WCAA (1st)
Final Ranking: 1st AP

| | | | |
|-----|--------------------------|---|------------|
| N21 | at Pepperdine | W | 105-62 |
| N30 | Northwestern | W | 110-80 |
| D4 | at Louisiana Tech | W | 64-58 |
| D6 | at Tennessee | W | 81-71 |
| D14 | * at San Diego State | W | 102-66 |
| D18 | # Oklahoma City | W | 97-68 |
| D19 | # Wayland Baptist | W | 93-79 |
| D21 | # Hawaii | W | 95-62 |
| D28 | ^ Rutgers | W | 96-75 |
| D29 | ^ Old Dominion | W | 75-57 |
| J7 | Oklahoma Baptist | W | 112-46 |
| J14 | * at Arizona State | W | 72-70 |
| J15 | * at Arizona | W | 80-68 |
| J22 | - Louisiana Tech | L | 56-58 |
| J28 | * at Long Beach St. | L | 73-74 (OT) |
| F1 | * at Cal State Fullerton | W | 89-47 |
| F4 | * at Stanford | W | 92-64 |
| F6 | at Oregon | W | 86-71 |
| F7 | at Oregon State | W | 68-57 |
| F11 | * Arizona | W | 78-66 |
| F12 | * Arizona State | W | 92-52 |
| F16 | * UCLA | W | 83-75 |
| F19 | * Long Beach State | W | 90-75 |
| F21 | * Cal State Fullerton | W | 76-65 |
| F26 | * San Diego State | W | 89-63 |
| M9 | * at UCLA | W | 82-62 |
| M10 | Pepperdine | W | 90-56 |
| M12 | * Stanford | W | 81-63 |
| M18 | ! NE Louisiana State | W | 99-85 |
| M24 | & Arizona State | W | 96-59 |
| M26 | & Long Beach State | W | 81-74 |
| A1 | = Georgia | W | 81-57 |
| A3 | = Louisiana Tech | W | 69-67 |

* WCAA conference game
Wahine Tournament - Honolulu, Hawaii
^ Winston Tire Classic - Los Angeles
- Game played at Orange Coast College
! NCAA First Round - Los Angeles
& NCAA West Regional - Westwood, Calif.
= NCAA Final Four - Norfolk, Vir.

1983-84

Head Coach: LINDA SHARP **NCAA CHAMPIONS**
29-4 overall, 13-1 in WCAA (1st)
Final Ranking: 5th AP

| | | | |
|-----|-----------------------|---|------------|
| N25 | # Maryland | W | 86-68 |
| N26 | # Tennessee | W | 78-64 |
| N28 | at Northwestern | W | 67-65 (OT) |
| N30 | at Missouri | W | 81-79 |
| D5 | San Francisco | W | 86-58 |
| D8 | Tennessee | W | 81-66 |
| D15 | Georgia | W | 82-74 |
| D23 | Ohio State | W | 102-73 |
| D29 | ^ Penn State | W | 79-66 |
| D30 | ^ Oregon | W | 91-57 |
| J2 | at Texas | L | 68-77 |
| J3 | at Louisiana Tech | L | 66-75 |
| J6 | at Old Dominion | L | 90-102 |
| J8 | at Rutgers | W | 95-80 |
| J13 | * at Arizona | W | 74-53 |
| J14 | * at Arizona State | W | 101-67 |
| J19 | * San Diego State | W | 101-84 |
| J21 | * Stanford | W | 82-56 |
| J28 | * at Stanford | W | 86-44 |
| F4 | * Long Beach State | W | 79-69 |
| F8 | * at UCLA | W | 78-60 |
| F11 | * Cal State Fullerton | W | 88-76 |
| F18 | * at San Diego State | W | 86-67 |
| F25 | * Arizona | W | 85-58 |
| F26 | * Arizona State | W | 82-61 |
| F29 | * Cal State Fullerton | W | 81-58 |
| M3 | *- UCLA | W | 85-63 |
| M4 | * at Long Beach State | L | 67-71 |
| M16 | ! BYU | W | 97-72 |
| M22 | ! Montana | W | 76-51 |
| M24 | ! Long Beach State | W | 90-74 |
| M30 | = Louisiana Tech | W | 62-57 |
| A1 | = Tennessee | W | 72-61 |

Notre Dame Thanksgiving Classic - South Bend, Ind.
^ Winston Tire Classic - Los Angeles
* WCAA conference game
- Game played at Loyola Marymount
! NCAA First Round & West Regional - Los Angeles
= NCAA Final Four - Westwood, Calif.

1984-85

Head Coach: LINDA SHARP
21-9 overall, 10-4 in WCAA (2nd)
Final Ranking: 15th AP

| | | | |
|-----|--------------------------|---|-------------|
| N28 | at Oregon | W | 76-68 |
| N30 | # Iowa | W | 77-57 |
| D1 | # Texas-El Paso | W | 77-53 |
| D4 | Pepperdine | W | 69-58 |
| D5 | New Orleans | W | 66-65 |
| D12 | Cal Poly Pomona | W | 74-45 |
| D22 | Utah | W | 78-62 |
| D28 | % California | W | 66-52 |
| D29 | % Texas | W | 73-71 |
| J2 | + Notre Dame | W | 69-53 |
| J6 | at Georgia | L | 56-77 |
| J8 | at Tennessee | L | 60-71 |
| J11 | at Old Dominion | L | 48-52 |
| J21 | * at Cal State Fullerton | W | 78-61 |
| J26 | Louisiana Tech | L | 79-83 (2OT) |
| J28 | * San Diego State | L | 59-61 |
| F1 | * Arizona State | W | 68-57 |
| F2 | * Arizona | W | 68-40 |
| F6 | * at UCLA | L | 73-77 |
| F14 | * Cal State Fullerton | W | 54-51 |
| F16 | * Long Beach State | W | 70-65 |
| F20 | * at Stanford | W | 80-68 |
| F23 | * at San Diego State | W | 90-77 |
| F28 | * at Arizona | W | 70-62 |
| M2 | * at Arizona State | W | 76-57 |
| M5 | * at Long Beach State | L | 61-64 |



| | | | |
|-----|--------------------|---|-------|
| M7 | * UCLA | L | 56-57 |
| M10 | * Stanford | W | 77-60 |
| M15 | ! Idaho | W | 74-51 |
| M21 | = Long Beach State | L | 72-75 |

San Jose State Tournament - San Jose, Calif.
% Trojan-Bud Light Holiday Classic - Los Angeles
+ Game played at Cal State Fullerton
* WCAA conference game
! NCAA First Round - Los Angeles
= NCAA West Regional - Westwood, Calif.

1985-86

Head Coach: LINDA SHARP
31-5 overall, 8-0 in Pac-West (1st)
Final Ranking: 3rd AP

| | | | |
|-----|------------------------|---|------------|
| N22 | Brigham Young | W | 102-53 |
| N26 | at Pepperdine | W | 94-50 |
| N29 | # St. Joseph's | W | 96-66 |
| N30 | # Maryland | W | 76-54 |
| D5 | Indiana | W | 99-53 |
| D7 | at Cal Poly Pomona | W | 88-56 |
| D10 | at Texas | L | 78-94 |
| D13 | Tennessee | W | 85-77 |
| D22 | Oregon State | W | 117-55 |
| D27 | ^ Missouri | W | 118-68 |
| D28 | ^ Georgia | W | 70-67 |
| J3 | - Old Dominion | W | 89-76 |
| J6 | at Louisiana Tech | L | 53-75 |
| J8 | at Ohio State | W | 83-81 (OT) |
| J14 | at Cal State Fullerton | W | 80-68 |
| J16 | * Arizona | W | 92-72 |
| J18 | * Arizona State | W | 95-61 |
| J25 | * at Stanford | W | 81-59 |
| J26 | at California | W | 86-70 |
| J28 | Long Beach State | L | 75-76 |
| F1 | * UCLA | W | 89-67 |
| F4 | at San Diego State | W | 91-73 |
| F8 | Cal State Fullerton | W | 87-64 |
| F14 | * at Arizona State | W | 80-57 |
| F15 | * at Arizona | W | 83-67 |
| F20 | * Stanford | W | 88-62 |
| F22 | Long Beach State | W | 99-68 |
| F28 | % Utah State | W | 115-45 |
| M1 | % Southern Methodist | W | 121-61 |
| M2 | % NE Louisiana State | L | 68-70 |
| M6 | * at UCLA | W | 89-57 |
| M16 | ! Montana | W | 81-50 |
| M20 | & North Carolina | W | 84-70 |
| M22 | & Louisiana Tech | W | 80-64 |
| M28 | = Tennessee | W | 83-59 |
| M30 | = Texas | L | 81-97 |

Maryland Tournament - College Park, Md.
- Game played at Convention Center
^ Transamerica-USC Tournament - Los Angeles
% Northern Lights Inv. - Anchorage, Alaska
* Pac-West conference game
! NCAA Second Round - Los Angeles
& NCAA West Regional - Long Beach, Calif.
= NCAA Final Four - Lexington, Ky.

YEAR-BY-YEAR RESULTS

USC WOMEN'S BASKETBALL

1983 NCAA CHAMPIONS • 1984 NCAA CHAMPIONS • 1994 PAC-10 CHAMPIONS • 2014 PAC-12 TOURNAMENT CHAMPIONS

1986-87

Head Coach: LINDA SHARP
22-8 overall, 15-3 in Pac-10 (1st)
Final Ranking: 19th AP

| | | | | |
|-----|---|---------------------|---|--------|
| N28 | # | Old Dominion | W | 86-64 |
| N29 | # | Texas | L | 69-89 |
| D3 | | at Brigham Young | W | 93-83 |
| D5 | % | Oklahoma State | W | 92-83 |
| D6 | % | Utah | W | 74-69 |
| D9 | | San Diego State | W | 90-77 |
| D27 | & | North Carolina | W | 79-72 |
| D28 | & | Tennessee | L | 75-89 |
| D29 | & | Ohio State | L | 63-83 |
| J2 | * | at California | L | 85-102 |
| J4 | * | at Stanford | W | 72-59 |
| J9 | * | at Arizona | W | 96-60 |
| J10 | * | at Arizona State | W | 87-62 |
| J15 | * | Oregon State | W | 99-82 |
| J17 | * | Oregon | W | 66-64 |
| J23 | * | at UCLA | W | 76-72 |
| J26 | * | at Long Beach State | L | 69-87 |
| J29 | * | at Washington State | W | 95-55 |
| J31 | * | at Washington | L | 61-73 |
| F5 | * | Stanford | W | 79-57 |
| F6 | * | California | W | 105-63 |
| F12 | * | Arizona State | W | 93-66 |
| F14 | * | Arizona | W | 96-57 |
| F20 | * | at Oregon | L | 78-79 |
| F22 | * | at Oregon State | W | 101-84 |
| F25 | * | UCLA | W | 81-75 |
| M5 | * | Washington | W | 91-67 |
| M7 | * | Washington State | W | 89-55 |
| M15 | ! | Western Kentucky | W | 81-69 |
| M19 | = | Ohio State | L | 63-74 |

USC Classic - Los Angeles
% Lady Ute Rainbow Classic - Salt Lake City, Utah
& Orange Bowl/Burger King Inv. - Coral Gables, Fla.
* Pac-10 conference game
! NCAA First Round - Los Angeles
= NCAA West Regional - Westwood, Calif.

1987-88

Head Coach: LINDA SHARP
22-8, 15-3 in Pac-10 (2nd)
Final Ranking: 15th AP

| | | | | |
|-----|---|---------------------|---|------------|
| D3 | | at Texas | L | 62-79 |
| D5 | # | Duke | L | 75-78 |
| D6 | # | Maine | W | 83-63 |
| D11 | % | Auburn | L | 57-85 |
| D12 | % | Toledo | W | 96-66 |
| D18 | | Ohio State | W | 85-81 |
| D29 | & | East Carolina | W | 89-61 |
| D30 | & | Old Dominion | W | 85-70 |
| J2 | | North Carolina | W | 92-69 |
| J7 | * | Oregon | W | 82-56 |
| J9 | * | Oregon State | W | 73-62 |
| J15 | * | at UCLA | W | 67-56 |
| J22 | * | Arizona State | W | 93-77 |
| J23 | * | Arizona | W | 94-79 |
| J28 | * | at Washington | L | 80-82 |
| J30 | * | at Washington State | L | 60-77 |
| F5 | * | at Oregon State | W | 67-62 |
| F7 | * | at Oregon | W | 68-61 |
| F11 | * | UCLA | W | 86-63 |
| F16 | * | Long Beach State | L | 78-80 |
| F19 | * | at Arizona | W | 92-69 |
| F20 | * | at Arizona State | W | 87-82 |
| F26 | * | Washington State | W | 86-64 |
| F27 | * | Washington | W | 77-74 |
| M3 | * | California | W | 98-66 |
| M5 | * | Stanford | W | 87-69 |
| M11 | * | at Stanford | L | 67-77 |
| M12 | * | at California | W | 99-97 (ot) |
| M19 | ! | Nebraska | W | 100-82 |
| M24 | = | Iowa | L | 67-79 |

Lady Friar Classic - Providence, R.I.
% Dial Classic - Long Beach, Calif.
& Reebok Roundball Classic - Norfolk, Vir.
* Pac-10 conference game
! NCAA First Round - Los Angeles
= NCAA West Regional - Long Beach, Calif.

1988-89

Head Coach: LINDA SHARP
12-16 overall, 8-10 in Pac-10 (6th)
Final Ranking: N/A

| | | | | |
|-----|----|---------------------|---|------------|
| D1 | | at North Carolina | W | 93-75 |
| D3 | # | Illinois State | L | 59-76 |
| D4 | # | Northeastern | W | 74-52 |
| D6 | | at Tennessee | L | 69-102 |
| D10 | % | Pepperdine | W | 75-74 (ot) |
| D11 | % | Auburn | L | 63-83 |
| D23 | | Nevada-Las Vegas | L | 78-82 |
| D28 | + | Texas | W | 83-81 |
| D30 | + | Maryland | L | 67-81 |
| J6 | *= | Stanford | L | 50-89 |
| J7 | *= | California | L | 61-83 |
| J12 | * | UCLA | L | 62-76 |
| J15 | = | Long Beach State | L | 70-91 |
| J20 | * | Arizona | W | 85-78 |
| J21 | * | Arizona State | W | 78-58 |
| J27 | * | at Washington | L | 73-104 |
| J29 | * | at Washington State | L | 69-85 |
| F3 | * | at Oregon | L | 56-71 |
| F4 | * | at Oregon State | W | 65-56 |
| F10 | * | at UCLA | W | 90-75 |
| F17 | * | at Arizona State | W | 70-68 |
| F18 | * | at Arizona | L | 84-94 |
| F23 | * | Washington | L | 67-75 |
| F24 | * | Washington State | W | 87-67 |
| M3 | * | Oregon State | W | 86-68 |
| M4 | * | Oregon | W | 71-68 |
| M9 | * | at Stanford | L | 85-100 |
| M10 | * | at California | L | 106-115 |

Buckeye Classic - Columbus, Ohio
% Zuma Jay's Lady Wave Classic - Malibu, Calif.
+ Game played at Cal State Fullerton
= Game played at Loyola Marymount
* Pac-10 conference game

1989-90

Head Coach: MARIANNE STANLEY
8-19 overall, 6-12 in Pac-10 (7th)
Final Ranking: N/A

| | | | | |
|-----|---|---------------------|---|------------|
| N27 | | Boise State | W | 78-59 |
| D2 | | San Diego State | W | 73-66 |
| D9 | | at Nevada-Las Vegas | L | 67-98 |
| D22 | | Tennessee | L | 53-87 |
| D28 | # | at Rutgers | L | 51-76 |
| D29 | # | Auburn | L | 55-71 |
| J3 | | Old Dominion | L | 69-82 |
| J6 | * | UCLA | L | 68-83 |
| J11 | * | at Arizona | L | 53-58 |
| J13 | * | at Arizona State | W | 82-78 (ot) |
| J18 | * | California | L | 50-55 |
| J20 | * | Stanford | L | 64-98 |
| J25 | * | at Oregon | L | 58-80 |
| J27 | * | at Oregon State | W | 50-46 |
| F1 | * | Washington State | L | 59-70 |
| F2 | * | Washington | L | 47-68 |
| F4 | * | at Texas | L | 44-85 |
| F9 | * | Arizona State | W | 55-54 |
| F11 | * | Arizona | W | 65-64 (ot) |
| F15 | * | at Stanford | L | 60-86 |
| F17 | * | at California | L | 52-58 |
| F20 | * | at Long Beach State | L | 54-82 |
| F23 | * | Oregon State | W | 64-49 |
| F25 | * | Oregon | W | 66-61 |
| M1 | * | at Washington | L | 40-76 |
| M3 | * | at Washington State | L | 64-73 |
| M9 | * | at UCLA | L | 72-76 |

Bell Atlantic/Rutgers Tourn. - Piscataway, N.J.
* Pac-10 conference game

1990-91

Head Coach: MARIANNE STANLEY
18-12, overall, 11-7 in Pac-10 (3rd)
Final Ranking: N/A

| | | | | |
|-----|---|----------------------|---|-------|
| N25 | | Texas | W | 88-77 |
| N30 | # | Old Dominion | W | 72-61 |
| D1 | # | at Northwestern | L | 63-70 |
| D4 | | San Diego State | W | 68-54 |
| D7 | | at San Francisco | L | 77-90 |
| D12 | | Long Beach State | L | 61-71 |
| D21 | | Cal State Fullerton | L | 55-61 |
| D28 | | at Old Dominion | W | 77-70 |
| D30 | | at Vir. Commonwealth | W | 94-68 |
| J3 | | Missouri | W | 87-55 |
| J5 | * | at UCLA | W | 73-69 |
| J11 | * | Arizona | W | 88-74 |
| J13 | * | Arizona State | W | 84-67 |
| J17 | * | at California | L | 66-92 |
| J19 | * | at Stanford | L | 69-77 |
| J25 | * | Oregon | W | 80-71 |
| J27 | * | Oregon State | L | 71-73 |
| F1 | * | at Washington State | L | 47-74 |
| F3 | * | at Washington | L | 63-77 |
| F7 | * | at Arizona State | W | 84-68 |
| F9 | * | at Arizona | W | 81-68 |
| F15 | * | Stanford | L | 58-76 |
| F17 | * | California | W | 74-48 |
| F22 | * | at Oregon State | W | 65-60 |
| F24 | * | at Oregon | W | 67-44 |
| M1 | * | Washington | W | 69-62 |
| M3 | * | Washington State | W | 69-51 |
| M8 | * | UCLA | L | 79-83 |
| M13 | # | Utah | W | 63-52 |
| M16 | ! | at Long Beach State | L | 58-83 |

Northwestern Tournament - Evanston, Ill.
* Pac-10 conference game
NCAA First Round - Los Angeles
! NCAA West Regional - Long Beach, Calif.

1991-92

Head Coach: MARIANNE STANLEY
23-8 overall, 14-4 in Pac-10 (2nd)
Final Ranking: 23rd AP

| | | | | |
|-----|---|------------------------|---|------------|
| N27 | | San Francisco | W | 50-49 |
| D3 | | at San Diego State | L | 64-71 |
| D6 | | DePaul | W | 69-59 |
| D10 | | at Long Beach State | L | 59-60 |
| D21 | | at Cal State Fullerton | W | 76-53 |
| D28 | # | Cal State Northridge | W | 92-38 |
| D29 | # | Virginia | L | 52-71 |
| J3 | | at Michigan State | W | 56-51 |
| J5 | | at Central Michigan | W | 66-61 |
| J10 | * | Oregon State | W | 84-45 |
| J12 | * | Oregon | W | 83-55 |
| J16 | * | at Stanford | L | 72-87 |
| J18 | * | at California | L | 70-77 |
| J24 | * | UCLA | W | 62-60 |
| J26 | * | at Sacramento State | W | 75-73 |
| J31 | * | Washington State | W | 71-65 (ot) |
| F2 | * | Washington | W | 74-67 |
| F6 | * | at Arizona | W | 80-60 |
| F8 | * | at Arizona State | L | 62-63 |
| F14 | * | California | W | 68-62 |
| F16 | * | Stanford | L | 51-73 |
| F22 | * | at UCLA | W | 73-71 |
| F27 | * | at Washington | W | 62-58 |
| F29 | * | at Washington State | W | 67-63 |
| M6 | * | Arizona State | W | 98-65 |
| M8 | * | Arizona | W | 71-68 |
| M12 | * | at Oregon | W | 81-76 |
| M14 | * | at Oregon State | W | 78-66 |
| M22 | ! | Montana | W | 71-59 |
| M26 | = | Stephen F. Austin | W | 61-57 |
| M28 | = | Stanford | L | 62-82 |

UCLA Tournament - Westwood, Calif.
* Pac-10 conference game
! NCAA Second Round - Los Angeles
= NCAA West Regional - Seattle, Wash.

YEAR-BY-YEAR RESULTS

USC WOMEN'S BASKETBALL

1983 NCAA CHAMPIONS • 1984 NCAA CHAMPIONS • 1994 PAC-10 CHAMPIONS • 2014 PAC-12 TOURNAMENT CHAMPIONS

1992-93

Head Coach: MARIANNE STANLEY

22-7 overall, 14-4 in Pac-10 (2nd)

Final Ranking: 15th AP

| | | | | |
|-----|----|-------------------------|---|------------|
| D4 | # | Lamar | W | 78-43 |
| D5 | # | DePaul | L | 54-62 |
| D10 | | Long Beach State | W | 101-48 |
| D19 | | Northern Illinois | W | 91-64 |
| D21 | | Cal State Fullerton | W | 85-46 |
| D29 | % | Pepperdine | W | 76-61 |
| D30 | % | Michigan State | W | 66-50 |
| J3 | | at San Diego State | L | 61-63 |
| J7 | * | at Arizona | W | 68-54 |
| J9 | * | at Arizona State | W | 86-72 |
| J14 | * | Oregon State | W | 82-57 |
| J16 | * | Oregon | W | 78-69 |
| J18 | * | Stanford | W | 67-55 |
| J21 | * | at California | L | 55-68 |
| J23 | * | at Stanford | L | 67-76 |
| J29 | * | at UCLA | W | 73-60 |
| F5 | * | Washington State | W | 69-63 |
| F7 | * | Washington | W | 74-61 |
| F11 | * | at Oregon | W | 80-61 |
| F13 | * | at Oregon State | L | 59-64 |
| F19 | * | California | W | 76-71 (OT) |
| F21 | | at Cal State Northridge | W | 78-36 |
| F26 | * | UCLA | W | 66-57 |
| M4 | * | at Washington | W | 46-45 |
| M6 | * | at Washington State | W | 55-52 |
| M11 | * | Arizona State | L | 55-64 |
| M13 | * | Arizona | W | 78-62 |
| M21 | ! | Nebraska | W | 78-60 |
| M25 | != | Texas Tech | L | 67-87 |

De Paul Coopers and Lybrand Inv. - Chicago, Ill.

% USC Christmas Challenge - Los Angeles

* Pac-10 conference game

! NCAA Second Round - Los Angeles

= NCAA West Regional - Missoula, Mo.

1994-95

Head Coach: CHERYL MILLER

18-10 overall, 10-8 Pac-10 (5th)

Final Ranking: N/A

| | | | | |
|-----|---|----------------------|---|--------|
| N26 | # | Marquette | W | 87-76 |
| N27 | # | Iowa | L | 55-65 |
| D3 | | UC Santa Barbara | W | 75-71 |
| D6 | | at San Diego State | W | 67-55 |
| D9 | | at Houston | W | 87-72 |
| D11 | | at Stephen F. Austin | W | 81-76 |
| D28 | % | Long Beach State | W | 84-61 |
| D30 | % | UNC Charlotte | W | 84-69 |
| J5 | * | Oregon State | L | 56-69 |
| J7 | * | Oregon | W | 78-77 |
| J12 | * | at Washington | L | 53-67 |
| J14 | * | at Washington State | L | 61-62 |
| J19 | * | Arizona | W | 85-54 |
| J21 | * | Arizona State | W | 91-44 |
| J26 | * | at California | W | 90-71 |
| J28 | * | at Stanford | L | 53-109 |
| F4 | * | at UCLA | W | 56-55 |
| F10 | * | Washington State | W | 92-64 |
| F12 | * | Washington | L | 72-75 |
| F16 | * | at Arizona State | W | 77-65 |
| F18 | * | at Arizona | W | 71-63 |
| F23 | * | Stanford | L | 52-71 |
| F25 | * | California | W | 87-82 |
| M3 | * | UCLA | W | 70-65 |
| M5 | | Cal State Northridge | W | 79-46 |
| M9 | * | at Oregon | L | 50-76 |
| M11 | * | at Oregon State | L | 59-92 |
| M17 | ! | Memphis | L | 72-74 |

Prairie Lights Hawkeye Classic - Iowa City, Iowa

% USC Christmas Challenge - Los Angeles

* Pac-10 conference game

! NCAA First Round - Nashville, Tenn.

1996-97

Head Coach: FRED WILLIAMS

20-9 overall, 13-5 Pac-10 (3rd)

Final Ranking: N/A

| | | | | |
|-----|---|---------------------|---|-------------|
| D1 | | at San Diego State | W | 71-60 |
| D6 | ^ | Western Illinois | W | 80-42 |
| D7 | ^ | Louisiana Tech | L | 47-66 |
| D13 | - | Colorado State | L | 64-67 |
| D14 | - | Utah | W | 81-59 |
| D19 | | UC Santa Barbara | W | 98-92 (OT) |
| D21 | | Long Beach State | W | 91-61 |
| D28 | = | New Orleans | W | 97-73 |
| D29 | = | Western Kentucky | L | 82-85 (2OT) |
| J2 | * | at Washington | W | 69-68 |
| J4 | * | at Washington State | W | 70-63 |
| J10 | * | California | W | 91-57 |
| J12 | * | Stanford | L | 76-77 |
| J16 | * | at Arizona | W | 87-72 |
| J18 | * | at Arizona State | W | 82-55 |
| J24 | * | at UCLA | W | 60-56 |
| J31 | * | Oregon State | W | 85-72 |
| F2 | * | Oregon | W | 73-65 |
| F6 | * | at Stanford | L | 69-103 |
| F8 | * | at California | W | 66-63 |
| F14 | * | Arizona State | W | 77-63 |
| F16 | * | Arizona | L | 64-82 |
| F22 | * | UCLA | W | 87-74 |
| F27 | * | at Oregon | L | 53-70 |
| M1 | * | at Oregon State | W | 86-60 |
| M6 | * | Washington State | W | 101-59 |
| M8 | * | Washington | L | 66-71 |
| M15 | ! | San Francisco | W | 68-55 |
| M17 | ! | Florida | L | 78-92 |

^ Dial Soap Classic - Ruston, La.

- UC Irvine Tournament - Irvine, Calif.

= Pac-10/Sun Belt Challenge - Los Angeles

* Pac-10 conference game

! NCAA Mideast Regional - Gainesville, Fla.

1993-94

Head Coach: CHERYL MILLER

26-4 overall, 16-2 in Pac-10 (1st)

Final Ranking: 7th AP

| | | | | |
|-----|---|----------------------|---|--------|
| D1 | | at Northern Illinois | W | 90-79 |
| D3 | # | at Richmond | W | 80-59 |
| D4 | # | at Maryland | W | 92-85 |
| D7 | | Cal State Northridge | W | 95-31 |
| D20 | | Stephen F. Austin | W | 78-64 |
| D29 | % | Western Michigan | W | 88-62 |
| D30 | % | Iowa | L | 49-50 |
| J2 | | San Diego State | W | 82-62 |
| J6 | * | at Oregon State | W | 63-56 |
| J8 | * | at Oregon | W | 47-45 |
| J13 | * | Washington | W | 81-70 |
| J15 | * | Washington State | W | 101-70 |
| J20 | * | at Arizona | W | 76-65 |
| J22 | * | at Arizona State | W | 87-81 |
| J28 | * | California | W | 97-60 |
| J30 | * | Stanford | W | 81-73 |
| F4 | * | UCLA | W | 85-70 |
| F10 | * | at Washington State | W | 82-62 |
| F12 | * | at Washington | L | 55-63 |
| F18 | * | Arizona State | W | 105-67 |
| F20 | * | Arizona | W | 85-63 |
| F24 | * | at Stanford | L | 50-80 |
| F26 | * | at California | W | 99-81 |
| M3 | * | at UCLA | W | 83-66 |
| M10 | * | Oregon | W | 85-74 |
| M12 | * | Oregon State | W | 69-64 |
| M16 | ! | Portland | W | 77-62 |
| M19 | ! | George Washington | W | 76-72 |
| M24 | = | Virginia | W | 85-66 |
| M26 | = | Louisiana Tech | L | 66-75 |

CFB Women's Invitational - Richmond, Vir.

% USC Christmas Tournament - Los Angeles

* Pac-10 conference game

! NCAA First & Second Round - Los Angeles

= NCAA Mideast Regional - Fayetteville, Ark.

1995-96

Head Coach: FRED WILLIAMS

13-14 overall, 8-10 Pac-10 (8th)

Final Ranking: N/A

| | | | | |
|-----|---|---------------------|---|------------|
| N25 | | at Oklahoma State | L | 55-85 |
| N30 | | at UC Santa Barbara | W | 80-75 |
| D4 | | at Maine | W | 66-60 |
| D6 | | San Diego State | L | 66-67 |
| D10 | | Boise State | W | 76-54 |
| D21 | | at Long Beach State | W | 68-59 |
| D29 | # | Maryland | W | 68-62 |
| D30 | # | Virginia | L | 68-78 |
| J2 | | Kansas | L | 77-82 |
| J5 | * | Washington | L | 67-69 |
| J7 | * | Washington State | L | 86-90 |
| J11 | * | at California | W | 87-80 (OT) |
| J13 | * | at Stanford | L | 67-88 |
| J18 | * | Arizona | L | 72-87 |
| J20 | * | Arizona State | W | 73-61 |
| J27 | * | UCLA | W | 96-77 |
| F1 | * | at Oregon State | L | 62-64 |
| F3 | * | at Oregon | W | 75-66 (OT) |
| F9 | * | Stanford | L | 54-77 |
| F11 | * | California | W | 89-71 |
| F15 | * | at Arizona State | W | 98-56 |
| F17 | * | at Arizona | L | 73-78 |
| F24 | * | at UCLA | L | 64-80 |
| F29 | * | Oregon | L | 53-67 |
| M2 | * | Oregon State | W | 67-66 |
| M7 | * | at Washington State | W | 87-81 |
| M9 | * | at Washington | L | 57-63 |

Pac-10/ACC Challenge - Westwood, Calif.

* Pac-10 conference game

1997-98

Head Coach: CHRIS GOBRECHT

12-15 overall, 7-11 Pac-10 (6th)

Final Ranking: N/A

| | | | | |
|-----|---|----------------------|---|-------|
| N25 | | Long Beach State | W | 84-55 |
| D4 | | at UC Santa Barbara | L | 61-79 |
| D6 | # | Grambling State | L | 56-61 |
| D7 | # | Coppin State | W | 67-47 |
| D13 | | San Diego State | W | 62-51 |
| D20 | % | Cal State Northridge | W | 67-60 |
| D21 | % | Boise State | L | 70-80 |
| D27 | = | Seton Hall | W | 78-66 |
| D28 | = | Rutgers | L | 59-77 |
| J2 | * | Arizona State | W | 68-55 |
| J4 | * | Arizona | L | 69-81 |
| J8 | * | at Oregon | L | 65-79 |
| J10 | * | at Oregon State | L | 52-57 |
| J16 | * | Stanford | L | 55-89 |
| J18 | * | California | W | 59-50 |
| J23 | * | UCLA | L | 64-68 |
| J29 | * | at Washington State | W | 57-48 |
| J31 | * | at Washington | L | 60-67 |
| F6 | * | Oregon State | W | 80-68 |
| F8 | * | Oregon | L | 58-76 |
| F12 | * | at California | W | 62-50 |
| F14 | * | at Stanford | L | 63-91 |
| F21 | * | at UCLA | L | 73-87 |
| F27 | * | Washington | W | 65-63 |
| M1 | * | Washington State | L | 65-68 |
| M5 | * | at Arizona | L | 53-72 |
| M7 | * | at Arizona State | W | 75-62 |

Dial Soap Classic - Lawrence, Kansas

% Boise State Classic - Boise, Idaho

= Pac-10/Big East Challenge - Westwood, Calif.

* Pac-10 conference game

YEAR-BY-YEAR RESULTS

USC WOMEN'S BASKETBALL

1983 NCAA CHAMPIONS • 1984 NCAA CHAMPIONS • 1994 PAC-10 CHAMPIONS • 2014 PAC-12 TOURNAMENT CHAMPIONS

1998-99

Head Coach: CHRIS GOBRECHT
7-20 overall, 3-15 Pac-10 (10th)

Final Ranking: N/A

| | | | |
|-----|----------------------------|---|-------|
| N19 | Boise State | W | 71-54 |
| N22 | at Fresno State | W | 65-59 |
| N25 | Drake | W | 86-71 |
| N27 | # vs Old Dominion | L | 61-73 |
| N28 | # Southwest Missouri State | L | 69-80 |
| D5 | at Long Beach State | L | 62-74 |
| D12 | Cal State Northridge | W | 77-68 |
| D20 | at Western Kentucky | L | 76-86 |
| D29 | UC Santa Barbara | L | 65-75 |
| J2 | * at Arizona State | W | 67-54 |
| J4 | * at Arizona | L | 63-73 |
| J8 | * Oregon | L | 53-77 |
| J10 | * Oregon State | W | 53-49 |
| J14 | * at Stanford | L | 49-69 |
| J16 | * at California | L | 51-61 |
| J23 | * at UCLA | L | 53-94 |
| J28 | * Washington State | L | 58-65 |
| J30 | * Washington | L | 71-79 |
| F4 | * at Oregon State | L | 49-55 |
| F6 | * at Oregon | L | 61-73 |
| F12 | * California | W | 76-71 |
| F14 | * Stanford | L | 59-60 |
| F20 | * UCLA | L | 64-82 |
| F25 | * at Washington | L | 54-74 |
| F27 | * at Washington State | L | 51-63 |
| M4 | * Arizona | L | 62-68 |
| M6 | * Arizona State | L | 58-70 |

Torneo Cancun de Basquetbol - Cancun, Mexico
* Pac-10 conference game

2000-01

Head Coach: CHRIS GOBRECHT
13-15 overall, 8-10 Pac-10 (16th)

Final Ranking: N/A

| | | | |
|-----|-----------------------|---|-------------|
| N17 | at Creighton | L | 58-69 |
| N19 | at Drake | L | 51-55 |
| N24 | UC Santa Barbara | W | 60-55 |
| N26 | St. Joseph's | W | 66-55 |
| D2 | at San Diego | W | 70-56 |
| D9 | at Sacramento State | W | 87-61 |
| D15 | Pepperdine | W | 78-60 |
| D20 | at Baylor | L | 55-79 |
| D22 | at Texas Tech | L | 59-85 |
| D28 | Notre Dame | L | 61-70 |
| J4 | * at Washington State | L | 78-79 |
| J7 | * at Washington | L | 79-91 (3ot) |
| J14 | * at UCLA | L | 53-65 |
| J18 | * Arizona | W | 81-67 |
| J20 | * Arizona State % | L | 59-66 |
| J25 | * at Oregon | W | 55-53 |
| J27 | * at Oregon State | W | 69-67 |
| F2 | * California % | L | 55-61 |
| F4 | * Stanford | L | 75-89 |
| F10 | * UCLA | W | 61-56 |
| F15 | * at Arizona State | L | 57-67 |
| F18 | * at Arizona | L | 61-77 |
| F23 | * Oregon State | L | 68-78 |
| F25 | * Oregon | L | 66-74 |
| M1 | * at Stanford | W | 62-59 |
| M3 | * at California | W | 91-74 |
| M8 | * Washington | W | 88-76 |
| M10 | * Washington State | W | 84-51 |

* Pac-10 conference game
% Games played at Lyon Center

2002-03

Head Coach: CHRIS GOBRECHT
14-17 overall, 8-10 Pac-10 (15th)

Final Ranking: N/A

| | | | |
|-----|-----------------------|---|------------|
| N15 | ^ Northern Arizona | W | 63-55 |
| N17 | ^ at Colorado State | W | 59-58 |
| N20 | ^ at Kansas State | L | 61-73 |
| N23 | New Mexico | W | 55-48 |
| N29 | Notre Dame | L | 57-69 |
| D4 | at Pepperdine | W | 64-63 |
| D7 | at Connecticut | L | 44-68 |
| D14 | Tennessee & | L | 39-71 |
| D19 | at SMU | W | 80-58 |
| D21 | at Colorado | L | 86-93 |
| D27 | * at Oregon State | L | 61-63 |
| D29 | * at Oregon | L | 73-79 |
| J3 | * Washington State | W | 92-44 |
| J5 | * Washington | L | 81-83 (ot) |
| J9 | at UC Santa Barbara | L | 57-72 |
| J12 | * at UCLA | L | 64-72 |
| J16 | * at Arizona | L | 76-79 |
| J18 | * at Arizona State | W | 58-53 |
| J24 | * California | W | 83-62 |
| J26 | * Stanford | W | 75-72 |
| J30 | * at Washington | L | 76-94 |
| F1 | * at Washington State | W | 89-36 |
| F8 | * UCLA | W | 72-68 |
| F14 | * Arizona State | W | 64-56 |
| F16 | * Arizona | L | 64-78 |
| F20 | * at Stanford | L | 55-63 |
| F22 | * at California | L | 50-60 |
| F27 | * Oregon | L | 70-75 |
| M1 | * Oregon State | W | 87-44 |
| M7 | \$ Washington State | W | 53-46 |
| M8 | \$ Washington | L | 63-64 |

^ Preseason WNIT - all at home sites
& Game played at Great Western Forum
* Pac-10 conference game
\$ State Farm Pac-10 Tournament - Eugene, Ore.

1999-2000

Head Coach: CHRIS GOBRECHT
16-14 overall, 10-8 Pac-10 (5th)

Final Ranking: N/A

| | | | |
|-----|-----------------------|---|------------|
| N23 | at Portland | W | 59-47 |
| N26 | Creighton | W | 61-56 |
| N29 | Texas Tech | L | 63-66 (ot) |
| D4 | at San Diego State | W | 72-60 |
| D8 | at Long Beach State | L | 49-62 |
| D11 | Sacramento State | W | 84-42 |
| D19 | Baylor | W | 71-53 |
| D21 | at UC Santa Barbara | L | 53-77 |
| D27 | at Notre Dame | L | 59-74 |
| D30 | at Rutgers | L | 59-76 |
| J7 | * Washington State | W | 71-61 |
| J9 | * Washington | W | 77-66 |
| J16 | * at UCLA | L | 62-82 |
| J20 | * at Arizona State | L | 74-78 (ot) |
| J22 | * at Arizona | L | 52-67 |
| J27 | * Oregon | W | 74-73 |
| J29 | * Oregon State | L | 53-57 |
| F3 | * at California | L | 64-81 |
| F5 | * at Stanford | L | 56-69 |
| F12 | * UCLA | W | 73-69 |
| F17 | * Arizona | W | 80-68 |
| F19 | * Arizona State | W | 76-70 |
| F24 | * at Oregon State | L | 66-73 |
| F26 | * at Oregon | W | 69-63 |
| M3 | * California | W | 81-78 |
| M5 | * Stanford | L | 64-66 |
| M9 | * at Washington | W | 88-76 (ot) |
| M11 | * at Washington State | W | 62-59 |
| M16 | ^ at Santa Clara | W | 71-64 |
| M18 | ^ at Colorado State | L | 56-66 |

* Pac-10 conference game
^ WNIT First and Second Round

2001-02

Head Coach: CHRIS GOBRECHT
16-14 overall, 11-7 Pac-10 (4th)

Final Ranking: N/A

| | | | |
|-----|-----------------------|---|------------|
| N16 | at St. Joseph's | L | 72-81 |
| N18 | at Tennessee | L | 66-106 |
| N21 | Morgan State | W | 87-39 |
| N24 | ^ vs. Florida | W | 71-68 |
| N25 | ^ vs. Texas | L | 64-66 |
| N29 | Brigham Young | L | 73-75 (ot) |
| D4 | CS Northridge | W | 96-54 |
| D9 | at Notre Dame | L | 49-62 |
| D15 | Nevada | W | 86-48 |
| D20 | * Oregon State | W | 69-65 |
| D22 | * Oregon | W | 83-73 |
| D28 | * at California | W | 69-53 |
| D30 | * at Stanford | L | 66-78 |
| J4 | * at Washington State | W | 87-66 |
| J6 | * at Washington | L | 79-80 (ot) |
| J13 | * at UCLA | W | 67-57 |
| J17 | * Arizona | L | 74-78 |
| J19 | * Arizona State | W | 68-49 |
| J24 | * at Oregon | L | 65-75 |
| J26 | * at Oregon State | W | 60-58 |
| F1 | * Washington | L | 63-69 |
| F3 | * Washington State | W | 79-38 |
| F9 | * UCLA | W | 71-58 |
| F14 | * at Arizona State | L | 60-67 |
| F16 | * at Arizona | W | 71-64 |
| F22 | * Stanford | L | 60-78 |
| F24 | * California | W | 69-58 |
| M2 | \$ vs. Oregon State | L | 68-69 |
| M13 | % at San Francisco | W | 72-53 |
| M17 | % at Washington | L | 87-97 |

^ Paradise Jam - St. Thomas, V.I.
* Pac-10 conference game
\$ State Farm Pac-10 Tournament - Eugene, Ore.
% Postseason Women's NIT - all at home sites

2003-04

Head Coach: CHRIS GOBRECHT
15-13 overall, 11-7 Pac-10 (13rd)

Final Ranking: N/A

| | | | |
|-----|-----------------------|---|-------|
| N21 | at New Mexico | L | 75-77 |
| N28 | ^ vs. Seton Hall | W | 70-59 |
| N29 | ^ vs. Minnesota | L | 61-84 |
| D7 | Connecticut | L | 69-72 |
| D13 | San Diego | W | 82-65 |
| D17 | SMU | W | 64-48 |
| D20 | Colorado | L | 67-69 |
| D22 | at Notre Dame | L | 62-73 |
| D28 | * UCLA | W | 64-51 |
| J2 | * at Oregon | W | 69-55 |
| J4 | * at Oregon State | L | 67-72 |
| J9 | * Washington | W | 70-50 |
| J11 | * Washington State | W | 82-52 |
| J15 | * at Arizona | L | 64-75 |
| J17 | * at Arizona State | W | 68-65 |
| J23 | * California | W | 67-47 |
| J25 | * Stanford | W | 59-56 |
| J29 | * Oregon State | L | 66-73 |
| J31 | * Oregon | W | 71-56 |
| F5 | * at Washington State | W | 83-47 |
| F7 | * at Washington | L | 70-72 |
| F12 | * Arizona State | W | 65-50 |
| F15 | * Arizona | W | 68-66 |
| F19 | * at Stanford | L | 57-75 |
| F21 | * at California | L | 59-68 |
| F26 | UC Santa Barbara | W | 76-61 |
| F29 | * at UCLA | L | 64-68 |
| M6 | \$ vs. Washington | L | 50-67 |

^ Junkanoo Jam Tournament - Freeport, Bahamas
* Pac-10 conference game
\$ State Farm Pac-10 Tournament - Eugene, Ore.

YEAR-BY-YEAR RESULTS

USC WOMEN'S BASKETBALL

1983 NCAA CHAMPIONS • 1984 NCAA CHAMPIONS • 1994 PAC-10 CHAMPIONS • 2014 PAC-12 TOURNAMENT CHAMPIONS

2004-05

Head Coach: MARK TRAKH
20-11 overall, 12-6 Pac-10 (t2nd)
Final Ranking: 22nd USA Today/ESPN

| | | | |
|-----|-----------------------|---|------------|
| N19 | Massachusetts | W | 54-49 |
| N20 | DePaul | L | 77-99 |
| N26 | Notre Dame | L | 56-60 |
| N28 | Harvard | W | 74-58 |
| D5 | Loyola Marymount | W | 77-56 |
| D7 | at San Diego | W | 68-47 |
| D11 | South Dakota State | W | 66-59 |
| D18 | at Brigham Young | L | 73-76 |
| D21 | at Texas Christian | W | 71-70 |
| D28 | * at UCLA | L | 61-62 |
| J2 | * Oregon | W | 77-72 |
| J4 | * Oregon State | W | 62-51 |
| J7 | * at Washington | W | 62-52 |
| J9 | * at Washington State | W | 77-75 (ot) |
| J14 | * Arizona | W | 67-54 |
| J16 | * Arizona State | W | 66-45 |
| J20 | * at California | W | 76-71 |
| J22 | * at Stanford | L | 58-94 |
| J27 | * at Oregon State | W | 69-59 |
| J29 | * at Oregon | L | 59-81 |
| F3 | * Washington State | W | 69-62 |
| F5 | * Washington | W | 73-68 |
| F10 | * at Arizona State | L | 45-49 |
| F12 | * at Arizona | L | 74-87 |
| F18 | * Stanford | L | 62-88 |
| F20 | * California | W | 103-69 |
| F26 | * UCLA | W | 80-77 |
| M5 | \$ Arizona | W | 74-66 |
| M6 | \$ Stanford | L | 69-73 |
| M19 | ! Louisville | W | 65-49 |
| M21 | ! Michigan State | L | 59-61 |

^ DePaul Moran Realty Classic - Chicago, Ill.
* Pac-10 conference game
\$ State Farm Pac-10 Tournament - San Jose, Calif.
! NCAA First & Second Round - Minneapolis, Minn.

2006-07

Head Coach: MARK TRAKH
17-13 overall, 10-8 Pac-10 (5th)
Final Ranking: NR

| | | | |
|-----|-----------------------|---|-------------|
| N10 | Long Beach State | W | 85-50 |
| N17 | at South Dakota State | L | 63-67 |
| N19 | at Ohio State | L | 58-77 |
| N24 | Notre Dame | W | 69-58 |
| N26 | Nebraska | L | 65-72 |
| D2 | at Colorado | W | 76-57 |
| D4 | at Utah | L | 66-70 |
| D9 | Hawai'i | W | 72-52 |
| D14 | ^ Prairie View A&M | W | 78-53 |
| D16 | ^ Houston | W | 65-42 |
| D20 | * Stanford | L | 46-62 |
| D22 | * California | L | 53-62 |
| D29 | * at Washington | L | 60-76 |
| D31 | * at Washington State | W | 62-56 |
| J5 | * Oregon | W | 79-71 (2ot) |
| J7 | * Oregon State | W | 59-51 |
| J13 | * at UCLA | W | 75-72 |
| J18 | * at Arizona | W | 77-68 |
| J21 | * at Arizona State | L | 54-62 |
| J26 | * Washington State | W | 65-47 |
| J28 | * Washington | W | 78-58 |
| F1 | * at Oregon State | W | 68-65 |
| F3 | * at Oregon | L | 63-73 |
| F10 | * UCLA | W | 62-55 |
| F15 | * Arizona State | L | 57-68 |
| F17 | * Arizona | W | 66-42 |
| F22 | * at California | L | 79-86 (ot) |
| F25 | * at Stanford | L | 53-56 |
| M3 | \$ Washington | W | 81-77 |
| M4 | \$ Stanford | L | 52-67 |

^ Women of Troy Classic - Los Angeles, Calif.
* Pac-10 conference game
\$ State Farm Pac-10 Tournament - San Jose, Calif.

2008-09

Head Coach: MARK TRAKH
17-15 overall, 9-9 Pac-10 (t-4th)
Final Ranking: NR

| | | | |
|-----|-----------------------|---|------------|
| N15 | % vs. Charlotte | L | 60-62 |
| N16 | % vs. UW-Milwaukee | W | 77-65 |
| N24 | at Pepperdine | W | 69-55 |
| N30 | UC Santa Barbara | W | 62-53 |
| D2 | Michigan | W | 81-53 |
| D5 | @ vs. Utah Valley | L | 64-66 |
| D6 | @ vs. BYU | L | 64-65 |
| D13 | ^ Montana State | W | 82-61 |
| D19 | ^ Duke | L | 89-97 (ot) |
| D20 | ^ Harvard | W | 95-74 |
| D30 | at Utah | L | 77-87 |
| J2 | * Oregon | W | 66-56 |
| J4 | * Oregon State | W | 78-54 |
| J11 | * at UCLA | L | 75-87 |
| J15 | * at Arizona | W | 77-71 (ot) |
| J17 | * at Arizona State | L | 71-83 |
| J22 | * Washington | W | 90-82 |
| J24 | * Washington State | W | 78-57 |
| J29 | * at Stanford | L | 53-81 |
| J31 | * at California | L | 71-73 |
| F8 | * UCLA | W | 87-76 |
| F12 | * Arizona State | L | 69-72 |
| F15 | * Arizona | L | 61-74 |
| F20 | * at Washington State | W | 68-57 |
| F22 | * at Washington | W | 77-53 |
| F27 | * California | L | 64-66 |
| M1 | * Stanford | L | 74-85 |
| M5 | * at Oregon State | L | 58-61 |
| M7 | * at Oregon | W | 94-64 |
| M13 | \$ Arizona State | W | 70-65 |
| M14 | \$ California | W | 69-67 |
| M15 | \$ Stanford | L | 64-89 |

% Wolfpack Invitational - Raleigh, N.C.
@ Hukilau Invitational - Laie, Hawai'i
^ Women of Troy Classic - Galen Center
* Pac-10 conference game
\$ State Farm Pac-10 Tournament - Galen Center

2005-06

Head Coach: MARK TRAKH
19-12 overall, 11-7 Pac-10 (t4th)
Final Ranking: RV

| | | | |
|-----|------------------------|---|-------------|
| N19 | ^ at Hawai'i | W | 80-71 |
| N20 | ^ vs. Eastern Illinois | W | 68-53 |
| N23 | at Long Beach State | L | 46-51 |
| N27 | at Notre Dame | L | 62-73 |
| D4 | TCU | W | 65-62 |
| D6 | at Loyola Marymount | W | 59-53 |
| D9 | Cal State Northridge | W | 97-69 |
| D11 | Ohio State | L | 57-68 |
| D16 | Cal State Fullerton | W | 94-54 |
| D20 | * Oregon State | W | 72-62 |
| D22 | * Oregon | W | 72-48 |
| D30 | * at Stanford | L | 56-77 |
| J1 | * at California | L | 68-73 |
| J6 | * Arizona State | W | 58-50 |
| J8 | * Arizona | W | 76-60 |
| J12 | * at Washington State | W | 81-60 |
| J14 | * at Washington | W | 64-61 |
| J21 | * UCLA | W | 73-70 |
| J27 | * California | L | 67-72 |
| J29 | * Stanford | L | 69-78 |
| F2 | * at Arizona | W | 73-72 |
| F4 | * at Arizona State | L | 72-79 |
| F9 | * Washington | L | 79-87 (2ot) |
| F11 | * Washington State | W | 75-67 |
| F18 | * at UCLA | W | 77-73 |
| F23 | * at Oregon | W | 69-64 |
| F25 | * at Oregon State | L | 64-67 |
| M4 | \$ Washington | W | 70-67 |
| M5 | \$ Stanford | L | 44-73 |
| 19 | ! Duke | W | 67-65 |
| 21 | ! South Florida | W | 67-65 |
| 21 | ! Duke | L | 51-85 |

* Pac-10 conference game
^ Waikiki Beach Marriott Classic - Honolulu, HI.
\$ State Farm Pac-10 Tournament - San Jose, Calif.
! NCAA First & Second Round - Norfolk, Va.

2007-08

Head Coach: MARK TRAKH
17-13 overall, 10-8 Pac-10 (4th)
Final Ranking: NR

| | | | |
|-----|------------------------|---|------------|
| N11 | at UC Santa Barbara | L | 63-69 (ot) |
| N18 | Colorado | W | 70-57 |
| N23 | % vs. Virginia Tech | W | 65-64 |
| N24 | % vs. Georgia | L | 57-59 |
| N30 | at Cal State Fullerton | W | 104-77 |
| D3 | Utah | W | 62-45 |
| D8 | at Nebraska | L | 69-87 |
| D10 | at Michigan | L | 61-82 |
| D15 | Pepperdine | W | 55-52 |
| D20 | ^ Grambling State | W | 78-45 |
| D21 | ^ Portland State | W | 75-68 |
| D28 | * at Arizona | W | 77-70 |
| D30 | * at Arizona State | L | 63-66 |
| J4 | * California | L | 52-57 |
| J6 | * Stanford | W | 73-72 |
| J10 | * at Washington State | W | 62-58 |
| J13 | * at Washington | L | 45-60 |
| J19 | * UCLA | W | 64-56 |
| J24 | * Oregon State | W | 59-47 |
| J26 | * Oregon | W | 46-42 |
| J31 | * at Stanford | L | 51-77 |
| F2 | * at California | L | 55-60 (ot) |
| F8 | * Washington | W | 68-52 |
| F10 | * Washington State | W | 64-46 |
| F17 | * at UCLA | W | 49-36 |
| F21 | * at Oregon | W | 67-58 |
| F23 | * at Oregon State | L | 54-55 |
| F28 | * Arizona | L | 62-64 |
| M1 | * Arizona State | L | 57-65 |
| M8 | \$ UCLA | L | 52-73 |

% Junkanoo Jam - Freeport, Bahamas
^ Women of Troy Classic - Los Angeles, Calif.
* Pac-10 conference game
\$ State Farm Pac-10 Tournament - San Jose, Calif.

2009-10

Head Coach: MICHAEL COOPER
19-12 overall, 12-6 Pac-10 (3rd)
Final Ranking: NR

| | | | |
|-----|-------------------------|---|------------|
| N13 | Xavier | L | 71-81 (ot) |
| N15 | Fresno State | W | 68-63 |
| N19 | at Gonzaga | L | 58-70 |
| N26 | % vs. Rutgers | L | 51-66 |
| N27 | % vs. Texas | W | 61-54 |
| N28 | % vs. Mississippi State | W | 64-60 |
| D3 | at Long Beach State | W | 83-77 |
| D6 | at Duke | L | 72-78 |
| D19 | ^ Dartmouth | W | 78-46 |
| D20 | ^ Cal State Bakersfield | W | 93-56 |
| D30 | North Carolina State | L | 53-59 |
| J1 | * at Arizona State | W | 60-56 |
| J3 | * at Arizona | W | 81-78 (ot) |
| J8 | * Stanford | L | 62-82 |
| J10 | * California | W | 67-64 |
| J17 | * UCLA | W | 70-63 |
| J21 | * at Washington | W | 69-65 |
| J23 | * at Washington State | W | 61-51 |
| J28 | * Oregon State | W | 61-34 |
| J30 | * Oregon | L | 77-85 |
| F4 | * at California | L | 55-61 |
| F7 | * at Stanford | L | 39-77 |
| F13 | * at UCLA | L | 56-74 |
| F18 | * Washington State | L | 52-64 |
| F20 | * Washington | W | 56-51 |
| F25 | * at Oregon | W | 87-84 |
| F27 | * at Oregon State | W | 53-50 |
| M4 | * Arizona | W | 55-53 |
| M6 | * Arizona State | W | 62-52 |
| M12 | \$ Oregon | W | 80-76 |
| M13 | \$ UCLA | L | 53-59 |

% U.S. Virgin Islands Paradise Jam - St. Thomas, USVI
^ Women of Troy Classic - Galen Center
* Pac-10 conference game
\$ State Farm Pac-10 Tournament - Galen Center

YEAR-BY-YEAR RESULTS

USC WOMEN'S BASKETBALL

1983 NCAA CHAMPIONS • 1984 NCAA CHAMPIONS • 1994 PAC-10 CHAMPIONS • 2014 PAC-12 TOURNAMENT CHAMPIONS

2010-11

Head Coach: MICHAEL COOPER

24-13 overall, 10-8 Pac-10 (4th)

Final Ranking: NR

| | | | |
|--------|---------------------|---|------------|
| N12 | Gonzaga | W | 79-73 |
| N15 | at Duke | L | 50-75 |
| N21 | Long Beach State | W | 82-60 |
| N23 | Georgia | W | 71-63 |
| N26 % | vs. Princeton | L | 59-60 |
| N28 % | vs. Quinnipiac | W | 78-59 |
| D2 | at Xavier | L | 66-69 |
| D5 | at NC State | W | 84-75 |
| D18 ^ | Colorado | W | 68-54 |
| D19 ^ | San Diego State | W | 74-64 |
| D29 | at Fresno State | W | 82-78 |
| D31 * | at Washington State | W | 72-57 |
| J2 * | at Washington | W | 60-51 |
| J8 * | at UCLA | L | 42-61 |
| J13 * | Oregon | W | 79-76 |
| J15 * | Oregon State | W | 53-45 |
| J20 * | at California | L | 71-82 |
| J22 * | at Stanford | L | 51-95 |
| J27 * | Arizona | W | 81-72 |
| J29 * | Arizona State | L | 61-62 |
| F6 * | UCLA | L | 67-74 |
| F10 * | at Oregon State | W | 70-51 |
| F12 * | at Oregon | W | 85-63 |
| F18 * | Stanford | L | 64-78 |
| F20 * | California | W | 80-67 |
| F24 * | at Arizona State | L | 55-69 |
| F26 * | at Arizona | L | 74-84 |
| M3 * | Washington State | W | 74-67 |
| M6 * | Washington | W | 65-61 (ot) |
| M9 \$ | Washington State | W | 78-66 |
| M10 \$ | Arizona | L | 61-72 |
| M17 # | UC Santa Barbara | W | 67-64 |
| M20 # | at Nevada | W | 78-59 |
| M23 # | at BYU | W | 62-50 |
| M27 # | at Colorado | W | 87-70 |
| M30 # | at Illinois State | W | 63-36 |
| A2 # | Toledo | L | 68-76 |

% Vanderbilt Thanksgiving Tournament - Nashville, TN

^ Women of Troy Classic - Galen Center

* Pac-10 conference game

\$ Pacific Life Pac-10 Tournament - Galen Center

Women's National Invitation Tournament

2011-12

Head Coach: MICHAEL COOPER

18-12 overall, 12-6 Pac-12 (3rd)

Final Ranking: NR

| | | | |
|-------|---------------------|---|------------|
| N11 | Fresno State | W | 65-57 |
| N18 | at Nebraska | L | 68-50 |
| N20 | at Georgia | L | 67-60 |
| N25 % | vs. Notre Dame | L | 80-58 |
| N26 % | vs. Gardner-Webb | W | 82-41 |
| N30 | UTSA | W | 74-56 |
| D4 | at Gonzaga | W | 58-51 |
| D15 | at Arkansas State | L | 58-56 |
| D18 | at Texas A&M | L | 71-70 |
| D21 | at Pepperdine | W | 75-71 (ot) |
| D29 * | Stanford | L | 61-53 |
| D31 * | California | W | 74-54 |
| J5 * | at Arizona State | W | 60-48 |
| J7 * | at Arizona | W | 72-67 |
| J14 * | at UCLA | W | 47-43 |
| J19 * | Oregon | W | 92-73 |
| J21 * | Oregon State | L | 65-61 (ot) |
| J26 * | at Colorado | L | 69-67 |
| J28 * | at Utah | L | 63-55 |
| J31 | UC Santa Barbara | W | 50-39 |
| F2 * | Washington State | W | 67-62 |
| F5 * | Washington | L | 67-61 |
| F9 * | at Stanford | L | 69-52 |
| F11 * | at California | W | 76-75 (ot) |
| F19 * | UCLA | W | 66-54 |
| F23 * | Arizona | W | 78-62 |
| F25 * | Arizona State | W | 59-53 |
| M1 * | at Washington | W | 62-55 |
| M3 * | at Washington State | W | 65-54 |
| M8 \$ | WSU | L | 69-55 |

% Junkanoo Jam - Bahamas

* Pac-12 conference game

\$ Pacific Life Pac-12 Tournament - Galen Center

2012-13

Head Coach: MICHAEL COOPER

11-20 overall, 7-11 Pac-12 (7th)

Final Ranking: NR

| | | | |
|-------|---------------------|---|------------|
| N11 | Gonzaga | L | 63-52 |
| N18 | Pepperdine | W | 65-56 |
| N21 | Arkansas State | W | 72-58 |
| N23 | Nebraska | L | 74-65 |
| N27 | at UC Santa Barbara | W | 62-51 |
| N30 | at San Diego State | L | 80-46 |
| D5 | at Fresno State | L | 65-60 |
| D15 | Texas A&M | L | 79-61 |
| D21 ^ | UC Davis | L | 78-69 |
| D22 ^ | Duke | L | 75-60 |
| D29 | Vanderbilt | L | 74-56 |
| J4 * | at Oregon State | W | 56-55 |
| J6 * | at Oregon | W | 67-62 |
| J11 * | Washington | W | 81-72 |
| J13 * | Washington State | W | 61-59 |
| J17 * | at California | W | 71-63 (ot) |
| J20 * | at Stanford | L | 75-66 |
| J25 * | Arizona State | L | 60-53 |
| J27 * | Arizona | W | 74-57 |
| F1 * | Utah | L | 63-60 |
| F3 * | Colorado | L | 65-49 |
| F8 * | at Washington State | L | 57-54 |
| F10 * | at Washington | L | 61-58 |
| F15 * | Stanford | L | 79-55 |
| F17 * | California | L | 72-64 |
| F19 * | UCLA | L | 68-54 |
| F24 * | at UCLA | L | 63-58 |
| M1 * | at Arizona | W | 74-62 |
| M3 * | at Arizona State | W | 67-60 |
| M7 \$ | Oregon State | W | 64-57 |
| M8 \$ | California | L | 78-59 |

^ Women of Troy Classic - Galen Center

* Pac-12 conference game

\$ Pacific Life Pac-12 Tournament - Key Arena • Seattle

2013-14

Head Coach: CYNTHIA COOPER-DYKE

22-13 overall, 11-7 Pac-12 (t4th)

Final Ranking: RV

| | | | |
|-------|-------------------------|---|------------|
| N8 | at UC Davis | W | 64-55 |
| N10 | at Fresno State | W | 63-54 |
| N13 | San Diego State | W | 65-61 |
| N22 | at Oklahoma State | L | 82-51 |
| N25 | South Carolina | L | 70-50 |
| N28 % | vs. Iowa | L | 78-65 |
| N29 % | vs. UNC Wilmington | W | 85-59 |
| N30 % | vs. Boston College | W | 79-52 |
| D10 | at Cal State Northridge | L | 65-64 |
| D19 | Saint Mary's | L | 71-55 |
| D21 | Hawai'i | W | 66-55 |
| D28 | Long Beach State | W | 89-72 |
| D30 * | at UCLA | W | 56-54 |
| J3 * | Colorado | W | 55-45 |
| J5 * | Utah | W | 55-47 |
| J10 * | at Arizona State | L | 94-86 (ot) |
| J12 * | at Arizona | W | 54-45 |
| J17 * | Oregon State | W | 81-60 |
| J19 * | Oregon | W | 109-85 |
| J24 * | at California | W | 77-70 |
| J27 * | at Stanford | L | 86-59 |
| J31 * | Washington State | L | 79-75 |
| F2 * | Washington | L | 63-55 |
| F8 * | UCLA | W | 68-54 |
| F14 * | at Oregon | W | 88-78 |
| F16 * | at Oregon State | L | 58-48 |
| F21 * | Stanford | L | 64-59 |
| F23 * | California | L | 76-67 |
| F27 * | at Utah | W | 67-57 |
| M2 * | at Colorado | W | 66-59 |
| M6 \$ | Arizona | W | 59-54 |
| M7 \$ | Arizona State | W | 59-57 |
| M8 \$ | Stanford | W | 72-68 |
| M9 \$ | Oregon State | W | 71-62 |
| M22 ! | St. John's | L | 71-68 |

% Cancun Challenge — Mayan Tourn. - Riviera Maya, Mexico

* Pac-12 conference game

\$ Pac-12 Tournament - Key Arena • Seattle

! NCAA First & Second Rounds - Knoxville, Tenn.

2014-15

Head Coach: CYNTHIA COOPER-DYKE

15-15 overall, 7-11 Pac-12 (t7th)

Final Ranking: NR

| | | | |
|-------|-----------------------|---|-------------|
| N15 | at South Carolina | L | 70-61 |
| N17 | at Davidson | W | 99-64 |
| N21 | at Long Beach State | W | 90-85 (ot) |
| N23 | Fresno State | W | 68-50 |
| N28 % | vs. Sam Houston State | W | 88-67 |
| N29 % | at SMU | W | 64-57 |
| D6 | at Saint Mary's | L | 64-58 |
| D9 | Cal State Northridge | W | 85-74 (ot) |
| D14 | Sacramento State | W | 101-99 |
| D18 | Loyola Marymount | W | 96-54 |
| D21 | Oklahoma State | L | 66-62 |
| D30 * | UCLA | L | 59-52 |
| J3 * | Oregon | W | 70-54 |
| J5 * | Oregon State | L | 76-66 |
| J9 * | at Colorado | W | 81-61 |
| J11 * | at Utah | W | 46-43 |
| J18 * | at UCLA | L | 71-60 |
| J23 * | California | L | 67-53 |
| J25 * | Stanford | L | 71-60 |
| J31 * | at Oregon State | L | 68-35 |
| F2 * | at Oregon | L | 63-57 |
| F6 * | Utah | W | 73-54 |
| F8 * | Colorado | W | 66-51 |
| F13 * | at Stanford | L | 79-60 |
| F15 * | at California | W | 65-54 |
| F20 * | Arizona | W | 77-51 |
| F22 * | Arizona State | L | 76-73 (2ot) |
| F26 * | at Washington | L | 60-48 |
| F28 * | at Washington State | L | 68-62 |
| M5 \$ | Colorado | L | 75-63 |

% SMU Thanksgiving Classic - Dallas, Texas

* Pac-12 conference game

\$ Pac-12 Tournament - Key Arena • Seattle

2015-16

Head Coach: CYNTHIA COOPER-DYKE

19-13 overall, 6-12 Pac-12 (8th)

Final Ranking: NR

| | | | |
|-------|--------------------|---|------------|
| N13 | Hope International | W | 92-43 |
| N16 | Santa Clara | W | 81-46 |
| N22 % | vs. Grand Canyon | W | 75-44 |
| N23 % | vs. West Virginia | W | 78-67 (ot) |
| N24 % | at Gonzaga | W | 60-56 |
| N29 % | Iona | W | 76-56 |
| D4 | Southern Utah (LC) | W | 71-32 |
| D6 | UNLV | W | 73-42 |
| D13 | Long Beach State | W | 69-43 |
| D18 ^ | Florida A&M | W | 88-45 |
| D20 ^ | Albany | W | 88-67 |
| D28 | UC Irvine | W | 75-56 |
| D30 * | at UCLA | L | 78-73 |
| J2 * | Oregon State | L | 57-49 |
| J4 * | Oregon | W | 74-67 |
| J10 * | UCLA | W | 71-68 |
| J15 * | at Washington St. | L | 73-61 |
| J17 * | at Washington | L | 69-60 |
| J22 * | Stanford | L | 57-47 |
| J24 * | California | W | 61-47 |
| J29 * | at Utah | W | 70-59 |
| J31 * | at Colorado | L | 66-63 |
| F5 * | at Arizona | W | 67-57 |
| F7 * | at Arizona State | L | 69-68 |
| F12 * | Washington | L | 61-53 |
| F14 * | Washington St. | W | 64-62 |
| F19 * | at Oregon St. | L | 76-52 |
| F21 * | at Oregon | L | 69-60 |
| F26 * | Arizona State | L | 50-45 |
| F28 * | Arizona | L | 63-56 |
| M3 \$ | Washington State | W | 77-73 |
| M4 \$ | Oregon State | L | 63-53 |

% Naismith Memorial Hall of Fame Challenge (Spokane, Wash. & Mohegan Sun Arena) (LC) - Game played at Lyon Center

^ Women of Troy Classic (Galen Center)

* Pac-12 conference game

\$ Pac-12 Tournament - Key Arena • Seattle

YEAR-BY-YEAR RESULTS

USC WOMEN'S BASKETBALL

1983 NCAA CHAMPIONS • 1984 NCAA CHAMPIONS • 1994 PAC-10 CHAMPIONS • 2014 PAC-12 TOURNAMENT CHAMPIONS

2016-17

Head Coach: CYNTHIA COOPER-DYKE
14-16 overall, 5-13 Pac-12 (t-9th)

Final Ranking: NR

| | | | |
|-----|-----------------------|---|--------|
| N11 | Hawai'i | W | 76-44 |
| N16 | UC Riverside | W | 67-49 |
| N19 | at UNLV | L | 77-66 |
| N22 | % vs. Missouri State | W | 89-67 |
| N23 | % vs. Portland | W | 67-54 |
| N27 | Long Beach State | W | 82-74 |
| N30 | at Texas A&M | W | 66-62 |
| D3 | at Sacramento State | W | 111-95 |
| D16 | ^ Grambling State | W | 75-64 |
| D18 | ^ Mississippi State | L | 76-72 |
| D21 | at UC Irvine | W | 85-45 |
| D30 | * Colorado | W | 79-54 |
| J1 | * Utah | L | 58-53 |
| J6 | * at Washington | L | 77-67 |
| J8 | * at Washington State | L | 74-57 |
| J13 | * Oregon | L | 59-53 |
| J15 | * Oregon State | L | 74-60 |
| J18 | * UCLA | L | 74-59 |
| J22 | * at UCLA | L | 71-67 |
| J27 | * Arizona | W | 58-54 |
| J29 | * Arizona State | W | 65-50 |
| F3 | * at Stanford | L | 58-42 |
| F5 | * at California | L | 63-56 |
| F10 | * at Oregon State | W | 70-50 |
| F12 | * at Oregon | L | 73-50 |
| F17 | * Washington State | W | 80-64 |
| F19 | * Washington | L | 87-74 |
| F24 | * at Arizona State | L | 69-62 |
| F26 | * at Arizona | L | 67-62 |
| M2 | \$ vs. California | L | 71-58 |

% Great Alaska Shootout (Anchorage, Alaska)
^ Women of Troy Classic (Galen Center)
* Pac-12 conference game
\$ Pac-12 Tournament - Key Arena • Seattle

2018-19

Head Coach: MARK TRAKH
17-13 overall, 7-11 Pac-12 (9th)

Final Ranking: NR

| | | | |
|-----|---------------------|---|------------|
| N6 | UC Riverside | W | 73-55 |
| N11 | at Long Beach State | W | 86-50 |
| N15 | UC Santa Barbara | W | 82-39 |
| N17 | Santa Clara | W | 77-46 |
| N23 | % vs. Utah State | W | 55-46 |
| N25 | % at Nevada | W | 72-51 |
| N28 | Fresno State | W | 62-61 |
| D1 | at UNLV | W | 86-72 |
| D16 | CSUN | W | 58-42 |
| D19 | at Texas A&M | L | 71-51 |
| D22 | at UT Arlington | W | 73-61 |
| D30 | * UCLA | L | 72-65 |
| J4 | * at Stanford | L | 72-64 |
| J6 | * at California | L | 66-59 |
| J11 | * Oregon | L | 93-53 |
| J13 | * Oregon State | L | 76-52 |
| J20 | * at UCLA | W | 72-67 |
| J25 | * at Arizona | L | 71-68 |
| J27 | * at Arizona State | L | 68-59 |
| F1 | * Washington | W | 82-57 |
| F3 | * Washington State | W | 81-73 |
| F8 | * at Utah | W | 84-80 |
| F10 | * at Colorado | L | 81-76 |
| F15 | * California | W | 86-76 |
| F17 | * Stanford | L | 69-67 |
| F22 | * at Oregon State | L | 68-61 |
| F24 | * at Oregon | L | 96-78 |
| M1 | * Colorado | W | 84-77 |
| M3 | * Utah | W | 83-77 (ot) |
| M7 | \$ vs. Arizona | L | 76-48 |

% Nugget Classic (Reno, Nev.)
* Pac-12 conference game
\$ Pac-12 Tournament - MGM Grand Arena (Las Vegas)

2020-21

Head Coach: MARK TRAKH
11-12 overall, 8-10 Pac-12 (8th)

Final Ranking: NR

| | | | |
|-----|-----------------------|-----------|------------|
| N25 | LMU | W | 85-55 |
| D4 | * at Arizona State | L | 63-58 |
| D6 | * at Arizona | L | 78-77 |
| D13 | * UCLA | L | 73-52 |
| D19 | * Stanford | L | 80-60 |
| D21 | * California | W | 77-54 |
| D23 | Long Beach State | W | 71-65 |
| J1 | * at #8 Oregon | L | 92-64 |
| J3 | * at Oregon State | Postponed | |
| J8 | * Utah | W | 60-59 |
| J11 | * Colorado | W | 56-52 |
| J15 | * Washington St. | W | 81-77 (ot) |
| J17 | * Washington | Postponed | |
| J17 | UC Riverside | L | 54-52 |
| J22 | * at California | Postponed | |
| J24 | * at Stanford | L | 86-59 |
| J29 | * Arizona | Postponed | |
| J31 | * Arizona State | W | 65-57 |
| F5 | * at Washington | W | 63-54 |
| F7 | * at Washington State | W | 81-71 |
| F12 | * at Colorado | L | 66-56 |
| F14 | * at Utah | W | 66-49 |
| F19 | * Oregon State | L | 77-52 |
| F21 | * Oregon | L | 72-48 |
| F26 | * at UCLA | L | 93-51 |
| M3 | \$ vs. Arizona State | W | 71-65 |
| M4 | \$ vs. Stanford | L | 92-53 |

* Pac-12 conference game
\$ Pac-12 Tourn. - Michelob Ultra Arena (Las Vegas)

2021-22

Head Coach: LINDSAY GOTTLIEB
12-16 overall, 5-12 Pac-12 (10th)

Final Ranking: NR

| | | | |
|-----|-----------------------|-----------|------------|
| N11 | Hawai'i | W | 90-50 |
| N14 | at Virginia | W | 65-48 |
| N18 | Western Michigan | W | 80-50 |
| N20 | Missouri State | L | 67-41 |
| N25 | % vs. Seton Hall | W | 79-65 |
| N27 | % vs. UCF | L | 56-47 |
| D2 | UC Irvine | W | 78-69 |
| D5 | San Francisco | L | 78-63 |
| D15 | CSUN | W | 76-51 |
| D18 | Texas Southern | W | 77-45 |
| D21 | at Long Beach State | Canceled | |
| D31 | * Arizona | Postponed | |
| J2 | * Arizona State | Postponed | |
| J7 | * at Colorado | L | 71-58 |
| J9 | * at Utah | Postponed | |
| J9 | * Arizona | W | 76-67 |
| J14 | * Washington State | L | 71-63 |
| J16 | * Washington | W | 73-66 |
| J20 | * at UCLA | L | 66-43 |
| J23 | * UCLA | L | 68-58 |
| J28 | * at Oregon State | L | 63-61 (ot) |
| J30 | * at Oregon | L | 80-48 |
| F4 | * California | L | 62-59 |
| F6 | * Stanford | L | 83-57 |
| F9 | * at Utah* | L | 91-69 |
| F11 | * at Washington | W | 70-59 |
| F13 | * at Washington State | L | 57-54 |
| F18 | * Utah | W | 83-62 |
| F20 | * Colorado | L | 67-52 |
| F24 | * at Arizona State | W | 60-58 |
| F26 | * at Arizona | L | 68-59 |
| M2 | \$ vs. UCLA | L | 73-60 |

% Cancun Challenge | Riviera Division (Cancun, Mexico)
* Pac-12 conference game
\$ Pac-12 Tourn. - Michelob Ultra Arena (Las Vegas)

2017-18

Head Coach: MARK TRAKH
20-11 overall, 9-9 Pac-12 (7th)

Final Ranking: NR

| | | | |
|-----|---------------------------|---|-------------|
| N10 | Montana State | W | 98-47 |
| N13 | at UC Riverside | W | 64-46 |
| N17 | at Santa Clara | W | 64-43 |
| N20 | Long Beach State | W | 75-60 |
| N24 | ^ vs. Purdue | W | 58-46 |
| N25 | ^ vs. Marist | W | 78-57 |
| N26 | ^ at Hawaii | W | 71-60 |
| D1 | at LMU | W | 80-70 |
| D15 | Texas A&M | L | 75-74 |
| D19 | % vs Middle Tennessee | W | 72-57 |
| D20 | % at UT Rio Grande Valley | W | 71-64 |
| D29 | * at California | L | 76-64 |
| D31 | * at Stanford | L | 72-65 |
| J5 | * Oregon | L | 70-66 |
| J7 | * Oregon State | W | 65-61 |
| J12 | * at Colorado | W | 86-51 |
| J14 | * at Utah | W | 58-47 |
| J19 | * Stanford | L | 59-55 |
| J21 | * California | L | 62-59 |
| J26 | * at Washington State | W | 73-72 |
| J28 | * at Washington | W | 72-61 |
| F2 | * at UCLA | L | 59-46 |
| F5 | * UCLA | L | 84-70 |
| F9 | * Arizona State | W | 77-62 |
| F11 | * Arizona | W | 78-52 |
| F16 | * at Oregon | L | 80-74 (2ot) |
| F18 | * at Oregon State | L | 69-63 |
| F22 | * Utah | W | 53-52 (ot) |
| F24 | * Colorado | W | 65-53 |
| M1 | \$ vs. Washington State | W | 47-44 |
| M2 | \$ vs. Stanford | L | 69-59 |

^ Rainbow Wahine Showdown (Honolulu, Hawaii)
% UTRGV Holiday Classic (Edinburg, Texas)
* Pac-12 conference game
\$ Pac-12 Tournament - Key Arena • Seattle

2019-20

Head Coach: MARK TRAKH
17-14 overall, 8-10 Pac-12 (7th)

Final Ranking: NR

| | | | |
|-----|-----------------------|---|-------------|
| N5 | at CSUN | W | 69-53 |
| N9 | Virginia | W | 59-49 |
| N14 | at UC Riverside | W | 76-59 |
| N18 | at UC Santa Barbara | L | 57-46 |
| N23 | Texas A&M | L | 74-64 |
| D29 | % vs. Nebraska | L | 67-54 |
| D30 | % vs. Alabama | W | 60-57 |
| D14 | UNLV | W | 75-54 |
| D18 | UTRGV | W | 80-43 |
| D20 | ^ Nevada | W | 50-47 |
| D21 | ^ Long Beach State | W | 57-40 |
| D29 | * at UCLA | L | 83-59 |
| J3 | * Arizona | L | 65-57 |
| J5 | * Arizona State | L | 63-54 |
| J10 | * at Colorado | L | 66-53 |
| J12 | * at Utah | L | 67-65 |
| J17 | * UCLA | W | 70-68 (2ot) |
| J24 | * Washington State | W | 74-63 |
| J26 | * Washington | W | 81-78 (ot) |
| J31 | * at Arizona State | L | 76-75 (3ot) |
| F2 | * at Arizona | L | 73-57 |
| F7 | * at California | W | 75-67 |
| F9 | * at Stanford | L | 79-59 |
| F14 | * Oregon State | W | 72-66 |
| F16 | * Oregon | L | 93-67 |
| F21 | * at Washington | L | 75-66 |
| F23 | * at Washington State | W | 66-60 |
| F28 | * Utah | W | 69-66 |
| M1 | * Colorado | W | 66-55 |
| M5 | \$ vs. Colorado | W | 69-54 |
| M6 | \$ vs. UCLA | L | 73-66 |

% South Point Shootout (Las Vegas, Nev.)
^ Women of Troy Classic (Galen Center)
* Pac-12 conference game
\$ Pac-12 Tourn. - Mandalay Bay Events Center (Las Vegas)

YEAR-BY-YEAR RESULTS

USC WOMEN'S BASKETBALL

1983 NCAA CHAMPIONS • 1984 NCAA CHAMPIONS • 1994 PAC-10 CHAMPIONS • 2014 PAC-12 TOURNAMENT CHAMPIONS

2022-23

Head Coach: LINDSAY GOTTLIEB

21-10 overall, 11-7 Pac-12 (t-4th)

Final Ranking: RV

| | | | |
|-------|---------------------|---|-------------|
| N8 | CSU Bakersfield | W | 86-41 |
| N12 | Idaho State | W | 75-42 |
| N15 | at San Diego | W | 58-50 |
| N19 | at San Francisco | W | 74-48 |
| N23 | Penn | W | 66-60 |
| N26 | Utah State | W | 79-48 |
| N30 | California Baptist | W | 69-58 |
| D3 | Merrimack | W | 88-40 |
| D6 | San José State | W | 71-44 |
| D15 * | UCLA | L | 59-56 |
| D18 ^ | vs. Texas | L | 62-48 |
| D21 | Saint Mary's | W | 71-45 |
| D30 * | at Oregon State | W | 69-58 |
| J1 * | at #Oregon | L | 73-45 |
| J8 * | at UCLA | L | 61-60 |
| J13 * | California | W | 63-43 |
| J15 * | Stanford | W | 55-46 |
| J20 * | at Washington State | W | 51-44 |
| J22 * | at Washington | W | 63-54 (ot) |
| J27 * | at Utah | L | 83-73 |
| J29 * | at #Colorado | W | 71-54 |
| F3 * | Arizona State | W | 64-49 |
| F5 * | Arizona | L | 81-75 (2ot) |
| F10 * | Oregon | W | 56-51 |
| F12 * | Oregon State | W | 60-56 (ot) |
| F17 * | at Stanford | L | 50-47 |
| F19 * | at California | L | 81-78 (ot) |
| F23 * | Washington | W | 47-43 |
| F25 * | Washington State | W | 68-65 (2ot) |
| M1 \$ | vs. Oregon State | L | 56-48 |
| M17 ! | South Dakota St. | L | 62-57 (ot) |

% Pac-12 Coast-to-Coast Challenge (Dallas, Texas)

^ Pac-12 conference game

* Pac-12 conference game

\$ Pac-12 Tourn. - Michelob Ultra Arena (Las Vegas)

! NCAA First & Second Rounds (Blacksburg, Va.)

YEAR-BY-YEAR RESULTS

USC WOMEN'S BASKETBALL

1983 NCAA CHAMPIONS • 1984 NCAA CHAMPIONS • 1994 PAC-10 CHAMPIONS • 2014 PAC-12 TOURNAMENT CHAMPIONS

1976-77

1. Delta State
2. Immaculata
3. St. Joseph's
4. Cal State Fullerton
5. Tennessee
6. Tennessee Tech
7. Wayland Baptist
8. Montclair State
9. Stephen F. Austin
10. North Carolina State
11. Louisiana State
12. Baylor
13. UCLA
14. Old Dominion
15. Southeast Louisiana
16. Maryland
17. Michigan State
18. Mississippi College
19. Southern Connecticut
20. Kansas State

1979-80

1. Old Dominion
2. Tennessee
3. Louisiana Tech
4. South Carolina
5. Stephen F. Austin
6. Maryland
7. Texas
8. Rutgers
9. Long Beach State
10. North Carolina State
11. Kansas
12. Cheyney State
13. Kansas State
14. Kentucky
15. Northwestern
16. Mercer
17. Oregon
18. Central Mississippi
19. San Francisco
20. BYU

1982-83

1. **USC**
2. Louisiana Tech
3. Texas
4. Old Dominion
5. Cheyney State
6. Long Beach State
7. Maryland
8. Penn State
9. Georgia
10. Tennessee
11. Arizona State
12. Kentucky
13. Mississippi
14. Auburn
15. Missouri
16. North Carolina State
17. Kansas State
18. North Carolina
19. Oregon State
20. Louisiana State

1985-86

1. Texas
2. Georgia
3. **USC**
4. Louisiana Tech
5. Western Kentucky
6. Virginia
7. Auburn
8. Long Beach State
9. Louisiana State
10. Rutgers
11. Mississippi
12. Ohio State
13. Penn State
14. Iowa
15. Tennessee
16. North Carolina
17. James Madison
18. Southern Illinois
19. Oklahoma
20. Vanderbilt

1988-89

1. Tennessee
2. Auburn
3. Louisiana Tech
4. Stanford
5. Maryland
6. Texas
7. Long Beach State
8. Iowa
9. Colorado
10. Georgia
11. Stephen F. Austin
12. Mississippi
13. North Carolina State
14. Ohio State
15. Purdue
16. UNLV
17. South Carolina
18. LaSalle
19. Western Kentucky
20. Old Dominion

1991-92

1. Virginia
2. Tennessee
3. Stanford
4. Stephen F. Austin
5. Mississippi
6. Miami
7. Iowa
8. Maryland
9. Penn State
10. SW Missouri State
11. Purdue
12. Texas Tech
13. Vanderbilt
14. West Virginia
15. Western Kentucky
16. George Washington
17. Kansas
18. Alabama
19. Texas
20. Clemson
21. Creighton
22. Houston
23. **USC**
24. Colorado
25. UC Santa Barbara

1977-78

1. Tennessee
2. Wayland Baptist
3. North Carolina State
4. Montclair State
5. UCLA
6. Maryland
7. Queens
8. Valdosta State
9. Delta State
10. Louisiana State
11. St. Joseph's
12. Old Dominion
13. Missouri
14. Stephen F. Austin
15. Texas
16. Ohio State
17. Penn State
18. Southern Connecticut
19. Memphis State
20. Mississippi

1980-81

1. Louisiana Tech
2. Tennessee
3. Old Dominion
4. **USC**
5. Cheyney State
6. Long Beach State
7. UCLA
8. Maryland
9. Rutgers
10. Kansas
11. Kentucky
12. Oregon
13. North Carolina State
14. Stephen F. Austin
15. Illinois State
16. Texas
17. Jackson State
18. Minnesota
19. Oregon
20. Clemson

1983-84

1. Texas
2. Louisiana Tech
3. **USC**
4. Old Dominion
5. **USC**
6. Long Beach State
7. Kansas State
8. Louisiana State
9. Cheyney State
10. Mississippi
11. Missouri
12. Alabama
13. NE Louisiana
14. North Carolina
15. Tennessee
16. North Carolina State
17. Maryland
18. Virginia
19. Ohio State
20. Tenn-Chattanooga

1986-87

1. Texas
2. Auburn
3. Louisiana Tech
4. Long Beach State
5. Rutgers
6. Georgia
7. Tennessee
8. Mississippi
9. Iowa
10. Ohio State
11. Virginia
12. James Madison
13. North Carolina State
14. Louisiana State
15. Penn State
16. Southern Illinois
17. Villanova
18. Vanderbilt
19. **USC**
20. Washington

1989-90

1. Louisiana Tech
2. Stanford
3. Washington
4. Tennessee
5. UNLV
6. Stephen F. Austin
7. Georgia
8. Texas
9. Auburn
10. Iowa
11. North Carolina State
12. Virginia
13. Northwestern
14. Long Beach State
15. Purdue
16. Hawaii
17. Northern Illinois
18. Providence
19. South Carolina
20. Southern Mississippi

1992-93

1. Vanderbilt
2. Tennessee
3. Ohio State
4. Iowa
5. Texas Tech
6. Stanford
7. Auburn
8. Penn State
9. Virginia
10. Colorado
11. Maryland
12. Stephen F. Austin
13. Western Kentucky
14. Louisiana Tech
15. **USC**
16. Texas
17. North Carolina
18. Vermont
19. Bowling Green
20. Miami (Fla.)
21. Georgia
22. Nebraska
23. Hawaii
24. Kansas
25. Northern Illinois

1978-79

1. Old Dominion
2. Louisiana Tech
3. Tennessee
4. Texas
5. Stephen F. Austin
6. UCLA
7. Rutgers
8. Maryland
9. Cheyney State
10. Wayland Baptist
11. North Carolina State
12. Valdosta State
13. Penn State
14. Kansas
15. South Carolina
16. Northwestern
17. UNLV
18. Long Beach State
19. Fordham
20. Montclair State

1981-82

1. Louisiana Tech
2. Cheyney State
3. Maryland
4. Tennessee
5. Texas
6. **USC**
7. Old Dominion
8. Rutgers
9. Long Beach State
10. Penn State
11. Villanova
12. North Carolina State
13. Kentucky
14. Kansas State
15. South Carolina
16. Drake
17. Memphis State
18. Arizona State
19. Oregon
20. Missouri

1984-85

1. Texas
2. Northeast Louisiana
3. Long Beach State
4. Louisiana Tech
5. Old Dominion
6. Mississippi
7. Ohio State
8. Georgia
9. Penn State
10. Auburn
11. Washington
12. North Carolina State
13. Tennessee
14. Western Kentucky
15. **USC**
16. UNLV
17. St. Joseph's
18. UCLA
19. Texas Tech
20. San Diego State

1987-88

1. Tennessee
2. Iowa
3. Auburn
4. Texas
5. Louisiana Tech
6. Ohio State
7. Long Beach State
8. Rutgers
9. Maryland
10. Virginia
11. Washington
12. Mississippi
13. Stanford
14. James Madison
15. **USC**
16. Montana
17. Georgia
18. New Mexico State
19. Stephen F. Austin
20. LaSalle

1990-91

1. Penn State
2. Virginia
3. Tennessee
4. Georgia
5. Purdue
6. Auburn
7. North Carolina State
8. Arkansas
9. Louisiana State
10. Stanford
11. Western Kentucky
12. Washington
13. Connecticut
14. Stephen F. Austin
15. Providence
16. Texas
17. UNLV
18. Rutgers
19. Long Beach State
20. Mississippi

AP FINAL RANKINGS



USC WOMEN'S BASKETBALL

1983 NCAA CHAMPIONS • 1984 NCAA CHAMPIONS • 1994 PAC-10 CHAMPIONS • 2014 PAC-12 TOURNAMENT CHAMPIONS

1993-94

- Tennessee
- Penn State
- Connecticut
- North Carolina
- Colorado
- Louisiana Tech
- USC**
- Purdue
- Texas Tech
- Virginia
- Stanford
- Vanderbilt
- Iowa
- Seton Hall
- Kansas
- Alabama
- Montana
- Washington
- Florida International
- Florida
- Boise State
- Southern Mississippi
- Mississippi
- Bowling Green
- Texas

1996-97

- Connecticut
- Old Dominion
- Stanford
- North Carolina
- Louisiana Tech
- Georgia
- Florida
- Alabama
- Louisiana State
- Tennessee
- Kansas
- Virginia
- Auburn
- Texas
- Notre Dame
- Illinois
- Texas Tech
- Colorado
- Stephen F. Austin
- Vanderbilt
- Clemson
- George Washington
- Tulane
- Michigan State
- Western Kentucky

1999-2000

- Connecticut
- Tennessee
- Louisiana Tech
- Georgia
- Notre Dame
- Penn State
- Iowa State
- Rutgers
- UC Santa Barbara
- Duke
- Texas Tech
- Mississippi State
- Purdue
- Old Dominion
- Louisiana State
- Auburn
- Boston College
- Oklahoma
- Virginia
- Oregon
- Arizona
- Tulane
- North Carolina State
- Xavier
- Michigan

2002-03

- Connecticut
- Duke
- Louisiana State
- Tennessee
- Texas
- Louisiana Tech
- Texas Tech
- Kansas State
- Stanford
- Purdue
- Villanova
- North Carolina
- Mississippi State
- Vanderbilt
- Penn State
- South Carolina
- Minnesota
- UC Santa Barbara
- Georgia
- Ohio State
- Wisc.-Green Bay
- Arizona
- Rutgers
- Arkansas
- Boston College
- George Washington

2005-06

- North Carolina
- Ohio St.
- Maryland
- Duke
- LSU
- Tennessee
- Oklahoma
- Connecticut
- Rutgers
- Baylor
- Purdue
- Georgia
- DePaul
- Stanford
- Arizona St.
- Michigan St.
- Louisiana Tech
- Utah
- Temple
- Texas A&M
- UCLA
- BYU
- Bowling Green
- New Mexico
- Minnesota

2008-09

- Connecticut
- Stanford
- Maryland
- Oklahoma
- Baylor
- Duke
- Louisville
- Auburn
- Texas A&M
- Ohio St.
- North Carolina
- Florida St.
- California
- Vanderbilt
- Pittsburgh
- S. Dakota St.
- Iowa St.
- Tennessee
- Arizona St.
- Xavier
- Kansas St.
- Florida
- Notre Dame
- Virginia
- Texas

1994-95

- Connecticut
- Colorado
- Tennessee
- Stanford
- Texas Tech
- Vanderbilt
- Penn State
- Louisiana Tech
- Western Kentucky
- Virginia
- North Carolina
- Georgia
- Alabama
- Washington
- Arkansas
- Purdue
- Florida
- George Washington
- Mississippi
- Duke
- Oregon State
- San Diego State
- Kansas
- North Carolina State
- Old Dominion

1997-98

- Tennessee
- Old Dominion
- Connecticut
- Louisiana Tech
- Stanford
- Texas Tech
- North Carolina
- Duke
- Arizona
- N. Carolina State
- Alabama
- Florida International
- Florida
- Clemson
- Western Kentucky
- Illinois
- Virginia
- Vanderbilt
- Stephen F. Austin
- Hawaii
- Purdue
- Drake
- Iowa
- Iowa State
- UCLA

2000-01

- Connecticut
- Notre Dame
- Tennessee
- Georgia
- Duke
- Louisiana Tech
- Oklahoma
- Iowa State
- Purdue
- Vanderbilt
- Rutgers
- Xavier
- Texas Tech
- Florida
- SW Missouri State
- Iowa
- Utah
- Louisiana State
- North Carolina State
- Colorado
- Penn State
- Clemson
- Baylor
- Wisconsin
- Arizona State
- Virginia Tech

2003-04

- Duke
- Tennessee
- Purdue
- Texas
- Penn State
- Connecticut
- Louisiana Tech
- Kansas State
- Houston
- Stanford
- Oklahoma
- North Carolina
- Vanderbilt
- Texas Tech
- Baylor
- Georgia
- Colorado
- Boston College
- Louisiana State
- TCU
- Ohio State
- Auburn
- Michigan State
- Minnesota
- Villanova

2006-07

- Duke
- North Carolina
- Tennessee
- Connecticut
- Stanford
- Maryland
- Vanderbilt
- Ohio St.
- Oklahoma
- Arizona St.
- Purdue
- LSU
- Georgia
- George Washington
- Rutgers
- Texas A&M
- Middle Tennessee
- N.C. State
- Baylor
- Bowling Green
- Wisc.-Green Bay
- Marquette
- Michigan St.
- Iowa St.
- Louisville

2009-10

- Connecticut
- Stanford
- Tennessee
- Nebraska
- Xavier
- Duke
- Notre Dame
- Ohio State
- Texas A&M
- West Virginia
- Florida State
- Oklahoma
- Georgetown
- Baylor
- St. John's
- Iowa State
- Texas
- Gonzaga
- Kentucky
- Oklahoma State
- LSU
- UCLA
- Georgia
- Michigan State
- Hartford

1995-96

- Louisiana Tech
- Connecticut
- Stanford
- Tennessee
- Georgia
- Old Dominion
- Iowa
- Penn State
- Texas Tech
- Alabama
- Virginia
- Vanderbilt
- Duke
- Clemson
- Purdue
- Florida
- Colorado
- Wisconsin
- Auburn
- Kansas
- Notre Dame
- Oregon State
- North Carolina State
- Mississippi
- Texas A&M

1998-99

- Purdue
- Tennessee
- Louisiana Tech
- Connecticut
- Old Dominion
- Texas Tech
- Colorado State
- Notre Dame
- Rutgers
- Clemson
- Duke
- Georgia
- Virginia Tech
- North Carolina
- UCLA
- Oregon
- UC Santa Barbara
- Penn State
- Iowa State
- Virginia
- Louisiana State
- Alabama
- Tulane
- Florida International
- Toledo

2001-02

- Connecticut
- Oklahoma
- Duke
- Vanderbilt
- Stanford
- Tennessee
- Baylor
- Louisiana Tech
- Purdue
- Iowa State
- Kansas State
- Colorado
- South Carolina
- Texas
- Old Dominion
- North Carolina
- Texas Tech
- Minnesota
- Cincinnati
- Colorado State
- Boston College
- Louisiana State
- Florida International
- Florida
- Penn State

2004-05

- Stanford
- LSU
- Tennessee
- North Carolina
- Baylor
- Michigan State
- Duke
- Ohio State
- Rutgers
- Connecticut
- Notre Dame
- Minnesota
- Texas
- Texas Tech
- Temple
- Kansas State
- DePaul
- Vanderbilt
- Iowa State
- Georgia
- North Carolina State
- Penn State
- TCU
- Wisc.-Green Bay
- Boston College

2007-08

- Connecticut
- North Carolina
- Tennessee
- Stanford
- Maryland
- LSU
- Rutgers
- Texas A&M
- Duke
- California
- Old Dominion
- Baylor
- Oklahoma St.
- Oklahoma
- Notre Dame
- Kansas St.
- West Virginia
- Utah
- Louisville
- George Washington
- Vanderbilt
- Marist
- UTEP
- Virginia
- Ohio St.

2010-11

- Connecticut
- Stanford
- Baylor
- Tennessee
- Xavier
- Duke
- Texas A&M
- UCLA
- Notre Dame
- DePaul
- Miami (Fla.)
- Michigan St.
- Green Bay
- North Carolina
- Florida St.
- Maryland
- Kentucky
- Ohio St.
- Marist
- Gonzaga
- Oklahoma
- Georgetown
- Georgia Tech
- Marquette
- Iowa

AP FINAL RANKINGS

USC WOMEN'S BASKETBALL

1983 NCAA CHAMPIONS • 1984 NCAA CHAMPIONS • 1994 PAC-10 CHAMPIONS • 2014 PAC-12 TOURNAMENT CHAMPIONS

2011-12

- Baylor
- Stanford
- Connecticut
- Notre Dame
- Maryland
- Duke
- Delaware
- Miami (Fla.)
- Tennessee
- Green Bay
- Penn State
- Kentucky
- Purdue
- St. John's
- Georgia Tech
- Ohio State
- Nebraska
- Georgetown
- Louisville
- Georgia
- St. Bonaventure
- Texas A&M
- Rutgers
- Princeton
- South Carolina

2012-13

- Baylor
- Notre Dame
- Connecticut
- Stanford
- Duke
- California
- Kentucky
- Penn State
- Texas A&M
- Tennessee
- UCLA
- Maryland
- North Carolina
- Georgia
- Delaware
- Louisville
- South Carolina
- Dayton
- Colorado
- Green Bay
- Purdue
- Syracuse
- Iowa State
- Nebraska
- Florida State

2013-14

- Connecticut
- Notre Dame
- Tennessee
- Louisville
- Baylor
- Stanford
- West Virginia
- South Carolina
- Duke
- Kentucky
- Maryland
- North Carolina
- Nebraska
- Penn State
- Texas A&M
- North Carolina State
- Purdue
- Gonzaga
- Iowa
- Michigan State
- Oklahoma State
- Middle Tennessee
- DePaul
- California
- 25. USC**

2014-15

- Connecticut
- Notre Dame
- South Carolina
- Maryland
- Baylor
- Tennessee
- Florida State
- Louisville
- Arizona State
- Oregon State
- Kentucky
- Mississippi State
- Princeton
- Stanford
- North Carolina
- Duke
- Chattanooga
- Iowa
- George Washington
- Florida Gulf Coast
- Texas A&M
- Northwestern
- Ohio State
- California
- South Florida

2015-16

- Connecticut
- Notre Dame
- South Carolina
- Baylor
- Maryland
- Oregon State
- Texas
- Louisville
- Ohio State
- UCLA
- Arizona State
- Kentucky
- Stanford
- Syracuse
- Mississippi State
- Michigan State
- Florida State
- Texas A&M
- Miami
- DePaul
- South Florida
- Colorado State
- West Virginia
- Oklahoma
- Florida

2016-17

- Connecticut
- Notre Dame
- South Carolina
- Maryland
- Baylor
- Stanford
- Mississippi State
- Oregon State
- Duke
- Florida State
- Ohio State
- Washington
- Louisville
- Texas
- UCLA
- Miami
- NC State
- Kentucky
- DePaul
- Syracuse
- West Virginia
- Oklahoma
- Kansas State
- Missouri

2017-18

- Connecticut
- Baylor
- Louisville
- Mississippi State
- Notre Dame
- Oregon
- South Carolina
- Texas
- UCLA
- Ohio State
- Florida State
- Tennessee
- Oregon State
- Texas A&M
- Stanford
- Maryland
- Missouri
- Georgia
- South Florida
- Duke
- NC State
- Green Bay
- Belmont
- LSU
- Mercer

2018-19

- Baylor
- Connecticut
- Notre Dame
- Mississippi State
- Louisville
- Stanford
- Oregon
- Iowa
- Maryland
- NC State
- Oregon State
- Syracuse
- Iowa State
- Texas A&M
- South Carolina
- Gonzaga
- Kentucky
- Marquette
- Miami
- UCLA
- Rice
- Arizona State
- Texas
- DePaul
- Florida State

2019-20

- South Carolina
- Oregon
- Baylor
- Maryland
- UConn
- Louisville
- Stanford
- NC State
- Mississippi State
- UCLA
- Northwestern
- Arizona
- Gonzaga
- Oregon State
- DePaul
- Kentucky
- South Dakota
- Texas A&M
- Florida State
- Indiana
- Iowa
- Princeton
- Missouri State
- Arkansas
- Arizona State

2020-21

- UConn
- Stanford
- NC State
- Texas A&M
- Baylor
- South Carolina
- Maryland
- Louisville
- UCLA
- Georgia
- Arizona
- Indiana
- Tennessee
- Gonzaga
- Arkansas
- Michigan
- West Virginia
- Kentucky
- South Florida
- Missouri State
- Rutgers
- Ohio State
- Oregon
- Florida Gulf Coast
- South Dakota St.

2021-22

- South Carolina
- Stanford
- NC State
- Louisville
- UConn
- Texas
- Baylor
- Iowa
- LSU
- Iowa State
- Indiana
- Michigan
- Maryland
- Ohio State
- Kentucky
- Virginia Tech
- North Carolina
- Tennessee
- Arizona
- BYU
- Notre Dame
- Oklahoma
- Florida Gulf Coast
- UCF
- Princeton

2022-23

- South Carolina
- Iowa
- Indiana
- Virginia Tech
- Stanford
- Maryland
- UConn
- Utah
- LSU
- Villanova
- Notre Dame
- Ohio State
- Duke
- Oklahoma
- Texas
- Gonzaga
- UCLA
- Michigan
- North Carolina
- Colorado
- UNLV
- Washington State
- Tennessee
- Arizona
- Middle Tennessee



1984 NATIONAL CHAMPIONS

PAST NATIONAL CHAMPIONS

| Year | School (Seed) | Coach | W-L |
|----------------|---|----------------------|-------------|
| 1971-72 | Immaculata | C. Rush | 20-1 |
| 1972-73 | Immaculata | C. Rush | 20-0 |
| 1973-74 | Immaculata | C. Rush | 20-1 |
| 1974-75 | Delta State | M. Wade | 28-0 |
| 1975-76 | Delta State | M. Wade | 33-1 |
| 1976-77 | Delta State | M. Wade | 32-3 |
| 1977-78 | UCLA | Billie Moore | 27-3 |
| 1978-79 | Old Dominion | Marianne Stanley | 35-1 |
| 1979-80 | Old Dominion | Marianne Stanley | 37-1 |
| 1980-81 | Louisiana Tech | Leon Barmore | 34-0 |
| | | Sonja Hogg | |
| 1981-82 | Louisiana Tech (1) | Sonja Hogg | 35-1 |
| 1982-83 | USC (1) | Linda Sharp | 31-2 |
| 1983-84 | USC (1) | Linda Sharp | 29-4 |
| 1984-85 | Old Dominion (1) | Marianne Stanley | 31-3 |
| 1985-86 | Texas (1) | Jody Conradt | 34-0 |
| 1986-87 | Tennessee (2) | Pat Summitt | 28-6 |
| 1987-88 | Louisiana Tech (2) | Leon Barmore | 32-2 |
| 1988-89 | Tennessee (2) | Pat Summitt | 35-2 |
| 1989-90 | Stanford (1) | Tara VanDerveer | 32-1 |
| 1990-91 | Tennessee (1) | Pat Summitt | 35-2 |
| 1991-92 | Stanford (1) | Tara VanDerveer | 32-1 |
| 1992-93 | Texas Tech (2) | Marsha Sharp | 31-3 |
| 1993-94 | North Carolina (3) | Sylvia Hatchell | 33-2 |
| 1994-95 | Connecticut (1) | Geno Auriemma | 35-0 |
| 1995-96 | Tennessee (1) | Pat Summitt | 32-4 |
| 1996-97 | Tennessee (3) | Pat Summitt | 29-10 |
| 1997-98 | Tennessee (1) | Pat Summitt | 39-0 |
| 1998-99 | Purdue (1) | Carolyn Peck | 34-1 |
| 1999-00 | Connecticut (1) | Geno Auriemma | 36-1 |
| 2000-01 | Notre Dame (1) | Muffet McGraw | 34-2 |
| 2001-02 | Connecticut (1) | Geno Auriemma | 39-0 |
| 2002-03 | Connecticut (1) | Geno Auriemma | 37-1 |
| 2003-04 | Connecticut (2) | Geno Auriemma | 31-4 |
| 2004-05 | Baylor (2) | Kim Mulkey-Robertson | 33-3 |
| 2005-06 | Maryland (2) | Brenda Frese | 34-4 |
| 2006-07 | Tennessee (1) | Pat Summitt | 34-3 |
| 2007-08 | Tennessee (1) | Pat Summitt | 36-2 |
| 2008-09 | Connecticut (1) | Geno Auriemma | 33-0 |
| 2009-10 | Connecticut (1) | Geno Auriemma | 39-0 |
| 2010-11 | Texas A&M (2) | Gary Blair | 33-5 |
| 2011-12 | Baylor (1) | Kim Mulkey | 40-0 |
| 2012-13 | Connecticut (1) | Geno Auriemma | 35-4 |
| 2013-14 | Connecticut (1) | Geno Auriemma | 40-0 |
| 2014-15 | Connecticut (1) | Geno Auriemma | 38-1 |
| 2015-16 | Connecticut (1) | Geno Auriemma | 38-0 |
| 2016-17 | South Carolina (1) | Dawn Staley | 33-4 |
| 2017-18 | Notre Dame (1) | Muffet McGraw | 34-3 |
| 2018-19 | Baylor (1) | Kim Mulkey | 37-1 |
| 2019-20 | NCAA TOURNAMENT CANCELED (COVID-19 precautions) | | |
| 2020-21 | Stanford (1) | Tara VanDerveer | 31-2 |
| 2021-22 | South Carolina (1) | Dawn Staley | 29-2 |
| 2022-23 | LSU (3) | Kim Mulkey | 34-2 |

AP FINAL RANKINGS



OPPONENT SERIES RECORDS



USC WOMEN'S BASKETBALL

1983 NCAA CHAMPIONS • 1984 NCAA CHAMPIONS • 1994 PAC-10 CHAMPIONS • 2014 PAC-12 TOURNAMENT CHAMPIONS



ARIZONA

All-Time Record: 59-29
Home Record: 32-12
Away Record: 25-16
Neutral Record: 2-1

| | | | | | | | |
|---------|---------|-------|--------|---------|---------|--------|-------|
| 1977-78 | Home | W | 86-71 | 2009-10 | Away | W(ot) | 81-78 |
| 1978-79 | Home | W | 91-53 | | Home | W | 55-53 |
| 1979-80 | Home | W | 103-38 | 2010-11 | Home | W | 81-72 |
| | Away | W | 67-53 | | Away | L | 74-84 |
| 1980-81 | Away | W | 111-51 | | Home | L | 61-72 |
| | Home | W | 93-47 | 2011-12 | Away | W | 72-67 |
| 1981-82 | Home | W | 93-60 | | Home | W | 78-62 |
| | Away | W | 79-58 | 2012-13 | Home | W | 74-57 |
| 1982-83 | Away | W | 80-68 | | Away | W | 74-62 |
| | Home | W | 78-66 | 2013-14 | Away | W | 54-45 |
| 1983-84 | Away | W | 74-53 | | Neutral | W | 59-54 |
| | Home | W | 85-58 | 2014-15 | Home | W | 77-51 |
| 1984-85 | Home | W | 68-40 | 2015-16 | Away | W | 67-57 |
| | Away | W | 70-62 | | Home | L | 56-63 |
| 1985-86 | Home | W | 92-72 | 2016-17 | Home | W | 58-54 |
| | Away | W | 83-67 | | Away | L | 62-67 |
| 1986-87 | Away | W | 96-60 | 2017-18 | Home | W | 78-52 |
| | Home | W | 96-57 | 2018-19 | Away | L | 68-71 |
| 1987-88 | Home | W | 94-79 | | Neutral | L | 48-76 |
| | Away | W | 92-69 | 2019-20 | Home | L | 57-65 |
| 1988-89 | Home | W | 85-78 | | Away | L | 57-73 |
| | Away | L | 84-94 | 2020-21 | Away | L | 77-78 |
| 1989-90 | Away | L | 53-58 | 2021-22 | Home | W | 76-67 |
| | Home | W | 65-64 | | Away | L | 59-68 |
| 1990-91 | Home | W | 88-74 | 2022-23 | Home | L(2ot) | 75-81 |
| | Away | W | 81-68 | | | | |
| 1991-92 | Away | W | 80-60 | | | | |
| | Home | W | 71-68 | | | | |
| 1992-93 | Away | W | 68-54 | | | | |
| | Home | W | 78-62 | | | | |
| 1993-94 | Away | W | 76-75 | | | | |
| | Home | W | 85-63 | | | | |
| 1994-95 | Home | W | 85-54 | | | | |
| | Away | W | 71-63 | | | | |
| 1995-96 | Home | L | 72-87 | | | | |
| | Away | L | 73-78 | | | | |
| 1996-97 | Away | W | 87-72 | | | | |
| | Home | L | 64-82 | | | | |
| 1997-98 | Home | L | 69-81 | | | | |
| | Away | L | 53-72 | | | | |
| 1998-99 | Away | L | 63-73 | | | | |
| | Home | L | 62-68 | | | | |
| 1999-00 | Away | L | 52-67 | | | | |
| | Home | W | 80-68 | | | | |
| 2000-01 | Home | W | 81-67 | | | | |
| | Away | L | 61-77 | | | | |
| 2001-02 | Home | L | 74-78 | | | | |
| | Away | W | 71-64 | | | | |
| 2002-03 | Away | L | 76-79 | | | | |
| | Home | L | 64-78 | | | | |
| 2003-04 | Away | L | 64-75 | | | | |
| | Home | W | 68-66 | | | | |
| 2004-05 | Home | W | 67-54 | | | | |
| | Away | L | 74-87 | | | | |
| | Neutral | W | 74-66 | | | | |
| 2005-06 | Home | W | 76-60 | | | | |
| | Away | W | 73-72 | | | | |
| 2006-07 | Away | W | 77-68 | | | | |
| | Home | W | 66-42 | | | | |
| 2007-08 | Away | W | 77-70 | | | | |
| | Home | L | 62-64 | | | | |
| 2008-09 | Away | W(ot) | 77-71 | | | | |
| | Home | L | 61-74 | | | | |



ARIZONA STATE

All-Time Record: 60-28
Home Record: 33-10
Away Record: 24-17
Neutral Record: 3-0

| | | | | | | | |
|---------|---------|-------|--------|---------|---------|--------|-------|
| 1977-78 | Home | W | 81-67 | 2008-09 | Away | L | 71-83 |
| 1978-79 | Home | W | 91-70 | | Home | L | 69-72 |
| 1979-80 | Home | W | 73-54 | | Home | W | 70-65 |
| | Away | W | 78-62 | 2009-10 | Away | W | 60-56 |
| 1980-81 | Away | W | 75-65 | | Home | W | 62-52 |
| | Home | W | 94-62 | 2010-11 | Home | L | 61-62 |
| 1981-82 | Home | W | 99-68 | | Away | L | 55-69 |
| | Away | L | 51-53 | 2011-12 | Away | W | 60-48 |
| 1982-83 | Away | W | 72-70 | | Home | W | 59-53 |
| | Home | W | 92-52 | 2012-13 | Home | L | 53-60 |
| | Neutral | W | 96-59 | | Away | W | 67-60 |
| 1983-84 | Away | W | 101-67 | 2013-14 | Away | L | 86-94 |
| | Home | W | 82-61 | | Neutral | W | 59-57 |
| 1984-85 | Home | W | 68-57 | 2014-15 | Home | L(2ot) | 73-76 |
| | Away | W | 76-57 | 2015-16 | Away | L | 68-69 |
| 1985-86 | Home | W | 95-61 | | Home | L | 45-50 |
| | Away | W | 80-57 | 2016-17 | Home | W | 65-50 |
| 1986-87 | Away | W | 87-62 | | Away | L | 62-69 |
| | Home | W | 93-66 | 2017-18 | Home | W | 77-62 |
| 1987-88 | Home | W | 93-77 | 2018-19 | Away | L | 59-68 |
| | Away | W | 87-82 | 2019-20 | Home | L | 54-63 |
| 1988-89 | Home | W | 78-58 | | Away | L(3ot) | 75-76 |
| | Away | W | 70-68 | 2020-21 | Away | L | 58-63 |
| 1989-90 | Away | W | 82-78 | | Home | W | 65-57 |
| | Home | W | 55-44 | | Neutral | W | 71-65 |
| 1990-91 | Home | W | 84-67 | 2021-22 | Away | W | 60-58 |
| | Away | W | 84-68 | 2022-23 | Home | W | 64-49 |
| 1991-92 | Away | L | 62-63 | | | | |
| | Home | W | 98-65 | | | | |
| 1992-93 | Away | W | 86-72 | | | | |
| | Home | L | 55-64 | | | | |
| 1993-94 | Away | W | 87-81 | | | | |
| | Home | W | 105-67 | | | | |
| 1994-95 | Home | W | 91-44 | | | | |
| | Away | W | 77-65 | | | | |
| 1995-96 | Home | W | 73-61 | | | | |
| | Away | W | 98-56 | | | | |
| 1996-97 | Away | W | 82-55 | | | | |
| | Home | W | 77-63 | | | | |
| 1997-98 | Home | W | 68-55 | | | | |
| | Away | W | 75-62 | | | | |
| 1998-99 | Away | W | 67-54 | | | | |
| | Home | L | 58-70 | | | | |
| 1999-00 | Away | L(ot) | 74-78 | | | | |
| | Home | W | 76-70 | | | | |
| 2000-01 | Home | L | 59-66 | | | | |
| | Away | L | 65-67 | | | | |
| 2001-02 | Home | W | 68-49 | | | | |
| | Away | L | 60-67 | | | | |
| 2002-03 | Away | W | 58-53 | | | | |
| | Home | W | 64-56 | | | | |
| 2003-04 | Away | W | 68-65 | | | | |
| | Home | W | 65-50 | | | | |
| 2004-05 | Home | W | 66-45 | | | | |
| | Away | L | 45-49 | | | | |
| 2005-06 | Home | W | 58-50 | | | | |
| | Away | L | 72-79 | | | | |
| 2006-07 | Away | L | 54-62 | | | | |
| | Home | L | 57-68 | | | | |
| 2007-08 | Away | L | 63-66 | | | | |
| | Home | L | 57-65 | | | | |

PAC-12 SERIES RECORDS

USC WOMEN'S BASKETBALL

1983 NCAA CHAMPIONS • 1984 NCAA CHAMPIONS • 1994 PAC-10 CHAMPIONS • 2014 PAC-12 TOURNAMENT CHAMPIONS



CALIFORNIA

All-Time Record: 43-35
 Home Record: 27-12
 Away Record: 15-21
 Neutral Record: 1-2

| | | | | | | | |
|---------|---------|-------|---------|---------|---------|-------|-------|
| 1978-79 | Home | W | 74-60 | 2012-13 | Away | L(ot) | 63-71 |
| 1979-80 | Home | W | 86-74 | | Home | L | 64-72 |
| 1980-81 | Home | W | 87-56 | | Neutral | L | 59-78 |
| 1981-82 | Away | W | 78-76 | 2013-14 | Away | W | 77-70 |
| 1984-85 | Neutral | W | 66-52 | | Home | L | 67-76 |
| 1985-86 | Away | W | 86-70 | 2014-15 | Home | L | 53-67 |
| 1986-87 | Away | L | 85-102 | | Away | W | 65-54 |
| | Home | W | 105-63 | 2015-16 | Home | W | 61-47 |
| 1987-88 | Home | W | 98-66 | 2016-17 | Away | L | 56-63 |
| | Away | W | 99-97 | | Neutral | L | 58-71 |
| 1988-89 | Home | L | 61-83 | 2017-18 | Away | L | 64-76 |
| | Away | L | 106-115 | | Home | L | 59-62 |
| 1989-90 | Home | L | 50-55 | 2018-19 | Away | L | 59-66 |
| | Away | L | 52-58 | | Home | W | 86-76 |
| 1990-91 | Away | L | 66-92 | 2019-20 | Away | W | 75-67 |
| | Home | W | 74-48 | 2020-21 | Home | W | 77-54 |
| 1991-92 | Away | L | 70-77 | 2021-22 | Home | L | 59-62 |
| | Home | W | 68-62 | 2022-23 | Home | W | 63-43 |
| 1992-93 | Away | L | 55-68 | | Away | L(ot) | 78-81 |
| | Home | W | 76-71 | | | | |
| 1993-94 | Home | W | 97-60 | | | | |
| | Away | W | 99-81 | | | | |
| 1994-95 | Away | W | 90-71 | | | | |
| | Home | W | 87-82 | | | | |
| 1995-96 | Away | W | 87-80 | | | | |
| | Home | W | 89-71 | | | | |
| 1996-97 | Home | W | 91-57 | | | | |
| | Away | W | 66-63 | | | | |
| 1997-98 | Home | W | 59-50 | | | | |
| | Away | W | 62-50 | | | | |
| 1998-99 | Away | L | 51-61 | | | | |
| | Home | W | 76-71 | | | | |
| 1999-00 | Away | L | 81-64 | | | | |
| | Home | W | 81-78 | | | | |
| 2000-01 | Home | L | 55-61 | | | | |
| | Away | W | 91-74 | | | | |
| 2001-02 | Away | W | 69-53 | | | | |
| | Home | W | 69-58 | | | | |
| 2002-03 | Home | W | 83-62 | | | | |
| | Away | L | 50-60 | | | | |
| 2003-04 | Home | W | 67-47 | | | | |
| | Away | L | 59-68 | | | | |
| 2004-05 | Away | W | 76-71 | | | | |
| | Home | W | 103-69 | | | | |
| 2005-06 | Away | L | 68-73 | | | | |
| | Home | L | 67-72 | | | | |
| 2006-07 | Home | L | 53-62 | | | | |
| | Away | L(ot) | 79-86 | | | | |
| 2007-08 | Home | L | 52-57 | | | | |
| | Away | L(ot) | 55-60 | | | | |
| 2008-09 | Away | L | 71-73 | | | | |
| | Home | L | 64-66 | | | | |
| | Home | W | 69-67 | | | | |
| 2009-10 | Home | W | 67-64 | | | | |
| | Away | L | 55-61 | | | | |
| 2010-11 | Away | L | 71-82 | | | | |
| | Home | W | 80-67 | | | | |
| 2011-12 | Home | W | 74-54 | | | | |
| | Away | W(ot) | 76-75 | | | | |



COLORADO

All-Time Record: 16-11
 Home Record: 9-3
 Away Record: 6-7
 Neutral Record: 1-1

| | | | | | | | |
|---------|---------|---|-------|---------|---------|---|-------|
| 2002-03 | Away | L | 86-93 | 2018-19 | Away | L | 76-81 |
| 2003-04 | Home | L | 67-69 | | Home | W | 84-77 |
| 2006-07 | Away | W | 76-57 | 2019-20 | Away | L | 53-66 |
| 2007-08 | Home | W | 70-57 | | Home | W | 66-55 |
| 2010-11 | Home | W | 68-54 | | Neutral | W | 69-54 |
| | Away | W | 87-70 | 2020-21 | Home | W | 56-52 |
| 2011-12 | Away | L | 67-69 | | Away | L | 56-66 |
| 2012-13 | Home | L | 49-65 | 2021-22 | Away | L | 58-71 |
| 2013-14 | Home | W | 55-45 | | Home | L | 54-67 |
| | Away | W | 66-59 | 2022-23 | Away | W | 71-54 |
| 2014-15 | Away | W | 81-61 | | | | |
| | Home | W | 66-51 | | | | |
| | Neutral | L | 75-63 | | | | |
| 2015-16 | Away | L | 63-66 | | | | |
| 2016-17 | Home | W | 79-54 | | | | |
| 2017-18 | Away | W | 86-51 | | | | |
| | Home | W | 65-53 | | | | |



OREGON

All-Time Record: 46-30
 Home Record: 26-12
 Away Record: 19-18
 Neutral Record: 1-0

| | | | | | | | |
|---------|---------|---|-------|---------|------|--------|--------|
| 1980-81 | Neutral | W | 67-64 | | Home | L | 70-75 |
| 1981-82 | Home | W | 86-64 | 2003-04 | Away | W | 69-55 |
| 1982-83 | Away | W | 86-71 | | Home | W | 71-56 |
| 1983-84 | Home | W | 91-57 | 2004-05 | Home | W | 77-72 |
| 1984-85 | Away | W | 76-68 | | Away | L | 59-81 |
| 1986-87 | Home | W | 66-64 | 2005-06 | Home | W | 72-48 |
| | Away | L | 78-79 | | Away | W | 69-64 |
| 1987-88 | Home | W | 82-56 | 2006-07 | Home | W(ot) | 79-71 |
| | Away | W | 68-61 | | Away | L | 63-73 |
| 1988-89 | Away | L | 56-71 | 2007-08 | Home | W | 46-42 |
| | Home | W | 71-68 | | Away | W | 67-58 |
| 1989-90 | Home | L | 58-80 | 2008-09 | Home | W | 66-56 |
| | Away | W | 66-61 | | Away | W | 94-64 |
| 1990-91 | Away | W | 80-71 | 2009-10 | Home | L | 77-85 |
| | Home | W | 67-44 | | Away | W | 87-84 |
| 1991-92 | Home | W | 83-55 | | Home | W | 80-76 |
| | Away | W | 81-76 | 2010-11 | Home | W | 79-76 |
| 1992-93 | Home | W | 78-69 | | Away | W | 85-63 |
| | Away | W | 80-61 | 2011-12 | Home | W | 92-73 |
| 1993-94 | Away | W | 47-45 | 2012-13 | Away | W | 67-62 |
| | Home | W | 85-74 | 2013-14 | Home | W | 109-85 |
| 1994-95 | Home | W | 78-77 | | Away | W | 88-78 |
| | Away | L | 50-76 | 2014-15 | Home | W | 70-54 |
| 1995-96 | Away | W | 75-66 | | Away | L | 57-63 |
| | Home | L | 67-53 | 2015-16 | Home | W | 74-67 |
| 1996-97 | Home | W | 73-65 | | Away | L | 60-69 |
| | Away | L | 53-70 | 2016-17 | Home | L | 53-59 |
| 1997-98 | Away | L | 65-79 | | Away | L | 50-73 |
| | Home | L | 58-76 | 2017-18 | Home | L | 60-70 |
| 1998-99 | Home | L | 53-77 | | Away | L(2ot) | 74-80 |
| | Away | L | 61-73 | 2018-19 | Home | L | 53-93 |
| 1999-00 | Home | W | 74-73 | | Away | L | 78-96 |
| | Away | W | 69-63 | 2019-20 | Home | L | 67-93 |
| 2000-01 | Away | W | 55-53 | 2020-21 | Away | L | 69-92 |
| | Home | L | 66-74 | | Home | L | 48-72 |
| 2001-02 | Home | W | 83-73 | 2021-22 | Away | L | 48-80 |
| | Away | L | 65-75 | 2022-23 | Away | L | 45-73 |
| 2002-03 | Away | L | 73-79 | | Home | W | 56-51 |

PAC-12 SERIES RECORDS

USC WOMEN'S BASKETBALL

1983 NCAA CHAMPIONS • 1984 NCAA CHAMPIONS • 1994 PAC-10 CHAMPIONS • 2014 PAC-12 TOURNAMENT CHAMPIONS



OREGON STATE

All-Time Record: 46-32
Home Record: 27-11
Away Record: 17-18
Neutral Record: 2-3

| | | | | | | | |
|---------|---------|--------|--------|---------|---------|--------|-------|
| 1976-77 | Home | W | 89-53 | 2013-14 | Home | W | 81-60 |
| 1979-80 | Home | L | 57-65 | | Away | L | 48-58 |
| 1982-83 | Away | W | 68-57 | | Neutral | W | 71-62 |
| 1985-86 | Home | W | 117-55 | 2014-15 | Home | L | 66-76 |
| 1986-87 | Home | W | 99-82 | | Away | L | 35-68 |
| | Away | W | 101-84 | 2015-16 | Home | L | 49-57 |
| 1987-88 | Home | W | 73-62 | | Away | L | 52-76 |
| | Away | W | 67-62 | | Neutral | L | 53-63 |
| 1988-89 | Away | W | 65-56 | 2016-17 | Home | L | 60-74 |
| | Home | W | 86-68 | | Away | W | 70-50 |
| 1989-90 | Home | W | 50-46 | 2017-18 | Home | W | 65-61 |
| | Away | W | 64-49 | | Away | L | 63-69 |
| 1990-91 | Home | L | 71-73 | 2018-19 | Home | L | 52-76 |
| | Home | W | 65-60 | | Away | L | 61-68 |
| 1991-92 | Home | W | 84-45 | 2019-20 | Home | W | 72-66 |
| | Away | W | 78-66 | 2020-21 | Home | L | 52-77 |
| 1992-93 | Home | W | 82-57 | 2021-22 | Away | L (ot) | 61-63 |
| | Away | L | 59-64 | 2022-23 | Away | W (ot) | 69-58 |
| 1993-94 | Away | W | 63-56 | | Home | W (ot) | 60-56 |
| | Home | W | 69-64 | | Neutral | L | 48-56 |
| 1994-95 | Home | L | 56-69 | | | | |
| | Away | L | 59-92 | | | | |
| 1995-96 | Away | L | 64-62 | | | | |
| | Home | W | 67-66 | | | | |
| 1996-97 | Home | W | 85-72 | | | | |
| | Away | W | 86-60 | | | | |
| 1997-98 | Away | L | 52-57 | | | | |
| | Home | W | 80-68 | | | | |
| 1998-99 | Home | W | 53-49 | | | | |
| | Away | L | 49-55 | | | | |
| 1999-00 | Home | L | 53-57 | | | | |
| | Away | L | 66-73 | | | | |
| 2000-01 | Away | W | 69-67 | | | | |
| | Home | L | 68-78 | | | | |
| 2001-02 | Home | W | 69-65 | | | | |
| | Away | W | 60-58 | | | | |
| | Neutral | L | 68-69 | | | | |
| 2002-03 | Away | L | 61-63 | | | | |
| | Home | W | 87-44 | | | | |
| 2003-04 | Away | L | 67-72 | | | | |
| | Home | L | 66-73 | | | | |
| 2004-05 | Home | W | 62-51 | | | | |
| | Away | W | 69-59 | | | | |
| 2005-06 | Home | W | 72-62 | | | | |
| | Away | L | 64-67 | | | | |
| 2006-07 | Home | W | 59-51 | | | | |
| | Away | W | 68-65 | | | | |
| 2007-08 | Home | W | 59-47 | | | | |
| | Away | L | 54-55 | | | | |
| 2008-09 | Home | W | 78-54 | | | | |
| | Away | L | 58-61 | | | | |
| 2009-10 | Home | W | 61-34 | | | | |
| | Away | W | 53-50 | | | | |
| 2010-11 | Home | W | 53-45 | | | | |
| | Away | W | 70-51 | | | | |
| 2011-12 | Home | L (ot) | 61-65 | | | | |
| 2012-13 | Away | W | 56-55 | | | | |
| | Neutral | W | 64-57 | | | | |



STANFORD

All-Time Record: 21-68
Home Record: 13-29
Away Record: 7-33
Neutral Record: 1-6

| | | | | | | | |
|---------|---------|---|--------|---------|---------|---|-------|
| 1978-79 | Away | L | 61-68 | | Away | L | 51-77 |
| 1980-81 | Home | W | 84-64 | 2008-09 | Away | L | 53-81 |
| 1981-82 | Home | W | 76-57 | | Home | L | 74-85 |
| 1982-83 | Away | W | 92-64 | | Home | L | 64-89 |
| | Home | W | 81-63 | 2009-10 | Home | L | 62-82 |
| 1983-84 | Home | W | 82-56 | | Away | L | 39-77 |
| | Away | W | 86-49 | 2010-11 | Away | L | 51-95 |
| 1984-85 | Away | W | 80-68 | | Home | L | 64-78 |
| | Home | W | 77-60 | 2011-12 | Home | L | 53-61 |
| 1985-86 | Away | W | 81-59 | | Away | L | 52-69 |
| | Home | W | 88-62 | 2012-13 | Away | L | 66-75 |
| 1986-87 | Away | W | 72-59 | | Home | L | 55-79 |
| | Home | W | 79-57 | 2013-14 | Away | L | 59-86 |
| 1987-88 | Home | W | 87-69 | | Home | L | 59-64 |
| | Away | L | 67-77 | | Neutral | W | 72-68 |
| 1988-89 | Home | L | 50-89 | 2014-15 | Home | L | 60-71 |
| | Away | L | 85-100 | | Away | L | 60-79 |
| 1989-90 | Home | L | 64-98 | 2015-16 | Home | L | 47-57 |
| | Away | L | 60-86 | 2016-17 | Away | L | 42-58 |
| 1990-91 | Away | L | 69-77 | 2017-18 | Away | L | 65-72 |
| | Home | L | 58-76 | | Home | L | 55-59 |
| 1991-92 | Away | L | 72-87 | | Neutral | L | 59-69 |
| | Home | L | 51-73 | 2018-19 | Away | L | 64-72 |
| | Neutral | L | 62-82 | | Home | L | 67-69 |
| 1992-93 | Home | W | 67-55 | 2019-20 | Away | L | 59-79 |
| | Away | L | 67-76 | 2020-21 | Home | L | 60-80 |
| 1993-94 | Home | W | 81-73 | | Away | L | 59-86 |
| | Away | L | 50-80 | | Neutral | L | 53-92 |
| 1994-95 | Away | L | 53-109 | 2021-22 | Home | L | 57-83 |
| | Home | L | 52-71 | 2022-23 | Home | W | 55-46 |
| 1995-96 | Away | L | 67-88 | | Away | L | 47-50 |
| | Home | L | 54-77 | | | | |
| 1996-97 | Home | L | 76-77 | | | | |
| | Away | L | 69-103 | | | | |
| 1997-98 | Home | L | 55-89 | | | | |
| | Away | L | 63-91 | | | | |
| 1998-99 | Away | L | 49-69 | | | | |
| | Home | L | 59-60 | | | | |
| 1999-00 | Away | L | 56-69 | | | | |
| | Home | L | 64-66 | | | | |
| 2000-01 | Home | L | 75-89 | | | | |
| | Away | W | 62-59 | | | | |
| 2001-02 | Away | L | 66-78 | | | | |
| | Home | L | 60-78 | | | | |
| 2002-03 | Home | W | 75-72 | | | | |
| | Away | L | 55-63 | | | | |
| 2003-04 | Home | W | 59-56 | | | | |
| | Away | L | 57-75 | | | | |
| 2004-05 | Away | L | 58-94 | | | | |
| | Home | L | 62-88 | | | | |
| | Neutral | L | 69-73 | | | | |
| 2005-06 | Away | L | 56-77 | | | | |
| | Home | L | 69-78 | | | | |
| | Neutral | L | 44-73 | | | | |
| 2006-07 | Home | L | 46-62 | | | | |
| | Away | L | 53-56 | | | | |
| | Neutral | L | 52-67 | | | | |
| 2007-08 | Home | W | 73-72 | | | | |

PAC-12 SERIES RECORDS

USC WOMEN'S BASKETBALL

1983 NCAA CHAMPIONS • 1984 NCAA CHAMPIONS • 1994 PAC-10 CHAMPIONS • 2014 PAC-12 TOURNAMENT CHAMPIONS



UCLA

All Time Record: 50-56
 Home Record: 27-22
 Away Record: 21-27
 Neutral Record: 2-4
 Location N/A: 0-3



UTAH

All-Time Record: 18-9
 Home Record: 10-3
 Away Record: 7-6
 Neutral Record: 1-0

| | | | |
|---------|---------|---|--------|
| 1971-72 | N/A | L | 28-67 |
| | Home | L | 23-53 |
| 1972-73 | N/A | L | 31-68 |
| | N/A | L | 37-70 |
| 1975-76 | Away | L | 48-90 |
| | Home | L | 59-96 |
| 1976-77 | Away | L | 73-103 |
| | Home | L | 49-94 |
| 1977-78 | Away | L | 63-88 |
| | Home | L | 50-78 |
| 1978-79 | Home | W | 78-68 |
| | Away | L | 80-99 |
| | Neutral | L | 81-97 |
| 1979-80 | Home | L | 67-71 |
| | Away | W | 99-81 |
| 1980-81 | Home | L | 79-81 |
| | Away | L | 83-87 |
| | Neutral | W | 102-85 |
| 1981-82 | Away | W | 97-94 |
| | Home | W | 92-83 |
| 1982-83 | Home | W | 83-75 |
| | Away | W | 82-62 |
| 1983-84 | Away | W | 78-60 |
| | Neutral | W | 85-63 |
| 1984-85 | Away | L | 73-77 |
| | Home | L | 56-57 |
| 1985-86 | Home | W | 89-67 |
| | Away | W | 89-57 |
| 1986-87 | Away | W | 76-72 |
| | Home | W | 81-75 |
| 1987-88 | Away | W | 67-56 |
| | Home | W | 86-63 |
| 1988-89 | Home | L | 62-76 |
| | Away | W | 90-75 |
| 1989-90 | Home | L | 68-83 |
| | Away | L | 72-76 |
| 1990-91 | Away | W | 73-69 |
| | Home | L | 79-83 |
| 1991-92 | Home | W | 62-60 |
| | Away | W | 73-71 |
| 1992-93 | Away | W | 73-60 |
| | Home | W | 66-57 |
| 1993-94 | Home | W | 85-70 |
| | Away | W | 83-66 |
| 1994-95 | Away | W | 56-55 |
| | Home | W | 70-65 |
| 1995-96 | Home | W | 96-77 |
| | Away | L | 80-64 |
| 1996-97 | Away | W | 60-56 |
| | Home | W | 87-74 |
| 1997-98 | Home | L | 64-68 |
| | Away | L | 73-87 |
| 1998-99 | Away | L | 53-94 |
| | Home | L | 64-82 |
| 1999-00 | Away | L | 62-82 |
| | Home | W | 73-69 |
| 2000-01 | Away | L | 53-65 |
| | Home | W | 61-56 |

| | | | |
|---------|---------|--------|-------|
| 2001-02 | Away | W | 67-57 |
| | Home | W | 71-58 |
| 2002-03 | Away | L | 64-72 |
| | Home | W | 72-68 |
| 2003-04 | Home | W | 64-51 |
| | Away | L | 64-68 |
| 2004-05 | Away | L | 61-62 |
| | Home | W | 80-77 |
| 2005-06 | Home | W | 73-70 |
| | Away | W | 77-73 |
| 2006-07 | Away | W | 75-72 |
| | Home | W | 62-55 |
| 2007-08 | Home | W | 64-56 |
| | Away | W | 49-36 |
| | Neutral | L | 52-73 |
| 2008-09 | Away | L | 75-87 |
| | Home | W | 87-76 |
| 2009-10 | Home | W | 70-63 |
| | Away | L | 56-74 |
| | Home | L | 53-59 |
| 2010-11 | Away | L | 42-61 |
| | Home | L | 67-74 |
| 2011-12 | Away | W | 47-43 |
| | Home | W | 66-54 |
| 2012-13 | Home | L | 54-68 |
| | Away | L | 58-63 |
| 2013-14 | Away | W | 56-54 |
| | Home | W | 68-54 |
| 2014-15 | Home | L | 52-59 |
| | Away | L | 60-71 |
| 2015-16 | Away | L | 73-78 |
| | Home | W | 71-68 |
| 2016-17 | Home | L | 59-74 |
| | Away | L | 67-71 |
| 2017-18 | Away | L | 46-59 |
| | Home | L | 70-84 |
| 2018-19 | Home | L | 65-72 |
| | Away | W | 72-67 |
| 2019-20 | Away | L | 59-83 |
| | Home | W(2ot) | 70-68 |
| | Neutral | L | 66-73 |
| 2020-21 | Home | L | 52-73 |
| | Away | L | 51-93 |
| 2021-22 | Away | L | 43-66 |
| | Home | L | 58-68 |
| | Neutral | L | 60-73 |
| 2022-23 | Home | L | 56-59 |
| | Away | L | 60-61 |

| | | | |
|---------|---------|---|-------|
| 1977-78 | Home | L | 62-78 |
| 1984-85 | Home | W | 78-62 |
| 1986-87 | Away | W | 74-69 |
| 1990-91 | Home | W | 63-52 |
| 1996-97 | Neutral | W | 81-59 |
| 2006-07 | Away | L | 66-70 |
| 2007-08 | Home | W | 62-45 |
| 2008-09 | Away | L | 77-87 |
| 2011-12 | Away | L | 55-63 |
| 2012-13 | Home | L | 60-63 |
| 2013-14 | Home | W | 55-47 |
| | Away | W | 67-57 |
| 2014-15 | Away | W | 46-43 |
| | Home | W | 73-54 |
| 2015-16 | Away | W | 70-59 |

| | | | |
|---------|------|-------|-------|
| 2016-17 | Home | L | 53-58 |
| 2017-18 | Away | W | 58-47 |
| | Home | W(ot) | 53-52 |
| 2018-19 | Away | W | 84-80 |
| | Home | W(ot) | 83-77 |
| 2019-20 | Away | L | 65-67 |
| | Home | W | 69-66 |
| 2020-21 | Home | W | 60-59 |
| | Away | W | 66-49 |
| 2021-22 | Away | L | 69-91 |
| | Home | W | 83-62 |
| 2022-23 | Away | L | 73-83 |



WASHINGTON STATE

All-Time Record: 56-20
 Home Record: 26-8
 Away Record: 23-12
 Neutral Record: 3-0

| | | | |
|---------|---------|-------|--------|
| 1981-82 | Home | W | 73-55 |
| 1986-87 | Away | W | 95-55 |
| | Home | W | 89-55 |
| 1987-88 | Away | L | 60-77 |
| | Home | W | 86-64 |
| 1988-89 | Away | L | 69-85 |
| | Home | W | 87-67 |
| 1989-90 | Home | L | 47-68 |
| | Away | L | 64-73 |
| 1990-91 | Away | L | 47-74 |
| | Home | W | 69-51 |
| 1991-92 | Home | W(ot) | 71-65 |
| | Away | W | 67-63 |
| 1992-93 | Home | W | 69-63 |
| | Away | W | 55-52 |
| 1993-94 | Home | W | 101-70 |
| | Away | W | 82-62 |
| 1994-95 | Away | L | 61-62 |
| | Home | W | 92-64 |
| 1995-96 | Home | L | 86-90 |
| | Away | W | 87-81 |
| 1996-97 | Away | W | 70-63 |
| | Home | W | 101-59 |
| 1997-98 | Away | W | 57-48 |
| | Home | L | 65-68 |
| 1998-99 | Home | L | 58-65 |
| | Away | L | 51-63 |
| 1999-00 | Home | W | 71-61 |
| | Away | W | 62-59 |
| 2000-01 | Away | L | 78-79 |
| | Home | W | 84-51 |
| 2001-02 | Away | W | 87-66 |
| | Home | W | 79-38 |
| 2002-03 | Home | W | 92-44 |
| | Away | W | 89-36 |
| | Neutral | W | 53-46 |
| 2003-04 | Home | W | 82-52 |
| | Away | W | 83-47 |

| | | | |
|---------|---------|--------|-------|
| 2004-05 | Away | W (ot) | 77-75 |
| | Home | W | 69-62 |
| 2005-06 | Away | W | 81-60 |
| | Home | W | 75-67 |
| 2006-07 | Away | W | 62-56 |
| | Home | W | 65-47 |
| 2007-08 | Away | W | 62-58 |
| | Home | W | 64-46 |
| 2008-09 | Home | W | 78-57 |
| | Away | W | 68-57 |
| 2009-10 | Away | W | 61-51 |
| | Home | L | 52-64 |
| 2010-11 | Away | W | 72-57 |
| | Home | W | 74-67 |
| | Home | W | 78-66 |
| 2011-12 | Home | W | 67-62 |
| | Away | W | 65-54 |
| | Home | L | 55-69 |
| 2012-13 | Home | W | 61-59 |
| | Away | L | 54-57 |
| 2013-14 | Home | L | 75-79 |
| 2014-15 | Away | L | 62-68 |
| 2015-16 | Away | L | 61-73 |
| | Home | W | 64-62 |
| | Neutral | W | 77-73 |
| 2016-17 | Away | L | 57-74 |
| | Home | W | 80-64 |
| 2017-18 | Away | W | 73-72 |
| | Neutral | W | 47-44 |
| 2018-19 | Home | W | 81-73 |
| 2019-20 | Home | W | 74-63 |
| | Away | W | 66-60 |
| 2020-21 | Home | W(ot) | 81-77 |
| | Away | W | 81-71 |
| 2021-22 | Home | L | 63-71 |
| | Away | L | 54-57 |
| 2022-23 | Away | W | 51-44 |
| | Home | W(2ot) | 68-65 |

PAC-12 SERIES RECORDS

USC WOMEN'S BASKETBALL

1983 NCAA CHAMPIONS • 1984 NCAA CHAMPIONS • 1994 PAC-10 CHAMPIONS • 2014 PAC-12 TOURNAMENT CHAMPIONS

W

WASHINGTON

All-Time Record: 37-37
 Home Record: 21-13
 Away Record: 14-22
 Neutral Record: 2-2

| | | | | | | |
|---------|---------|-------|--------|---------|-------|-------------|
| 1986-87 | Away | L | 61-73 | Home | W(ot) | 65-61 |
| | Home | W | 91-67 | 2011-12 | Home | L 61-67 |
| 1987-88 | Away | L | 80-82 | | Away | W 62-55 |
| | Home | W | 77-74 | 2012-13 | Home | W 81-72 |
| 1988-89 | Away | L | 73-104 | | Away | L 58-61 |
| | Home | L | 67-75 | 2013-14 | Home | L 55-63 |
| 1989-90 | Home | L | 59-70 | 2014-15 | Away | L 48-60 |
| | Away | L | 40-76 | 2015-16 | Away | L 60-69 |
| 1990-91 | Away | L | 63-77 | | Home | L 53-61 |
| | Home | W | 69-62 | 2016-17 | Away | L 67-77 |
| 1991-92 | Home | W | 74-67 | | Home | L 74-87 |
| | Away | W | 62-58 | 2017-18 | Away | W 72-61 |
| 1992-93 | Home | W | 74-61 | 2018-19 | Home | W 82-57 |
| | Away | W | 46-45 | 2019-20 | Home | W(ot)81-78 |
| 1993-94 | Home | W | 81-70 | | Away | L 66-75 |
| | Away | L | 55-63 | 2020-21 | Away | W 63-54 |
| 1994-95 | Away | L | 53-67 | 2021-22 | Home | W 73-66 |
| | Home | L | 72-75 | | Away | W 70-59 |
| 1995-96 | Home | L | 67-69 | 2022-23 | Away | W(ot) 63-54 |
| | Away | L | 57-63 | | Home | W 47-43 |
| 1996-97 | Away | W | 69-68 | | | |
| | Home | L | 66-71 | | | |
| 1997-98 | Away | L | 60-67 | | | |
| | Home | W | 65-63 | | | |
| 1998-99 | Home | L | 71-79 | | | |
| | Away | L | 54-74 | | | |
| 1999-00 | Home | W | 77-66 | | | |
| | Away | W | (ot) | | | |
| 88-76 | | | | | | |
| 2000-01 | Away | L | (3ot) | | | |
| 79-91 | | | | | | |
| | Home | W | 88-76 | | | |
| 2001-02 | Away | L(ot) | 79-80 | | | |
| | Home | L | 63-69 | | | |
| | Away | L | 87-97 | | | |
| 2002-03 | Home | L(ot) | 81-83 | | | |
| | Away | L | 76-94 | | | |
| | Neutral | L | 63-64 | | | |
| 2003-04 | Home | W | 70-50 | | | |
| | Away | L | 70-72 | | | |
| | Neutral | L | 50-67 | | | |
| 2004-05 | Away | W | 62-52 | | | |
| | Home | W | 73-68 | | | |
| 2005-06 | Away | W | 64-61 | | | |
| | Home | L | (2ot) | | | |
| 79-87 | | | | | | |
| | Neutral | W | 70-67 | | | |
| 2006-07 | Away | L | 60-76 | | | |
| | Home | W | 78-58 | | | |
| | Neutral | W | 81-77 | | | |
| 2007-08 | Away | L | 45-60 | | | |
| | Home | W | 68-52 | | | |
| 2008-09 | Home | W | 90-82 | | | |
| | Away | W | 77-53 | | | |
| 2009-10 | Away | W | 69-65 | | | |
| | Home | W | 56-51 | | | |
| 2010-11 | Away | W | 60-51 | | | |

PAC-12 CONFERENCE



PAC-12 SERIES RECORDS

USC WOMEN'S BASKETBALL

1983 NCAA CHAMPIONS • 1984 NCAA CHAMPIONS • 1994 PAC-10 CHAMPIONS • 2014 PAC-12 TOURNAMENT CHAMPIONS

NONCONFERENCE OPPONENTS



ALABAMA (1-0)

2019-20 Neutral W 60-57

ALBANY (1-0)

2015-16 Home W 68-67

AUBURN (0-3)

1987-88 Neutral L 57-85
1988-89 Neutral L 63-83
1989-90 Neutral L 55-71

ARKANSAS STATE (1-1)

2011-12 Away L 56-58
2012-13 Home W 72-58

BAYLOR (1-1)

1998-99 Home W 71-53
2000-01 Away L 55-79

BIOLA (2-1)

1976-77 Home W 66-64
1977-78 Away L 61-68
1978-79 Home W 78-59

BOISE STATE (3-1)

1989-90 Home W 78-59
1995-96 Home W 76-54
1997-98 Neutral L 70-80
1998-99 Neutral W 71-54

BOSTON COLLEGE (1-0)

2013-14 Neutral W 79-52

BRIGHAM YOUNG (5-3)

1980-81 Neutral W 102-79
1983-84 Neutral W 97-72
1985-86 Home W 102-53
1986-87 Away W 93-83
2001-02 Home L (ot) 73-75
2004-05 Away L 73-76
2008-09 Neutral L 64-65
2010-11 Away W 62-50

CALIFORNIA BAPTIST (1-0)

2022-23 Home W 69-58

CAL POLY-POMONA (5-10)

1973-74 N/A L 39-56
N/A W 43-42
1974-75 N/A L 53-67
N/A W 65-57

1975-76 N/A L 67-72
N/A L 68-83
1976-77 Neutral L 69-96
Away L 53-75
Home L 55-72
1977-78 Home L 57-59
Away L 78-95
1978-79 Neutral W 81-79
Home L 73-74
1984-85 Home W 74-45
1985-86 Away W 88-56

CAL POLY-SAN LUIS OBISPO (2-0)

1975-76 N/A W 75-41
1976-77 Neutral W 76-52

CAL STATE BAKERSFIELD (2-0)

2009-10 Home W 93-56
2022-23 Home W 86-41

CAL STATE FULLERTON (19-8)

1975-76 N/A L 53-73
N/A W 70-68
1976-77 Neutral L 64-85
Away L 56-84
1977-78 Away L 60-68
Home L 59-69
1978-79 Home L 68-75
Away W 92-79
1979-80 Away W 92-62
Home W 72-59
1980-81 Home W 104-63
Away W 87-81
1981-82 Home W 95-55
Away L 84-86
1982-83 Away W 89-47
Home W 76-65
1983-84 Home W 88-76
Home W 81-58
1984-85 Away W 78-61
Home W 54-51
1985-86 Away W 80-68
Home W 87-64
1990-91 Home L 55-61
1991-92 Away W 76-53
1992-93 Home W 85-46
2005-06 Home W 94-54
2007-08 Away W 104-77

CAL STATE LOS ANGELES (2-3)

1971-72 N/A L 7-14
1973-74 N/A L 34-58
N/A L 33-35
1979-80 Neutral W 84-61
Home W 96-65

CAL STATE NORTHRIDGE (19-10)

1970-71 N/A W 42-31
N/A L 27-31
1971-72 N/A L 31-36
N/A L 23-53
1972-73 N/A L 34-61
N/A L 35-39
1973-74 N/A W 56-39

1975-76 N/A W 53-52
N/A W 62-61
1976-77 Neutral L 73-84
Neutral L 69-77
Away L 71-76
1977-78 Away L 80-81
Home W 73-63
1978-79 Neutral W 106-67
Away W 71-58
1991-92 Neutral W 92-38
1992-93 Away W 78-36
1993-94 Home W 95-31
1994-95 Home W 79-46
1997-98 Neutral W 67-60
1998-99 Home W 77-68
2001-02 Home W 96-54
2005-06 Home W 97-69
2013-14 Away L 64-65
2014-15 Home W (ot) 85-74
2018-19 Home W 58-42
2019-20 Away W 69-53
2021-22 Home W 76-51

CENTRAL FLORIDA (0-1)

2021-22 Neutral L 47-56

CENTRAL MICHIGAN (1-0)

1991-92 Away W 66-61

CHARLOTTE (0-1)

2008-09 Neutral L 60-62

CHEYNEY STATE (1-0)

1980-81 Neutral W 67-58

COLORADO STATE (1-2)

1996-97 Neutral L 64-67
1999-00 Away L 56-66
2002-03 Away W 59-58

CONCORDIA (1-0)

1977-78 Neutral W 83-35

CONNECTICUT (0-2)

2002-03 Away L 44-68
2003-04 Home L 69-72

COPPIN STATE (1-0)

1997-98 Neutral W 67-47

CREIGHTON (1-1)

1999-00 Home W 61-56
2000-01 Away L 58-69

DARTMOUTH (1-0)

2009-10 Home W 78-64

DAVIDSON (1-0)

2014-15 Away W 99-64

DEPAUL (1-2)

1991-92 Home W 69-59
1992-93 Neutral L 54-62
2004-05 Neutral L 77-99

DRAKE (2-1)

1979-80 Home W 66-61
1998-99 Home W 86-71
2000-01 Away L 51-55

DUKE (0-6)

1987-88 Neutral L 75-78
2005-06 Neutral L 51-85
2008-09 Home L (ot) 89-97
2009-10 Away L 72-78
2010-11 Away L 50-75
2012-13 Home L 60-75

EAST CAROLINA (2-0)

1980-81 Away W 77-73
1987-88 Neutral W 89-61

EASTERN ILLINOIS (1-0)

2005-06 Neutral W 68-53

FLORIDA (1-1)

1996-97 Neutral L 78-92
2001-02 Neutral W 71-68

FLORIDA A&M (1-0)

2015-16 Home W 88-45

FORDHAM (0-1)

1977-78 Neutral L 55-70

FRESNO STATE (8-5)

1971-72 N/A L 31-49
N/A L 29-38
1972-73 N/A L 29-59
N/A L 22-40
1975-76 N/A W 66-56
1998-99 Away W 65-59
2009-10 Home W 68-63
2010-11 Away W 82-78
2011-12 Home W 65-57
2012-13 Away L 60-65
2013-14 Away W 63-54
2014-15 Home W 68-50
2018-19 Home W 62-61

GARDNER-WEBB (1-0)

2011-12 Neutral W 82-41

GEORGE WASHINGTON (1-0)

1993-94 Neutral W 76-72

GEORGIA (4-3)

1982-83 Neutral W 81-57
1983-84 Home W 82-74
1984-85 Away L 56-77
1985-86 Neutral W 70-67
2007-08 Neutral L 57-59
2010-11 Home W 71-63
2011-12 Away L 60-67

NONCONFERENCE SERIES RECORDS

USC WOMEN'S BASKETBALL

1983 NCAA CHAMPIONS • 1984 NCAA CHAMPIONS • 1994 PAC-10 CHAMPIONS • 2014 PAC-12 TOURNAMENT CHAMPIONS

GONZAGA (3-2)

| | | | |
|---------|------|---|-------|
| 2009-10 | Away | L | 58-70 |
| 2010-11 | Home | W | 79-73 |
| 2011-12 | Away | W | 58-51 |
| 2012-13 | Home | L | 52-63 |
| 2015-16 | Away | W | 60-56 |

GRAMBLING STATE (2-1)

| | | | |
|---------|---------|---|-------|
| 1997-98 | Neutral | L | 56-61 |
| 2007-08 | Home | W | 78-45 |
| 2016-17 | Home | W | 75-64 |

GRAND CANYON (1-0)

| | | | |
|---------|---------|---|-------|
| 2015-16 | Neutral | W | 75-44 |
|---------|---------|---|-------|

HARVARD (2-0)

| | | | |
|---------|------|---|-------|
| 2004-05 | Home | W | 74-58 |
| 2008-09 | Home | W | 95-74 |

HAWAII (7-0)

| | | | |
|---------|---------|---|-------|
| 1982-83 | Neutral | W | 95-62 |
| 2005-06 | Away | W | 80-71 |
| 2006-07 | Home | W | 72-52 |
| 2013-14 | Home | W | 66-55 |
| 2016-17 | Home | W | 76-44 |
| 2017-18 | Away | W | 71-60 |
| 2021-22 | Home | W | 90-50 |

HOPE INTERNATIONAL (1-0)

| | | | |
|---------|------|---|-------|
| 2015-16 | Home | W | 92-43 |
|---------|------|---|-------|

HOUSTON (4-0)

| | | | |
|---------|------|---|-------|
| 1979-80 | Home | W | 81-65 |
| 1980-81 | Home | W | 80-69 |
| 1994-95 | Away | W | 87-72 |
| 2006-07 | Home | W | 65-42 |

IDAHO (1-0)

| | | | |
|---------|---------|---|-------|
| 1984-85 | Neutral | W | 74-51 |
|---------|---------|---|-------|

IDAHO STATE (1-0)

| | | | |
|---------|------|---|-------|
| 2022-23 | Home | W | 75-42 |
|---------|------|---|-------|

ILLINOIS STATE (2-1)

| | | | |
|---------|---------|---|-------|
| 1981-82 | Neutral | W | 92-73 |
| 1988-89 | Neutral | L | 59-76 |
| 2010-11 | Away | W | 63-36 |

INDIANA (1-0)

| | | | |
|---------|------|---|-------|
| 1987-86 | Home | W | 99-53 |
|---------|------|---|-------|

IONA (1-0)

| | | | |
|---------|---------|---|-------|
| 2015-16 | Neutral | W | 76-56 |
|---------|---------|---|-------|

IOWA (1-4)

| | | | |
|---------|---------|---|-------|
| 1984-85 | Neutral | W | 77-57 |
| 1987-88 | Neutral | L | 67-79 |
| 1993-94 | Neutral | L | 49-50 |
| 1994-95 | Neutral | L | 55-65 |
| 2013-14 | Neutral | L | 65-78 |

KANSAS (0-1)

| | | | |
|---------|------|---|-------|
| 1995-96 | Home | L | 77-82 |
|---------|------|---|-------|

KANSAS STATE (0-1)

| | | | |
|---------|------|---|-------|
| 2002-03 | Away | L | 61-73 |
|---------|------|---|-------|

KENT STATE (1-0)

| | | | |
|---------|---------|---|-------|
| 1981-82 | Neutral | W | 99-55 |
|---------|---------|---|-------|

LAMAR (1-0)

| | | | |
|---------|---------|---|-------|
| 1992-93 | Neutral | W | 78-43 |
|---------|---------|---|-------|

LONG BEACH STATE (27-28)

| | | | |
|---------|---------|-------|--------|
| 1973-74 | N/A | L | 30-70 |
| | N/A | W | 31-62 |
| 1974-75 | N/A | W | 79-38 |
| | N/A | W | 70-39 |
| 1975-76 | N/A | L | 65-70 |
| | N/A | L | 47-77 |
| 1976-77 | Away | L | 71-91 |
| | Home | L | 87-94 |
| 1977-78 | Home | W | 56-54 |
| | Away | L | 58-77 |
| 1978-79 | Neutral | L | 73-84 |
| | Away | L | 74-81 |
| | Home | L | 62-78 |
| 1979-80 | Away | L | 73-75 |
| | Home | L | 78-84 |
| | Neutral | L | 72-90 |
| 1980-81 | Home | W | 79-70 |
| | Away | L | 74-79 |
| | Neutral | W | 87-70 |
| 1981-82 | Home | W | 67-65 |
| | Away | L | 84-89 |
| 1982-83 | Away | L | 73-74 |
| | Home | W | 90-75 |
| | Neutral | W | 81-74 |
| 1984-85 | Home | W | 70-65 |
| | Away | L | 61-64 |
| | Neutral | L | 72-75 |
| 1985-86 | Home | L | 75-76 |
| | Home | W | 99-68 |
| 1986-87 | Away | L | 69-87 |
| 1987-88 | Home | L | 78-80 |
| 1988-89 | Neutral | L | 70-91 |
| 1989-90 | Away | L | 54-82 |
| 1990-91 | Home | L | 61-71 |
| | Neutral | L | 58-83 |
| 1991-92 | Away | L | 59-60 |
| 1992-93 | Home | W | 101-48 |
| 1994-95 | Neutral | W | 84-61 |
| 1995-96 | Away | W | 68-59 |
| 1996-97 | Home | W | 91-61 |
| 1997-98 | Home | W | 84-55 |
| 1998-99 | Away | L | 62-74 |
| 1999-00 | Away | L | 49-62 |
| 2005-06 | Away | L | 46-51 |
| 2006-07 | Home | W | 85-50 |
| 2009-10 | Away | W | 83-77 |
| 2010-11 | Home | W | 82-60 |
| 2013-14 | Home | W | 89-72 |
| 2014-15 | Away | W(ot) | 90-85 |
| 2015-16 | Home | W | 69-43 |
| 2016-17 | Home | W | 82-74 |
| 2017-18 | Home | W | 75-60 |
| 2018-19 | Away | W | 86-50 |
| 2019-20 | Home | W | 57-40 |
| 2020-21 | Away | W | 71-65 |

LOUISIANA TECH (4-8)

| | | | |
|---------|---------|---|-------|
| 1978-79 | Home | L | 68-76 |
| 1980-81 | Neutral | L | 50-66 |
| 1982-83 | Away | W | 64-58 |
| | Neutral | L | 56-58 |
| | Neutral | W | 69-67 |
| 1983-84 | Away | L | 66-75 |
| | Away | W | 62-57 |
| 1984-85 | Neutral | L | 79-83 |
| 1985-86 | Away | L | 53-75 |
| | Neutral | W | 80-64 |
| 1993-94 | Neutral | L | 66-75 |
| 1996-97 | Neutral | L | 47-66 |

LOUISVILLE (1-0)

| | | | |
|---------|---------|---|-------|
| 2004-05 | Neutral | W | 65-49 |
|---------|---------|---|-------|

LOYOLA MARYMOUNT (5-0)

| | | | |
|---------|------|---|-------|
| 2004-05 | Home | W | 77-56 |
| 2005-06 | Away | W | 59-53 |
| 2014-15 | Home | W | 96-54 |
| 2017-18 | Away | W | 8070 |
| 2020-21 | Home | W | 85-55 |

MAINE (2-0)

| | | | |
|---------|---------|---|-------|
| 1987-88 | Neutral | W | 83-63 |
| 1995-96 | Away | W | 66-60 |

MARIST (1-0)

| | | | |
|---------|---------|---|-------|
| 2017-18 | Neutral | W | 78-57 |
|---------|---------|---|-------|

MARQUETTE (1-0)

| | | | |
|---------|---------|---|-------|
| 1994-95 | Neutral | W | 87-76 |
|---------|---------|---|-------|

MARYLAND (5-1)

| | | | |
|---------|---------|---|-------|
| 1979-80 | Away | W | 63-61 |
| 1983-84 | Neutral | W | 86-68 |
| 1985-86 | Neutral | W | 76-54 |
| 1988-89 | Neutral | L | 67-81 |
| 1993-94 | Neutral | W | 92-85 |
| 1995-96 | Neutral | W | 68-62 |

MASSACHUSETTS (1-0)

| | | | |
|---------|---------|---|-------|
| 2004-05 | Neutral | W | 54-49 |
|---------|---------|---|-------|

MEMPHIS (0-1)

| | | | |
|---------|---------|---|-------|
| 1994-95 | Neutral | L | 72-74 |
|---------|---------|---|-------|

MERRIMACK (1-0)

| | | | |
|---------|------|---|-------|
| 2022-23 | Home | W | 88-40 |
|---------|------|---|-------|

MICHIGAN (1-1)

| | | | |
|---------|------|---|-------|
| 2007-08 | Away | L | 61-82 |
| 2008-09 | Home | W | 81-53 |

MICHIGAN STATE (2-1)

| | | | |
|---------|---------|---|-------|
| 1991-92 | Away | W | 56-51 |
| 1992-93 | Neutral | W | 66-50 |
| 2004-05 | Neutral | L | 59-61 |

MIDDLE TENNESSEE (1-0)

| | | | |
|---------|---------|---|-------|
| 2017-18 | Neutral | W | 72-57 |
|---------|---------|---|-------|

MILWAUKEE (1-0)

| | | | |
|---------|---------|---|-------|
| 2008-09 | Neutral | W | 77-65 |
|---------|---------|---|-------|

MINNESOTA (1-1)

| | | | |
|---------|---------|---|-------|
| 1981-82 | Home | W | 91-52 |
| 2003-04 | Neutral | L | 61-84 |

MISSISSIPPI STATE (1-1)

| | | | |
|---------|---------|---|-------|
| 2009-10 | Neutral | W | 64-60 |
| 2016-17 | Home | L | 72-76 |

MISSOURI (4-0)

| | | | |
|---------|------|---|--------|
| 1979-80 | Home | W | 70-53 |
| 1983-84 | Away | W | 81-79 |
| 1985-86 | Home | W | 118-68 |
| 1990-91 | Home | W | 87-55 |

MISSOURI STATE (1-1)

| | | | |
|---------|---------|---|-------|
| 2016-17 | Neutral | W | 89-67 |
| 2021-22 | Home | L | 41-67 |

MONTANA (3-0)

| | | | |
|---------|------|---|-------|
| 1983-84 | Home | W | 76-51 |
| 1985-86 | Home | W | 81-50 |
| 1991-92 | Home | W | 71-59 |

MONTANA STATE (2-0)

| | | | |
|---------|------|---|-------|
| 2008-09 | Home | W | 82-61 |
| 2017-18 | Home | W | 98-47 |

MORGAN STATE (1-0)

| | | | |
|---------|------|---|-------|
| 2001-02 | Home | W | 87-39 |
|---------|------|---|-------|

NEBRASKA (3-5)

| | | | |
|---------|---------|---|--------|
| 1976-77 | Home | W | 72-70 |
| 1987-88 | Home | W | 100-82 |
| 1992-93 | Home | W | 78-60 |
| 2006-07 | Home | L | 65-72 |
| 2007-08 | Away | L | 69-87 |
| 2011-12 | Away | L | 50-68 |
| 2012-13 | Home | L | 65-74 |
| 2019-20 | Neutral | L | 54-67 |

NEVADA (4-0)

| | | | |
|---------|------|---|-------|
| 2001-02 | Home | W | 86-48 |
| 2010-11 | Away | W | 78-59 |
| 2018-19 | Away | W | 72-51 |
| 2019-20 | Home | W | 50-47 |

NEVADA-LAS VEGAS (5-6)

| | | | |
|---------|---------|---|-------|
| 1974-75 | N/A | L | 54-88 |
| 1975-76 | N/A | L | 53-80 |
| | N/A | L | 53-82 |
| 1978-79 | Neutral | W | 93-79 |
| 1979-80 | Neutral | W | 78-77 |
| 1988-89 | Home | L | 78-82 |
| 1989-90 | Away | L | 67-98 |
| 2015-16 | Home | W | 73-42 |
| 2016-17 | Away | L | 66-77 |
| 2018-19 | Away | W | 86-72 |
| 2019-20 | Home | W | 75-54 |

NEW MEXICO (1-1)

| | | | |
|---------|------|---|-------|
| 2002-03 | Home | W | 55-48 |
| 2003-04 | Away | L | 75-77 |

NEW ORLEANS (2-0)

| | | | |
|---------|------|---|-------|
| 1984-85 | Home | W | 66-65 |
| 1996-97 | Home | W | 97-73 |

NONCONFERENCE SERIES RECORDS

USC WOMEN'S BASKETBALL

1983 NCAA CHAMPIONS • 1984 NCAA CHAMPIONS • 1994 PAC-10 CHAMPIONS • 2014 PAC-12 TOURNAMENT CHAMPIONS

NONCONFERENCE SERIES RECORDS

NORTH CAROLINA (4-0)

| | | | |
|---------|---------|---|-------|
| 1985-86 | Neutral | W | 84-70 |
| 1986-87 | Neutral | W | 79-72 |
| 1987-88 | Home | W | 92-69 |
| 1988-89 | Away | W | 93-75 |

NORTH CAROLINA-CHARLOTTE (1-0)

| | | | |
|---------|------|---|-------|
| 1994-95 | Home | W | 84-69 |
|---------|------|---|-------|

NORTH CAROLINA STATE (1-1)

| | | | |
|---------|------|---|-------|
| 2009-10 | Home | L | 53-59 |
| 2010-11 | Away | W | 84-75 |

NE LOUISIANA STATE (1-1)

| | | | |
|---------|---------|---|-------|
| 1982-83 | Home | W | 99-85 |
| 1985-86 | Neutral | L | 68-70 |

NORTHEASTERN (1-0)

| | | | |
|---------|---------|---|-------|
| 1988-89 | Neutral | W | 74-52 |
|---------|---------|---|-------|

NORTHERN ARIZONA (1-0)

| | | | |
|---------|------|---|-------|
| 2002-03 | Home | W | 63-55 |
|---------|------|---|-------|

NORTHERN ILLINOIS (2-0)

| | | | |
|---------|------|---|-------|
| 1992-93 | Home | W | 91-64 |
| 1993-94 | Away | W | 90-79 |

NORTHWESTERN (2-1)

| | | | |
|---------|------|---|--------|
| 1982-83 | Home | W | 110-80 |
| 1983-84 | Away | W | 67-65 |
| 1990-91 | Away | L | 63-70 |

NOTRE DAME (2-8)

| | | | |
|---------|---------|---|-------|
| 1984-85 | Neutral | W | 69-53 |
| 1999-00 | Away | L | 59-74 |
| 2000-01 | Home | L | 61-70 |
| 2001-02 | Away | L | 49-62 |
| 2002-03 | Home | L | 57-69 |
| 2003-04 | Away | L | 62-73 |
| 2004-05 | Home | L | 56-60 |
| 2005-06 | Away | L | 62-73 |
| 2006-07 | Home | W | 69-58 |
| 2011-12 | Neutral | L | 58-80 |

OCCIDENTAL (1-5)

| | | | |
|---------|-----|---|-------|
| 1970-71 | N/A | L | 30-38 |
| | N/A | L | 22-42 |
| 1971-72 | N/A | L | 41-46 |
| | N/A | L | 40-54 |
| 1972-73 | N/A | L | 33-46 |
| | N/A | W | 51-30 |

OHIO STATE (3-4)

| | | | |
|---------|---------|---|--------|
| 1983-84 | Home | W | 102-73 |
| 1985-86 | Away | W | 83-81 |
| 1986-87 | Neutral | L | 63-83 |
| | Neutral | L | 63-74 |
| 1987-88 | Home | W | 85-81 |
| 2005-06 | Home | L | 57-68 |
| 2006-07 | Away | L | 58-77 |

OKLAHOMA (1-0)

| | | | |
|---------|------|---|-------|
| 1980-81 | Home | W | 84-55 |
|---------|------|---|-------|

OKLAHOMA BAPTIST (1-0)

| | | | |
|---------|------|---|--------|
| 1982-83 | Home | W | 112-46 |
|---------|------|---|--------|

OKLAHOMA CITY (1-0)

| | | | |
|---------|---------|---|-------|
| 1982-83 | Neutral | W | 96-68 |
|---------|---------|---|-------|

OKLAHOMA STATE (1-3)

| | | | |
|---------|---------|---|-------|
| 1986-87 | Neutral | W | 92-83 |
| 1995-96 | Away | L | 55-85 |
| 2013-14 | Away | L | 51-82 |
| 2014-15 | Home | L | 62-66 |

OLD DOMINION (7-8)

| | | | |
|---------|---------|---|--------|
| 1979-80 | Home | L | 47-90 |
| 1980-81 | Neutral | L | 56-73 |
| | Away | L | 63-74 |
| | Neutral | L | 65-68 |
| 1981-82 | Home | W | 66-50 |
| 1982-83 | Home | W | 75-47 |
| 1983-84 | Away | L | 90-102 |
| 1984-85 | Away | L | 48-52 |
| 1985-86 | Neutral | W | 89-76 |
| 1986-87 | Home | W | 86-64 |
| 1987-88 | Neutral | W | 85-70 |
| 1989-90 | Home | L | 69-82 |
| 1990-91 | Neutral | W | 72-61 |
| | Away | W | 77-70 |
| 1998-99 | Neutral | L | 61-73 |

ORAL ROBERTS (1-0)

| | | | |
|---------|------|---|-------|
| 1978-79 | Home | W | 81-65 |
|---------|------|---|-------|

PACIFIC CHRISTIAN (1-0)

| | | | |
|---------|------|---|-------|
| 1981-82 | Home | W | 98-52 |
|---------|------|---|-------|

PENN (1-0)

| | | | |
|---------|------|---|-------|
| 2022-23 | Home | W | 66-60 |
|---------|------|---|-------|

PENN STATE (3-1)

| | | | |
|---------|---------|---|--------|
| 1979-80 | Away | L | 70-80 |
| 1980-81 | Neutral | W | 103-64 |
| 1981-82 | Neutral | W | 73-70 |
| 1983-84 | Home | W | 79-66 |

PEPPERDINE (19-0)

| | | | |
|---------|---------|--------|--------|
| 1977-78 | Away | W | 73-71 |
| 1978-79 | Neutral | W | 65-63 |
| | Home | W | 64-50 |
| 1979-80 | Home | W | 90-64 |
| | Home | W | 98-89 |
| 1980-81 | Home | W | 88-79 |
| 1981-82 | Away | W | 85-52 |
| 1982-83 | Away | W | 105-62 |
| | Home | W | 90-56 |
| 1984-85 | Home | W | 69-58 |
| 1985-86 | Away | W | 94-50 |
| 1988-89 | Away | W | 75-74 |
| 1992-93 | Home | W | 76-61 |
| 2000-01 | Home | W | 78-60 |
| 2002-03 | Away | W | 64-63 |
| 2007-08 | Home | W | 55-52 |
| 2008-09 | Away | W | 69-55 |
| 2011-12 | Away | W (ot) | 75-71 |
| 2012-13 | Home | W | 65-56 |

PORTLAND (3-0)

| | | | |
|---------|---------|---|-------|
| 1993-94 | Home | W | 77-62 |
| 1998-99 | Away | W | 59-47 |
| 2016-17 | Neutral | W | 67-54 |

PORTLAND STATE (2-0)

| | | | |
|---------|------|---|--------|
| 1980-81 | Away | W | 108-61 |
| 2007-08 | Home | W | 75-68 |

PRAIRIE VIEW A&M (1-0)

| | | | |
|---------|------|---|-------|
| 2006-07 | Home | W | 78-53 |
|---------|------|---|-------|

PRINCETON (0-1)

| | | | |
|---------|---------|---|-------|
| 2010-11 | Neutral | L | 59-60 |
|---------|---------|---|-------|

PURDUE (1-0)

| | | | |
|---------|---------|---|-------|
| 2017-18 | Neutral | W | 58-46 |
|---------|---------|---|-------|

QUEENS (0-1)

| | | | |
|---------|------|---|-------|
| 1977-78 | Away | L | 63-79 |
|---------|------|---|-------|

QUINNIPIAC (1-0)

| | | | |
|---------|---------|---|-------|
| 2010-11 | Neutral | W | 78-59 |
|---------|---------|---|-------|

RICHMOND (1-0)

| | | | |
|---------|------|---|-------|
| 1993-94 | Away | W | 80-59 |
|---------|------|---|-------|

RUTGERS (2-5)

| | | | |
|---------|---------|---|-------|
| 1979-80 | Away | L | 62-68 |
| 1982-83 | Home | W | 96-75 |
| 1983-84 | Away | W | 95-80 |
| 1989-90 | Away | L | 51-76 |
| 1997-98 | Neutral | L | 59-77 |
| 1999-00 | Away | L | 59-76 |
| 2009-10 | Neutral | L | 51-66 |

SACRAMENTO STATE (5-0)

| | | | |
|---------|------|---|--------|
| 1991-92 | Away | W | 75-73 |
| 1999-00 | Home | W | 84-42 |
| 2000-01 | Away | W | 87-61 |
| 2014-15 | Home | W | 101-99 |
| 2016-17 | Away | W | 111-95 |

SAINT MARY'S (1-2)

| | | | |
|---------|------|---|-------|
| 2013-14 | Home | L | 55-71 |
| 2014-15 | Away | L | 58-64 |
| 2022-23 | Home | W | 71-45 |

ST. JOHN'S (0-1)

| | | | |
|---------|---------|---|-------|
| 2013-14 | Neutral | L | 68-71 |
|---------|---------|---|-------|

ST. JOSEPH'S (2-1)

| | | | |
|---------|---------|---|-------|
| 1985-86 | Neutral | W | 96-66 |
| 2000-01 | Home | W | 66-55 |
| 2001-02 | Away | L | 72-81 |

SAM HOUSTON STATE (1-0)

| | | | |
|---------|---------|---|-------|
| 2014-15 | Neutral | W | 88-67 |
|---------|---------|---|-------|

SAN DIEGO (4-0)

| | | | |
|---------|------|---|-------|
| 2000-01 | Away | W | 70-56 |
| 2003-04 | Home | W | 82-65 |
| 2004-05 | Away | W | 68-47 |
| 2022-23 | Away | W | 58-50 |

SAN DIEGO STATE (29-8)

| | | | |
|---------|------|---|--------|
| 1974-75 | N/A | L | 38-68 |
| | N/A | L | 43-47 |
| 1975-76 | N/A | W | 79-54 |
| | N/A | W | 64-45 |
| 1976-77 | Home | L | 59-62 |
| | Away | W | 85-61 |
| 1977-78 | Away | W | 69-57 |
| | Home | W | 99-83 |
| 1978-79 | Away | W | 61-47 |
| | Home | W | 67-29 |
| 1979-80 | Away | W | 65-62 |
| | Home | W | 66-63 |
| 1980-81 | Away | W | 75-46 |
| | Home | W | 58-45 |
| 1981-82 | Away | W | 77-59 |
| | Home | W | 73-55 |
| 1982-83 | Away | W | 102-66 |
| | Home | W | 89-63 |
| 1983-84 | Home | W | 101-84 |
| | Away | W | 86-67 |
| 1984-85 | Home | L | 59-61 |
| | Away | W | 90-77 |
| 1985-86 | Away | W | 91-73 |
| 1986-87 | Home | W | 90-77 |
| 1989-90 | Home | W | 73-66 |
| 1990-91 | Home | W | 68-54 |
| 1991-92 | Away | L | 64-71 |
| 1992-93 | Away | L | 61-63 |
| 1993-94 | Home | W | 82-62 |
| 1994-95 | Away | W | 67-55 |
| 1995-96 | Home | L | 66-67 |
| 1996-97 | Away | W | 71-60 |
| 1997-98 | Home | W | 62-51 |
| 1999-00 | Away | W | 72-60 |
| 2010-11 | Home | W | 74-64 |
| 2012-13 | Away | L | 46-80 |
| 2013-14 | Home | W | 65-61 |

SAN FRANCISCO (7-3)

| | | | |
|---------|---------|---|-------|
| 1978-79 | Home | W | 77-50 |
| 1979-80 | Away | L | 65-66 |
| | Neutral | W | 63-50 |
| 1983-84 | Home | W | 86-58 |
| 1990-91 | Away | L | 77-90 |
| 1991-92 | Home | W | 50-49 |
| 1996-97 | Neutral | W | 68-55 |
| 2001-02 | Away | W | 72-53 |
| 2021-22 | Home | L | 63-78 |
| 2022-23 | Away | W | 74-48 |

SAN JOSÉ STATE (6-2)

| | | | |
|---------|---------|---|-------|
| 1976-77 | Away | L | 49-68 |
| 1977-78 | Home | W | 69-53 |
| 1978-79 | Neutral | W | 99-92 |
| 1979-80 | Away | L | 61-70 |
| 1980-81 | Home | W | 94-78 |
| | Neutral | W | 91-57 |
| 1981-82 | Away | W | 98-72 |
| 2022-23 | Home | W | 71-44 |

SANTA CLARA (5-0)

| | | | |
|---------|------|---|-------|
| 1978-79 | Away | W | 83-61 |
| 1999-00 | Away | W | 71-64 |
| 2015-16 | Home | W | 81-46 |
| 2017-18 | Away | W | 64-43 |
| 2018-19 | Home | W | 77-46 |



USC WOMEN'S BASKETBALL

1983 NCAA CHAMPIONS • 1984 NCAA CHAMPIONS • 1994 PAC-10 CHAMPIONS • 2014 PAC-12 TOURNAMENT CHAMPIONS

SEATTLE (1-0)

1979-80 Home W 107-52

SETON HALL (3-0)

1997-98 Neutral W 78-66
2003-04 Neutral W 70-59
2021-22 Neutral W 79-65

SOUTH CAROLINA (0-3)

1979-80 Home L 60-70
2013-14 Home L 50-70
2014-15 Away L 61-70

SOUTH DAKOTA STATE (1-1)

2004-05 Home W 66-59
2006-07 Away L 63-67
2022-23 Neutral L 57-62(ot)

SOUTH FLORIDA (1-0)

2005-06 Neutral W 67-57

SOUTHERN METHODIST (4-0)

1985-86 Neutral W 121-61
2002-03 Away W 80-58
2003-04 Home W 64-48
2014-15 Away W 64-57

SOUTHERN UTAH (1-0)

2015-16 Home W 71-32

SW MISSOURI STATE (0-1)

1998-99 Neutral L 69-80

STEPHEN F. AUSTIN (3-1)

1977-78 Home L 60-78
1991-92 Neutral W 61-57
1993-94 Home W 78-64
1994-95 Away W 81-76

TENNESSEE (7-8)

1980-81 Away L 71-78
1981-82 Home W 86-70
Away L 90-91
1982-83 Away W 81-71
1983-84 Neutral W 78-64
Home W 81-66
Neutral W 72-61
1984-85 Away L 60-71
1985-86 Home W 85-77
Neutral W 83-59
1986-87 Neutral L 75-89
1988-89 Away L 69-102
1989-90 Home L 53-87
2001-02 Away L 66-106
2002-03 Home L 39-71

TEXAS (5-10)

1979-80 Away L 74-85
1981-82 Neutral W 83-66
1983-84 Away L 68-77
1984-85 Home W 73-71
1985-86 Away L 78-94
Neutral L 81-97
1986-87 Home L 69-89
1987-88 Away L 62-79
1988-89 Neutral W 83-81
1989-90 Away L 44-85
1990-91 Home W 88-77
2001-02 Neutral L 64-66
2009-10 Neutral W 61-54
2022-23 Neutral L 48-62

TEXAS A&M (3-5)

1979-80 Home W 71-42
1980-81 Home W 112-42
2011-12 Away L 70-71
2012-13 Home L 61-79
2016-17 Away W 66-62
2017-18 Home L 74-75
2018-19 Away L 51-71
2019-20 Home L 64-74

TEXAS CHRISTIAN (2-0)

2004-05 Away W 71-70
2005-06 Home W 65-62

TEXAS-EL PASO (1-0)

1984-85 Neutral W 77-53

TEXAS SOUTHERN (1-0)

2021-22 Home W 77-45

TEXAS TECH (1-3)

1978-79 Neutral W 86-60
1992-93 Neutral L 67-87
1999-00 Home L(ot) 63-66
2000-01 Away L 59-85

TOLEDO (1-1)

1987-88 Neutral W 96-66
2010-11 Away L 68-76

UC DAVIS (1-1)

2012-13 Home L 69-78
2013-14 Away W 64-55

UC IRVINE (3-0)

2015-16 Home W 75-56
2016-17 Away W 85-45
2021-22 Home W 78-69

UC RIVERSIDE (4-1)

2016-17 Home W 67-49
2017-18 Away W 64-46
2018-19 Home W 73-55
2019-20 Away W 76-59
2020-21 Home L 52-54

UC SANTA BARBARA (15-14)

1971-72 N/A L 25-48
1973-74 N/A L 26-61
N/A L 28-56
1974-75 N/A L 37-51
N/A L 46-60
1975-76 N/A W 63-62
N/A L 56-59
1976-77 Away L 67-73
Home L 61-62
1977-78 Home W 70-67
1978-79 Home W 68-46
Away W 84-65
1980-81 Home W 117-42
1994-95 Home W 75-71
1995-96 Away W 80-75
1996-97 Home W 98-92
1997-98 Away L 61-79
1998-99 Home L 65-75
1999-00 Away L 53-77
2000-01 Home W 60-55
2002-03 Away L 52-72
2003-04 Home W 76-61
2007-08 Away L(ot) 63-69
2008-09 Home W 62-53
2010-11 Home W 67-64
2011-12 Home W 50-39
2012-13 Away W 62-51
2018-19 Home W 82-39
2019-20 Away L 46-57

UNC-WILMINGTON (1-0)

2013-14 Neutral W 85-59

UTAH STATE (4-0)

1977-78 Home W 71-65
1985-86 Neutral W 115-45
2018-19 Neutral W 55-46
2022-23 Home W 79-48

UTAH VALLEY (0-1)

2008-09 Neutral L 64-66

UT ARLINGTON (1-0)

2018-19 W 73-61

UT RIO GRANDE VALLEY (2-0)

2017-18 Away W 71-64
2019-20 Home W 80-43

UTSA (1-0)

2011-12 Home W 74-56

VANDERBILT (0-1)

2012-13 Home L 56-74

VIRGINIA (3-2)

1991-92 Neutral L 52-71
1993-94 Neutral W 85-66
1995-96 Neutral L 68-78
2019-20 Home W 59-49
2021-22 Away W 65-48

VIR. COMMONWEALTH (1-0)

1990-91 Away W 94-68

VIRGINIA TECH (1-0)

2007-08 Neutral W 65-64

WAYLAND BAPTIST (2-0)

1978-79 Away W 89-76
1982-83 Neutral W 93-79

WEST VIRGINIA (1-0)

2015-16 Neutral W(ot) 78-67

WESTERN ILLINOIS (1-0)

1996-97 Neutral W 80-42

WESTERN KENTUCKY (1-1)

1986-87 Home W 81-69
1996-97 Home L 82-85
1998-99 Away L 76-86

WESTERN MICHIGAN (2-0)

1993-94 Home W 88-62
2021-22 Home W 80-50

XAVIER (0-2)

2009-10 Home L(ot) 71-81
2010-11 Away L 66-69

NONCONFERENCE SERIES RECORDS

WOMEN OF TROY

IN THE OLYMPICS




Cheryl Miller won gold for the United States as a 1984 Olympian.




Lisa Leslie is the proud owner of four Olympic gold medals, helping the United States win in 1996, 2000, 2004 and 2008.



TROJAN GOLD: Cynthia Cooper (above) medaled in the 1988 and 1992 Olympic Games; Pam McGee (below) was a gold medalist with Team USA in the 1984 Games.



Tina Thompson won three gold medals with Team USA at the 2000, 2004 & 2008 Olympic Games.



THE NEW CLASS: Temi Fagbenle (below) brought 2012 Olympic experience to the 2015-16 USC roster.





USC IN THE WNBA



LOS ANGELES SPARKS

Michael Cooper
Head Coach • 2000-04 | 2007-09
2001 & 2002 CHAMPION

Kim Gessig
Player • 1997

Ebony Hoffman
Player • 2011-13

Lisa Leslie
Player • 1997-2009
2001 & 2002 CHAMPION

Nicky McCrimmon
Player • 2000-03
2001 & 2002 CHAMPION

Pam McGee
Player • 1998

Linda Sharp
Head Coach • 1997-2000

Marianne Stanley
Asst. Coach • 2000, 2008-09

Karleen (Shields) Thompson
Team Manager • 1997-2001
Asst. Coach • 2002-03
Co-Head Coach • 2004
2001 & 2002 CHAMPION

Tina Thompson
Player • 2009-11

Rhonda Windham
General Manager • 1997-99

MINNESOTA LYNX

Temi Fagbenle
Player • 2017-19
2017 CHAMPION

Shay Murphy
Player • 2007

Adrain Williams
Player • 2006

NEW YORK LIBERTY

Jacki Gemelos
Asst. Coach • 2021

Marianne Stanley
Asst. Coach • 2004-06

WNBA CHAMPION!

indicates active in WNBA (as of May 2023)

PHOENIX MERCURY

Cynthia Cooper
Head Coach • 2001-02

Briana Gilbreath
Player • 2012-13

Cheryl Miller
Head Coach • 1997-2000

Shay Murphy
Player • 2014, 2017
2014 CHAMPION

Linda Sharp
Asst. Coach • 2000
Head Coach • 2002

Kadi Sissoko
Player • 2023

Adrain Williams
Player • 2000-04

SAN ANTONIO STARS

Adrain Williams
Player • 2004-05

Shay Murphy
Player • 2017

SEATTLE STORM

Ebony Hoffman
Assistant Coach • 2023

Tina Thompson
Player • 2012-13

WASHINGTON MYSTICS

Jacki Gemelos
Player • 2020

Shay Murphy
Player • 2008

Michelle Campbell
Player • 2000

Marianne Stanley
Asst. Coach • 2001, 2010-19
Head Coach • 2002-03
2019 CHAMPION

NOW-INACTIVE WNBA TEAMS....

CHARLOTTE STING
Fred Williams
Asst. Coach • 2003-04

DETROIT SHOCK
Shay Murphy
Player • 2007

HOUSTON COMETS
Cynthia Cooper
Player • 1997-2000, 2003
1997, 1998, 1999 & 2000 CHAMPION

Monica Lamb
Player • 1998-2000
1998, 1999 & 2000 CHAMPION

Karleen (Shields) Thompson
Asst. Coach • 2005-06
Head Coach • 2007-08

Tina Thompson
Player • 1997-2008
1997, 1998, 1999 & 2000 CHAMPION

SACRAMENTO MONARCHS
Pam McGee
Player • 1997

Adrain Williams
Player • 2007-08

UTAH STARZZ
Michelle Campbell
Player • 1999

Fred Williams
Asst. Coach • 1998
Head Coach • 1999-2001

TULSA SHOCK
Fred Williams
Head Coach • 2014-15

ATLANTA DREAM

Michael Cooper
Head Coach • 2014-17

Karleen (Shields) Thompson
Asst. Coach • 2013-17

Fred Williams
Asst. Coach • 2009-12
Head Coach • 2012-13

CHICAGO SKY

Jacki Gemelos
Player • 2015

Shay Murphy
Player • 2010-2013

CONNECTICUT SUN

Jacki Gemelos
Player • 2020

Briana Gilbreath
Player • 2014

Ebony Hoffman
Player • 2014

DALLAS WINGS

Fred Williams
Head Coach • 2014-18

INDIANA FEVER

Briana Gilbreath
Player • 2015

Ebony Hoffman
Player • 2004-10

Shay Murphy
Player • 2009-10

Marianne Stanley
Head Coach • 2020-22

DRAFTED!!

1997 Inaugural Elite Selection:

Cynthia Cooper (Houston Comets)
Lisa Leslie (Los Angeles Sparks)

First Round:

Ebony Hoffman (2004, Indiana Fever)
Pam McGee (1997, Sacramento Monarchs)
Tina Thompson (1997, Houston Comets)

Second Round:

Adrain Williams (2000, Phoenix Mercury)
Shay Murphy (2007, Minnesota Lynx)
Camille LeNoir (2009, Washington Mystics)
Cassie Harberts (2013, Atlanta Dream)



Third Round:

Jacki Gemelos (2012, Minnesota Lynx)
Briana Gilbreath (2012, Washington Mystics)
Temi Fagbenle (2016, Minnesota Lynx)
Okako Adika (2023, New York Liberty)
Kadi Sissoko (2023, Phoenix Mercury)

Fourth Round:

Monica Lamb (1998, Houston Comets)
Nicky McCrimmon (2000, Los Angeles Sparks)