



# USC WOMEN'S BASKETBALL RECORD BOOK

*TROJAN HOOPS HISTORY (THROUGH 2022-23)*





# WOMEN OF TROY HISTORY



# USC WOMEN'S BASKETBALL

1983 NCAA CHAMPIONS • 1984 NCAA CHAMPIONS • 1994 PAC-10 CHAMPIONS • 2014 PAC-12 TOURNAMENT CHAMPIONS



**1975**

Prior to the availability of scholarships, USC fielded competitive women's basketball teams, like the 1975 squad pictured above.



1977

**1976-77**

USC women's basketball, under head coach Marci Cantrell, becomes the first Division I women's basketball program to award scholarships.



PAM AND PAULA MCGEE

**1981-82**

Twin stars Pam and Paula McGee enroll at USC and lead the Trojans to the university's first NCAA Final Four.

Guard Cynthia Cooper earns Freshman All-American honors.

## 1976 1977 1978 1979 1980 1981



1976

**1977**

Linda Sharp begins 12-year stint as head coach of the Women of Troy. In her 12 seasons, Sharp goes 271-99 and earns two NCAA Championships.



LINDA SHARP


1977

TROJAN TIMELINE



# USC WOMEN'S BASKETBALL

1983 NCAA CHAMPIONS • 1984 NCAA CHAMPIONS • 1994 PAC-10 CHAMPIONS • 2014 PAC-12 TOURNAMENT CHAMPIONS



**1984**  
Cheryl Miller wins the first of three consecutive Naismith Awards as the country's top women's basketball player.

USC wins its second consecutive NCAA title with a win over Tennessee.

Pam McGee and Cheryl Miller win a gold medal with the USA Basketball Team at the 1984 Summer Olympics.



## 1982 1983 1984 1985 1986

**1983**  
Center Cheryl Miller begins her career at USC and helps lead the Women of Troy to the program's first-ever National Championship.

Women of Troy become first USC team to be honored at the White House by President Ronald Reagan.



**1984-85**  
Cheryl Miller wins her second Naismith Award. The 1984-85 season was the only season in her four-year career that USC did not advance to the NCAA Final Four.


**1986**  
Cheryl Miller wins her third Naismith Award and leads USC to the NCAA Championship game. Miller and Cynthia Cooper are both named to the NCAA all-tournament team.



TROJAN TIMELINE


# USC WOMEN'S BASKETBALL

1983 NCAA CHAMPIONS • 1984 NCAA CHAMPIONS • 1994 PAC-10 CHAMPIONS • 2014 PAC-12 TOURNAMENT CHAMPIONS



RHONDA WINDHAM

**1987**  
Guard Rhonda Windham is honored with the Frances Pomeroy Naismith Award as the nation's top player under 5-foot-6.



CYNTHIA COOPER

**1988**  
Cynthia Cooper wins gold medal with 1988 U.S. Olympic team.


**1990-91**  
USC got started on what would grow to be a five-year run of NCAA appearances in 1990-91, finishing the season 18-12 overall.



1990

1987 1988 1989 1990

**1988**  
Forward Cherie Nelson is named Pac-10 Player of the Year after leading the league in scoring and rebounding.




CHERIE NELSON

**1987**  
USC wins the Pac-10 title.



1987



1990-91

TROJAN TIMELINE

# USC WOMEN'S BASKETBALL


1983 NCAA CHAMPIONS • 1984 NCAA CHAMPIONS • 1994 PAC-10 CHAMPIONS • 2014 PAC-12 TOURNAMENT CHAMPIONS



LISA LESLIE

### 1990-91

Center Lisa Leslie enrolls at USC and makes an immediate impact on the team. Leslie wins National and Pac-10 Freshman of the Year honors.



1994

### 1994

Trojans win the Pac-10 title, but the Women of Troy finish one game short of the Final Four.

Lisa Leslie becomes the program's fourth Naismith Award winner.




CHERYL MILLER

### 1993

Cheryl Miller returns to USC as head coach of the Women of Troy.

### 1994

Future All-American Tina Thompson enrolls at USC.



TINA THOMPSON

TROJAN TIMELINE

# USC WOMEN'S BASKETBALL

1983 NCAA CHAMPIONS • 1984 NCAA CHAMPIONS • 1994 PAC-10 CHAMPIONS • 2014 PAC-12 TOURNAMENT CHAMPIONS

## 1997

Michelle Campbell and Nicky McCrimmon join the ABL.

The Houston Comets make Tina Thompson the WNBA's first-ever draft choice.

Lisa Leslie, Cynthia Cooper and Pam McGee are all placed on WNBA opening rosters. Thompson, Cooper and Leslie all are picked in the first round.

Cheryl Miller is named head coach of the Phoenix Mercury, Rhonda Windham serves as General Manager for the Los Angeles Sparks, and Kim Gessig sees time with the Sparks.

Cynthia Cooper is named WNBA Most Valuable Player and Championship MVP after leading the Houston Comets to the first WNBA title, along with teammate Tina Thompson.

Lisa Leslie, Thompson and Cooper are all named to WNBA first team.

Chris Gobrecht is hired as USC women's basketball head coach – the sixth head coach in program history.



TINA THOMPSON (left), CYNTHIA COOPER (2nd from left) and LISA LESLIE (right) were first round draft picks in 1998.

## 1998

Monica Lamb joins the Houston Comets of the WNBA.

Cynthia Cooper is named WNBA and Championship MVP for second consecutive year.

Cooper, Tina Thompson and Lamb win second straight title with the Houston Comets.

Three of the five WNBA first team selections were Trojans.

## 1995 1996 1997 1998 1999

### 1995

Cheryl Miller is inducted into the Naismith Memorial Basketball Hall of Fame.



CHERYL MILLER

### 1996

Lisa Leslie becomes the fourth Trojan to win an Olympic gold medal with the U.S. national team.



LISA LESLIE

1996

### 1999

Nicky McCrimmon (L.A. Sparks) and Adrain Williams (Phoenix Mercury) are placed on WNBA rosters.

Lisa Leslie, Cynthia Cooper and Tina Thompson are named to the league's first-ever All-Star Game. Leslie is named All-Star MVP.

Lisa Leslie guides the Los Angeles Sparks to the WNBA playoff semifinals. She later is named to the All-WNBA second team.

Cooper, Thompson and Monica Lamb lead Houston to their third straight WNBA Championship title.

TROJAN TIMELINE

# USC WOMEN'S BASKETBALL

1983 NCAA CHAMPIONS • 1984 NCAA CHAMPIONS • 1994 PAC-10 CHAMPIONS • 2014 PAC-12 TOURNAMENT CHAMPIONS



## 2001

Lisa Leslie has her greatest year yet with the Los Angeles Sparks. The former USC center leads L.A. to its first WNBA Championship and is named All-Star Game, league and championship MVP.

Tina Thompson and Leslie are invited to the WNBA All-Star Game.

Cynthia Cooper spends one year as head coach of the WNBA's Phoenix Mercury.

## 2003

Louis and Helene Galen donate \$35 million to begin construction of the new campus events center. For their donation, the arena is to be named "The Galen Center" and will be completed in 2006.

Lisa Leslie, Cynthia Cooper (who returned to the game this season), Tina Thompson and Adrain Williams are all invited to WNBA All-Star Game – the most selected from a single university to one All-Star game.

Leslie is named to All-WNBA first team.

Leslie and Thompson named to USA Women's National Team.



## 2004

Ebony Hoffman is selected by the WNBA's Indiana Fever in the first round (ninth overall) of the 2004 draft.

Mark Trakh is hired as USC women's basketball head coach – the seventh coach in program history.

Lisa Leslie and Tina Thompson guide the United States to a gold medal at the 2004 Olympic Summer Games in Athens, Greece.




## 2000

Lisa Leslie, Cynthia Cooper and Tina Thompson are selected to play in the 2000 WNBA All-Star game. Thompson is honored as game MVP.


The Houston Comets win their fourth WNBA Championship and Cynthia Cooper is named the WNBA's championship series MVP.

Lisa Leslie leads the United States to a gold medal at the 2000 Olympic Games in Sydney, Australia. Tina Thompson is selected as an alternate.



## 2002-03

USC celebrates 20th Anniversary of 1983 and 1984 national championship teams. Former Women of Troy are honored at halftime of USC-Tennessee game on Dec. 14, 2002.




TROJAN TIMELINE

# USC WOMEN'S BASKETBALL

1983 NCAA CHAMPIONS • 1984 NCAA CHAMPIONS • 1994 PAC-10 CHAMPIONS • 2014 PAC-12 TOURNAMENT CHAMPIONS

## 2004-05

USC breaks back into the NCAA Tournament after a seven-year drought. The Women of Troy earn a first-round win over Louisville before facing eventual finalist Michigan State in the second round. Brynn Cameron hits a 3-pointer to tie it with 21 seconds left, but Michigan State pulls off a last-second shot to win 61-59.



## 2006

The Galen Center opens for competition in October 2006. The new home of USC basketball and volleyball has a 10,258 seating capacity and offers state-of-the-art facilities and amenities to the Trojans and their visitors.

## 2007

USC records the first sellout in women's basketball history, and a record crowd of 9,749 turn out for USC's Feb. 10, 2007 game against UCLA at the Galen Center.



# 2005 2006 2007 2008

## 2006

USC officially retires the jerseys of Trojan greats Lisa Leslie and Cheryl Miller at the home opener in the Galen Center on Nov. 10, 2006. Leslie and Miller's jerseys are hung in the arena, and both are presented with replicas. Also in attendance were many other former Women of Troy.




## JAN. 6, 2008

Camille LeNoir served up the winning shot for the Trojans in a 73-72 upset win over No. 2 Stanford at the Galen Center. The Cardinal had beaten the Women of Troy the past 10 games, dating back through to a USC victory on Jan. 25, 2004.

## 2006-07

Shay Murphy becomes the 20th Trojan to break the 1,000 career point barrier and ends up extending her double-digit scoring streak to 47 straight games. Named a Kodak/WBCA All-American Finalist for the second straight season, she goes on to be selected 15th overall in the WNBA Draft, signing with the Minnesota Lynx following the 2006-07 season.



## 2005-06

Even with an injury-depleted roster, USC finishes fourth in the Pac-10 and earns a trip to the NCAA Tournament. For the second straight season, the Trojans win in the first round (beating South Florida 67-65) to move on and face an eventual NCAA finalist (lost to Duke 85-51).

Shay Murphy is named a Kodak/WBCA All-American Finalist and finishes the season on a 25-game double-digit scoring streak.

Lisa Leslie is named WNBA Most Valuable Player for the third time in her pro career.

Cynthia Cooper, Lisa Leslie and Tina Thompson are named to the WNBA All-Decade Team for their outstanding performances and contributions during their WNBA careers.

TROJAN TIMELINE


# USC WOMEN'S BASKETBALL

1983 NCAA CHAMPIONS • 1984 NCAA CHAMPIONS • 1994 PAC-10 CHAMPIONS • 2014 PAC-12 TOURNAMENT CHAMPIONS



2008 OLYMPIANS TINA THOMPSON & LISA LESLIE

**2008**  
Trojans Lisa Leslie and Tina Thompson win another Olympic gold medal together playing for Team USA at the 2008 Olympic Games in Beijing. For Leslie, the win earned her a fourth straight Olympic gold medal.



MICHAEL COOPER

**2009-10**  
Michael Cooper takes over as USC eighth head coach in program history. The former Los Angeles Lakers great came to USC after serving as the WNBA's Los Angeles Sparks head coach.



GILBREATH & CORRAL

**2010-11**  
As juniors, Briana Gilbreath and Ashley Corral both hit the 1,000-point mark in the 2010-11 season. Gilbreath became the first Trojan since 1997 to be named an AP All-American, with honorable mention accolades, and also earned the first multiple Pac-10 Player of the Week awards since 1997 – both honors earned by Trojan great Tina Thompson.

## 2008 2009 2010 2011



2009

**2008-09**  
The Pac-10 Tournament comes to the Galen Center for the first time, and USC reaches the championship game for the first time in program history after upsetting No. 16 Arizona State in the quarterfinals and No. 2 California in the semifinals. Camille LeNoir is selected to the Pac-10 All-Tournament Team and is later the 23rd selection in the 2009 WNBA Draft.



2010

**2010**  
After a 19-12 overall finish and a trip to the 2010 Pac-10 Tournament semifinals, USC sophomores Ashley Corral and Briana Gilbreath were named to the 2010 All-Pac-10 Team. Gilbreath also picked up honors as the Pac-10 Co-Defensive Player of the Year.

**2011**  
USC reached its first postseason tournament title match since 1986 when the Trojans powered their way to the 2011 WNIT championship game, playing in front of a packed house at Toledo. In USC's program-record 18th road game of the year, the Trojans fell to the Rockets, finishing the season with a 24-13 overall record.



2011

TROJAN TIMELINE

# USC WOMEN'S BASKETBALL

1983 NCAA CHAMPIONS • 1984 NCAA CHAMPIONS • 1994 PAC-10 CHAMPIONS • 2014 PAC-12 TOURNAMENT CHAMPIONS



JACKI GEMELOS

## 2012

Jacki Gemelos played her final season at USC after entering Troy in 2006 as the nation's top recruit. After enduring five knee surgeries during her USC career, Gemelos graduated in 2012 with bachelor's and master's degrees and was drafted by the WNBA's Minnesota Lynx.



## APRIL 2013

Trojan great Cynthia Cooper-Dyke returns to Troy as USC's newest women's basketball head coach. The ninth head coach in Women of Troy history, Cooper-Dyke named her coaching staff of associate head coach Brandy Manning and assistant coaches Evan Unrau and Jualeah Woods.



CYNTHIA COOPER-DYKE



ALEXYZ VAIOLETAMA

## 2014-15

Alexyz Vaiioletama continues the trend of Trojans on the All-Pac-12 Team, making it six straight seasons with a USC player on the honor roll. Vaiioletama finished her USC career ranked No. 11 all-time in career rebounds. As a team, USC posted a 15-15 overall record in 2014-15.




## 2012-13

As a junior, Cassie Harberts sets the USC record for free throws made (207) and attempted (298) in a single season. An All-Pac-12 Team selection, Harberts led USC with 18.0 points and 8.2 rebounds per game while working her way well past the 1,000-point threshold. Harberts was later selected to the U.S. World University Games team, winning a gold medal with Team USA in Kazan, Russia.

## 2013-14

In head coach Cynthia Cooper-Dyke's first season at the helm, the Women of Troy start the season 3-0 for the first time since 1998. They end the year even better, upsetting #4 Stanford and then beating Oregon State to win the 2014 Pac-12 Tournament Championship – USC's first in history. In doing so, the Trojans earn a place in the NCAA Tournament for the first time since 2006, finishing the year with a remarkable 22-13 overall record to double the win count from the previous year.

CASSIE HARBERTS



## 2014

After playing in and starting a program-record 133 games, Cassie Harberts finished her USC career ranked No. 7 all-time in career scoring, No. 8 in rebounds and No. 3 in free throws made. She received WBCA All-America Honorable Mention and was a second-round pick in the 2014 WNBA Draft.

TROJAN TIMELINE

# USC WOMEN'S BASKETBALL


1983 NCAA CHAMPIONS • 1984 NCAA CHAMPIONS • 1994 PAC-10 CHAMPIONS • 2014 PAC-12 TOURNAMENT CHAMPIONS



2015-16



2017-18 | KRISTEN SIMON



MARK TRAKH

2017-18

After departing the program in 2009, Mark Trakh returned as USC's head coach and led the Trojans to a 20-11 overall record. Along the way, the Trojans set program records with fewest turnovers (365) and highest free-throw percentage (75.3%) in 2017-18. In her senior season, Kristen Simon was named to the All-Pac-12 Team and finished as USC's No. 15 (1,437) all-time scorer and No. 9 rebounder (917). Junior All-Defensive Team honoree Aliyah Mazyck set a new program record in landing 86 threes in 2017-18.

## 2015-16

Under third-year head coach Cynthia Cooper-Dyke, USC posted a powerful 12-0 start to the 2015-16 season, doubling up on its most recent best season start of 6-0, last hit in 1993-94 with Cheryl Miller as head coach. The 12-0 start also bettered another USC benchmark, last achieved in 1984-85 when Linda Sharp's Women of Troy opened up the season 10-0.



## 2016



## 2017



## 2018

## 2016

A 2012 Olympian with Great Britain, Temi Fagbenle came to USC to play out her final season of eligibility with the Women of Troy. The grad student led USC in scoring, rebounding, blocks and steals, picking up a spot on the All-Pac-12 Team as well as WBCA All-Region honors. She also was selected 35th overall in the 2016 WNBA Draft.

## 2016-17

Thanks in large part to USC's No. 2 all-time 3-point shooter Courtney Jaco, who finished her career as USC's most productive all-time player from beyond the arc, the Women of Troy set a program record in shooting 35.7% from 3-point range in 2016-17. Freshman Minyon Moore also hit the second-best season totals ever by a USC freshman with her 124 free throws made, 119 assists and 58 steals in her first season at Troy. USC finished the year 14-16 overall.

TEMI FAGBENLE



COURTNEY JACO



MINYON MOORE



TROJAN TIMELINE

# USC WOMEN'S BASKETBALL

1983 NCAA CHAMPIONS • 1984 NCAA CHAMPIONS • 1994 PAC-10 CHAMPIONS • 2014 PAC-12 TOURNAMENT CHAMPIONS

ALIYAH MAZYCK



**2018-19**

Aliyah Mazyck closed down her USC career as the program's No. 5 all-time 3-point shooter, adding 51 threes to her career count to finish with 177 in four years of work. Mazyck also moved into the 1,000-point club during her senior season at Troy. USC opened the season with nine straight wins and finished up with a 17-13 overall record.

**MAY 10, 2021**

Lindsay Gottlieb was named head coach at USC, taking over the Trojans' program from Mark Trakh, who retired at the close of the 2020-21 season. Gottlieb joined the Trojan Family after serving two seasons as an assistant coach for the Cleveland Cavaliers.



**2021-22**

Freshman Rayah Marshall tallied at least one block in 23 consecutive games in her first season as a Trojan while recording seven double-doubles. She'd earn a spot on the Pac-12 All-Freshman Team while also picking up All-Defensive Team Honorable Mention. She finished the season as the nation's top-ranked freshman in blocks (12th overall) with her 2.54 blocks per game.



**2019-20**

USC's postseason plan to play in the WNIT was cut short by COVID-19 precautions, but not before freshman Alissa Pili took the conference by storm. A four-time Pac-12 Player of the Week, Pili was named the 2020 Pac-12 Player of the Year and earned a spot on the All-Pac-12 Team. Pili finished her first year as a Trojan averaging 16.3 points and 8.0 rebounds per game with 11 double-doubles.



**2022-23**

USC upset No. 2 Stanford during Pac-12 play and earned a spot in the NCAA Tournament for the first time since 2014 in head coach Lindsay Gottlieb's second season at USC. For the first time in program history, three Trojans were named to the All-Pac-12 Team – Destiny Littleton, Rayah Marshall and Kadi Sissoko.

**2023**

Two Trojans were selected back-to-back in the WNBA Draft – Okako Adika and Kadi Sissoko – marking the first time that two USC players were picks in a WNBA Draft since 2012.



TROJAN TIMELINE



ALISSA PILI

# USC WOMEN'S BASKETBALL

1983 NCAA CHAMPIONS • 1984 NCAA CHAMPIONS • 1994 PAC-10 CHAMPIONS • 2014 PAC-12 TOURNAMENT CHAMPIONS

## 31 CHERYL MILLER | 2006

(1983-86)

1983 & 1984 NCAA Champion  
Naismith Memorial Hall of Fame  
1984 Olympian (USA)



## 33 LISA LESLIE | 2006

(1991-94)

Naismith Memorial Hall of Fame  
Three-time WNBA MVP  
Four-time Olympic Gold Medalist (USA)



## 44 CYNTHIA COOPER | 2011

(1982-84; 86)

1983 & 1984 NCAA Champion  
Naismith Memorial Hall of Fame  
1988 & 1992 Olympian (USA)



## 30 PAM MCGEE | 2012

(1981-84)

1983 & 1984 NCAA Champion  
1984 All-American  
1984 Olympian (USA)



## 11 PAULA MCGEE | 2012

(1981-84)

1983 & 1984 NCAA Champion  
1982 & 1983 All-American



## 14 TINA THOMPSON | 2019

(1994-97)

1997 All-American  
First-ever WNBA Draft Pick  
Three-time Olympic Gold Medalist (USA)



### In Memory of Barbara "B-Dub" Williams 1950-1999

"...For nearly 20 years at USC Barbara Williams was more reliable than Student Body Left. Like she did for hundreds of Olympic gold medalists, All-Pro football players, kids who rode the pine for four years, coaches, secretaries and professors, Williams greeted lost souls at the most critical juncture of their young lives and pointed them in the right direction. She was part preacher, shrink, teacher, financial adviser, fashion consultant and matchmaker.

"After working seven years in the football office, Williams moved downstairs at Heritage Hall as administrative assistant to women's basketball, where she at times single-handedly held together a program that would see four head coaches in less than four years..."

On Dec. 30, 1999, Williams suffered a brain aneurism while she slept at her Inglewood home. The women's basketball team was hit with the news after facing Rutgers in Piscataway, N.J. As a team, the Women of Troy dedicated the 1999-2000 season to her memory. Black ribbons were placed on their uniforms in her honor.

The USC women's basketball program also renamed its annual academic award. In March of 2000, the inaugural 'Barbara Williams Academic Achievement Award' was presented to then-sophomore Carmen Krause.

#### Barbara Williams Academic Achievement Award

- 2000 - Carmen Krause
- 2001 - Lauren Smith-Hams
- 2002 - Lauren Smith-Hams
- 2003 - Erin Young
- 2004 - Rachel Woodward
- 2005 - Allison Jaskowiak
- 2006 - Allison Jaskowiak
- 2007 - Jamie Hagija
- 2008 - Simone Jelks
- 2009 - Nicole Berberet
- 2010 - Daniela Roark
- 2011 - Kari LaPlante
- 2012 - Briana Gilbreath
- 2013 - Christina Marinacci

Article excerpts written by Scott M. Reid,  
Orange County Register

HONORED NUMBERS

# USC WOMEN'S BASKETBALL

1983 NCAA CHAMPIONS • 1984 NCAA CHAMPIONS • 1994 PAC-10 CHAMPIONS • 2014 PAC-12 TOURNAMENT CHAMPIONS



## TINA THOMPSON

1997

USC's most recent success story, Tina Thompson earned 1996-97 AP and Kodak All-American honors as a senior, shortly before the Houston Comets made her the first-ever player drafted in the WNBA. She also proved to be a dominant player in the professional ranks, leading the Comets to four consecutive WNBA championships. She won gold medals in three consecutive Olympic Games (2000, 2004, 2008).

### CAREER TOTALS

Year	GP-GS	FG-FGA	FG%	3P-3PA	3P%	FT-FTA	FT%	PTS	AVG	OR	DR	REB	AVG	PF-D	AST	TO	BLK	STL	MIN
1993-94	30-29	163-327	.499	10-28	.357	31-142	.641	427	14.2	129	187	316	10.5	91-1	25	73	20	40	904
1994-95	28-27	193-372	.519	7-34	.206	152-208	.731	545	19.5	136	158	294	10.5	97-3	24	100	25	36	913
1995-96	27-26	229-452	.507	24-76	.316	141-190	.742	623	23.1	118	134	252	9.3	81-0	42	81	30	37	863
1996-97	29-28	222-445	.499	41-121	.339	168-215	.781	653	22.5	132	174	306	10.6	93-1	59	127	28	56	956
Totals	114-110	807-1596	.506	82-259	.317	552-755	.731	2248	19.7	515	653	1168	10.2	362-5	150	381	103	169	3636



## LISA LESLIE

1992 • 1993 • 1994

A three-time All-American, Lisa Leslie won just about every honor available as a senior in 1994. The 1994 Naismith National Player of the Year, she was drafted by the Los Angeles Sparks and led the USA to four straight Olympic gold medals (1996, 2000, 2004 & 2008).

### CAREER TOTALS

Year	GP-GS	FG-FGA	FG%	3P-3PA	3P%	FT-FTA	FT%	PTS	AVG	OR	DR	REB	AVG	PF-D	AST	TO	BLK	STL	MIN
1990-91	30-30	241-504	.478	2-8	.250	98-145	.676	582	19.4	109	190	299	10.0	118-9	20	109	78	43	799
1991-92	31-30	262-476	.550	2-8	.250	106-152	.697	632	20.4	94	167	261	8.4	115-8	46	103	54	56	970
1992-93	29-27	211-378	.558	2-8	.250	119-162	.735	543	18.7	94	191	285	9.8	107-9	59	107	95	60	920
1993-94	30-30	259-464	.558	1-13	.080	138-201	.687	657	21.9	142	227	369	12.3	94-4	83	83	94	69	944
Total	120-117	973-1822	.534	7-37	.189	461-660	.698	2414	20.1	439	775	1214	10.1	434-30	208	402	321	228	3633



## CHERYL MILLER

1983 • 1984 • 1985 • 1986

A perfect combination of athleticism and basketball skills put Cheryl Miller well above her competition. Miller earned All-American honors each year she played at USC, and she was later named the Player of the Decade by the WBCA for the 1980s.

### CAREER TOTALS

Year	GP-GS	FG-FGA	FG%	3P-3PA	3P%	FT-FTA	FT%	PTS	AVG	OR	DR	REB	AVG	PF-D	AST	TO	BLK	STL	MIN
1982-83	33-33	268-486	.551	---	---	137-186	.737	673	20.4	---	---	320	9.7	104-4	115	87	79	115	1081
1983-84	33-33	281-493	.570	---	---	164-218	.752	726	22.0	---	---	350	10.6	102-5	120	98	82	104	1043
1984-85	30-30	302-572	.528	---	---	201-289	.696	805	26.8	---	---	474	15.8	90-5	86	103	80	116	1053
1985-86	32-32	308-506	.609	---	---	198-263	.753	814	25.4	---	---	390	12.2	90-2	93	74	79	127	1029
Totals	128-128	1159-2057	.565	---	---	700-956	.735	3018	23.7	---	---	1534	12.1	386-16	414	362	320	462	4206



## PAM MCGEE

1984

A 1983-84 Kodak All-American and U.S. gold medalist, Pam McGee was a finalist for the Naismith Trophy that same year. She stands as USC's sixth all-time scorer (2,214) and No. 2 all-time rebounder (1,255).

### CAREER TOTALS

Year	GP-GS	FG-FGA	FG%	3P-3PA	3P%	FT-FTA	FT%	PTS	AVG	OR	DR	REB	AVG	PF-D	AST	TO	BLK	STL	MIN
1980-81	34	217-398	.545	---	---	75-148	.506	509	14.8	---	---	294	8.6	---	35	---	---	---	---
1981-82	27	219-381	.575	---	---	91-143	.636	529	19.6	---	---	312	11.6	---	42	---	---	---	---
1982-83	33	249-408	.610	---	---	110-174	.632	608	18.4	---	---	329	10.0	---	42	---	---	---	---
1983-84	33	250-420	.595	---	---	68-131	.519	568	17.2	---	---	320	9.7	---	30	---	---	---	---
Totals	127	935-1607	.581	---	---	365-596	.615	2214	17.4	---	---	1255	9.8	---	158	---	---	---	---



## PAULA MCGEE

1982 • 1983

A 1982-83 Kodak All-American as a junior and a 1981-82 WBCA All-American as a sophomore, Paula McGee holds USC records for total points scored (683) and field goals made (289) as a freshman. McGee is USC's fourth all-time scorer (2,346) and third in career blocks (190).

### CAREER TOTALS

Year	GP-GS	FG-FGA	FG%	3P-3PA	3P%	FT-FTA	FT%	PTS	AVG	OR	DR	REB	AVG	PF-D	AST	TO	BLK	STL	MIN
1980-81	34	289-557	.518	---	---	105-164	.540	683	20.0	---	---	313	9.2	---	51	---	---	---	---
1981-82	27	226-461	.490	---	---	94-130	.723	546	20.2	---	---	278	10.1	---	53	---	---	---	---
1982-83	33	282-493	.572	---	---	68-91	.747	632	19.2	---	---	305	9.2	---	77	---	---	---	---
1983-84	33	207-393	.527	---	---	71-110	.645	485	14.7	---	---	259	7.8	---	48	---	---	---	---
Totals	127	1004-1914	.524	---	---	338-496	.681	2346	18.4	---	---	1160	9.1	---	229	---	---	---	---

FIRST TEAM ALL-AMERICANS



# USC WOMEN'S BASKETBALL

1983 NCAA CHAMPIONS • 1984 NCAA CHAMPIONS • 1994 PAC-10 CHAMPIONS • 2014 PAC-12 TOURNAMENT CHAMPIONS

## USC 100-POINT GAMES

Feb. 4, 1977 ..... at UCLA ..... UCLA 103, USC 73  
 Nov. 17, 1978 ..... at Cal Poly SLO Tournament ..... USC 106, CSUN 67  
 Dec. 29, 1979 ..... Home vs. Seattle ..... USC 107, Seattle 52  
 Jan. 19, 1980 ..... Home vs. Arizona ..... USC 103, Arizona 38  
 Dec. 6, 1980 ..... Home vs. Texas A&M ..... USC 112, Texas A&M 42  
 Dec. 17, 1980 ..... at Giusti PSU Tournament ..... USC 102, BYU 79  
 Dec. 18, 1980 ..... at Giusti PSU Tournament ..... USC 108, Portland State 61  
 Dec. 21, 1980 ..... Home vs. Penn State (at Forum) ..... USC 103, Penn State 64  
 Jan. 26, 1981 ..... Home vs. Cal State Fullerton ..... USC 104, CSUF 63  
 Feb. 27, 1981 ..... Home vs. UC Santa Barbara ..... USC 117, UCSB 42  
 March 13, 2001 ..... Home vs. UCLA (WIAAW 2nd Rnd.) ..... USC 102, UCLA 85  
 Nov. 21, 1982 ..... at Pepperdine ..... USC 105, Pepperdine 62  
 Nov. 30, 1982 ..... Home vs. Northwestern ..... USC 110, Northwestern 80  
 Dec. 14, 1982 ..... at San Diego State ..... USC 102, SDSU 66  
 Jan. 7, 1983 ..... Home vs. Oklahoma Baptist ..... USC 112, Okla. Baptist 46  
 Dec. 23, 1983 ..... Home vs. Ohio State ..... USC 102, Ohio State 73  
 Jan. 6, 1984 ..... at Old Dominion ..... Old DU 102, USC 90  
 Jan. 14, 1984 ..... at Arizona State ..... USC 101, ASU 67  
 Jan. 19, 1984 ..... Home vs. San Diego State ..... USC 101, SDSU 84  
 Nov. 22, 1985 ..... Home vs. Brigham Young ..... USC 102, BYU 53  
 Dec. 22, 1985 ..... Home vs. Oregon State ..... USC 117, OSU 55  
 Dec. 27, 1985 ..... Home vs. Missouri (Transamerica Tourn.) ..... USC 118, MU 68  
 Feb. 28, 1986 ..... vs. Utah State (Northern Lights Inv.) ..... USC 115, USU 45  
 March 1, 1986 ..... vs. S. Methodist (Northern Lights Inv.) ..... USC 121, SMU 61  
 Jan. 2, 1987 ..... at California ..... Cal 102, USC 85  
 Feb. 6, 1987 ..... Home vs. California ..... USC 105, Cal 63  
 Feb. 22, 1987 ..... at Oregon State ..... USC 101, OSU 84  
 Dec. 6, 1988 ..... at Tennessee ..... Tennessee 102, USC 69  
 Jan. 27, 1989 ..... at Washington ..... Washington 104, USC 73  
 March 9, 1989 ..... at Stanford ..... Stanford 100, USC 85  
 March 10, 1989 ..... at California ..... Cal 115, USC 106  
 Dec. 10, 1992 ..... Home vs. Long Beach State ..... USC 101, LBSU 48  
 Jan. 15, 1994 ..... Home vs. Washington State ..... USC 101, WSU 70  
 Feb. 18, 1994 ..... Home vs. Arizona State ..... USC 105, ASU 67  
 Jan. 28, 1995 ..... at Stanford ..... Stanford 109, USC 53  
 Feb. 6, 1997 ..... at Stanford ..... Stanford 103, USC 69  
 March 6, 1997 ..... Home vs. Washington State ..... USC 101, WSU 59  
 Nov. 18, 2001 ..... at Tennessee ..... Tennessee 106, USC 66  
 Feb. 20, 2005 ..... Home vs. California ..... USC 103, California 69  
 Jan. 19, 2014 ..... Home vs. Oregon ..... USC 109, Oregon 85  
 Dec. 14, 2014 ..... Home vs. Sacramento State ..... USC 101, Sacramento St. 99  
 Dec. 3, 2016 ..... at Sacramento State ..... USC 111, Sacramento St. 95

## LYON CENTER RECORDS

### INDIVIDUAL

Points ..... 49 ..... Tina Thompson vs. UCLA, 1/27/96  
 Field Goals ..... 16 ..... Tina Thompson vs. UCLA, 1/27/96  
 Free Throws ..... 14 ..... Lisa Leslie vs. Stanford, 1/30/94  
 ..... Tamecka Dixon (Kansas) vs. USC, 1/2/96  
 Rebounds ..... 23 ..... Natalie Williams (UCLA) vs. USC, 2/4/94  
 Assists ..... 10 ..... Nicky McCrimmon vs. UCLA, 2/4/94  
 Blocked Shots ..... 8 ..... Lisa Leslie vs. Stephen F. Austin, 12/22/93  
 Steals ..... 6 ..... last by Adrain Williams vs. ASU, 1/2/98

### TEAM

Points ..... 101 ..... USC vs. Washington State, 3/6/97  
 ..... USC vs. Long Beach State, 12/10/92  
 Fewest Points Allowed ..... 40 ..... Washington vs. USC, 2/2/90  
 Field Goals ..... 44 ..... USC vs. Long Beach State, 12/10/92  
 Free Throws ..... 28 ..... Oregon vs. USC, 2/8/98  
 Rebounds ..... 61 ..... USC vs. California 1/28/94  
 Three-Pointers ..... 13 ..... UC Santa Barbara vs. USC, 12/19/96  
 Assists ..... 24 ..... Stanford vs. USC, 1/20/90  
 Blocked Shots ..... 10 ..... USC vs. San Diego State, 12/2/90  
 ..... USC vs. Arizona, 1/11/91  
 ..... USC vs. Oregon State, 12/20/05  
 Steals ..... 18 ..... USC vs. Long Beach State, 12/10/92

## 1,000-POINT CAREER SCORERS

(TOTAL POINTS SCORED AT USC)



Cheryl Miller - 3,018



Cherie Nelson - 2,474



Lisa Leslie - 2,414



Paula McGee - 2,346



Tina Thompson - 2,248



Pam McGee - 2,214



Cassie Harberts - 1,832



Kathy Hammond - 1,797



Ebony Hoffman - 1,687



Briana Gilbreath - 1,608



Cynthia Cooper - 1,559



Ashley Corral - 1,542



Eshaya Murphy - 1,492



Joni Easterly - 1,469



Kristen Simon - 1,437



Karon Howell - 1,426



Camille LeNoir - 1,396



Aliyah Mazyck - 1,244



Tammy Story - 1,230



Adrain Williams - 1,185



Minyon Moore - 1,173



Terri Huff - 1,169



Holly Ford - 1,118



Tiffany Elmore - 1,082



Aisha Hollans - 1,074



Ariya Crook - 1,044



Rhonda Windham - 1,040



Tashara Carter - 1,001

SCORING RECORDS

# USC WOMEN'S BASKETBALL

1983 NCAA CHAMPIONS • 1984 NCAA CHAMPIONS • 1994 PAC-10 CHAMPIONS • 2014 PAC-12 TOURNAMENT CHAMPIONS

## 1983 NCAA NATIONAL CHAMPIONS

### HIGHLIGHTING THE 1982-83 SEASON

- Under sixth-year head coach Linda Sharp, the USC women's basketball team entered the 1982-83 season ranked No. 1 by the AP, Sports Illustrated, Street & Smith and Women's Sport Magazine.

- To begin the season, the Women of Troy earned 13 straight wins, including four 100+ scoring games. Among them, the Trojans defeated Louisiana Tech (two-time defending NCAA champions) 64-58, breaking the Lady Techster's 59-game win streak.

- USC won the Wahine Rainbow Classic Tournament and Winston Tire Classic.

- In spite of playing one of the nation's most competitive schedules that season, the Women of Troy recorded USC's best season ever with a 31-2 mark.

- With a 13-1 record in the WCAA, USC captured the conference crown.

- In route to the National Championship, USC traveled more than 16,000 miles and broke 11 attendance records on the road.

### FIRST ROUND

- Paced by the efforts of Cheryl Miller and Cynthia Cooper, the Women of Troy defeated NE Louisiana State 99-85 to advance to the tournament regionals.

### WEST REGIONAL

- Against Arizona State, USC quickly built a 38-point advantage en route to a 96-59 victory. This was the third win over the Sun Devils this season.

- For the regional championship, the Trojans avenged an earlier season loss by defeating Long Beach State 81-74 in front of 4,216 at Pauley Pavilion. USC was led by the "Triple Threat" of Miller and the McGee sisters – Pam and Paula. All three earned NCAA All-Regional honors.

### FINAL FOUR

- The Trojans faced Mideast Champion Georgia in the NCAA Semifinals in Norfolk, Va. Up by 13 points at the half (40-27), USC defeated the Bulldogs 81-57. Miller posted 16 points and 14 rebounds, while fellow freshman Rhonda Windham set an NCAA Final Four record with 16 assists.

### FINALS

- USC and Louisiana Tech, the defending champion, met for the third time this season in the championship game.

- In front of 7,800 screaming fans, The Women of Troy were sluggish to start the game and entered halftime with an 11-point deficit (26-37).

- To start the second half, Coach Linda Sharp employed a full-court press that led the Trojans on a 9-2 run midway through the half. Fueled by key steals

from Cooper, USC took its first lead, 61-59, on a 16-foot jumper by Miller with 5:48 remaining.

- USC increased its lead to five points with 1:57 on the clock, but saw that advantage diminish to two with six seconds remaining. Top-of-the-key desperation shots by the Lady Techsters fell short, and the Women of Troy won the program's first-ever NCAA National Championship, 69-67.

- Miller scored a championship game record 27 points after taking over in the second half and hitting key shots. She also broke the game record for most free throws attempted (14) and free throws made (11) and was named Championship MVP.

### 1982-83 ALL-AMERICANS

Paula McGee (Kodak, ABAUSA), Cheryl Miller (Kodak, ABAUSA, Naismith), Rhonda Windham (Fastbreak)

Head Coach Linda Sharp was named Wade Trophy, WCAA and The Sporting News Coach of the Year.

### 1982-83 Results (31-2, 13-1 WCAA)

Nov. 21	at Pepperdine	W, 105-62
Nov. 30	Northwestern	W, 110-80
Dec. 4	at Louisiana Tech	W, 64-58
Dec. 6	at Tennessee	W, 81-71
Dec. 14	* at San Diego State	W, 102-66
Dec. 18	# Oklahoma City	W, 97-68
Dec. 19	# Wayland Baptist	W, 93-79
Dec. 21	# Hawai'i	W, 95-62
Dec. 28	^ Rutgers	W, 96-75
Dec. 29	^ Old Dominion	W, 75-57
Jan. 7	Oklahoma Baptist	W, 112-46
Jan. 14	* at Arizona State	W, 72-70
Jan. 15	* at Arizona	W, 80-68
Jan. 22	~ Louisiana Tech	L, 56-58
Jan. 28	* at Long Beach State	L, 73-74 (OT)
Feb. 1	* at Cal State Fullerton	W, 89-47
Feb. 4	* at Stanford	W, 92-64
Feb. 6	at Oregon	W, 86-71
Feb. 7	at Oregon State	W, 88-57
Feb. 11	* Arizona	W, 78-66
Feb. 12	* Arizona State	W, 92-52
Feb. 16	* UCLA	W, 83-75
Feb. 19	* Long Beach State	W, 90-75
Feb. 21	* Cal State Fullerton	W, 76-65
Feb. 26	* San Diego State	W, 89-63
March 9	* at UCLA	W, 83-75
March 10	Pepperdine	W, 90-56
March 12	* Stanford	W, 81-63
March 18	! NE Louisiana State	W, 99-85
March 24	& Arizona State	W, 96-59
March 26	& Long Beach State	W, 81-74
April 1	= Georgia	W, 81-57
April 3	= Louisiana Tech	W, 69-67

\* WCAA Game

#Wahine Tournament – Honolulu, Hawai'i

^ Winston Tire Classic – Los Angeles

~ Game played at Orange Coast College

! NCAA First Round – Los Angeles

& NCAA West Regional – Westwood, Calif.

= NCAA Final Four – Norfolk, Va.



1983 NCAA Division I Basketball Champions – Top Row (l to r): Kathy Doyle, Cheryl Miller, Paula McGee, JaMaiia Bond, Pam McGee, Tracy Longo, Timi Pitzer, Athletic Trainer Sue Lerner.

Middle Row: Trainer Leah Putnam, Rhonda Windham, Shontel Sherwood, Melissa Ward, Cynthia Cooper, Juliette Robinson, Yolanda Fletcher, LeAnne Sera.

Front Row: Assistant Coach Jean Agee, Head Coach Linda Sharp, Assistant Coach Bruce Victor, Graduate Assistant Kathy Hammond.

NCAA CHAMPIONSHIPS

# USC WOMEN'S BASKETBALL

1983 NCAA CHAMPIONS • 1984 NCAA CHAMPIONS • 1994 PAC-10 CHAMPIONS • 2014 PAC-12 TOURNAMENT CHAMPIONS

## 1984 NCAA NATIONAL CHAMPIONS

### HIGHLIGHTING THE 1983-84 SEASON

• The Women of Troy entered the 1983-84 season as the defending NCAA champs and ranked No. 1 according to the Associated Press. With the leadership of Cheryl Miller and Cynthia Cooper, both preseason All-American candidates, a lot was expected from the USC women's basketball program and its nine returning letterwinners.

• The Trojans began the season with 10 consecutive victories, including wins over highly ranked Maryland, Tennessee (twice), Missouri, Georgia and Oregon.

• Despite the start, USC suffered a disappointing road trip in early January, enduring successive nine-point losses to Texas and Louisiana Tech, then losing to Old Dominion two nights later. The Women of Troy returned to win 14 consecutive games following the brief losing streak.

• In the final game of the season, the Trojans fell to Long Beach State 71-67 and were forced to share the WCAA title with the West Coast rival 49ers.

### FIRST ROUND

• USC hosted the first round of the NCAA Tournament and defeated BYU 97-72. The team was paced by Pam McGee, who had 25 points, and Cheryl Miller, who grabbed 14 boards.

### WEST REGIONAL

• Leading to the regional championship, the Women of Troy earned a 76-51 win over Montana thanks to the scoring efforts of Paula McGee (22 points) and the rebounding of her sister, Pam (12 rebounds).

• Advancing to the regional championship game, USC sought revenge against Long Beach State and dominated the meeting. At the Sports Arena, the Trojans led by as many as 30 points in the second half in route to the 90-74 victory. The 49ers were not able to contain the McGee sisters (Paula had 22 points, Pam added 11 rebounds) as USC advanced to the Final Four by defeating its WCAA arch-rival.

### FINAL FOUR

• In a rematch of the 1983 national championship game and one of the Trojans' early season losses, USC met Louisiana Tech in the semifinals of the Final Four. The Women of Troy struggled early in the contest with their own running attack, and were forced to play the slow and deliberate-style game of the Lady Techsters. The Trojans rallied with six minutes remaining as Cynthia Cooper entered the game and hit three straight shots and Yolanda Fletcher added two to put USC on top.

### FINALS

• Surprisingly, USC faced Tennessee in the championship game after the Lady Vols upset No. 3 Georgia and No. 4 Old Dominion to reach the finals. The Trojans were the heavy favorites over 15th-ranked Tennessee, having already defeated the Lady Vols twice earlier in the season.

• Despite the advantage, USC needed a come-from-behind effort to win the game. The Lady Vols entered halftime with a 28-26 lead and managed to hold onto a one-point lead with 7:36 left to play. Once again, head coach Linda Sharp inserted Cynthia Cooper back into the lineup. Cooper responded by penetrating Tennessee's zone defense.

• The Trojans sealed the championship with an 8-0 run. The partisan Los Angeles crowd was on its feet as the Women of Troy defeated the Lady Vols 72-61 to claim their second-straight NCAA National Championship – the first school to do so in women's basketball history.

### 1982-83 ALL-AMERICANS

Cheryl Miller (Kodak), Paula McGee (Kodak), Pam McGee (Kodak)

Cheryl Miller was honored as the Naismith Player of the Year and the NCAA Championship MVP.

Pam and Paula McGee were both named Wade Trophy candidates.

### 1983-84 Results (29-4, 13-1 WCAA)

Nov. 25	# Maryland	W, 85-68
Nov. 26	# Tennessee	W, 78-64
Nov. 28	at Northwestern	W, 67-65 (ot)
Nov. 30	at Missouri	W, 81-79
Dec. 5	San Francisco	W, 86-58
Dec. 8	Tennessee	W, 81-66
Dec. 15	Georgia	W, 82-74
Dec. 23	Ohio State	W, 102-73
Dec. 29	^ Penn State	W, 79-66
Dec. 30	^ Oregon	W, 91-57
Jan. 2	at Texas	L, 68-77
Jan. 3	at Louisiana Tech	L, 66-75
Jan. 6	at Old Dominion	L, 90-102
Jan. 8	at Rutgers	W, 95-80
Jan. 13	* at Arizona	W, 74-53
Jan. 14	* at Arizona State	W, 101-67
Jan. 19	* San Diego State	W, 101-84
Jan. 21	* Stanford	W, 82-56
Jan. 28	* at Stanford	W, 86-44
Feb. 4	* Long Beach State	W, 79-69
Feb. 8	* at UCLA	W, 78-60
Feb. 11	* Cal State Fullerton	W, 88-76
Feb. 18	* at San Diego State	W, 86-67
Feb. 25	* Arizona	W, 85-58
Feb. 26	* Arizona State	W, 82-61
Feb. 29	* Cal State Fullerton	W, 81-58
March 3	~ UCLA	W, 85-63
March 4	* at Long Beach State	L, 67-71
March 16	! BYU	W, 97-72
March 22	& Montana	W, 76-51
March 24	& Long Beach State	W, 90-74
March 30	= Louisiana Tech	W, 62-57
April 1	= Tennessee	W, 72-61

# Notre Dame Thanksgiving Classic - South Bend, Ind.

^ Winston Tire Classic - Los Angeles

\* WCAA game

~ Game played at Loyola Marymount.

! NCAA First Round - Los Angeles

& NCAA West Regional - Los Angeles

= NCAA Final Four - Westwood, Calif.



1984 NCAA Division I Basketball Champions – Front Row (l to r): Athletic Trainer Leah Putnam, LeeAnne Sera, Melissa Ward, Cheryl Miller, Amy Alkek, Pam McGee.

Also pictured in top row: Manager Mike Simmons, Paula McGee, Cynthia Cooper, Assistant Coach Kathy Ricks, Juliette Robinson, Tracy Longo, Donna Carter, Yolanda Fletcher, JaMaiia Bond, Rhonda Windham, Assistant Coach Jean Agee, Head Coach Linda Sharp.

NCAA CHAMPIONSHIPS

# USC WOMEN'S BASKETBALL

1983 NCAA CHAMPIONS • 1984 NCAA CHAMPIONS • 1994 PAC-10 CHAMPIONS • 2014 PAC-12 TOURNAMENT CHAMPIONS


## CHERYL MILLER

1984•1985•1986 Naismith Award Winner

Perhaps the finest female basketball player ever, Cheryl Miller finished her USC career owning virtually every school record, including career scoring (3,018 total points), scoring average (22.3 ppg), career rebounds (1,534), total field goals (1,159) and total free throws made (700). Miller also owns USC single-season records for points (814) and rebounds (474). During her career she broke USC's all-time scoring records three times after adding 40 points against Cal State Fullerton (1/19/85), 43 against Louisiana Tech (1/26/85) and 45 against Arizona (2/28/85). Miller is the fastest player in USC history to reach the 1,000-point and 500-rebound mark in her career. In Miller's four years, USC went an incredible 112-20, won two national championships and made three Final Four appearances. Twice she was named the NCAA Tournament MVP (1982-83, 1983-84). As an athlete, Miller personified the joy of basketball. She was known not only for her tremendous athletic talent, but for the dedication and emotion she embodied as well. A four-time All-American, Miller starred on the U.S. gold medal teams at the 1984 Olympics and 1983 and 1986 Goodwill Games, leading each squad in scoring. She also has a place in both the Naismith Memorial Basketball Hall of Fame and the Women's Basketball Hall of Fame.


Her accolades also include: 1984-85 ESPN Athlete of the Year; 1984 Black Achievement Award in Sports; three-time NCAA All-Tournament selection (1982-83, 1983-84, 1985-86, 1982-83); Kodak, ABA-USA, Naismith and Fast Break All-American; 1983-84 Kodak, ABA-USA, Street & Smith's, Naismith and NBA Today All-American; 1984-85 Kodak, ABA-USA, Naismith and Wade All-American; 1985-86 Kodak, ABA-USA, Naismith All-American; three-time All-WCAA First Team selection (1982-83, 1983-84, 1984-85); two-time WCAA Player of the Year (1983-84, 1984-85); 1985-86 Pac West Player of the Year and First Team selection.

On Nov. 10, 2006, USC officially retired Miller's #31 jersey, hanging it high in the Galen Center in a halftime ceremony of the USC women's home opener.



### MILLER'S CAREER STATISTICS

Year	GP-GS	FG-FGA	FG%	3P-3PA	3P%	FT-FTA	FT%	PTS	AVG	OR	DR	REB	AVG	PF-D	AST	TO	BLK	STL	MIN
1982-83	33-33	268-486	.551	---	---	137-186	.737	673	20.4	---	---	320	9.7	104-4	115	87	79	115	1081
1983-84	33-33	281-493	.570	---	---	164-218	.752	726	22.0	---	---	350	10.6	102-5	120	98	82	104	1043
1984-85	30-30	302-572	.528	---	---	201-289	.696	805	26.8	---	---	474	15.8	90-5	86	103	80	116	1053
1985-86	32-32	308-506	.609	---	---	198-263	.753	814	25.4	---	---	390	12.2	90-2	93	74	79	127	1029
Totals	128-128	1159-2057	.565	---	---	700-956	.735	3018	23.7	---	---	1534	12.1	386-16	414	362	320	462	4206



NAISMITH AWARD WINNER • CHERYL MILLER



# USC WOMEN'S BASKETBALL

1983 NCAA CHAMPIONS • 1984 NCAA CHAMPIONS • 1994 PAC-10 CHAMPIONS • 2014 PAC-12 TOURNAMENT CHAMPIONS


## LISA LESLIE

### 1994 Naismith Award Winner

A three-time All-American (1992-94), four-time All-Pac-10 team selection (the first player in Pac-10 history to be so honored) and the unanimous 1994 National Player of the Year, Lisa Leslie was everybody's All-American. With 2,414 career points and 1,214 career rebounds, Leslie is the conference's No. 4 all-time scorer and No. 7 rebounder (No. 3 on USC's all-time scoring chart and No. 4 in rebounding). She is also USC's all-time leading shot blocker (321), No. 3 in field goals (973) and scoring average (20.1 ppg), No. 4 in rebounding average (10.1 rpg), No. 5 in free throws (461) and No. 8 all-time in steals (228). As a freshman she led the country in scoring and rebounding, then became the first rookie in Pac-10 history to be named a first team selection as well as the NCAA Freshman of the Year. She added to her resume at the 1996 Olympics where she led the Team USA to the gold medal. Leslie would repeat that feat three more times in 2000, 2004 and 2008 in leading the United States to gold medals in Sydney, Athens and Beijing. A three-time WNBA MVP and two-time WNBA Champion, Leslie held the WNBA records in career points and rebounds during her career. She was named an All-WNBA first team (eight times) and second team (four times) selection in her 12 seasons with the Los Angeles Sparks. Also a two-time Defensive Player of the Year, Leslie was selected as a Western Conference All-Star eight times with three All-Star game MVP awards. In 2015, Leslie was inducted into the Naismith Memorial Basketball Hall of Fame and the Women's Basketball Hall of Fame.



Her accolades as a Trojan also include: 1992-93 Naismith Award Finalist; 1991-92 Naismith Award Semifinalist; 1990-91 NCAA Freshman of the Year; 1991-92 NEAC, USBWA and Basketball Times All-American; 1992-93 Basketball Times and Scripps-Howard All-American; 1993-94 Kodak, USBWA, Women's Basketball Association and Basketball America All-American; 1990-91 Pac-10 Freshman of the Year; 1990-91 Pac-10 All-Freshman team; four-time All-Pac-10 First Team selection (1990-91, 1991-92, 1992-93, 1993-94); three-time Pac-10 Player of the Week.

On Nov. 10, 2006, USC officially retired Leslie's #33 jersey, hanging it high in the Galen Center in a halftime ceremony of the USC women's home opener.



#### LESLIE'S CAREER STATISTICS

Year	GP-GS	FG-FGA	FG%	3P-3PA	3P%	FT-FTA	FT%	PTS	AVG	OR	DR	REB	AVG	PF-D	AST	TO	BLK	STL	MIN
1990-91	30-30	241-504	.478	2-8	.250	98-145	.676	582	19.4	109	190	299	10.0	118-9	20	109	78	43	799
1991-92	31-30	262-476	.550	2-8	.250	106-152	.697	632	20.4	94	167	261	8.4	115-8	46	103	54	56	970
1992-93	29-27	211-378	.558	2-8	.250	119-162	.735	543	18.7	94	191	285	9.8	107-9	59	107	95	60	920
1993-94	30-30	259-464	.558	1-13	.080	138-201	.687	657	21.9	142	227	369	12.3	94-4	83	83	94	69	944
Totals	120-117	973-1822	.534	7-37	.189	461-660	.698	2414	20.1	439	775	1214	10.1	434-30	208	402	321	228	3633



NAISMITH AWARD WINNER • LISA LESLIE


# USC WOMEN'S BASKETBALL

1983 NCAA CHAMPIONS • 1984 NCAA CHAMPIONS • 1994 PAC-10 CHAMPIONS • 2014 PAC-12 TOURNAMENT CHAMPIONS


## ALL-AMERICANS

1981-82	Paula McGee	.....	WBCA
	Cynthia Cooper	.....	WBCA#
1982-83	Paula McGee	.....	Kodak, ABA-USA
	Cheryl Miller	.....	Kodak
		.....	ABA-USA
		.....	Naismith
		.....	Fast Break
1983-84	Pam McGee	.....	Kodak
		.....	ABA-USA
	Cheryl Miller	.....	Kodak
		.....	ABA-USA
		.....	Street & Smith's
		.....	Naismith
		.....	NBA Today
1984-85	Cheryl Miller	.....	Kodak
		.....	ABA-USA
		.....	Naismith
		.....	Wade
1985-86	Cheryl Miller	.....	Kodak
		.....	ABA-USA
		.....	Naismith
1991-92	Lisa Leslie	.....	NEAC
		.....	USBWA
		.....	Basketball Times+
1992-93	Lisa Leslie	.....	USBWA
		.....	Basketball Times
		.....	Scripps-Howard*
1993-94	Lisa Leslie	.....	Kodak
		.....	USBWA
		.....	Women's Basketball Association
		.....	Basketball America
		.....	Kodak District VIII
1994-95	Tina Thompson	.....	Associated Press+
		.....	Kodak District VIII
1995-96	Tina Thompson	.....	Associated Press+
		.....	Kodak+
		.....	Kodak District VIII
1996-97	Tina Thompson	.....	USBWA
		.....	Basketball Weekly
		.....	Associated Press*
		.....	Kodak+
		.....	Kodak District VIII
2000-01	Ebony Hoffman	.....	WBB Journal*#
2002-03	Ebony Hoffman	.....	WBCA+^
2003-04	Ebony Hoffman	.....	WBCA+^
2005-06	Eshaya Murphy	.....	Kodak/WBCA+^
2006-07	Eshaya Murphy	.....	Kodak/WBCA+^
2010-11	Briana Gilbreath	.....	Associated Press+
2013-14	Cassie Harberts	.....	WBCA+^
2015-16	Temi Fagbenle	.....	WBCA+^

\*second team  
+honorable mention    ^All-Region  
# Freshman All-American



PAM MCGEE (1981-84)



PAULA MCGEE (1981-84)

## NCAA FINAL FOUR ALL-TOURNAMENT

1982-83	.....	Paula McGee
	.....	Cheryl Miller
1983-84	.....	Pam McGee
	.....	Paula McGee
	.....	Cheryl Miller
1985-86	.....	Cynthia Cooper
	.....	Cheryl Miller

## ALL-CONFERENCE

### 1978-79 (WCAA)

First Team: ..... Kathy Hammond, F  
Second Team: ..... Anna Maria Lopez, C  
Honorable Mention: ..... Kelly Hill, G  
..... Terri Huff, F  
Coach of the Year: ..... Linda Sharp

### 1979-80 (WCAA)

First Team: ..... Terri Huff, F  
Second Team: ..... Kathy Hammond, F  
..... Kathy Doyle, G  
Honorable Mention: ..... Anna Maria Lopez, C

### 1980-81 (WCAA)

First Team: ..... Paula McGee, F  
Second Team: ..... Pam McGee, C  
Honorable Mention: ..... Kathy Hammond, F  
..... Kathy Doyle, G

### 1981-82 (WCAA)

First Team: ..... Pam McGee, F/C  
..... Paula McGee, F  
Second Team: ..... Cynthia Cooper, G  
Honorable Mention: ..... Kathy Doyle, G

### 1982-83 (WCAA)

First Team: ..... Paula McGee, F  
..... Pam McGee, C  
..... Cheryl Miller, F  
Coach of the Year: ..... Linda Sharp

### 1983-84 (WCAA)

Player of the Year: ..... Cheryl Miller, F  
First Team: ..... Pam McGee, C  
..... Paula McGee, F  
..... Cheryl Miller, F

### 1984-85 (WCAA)

Player of the Year: ..... Cheryl Miller, F  
First Team: ..... Cheryl Miller, F  
Honorable Mention: ..... Holly Ford, F

### 1985-86 (Pac West)

Player of the Year: ..... Cheryl Miller, F  
First Team: ..... Cynthia Cooper, G  
..... Cheryl Miller, F  
Second Team: ..... Rhonda Windham, G

### 1986-87 (Pac-10)

First Team: ..... Rhonda Windham, G  
..... Cherie Nelson, F  
Second Team: ..... Monica Lamb, C  
Newcomer of the Year: ..... Monica Lamb, C

### 1987-88 (Pac-10)

Player of the Year: ..... Cherie Nelson, C  
First Team: ..... Karon Howell, F/G  
Coach of the Year: ..... Linda Sharp

### 1988-89 (Pac-10)

First Team: ..... Cherie Nelson, C  
All-Freshman Team: ..... Tammy Story, G  
1989-90 (Pac-10)

All-Freshman Team: ..... Joni Easterly, G/F

ALL-TIME HONORS & AWARDS



# USC WOMEN'S BASKETBALL

1983 NCAA CHAMPIONS • 1984 NCAA CHAMPIONS • 1994 PAC-10 CHAMPIONS • 2014 PAC-12 TOURNAMENT CHAMPIONS

## 1990-91 (Pac-10)

First Team: ..... Tammy Story, G  
..... Lisa Leslie, F/C

Freshman of the Year: ..... Lisa Leslie, F/C

All-Freshman Team: ..... Lisa Leslie, F/C

## 1991-92 (Pac-10)

First Team: ..... Tammy Story, G  
..... Lisa Leslie, F/C

## 1992-93 (Pac-10)

First Team: ..... Lisa Leslie, F/C  
..... Joni Easterly, G/F

Coach of the Year: ..... Marianne Stanley

## 1993-94 (Pac-10)

First Team: ..... Lisa Leslie, F/C  
..... Nicky McCrimmon, G

Freshman of the Year: ..... Tina Thompson F/C

## 1994-95 (Pac-10)

First Team: ..... Tina Thompson, F/C  
Honorable Mention: ..... Karleen Shields, G

## 1995-96 (Pac-10)

First Team: ..... Tina Thompson, F/C  
Honorable Mention: ..... Erica Mashia, G

All-Freshman: ..... Erica Mashia, G

## 1996-97 (Pac-10)

First Team: ..... Tina Thompson, F/C  
Honorable Mention: ..... Kristin Clark, G

..... Michelle Campbell, C

All-Freshman HM: ..... Tiffany Washington, F

## 1997-98 (Pac-10)

First Team: ..... Kristin Clark, G  
Honorable Mention: ..... Adrain Williams, C

## 1998-99 (Pac-10)

First Team: ..... Adrain Williams, C  
All-Freshman HM: ..... Tiffany Elmore, G

## 1999-00 (Pac-10)

Honorable Mention: ..... Tashara Carter, F  
..... Tiffany Elmore, G

## 2000-01 (Pac-10)

Honorable Mention: ..... Ebony Hoffman, F/C  
All-Freshman: ..... Ebony Hoffman, F/C

All-Freshman HM: ..... Aisha Hollans, G

## 2001-02 (Pac-10)

First Team: ..... Ebony Hoffman, F/C  
..... Aisha Hollans, G

All-Freshman: ..... Rachel Woodward, F

## 2002-03 (Pac-10)

First Team: ..... Ebony Hoffman, F/C  
Honorable Mention: ..... Rometra Craig, G

All-Freshman HM: ..... Meghan Gnekow, G

## 2003-04 (Pac-10)

First Team: ..... Ebony Hoffman, F/C  
All-Freshman HM: ..... Jamie Funn, F

..... Jamie Hagiya, PG  
..... Eshaya Murphy, F

## 2004-05 (Pac-10)

Honorable Mention: ..... Brynn Cameron, G  
..... Meghan Gnekow, G

All-Freshman: ..... Brynn Cameron, G

All-Freshman HM: ..... Camille LeNoir, G

## 2005-06 (Pac-10)

First Team: ..... Eshaya Murphy, G  
Honorable Mention: ..... Meghan Gnekow, G

..... Camille LeNoir, G

## 2006-07 (Pac-10)

First Team: ..... Eshaya Murphy, G  
All-Freshman HM: ..... Morghan Medlock, G

## 2007-08 (Pac-10)

Second Team: ..... Nadia Parker, C  
Third Team: ..... Camille LeNoir, G

Honorable Mention: ..... Heather Oliver, G

All-Freshman HM: ..... Kari LaPlante, C

Defensive Team\*: ..... Simone Jelks, G

Defensive HM: ..... Allison Jaskowiak, G/F  
..... Heather Oliver, G

## 2008-09 (Pac-10)

Second Team: ..... Camille LeNoir, G  
Third Team: ..... Briana Gilbreath, G

Honorable Mention: ..... Nadia Parker, C

Freshman of the Year: ..... Briana Gilbreath, G

All-Freshman Team: ..... Briana Gilbreath, G

All-Freshman HM: ..... Ashley Corral, G

Defensive HM: ..... Briana Gilbreath, G

..... Heather Oliver, G

## 2009-10 (Pac-10)

All-Pac-10 Team: ..... Ashley Corral, G  
..... Briana Gilbreath, G

All-Freshman HM: ..... Christina Marinacci, F

Co-Defensive Player of the Year: ..... Briana Gilbreath, G

Defensive Team: ..... Briana Gilbreath, G

Defensive HM: ..... Kari LaPlante, C

## 2010-11 (Pac-10)

All-Pac-10 Team: ..... Ashley Corral, G  
..... Briana Gilbreath, G

All-Pac-10 HM: ..... Jacki Gemelos, G

All-Freshman Team: ..... Cassie Harberts, F

Defensive Team: ..... Briana Gilbreath, G

## 2011-12 (Pac-12)

All-Pac-12 Team: ..... Ashley Corral, G  
..... Briana Gilbreath, G

All-Pac-12 HM: ..... Cassie Harberts, F

All-Freshman HM: ..... Ariya Crook, G

Defensive Team: ..... Briana Gilbreath, G

Defensive Team HM: ..... Christina Marinacci, F

## 2012-13 (Pac-12)

All-Pac-12 Team: ..... Cassie Harberts, F

All-Pac-12 HM: ..... Ariya Crook, G

All-Freshman HM: ..... Brianna Barrett, G

Defensive Team HM: ..... Brianna Barrett, G

## 2013-14 (Pac-12)

All-Pac-12 Team: ..... Cassie Harberts, F

All-Pac-12 HM: ..... Ariya Crook, G

All-Freshman HM: ..... Courtney Jaco, G

Defensive Team HM: ..... Brianna Barrett, F

## 2014-15 (Pac-12)

All-Pac-12 Team: ..... Alexyz Vaoletama, F

All-Freshman Team: ..... McKenzie Calvert, G

Defensive Team HM: ..... Kaneisha Horn, F

## 2015-16 (Pac-12)

All-Pac-12 Team: ..... Temi Fagbenle, F

All-Pac-12 HM: ..... Courtney Jaco, G

Defensive Team HM: ..... Temi Fagbenle, F

## 2016-17 (Pac-12)

All-Pac-12 Team: ..... Kristen Simon, F

All-Pac-12 HM: ..... Courtney Jaco, G

All-Freshman Team: ..... Minyon Moore, G

Defensive Team HM: ..... Courtney Jaco, G


## 2017-18 (Pac-12)

All-Pac-12 Team: ..... Kristen Simon, F

All-Pac-12 HM: ..... Aliyah Mazyck, G

All-Defensive Team: ..... Aliyah Mazyck, G

..... Minyon Moore, G



JODY ANTON (1993-96)



CASSIE HARBERTS (2011-14)

ALL-TIME HONORS & AWARDS

# USC WOMEN'S BASKETBALL

1983 NCAA CHAMPIONS • 1984 NCAA CHAMPIONS • 1994 PAC-10 CHAMPIONS • 2014 PAC-12 TOURNAMENT CHAMPIONS

## 2018-19 (Pac-12)

All-Pac-12 HM:..... Aliyah Mazyck, G  
 ..... Mariya Moore, G  
 ..... Minyon Moore, G  
 All-Defensive Team: ..... Aliyah Mazyck, G  
 ..... Minyon Moore, G

## 2019-20 (Pac-12)

All-Pac-12 Team:..... Alissa Pili, F  
 Pac-12 Freshman of the Year:..... Alissa Pili, F  
 All-Defensive HM:..... Kayla Overbeck, F  
 All-Freshman Team:..... Alissa Pili, F  
 All-Freshman HM:..... Endyia Rogers, G

## 2020-21 (Pac-12)

All-Pac-12 Team:..... Endyia Rogers, G  
 All-Pac-12 HM:..... Alissa Pili, F  
 All-Freshman HM:..... Amaya Oliver, F  
 Preseason All-Pac-12 Team..... Alissa Pili, F  
 Preseason All-Pac-12 HM..... Endyia Rogers, G

## 2021-22 (Pac-12)

Co-Most Improved Player... Jordyn Jenkins, G  
 All-Pac-12 Team:..... Jordyn Jenkins, G  
 All-Pac-12 HM:..... Jordan Sanders, F  
 All-Defensive HM:..... **Rayah Marshall**, F  
 ..... Jordan Sanders, F  
 All-Freshman Team:..... **Rayah Marshall**, F  
 Preseason All-Pac-12 Team..... Alissa Pili, F

## 2022-23 (Pac-12)

All-Pac-12 Team:..... Destiny Littleton, G  
 ..... **Rayah Marshall**, F  
 ..... Kadi Sissoko, F  
 All-Defensive Team:..... **Rayah Marshall**, F  
 All-Defensive HM:..... Okako Adika, F  
 ..... **Kayla Williams**, G  
 Preseason All-Pac-12 HM:.. **Rayah Marshall**, F  
 \* - 2007-08 marked first year Pac-10 began awarding Defensive Team honors.

## CONFERENCE COACHES OF THE YEAR

1978-79 (WCAA)..... Linda Sharp  
 1982-83 (WCAA)..... Linda Sharp  
 1987-88 (Pac-10)..... Linda Sharp  
 1992-93 (Pac-10)..... Marianne Stanley

## CONFERENCE PLAYERS OF THE YEAR

1983-84 (WCAA)..... Cheryl Miller  
 1984-85 (WCAA)..... Cheryl Miller  
 1985-86 (PacWest)..... Cheryl Miller  
 1987-88 (Pac-10)..... Cherie Nelson

## CONFERENCE FRESHMEN/NEWCOMERS OF THE YEAR

1986-87 (Pac-10)..... Monica Lamb  
 1990-91 (Pac-10)..... Lisa Leslie  
 1993-94 (Pac-10)..... Tina Thompson  
 2008-09 (Pac-10)..... Briana Gilbreath  
 2019-20 (Pac-12)..... Alissa Pili

## CONFERENCE DEFENSIVE PLAYERS OF THE YEAR

2009-10 (Pac-10)..... Briana Gilbreath (Co-)

## CONFERENCE MOST IMPROVED PLAYERS OF THE YEAR

2021-22 (Pac-12)..... Jordyn Jenkins (Co-)

## CONFERENCE ALL-TOURNAMENT TEAM

(established in 2002)

2005 ..... Shay Murphy  
 2009..... Camille LeNoir  
 2010 ..... Ashley Corral  
 2011..... Cassie Harberts  
 2014 ..... Ariya Crook (Most Outstanding)  
 ..... Cassie Harberts

## — WEEKLY AWARDS —

### PAC-12 PLAYERS OF THE WEEK

Monica Lamb ..... Mar. 9, 1987  
 Cherie Nelson..... Jan. 4, 1988  
 Cherie Nelson..... Jan. 25, 1988  
 Cherie Nelson..... Feb. 22, 1988  
 Cherie Nelson..... Feb. 29, 1988  
 Cherie Nelson..... Mar. 7, 1988  
 Cherie Nelson..... Dec. 5, 1988  
 Karon Howell ..... Jan. 3, 1989  
 Cherie Nelson..... Mar. 6, 1989  
 Cherie Nelson..... Mar. 13, 1989  
 Lisa Leslie ..... Nov. 26, 1990  
 Lisa Leslie ..... Jan. 14, 1991  
 Lisa Leslie ..... Mar. 4, 1991  
 Lisa Leslie ..... Dec. 30, 1991  
 Lisa Leslie ..... Jan. 27, 1992  
 Tammy Story ..... Mar. 9, 1992  
 Joni Easterly ..... Jan. 18, 1993  
 Lisa Leslie ..... Feb. 8, 1993  
 Lisa Leslie ..... Jan. 17, 1994  
 Lisa Leslie ..... Jan. 31, 1994  
 Tina Thompson..... Jan. 3, 1995  
 Tina Thompson..... Jan. 29, 1996  
 Tina Thompson..... Dec. 9, 1996  
 Tina Thompson..... Dec. 23, 1996  
 Tina Thompson..... Jan. 20, 1997  
 Tiffany Elmore..... Feb. 21, 2000  
 Ebony Hoffman..... Jan. 29, 2001  
 Aisha Hollans..... Jan. 7, 2002  
 Rometra Craig..... Jan. 27, 2003  
 Eshaya Murphy..... Jan. 17, 2005  
 Eshaya Murphy..... Jan. 23, 2006  
 Camille LeNoir..... Jan. 30, 2006  
 Chloé Kerr..... Nov. 27, 2006  
 Nadia Parker..... Nov. 26, 2007  
 Brynn Cameron..... Jan. 5, 2009  
 Camille LeNoir..... Feb. 9, 2009  
 Ashley Corral..... March 8, 2010  
 Briana Gilbreath ..... Nov. 15, 2010  
 Briana Gilbreath ..... Dec. 6, 2010  
 Ashley Corral..... Dec. 20, 2010  
 Christina Marinacci..... March 5, 2012  
 Cassie Harberts ..... Jan. 7, 2013  
 Cassie Harberts ..... Jan. 20, 2014  
 Temi Fagbenle..... Jan. 11, 2016  
 Kristen Simon..... Dec. 4, 2016  
 Jordan Sanders..... Dec. 28, 2020  
 Endyia Rogers ..... Feb. 1, 2021  
 Alissa Pili ..... Feb. 8, 2021  
 Jordyn Jenkins ..... Feb. 14, 2022  
 Rayah Marshall ..... Jan. 2, 2023  
 Destiny Littleton..... Jan. 16, 2022

### PAC-12 FRESHMEN OF THE WEEK

McKenzie Calvert..... Jan. 5, 2015  
 Minyon Moore..... Dec. 4, 2016  
 Minyon Moore..... Feb. 20, 2017  
 Shalexxus Aaron ..... Feb. 4, 2019  
 Alissa Pili ..... Jan. 20, 2019



TAMMY STORY (1989-92)

Endyia Rogers ..... Jan. 27, 2019  
 Alissa Pili ..... Feb. 3, 2019  
 Alissa Pili ..... Feb. 17, 2019  
 Alissa Pili ..... March 2, 2019  
**Rayah Marshall** ..... Jan. 10, 2022  
**Rayah Marshall** ..... Feb. 21, 2022

## NCAA MARCH MADNESS STARTING LINEUP

Destiny Littleton..... Jan. 17, 2023

## ESPN COACH OF THE WEEK

Lindsay Gottlieb..... Jan. 17, 2023

## — ACADEMIC AWARDS —

### CSC ACADEMIC ALL-DISTRICT TEAM

Destiny Littleton.....2023  
 Alyson Miura .....2023

### WBCA ACADEMIC SPECIAL MENTION

USC .....2023

### PAC-12 ACADEMIC HONOR ROLL (established 2019-20)

Alyson Miura ..... 2021, 2022, 2023  
 India Otto ..... 2021, 2022, 2023  
 Jordan Sanders.....2022  
 Clarice Akunwafo.....2023

### PAC-12 ACADEMIC FIRST TEAM (1987-2021)

Holly Ford ..... 1988  
 Tammy Story ..... 1990, 1991, 1992  
 Allison Jaskowiak.....2008  
 Daniela Roark ..... 2010  
 Jacki Gemelos ..... 2011

### PAC-12 ACADEMIC SECOND TEAM (1987-2021)

Holly Ford ..... 1978

ALL-TIME HONORS & AWARDS



# USC WOMEN'S BASKETBALL

1983 NCAA CHAMPIONS • 1984 NCAA CHAMPIONS • 1994 PAC-10 CHAMPIONS • 2014 PAC-12 TOURNAMENT CHAMPIONS

Rhonda Windham.....1978  
Carmen Kraus.....2002  
Allison Jaskowiak.....2006, 2007  
Jamie Hagiya.....2007  
Simone Jelks.....2008  
Briana Gilbreath.....2011

## PAC-12 ACADEMIC HON. MEN. (1987-2021)

Paula Pyers.....1987  
Kalen Wright.....1987  
Jody Anton.....1996  
Denise Woods.....2000  
Danielle Golay.....2000  
Carmen Kraus.....2001  
Jamie Hagiya.....2005, 2006  
Chloé Kerr.....2005, 2006, 2007  
Simone Jelks.....2006, 2007  
Kari LaPlante.....2009, 2010, 2011  
Camille LeNoir.....2009  
Briana Gilbreath.....2010, 2012  
Jacki Gemelos.....2012  
Cassie Harberts.....2012, 2013, 2014  
Christina Marinacci.....2013  
Kate Oliver.....2013, 2014  
Jordan Adams.....2014, 2015, 2018  
Destine Gibbs.....2014  
Drew Edelman.....2015  
Kaneisha Horn.....2015  
Courtney Jaco.....2015, 2016, 2017  
Sadie Edwards.....2016, 2017, 2018  
Candela Abejón.....2018  
Minyon Moroe.....2018, 2019

## HONDA-BRODERICK CUP

Cheryl Miller, 1984

## BASKETBALL HONDA AWARD

Cheryl Miller, 1984  
Cheryl Miller, 1985  
Lisa Leslie, 1994

## NAISMITH TROPHY WINNERS

Cheryl Miller, 1984  
Cheryl Miller, 1985  
Cheryl Miller, 1986  
Lisa Leslie, 1994

## NAISMITH TROPHY WATCH LIST

Ebony Hoffman, 2002-03  
Shay Murphy, 2006-07  
Jacki Gemelos, 2011-12  
Briana Gilbreath, 2011-12  
Cassie Harberts, 2013-14  
Mariya Moore, 2018-19  
Alissa Pili, 2020-21

## WOODEN AWARD WATCH LIST

Ebony Hoffman, 2003-04  
Shay Murphy, 2006-07  
Cassie Harberts, 2013-14

## WOMEN'S BASKETBALL HALL OF FAME

Cheryl Miller, Player & Head Coach – Inducted  
1999  
Linda Sharp, Head Coach – Inducted 2000  
Marianne Stanley, Head Coach – Inducted 2002  
Cynthia Cooper, Player – Inducted 2009  
Lisa Leslie, Player – Inducted 2015  
Tina Thompson - Inducted 2018

## NAISMITH MEMORIAL BASKETBALL HALL OF FAME

Cheryl Miller, Player – Inducted 1995  
Cynthia Cooper, Player – Inducted 2010  
Lisa Leslie, Player – Inducted 2015  
Tina Thompson, Player – Inducted 2018  
Marianne Stanley, Coach – Inducted 2022

## FIBA HALL OF FAME

Cheryl Miller, Player – Inducted 2010  
Lisa Leslie, Player – Inducted 2022

## WNBA AWARDS

Cynthia Cooper  
1998 WNBA MVP  
All-WNBA First Team: 1997, 1998, 1999, 2000  
  
Lisa Leslie  
WNBA MVP: 2001, 2004, 2006  
WNBA Defensive Player of the Year: 2004, 2008  
All-WNBA First Team: 1997, 2000, 2001, 2002,  
2003, 2004, 2006, 2008  
All-WNBA Second Team: 1998, 1999, 2005,  
2009

Ebony Hoffman  
2008 WNBA Most Improved Player

Tina Thompson  
All-WNBA First Team: 1997, 1998, 2004  
All-WNBA Second Team: 1999, 2000, 2001,  
2002, 2007

## WNBA CHAMPIONS

Cynthia Cooper – Player  
1997 (Houston Comets)  
1998 (Houston Comets)  
1999 (Houston Comets)  
2000 (Houston Comets)

Michael Cooper – Head Coach  
2001 (Los Angeles Sparks)  
2002 (Los Angeles Sparks)

Temi Fagbenle – Player  
2017 (Minnesota Lynx)

Monica Lamb – Player  
1998 (Houston Comets)  
1999 (Houston Comets)  
2000 (Houston Comets)

Lisa Leslie – Player  
2001 (Los Angeles Sparks)  
2002 (Los Angeles Sparks)

Nicky McCrimmon – Player  
2001 (Los Angeles Sparks)  
2002 (Los Angeles Sparks)

Shay Murphy – Player  
2014 (Phoenix Mercury)

Tina Thompson – Player  
1997 (Houston Comets)  
1998 (Houston Comets)  
1999 (Houston Comets)  
2000 (Houston Comets)

## OLYMPIANS

### 1984 • Los Angeles

Cheryl Miller – USA (Gold)  
Pam McGee – USA (Gold)

### 1988 • Seoul, Korea

Cynthia Cooper – USA (Gold)

### 1992 • Barcelona, Spain

Cynthia Cooper – USA (Bronze)

### 1996 • Atlanta

Lisa Leslie – USA (Gold)

### 2000 • Sydney, Australia

Lisa Leslie – USA (Gold)  
Tina Thompson (alternate) – USA (Gold)

### 2004 • Athens, Greece

Lisa Leslie – USA (Gold)  
Tina Thompson – USA (Gold)

### 2008 • Beijing, China

Lisa Leslie – USA (Gold)  
Tina Thompson – USA (Gold)

### 2012 • London

Temi Fagbenle – Great Britain

## WORLD UNIVERSITY GAMES

### 1983 • Edmonton, Canada

Monica Lamb – USA (Gold)

### 1987 • Zagreb, Yugoslavia

Karon Howell – USA (5th)

Monica Lamb – USA (5th)

Rhonda Windham – USA (5th)

### 1991 • Sheffield, England

Lisa Leslie – USA (Gold)

### 1995 • Fukuoka, Japan

Tina Thompson – USA (Silver)

### 2011 • Shenzhen, China

Jacki Gemelos – USA (Gold)


### 2013 • Kazan, Russia

Cassie Harberts – USA (Gold)

NATIONAL & INTERNATIONAL RECOGNITION

# USC WOMEN'S BASKETBALL

1983 NCAA CHAMPIONS • 1984 NCAA CHAMPIONS • 1994 PAC-10 CHAMPIONS • 2014 PAC-12 TOURNAMENT CHAMPIONS



**JONI EASTERLY (1990-93)**

## POINTS

1. Cheryl Miller, 1983-86 .....3,018
2. Cherie Nelson, 1986-89 .....2,474
3. Lisa Leslie, 1991-94 .....2,414
4. Paula McGee, 1981-84 .....2,346
5. Tina Thompson, 1994-97 .....2,248
6. Pam McGee, 1981-84 .....2,214
7. Cassie Harberts, 2011-14 .....1,832
8. Kathy Hammond, 1978-81 .....1,797
9. Ebony Hoffman, 2001-04 .....1,687
10. Briana Gilbreath, 2009-12 .....1,608
11. Cynthia Cooper, 1982-84; 86 .....1,559
12. Ashley Corral, 2009-12 .....1,542
13. Eshaya Murphy, 2004-07 .....1,492
14. Joni Easterly, 1990-93 .....1,469
15. Kristen Simon, 2015-18 .....1,437

## SCORING AVERAGE

1. Cheryl Miller, 1983-86 .....23.6
2. Cherie Nelson, 1986-89 .....20.3
3. Lisa Leslie, 1991-94 .....20.1
4. Tina Thompson, 1994-97 .....19.7
5. Pam McGee, 1981-84 .....18.9
6. Paula McGee, 1981-84 .....17.5
7. Monica Lamb, 1987 .....17.0
8. Ebony Hoffman, 2001-04  
Kathy Hammond, 1978-81
10. Aisha Hollans, 2001-03 .....14.3
11. Endyia Rogers, 2020-21 .....13.8  
Cassie Harberts, 2011-14
13. Minyon Moore, 2017-19 .....13.2
14. Cynthia Cooper, 1982-84; 86 .....12.9

## FIELD GOALS MADE

1. Cheryl Miller, 1983-86 .....1,159
2. Paula McGee, 1981-84 .....993
3. Lisa Leslie, 1991-94 .....973
4. Pam McGee, 1981-84 .....935
5. Cherie Nelson, 1986-89 .....933
6. Tina Thompson, 1994-97 .....807
7. Kathy Hammond, 1978-81 .....724
8. Cynthia Cooper, 1982-84; 86 .....658
9. Cassie Harberts, 2011-14 .....631
10. Ebony Hoffman, 2001-04 .....613
11. Briana Gilbreath, 2009-12 .....576

## FIELD GOAL PERCENTAGE (min. 200 attempts)

1. Monica Lamb, 1987 .....58.8%
2. Pam McGee, 1981-84 .....58.1%
3. Cheryl Miller, 1983-86 .....56.3%
4. Lisa Leslie, 1991-94 .....53.4%
5. Paula McGee, 1981-84 .....52.4%
6. Michelle Campbell, 1994-97 .....51.6%
7. Nadia Parker, 2006-09 .....51.3%
8. Rashida Jeffery, 1994-97 .....51.0%
9. Tina Thompson, 1994-97 .....50.6%
10. Cherie Nelson, 1986-89 .....50.0%

## 3-POINT FIELD GOALS MADE (since 1987-88)

1. Ashley Corral, 2009-12 .....292
2. Courtney Jaco, 2014-17 .....213
3. Brynn Cameron, 2004-06; 07-09 .....183
4. Eshaya Murphy, 2004-07 .....181
5. Aliyah Mazyck, 2016-19 .....177
6. Camille LeNoir, 2004-06; 07-09 .....154
7. Ariya Crook, 2012-14 .....138
8. Jamie Hagiya, 2004-07 .....132
9. Heather Oliver, 2007-10 .....118
10. Tammy Story, 1989-92 .....110
- Kristin Clark, 1996-98
12. Alyson Miura, 2020-23 .....106
12. Jody Anton, 1993-96 .....103
13. Meghan Gnekow, 2003-2006 .....100

## 3-POINT FIELD GOAL PERCENTAGE

(since 1987-88; min. 40 attempts;  
at least two seasons of competition)

1. Courtney Jaco, 2014-17 .....38.5%
2. Jacki Gemelos, 2009-12 .....38.4%
3. Heather Oliver, 2007-10 .....38.1%
4. Erica Mashia, 1996; 2000 .....38.0%
5. Alyson Miura, 2020-23 .....37.7%
6. Ebony Hoffman, 2001-04 .....35.8%
7. Ashley Corral, 2009-12 .....35.6%
8. Linda Kennedy, 1989-91 .....34.9%
- Brynn Cameron, 2004-06; 07-09
10. Jamie Hagiya, 2004-07 .....33.8%

## REBOUNDS

1. Cheryl Miller, 1983-86 .....1,534
2. Pam McGee, 1981-84 .....1,255
3. Cherie Nelson, 1986-89 .....1,232
4. Lisa Leslie, 1991-94 .....1,214
5. Tina Thompson, 1994-97 .....1,168
6. Paula McGee, 1981-84 .....1,155
7. Ebony Hoffman, 2001-04 .....1,003
8. Cassie Harberts, 2011-14 .....925
9. Kristen Simon, 2015-18 .....917
10. Briana Gilbreath, 2009-12 .....813
11. Christina Marinacci, 2010-13 .....738
12. Alexyz Vaiotama, 2012-15 .....734
13. Eshaya Murphy, 2004-07 .....722
14. Kathy Hammond, 1978-81 .....708
15. Adrain Williams, 1996-99 .....694

## REBOUND AVERAGE

1. Cheryl Miller, 1983-86 .....12.0
2. Cherie Nelson, 1986-89 .....10.7
3. Tina Thompson, 1994-97 .....10.2
4. Lisa Leslie, 1991-94 .....10.1
5. Pam McGee, 1981-84 .....9.8
- 6. Rayah Marshall, 2022-present .....9.6**
7. Paula McGee, 1986-89 .....9.1
8. Ebony Hoffman, 2001-04 .....8.7
9. Anna Maria Lopez, 1978-80 .....8.4
10. Kristen Simon, 2015-18 .....7.9
11. Eshaya Murphy, 2004-07 .....7.1
12. Cassie Harberts, 2011-14 .....7.0
13. Adrain Williams, 1996-99 .....6.5
14. Briana Gilbreath, 2009-12 .....6.4

## FREE THROWS MADE

1. Cheryl Miller, 1983-86 .....700
2. Cherie Nelson, 1986-89 .....608
3. Cassie Harberts, 2011-14 .....560
4. Tina Thompson, 1994-97 .....552
5. Lisa Leslie, 1991-94 .....461
6. Minyon Moore, 2017-19 .....404
7. Ebony Hoffman, 2001-04 .....399
8. Briana Gilbreath, 2009-12 .....388
9. Pam McGee, 1981-84 .....365
10. Kathy Hammond, 1978-81 .....349
11. Paula McGee, 1981-84 .....338

INDIVIDUAL CAREER RECORDS

# USC WOMEN'S BASKETBALL

1983 NCAA CHAMPIONS • 1984 NCAA CHAMPIONS • 1994 PAC-10 CHAMPIONS • 2014 PAC-12 TOURNAMENT CHAMPIONS

## FREE THROW PERCENTAGE (min. 100 attempts)

1.	Endyia Rogers, 2020-21	83.1%
2.	Ashley Corral, 2009-12	82.3%
	Jacki Gemelos, 2010-12	82.3%
4.	Desiree Caldwell, 2019-22	81.4%
4.	Kathy Hammond, 1978-81	81.1%
5.	Alissa Pili, 2020-present	79.9%
6.	Eshaya Murphy, 2004-07	78.8%
7.	Heather Oliver, 2007-10	78.5%
8.	Ariya Crook, 2012-2014	77.7%
9.	Erica Mashia, 1996; 2000	77.6%
10.	Joni Easterly, 1990-93	77.2%
11.	Minyon Moore, 2017-19	77.0%
12.	Carmen Krause, 1999-02	76.1%
13.	Terri Huff, 1979-81	75.9%
14.	Paula Pyers, 1985-88	75.7%
15.	Camille LeNoir, 2004-06; 07-09	75.3%

## ASSISTS

1.	Rhonda Windham, 1983; 85-87	735
2.	Thera Smith, 1979-82	473
3.	Camille LeNoir, 2004-06; 07-09	466
	Ashley Corral, 2009-12	466
5.	Minyon Moore, 2017-19	450
6.	Tammy Story, 1989-92	422
7.	Jamie Hagiya, 2004-07	417
8.	Cheryl Miller, 1983-86	414
9.	Brianna Barrett, 2013-2016	395
10.	Cynthia Cooper, 1982-84; 86	381
11.	Erica Jackson, 1994-97	365
12.	Kathy Doyle, 1980-83	339
13.	Briana Gilbreath, 2009-12	337

## STEALS

1.	Cheryl Miller, 1983-86	462
2.	Tammy Story, 1989-92	309
3.	Cynthia Cooper, 1982-84; 86	256
4.	Ebony Hoffman, 2001-04	249
5.	Paula McGee, 1981-84	248
6.	Briana Gilbreath, 2009-12	241
7.	Eshaya Murphy, 2004-07	234
8.	Lisa Leslie, 1991-94	228
9.	Minyon Moore, 2017-19	221
10.	Karon Howell, 1986-89	218
11.	Aliyah Mazyck, 2016-19	212
12.	Rhonda Williams, 1983; 85-87	210
13.	Kristin Clark, 1996-99	203
14.	Tashara Carter, 1998-01	195

## BLOCKED SHOTS (since 1982)

1.	Lisa Leslie, 1991-94	321
2.	Cheryl Miller, 1983-86	320
3.	Paula McGee, 1981-84	190
4.	Briana Gilbreath, 2009-12	168
5.	Michelle Campbell, 1993-97	162
6.	Chloé Kerr, 2004-07	139
7.	Ebony Hoffman, 2001-04	122
8.	Pam McGee, 1981-84	119
9.	Nadia Parker, 2006-09	110
10.	Cherie Nelson, 1986-89	109
11.	Tina Thompson, 1994-97	103
12.	Cassie Harberts, 2011-14	99
13.	Adrain Williams, 1996-99	97

## GAMES PLAYED

1.	Cassie Harberts, 2011-14	133
2.	Cheryl Miller, 1983-86	128
	Ashley Corral, 2009-12	
	Briana Gilbreath, 2008-12	
5.	Paula McGee, 1981-84	127
	Pam McGee, 1981-84	
	Courtney Jaco, 2014-17	
8.	Holly Ford, 1985-88	126
9.	Rhonda Windham, 1983-85; 87	122
	Cherie Nelson, 1986-89	
	Camille LeNoir, 2005-06; 08-09	
12.	Cynthia Cooper, 1983-84; 86	121
13.	Lisa Leslie, 1991-94	120
	Jualeah Woods, 1991-94	
	Jamie Hagiya, 2004-07	
	Christina Marinacci, 2010-2013	
	Alexyz Vaiioletama, 2012-15	
18.	Meghan Gnekow, 2003-06	119
	Chloé Kerr, 2004-07	
	Eshaya Murphy, 2004-07	
	Allison Jaskowiak, 2004-08	
	Jordan Adams, 2013-2018	

## GAMES STARTED

1.	Cassie Harberts, 2011-14	133
----	--------------------------	-----

NOTE: Statistics include only games played while at USC.



ASHLEY CORRAL (2009-12)

INDIVIDUAL CAREER RECORDS

# USC WOMEN'S BASKETBALL

1983 NCAA CHAMPIONS • 1984 NCAA CHAMPIONS • 1994 PAC-10 CHAMPIONS • 2014 PAC-12 TOURNAMENT CHAMPIONS

INDIVIDUAL SEASON RECORDS

## POINTS

1.	Cheryl Miller, 1985-86	814
2.	Cheryl Miller, 1984-85	805
3.	Cheryl Miller, 1983-84	726
4.	Cherie Nelson, 1987-88	714
5.	Paula McGee, 1980-81	683
6.	Cherie Nelson, 1988-89	678
7.	Cheryl Miller, 1982-83	673
8.	Lisa Leslie, 1993-94	657
9.	Tina Thompson, 1996-97	653
10.	Lisa Leslie, 1991-92	632
	Paula McGee, 1982-83	
11.	Tina Thompson, 1995-96	623
12.	Cynthia Cooper, 1985-86	620
13.	Pam McGee, 1982-83	608
14.	Cherie Nelson, 1986-87	604
15.	Lisa Leslie, 1990-91	582

## SCORING AVERAGE

1.	Cheryl Miller, 1984-85	26.8
2.	Cherie Nelson, 1988-89	26.1
3.	Cheryl Miller, 1985-86	25.4
4.	Cherie Nelson, 1987-88	23.8
5.	Tina Thompson, 1995-96	23.1
6.	Tina Thompson, 1996-97	22.5
7.	Cheryl Miller, 1983-84	22.0
8.	Lisa Leslie, 1993-94	21.9
9.	Lisa Leslie, 1991-92	20.4
	Cheryl Miller, 1982-83	
10.	Paula McGee, 1981-82	20.2
11.	Cherie Nelson, 1986-87	20.1
12.	Pam McGee, 1981-82	19.6
13.	Tina Thompson, 1994-95	19.5
14.	Lisa Leslie, 1990-91	19.4
15.	Paula McGee, 1982-83	19.2

## FIELD GOALS MADE

1.	Cheryl Miller, 1985-86	308
2.	Cheryl Miller, 1984-85	302
3.	Paula McGee, 1980-81	289
4.	Pam McGee, 1982-83	282
5.	Cheryl Miller, 1983-84	281
6.	Cherie Nelson, 1987-88	275
7.	Cheryl Miller, 1982-83	268
8.	Cynthia Cooper, 1985-86	264
9.	Lisa Leslie, 1991-92	262
10.	Lisa Leslie, 1993-94	259

## FIELD GOALS ATTEMPTED

1.	Cheryl Miller, 1984-85	572
2.	Cherie Nelson, 1987-88	545
3.	Cynthia Cooper, 1985-86	522
4.	Cheryl Miller, 1985-86	506
5.	Lisa Leslie, 1990-91	504
6.	Cheryl Miller, 1983-84	493
	Paula McGee, 1982-83	
8.	Cherie Nelson, 1988-89	490
9.	Cheryl Miller, 1982-83	486
10.	Eshaya Murphy, 2006-07	484

## FIELD GOAL PERCENTAGE (min. 200 attempts)

1.	Pam McGee, 1982-83	61.0%
2.	Cheryl Miller, 1985-86	60.9%
3.	Pam McGee, 1983-84	59.5%
4.	Monica Lamb, 1986-87	58.8%
5.	Pam McGee, 1981-82	57.5%
6.	Paula McGee, 1982-83	57.2%
7.	Cheryl Miller, 1983-84	57.0%
8.	Lisa Leslie, 1993-94	55.8%
	Lisa Leslie, 1992-93	
10.	Cheryl Miller, 1982-83	55.1%

## 3-POINT FIELD GOALS MADE (since 1987-88)

1.	Aliyah Mazyck, 2017-18	86
2.	Ashley Corral, 2009-10	85
	Ashley Corral, 2010-11	
4.	Brynn Cameron, 2004-05	72
	Courtney Jaco, 2015-16	
6.	Eshaya Murphy, 2006-07	69
	Ashley Corral, 2011-12	
	Ariya Crook, 2013-14	
9.	Courtney Jaco, 2016-17	68
10.	Eshaya Murphy, 2005-06	67
11.	Mariya Moore, 2018-19	59
12.	Tammy Story, 1990-91	56
	Destiny Littleton, 2022-23	
13.	Ariya Crook, 2012-13	55
14.	Ashley Corral, 2008-09	53
15.	Jamie Hagiya, 2006-07	52
	Brynn Cameron, 2008-09	
	Jacki Gemelos, 2010-11	
18.	Kristin Clark, 1997-98	51
	Aliyah Mazyck, 2018-19	

## 3-PT. FG ATTEMPTS (since 1987-88)

1.	Aliyah Mazyck, 2017-18	265
2.	Ashley Corral, 2009-10	238
3.	Ashley Corral, 2010-11	228
4.	Eshaya Murphy, 2006-07	221
5.	Eshaya Murphy, 2005-06	203
6.	Mariya Moore, 2018-19	205
7.	Ariya Crook, 2013-14	192
8.	Ashley Corral, 2011-12	184
9.	Courtney Jaco, 2015-16	186
10.	Brynn Cameron, 2004-05	176
11.	Ashley Corral, 2008-09	170
12.	Kristin Clark, 1997-98	169
	Courtney Jaco, 2016-17	
14.	Ariya Crook, 2012-13	167
	Aliyah Mazyck, 2018-19	158
16.	Jamie Hagiya, 2006-07	154
17.	Brynn Cameron, 2008-09	149

## 3-POINT FIELD GOAL PERCENTAGE

(since 1987-88, min. 40 attempts)

1.	Jordan Sanders, 2020-21	48.0% (24-50)
2.	Alyson Miura, 2022-23	43.8% (21-48)
3.	Erica Mashia, 1995-96	43.7% (38-87)
4.	Jacki Gemelos, 2010-11	42.3% (52-123)
5.	Heather Oliver, 2008-09	42.0% (47-112)
6.	Joni Easterly, 1991-92	41.9% (31-74)
7.	Shalexus Aaron, 2018-19	41.6% (42-101)
8.	Brynn Cameron, 2004-05	40.9% (72-176)
	Aarika Hughes, 2007-08	40.9% (18-44)
10.	Tera Reed, 2021-22	40.4% (19-47)
11.	Desiree Bradley, 2013-14	40.2% (35-87)
	Courtney Jaco, 2016-17	40.2% (68-169)
13.	Tracy Atwater, 1992-93	40.0% (16-40)
14.	Camille LeNoir, 2008-09	39.6% (40-101)
15.	Tammy Story, 1990-91	39.2% (56-143)

17.	Alyson Miura, 2021-22	39.2% (38-97)
	Jessica Cheeks, 2003-04	38.7% (24-62)
	Briana Gilbreath, 2011-12	38.7% (24-62)
	Courtney Jaco, 2015-16	38.7% (72-186)
	Okako Adika, 2022-23	38.7% (43-111)

## REBOUNDS

1.	Cheryl Miller, 1984-85	474
2.	Cheryl Miller, 1985-86	390
3.	Lisa Leslie, 1993-94	369
4.	Cheryl Miller, 1983-84	350
5.	Cherie Nelson, 1986-87	348
6.	Pam McGee, 1982-83	329
7.	Cherie Nelson, 1987-88	324
8.	<b>Rayah Marshall, 2022-23</b>	<b>322</b>
9.	Pam McGee, 1983-84	320
	Cheryl Miller, 1982-83	
11.	Tina Thompson, 1993-94	316

## REBOUND AVERAGE

1.	Cheryl Miller, 1984-85	15.8
2.	Lisa Leslie, 1993-94	12.3
3.	Cheryl Miller, 1985-86	12.2
4.	Cherie Nelson, 1986-87	11.6
	Pam McGee, 1981-82	
6.	<b>Rayah Marshall, 2022-23</b>	<b>11.5</b>
7.	Cherie Nelson, 1987-88	10.8
8.	Tina Thompson, 1996-97	10.6
	Cheryl Miller, 1983-84	
10.	Tina Thompson, 1994-95	10.5
	Tina Thompson, 1993-94	

## FREE THROWS MADE

1.	Cassie Harberts, 2012-13	207
2.	Cheryl Miller, 1984-85	201
3.	Cheryl Miller, 1985-86	198
4.	Cherie Nelson, 1988-89	178
5.	Tina Thompson, 1996-97	168
6.	Cheryl Miller, 1983-84	164
	Cherie Nelson, 1987-88	
7.	Tina Thompson, 1994-95	152
9.	Cherie Nelson, 1986-87	146
10.	Minyon Moore, 2018-19	144
11.	Tina Thompson, 1995-96	141

## FREE THROWS ATTEMPTED

1.	Cassie Harberts, 2012-13	298
2.	Cheryl Miller, 1984-85	289
3.	Cheryl Miller, 1985-86	263
4.	Cassie Harberts, 2013-14	237
5.	Cherie Nelson, 1988-89	236
6.	Cheryl Miller, 1983-84	218
7.	Tina Thompson, 1996-97	215
8.	Cherie Nelson, 1987-88	210
9.	Tina Thompson, 1994-95	208
10.	Lisa Leslie, 1993-94	201
11.	Cherie Nelson, 1986-87	200

## FREE THROW PERCENTAGE

(min. 70 attempts)

1.	Destiny Littleton, 2022-23	88.0% (125-142)
2.	Eshaya Murphy, 2006-07	85.8% (115-134)
3.	Erica Mashia, 1995-96	84.4% (65-77)
4.	Kathy Hammond, 1980-81	83.5% (61-73)
5.	Kathy Hammond, 1978-79	83.2% (119-143)
6.	Ashley Corral, 2009-10	82.6% (90-109)
7.	Jordyn Jenkins, 2021-22	82.1% (110-134)
8.	Endyia Rogers, 2019-20	82.0% (73-89)
9.	Jacki Gemelos, 2010-11	81.2% (69-85)
10.	Joni Easterly, 1990-91	80.6% (58-72)
11.	Ashley Corral, 2011-12	80.3% (61-76)

# USC WOMEN'S BASKETBALL

1983 NCAA CHAMPIONS • 1984 NCAA CHAMPIONS • 1994 PAC-10 CHAMPIONS • 2014 PAC-12 TOURNAMENT CHAMPIONS

12.	Kathy Hammond, 1979-80	80.2% (82-102)
13.	Ariya Crook, 2013-14	79.7% (118-148)
14.	Alissa Pili, 2019-20	79.6% (109-137)
15.	Rometra Craig, 2003-04	78.7% (69-75)
16.	Karleen Shields, 1994-95	78.4% (127-162)

## ASSISTS

1.	Rhonda Windham, 1982-83	197
2.	Rhonda Windham, 1984-85	193
3.	Paula Pyers, 1987-88	181
4.	Rhonda Windham, 1986-87	174
5.	Rhonda Windham, 1985-86	171
6.	Thera Smith, 1981-82	166
	Minyon Moore, 2018-19	166
8.	Minyon Moore, 2017-18	165
9.	Nicky McCrimmon, 1993-94	162
10.	Ashley Corral, 2009-10	154
11.	Jamie Hagiya, 2006-07	133
12.	Tammy Story, 1990-91	132
13.	Ashley Corral, 2010-11	129
14.	Camille LeNoir, 2005-06	127

## ASSIST AVERAGE

1.	Rhonda Windham, 1984-85	6.9
2.	Rhonda Windham, 1986-87	6.7
3.	Nicky McCrimmon, 1993-94	6.2
	Thera Smith, 1981-82	
5.	Paula Pyers, 1987-88	6.0
	Rhonda Windham, 1982-83	
7.	Minyon Moore, 2018-19	5.9
8.	Minyon Moore, 2017-18	5.3
9.	Ashley Corral, 2009-10	5.0
10.	Rhonda Windham, 1985-86	4.8
11.	Tammy Story, 1990-91	4.4
	Cynthia Cooper, 1983-84	
	Jamie Hagiya, 2006-07	
14.	Ndyia Rogers, 2020-21	4.3
	Nicky McCrimmon, 1992-93	

## STEALS

1.	Cheryl Miller, 1985-86	127
2.	Cheryl Miller, 1984-85	116
3.	Cheryl Miller, 1982-83	115
4.	Cheryl Miller, 1983-84	104
5.	Tammy Story, 1990-91	96
6.	Cynthia Cooper, 1985-86	93
7.	Tammy Story, 1989-90	91
	Briana Gilbreath, 2010-11	
9.	Thera Smith, 1981-82	90
10.	Minyon Moore, 2017-18	89
11.	Paula Pyers, 1987-88	84
12.	Aliyah Mazyck, 2017-18	81
13.	Kristin Clark, 1996-97	78

## STEAL AVERAGE

1.	Cheryl Miller, 1985-86	4.0
2.	Cheryl Miller, 1984-85	3.9
3.	Cheryl Miller, 1982-83	3.5
4.	Tammy Story, 1989-90	3.4
5.	Thera Smith, 1981-82	3.3
6.	Tammy Story, 1990-91	3.2
	Cheryl Miller, 1983-84	3.2
8.	Kristin Clark, 1997-98	2.9
	Minyon Moore, 2017-18	
10.	Paula Pyers, 1987-88	2.8
11.	Kristin Clark, 1996-97	2.7

## BLOCKED SHOTS (since 1982)

1.	Rayah Marshall, 2022-23	98
2.	Lisa Leslie, 1992-93	95
3.	Lisa Leslie, 1993-94	94
4.	Cheryl Miller, 1983-84	82
	Monica Lamb, 1986-87	82
6.	Cheryl Miller, 1984-85	80
7.	Cheryl Miller, 1985-86	79
	Cheryl Miller, 1982-83	79
9.	Lisa Leslie, 1990-91	78
10.	Rayah Marshall, 2021-22	71
11.	Michelle Campbell, 1996-97	59
12.	Michelle Campbell, 1994-95	57

## BLOCKED SHOT AVERAGE (since 1982)

1.	Cheryl Miller, 1984-83	3.5
	Rayah Marshall, 2022-23	3.5
3.	Lisa Leslie, 1992-93	3.3
4.	Lisa Leslie, 1993-94	3.1
5.	Monica Lamb, 1986-87	2.7
	Cheryl Miller, 1984-85	2.7
7.	Lisa Leslie, 1990-91	2.6
8.	Cheryl Miller, 1985-86	2.5
	Cheryl Miller, 1983-84	2.5
	Rayah Marshall, 2021-22	2.5
11.	Michelle Campbell, 1996-97	2.1
12.	Michelle Campbell, 1994-95	2.0

## PERSONAL FOULS


1.	Lisa Leslie, 1990-91	118
2.	Lisa Leslie, 1991-92	115
3.	Monica Lamb, 1986-87	112
	Pam McGee, 1982-83	
5.	Lisa Leslie, 1992-93	107
	Pam McGee, 1983-84	
7.	Kari LaPlante, 2010-11	106
8.	Cheryl Miller, 1982-83	104
9.	Ebony Hoffman, 2000-01	103
	Paula McGee, 1983-84	
11.	Kim Gessig, 1990-91	102
	Cheryl Miller, 1983-84	

## MINUTES PLAYED (since 1987-88)

1.	Briana Gilbreath, 2010-11	1228
2.	Minyon Moore, 2017-18	1200
3.	Cassie Harberts, 2013-14	1151
4.	Ashley Corral, 2010-11	1143
5.	Cassie Harberts, 2010-11	1188
6.	Cassie Harberts, 2012-13	1152
7.	Jacki Gemelos, 2010-11	1131
8.	Ashley Corral, 2009-10	1133
9.	Sadie Edwards, 2017-18	1115
10.	Paula Pyers, 1987-88	1103
11.	Joni Easterly, 1991-92	1096
12.	Aliyah Mazyck, 2017-18	1083
13.	Kristen Simon, 2017-18	1068
14.	Minyon Moore, 2018-19	1043
15.	Briana Gilbreath, 2009-10	1036
16.	Alexyz Vaiioletama, 2013-14	1015
17.	Mariya Moore, 2018-19	1013
18.	Ashley Corral, 2011-12	1008
19.	Cassie Harberts, 2011-12	1006
20.	Kari LaPlante, 2010-11	1002
21.	Tammy Story, 1990-91	999
22.	Jordan Adams, 2017-18	998
23.	Desiree Caldwell, 2019-20	987
24.	Holly Ford, 1987-88	971
25.	Lisa Leslie, 1991-92	970
26.	Temi Fagbenle, 2015-16	969



RHONDA WINDHAM (1983-87)



KRISTIN CLARK (1996-99)

INDIVIDUAL SEASON RECORDS

# USC WOMEN'S BASKETBALL

1983 NCAA CHAMPIONS • 1984 NCAA CHAMPIONS • 1994 PAC-10 CHAMPIONS • 2014 PAC-12 TOURNAMENT CHAMPIONS

## FRESHMAN RECORDS

### POINTS

1. Paula McGee, 1981.....	683
2. Cheryl Miller, 1983.....	673
3. Lisa Leslie, 1991.....	582
4. Pam McGee, 1981.....	509
5. Alissa Pili, 2020.....	504

### SCORING AVERAGE

1. Cheryl Miller, 1983.....	20.4
2. Paula McGee, 1981.....	20.0
3. Lisa Leslie, 1991.....	19.4
4. Alissa Pili, 2020.....	16.3
5. Pam McGee, 1981.....	14.9

### FIELD GOALS MADE

1. Paula McGee, 1981.....	289
2. Cheryl Miller, 1983.....	268
3. Lisa Leslie, 1991.....	241
4. Pam McGee, 1981.....	217
5. Alissa Pili, 2020.....	190

### FIELD GOAL PCT. (min. 200 attempts)

1. Cheryl Miller, 1983.....	268-486, 55.1%
2. Pam McGee, 1981.....	217-398, 54.5%
3. Paula McGee, 1981.....	289-557, 51.8%
4. Alissa Pili, 2020.....	190-372, 51.1%
5. Tina Thompson, 1994.....	163-327, 49.9%

### 3-POINT FIELD GOALS MADE (since 1988)

1. Brynn Cameron, 2005.....	72
2. Ashley Corral, 2009.....	53
3. Endyia Rogers, 2020.....	44
4. Shalexus Aaron, 2019.....	42
5. Erica Mashia, 1996.....	38

### 3-POINT FG PCT. (since 1988, min. 40 att.)

1. Shalexus Aaron, 2019.....	42-101, 41.6%
2. Brynn Cameron, 2005.....	72-176, 40.9%
3. Erica Mashia, 1996.....	38-87, 43.7%
4. Minyon Moore, 2017.....	19-50, 38.0%
5. Taylor Bigby, 2023.....	23-60, 38.3%

### FREE THROWS MADE

1. Cheryl Miller, 1983.....	137
2. Minyon Moore, 2017.....	124
3. Cherie Nelson, 1986.....	119
4. Alissa Pili, 2020.....	109
5. Paula McGee, 1981.....	105

### FREE THROW PCT. (min. 70 attempts)

1. Erica Mashia, 1996.....	65-77, 84.4%
2. Endyia Rogers, 2020.....	73-89, 82.0%
3. Alissa Pili, 2020.....	109-137, 79.6%
4. Minyon Moore, 2017.....	124-161, 77.0%
5. Ebony Hoffman, 2001.....	91-120, 75.8%

### REBOUNDS

1. Cheryl Miller, 1983.....	320
2. Tina Thompson, 1994.....	316
3. Paula McGee, 1981.....	313
4. Cherie Nelson, 1986.....	312
5. Lisa Leslie, 1991.....	299

## REBOUND AVERAGE

1. Tina Thompson, 1994.....	10.5
2. Lisa Leslie, 1991.....	10.0
3. Cheryl Miller, 1983.....	9.7
4. Paula McGee, 1981.....	9.2
5. Cherie Nelson, 1986.....	8.7

### ASSISTS

1. Rhonda Williams, 1983.....	197
2. Minyon Moore, 2017.....	119
3. Cheryl Miller, 1983.....	115
4. Camille LeNoir, 2005.....	100
5. Endyia Rogers, 2020.....	89

### STEALS

1. Cheryl Miller, 1983.....	115
2. Minyon Moore, 2017.....	58
3. Tammy Story, 1989.....	57
4. Briana Gilbreath, 2009.....	52
5. Brianna Barrett, 2013.....	51

### BLOCKED SHOTS (since 1982)

1. Cheryl Miller, 1983.....	79
2. Lisa Leslie, 1991.....	78
3. Rayah Marshall, 2022.....	71
3. Asiah Jones, 2017.....	35
4. Angel Jackson, 2020.....	32

### MINUTES PLAYED (since 1988)

1. Cassie Harberts, 2011.....	1188
2. Cheryl Miller, 1983.....	1081
3. Rhonda Williams, 1983.....	1076
4. Endyia Rogers, 2020.....	962
5. Alissa Pili, 2020.....	949

## SOPHOMORE RECORDS

### POINTS

1. Cheryl Miller, 1984.....	726
2. Lisa Leslie, 1992.....	632
3. Cherie Nelson, 1987.....	604
4. Paula McGee, 1982.....	546
5. Tina Thompson, 1995.....	545

### SCORING AVERAGE

1. Cheryl Miller, 1984.....	22.0
2. Lisa Leslie, 1992.....	20.4
3. Paula McGee, 1982.....	20.2
4. Cherie Nelson, 1987.....	20.1
5. Pam McGee, 1982.....	19.6

### FIELD GOALS MADE

1. Cheryl Miller, 1984.....	281
2. Lisa Leslie, 1992.....	262
3. Cherie Nelson, 1987.....	229
4. Paula McGee, 1982.....	226
5. Pam McGee, 1982.....	219

### FIELD GOAL PCT. (min. 200 attempts)

1. Pam McGee, 1982.....	219-381, 57.5%
2. Cheryl Miller, 1984.....	281-493, 57.0%
3. Lisa Leslie, 1992.....	262-476, 55.0%
4. Tina Thompson, 1995.....	193-372, 51.9%
5. Jordyn Jenkins, 2022.....	134-259, 51.7%

## 3-POINT FIELD GOALS MADE (since 1988)

1. Ashley Corral, 2010.....	85
2. Ariya Crook, 2013.....	55
3. Jacki Gemelos, 2011.....	52
4. Courtney Jaco, 2015.....	48
5. Camille LeNoir, 2006.....	41

### 3-POINT FG PCT.

(since 1988, min. 40 attempts)

1. Jacki Gemelos, 2011.....	52-123, 42.3%
2. Aarika Hughes, 2008.....	18-44, 40.9%
3. Jody Anton, 1994.....	27-70, 38.6%
4. Courtney Jaco, 2015.....	48-128, 37.5%
5. Kristin Clark, 1997.....	41-114, 36.0%

### FREE THROWS MADE

1. Cheryl Miller, 1984.....	164
2. Tina Thompson, 1995.....	152
3. Cherie Nelson, 1987.....	146
4. Minyon Moore, 2018.....	136
5. Cassie Harberts, 2012.....	117

### FREE THROW PCT. (min. 70 attempts)

1. Kathy Hammond, 1979.....	119-143, 83.2%
2. Ashley Corral, 2010.....	90-109, 82.6%
3. Jordyn Jenkins, 2022.....	110-134, 82.1%
4. Jacki Gemelos, 2011.....	69-85, 81.2%
5. Joni Easterly, 1991.....	58-72, 80.6%

### REBOUNDS

1. Cheryl Miller, 1984.....	350
2. Cherie Nelson, 1987.....	348
3. Rayah Marshall, 2023.....	322
4. Pam McGee, 1982.....	312
5. Tina Thompson, 1995.....	294

### REBOUND AVERAGE

1. Cherie Nelson, 1987.....	11.6
Pam McGee, 1982.....	
3. Rayah Marshall, 2023.....	11.5
4. Cheryl Miller, 1984.....	10.6
5. Tina Thompson, 1995.....	10.5

### ASSISTS

1. Rhonda Williams, 1985.....	193
2. Minyon Moore, 2018.....	165
3. Ashley Corral, 2010.....	154
4. Kelly Hill, 1978.....	149
5. Camille LeNoir, 2006.....	127

### STEALS

1. Cheryl Miller, 1984.....	104
2. Tammy Story, 1990.....	91
3. Minyon Moore, 2018.....	89
4. Kristin Clark, 1997.....	78
5. Ebony Hoffman, 2002.....	68

### BLOCKED SHOTS (since 1982)

1. Rayah Marshall, 2023.....	98
2. Cheryl Miller, 1984.....	82
3. Michelle Campbell, 1995.....	57
4. Lisa Leslie, 1992.....	54
5. Briana Gilbreath, 2010.....	48

### MINUTES PLAYED (since 1988)

1. Minyon Moore, 2018.....	1200
2. Ashley Corral, 2010.....	1133
3. Jacki Gemelos, 2011.....	1131
4. Briana Gilbreath, 2010.....	1036
5. Cassie Harberts, 2012.....	1006

RECORDS BY CLASS

# USC WOMEN'S BASKETBALL

1983 NCAA CHAMPIONS • 1984 NCAA CHAMPIONS • 1994 PAC-10 CHAMPIONS • 2014 PAC-12 TOURNAMENT CHAMPIONS

## JUNIOR RECORDS

### POINTS

1. Cheryl Miller, 1985	805
2. Cherie Nelson, 1988	714
3. Paula McGee, 1983	632
4. Tina Thompson, 1996	623
5. Pam McGee, 1983	608

### SCORING AVERAGE

1. Cheryl Miller, 1985	26.8
2. Cherie Nelson, 1988	23.8
3. Tina Thompson, 1996	23.1
4. Paula McGee, 1983	19.2
5. Lisa Leslie, 1993	18.7

### FIELD GOALS MADE

1. Cheryl Miller, 1985	302
2. Paula McGee, 1983	282
3. Cherie Nelson, 1988	275
4. Pam McGee, 1983	249
5. Tina Thompson, 1996	229

### FIELD GOAL PCT. (min. 200 attempts)

1. Pam McGee, 1983	249-408, 61.0%
2. Paula McGee, 1983	282-493, 57.2%
3. Lisa Leslie, 1993	211-378, 55.8%
4. Cheryl Miller, 1985	302-572, 52.8%
5. Tina Thompson, 1996	229-452, 50.7%

### 3-POINT FIELD GOALS MADE (since 1987-88)

1. Aliyah Mazyck, 2018	86
2. Ashley Corral, 2011	85
3. Courtney Jaco, 2016	72
4. Eshaya Murphy, 2006	69
Ariya Crook, 2014	
6. Tammy Story, 1991	56

### 3-POINT FIELD GOAL PCT.

(since 1987-88, min. 40 attempts)

1. Heather Oliver, 2009	47-112, 42.0%
2. Joni Easterly, 1992	31-79, 41.9%
3. Ebony Hoffman, 2003	23-56, 41.1%
4. Tracy Atwater, 1993	16-40, 40.0%
5. Tammy Story, 1991	56-143, 39.2%
Alyson Miura, 2022	38-97, 39.2%

### FREE THROWS MADE

1. Cheryl Miller, 1985	201
2. Cherie Nelson, 1988	164
3. Minyon Moore, 2019	144
4. Tina Thompson, 1996	141
5. Ebony Hoffman, 2003	127

### FREE THROW PCT. (min. 70 attempts)

1. Kathy Hammond, 1980	82-102, 80.2%
2. Eshaya Murphy, 2005-06	73-93, 78.5%
3. Cherie Nelson, 1988	164-210, 78.1%
4. Paula Pyers, 1987	78-100, 78.0%
5. Minyon Moore, 2019	144-186, 77.4%
Kathy Doyle, 1982	65-84, 77.4%

### REBOUNDS

1. Cheryl Miller, 1985	474
2. Pam McGee, 1983	329
3. Cherie Nelson, 1988	324
4. Paula McGee, 1983	305
5. Ebony Hoffman, 2003	303

### REBOUND AVERAGE

1. Cheryl Miller, 1985	15.8
2. Cherie Nelson, 1988	10.8
3. Pam McGee, 1983	10.0
4. Ebony Hoffman, 2003	9.8
Lisa Leslie, 1993	
5. Tina Thompson, 1996	9.3

### ASSISTS

1. Rhonda Williams, 1986	171
2. Minyon Moore, 2019	166
3. Tammy Story, 1991	132
4. Ashley Corral, 2011	129
5. Nicky McCrimmon, 1993	119

### STEALS

1. Cheryl Miller, 1985	116
2. Tammy Story, 1991	96
3. Briana Gilbreath, 2011	91
4. Aliyah Mazyck, 2018	81
5. Ebony Hoffman, 2003	78

### BLOCKED SHOTS (since 1982)

1. Lisa Leslie, 1993	95
2. Cheryl Miller, 1985	80
3. Briana Gilbreath, 2011	50
4. Cherie Nelson, 1988	49
5. Chloé Kerr, 2006	46

### MINUTES PLAYED (since 1987-88)

1. Briana Gilbreath, 2011	1228
2. Cassie Harberts, 2013	1152
3. Ashley Corral, 2011	1143
4. Joni Easterly, 1992	1096
5. Aliyah Mazyck, 2018	1083

## SENIOR RECORDS

### POINTS

1. Cheryl Miller, 1986	814
2. Cherie Nelson, 1989	679
3. Lisa Leslie, 1994	657
4. Tina Thompson, 1997	653
5. Cynthia Cooper, 1986	620

### SCORING AVERAGE

1. Cherie Nelson, 1989	26.1
2. Cheryl Miller, 1986	25.4
3. Tina Thompson, 1997	22.5
4. Lisa Leslie, 1994	21.9
5. Eshaya Murphy, 2007	17.9

### FIELD GOALS MADE

1. Cheryl Miller, 1986	308
2. Cynthia Cooper, 1986	264
3. Lisa Leslie, 1994	259
4. Pam McGee, 1984	250
Cherie Nelson, 1989	250

### FIELD GOAL PCT. (min. 200 attempts)

1. Cheryl Miller, 1986	308-506, 60.9%
2. Pam McGee, 1984	250-420, 59.5%
3. Lisa Leslie, 1994	259-464, 55.8%
4. Paula McGee, 1984	207-393, 52.7%
5. Holly Ford, 1988	132-252, 52.4%

### 3-POINT FIELD GOALS MADE (since 1987-88)

1. Eshaya Murphy, 2007	69
Ashley Corral, 2012	
3. Courtney Jaco, 2017	68
4. *Mariya Moore, 2019	59
5. *Destiny Littleton, 2023	56
6. Jamie Hagiya, 2007	52
Brynn Cameron, 2009	

### 3-POINT FIELD GOAL PCT.

(since 1987-88, min. 40 attempts)

1. Jordan Sanders, 2021	24-50, 48.0%
2. Alyson Miura, 2023	21-48, 43.8%
3. Desirée Bradley, 2014	35-87, 40.2%
4. Courtney Jaco, 2017	68-169, 40.2%
5. Camille LeNoir, 2009	40-101, 39.6%

6. *Okako Adika, 2023	43-111, 38.7%
7. Briana Gilbreath, 2012	24-62, 38.7%
8. Heather Oliver, 2010	43-113, 38.1%
Daniela Roark, 2010	16-42, 38.1%

### FREE THROWS MADE

1. Cheryl Miller, 1986	198
2. Cherie Nelson, 1989	179
3. Tina Thompson, 1997	168
4. Lisa Leslie, 1994	138
5. Cassie Harberts, 2014	133

### FREE THROW PCT. (min. 70 attempts)

1. *Destiny Littleton, 2023	125-142, 88.0%
2. Eshaya Murphy, 2007	115-134, 85.8%
3. Kathy Hammond, 1981	61-73, 83.5%
4. Ashley Corral, 2012	61-76, 80.3%
5. Karleen Shields, 1995	127-162, 78.4%
6. Rometra Craig, 2004	59-75, 78.7%

### REBOUNDS

1. Cheryl Miller, 1986	390
2. Lisa Leslie, 1994	369
3. Pam McGee, 1984	320
4. Tina Thompson, 1997	306
5. Kristen Simon, 2018	285

### REBOUND AVERAGE

1. Lisa Leslie, 1994	12.3
2. Cheryl Miller, 1986	12.2
3. Tina Thompson, 1997	10.6
4. Cherie Nelson, 1989	9.5
5. Kristen Simon, 2018	9.2

### ASSISTS

1. Paula Pyers, 1988	181
2. Rhonda Williams, 1987	174
3. Thera Smith, 1982	166
4. Nicky McCrimmon, 1994	162
5. Jamie Hagiya, 2007	133

### STEALS

1. Cheryl Miller, 1986	127
2. Cynthia Cooper, 1986	93
3. Thera Smith, 1982	90
4. Paula Pyers, 1988	84
5. Lisa Leslie, 1994	69

### BLOCKED SHOTS (since 1982)

1. Lisa Leslie, 1994	94
2. Cheryl Miller, 1986	79
3. Michelle Campbell, 1997	59
4. Denise Woods, 2001	51
5. Chloé Kerr, 2007	45

### MINUTES PLAYED (since 1987-88)

1. Cassie Harberts, 2014	1151
2. Kristen Simon, 2018	1068
3. Sadie Edwards, 2018	1115
4. Paula Pyers, 1988	1103
5. *Destiny Littleton, 2023	1084

RECORDS BY CLASS

\* played final season of eligibility at USC as transfer

# USC WOMEN'S BASKETBALL

1983 NCAA CHAMPIONS • 1984 NCAA CHAMPIONS • 1994 PAC-10 CHAMPIONS • 2014 PAC-12 TOURNAMENT CHAMPIONS

## MOST POINTS SCORED

(all 100+ performances)

1.	vs. Southern Methodist (3/1/86).....	121
2.	vs. Missouri (12/27/85).....	118
3.	vs. Oregon State (12/22/85).....	117
	vs. UC Santa Barbara (2/27/81)	
5.	vs. Utah State (2/28/86).....	115
6.	vs. Oklahoma Baptist (1/7/83).....	112
	vs. Texas A&M (12/6/80)	
8.	at Sacramento State (12/3/16).....	111
	at Arizona (1/16/81)	
9.	vs. Northwestern (11/30/82).....	110
10.	vs. Oregon (1/19/14).....	109
11.	at Portland State (12/18/80).....	108
12.	vs. Seattle (12/29/79).....	107
13.	at California (3/10/89).....	106
	vs. Cal State Northridge (11/17/78)	
15.	vs. Arizona State (2/18/94).....	105
	vs. California (2/6/87)	
	at Pepperdine (11/21/82)	
18.	at Cal State Fullerton (11/30/07).....	104
	vs. Cal State Fullerton (1/26/81)	
20.	vs. California (2/20/05).....	103
	vs. Penn State (12/21/80)	
	vs. Arizona (1/19/80)	
23.	vs. Brigham Young (11/22/85).....	102
	vs. Ohio State (12/23/83)	
	at San Diego State (12/14/82)	
	vs. UCLA (3/13/81)	
	vs. Brigham Young (12/17/80)	
28.	vs. Sacramento State (12/14/14).....	101
	vs. Washington State (3/6/97)	
	vs. Washington State (1/15/94)	
	vs. Long Beach State (12/10/92)	
	at Oregon State (2/22/87)	
	vs. San Diego State (1/19/84)	
	at Arizona State (1/14/84)	
34.	vs. Nebraska (3/19/88).....	100

## FEWEST POINTS SCORED

1.	at Oregon State (1/31/15).....	35
2.	at Stanford (2/7/10).....	39
3.	at Washington (3/1/90).....	40
4.	vs. Missouri State (11/20/21).....	41
5.	at Stanford (2/3/17).....	42
	at UCLA (1/8/11)	
7.	at UCLA (1/20, 2022).....	43
8.	at UConn (12/8/02).....	44
	at Texas (2/4/90).....	44
10.	at Oregon (1/1/23).....	45
	vs. Arizona State (2/26/16)	
	at Washington (1/13/08)	
	at Arizona State (2/10/05)	
13.	8 times.....	46
	last: at UC Santa Barbara (11/18/19)	

## MOST POINTS SCORED IN A HALF

(through 2021)

1.	vs. Northwestern (11/30/82).....	65
2.	vs. Southern Methodist (3/1/86).....	64
	vs. Seattle (12/29/79)	
4.	vs. UC Santa Barbara (2/27/81).....	63
5.	vs. Utah State (2/28/86).....	62
6.	vs. Oregon State (12/22/85).....	61
7.	at Sacramento State (12/3/16).....	60
	vs. California (2/6/87)	
	vs. Missouri (12/27/85)	
9.	8 times.....	59
	last: vs. Oregon (1/19/14)	

## FEWEST POINTS SCORED IN A HALF

(through 2021)

1.	at Stanford (2/7/10).....	10
2.	at UCLA (1/8/11).....	13
3.	vs. Nevada (12/20/19).....	15
	at Oregon State (1/31/15)	

6.	vs. Oregon State (1/27/90).....	16
	6 times.....	
	last: vs. Stanford (3/4/21)	
8.	8 times.....	17
	last: vs. Oregon (1/13/17)	
10.	12 times.....	18
	last: at Washington (2/5/21)	

## GREATEST MARGIN OF VICTORY

1.	vs. UC Santa Barbara (2/27/81).....	75 (117-42)
2.	vs. Utah State (2/28/86).....	70 (115-45)
	vs. Texas A&M (12/6/80).....	70 (112-42)
4.	vs. Oklahoma Baptist (1/7/83).....	66 (112-46)
5.	vs. Arizona (1/19/80).....	65 (103-38)
6.	vs. Cal State Northridge (12/7/93).....	64 (95-31)
7.	vs. Oregon State (12/22/85).....	62 (117-55)
8.	vs. CS Los Angeles (1975-76).....	61 (91-30)
9.	vs. SMU (3/1/86).....	60 (121-61)
	vs. Arizona (1/19/80).....	60 (111-51)

## MOST FIELD GOALS MADE

1.	vs. UC Santa Barbara (2/27/81).....	53
2.	vs. Oklahoma Baptist (1/7/83).....	52
3.	vs. Arizona (1/19/81).....	50
4.	vs. Utah State (2/28/86).....	48
5.	at Pepperdine (11/21/82).....	47
6.	at San Diego State (12/14/82).....	46
	vs. Northwestern (11/30/82)	
	vs. Seattle (12/29/79)	
9.	6 times.....	45
	last: vs. Oregon (1/19/14)	

## FEWEST FIELD GOALS MADE

1.	vs. Missouri State (11/20/21).....	12
	at UCLA (1/8/11)	
	at Stanford (2/7/10)	
	at UConn (12/8/02)	
	vs. Oregon State (1/29/00)	
6.	vs. Washington (2/23/23).....	13
	vs. UCF (11/27/21)	
7.	6 times.....	14
	last: at Stanford (2/17/23)	
11.	9 times.....	15
	last: vs. Stanford (3/2/18)	
20.	10 times.....	16
	last: vs. Arizona (3/7/19)	

## MOST FIELD GOALS ATTEMPTED

1.	vs. Portland State (12/18/80).....	99
2.	vs. Brigham Young (11/22/85).....	98
3.	vs. California (3/12/88).....	97
4.	vs. Missouri (12/27/85).....	93
5.	vs. Long Beach State (3/1/82).....	92
	vs. Arizona (2/14/81)	
7.	vs. Long Beach State (12/10/92).....	91
	vs. Oregon (1/7/88)	
	vs. Arizona (1/16/81)	
10.	vs. Arizona State (1/17/81).....	88

## FEWEST FIELD GOALS ATTEMPTED

1.	vs. Washington (3/4/93).....	31
2.	at Washington State (12/31/06).....	38
3.	vs. Oregon State (1/29/00).....	41
4.	at Arizona (2/26/22).....	42
5.	at UCLA (1/8/11).....	43
	vs. Washington State (2/29/92)	
7.	at UCLA (1/8/23).....	44
	vs. Washington State (3/6/93)	
	vs. Oregon State (1/27/90)	

## HIGHEST FIELD GOAL PERCENTAGE

1.	vs. Arizona (2/14/87).....	.678 (40-59)
2.	vs. Pepperdine (11/21/82).....	.662 (47-71)
3.	at Cal State Fullerton (11/30/07).....	.647 (44-68)
	vs. Arizona (1/9/87).....	.647 (44-68)
5.	vs. Okla. Baptist (1/7/83).....	.642 (52-81)

6.	vs. Oregon (1/19/14).....	.643 (45-70)
7.	vs. Washington (2/7/93).....	.638 (30-47)
8.	vs. Ohio State (12/23/83).....	.636 (42-66)
9.	vs. UCSB (2/27/81).....	.631 (53-84)
10.	vs. Arizona State (2/12/81).....	.625 (35-56)
	vs. San Diego State (2/5/80).....	.625 (30-48)

## LOWEST FIELD GOAL PERCENTAGE

1.	at Stanford (2/7/10).....	.179 (12-67)
2.	at UConn (12/8/02).....	.182 (12-66)
3.	at Stanford (2/17/23).....	.222 (14-63)
4.	at Oregon (1/1/23).....	.230 (14-61)
5.	vs. Missouri State (11/20/21).....	.231 (12-52)
6.	vs. Washington (2/2/90).....	.240 (18-75)
7.	at Oregon State (1/31/15).....	.250 (14-56)
	vs. Oregon State (1/13/19).....	.250 (16-64)
9.	at Nebraska (11/18/11).....	.254 (18-71)
	vs. Rutgers (11/26/09).....	.254 (15-59)
11.	at Washington (1/13/08).....	.257 (18-70)
	vs. Stanford (3/5/06).....	.257 (18-70)

## MOST 3-POINT FG MADE

(since 1987-88)

1.	vs. Merrimack (12/3/22).....	14
	vs. Idaho State (11/12/22)	
3.	at Arizona (12/28/07).....	13
	vs. Montana State (11/10/17)	
5.	5 times.....	12
	last: vs. California (12/21/20)	
11.	15 times.....	11
	last: vs. Washington State (1/14/22)	
20.	16 times.....	10
	last: vs. Utah (3/3/19)	

## MOST 3-PT. FG ATTEMPTED

(since 1987-88)

1.	vs. Arizona (2/15/09).....	37
2.	vs. Utah (3/3/19).....	36
3.	vs. Idaho State (11/12/22).....	35
	at Loyola Marymount (12/1/17)	
5.	at Washington (1/13/08).....	34
6.	vs. UCLA (2/26/05).....	33
7.	at California (1/1/06).....	32
8.	vs. Xavier (11/13/09).....	30
	vs. Arizona (2/17/96)	
10.	vs. Cal State Northridge (12/9/05).....	29
	vs. Oregon (1/19/12)	
	vs. Stanford (3/2/18)	

## HIGHEST 3-PT. FG PERCENTAGE

(min. 7 attempts, since 1987-88)

1.	vs. California (3/3/88).....	.778 (7-9)
2.	at Colorado (3/27/11).....	.769 (10-13)
3.	vs. Old Dominion (12/30/87).....	.714 (5-7)
4.	at Colorado (3/2/14).....	.667 (6-9)
	vs. Oregon State (1/28/10).....	.667 (8-12)
	at Washington (3/17/02).....	.667 (8-12)
	vs. Arizona (1/16/97).....	.667 (12-18)
	vs. Texas (12/28/88).....	.667 (6-9)
8.	vs. Arizona State (2/15/96).....	.647 (11-17)
9.	vs. Merrimack (12/3/22).....	.636 (14-22)
	at Washington (1/6/17).....	.636 (7-11)
	vs. Long Beach State (12/12/90).....	.636 (7-11)
11.	at Washington State (2/1/03).....	.625 (5-8)
	vs. Arizona State (1/20/00).....	.625 (5-8)

## MOST FREE THROWS MADE

1.	vs. Missouri (2/27/85).....	38
2.	vs. Oregon State (3/7/13).....	35
	vs. San Jose State (3/8/79)	
4.	vs. Oregon State (2/22/87).....	33
5.	vs. Washington State (3/3/11).....	32
	vs. UCLA (2/20/99)	
	vs. Utah (12/14/97)	
8.	vs. Oregon State (1/15/87).....	31

TEAM GAME RECORDS

# USC WOMEN'S BASKETBALL

1983 NCAA CHAMPIONS • 1984 NCAA CHAMPIONS • 1994 PAC-10 CHAMPIONS • 2014 PAC-12 TOURNAMENT CHAMPIONS

	vs. Southern Methodist (3/1/86)	
	vs. Pepperdine (3/1/80)	
10.	vs. Brigham Young (12/17/80).....	30
	vs. Pepperdine (3/1/80)	

### MOST FREE THROWS ATTEMPTED

1.	vs. Missouri (12/27/85).....	47
2.	5 times .....	46
	last: vs. Oregon State (3/7/13)	
6.	vs. UC Santa Barbara (12/19/96).....	45
7.	vs. Utah (12/14/96).....	44
8.	vs. Long Beach State (3/14/81).....	43
9.	vs. UCLA (3/6/82).....	42
10.	5 times .....	41
	last: vs. Oregon State (2/6/98)	

### HIGHEST FREE THROW PCT.

(min. 19 attempts)

1.	vs. Penn State (12/21/80).....	.954 (21-22)
2.	vs. Washington (12/9/7).....	.950 (19-20)
	vs. UCLA (1/29/93)	
4.	vs. Oregon State (1/27/91).....	.913 (21-23)
5.	vs. Arizona State (2/19/00).....	.905 (19-21)
	vs. Oregon State (1/13/19).....	.905 (19-21)
7.	vs. Washington State (1/15/21).....	.900 (18-20)
	at Washington State (2/23/20)	
8.	vs. Stanford (3/2/18).....	.897 (26-28)
9.	vs. UCLA (3/6/86).....	.895 (17-19)
	vs. UCLA (2/27/80)	
11.	vs. UCLA (1/17/10).....	.889 (24-27)
12.	vs. Washington State (2/25/23).....	.880 (22-25)
	vs. Maryland (11/30/85).....	.880 (22-25)
14.	at Washington (2/5/21).....	.875 (21-24)

### MOST REBOUNDS

1.	vs. Oregon (1/29/82).....	76
2.	vs. Brigham Young (11/22/85).....	69
3.	vs. Oregon State (12/22/85).....	67
4.	vs. Texas A&M (12/6/80).....	66
5.	vs. San Diego State (12/4/90).....	65
	vs. Cal State Fullerton (1/30/82)	
	vs. Portland State (12/18/80)	
8.	vs. UCLA (2/4/94).....	64
9.	vs. Arizona (2/14/81).....	63
10.	vs. Sacramento State (12/11/99).....	62
	vs. Marquette (11/26/94)	

### FEWEST REBOUNDS

1.	vs. Stanford (2/14/98).....	19
2.	vs. Oregon State (1/7/18)	
	vs. San Diego State (12/3/90).....	20
4.	at Washington (2/21/20).....	21
5.	vs. Stanford (1/24/21).....	22
	at Gonzaga (11/24/15)	
	at California (1/20/11)	
	vs. Texas (12/10/85)	
8.	8 times .....	23
	last: vs. Arizona State (3/3/21)	
10.	4 times .....	24
	last: at Colorado (2/12/21)	

### GREATEST REBOUND MARGIN

1.	vs. Oregon (1/29/82).....	46
2.	vs. Oregon State (12/22/85).....	45
3.	vs. Hope International (1/13/15).....	33
	vs. California (1/28/94)	
4.	vs. Cal State Northridge (12/7/93).....	32
5.	vs. Western Michigan (11/18/21).....	31
	vs. Oregon State (1/10/92)	
6.	vs. Rutgers (1/8/84).....	30
7.	vs. Cal State Bakersfield (12/20/09).....	28
	vs. Cal State Fullerton (12/16/05)	
	vs. Eastern Illinois (11/20/05)	
	vs. Sacramento State (12/11/99)	

### MOST ASSISTS

1.	vs. Pepperdine (11/21/82).....	34
	vs. UC Santa Barbara (2/27/81)	
3.	vs. Oregon (1/19/14).....	33
	vs. Minnesota (12/23/81)	
	vs. Arizona (1/16/81)	
	vs. Seattle (12/29/79)	
6.	vs. Sacramento State (12/9/00).....	32
	vs. Rutgers (12/28/82)	
	vs. Pacific Christian (12/21/81)	
	vs. Houston (11/30/79)	
9.	vs. California (2/20/05).....	31

### FEWEST ASSISTS

1.	vs. Oregon State (3/7/13).....	2
2.	vs. Washington State (2/27/99).....	3
	vs. Louisiana Tech (12/7/96)	
4.	8 times .....	4
	last: vs. Stanford (3/2/18)	
10.	17 times .....	5
	last: at Oregon State (2/19/16)	

### MOST STEALS

1.	vs. Texas A&M (12/6/80).....	31
2.	vs. California (12/13/80).....	30
3.	vs. UC Santa Barbara (2/27/81).....	26
4.	vs. Southern Methodist (3/1/86).....	25
	vs. Wayland Baptist (12/19/82)	
	vs. Arizona (2/14/81)	
	vs. Arizona State (2/12/81)	
8.	vs. Cal State Fullerton (12/21/92).....	23
	vs. California (12/11/81)	
	vs. Arizona (1/19/80)	
	vs. Seattle (12/29/79)	

### MOST BLOCKED SHOTS

1.	vs. Pepperdine (12/4/84).....	18
2.	vs. California (2/4/22).....	13
	vs. Virginia (11/9/19)	
4.	at Colorado (1/7/22).....	12
	vs. Arizona State (1/20/00)	
	vs. New Orleans (12/5/84)	
	vs. Oklahoma Baptist (1/7/83)	
	vs. Cal State Fullerton (1/26/81)	
	vs. Texas A&M (12/6/80)	
10.	10 times.....	11
	last: vs. vs. Washington (2/23/23)	

### MOST TURNOVERS

1.	vs. Washington (3/4/93).....	37
2.	vs. Washington (1/12/95).....	36
3.	vs. UC Santa Barbara (12/3/94).....	35
	vs. Boise State (11/27/89)	
5.	vs. Arizona State (1/17/84).....	34
	vs. Arizona State (1/17/81)	
	vs. Texas (2/11/80)	
8.	vs. Arizona (3/5/98).....	33
	vs. Washington (3/9/96)	
	vs. Washington (2/12/94)	

### FEWEST TURNOVERS

1.	vs. Montana State (11/10/17).....	2
2.	vs. Stanford (1/8/10).....	4
3.	vs. UC Santa Barbara (3/17/11).....	5
	vs. San Diego State (12/9/86)	
5.	9 times.....	6
	last: at Washington State (2/7/21)	
10.	10 times.....	7
	last: at Stanford (2/17/23)	

### MOST PERSONAL FOULS

1.	vs. Washington (2/3/91).....	37
2.	at South Dakota State (11/17/06).....	36
3.	at New Mexico (11/21/03).....	33
	at Colorado (12/21/02)	
5.	vs. Missouri State (11/22/16).....	30
	at Utah (12/30/08)	
	vs. California (3/10/89)	
7.	4 times.....	29
	last: at California (1/1/06)	

### FEWEST PERSONAL FOULS

1.	vs. Utah State (11/26/22).....	6
2.	at UCLA (1/20/22).....	8
	vs. Oregon (2/21/21)	
	at Utah (1/14/18)	
	vs. Cal State Northridge (12/28/91)	
	vs. Louisiana Tech (3/22/86)	
7.	10 times.....	9
	last: vs. Nevada (12/20/19)	
18.	13 times.....	10
	last: vs. Colorado (2/24/18)	



ERICA MASHIA (1996, 2000)



ROMETRA CRAIG (2003-04)

TEAM GAME RECORDS

# USC WOMEN'S BASKETBALL

1983 NCAA CHAMPIONS • 1984 NCAA CHAMPIONS • 1994 PAC-10 CHAMPIONS • 2014 PAC-12 TOURNAMENT CHAMPIONS

## MOST POINTS SCORED

(all 100+ performances)

1.	California (3/11/89) .....	115
2.	Stanford (1/28/95).....	109
3.	Tennessee (1/18/01) .....	106
4.	Washington (1/27/89).....	104
5.	Stanford (2/6/97) .....	103
	UCLA (2/4/77) .....	
7.	Tennessee (12/6/88).....	102
	California (1/2/87) .....	
	Old Dominion (1/6/84) .....	
10.	Stanford (3/10/89) .....	100

## FEWEST POINTS SCORED

1.	Cal State Los Angeles (1975-76) .....	30
2.	Cal State Northridge (12/7/93) .....	31
3.	Southern Utah (12/4/15).....	32
4.	Oregon State (1/28/10).....	34
5.	Concordia (12/28/77) .....	35
6.	Illinois State (3/30/11).....	36
	UCLA (2/17/08) .....	
	Washington State (2/1/03) .....	
	Cal State Northridge (2/21/93) .....	
10.	Washington State (2/3/02) .....	38
	Cal State Northridge (12/28/91) .....	
	Arizona (1/19/80) .....	
13.	UC Santa Barbara (11/15/18).....	39
	UC Santa Barbara (1/31/12) .....	
	Morgan State (11/21/01) .....	

## MOST POINTS SCORED IN A HALF

(through 2021)

1.	Tennessee (12/6/88) .....	61
2.	UCLA (2/4/82) .....	59
3.	Sacramento State (12/14/14).....	58
	Washington (1/30/03) .....	
	Stanford (1/28/95) .....	
	California (3/10/89) .....	
7.	Colorado (12/21/02) .....	57
	Stanford (2/6/97) .....	
9.	Stanford (3/15/09) .....	56
	Stanford (1/6/89) .....	
11.	Stanford (2/4/01) .....	55
	Tennessee (11/18/01) .....	
	Stanford (3/9/89) .....	

## FEWEST POINTS SCORED IN A HALF

(through 2021)

1.	California (1/23/04) .....	10
2.	CSUN (12/16/18) .....	11
	Houston (12/16/06) .....	
3.	Long Beach State (12/21/19) .....	12
	Long Beach State (12/13/15) .....	
	UCLA (2/17/08) .....	
	Cal State Northridge (12/7/93) .....	
5.	UTRGV (12/18/19) .....	13
	Cal State Northridge (2/21/93) .....	
	Utah State (2/28/86) .....	
	Arizona (2/2/85) .....	
8.	Southern Utah (12/4/15).....	14
	Illinois State (3/30/11) .....	
	Washington State (2/3/02) .....	
	Oklahoma Baptist (1/7/83) .....	
11.	6 times: .....	15
	last: UC Santa Barbara (1/31/11) .....	

## GREATEST MARGIN OF VICTORY

1.	Stanford, 109-53 (1/28/95).....	56
2.	UCLA, 94-49 (3/5/77) .....	45
3.	Stanford, 95-51 (1/22/11).....	44
4.	Old Dominion, 90-47 (1/12/80).....	43
5.	UCLA, 93-52 (2/26/21) .....	42

6.	UCLA, 90-48 (2/11/76) .....	41
	UCLA, 94-53 (1/23/99) .....	
	Texas, 85-44 (2/4/90) .....	
8.	Oregon, 93-53 (1/11/19).....	40
9.	Stanford, 89-50 (1/6/89) .....	39
10.	Stanford, 77-39 (2/7/10) .....	38

## MOST FIELD GOALS MADE

1.	UCLA (2/27/79) .....	46
2.	Tennessee (12/6/88).....	44
3.	Old Dominion (1/12/80).....	43
4.	Texas (12/10/85).....	42
	San Jose State (3/8/79) .....	
6.	Stanford (1/28/95).....	41
	California (3/10/89) .....	
	Pacific Christian (12/21/81) .....	
9.	Arizona (2/18/89).....	40
10.	Tennessee (11/18/01) .....	39
	Stanford (1/20/90) .....	
	Texas (11/29/86) .....	
	California (1/2/87) .....	

## FEWEST FIELD GOALS MADE

1.	Cal State Northridge (12/7/93) .....	10
2.	UC Santa Barbara (11/15/18).....	12
	South Dakota State (11/17/06) .....	
	Washington State (2/1/03) .....	
	Morgan State (11/21/01) .....	
6.	5 times: .....	13
	last: Oregon State (1/28/10) .....	
10.	5 times: .....	14
	last: Purdue (11/24/17) .....	
10.	16 times: .....	15
	last: Merrimack (12/3/22) .....	

## MOST FIELD GOALS ATTEMPTED

1.	Washington (2/9/06) .....	93
2.	Pepperdine (3/10/83).....	91
3.	Long Beach State (1/15/89).....	90
4.	California (12/21/78).....	88
5.	UCLA (1/17/20) .....	87
6.	Oregon (2/14/14).....	86
7.	UCLA (3/5/94) .....	85
8.	Long Beach State (3/1/82) .....	84
9.	Tennessee (12/28/86).....	83
10.	Old Dominion (1/3/90) .....	82
	Long Beach State (2/22/86) .....	

## HIGHEST FG PERCENTAGE

1.	Oregon State (2/24/00) .....	.694 (25-36)
2.	Arizona (1/15/04).....	.659 (29-44)
3.	Stanford (1/28/95).....	.651 (41-63)
4.	San Diego State (2/29/80) .....	.650 (26-40)
5.	Nevada-Las Vegas (12/9/89) .....	.642 (34-53)
6.	Maryland (12/30/88) .....	.640 (32-50)
7.	Texas (12/5/87) .....	.638 (37-58)
8.	Texas (12/28/88) .....	.636 (35-55)
9.	Ohio State (12/29/86) .....	.632 (36-57)
10.	Stanford (1/22/05) .....	.630 (34-54)

## LOWEST FG PERCENTAGE

1.	Cal State Northridge (1/28/95).....	.172 (41-63)
2.	Texas A&M (12/6/80) .....	.208 (14-67)
3.	Grambling State (12/20/07).....	.222 (14-63)
	Washington State (2/1/03) .....	.222 (12-54)
5.	UCLA (2/17/08) .....	.228 (13-57)
6.	Arizona (1/19/80).....	.230 (14-61)
7.	3 times .....	.235 (12-51)
	last: UC Santa Barbara (11/15/18) .....	.235 (12-51)
9.	Cal State Northridge (2/21/93).....	.236 (13-55)
10.	Long Beach State (12/21/19) .....	.238 (15-63)

## MOST 3-POINT FG MADE

(since 1987-88)

1.	UCLA (2/26/21).....	16
2.	Stanford (3/4/21) .....	15
3.	Utah (2/9/22).....	14
	Oregon (2/24/19) .....	
	UC Davis (12/21/12) .....	
	Oregon (1/5/07) .....	
7.	7 times .....	13
	last: San Francisco (12/5/21) .....	
17.	Oregon (1/30/10) .....	12
	Washington (1/22/09) .....	
	Washington (1/5/03) .....	
	Stanford (3/28/92) .....	
21.	9 times .....	11
	last: Stanford (12/19/20) .....	

## MOST 3-POINT FG ATTEMPTED

(since 1987-88)

1.	CSUN (11/5/19) .....	40
2.	Washington State (1/15/21) .....	36
3.	San Francisco (12/5/21) .....	34
	Stanford (2/9/20) .....	
	Oregon (2/14/14) .....	
6.	Stanford (3/4/21).....	33
7.	Arizona State (1/31/21).....	32
	UCLA (1/17/20) .....	
	Marquette (11/26/94) .....	
10.	7 times .....	31
	last: Utah (2/9/22) .....	

## HIGHEST 3-PT. FG PERCENTAGE

(min. 7 attempts, since 1987-88)

1.	Oregon (1/25/91) .....	.818 (9-11)
2.	5 times .....	.715 (5-7)
	Last: Colorado (3/5/15) .....	
8.	Stanford (3/4/07) .....	.714 (10-14)
9.	UCLA (2/26/21).....	.696 (16-23)
10.	Oregon (1/29/05).....	.692 (9-13)
11.	Arizona (2/12/05).....	.688 (11-16)
12.	Duke (12/22/12) .....	.667 (8-12)
	Oregon (1/25/90).....	.667 (6-9)

## MOST FREE THROWS MADE

1.	Arizona State (2/15/01).....	38
2.	South Dakota State (11/17/06) .....	36
3.	Tennessee (3/21/82) .....	35
4.	UC Santa Barbara (11/30/95) .....	34
5.	New Mexico (11/21/03) .....	33
	Stanford (2/6/97) .....	
	Washington (2/3/91) .....	
8.	California (3/10/89).....	31
9.	Oregon (1/8/99) .....	30
	Texas Tech (3/25/93) .....	
	Nevada-Las Vegas (12/9/89) .....	

## MOST FREE THROWS ATTEMPTED

1.	South Dakota State (11/17/06) .....	47
	Arizona State (2/15/01) .....	
2.	New Mexico (11/21/03) .....	43
3.	UCLA (2/6/81).....	42
4.	California (3/10/89).....	41
	Tennessee (3/21/82) .....	
6.	Arizona State (2/4/06).....	40
	Nevada-Las Vegas (12/9/89) .....	
8.	Arizona State (1/20/00).....	39
	Stanford (2/6/97) .....	
	Texas Tech (3/25/93) .....	

OPPONENT GAME RECORDS



# USC WOMEN'S BASKETBALL

1983 NCAA CHAMPIONS • 1984 NCAA CHAMPIONS • 1994 PAC-10 CHAMPIONS • 2014 PAC-12 TOURNAMENT CHAMPIONS

## HIGHEST FREE THROW PERCENTAGE

(min. 19 attempts)

1. Arizona State [2/19/00]..... .963 [26-27]
2. Penn State [12/21/80]..... .955 [21-22]
3. Utah [12/30/08]..... .919 [34-37]  
UC Santa Barbara [11/30/95]
4. Oregon State..... .905 [19-21]  
California [1/17/91]  
Wayland Baptist [12/19/82]  
Tennessee [12/6/82]
8. UCLA [3/2/22]..... .909 [20-22]
9. Oregon [2/3/07]..... .900 [27-30]  
San Francisco [3/15/97]..... .900 [18-20]  
Kansas [1/2/96]  
Arizona [2/9/91]

## MOST REBOUNDS

1. Nebraska [11/18/11]..... 66  
UC Santa Barbara [12/4/97]
3. Long Beach State [2/20/90]..... 65  
Auburn [12/11/87]
5. Washington [2/9/06]..... 64  
UCLA [2/4/94]
7. Stanford [1/29/09]..... 62
8. Old Dominion [12/16/80]..... 61
9. Cal State Fullerton [12/21/90]..... 60  
Western Kentucky [3/15/87]
11. Stanford [2/7/10]..... 59  
Duke [3/21/06]  
Stanford [3/5/06]

## FEWEST REBOUNDS

1. Western Michigan [11/18/21]..... 17
2. Hope International [11/13/16]..... 19  
Oregon [2/11/93]  
San Diego State [2/5/80]
5. Fresno State [11/23/14]..... 21  
Oregon State [3/1/03]
7. 8 times..... 22  
last: Washington [1/28/18]
15. 6 times..... 23  
last: UNC Wilmington [11/29/13]

## MOST ASSISTS

1. Stanford [3/9/89]..... 31
- Old Dominion [1/12/80]
3. Stanford [1/28/95]..... 30  
California [1/2/87]
5. UCLA [2/25/81]..... 28
6. 5 times..... 27  
last: Oregon [2/16/20]
9. 4 times..... 26  
last: California [3/12/88]

## FEWEST ASSISTS

1. Oklahoma [12/5/80]..... 0
2. Cal Poly Pomona [1/25/78]..... 1
3. Arizona State [2/12/87]..... 2  
Arizona [1/16/86]  
UCLA [2/1/86]  
Stanford [2/20/86]  
Texas-El Paso [12/1/84]  
Oklahoma City College [12/18/82]  
Cal State Fullerton [1/26/81]  
Arizona State [2/12/81]  
Long Beach State [1/20/79]

## MOST STEALS

1. Long Beach State [3/8/80]..... 25
2. Long Beach State [1/15/89]..... 21
3. Arizona State [2/18/94]..... 20  
Long Beach State [2/10/78]
5. 7 times..... 19  
last: Tennessee [12/14/02]

## MOST BLOCKED SHOTS

1. Stanford [1/22/16]..... 13
2. UCLA [2/8/14]..... 12  
Brigham Young [12/3/86]  
Oregon State [12/28/79]
5. Louisiana Tech [1/26/85]..... 11
6. 10 times..... 10  
last: Utah [1/1/17]
7. 6 times:..... 9  
last: Stanford [2/17/23]
14. 9 times..... 8  
last: CSUN [12/16/18]

## MOST TURNOVERS

1. Arizona [1/16/81]..... 46
2. Cal State Fullerton [12/21/92]..... 41
3. Long Beach State [12/28/94]..... 40
4. Long Beach State [12/10/92]..... 39  
Texas A&M [12/6/80]
6. California [3/12/88]..... 38
7. Cal State Northridge [12/28/91]..... 37
8. 4 times..... 36  
last: Arizona [1/15/04]

## FEWEST TURNOVERS

1. 6 times..... 6  
last: Arizona [2/26/22]
5. 6 times..... 7  
last: Long Beach State [12/21/19]
11. 9 times..... 8  
last: UCLA [12/5/23]
20. 12 times..... 9  
last: Arizona State [2/24/22]

## MOST PERSONAL FOULS


1. Missouri [12/27/85]..... 33  
Long Beach State [3/14/81]
3. 3 times..... 32  
last: Utah [12/14/96]
6. 4 times..... 31  
last: UTSA [11/30/11]
10. Oregon State [2/6/98]..... 30  
Arizona State [2/7/91]  
Texas A&M [12/6/80]

## FEWEST PERSONAL FOULS

1. Stanford [12/19/20]..... 5
2. Arizona State [3/3/21]..... 7  
Oregon [2/16/20]  
California [1/24/16]  
Oregon State [2/10/11]  
Oregon [2/20/87]
7. 6 times..... 8  
last: Oregon State [2/19/21]
9. 9 times..... 9  
last: Stanford [2/7/23]
19. 17 times..... 10  
last: Colorado [1/7/22]



CHERIE NELSON (1986-89)



KATHY HAMMOND (1978-81)



ADRAIN WILLIAMS (1996-99)

OPPONENT GAME RECORDS

# USC WOMEN'S BASKETBALL

1983 NCAA CHAMPIONS • 1984 NCAA CHAMPIONS • 1994 PAC-10 CHAMPIONS • 2014 PAC-12 TOURNAMENT CHAMPIONS

## POINTS

1.	Cherie Nelson (vs. California, 3/11/89)	50
2.	Tina Thompson (vs. UCLA, 1/27/96)	49
3.	Karon Howell (vs. Arizona, 2/18/89)	46
4.	Cheryl Miller (vs. Arizona, 2/28/85)	45
5.	Cherie Nelson (vs. Oregon State, 3/3/89)	44
6.	Cheryl Miller (vs. Louisiana Tech, 1/26/85)	43
7.	Cherie Nelson (vs. vs. Stanford, 3/5/88)	41
8.	Cheryl Miller (vs. Cal State Fullerton, 1/19/85)	40
9.	Cheryl Miller (vs. Oregon State, 12/22/85)	39
	Cheryl Miller (vs. Northwestern, 11/30/82)	

## REBOUNDS

1.	Cheryl Miller (2 times: last vs. Oregon State, 12/22/85)	24
3.	Cheryl Miller (2 times: last vs. Louisiana Tech, 1/26/85)	23
	Lisa Leslie (vs. San Diego State, 12/4/90)	
	Cherie Nelson (vs. Oregon State, 2/22/87)	
7.	Cheryl Miller (4 times: last vs. Stanford, 2/20/86)	22
8.	<i>last on record: Rayah Marshall</i> (vs. Arizona State, 2/3/23)	21

## ASSISTS

1.	Rhonda Windham (vs. Pepperdine, 11/21/82)	17
2.	Minyon Moore (vs. Sacramento State, 12/3/16)	15
3.	Rhonda Windham (vs. Georgia, 4/1/83)	14
4.	Rhonda Windham (3 times: last vs. Washington State, 3/7/87)	13
	Paula Pyers (vs. Old Dominion, 12/30/87)	
	Thera Smith (vs. Arizona, 1/16/81)	
7.	Minyon Moore (vs. Washington, 2/1/19)	12
	Ashley Corral (at Oregon, 2/25/10)	
	Jennifer Dunbar (vs. Arizona, 1/20/89)	
	Rhonda Williams (vs. San Diego State, 2/23/85)	
10.	Minyon Moore (2 times: last vs. UCLA, 1/5/18)	11
	Endyia Rogers (vs. Arizona State, 3/3/21)	
	Briana Gilbreath (vs. Oregon, 1/19/12)	
	Tammy Story (vs. San Diego State, 12/4/90)	
	Paula Pyers (vs. Arizona State, 2/20/89)	
	Cheryl Miller (vs. Penn State, 12/29/83)	
	Rhonda Windham (vs. Stanford, 3/12/83)	
	Thera Smith (vs. Arizona State, 1/16/82)	

## STEALS

1.	Tammy Story (vs. California, 2/17/90)	12
2.	Cheryl Miller (vs. California, 1/26/86)	11
3.	Lisa Leslie (vs. Cal State Fullerton, 12/21/92)	9
	Tammy Story (vs. Boise State, 11/27/89)	
	Cheryl Miller (vs. San Francisco, 12/5/83)	
6.	Thera Smith (2 times: last vs. Arizona, 1/16/81)	8
	Minyon Moore (2 times, last at Washington State, 1/26/18)	
	Aliyah Mazyck (at Oregon, 2/16/18)	
	Brianna Barrett (vs. UC Davis, 12/21/12)	
	Briana Gilbreath (vs. Arizona State, 1/29/11)	
	Eshaya Murphy (vs. Arizona, 11/15/04)	
	Cynthia Cooper (vs. UCLA, 3/6/86)	
	Cheryl Miller (vs. Northwestern, 12/30/82)	
	Kathy Doyle (vs. Oklahoma City, 12/18/82)	
	Paula McGee (vs. Cal, 12/11/81)	

## BLOCKED SHOTS

1.	Cheryl Miller (vs. Pepperdine, 12/4/84)	10
2.	Cheryl Miller (vs. New Orleans, 12/5/84)	9
3.	<b>Rayah Marshall</b> (at Washington, 1/22/23)	8
	Asiah Jones (vs. Mississippi State, 12/18/16)	
	Lisa Leslie (vs. S.F. Austin, 12/20/93)	
	Cheryl Miller (vs. Arizona, 2/25/84)	
7.	<b>Rayah Marshall</b> (4 times: last vs. South Dakota State, 3/17/23)	7
	Michelle Campbell (vs. Western Kentucky [12/29/96])	
	Lisa Leslie (vs. Washington, 2/7/93)	
	Monica Lamb (vs. Oregon, 2/20/87)	
11.	Lisa Leslie (5 times: last vs. San Diego State, 1/3/93)	6
	<b>Rayah Marshall</b> (2 times: last vs. Washington, 2/23/23)	
	Briana Gilbreath (2 times, last at Nebraska, 11/18/11)	
	Monica Lamb (2 times: last vs. Stanford, 2/5/87)	
	Cheryl Miller (2 times: last vs. Arizona State, 2/12/83)	
	Temi Fagbenle (vs. UNLV, 12/6/15)	
	Tina Thompson (vs. Western Illinois, 12/6/96)	
	Michelle Campbell (vs. Washington State, 2/10/95)	
	Paula McGee (vs. Arizona State, 1/17/81)	
	Lisa Widding (vs. Cal State Los Angeles, 12/1/79)	

## FIELD GOALS MADE

1.	Karon Howell (vs. Arizona, 2/18/89)	17
	Cheryl Miller (vs. Louisiana Tech, 1/26/85)	
	Cheryl Miller (vs. Oregon State, 12/22/85)	
5.	Tina Thompson (vs. UCLA, 1/27/96)	16
	Cherie Nelson (vs. California, 3/10/89)	
	Cheryl Miller (vs. Iowa, 11/30/84)	
	Cheryl Miller (vs. Northwestern, 11/30/82)	
9.	Lisa Leslie (vs. Cal, 1/17/91)	15
	Cherie Nelson (vs. Tennessee, 12/6/88)	
	Cherie Nelson (vs. Stanford, 3/5/88)	
	Cheryl Miller (vs. Stanford, 2/20/86)	
	Cheryl Miller (vs. Cal State Fullerton, 1/21/85)	
	Cheryl Miller (vs. Old Dominion, 1/6/84)	
	Paula McGee (vs. San Jose State, 1/5/81)	

## FIELD GOALS ATTEMPTED

1.	Lisa Leslie (vs. Texas, 11/25/90)	33
2.	Cheryl Miller (vs. Long Beach State, 3/5/85)	30
	Paula McGee (vs. Cal State Fullerton, 1/30/82)	
4.	Karon Howell (vs. Arizona, 2/18/89)	29
	Cherie Nelson (vs. Duke, 12/5/87)	
	Cheryl Miller (vs. New Orleans, 12/5/84)	
7.	Lisa Leslie (vs. San Francisco, 12/7/90)	28
	Cherie Nelson (vs. Washington, 1/27/89)	
	Cheryl Miller (vs. Louisiana Tech, 1/26/85)	
10.	Tina Thompson (vs. Marquette, 1/26/94)	27
	Cherie Nelson (vs. Tennessee, 12/6/88)	
	Cheryl Miller (vs. Arizona, 2/28/85)	

## FIELD GOAL PERCENTAGE (min. 10 attempts)

1.	Cheryl Miller (vs. Maryland, 11/30/85)	1.000 (10-of-10)
2.	Cheryl Miller (vs. UCLA, 3/3/84)	.923 (12-of-13)
3.	Temi Fagbenle (at Washington, 1/17/16)	.917 (11-of-12)
	Pam McGee (vs. Oklahoma City, 12/18/82)	
4.	Paula McGee (vs. Pepperdine, 12/21/83)	.909 (10-of-11)
5.	Chloé Kerr (vs. Cal State Fullerton, 12/16/05)	.900 (9-of-10)
	Monica Lamb (vs. UCLA, 1/23/87)	
7.	Pam McGee (vs. Rutgers, 1/8/84)	.867 (13-of-15)
8.	Lisa Leslie (vs. Portland, 3/16/94)	.857 (12-of-14)
	Cheryl Miller (vs. Utah State, 2/28/86)	
	Pam McGee (vs. UCLA, 2/16/83)	
	Kathy Hammond (vs. Arizona State, 1/18/80)	

## 3-POINT FIELD GOAL ATTEMPTS (since 1987-88)

1.	Brynn Cameron (vs. Washington State, 2/3/05)	16
2.	Ashley Corral (vs. UCLA, 3/13/10)	15
3.	Brynn Cameron (3 times: last vs. Arizona, 2/15/09)	14
	Ashley Corral (2 times: last vs. Oregon State, 1/21/12)	
	Mariya Moore (at California, 1/6/19)	
	Aliyah Mazyck (vs. California, 1/21/18)	
5.	Ashley Corral (2 times: last at Oregon, 2/25/10)	13
	Destiny Littleton (at Colorado, 1/29/23)	
	Aliyah Mazyck (at UCLA, 1/20/19)	
	Courtney Jaco (vs. Albany, 12/20/15)	
	Jamie Hagiya (at California, 2/22/07)	
	Eshaya Murphy (vs. California, 12/22/06)	
	Kristin Clark (vs. UCLA, 1/23/98)	
	Karon Howell (vs. Oregon, 2/3/89)	



KARON HOWELL (1986-89)

INDIVIDUAL GAME RECORDS

# USC WOMEN'S BASKETBALL

1983 NCAA CHAMPIONS • 1984 NCAA CHAMPIONS • 1994 PAC-10 CHAMPIONS • 2014 PAC-12 TOURNAMENT CHAMPIONS

## 3-POINT FIELD GOALS MADE (since 1987-88)

- Ashley Corral (3 times: last at Colorado, 3/27/11) ..... 7  
Mariya Moore (at California, 1/6/19)  
Courtney Jaco (vs. UCLA, 1/18/17)
- Ashley Corral (4 times: last vs. Oregon State, 1/21/12) ..... 6  
Aliyah Mazyck (2 times: last at Colorado, 1/12/18)  
Courtney Jaco (2 times: last vs. Albany, 12/20/15)  
Brynn Cameron (2 times: last vs. Oregon State, 12/20/05)  
Destiny Littleton (at Colorado, 1/29/23)  
Aliyah Jeune (vs. UCLA, 1/19/20)  
Shalexus Aaron (vs. Washington, 2/1/19)  
Sadie Edwards (at UTRGV, 12/20/17)  
Ariya Crook (vs. Washington, 1/11/13)  
Erica Mashia (vs. Washington State, 1/7/00)  
Kristin Clark (vs. Washington State, 3/6/97)  
Tammy Story (vs. Texas, 11/25/90)  
Karon Howell (vs. Arizona, 2/18/89)
- Ashley Corral (7 times: last vs. Washington, 2/5/12) ..... 5  
Brynn Cameron (5 times: last vs. UCLA, 2/26/05)  
Aliyah Mazyck (5 times: last vs. Colorado, 3/1/19)  
Courtney Jaco (3 times: last vs. Washington State, 3/3/16)  
Ariya Crook (3 times: last at California, 1/21/14)  
Shalexus Aaron (2 times: vs. Utah, 3/3/19)  
Heather Oliver (2 times: last vs. Arizona State, 3/13/09)  
Camille LeNoir (2 times: last vs. Stanford, 1/6/08)  
Eshaya Murphy (2 times: last vs. Washington, 3/4/06)  
Erica Mashia (2 times: last vs. San Diego State, 12/4/99)  
Kristin Clark (2 times: last vs. UCLA, 1/23/98)  
Alyson Miura (2 times: last vs. Merrimack, 12/3/22)  
Destiny Littleton (Idaho State, 11/12/22)  
Bella Perkins (vs. Washington State, 1/14/22)  
Jordan Sanders (vs. California, 12/21/20)  
Madison Campbell (vs. Loyola Marymount, 11/25/20)  
Mariya Moore (vs. CSUN, 12/16/18)  
Sadie Edwards (vs. Montana State, 11/10/17)  
Jacki Gemelos (at Fresno State, 12/29/10)  
Jamie Hagiya (vs. UC Santa Barbara, 2/26/04)
- Ashley Corral (15 times: last at Arizona State, 1/5/12) ..... 4  
Aliyah Mazyck (11 times: last at Arizona, 1/25/19)  
Eshaya Murphy (11 times: last at Oregon State, 2/1/07)  
Ariya Crook (9 times: last vs. Arizona, 3/6/14)  
Tammy Story (8 times: last vs. Washington State, 2/29/92)  
Courtney Jaco (7 times: last vs. Washington State, 2/17/17)  
Brynn Cameron (6 times: last at Oregon State, 1/4/09)  
Heather Oliver (5 times: last at Oregon State, 2/27/10)  
Karon Howell (4 times: last vs. Texas, 12/28/88)  
Endyia Rogers (4 times: last vs. Arizona State, 1/31/21)  
Alyson Miura (4 times: last at Arizona, 2/26/22)  
Mariya Moore (3 times: last vs. Utah, 3/3/19)  
Sadie Edwards (3 times: last vs. Arizona, 2/11/18)  
Shalexus Aaron (2 times: last at Utah, 2/14/21)  
McKenzie Calvert (2 times: last vs. LMU, 12/18/14)  
Jacki Gemelos (2 times: last vs. Washington, 3/6/11)  
Jamie Hagiya (2 times: last at California, 2/22/07)  
Kristin Clark (2 times: last Washington State, 3/1/98)  
Desiree Caldwell (at Utah, 1/12/20)  
Minyon Moore (vs. Long Beach State, 11/27/16)  
Desiree Bradley (vs. Long Beach State, 12/28/13)  
Jordan Adams (at UC Santa Barbara, 11/27/12)  
Stefanie Gilbreath (vs. Stanford, 2/18/11)  
Briana Gilbreath (at Xavier, 12/2/10)  
Morghan Medlock (at Arizona, 12/28/07)  
Meghan Gnekow (vs. UCLA, 2/26/05)  
Rometra Craig (vs. UCLA, 2/8/03)  
Aisha Hollans (at Washington, 3/17/02)  
Tiffany Elmore (vs. Washington, 1/3/99)  
Tina Thompson (vs. UCLA, 1/27/96)  
Jody Anton (vs. Arizona State, 2/15/96)  
Tracy Atwater (vs. Oregon State, 3/12/94)  
Linda Kennedy (vs. Old Dominion, 11/30/90)  
Paula Pyers (vs. Washington State, 1/30/88)

## 3-POINT FIELD GOAL PERCENTAGE

(min. 4 attempts, since 1987-88)

- Courtney Jaco (vs. Sam Houston State, 11/28/14) ..... 1.000 (4-of-4)  
McKenzie Calvert (vs. LMU, 12/18/14)  
Ariya Crook (vs. UNC Wilmington, 11/29/13)  
Ashley Corral (vs. UC Santa Barbara, 3/17/11)  
Stefanie Gilbreath (vs. Stanford, 2/18/11)  
Karon Howell (vs. Old Dominion, 12/30/87)
- Ashley Corral (2 times: last at Colorado, 3/27/11) ..... .875 (7-of-8)
- Kristin Clark (vs. Washington State, 3/6/97) ..... .857 (6-of-7)
- Alyson Miura (2 times: last vs. Merrimack, 12/3/22) ..... .833 (5-of-6)  
Bella Perkins (vs. Washington State, 1/14/22)  
Aliyah Mazyck (vs. Colorado, 3/1/19)  
Shalexus Aaron (vs. Santa Clara, 1/17/19)  
Courtney Jaco (vs. Washington State, 3/3/16)  
Heather Oliver (vs. Washington State 1/24/09)

- Jamie Hagiya (vs. UC Santa Barbara, 2/26/04)  
Kristin Clark (vs. Arizona, 1/16/97)
- Alyson Miura (vs. Western Michigan, 11/18/21) ..... 800 (4-of-5)  
Ashley Corral (2 times: last vs. California, 12/31/11)  
Sadie Edwards (vs. Mississippi State, 12/18/16)  
Minyon Moore (vs. Long Beach State, 11/27/16)  
Jordan Adams (at UC Santa Barbara, 11/27/12)  
Jacki Gemelos (vs. UCLA, 2/6/11)  
Heather Oliver (at Oregon State, 2/27/10)  
Karon Howell (vs. California, 3/3/88)
- Tammy Story (vs. Texas, 11/15/90) ..... 750 (6-of-8)
- Courtney Jaco (3 times: last vs. Fresno State, 11/23/14) ..... 750 (3-of-4)  
Brynn Cameron (2 times: last at Oregon, 3/7/09)  
Rometra Craig (2 times: last at UCLA, 2/29/04)  
Tracy Atwater (2 times: last vs. California, 1/28/94)  
Destiny Littleton (vs. Utah State, 11/26/22)  
Okako Adika (vs. CSUB, 11/8/22)  
Bella Perkins (vs. CSUB, 11/8/22)  
Shalexus Aaron (at Nevada, 11/25/18)  
Sadie Edwards (vs. Arizona State, 2/9/18)  
Jordan Adams (at Colorado, 1/12/18)  
Alexyz Vaiioletama (at Oregon State, 1/5/15)  
Jacki Gemelos (at Colorado, 3/27/11)  
Briana Gilbreath (at NC State, 12/5/10)  
Camille LeNoir (vs. Washington, 3/4/06)  
Jamie Hagiya (at Washington State, 2/5/04)  
Ebony Hoffman (at Washington, 3/17/02)  
Tina Thompson (vs. Arizona 1/16/97)  
Joni Easterly (vs. Long Beach State, 12/13/91)  
Paula Pyers (vs. Maine, 12/6/87)

## FREE THROWS MADE

- Minyon Moore (at LMU, 12/1/17) ..... 21  
Cheryl Miller (vs. Arizona, 2/28/85)
- Cherie Nelson (vs. California, 3/10/89) ..... 18
- Cherie Nelson (vs. Oregon State, 3/3/89) ..... 16
- Paula McGee (vs. Long Beach State, 3/14/81) ..... 15
- Minyon Moore (vs. Washington State, 2/17/17) ..... 14  
Eshaya Murphy (at Arizona, 1/18/07)  
Lisa Leslie (vs. Stanford, 1/30/94)  
Cheryl Miller (vs. San Diego State, 1/19/84)
- Tina Thompson (2 times: last vs. UCLA 1/27/96) ..... 13  
Cassie Harberts (vs. California, 12/31/11)  
Cherie Nelson (vs. UCLA, 2/10/89)
- Cassie Harberts (3 times: last vs. California, 2/17/13) ..... 12  
Cherie Nelson (2 times: last vs. Arizona State, 1/21/89)  
Jordyn Jenkins (at Washington, 2/11/22)  
Minyon Moore (vs. Colorado, 3/1/19)  
Brianna Barrett (vs. St. John's, 3/22/14)  
Camille LeNoir (vs. UCLA, 1/21/06)  
Erica Mashia (vs. Maine, 12/4/95)  
Tina Thompson (vs. UNC-Charlotte, 12/30/94)  
Cheryl Miller (vs. Texas, 3/30/86)

## FREE THROWS ATTEMPTED

- Cheryl Miller (vs. Arizona, 2/28/85) ..... 26
- Minyon Moore (at LMU, 12/1/17) ..... 23
- Cassie Harberts (at Oregon State, 1/4/13) ..... 20  
Lisa Leslie (vs. Stanford, 1/30/94)  
Cherie Nelson (vs. California, 3/10/89)
- Cherie Nelson (vs. Brigham Young, 12/3/86) ..... 19  
Paula McGee (vs. Long Beach State, 3/14/81)
- Minyon Moore (vs. Colorado, 3/1/19) ..... 18  
Cassie Harberts (vs. Oregon State, 3/7/13)  
Cherie Nelson (vs. Oregon State, 3/3/89)
- Minyon Moore (vs. Washington State, 2/17/17) ..... 17  
Cassie Harberts (vs. UCLA, 2/19/12)  
Tina Thompson (vs. UNC-Charlotte, 12/30/94)  
Cherie Nelson (vs. Arizona State, 1/21/89)  
Cheryl Miller (vs. Arizona, 1/16/86)

## FREE THROW PERCENTAGE (min. 9 attempts)

- Tina Thompson (vs. UCLA, 1/27/96) ..... 1.000 (13-of-13)
- Erica Mashia (vs. Maine, 12/4/95) ..... 1.000 (12-of-12)
- Cheryl Miller (vs. UCLA, 3/6/86) ..... 1.000 (11-of-11)  
Chloé Kerr (vs. Nebraska, 11/26/06)  
Eshaya Murphy (at Utah, 12/4/06)
- Kari LaPlante (vs. Oregon, 1/30/10) ..... 1.000 (10-of-10)  
Lisa Leslie (vs. California, 2/26/94)  
Cherie Nelson (vs. UCLA, 2/11/88)  
Cheryl Miller (vs. Maryland, 11/30/85)
- Minyon Moore (vs. Washington, 2/1/19) ..... 1.000 (9-of-9)  
Briana Gilbreath (vs. UCLA, 1/17/10)  
Ebony Hoffman (at Colorado, 12/21/02)  
Paula Pyers (vs. Oregon State, 2/22/87)
- Jordyn Jenkins (at Washington, 2/11/22) ..... .923 (12-of-13)  
Brianna Barrett (vs. St. John's, 3/22/14)  
Cheryl Miller (vs. Texas, 3/30/86)

INDIVIDUAL GAME RECORDS

# USC WOMEN'S BASKETBALL

1983 NCAA CHAMPIONS • 1984 NCAA CHAMPIONS • 1994 PAC-10 CHAMPIONS • 2014 PAC-12 TOURNAMENT CHAMPIONS

## PROGRAM RECORDS

Consecutive Wins, Season .....	18 .....	1981-82, 1982-83
Consecutive Home Wins, Season .....	16 .....	1983-84
Consecutive Wins, All-Time .....	28 .....	1983
Consecutive Home Wins, All-Time .....	48 .....	1981-1984
Consecutive Losses, Season .....	7 .....	1976-77, 1989-90, 1998-99
Consecutive Home Losses, Season .....	7 .....	1989-90
Consecutive Losses, All-Time .....	7 .....	1989-90, 1998-99
Consecutive Home Losses, All-Time .....	7 .....	1989-90
Most Wins, Season .....	31 .....	1982-83, 1985-86
Most Losses, Season .....	20 .....	1998-99, 2012-13
Best Season Win Percentage .....	.939 (31-2) .....	1982-83
Worst Season Win Percentage .....	.259 (7-20) .....	1998-99
Most Conference Wins, Season .....	16 .....	1993-94
Most Conference Losses, Season .....	15 .....	1998-99
Best Conference Win Percentage .....	1.000 (8-0) .....	1985-86
Worst Conference Win Percentage .....	.125 (1-7) .....	1976-77
Biggest Improvement .....	27.4% .....	2012-13, 11-20 record 2013-14, 22-13 record

## PROGRAM RECORD IN SEASON OPENERS

Overall .....	35-11
When the opening game is at home .....	19-2
When the opening game is on the road .....	9-8
When the opening game is at a neutral site .....	6-1
In first home game of season .....	41-5
In first road/neutral game of season .....	27-19

## PROGRAM RECORD IN CONFERENCE SEASON OPENERS

Overall .....	27-18
When the opening conference game is at home .....	13-5
When the opening conference game is on the road .....	14-12
When the opening conference game is at a neutral site .....	0-1
In first conference home game of season .....	28-17
In first conference road/neutral game of season .....	25-20


## TEAM SINGLE-SEASON RECORDS\*

Most Points, Season .....	3,176 .....	1985-86
Fewest Points, Season .....	1,613 .....	1989-90
Highest Scoring Average, Season .....	88.2 .....	1985-86
Lowest Scoring Average, Season .....	59.7 .....	1989-90
Highest Scoring Margin Per Game .....	+22.6 .....	1985-86
Most Field Goals Made .....	1,271 .....	1985-86
Fewest Field Goals Made .....	634 .....	1997-98
Most Field Goals Attempted .....	2,573 .....	1985-86
Fewest Field Goals Attempted .....	1,626 .....	1997-98
Highest Field Goal Percentage .....	.525 .....	1982-83
Lowest Field Goal Percentage .....	.358 .....	1989-90
Best Field Goal Pct. Defense .....	<b>.354</b> .....	<b>2022-23</b>
Most 3-Pt. Field Goals Made .....	224 .....	2008-09
Most 3-Pt. Field Goals Attempted .....	671 .....	2005-06
Highest 3-Pt. Field Goal Percentage .....	.357 .....	2016-17
Lowest 3-Pt. Field Goal Percentage .....	.241 .....	1989-90
Most Free Throws Made .....	634 .....	1985-86
Most Free Throws Attempted .....	892 .....	1985-86
Highest Free-Throw Percentage .....	.786 .....	2019-20
Most Rebounds .....	1,547 .....	1985-86
Highest Rebounding Average .....	45.9 .....	1993-94, 1981-82
Greatest Rebounding Margin .....	+9.9 .....	1982-83
Most Steals .....	440 .....	1985-86
Highest Steal Average .....	12.2 .....	1985-86, 1981-82
Most Blocked Shots .....	204 .....	1983-84
Highest Blocked Shot Average .....	6.2 .....	1983-84
Most Turnovers .....	635 .....	2002-03
Fewest Turnovers .....	365 .....	2017-18
Most Personal Fouls .....	682 .....	2013-14
Fewest Personal Fouls .....	461 .....	2021-22
Most Disqualifications .....	27 .....	1990-91
Fewest Disqualifications .....	5 .....	1985-86, 1995-96, 2004-05


\*Does not include 2020-21 season – regular-season schedule was shortened due to COVID-19 pandemic (23 games played)



JAMIE HAGIYA (2004-2007)



TASHARA CARTER (1998-2001)



ESHAYA MURPHY (2004-2007)

PROGRAM MILESTONES



# WOMEN OF TROY HISTORY




# USC WOMEN'S BASKETBALL

1983 NCAA CHAMPIONS • 1984 NCAA CHAMPIONS • 1994 PAC-10 CHAMPIONS • 2014 PAC-12 TOURNAMENT CHAMPIONS



TINA THOMPSON (1994-97)



CYNTHIA COOPER (1982-84, 86)

PTS.	PLAYER	OPPONENT	DATE	LOCATION
50	Cherie Nelson, F/C	California	3/10/89	Berkeley, Calif.
49	Tina Thompson, F/C	UCLA	1/27/96	Lyon Center
46	Karon Howell, F	Arizona	2/18/89	Tucson, Ariz.
45	Cheryl Miller, F	Arizona	2/28/85	Tucson, Ariz.
44	Cherie Nelson, F/C	Oregon State	3/3/89	North Gym
43	Cheryl Miller, F	Louisiana Tech	1/26/85	Sports Arena
41	Cherie Nelson, F/C	Stanford	3/5/88	North Gym
40	Cheryl Miller, F	Cal State Fullerton	1/19/85	Fullerton, Calif.
39	Cheryl Miller, F Cheryl Miller, F	Oregon State Northwestern	12/22/85 11/30/82	Sports Arena Sports Arena
38	Cherie Nelson, F/C Cheryl Miller, F Cheryl Miller, F Cheryl Miller, F	UCLA Iowa San Diego State Old Dominion	2/11/88 11/30/84 1/19/84 1/6/84	Sports Arena San Jose, Calif. Columbia, Mo. Norfolk, Va.
37	Cherie Nelson, F/C Cheryl Miller, F Cheryl Miller, F	Arizona State San Diego State Utah	1/22/88 2/23/85 12/22/84	North Gym San Diego, Calif. Sports Arena
36	Mariya Moore, G Tammy Story, G Cherie Nelson, F/C Cheryl Miller, F Cheryl Miller, F Cheryl Miller, F Cheryl Miller, F	California Texas Tennessee Stanford Maryland Stanford Texas	1/6/19 11/25/90 12/6/88 2/20/86 11/30/85 2/20/85 12/29/84	Berkeley, Calif. Lyon Center Knoxville, Tenn. Sports Arena College Park, Md. Palo Alto, Calif. Sports Arena
35	Tina Thompson, F/C Cherie Nelson, F/C Cherie Nelson, F/C Cherie Nelson, F/C Pam McGee, C Pam McGee, C	Marquette Stanford Washington State Arizona Oklahoma City Illinois State	11/26/94 3/10/89 2/24/89 2/19/88 12/18/82 1/6/82	Iowa City, Iowa Stanford, Calif. North Gym Tucson, Ariz. Honolulu, Hawaii Malibu, Calif.
34	Minyon Moore, G Ariya Crook, G	LMU California	12/1/17 1/24/14	Westchester, Calif. Berkeley, Calif.

Aisha Hollans, G	Washington	3/17/02	Seattle, Wash.	
Lisa Leslie, F/C	Stanford	1/30/94	Lyon Center	
Pam McGee, C	Oklahoma City	12/18/82	Honolulu, Hawaii	
Terri Huff, F	Pepperdine	2/4/80	Sports Arena	
<b>33</b>	<b>Rayah Marshall, F</b> Eshaya Murphy Lisa Leslie, F/C Lisa Leslie, F/C Cherie Nelson, F/C Cherie Nelson, F/C Cherie Nelson, F/C Cherie Nelson, F/C Cheryl Miller, F Pam McGee, C Paula McGee, F Paula McGee, F Kathy Hammond, F	Oregon State Colorado Arizona California UCLA North Carolina Washington Old Dominion BYU Missouri Tennessee San Jose State Wayland Baptist	12/30/22 12/2/06 2/20/94 1/17/91 2/10/89 12/1/88 2/27/88 12/30/87 11/22/85 11/30/83 12/6/82 1/5/81 11/23/78	Corvallis, Ore. Boulder, Colo. Lyon Center Berkeley, Calif. Westwood, Calif. Chapel Hill, N.C. North Gym Norfolk, Vir. Sports Arena Sports Arena Knoxville, Tenn. Sports Arena SLO, Calif.
<b>32</b>	Alissa Pili, F Minyon Moore, G Ashley Corral, G Tina Thompson, F/C Tina Thompson, F/C Lisa Leslie, F/C Cherie Nelson, F/C Cherie Nelson, F/C Cherie Nelson, F/C Cherie Nelson, F/C Cherie Nelson, F/C Cheryl Miller, F Cheryl Miller, F	Washington State Washington State Colorado Washington Arizona California Arizona State Ohio State Arizona North Carolina BYU Stanford Ohio State	2/23/20 2/17/17 3/27/11 3/8/97 2/17/96 2/14/92 1/21/89 12/18/87 1/9/87 12/27/86 12/3/86 1/25/86 12/23/83	Pullman, Wash. Galen Center Boulder, Colo. Lyon Center Tucson, Ariz. Lyon Center Sports Arena North Gym Tucson, Ariz. Coral Gables, Fla. Provo, Utah Palo Alto, CA Sports Arena
<b>31</b>	Cassie Harberts, F Tina Thompson, F/C Lisa Leslie, F/C Lisa Leslie, F/C Lisa Leslie, F/C Cherie Nelson, F/C Cherie Nelson, F/C Cheryl Miller, F Cheryl Miller, F Cheryl Miller, F Cheryl Miller, F Paula McGee, F Paula McGee, F Pam McGee, C Kathy Hammond, F	Washington State UCSB Washington St. Washington Arizona State Arizona State Washington Long Beach St. Texas Tennessee Georgia Kent State San Jose State Long Beach State Arizona Arizona State	3/9/11 12/19/96 1/15/94 2/7/93 3/6/92 2/29/88 1/28/88 1/28/86 12/10/85 1/8/85 12/15/83 3/13/82 12/12/81 3/14/81 1/16/81 12/10/77	Galen Center Lyon Center Lyon Center Lyon Center Lyon Center Tempe, Ariz. Seattle, Wash. Long Beach, Calif. Austin, Texas Knoxville, Tenn. Sports Arena Sports Arena San Jose, Calif. Malibu, Calif. Tucson, Ariz. North Gym
<b>30</b>	Kadi Sissoko, F Endyia Rogers, G Endyia Rogers, G Aliyah Mazyck, G Mariya Moore, G Sadie Edwards, G Cassie Harberts, F Eshaya Murphy Kristin Clark, G Tina Thompson, F/C Tina Thompson, F/C Lisa Leslie, F/C Lisa Leslie, F/C Lisa Leslie, F/C Monica Lamb, C Cheryl Miller, F Cheryl Miller, F Cheryl Miller, F Cheryl Miller, F Pam McGee, C Cynthia Cooper, G Paula McGee, F	California Arizona State Arizona State Colorado Oregon Montana State Oregon Arizona Seton Hall New Orleans Washington State California Arizona Texas Oregon State Utah State Old Dominion Stanford San Francisco Arizona UCLA UCLA	2/19/23 1/31/21 1/31/20 3/1/19 2/24/19 11/10/17 1/19/14 1/18/07 12/27/97 12/28/96 2/10/95 2/26/94 1/11/91 11/25/90 1/15/87 2/28/86 1/3/86 3/10/85 12/5/83 2/13/82 2/4/82 3/13/81	Berkeley, Calif. Tempe, Ariz. Tempe, Ariz. Galen Center Eugene, Ore. Galen Center Galen Center Tucson, Ariz. Sports Arena Sports Arena Lyon Center Berkeley, Calif. Lyon Center Lyon Center Sports Arena Anchorage, Alaska Riverside, Calif. North Gym Sports Arena Tucson, Ariz. Pauley Pavilion Malibu, Calif.

30-POINT GAMES

# USC WOMEN'S BASKETBALL

1983 NCAA CHAMPIONS • 1984 NCAA CHAMPIONS • 1994 PAC-10 CHAMPIONS • 2014 PAC-12 TOURNAMENT CHAMPIONS

## SCORING

Year	Name	Gm.	Pts.	Avg.
2022-23	Kadi Sissoko	26	401	15.4
	Destiny Littleton	31	433	14.0
2021-22	Jordyn Jenkins	26	384	14.8
2020-21	Endyia Rogers	23	340	14.8
2019-20	Alissa Pili	31	504	16.3
2018-19	Aliyah Mazyck	24	366	15.3
	Minyon Moore	28	413	14.8
2017-18	Kristen Simon	31	528	17.0
2016-17	Kristen Simon	27	393	14.6
2015-16	Temí Fagbenle	32	436	13.6
2014-15	Alexyz Vaoletama	27	324	12.0
2013-14	Ariya Crook	31	491	15.8
	Cassie Harberts	35	539	15.4
2012-13	Cassie Harberts	31	559	18.0
2011-12	Briana Gilbreath	28	344	12.3
2010-11	Briana Gilbreath	37	532	14.1
2009-10	Ashley Corral	31	469	15.1
2008-09	Camille LeNoir	32	423	13.2
2007-08	Nadia Parker	28	340	12.1
2006-07	Eshaya Murphy	30	536	17.9
2005-06	Eshaya Murphy	31	546	17.8
2004-05	Brynn Cameron	31	304	9.8
2003-04	Ebony Hoffman	28	417	14.9
2002-03	Ebony Hoffman	31	504	16.3
2001-02	Aisha Hollans	29	510	17.6
2000-01	Ebony Hoffman	28	350	12.5
1999-00	Danielle Golay	30	331	11.0
1998-99	Adrain Williams	23	340	14.8
1997-98	Kristin Clark	27	431	16.0
1996-97	Tina Thompson	29	653	22.5
1995-96	Tina Thompson	27	623	23.1
1994-95	Tina Thompson	28	545	19.5
1993-94	Lisa Leslie	30	657	21.9
1992-93	Lisa Leslie	29	543	18.7
1991-92	Lisa Leslie	31	632	20.4
1990-91	Lisa Leslie	30	582	19.4
1989-90	Tammy Hammond	27	338	12.5
1988-89	Cherie Nelson	26	679	26.1
1987-88	Cherie Nelson	30	714	23.8
1986-87	Cherie Nelson	30	604	20.1
1985-86	Cheryl Miller	32	814	25.4
1984-85	Cheryl Miller	30	805	26.8
1983-84	Cheryl Miller	33	726	22.0
1982-83	Cheryl Miller	33	673	20.4
1981-82	Paula McGee	27	546	20.2
1980-81	Paula McGee	34	683	20.1
1979-80	Terri Huff	34	460	13.5
1978-79	Kathy Hammond	31	509	16.4
1977-78	Kathy Hammond	24	443	18.5
1976-77	Katy Wright	20	266	13.3



EBONY HOFFMAN (2001-2004)



BRIANA GILBREATH (2009-12)

## SCORING (CONF. GAMES)

Year	Name	Gm.	Pts.	Avg.
2022-23	Kadi Sissoko	14	215	15.4
	Destiny Littleton	18	265	14.7
2021-22	Jordyn Jenkins	15	268	17.9
2020-21	Endyia Rogers	18	272	15.1
2019-20	Alissa Pili	18	350	19.4
2018-19	Aliyah Mazyck	16	269	16.8
2017-18	Aliyah Mazyck	18	314	17.4
2016-17	Kristen Simon	15	205	13.7
2015-16	Temí Fagbenle	18	257	14.3
2014-15	Alexyz Vaoletama	16	190	11.9
2013-14	Cassie Harberts	18	312	17.3
2012-13	Cassie Harberts	18	335	18.6
2011-12	Ashley Corral	18	228	12.7
2010-11	Briana Gilbreath	18	281	15.6
2009-10	Ashley Corral	18	268	14.9
2008-09	Camille LeNoir	18	246	13.7
2007-08	Nadia Parker	17	213	12.5
2006-07	Eshaya Murphy	18	317	17.6
2005-06	Eshaya Murphy	18	335	18.6
2004-05	Brynn Cameron	18	186	10.3
2003-04	Ebony Hoffman	18	266	14.8
2002-03	Ebony Hoffman	18	308	17.1
2001-02	Aisha Hollans	17	263	15.5
2000-01	Ebony Hoffman	18	261	14.5
1999-00	Tiffany Elmore	17	207	12.2
1998-99	Adrian Williams	18	260	14.4
1997-98	Kristin Clark	18	299	16.6
1996-97	Tina Thompson	18	402	22.2
1995-96	Tina Thompson	18	429	23.8
1994-95	Tina Thompson	18	337	18.7
1993-94	Lisa Leslie	18	401	22.3
1992-93	Lisa Leslie	18	332	18.4
1991-92	Lisa Leslie	18	364	20.2
1990-91	Lisa Leslie	18	343	19.1
1989-90	Tammy Hammond	18	240	13.3
1988-89	Cherie Nelson	16	414	25.9
1987-88	Cherie Nelson	18	455	25.3
1986-87	Cherie Nelson	18	382	21.2
1985-86	Cheryl Miller	8	211	26.4
1984-85	Cheryl Miller	14	333	27.4
1983-84	Cheryl Miller	14	310	22.1
1982-83	Cheryl Miller	14	300	21.4
1981-82	Pam McGee	12	219	18.3
1980-81	Paula McGee	12	238	19.8
1979-80	Terri Huff	12	138	11.5
1978-79	Kathy Hammond	8	131	16.4
1977-78	Kathy Hammond	8	120	15.0
1976-77	Katy Wright	8	124	15.5


ANNUAL LEADERS

# USC WOMEN'S BASKETBALL


1983 NCAA CHAMPIONS • 1984 NCAA CHAMPIONS • 1994 PAC-10 CHAMPIONS • 2014 PAC-12 TOURNAMENT CHAMPIONS

## REBOUNDING

Year	Name	Gm.	Reb.	Avg.
2022-23	Rayah Marshall	28	322	11.5
2021-22	Rayah Marshall	28	216	7.7
2020-21	Endyia Rogers	23	101	4.4
2019-20	Alissa Pili	31	247	9.0
2018-19	Minyon Moore	28	155	5.5
2017-18	Kristen Simon	31	285	9.2
2016-17	Kristen Simon	27	234	8.7
2015-16	Temi Fagbenle	32	277	8.7
2014-15	Kaneisha Horn	30	206	6.9
	Alexyz Vaiolatama	27	190	6.9
2013-14	Alexyz Vaiolatama	35	268	7.7
2012-13	Cassie Harberts	31	254	8.2
2011-12	Christina Marinacci	29	215	7.4
2010-11	Briana Gilbreath	37	269	7.3
2009-10	Briana Gilbreath	31	182	5.9
2008-09	Briana Gilbreath	32	173	5.4
2007-08	Nadia Parker	28	182	6.5
2006-07	Eshaya Murphy	30	253	8.4
2005-06	Eshaya Murphy	31	225	7.3
2004-05	Meghan Gnekow	30	175	5.8
2003-04	Ebony Hoffman	28	227	8.1
2002-03	Ebony Hoffman	31	303	9.8
2001-02	Ebony Hoffman	28	250	8.9
2000-01	Ebony Hoffman	28	223	8.0
1999-00	Tiffany Washington	29	188	6.5
1998-99	Adrain Williams	23	191	8.3
1997-98	Adrain Williams	27	185	6.9
1996-97	Tina Thompson	29	306	10.6
1995-96	Tina Thompson	27	252	9.3
1994-95	Tina Thompson	28	294	10.5
1993-94	Lisa Leslie	30	369	12.3
1992-93	Lisa Leslie	29	285	9.8
1991-92	Lisa Leslie	31	261	8.4
1990-91	Lisa Leslie	30	299	10.0
1989-90	Rosalind Hodge	27	219	8.1
1988-89	Cherie Nelson	26	248	9.5
1987-88	Cherie Nelson	30	324	10.8
1986-87	Cherie Nelson	30	348	11.6
1985-86	Cheryl Miller	32	390	12.2
1984-85	Cheryl Miller	30	474	15.8
1983-84	Cheryl Miller	33	350	10.6
1982-83	Pam McGee	33	329	10.0
1981-82	Pam McGee	27	312	11.6
1980-81	Paula McGee	34	313	9.2
1979-80	Anna Maria Lopez	29	220	7.6
1978-79	Anna Maria Lopez	20	188	9.4
1977-78	Katy Wright	24	220	9.1
1976-77	Dorothy Bolger	15	130	8.6



NICKY MCCRIMMON (1993-94)



ANNA MARIA LOPEZ (1978-80)

## REBOUNDING (CONF. GAMES)

Year	Name	Gm.	Reb.	Avg.
2022-23	Rayah Marshall	17	155	12.1
2021-22	Rayah Marshall	17	126	7.4
2020-21	Endyia Rogers	18	79	4.4
2019-20	Alissa Pili	18	147	8.2
2018-19	Minyon Moore	17	100	5.9
2017-18	Kristen Simon	18	169	9.4
2016-17	Kristen Simon	15	117	7.8
2015-16	Temi Fagbenle	18	163	9.1
2014-15	Alexyz Vaiolatama	16	121	7.6
	Kaneisha Horn	18	127	7.1
2013-14	Cassie Harberts	18	140	7.8
2012-13	Cassie Harberts	18	152	8.4
2011-12	Christina Marinacci	18	147	8.2
2010-11	Briana Gilbreath	18	131	7.3
2009-10	Briana Gilbreath	18	103	5.7
2008-09	Briana Gilbreath	18	108	6.0
2007-08	Nadia Parker	17	111	6.5
2006-07	Eshaya Murphy	18	142	7.9
2005-06	Eshaya Murphy	18	139	7.7
2004-05	Eshaya Murphy	18	103	5.7
2003-04	Ebony Hoffman	18	143	7.9
2002-03	Ebony Hoffman	18	169	9.4
2001-02	Ebony Hoffman	16	157	9.8
2000-01	Ebony Hoffman	18	144	8.0
1999-00	Tiffany Washington	17	121	7.1
1998-99	Adrain Williams	18	130	7.2
1997-98	Adrain Williams	18	130	7.2
1996-97	Tina Thompson	18	191	10.6
1995-96	Tina Thompson	18	165	9.2
1994-95	Tina Thompson	18	185	10.3
1993-94	Lisa Leslie	18	235	13.1
1992-93	Lisa Leslie	18	164	9.1
1991-92	Lisa Leslie	18	156	8.7
1990-91	Lisa Leslie	18	147	8.2
1989-90	Rosalind Hodge	18	138	7.7
1988-89	Cherie Nelson	16	155	9.7
1987-88	Cherie Nelson	18	206	11.4
1986-87	Cherie Nelson	18	206	11.4
1985-86	Cheryl Miller	8	96	12.0
1984-85	Cheryl Miller	14	202	14.4
1983-84	Cheryl Miller	14	143	10.2
1982-83	Cheryl Miller	14	152	10.9
1981-82	Pam McGee	12	138	11.5
1980-81	Pam McGee	12	110	9.2
1979-80	Anna Maria Lopez	12	93	7.8
1978-79	Anna Maria Lopez	8	79	9.9
1977-78	Katy Wright	8	76	9.5
1976-77	Katy Wright	8	75	9.4




# USC WOMEN'S BASKETBALL

1983 NCAA CHAMPIONS • 1984 NCAA CHAMPIONS • 1994 PAC-10 CHAMPIONS • 2014 PAC-12 TOURNAMENT CHAMPIONS

## ASSISTS

Year	Name	Gm.	Ast.	Avg.
2022-23	Destiny Littleton	31	114	3.7
2021-22	Desiree Caldwell	27	90	3.3
2020-21	Endyia Rogers	23	99	4.3
2019-20	Desiree Caldwell	31	96	3.1
2018-19	Minyon Moore	28	166	5.9
2017-18	Minyon Moore	31	165	5.3
2016-17	Minyon Moore	30	119	4.0
2015-16	Brianna Barrett	16	93	5.8
2014-15	Jordan Adams	29	111	3.8
2013-14	Brianna Barrett	35	100	2.9
2012-13	Brianna Barrett	31	95	3.1
2011-12	Ashley Corral	30	96	3.2
2010-11	Ashley Corral	35	129	3.7
2009-10	Ashley Corral	31	154	5.0
2008-09	Camille LeNoir	32	126	3.9
2007-08	Camille LeNoir	28	113	4.0
2006-07	Jamie Hagiya	30	133	4.4
2005-06	Camille LeNoir	31	127	4.1
2004-05	Jamie Hagiya	31	101	3.3
2003-04	Jamie Hagiya	28	73	2.6
2002-03	Jessica Cheeks	22	90	4.1
2001-02	Jessica Cheeks	30	112	3.7
2000-01	Jessica Cheeks	27	70	2.6
1999-00	Erica Mashia	30	69	2.3
1998-99	Tashara Carter	27	48	1.8
1997-98	Kristin Clark	27	99	3.7
1996-97	Erica Jackson	29	122	4.2
1995-96	Erica Mashia	27	87	3.2
1994-95	Erica Jackson	28	103	3.6
1993-94	Nicky McCrimmon	26	162	6.2
1992-93	Nicky McCrimmon	28	119	4.3
1991-92	Tammy Story	31	110	3.5
1990-91	Tammy Story	30	132	4.4
1989-90	Tammy Story	30	92	3.4
1988-89	Tammy Story	28	88	3.1
1987-88	Paula Pyers	30	181	6.0
1986-87	Rhonda Windham	26	174	6.6
1985-86	Rhonda Windham	36	171	4.8
1984-85	Rhonda Windham	28	193	6.8
1983-84	Cheryl Miller	33	120	3.6
1982-83	Rhonda Windham	33	197	5.9
1981-82	Thera Smith	27	166	6.2



TAMMY STORY (1989-92)



CAMILLE LENOIR (2005-09)

## ASSISTS (CONFERENCE GAMES)

Year	Name	Gm.	Ast.	Avg.
2022-23	Destiny Littleton	18	58	3.2
2021-22	Desiree Caldwell	17	61	3.6
2020-21	Endyia Rogers	18	73	4.1
2019-20	Endyia Rogers	18	57	3.2
2018-19	Minyon Moore	17	99	5.8
2017-18	Minyon Moore	18	103	5.7
2016-17	Minyon Moore	18	56	3.1
2015-16	Courtney Jaco	18	39	2.2
2014-15	Jordan Adams	18	57	3.2
2013-14	Brianna Barrett	18	51	2.8
2012-13	Brianna Barrett	18	68	3.8
2011-12	Ashley Corral	18	67	3.7
2010-11	Ashley Corral	17	64	3.2
2009-10	Ashley Corral	18	83	4.6
2008-09	Camille LeNoir	18	71	3.9
2007-08	Camille LeNoir	17	71	4.2
2006-07	Jamie Hagiya	18	69	3.8
2005-06	Camille LeNoir	18	72	4.0
2004-05	Jamie Hagiya	18	65	3.6
2003-04	Jamie Hagiya	18	47	2.6
2002-03	Jessica Cheeks	11	58	5.3
2001-02	Jessica Cheeks	18	70	3.9
2000-01	Jessica Cheeks	18	54	3.0
1999-00	Erica Mashia	18	45	2.5
1998-99	Tashara Carter	18	47	2.6
1997-98	Kristin Clark	18	67	3.7
1996-97	Erica Jackson	18	80	4.5
1995-96	Erica Mashia	18	62	3.8
1994-95	Erica Jackson	18	51	2.8
1993-94	Nicky McCrimmon	14	77	5.5
1992-93	Nicky McCrimmon	18	72	4.0
1991-92	Tammy Story	18	66	3.6
1990-91	Tammy Story	18	72	4.0
1989-90	Tammy Story	18	66	3.6
1988-89	Tammy Story	18	65	3.6
1987-88	Paula Pyers	18	103	5.7
1986-87	Rhonda Windham	18	133	7.3
1985-86	Rhonda Windham	8	28	3.5
1984-85	Rhonda Windham	14	102	7.2
1983-84	Cynthia Cooper	14	73	5.2
1982-83	Rhonda Windham	14	82	5.8
1981-82	Thera Smith	12	69	5.8


ANNUAL LEADERS

# USC WOMEN'S BASKETBALL

1983 NCAA CHAMPIONS • 1984 NCAA CHAMPIONS • 1994 PAC-10 CHAMPIONS • 2014 PAC-12 TOURNAMENT CHAMPIONS

## STEALS

Year	Name	Gm.	Stl	Avg.
2022-23	Kayla Williams	31	48	1.6
2021-22	Jordan Sanders	23	37	1.6
2020-21	Jordan Sanders	20	24	1.2
2019-20	Aliyah Jeune	25	43	1.7
2018-19	Minyon Moore	28	74	2.6
2017-18	Minyon Moore	31	89	2.9
2016-17	Minyon Moore	30	58	1.9
2015-16	Temi Fagbenle	32	56	1.8
2014-15	Brianna Barrett	30	60	2.0
2013-14	Alexyz Vaioletama	35	63	1.8
2012-13	Brianna Barrett	31	51	1.6
2011-12	Christina Marinacci	29	43	1.5
2010-11	Briana Gilbreath	37	91	2.5
2009-10	Briana Gilbreath	31	56	1.8
2008-09	Briana Gilbreath	32	52	1.6
2007-08	Camille LeNoir	28	55	2.0
2006-07	Eshaya Murphy	30	62	2.1
2005-06	Eshaya Murphy	31	75	2.4
2004-05	Eshaya Murphy	31	54	1.7
2003-04	Rometra Craig	28	60	2.1
2002-03	Ebony Hoffman	31	78	2.5
2001-02	Ebony Hoffman	28	68	2.4
2000-01	Jessica Cheeks	27	48	1.8
1999-00	Tashara Carter	30	49	1.6
1998-99	Tashara Carter	27	54	2.0
1997-98	Kristin Clark	27	77	2.9
1996-97	Kristin Clark	29	78	2.7
1995-96	Tina Thompson	27	37	1.4
1994-95	Audrey Gomez	27	59	2.2
1993-94	Lisa Leslie	30	69	2.3
1992-93	Lisa Leslie	29	60	2.1
1991-92	Tammy Story	31	65	2.1
1990-91	Tammy Story	30	96	3.2
1989-90	Tammy Story	27	91	3.4
1988-89	Tammy Story	28	57	2.0
1987-88	Paula Pyers	30	84	2.8
1986-87	Karon Howell	30	64	2.1
1985-86	Cheryl Miller	32	127	3.9
1984-85	Cheryl Miller	30	116	3.8
1983-84	Cheryl Miller	33	104	3.2
1982-83	Cheryl Miller	33	115	3.5
1981-82	Thera Smith	27	90	3.3



ERICA JACKSON (1994-97)



COURTNEY JACO (2014-17)

## STEALS (CONFERENCE GAMES)

Year	Name	Gm.	Stl	Avg.
2022-23	Rayah Marshall	17	19	1.1
	Destiny Littleton	18	19	1.1
	Kadi Sissoko	16	17	1.2
2021-22	Rayah Marshall	17	20	1.2
2020-21	Angel Jackson	16	16	1.0
2019-20	Kayla Overbeck	18	31	1.7
2018-19	Minyon Moore	17	43	2.5
2017-18	Minyon Moore	18	54	3.0
2016-17	Courtney Jaco	18	28	1.6
2015-16	Temi Fagbenle	18	33	1.8
2014-15	Brianna Barrett	18	29	1.6
2013-14	Alexyz Vaioletama	18	40	2.2
2012-13	Brianna Barrett	18	35	1.9
2011-12	Christina Marinacci	18	28	1.6
2010-11	Briana Gilbreath	18	47	2.6
2009-10	Briana Gilbreath	18	37	2.1
2008-09	Briana Gilbreath	18	37	2.1
2007-08	Camille LeNoir	17	31	1.8
2006-07	Eshaya Murphy	18	35	1.9
2005-06	Eshaya Murphy	18	42	2.3
2004-05	Eshaya Murphy	18	31	1.7
2003-04	Rometra Craig	18	39	2.2
2002-03	Ebony Hoffman	18	42	2.3
2001-02	Jessica Cheeks	18	47	2.6
2000-01	Tashara Carter	18	32	1.8
1999-00	Tashara Carter	18	35	1.9
1998-99	Kristin Clark	18	47	2.6
1997-98	Kristin Clark	18	47	2.6
1996-97	Kristin Clark	18	51	2.8
1995-96	Tina Thompson	18	27	1.5
1994-95	Audrey Gomez	17	36	2.1
1993-94	Nicky McCrimmon	18	42	2.3
1992-93	Lisa Leslie	18	30	1.7
191-92	Tammy Story	18	40	2.2
1990-91	Tammy Story	18	55	3.1
1989-90	Tammy Story	18	63	3.5
1988-89	Tammy Story	18	42	2.3
1987-88	Karon Howell	18	49	2.7
1986-87	Karon Howell	18	41	2.3
1985-86	Cheryl Miller	8	39	4.9
1984-85	Cheryl Miller	14	61	4.3
1983-84	Cheryl Miller	14	42	3.0
1982-83	Cheryl Miller	14	41	2.9
1981-82	Thera Smith	12	37	3.1

ANNUAL LEADERS



In Loving Memory of  
Audrey Gomez  
1973-2001


USC Women's Basketball  
1995-1996

AUDREY GOMEZ '96: Following graduation she worked as a youth counselor at the Price Family Campus of Girls and Boys Town in Los Angeles.



# USC WOMEN'S BASKETBALL

1983 NCAA CHAMPIONS • 1984 NCAA CHAMPIONS • 1994 PAC-10 CHAMPIONS • 2014 PAC-12 TOURNAMENT CHAMPIONS



USC VS. UCLA  
FEB. 10, 2007  
GALEN CENTER SELLOUT CROWD  
USC & PAC-10 RECORD

## TOP SINGLE GAME HOME CROWDS

	Date	Opponent	Location	Crowd
1.	Feb. 10, 2007	UCLA	Galen Center	9,749
2.	Feb. 2, 2009	UCLA	Galen Center	8,722
2.	Jan. 21, 2006	UCLA	Sports Arena	8,667
3.	Dec. 28, 1982	Rutgers	Sports Arena	8,641
4.	Jan. 19, 2008	UCLA	Galen Center	8,545
5.	Jan. 26, 1985	Louisiana Tech	Sports Arena	7,538
6.	Feb. 6, 1981	UCLA	Sports Arena	7,000
	Jan. 9, 1982	Old Dominion	Sports Arena	
	Feb. 16, 1985	Long Beach State	Sports Arena	
9.	Dec. 29, 1982	Old Dominion	Sports Arena	6,641
10.	Dec. 7, 2003	Connecticut	Sports Arena	6,172
11.	Feb. 22, 1986	Long Beach State	Sports Arena	5,696
12.	Nov. 10, 2006	Long Beach State	Galen Center	5,617
13.	Feb. 1, 1985	Arizona State	Sports Arena	5,500
14.	Feb. 26, 2005	UCLA	Sports Arena	5,222
15.	Dec. 15, 1983	Georgia	Sports Arena	5,200
16.	March 24, 1984	Long Beach State	Sports Arena	5,160
17.	Feb. 26, 1983	San Diego State	Sports Arena	5,127
18.	Jan. 17, 2010	UCLA	Galen Center	4,839
19.	Feb. 19, 1983	Long Beach State	Sports Arena	4,708
20.	March 7, 1985	UCLA	Sports Arena	4,700
21.	Dec. 29, 1984	Texas	Sports Arena	4,638
22.	Dec. 23, 1983	Ohio State	Sports Arena	4,600
23.	Feb. 8, 2003	UCLA	Sports Arena	4,354
24.	Feb. 8, 2014	UCLA	Galen Center	4,254
25.	March 1, 2020	Colorado	Galen Center	4,227
26.	Jan. 31, 2004	Oregon	Sports Arena	4,078
27.	Jan. 19, 2002	Arizona State	Sports Arena	3,808
28.	Feb. 16, 1983	UCLA	Sports Arena	3,745
29.	March 22, 1984	Montana	Sports Arena	3,718
30.	Feb. 4, 1984	Long Beach State	Sports Arena	3,563
31.	Feb. 28, 2016	Arizona	Galen Center	3,433
32.	Dec. 14, 2002	Tennessee	The GW Forum	3,322
33.	Jan. 27, 2013	Arizona	Galen Center	3,227
34.	Feb. 9, 2002	UCLA	Sports Arena	3,217
35.	Dec. 8, 1983	Tennessee	Sports Arena	3,200
36.	March 6, 1982	UCLA	Sports Arena	3,122
37.	Jan. 12, 1980	Old Dominion	Sports Arena	3,120
38.	Dec. 15, 2022	UCLA	Galen Center	3,109
39.	Feb. 5, 2005	Washington	Sports Arena	3,092
40.	Nov. 26, 2004	Notre Dame	Sports Arena	3,085

## TOP SINGLE GAME HOME CROWDS AT USC LYON CENTER

1. Jan. 29, 2006 ..... Stanford ..... 1,618
2. Feb. 4, 1994 ..... UCLA ..... 1,609
3. Feb. 22, 1997 ..... UCLA ..... 1,417
4. Jan. 20, 2001 ..... Arizona State ..... 1,410
5. March 8, 1991 ..... UCLA ..... 1,296

## TOP SINGLE GAME HOME CROWDS AT NORTH GYM

1. Feb. 12, 1983 ..... Arizona State ..... 1,443
2. March 5, 1988 ..... Stanford ..... 1,206
3. March 10, 1985 ..... Stanford ..... 1,200
- Feb. 11, 1983 ..... Arizona ..... 1,200
5. March 7, 1987 ..... Washington State ..... 817



ATTENDANCE RECORDS

# USC WOMEN'S BASKETBALL

1983 NCAA CHAMPIONS • 1984 NCAA CHAMPIONS • 1994 PAC-10 CHAMPIONS • 2014 PAC-12 TOURNAMENT CHAMPIONS

## COACHES YEAR-BY-YEAR

Year	Head Coach	Conf.	Pct.	Place	Conf. Tourn. [Seed]	Finish	Overall	Pct.	Postseason (Record)
1976-77	Marci Cantrell	1-7	.125	--			5-16	.238	—
1977-78	Linda Sharp	3-5	.600	4th			11-13	.458	—
1978-79	Linda Sharp	4-4	.500	3rd			21-10	.679	WIAW Region 8 (1-2)
1979-80	Linda Sharp	9-3	.750	2nd			22-12	.647	AIW Regionals (0-2)
1980-81	Linda Sharp	9-3	.750	2nd			26-8	.765	AIW Final Four, 4th place (5-2)
1981-82	Linda Sharp	9-3	.750	2nd			23-4	.851	NCAA Regional Final (2-1)
1982-83	Linda Sharp	13-1	.929	1st			31-2	.939	<b>NCAA CHAMPION</b> (5-0)
1983-84	Linda Sharp	13-1	.929	t1st			29-4	.879	<b>NCAA CHAMPION</b> (5-0)
1984-85	Linda Sharp	10-4	.714	t2nd			21-9	.700	NCAA Regionals (1-1)
1985-86	Linda Sharp	8-0	1.000	1st			31-5	.861	NCAA Final Four, 2nd place (4-1)
1986-87	Linda Sharp	15-3	.833	1st			22-8	.733	NCAA Regionals (1-1)
1987-88	Linda Sharp	15-3	.833	2nd			22-8	.733	NCAA Regionals (1-1)
1988-89	Linda Sharp	8-10	.444	t4th			12-16	.429	—
1989-90	Marianne Stanley	6-12	.333	7th			8-19	.296	—
1990-91	Marianne Stanley	11-7	.611	3rd			18-12	.600	NCAA Second Round (1-1)
1991-92	Marianne Stanley	14-4	.778	2nd			23-8	.742	NCAA Regional Final (2-1)
1992-93	Marianne Stanley	14-4	.778	2nd			22-7	.759	NCAA Regionals (1-1)
1993-94	Cheryl Miller	16-2	.889	1st			26-4	.867	NCAA Midwest Regional Final (3-1)
1994-95	Cheryl Miller	10-8	.556	5th			18-10	.643	NCAA First Round (0-1)
1995-96	Fred Williams	8-10	.444	t6th			13-14	.481	—
1996-97	Fred Williams	13-5	.722	3rd			20-9	.690	NCAA Second Round (1-1)
1997-98	Chris Gobrecht	7-11	.389	6th			12-15	.444	—
1998-99	Chris Gobrecht	3-15	.167	t9th			7-20	.259	—
1999-00	Chris Gobrecht	10-8	.556	5th			16-14	.533	WNIT Second Round (1-1)
2000-01	Chris Gobrecht	8-10	.444	t6th			13-15	.897	—
2001-02	Chris Gobrecht	11-7	.611	t4th	[4] Pac-10 Quarterfinals		16-14	.533	WNIT Second Round (1-1)
2002-03	Chris Gobrecht	8-10	.444	t5th	[7] Pac-10 Quarterfinals		14-17	.452	—
2003-04	Chris Gobrecht	11-7	.611	t3rd	[3] Pac-10 Quarterfinals		15-13	.536	—
2004-05	Mark Trakh	12-6	.667	t2nd	[4] Pac-10 Semifinals		20-11	.645	NCAA Second Round (1-1)
2005-06	Mark Trakh	11-7	.611	t4th	[5] Pac-10 Semifinals		19-12	.613	NCAA Second Round (1-1)
2006-07	Mark Trakh	10-8	.556	5th	[5] Pac-10 Semifinals		17-13	.567	—
2007-08	Mark Trakh	10-8	.556	4th	[4] Pac-10 Quarterfinals		17-13	.567	—
2008-09	Mark Trakh	9-9	.500	t4th	[6] Pac-10 Final		17-15	.531	—
2009-10	Michael Cooper	12-6	.667	3rd	[3] Pac-10 Semifinals		19-12	.613	—
2010-11	Michael Cooper	10-8	.556	4th	[5] Pac-10 Quarterfinals		24-13	.648	WNIT Finalist (5-1)
2011-12	Michael Cooper	12-6	.667	3rd	[3] Pac-12 Quarterfinals		18-12	.600	—
2012-13	Michael Cooper	7-11	.389	7th	[7] Pac-12 Quarterfinals		11-20	.355	—
2013-14	Cynthia Cooper-Dyke	11-7	.611	t4th	[5] <b>PAC-12 CHAMPION</b>		22-13	.628	NCAA First Round (0-1)
2014-15	Cynthia Cooper-Dyke	7-11	.389	t7th	[8] Pac-12 First Round		15-15	.500	—
2015-16	Cynthia Cooper-Dyke	6-12	.333	8th	[8] Pac-12 Quarterfinals		19-13	.594	—
2016-17	Cynthia Cooper-Dyke	5-13	.278	t-9th	[9] Pac-12 First Round		14-16	.467	—
2017-18	Mark Trakh	9-9	.500	7th	[7] Pac-12 Quarterfinals		20-11	.645	—
2018-19	Mark Trakh	7-11	.389	9th	[9] Pac-12 First Round		17-13	.567	—
2019-20	Mark Trakh	8-10	.444	7th	[7] Pac-12 Quarterfinals		17-14	.548	Postseason Cancelled
2020-21	Mark Trakh	8-10	.444	8th	[8] Pac-12 Quarterfinals		11-12	.478	—
2021-22	Lindsay Gottlieb	5-12	.294	10th	[10] Pac-12 First Round		12-16	.429	—
2022-23	Lindsay Gottlieb	11-7	.611	t-4th	[6] Pac-12 First Round		21-10	.677	—

All-Time Records

437-338 .564

847-560 .602

2 NCAA Championships

## ALL-TIME COACHING COMPARISONS

Coach	Years	Total Seasons	Overall W-L	Pct.	Conference W-L	Pct.
Lindsay Gottlieb	2022-present	2	33-26	.559	16-19	.45794
Mark Trakh	2004-09; 18-21	9	155-114	.576	84-78	.519
Cynthia Cooper-Dyke	2013-17	4	70-57	.551	29-43	.403
Michael Cooper	2009-2013	4	72-57	.558	41-31	.569
Chris Gobrecht	1997-2004	7	93-108	.463	58-68	.460
Fred Williams	1995-97	2	33-23	.589	21-15	.583
Cheryl Miller	1993-95	2	44-14	.759	26-10	.722
Marianne Stanley	1989-93	4	71-46	.607	45-27	.625
Linda Sharp	1977-89	12	271-99	.732	116-40	.744
Marci Cantrell	1976-77	1	5-16	.258	1-7	.125

COACHING RECORDS



MARCI CANTRELL




LINDA SHARP



MARIANNE STANLEY



CHRIS GOBRECHT




FRED WILLIAMS



CHERYL MILLER



MARK TRAKH



MICHAEL COOPER



CYNTHIA COOPER



LINDSAY GOTTLIEB

# USC WOMEN'S BASKETBALL

1983 NCAA CHAMPIONS • 1984 NCAA CHAMPIONS • 1994 PAC-10 CHAMPIONS • 2014 PAC-12 TOURNAMENT CHAMPIONS

## A

Aaron, Shalexus .....2019-20-21  
 Abejón, Candela.....2016-17-18  
 Adams, Jordan.....2013-14-15-16-17-18  
 Adams, Tracy.....1991-92-93-94  
 Adika, Okako.....2023  
**Akunwafo, Clarice**.....2022-23  
 Albrizzio, Alessandra.....2003  
 Alexander, Ryane.....2001-02  
 Alkek, Amy.....1984-85  
 Alofaituli, Kiki.....2013-14-15  
 Anton, Jody.....1993-94-95-96  
 Archer, Jillian.....2019  
 Atwater, Tracy.....1993-94

## B

Balabuch, Linda.....1974-75  
 Barr, Ann.....1974-75  
 Barrett, Brianna.....2013-14-15-16  
 Benton, Marianne.....1970-71  
 Berberet, Nicole.....2007-08-09  
 Bigby, Taylor.....2023  
 Bolduc, Robin.....1974-75  
 Bolger, Dorothy.....1975-76-77  
 Bond, JaMaia.....1983-84-85-86  
 Bradley, Desirée.....2011-12-13-14  
 Brown, Len'Nique.....2011  
 Brown, Wendy.....1985-87-88  
 Bruce, Brenda.....1975-76-77-78  
 Burrows, Debbie.....1979-80-81-82  
 Burt, Mary Ellen.....1979-80-81-82  
 Butler, Chyanne.....2015

## C

Caldwell, Desiree.....2019-20-21-22  
 Calhoun, Jeanna.....2013-14  
 Calvert, McKenzie.....2015  
 Calvert, Sherry.....1970-71-72  
 Cameron, Brynn.....2005-06-08-09  
 Campbell, Madison.....2020-21-22-23  
 Campbell, Michelle.....1994-95-96-97  
 Carter, Donna.....1984-85  
 Carter, Tashara.....1998-99-00-01  
 Cheeks, Jessica.....2001-02-03-04  
 Circle, Jenny.....1996  
 Clark, Kim.....1997-98  
 Clark, Kristin.....1996-97-98-99  
 Clark, Star.....1978-79  
 Conrad, Ashley.....2002  
 Cooper, Cynthia.....1982-83-84-86  
 Copp, Aimee.....1999  
 Corral, Ashley.....2009-10-11-12  
 Craig, Rometra.....2003-04



ROSALIND HODGE (1989-90)

Crook, Ariya.....2012-13-14  
 Crosby, D'Yann.....1987-88  
 Cruz, Marianella.....1988

## D

Davis, Jazlyn.....2005  
 Detras, Marie.....1971-72  
 Dominguez, Diane.....1974-75  
 Donester, Leslie.....2002  
 Doyle, Kathy.....1980-81-82-83  
 Doumbia, Rokia.....2023  
 Dunbar, Jennifer.....1988-89-90  
 Dunham, Hailey.....2007-08-09-10

## E


Easterly, Joni.....1990-91-92-93  
 Edelman, Drew.....2014-15  
 Edwards, Sadie.....2016-17-18  
 Effa, Marguerite.....2016-17-18  
 Elizalde, Linda.....1971-72  
 Elmore, Tiffany.....1999-00-01-02  
 Evero, Reva.....2003

## F

Fagbenle, Temi.....2016  
 Fletcher, Yolanda.....1982-83-84-85  
 Ford, Holly.....1985-86-87-88  
 Franco, Michelle.....2008-09-10-11  
 Funn, Jamie.....2004-05-06-07

## G

Gailpeau, Jean.....1970-71-72  
 Galloway, Kyerstin.....2019  
 Garcia, Julie.....1989-91-92  
 Gaytan, Bolivia.....1989  
 Geiger, Chris.....1974-75-76  
 Gemelos, Jacki.....2010-11-12  
 Gessig, Kim.....1990-91-92-93  
 Gibbs, Destinie.....2013-14  
 Gilbreath, Briana.....2009-10-11-12  
 Gilbreath, Stefanie.....2011-12  
 Gipson, Kim.....2002-03-04  
 Gnekow, Meghan.....2003-04-05-06  
 Golay, Danielle.....2000  
 Gomez, Audrey.....1995  
 Grant, Tennille.....2000-01



KIM GESSIG (1990-93)



CARMEN KRAUSE (1999-2002)

Green, Julie.....1976-77-78  
 Griffith, Karen.....1978-79

## H

Hagiya, Jamie.....2004-05-06-07  
 Hammond, Kathy.....1978-79-80-81  
 Hammond, Tammy.....1988-89-90  
 Harberts, Cassie.....2011-12-13-14  
 Hayes, Tameesha.....1990-91-92  
 Haynes, Kathy.....1978-79  
 Henderson, Kate.....2004-08  
 Hicks, Tiffany.....2003-04  
 Higgins, Valerie.....2017  
 Hill, Kelly.....1977-78-79-80  
 Hirn, Liz.....1985-86-87-88  
 Hoddapp, Barbara.....1970-71  
 Hodge, Rosalind.....1989-90  
 Hoffman, Ebony.....2001-02-03-04  
 Hollans, Aisha.....2001-02-03  
 Holley, Karne.....1970-71  
 Horn, Kaneisha.....2014-15  
 Houser, Whitney.....1998-99  
 Houston, Lisa.....1987  
 Howell, Karon.....1986-87-88-89  
 Huff, Terri.....1979-80-81-82  
 Hughes, Aarika.....2007-08-09-10  
 Hunter, Angela.....1974-75-76

## J

Jackson, Angel.....2020-21-22  
 Jackson, Erica.....1994-95-96-97  
 Jacobson, Janet.....1987  
 Jaco, Courtney.....2014-15-16-17  
 Jakubcova, Ivana.....2017  
 Jaskowiak, Allison.....2004-05-06-07-08  
 Jeffery, Rashida.....1993-95-96-97  
 Jelks, Simone.....2005-06-07-08  
 Jordyn Jenkins.....2021-22  
 Jenkins, Michelle.....2009-10-11  
 Jepson, Lori.....1975-76-77  
 Jeune, Aliyah.....2020  
 Jones, Asiah.....2017-19  
 Jordan, Kristen.....1970-71

## K

Kartz, Shannon.....1995-96-98  
 Keenan, Molly.....1990-91  
 Kemiji-McDonald, Maria.....2014  
 Kennedy, Linda.....1989-90-91-92  
 Kerr, Chloé.....2004-05-06-07  
 Kimura, Phillas.....1970-71  
 Kozai, Karen.....1976-77  
 Kovac, Janet.....1971-72  
 Krause, Carmen.....1999-00-01-02

ALL-TIME LETTERWINNERS

# USC WOMEN'S BASKETBALL

1983 NCAA CHAMPIONS • 1984 NCAA CHAMPIONS • 1994 PAC-10 CHAMPIONS • 2014 PAC-12 TOURNAMENT CHAMPIONS



**MONICA LAMB (1987)**

-----**L**-----  
 Lamb, Monica..... 1987  
 LaPlante, Kari..... 2008-09-10-11  
 Lea, Markisha..... 2004-05-06-08  
 LeNoir, Camille..... 2005-06-08-09  
 Leslie, Lisa..... 1991-92-93-94  
 Lewis, Robyn..... 1997  
 Littleton, Destiny..... 2023  
 Lloyd, Alexis..... 2015-16-17  
 Longo, Tracy..... 1982-83-84-85  
 Lopez, Anna Maria..... 1978-79-80  
 Love, Koi..... 2023  
 Ludwig, Liz..... 1977-78-79-80

-----**M**-----  
 Marinacci, Christina..... 2010-11-12-13  
**Marshall, Rayah**..... 2022-23  
 Martin, Sheryl..... 1979-80  
 Mashia, Erica..... 1996-2000  
 Mazyck, Aliyah..... 2016-17-18-19  
 McCrimmon, Nicky..... 1993-94  
 McFaddan, Niki..... 1970-71  
 McGee, Pam..... 1981-82-83-84  
 McGee, Paula..... 1981-82-83-84  
 McMahan, Carolyn..... 1970-71  
 Medlock, Morghan..... 2007-08  
 Meldrum, Robin..... 1974-75  
 Melton, Ann..... 1970-71  
 Milisic, Danijela..... 2017-18-19  
 Miller, Cheryl..... 1983-84-85-86  
 Miller, Kiyoko..... 1997-98-99  
 Mitchell, Portia..... 2001-02  
 Miura, Alyson..... 2020-21-22-23  
 Moore, Mariya..... 2019  
 Moore, Minyon..... 2017-18-19  
 Morgan, Julie..... 1975-76  
 Mulin, Gertrude..... 1970-71  
 Murphy, Eshaya..... 2004-05-06-07  
 Murry, Sandra..... 1980-81

-----**N**-----  
 Nelson, Cherie..... 1986-87-88-89  
 Neville, Chris..... 1970-71-72  
 Norwood, Camille..... 1999-00-01

-----**O**-----  
 Okonkwo, Amy..... 2015  
 Oliver, Amaya..... 2021-22  
 Oliver, Heather..... 2008-09-10  
 Oliver, Kate..... 2013-14  
**Otto, India**..... 2020-21-22-23  
 Overbeck, Kayla..... 2019-20

-----**P**-----  
 Parker, Nadia..... 2006-07-08-09  
 Parriott, Jodi..... 1996-97  
 Pate, Sheryl..... 1974-75  
 Peckingham, Ann..... 1970-71  
 Pepin, Glenda..... 1974-75  
 Perkins, Bella..... 2022-23  
 Peters, Sue..... 1992-93  
 Pili, Alissa..... 2020-21-22  
 Pillich, Jennifer..... 1993  
 Pitzer, Timi..... 1981-82-83  
 Polk, Antoinette..... 1997-99  
 Porter, Shanika..... 1994-95  
 Pyers, Paula..... 1985-86-87-88



**KATY WRIGHT (1976-79)**

-----**R**-----  
 Ratherarm, Joyce..... 1977-78  
 Reed, Tera..... 2022  
 Roark, Daniela..... 2009-10  
 Robinson, Juliette..... 1981-82-83-84  
 Rogers, Endyia..... 2020-21

-----**S**-----  
 Sanders, Jordan..... 2021-22  
 Santino, Michelle..... 1988-89-90  
 Scott, Dominique..... 2012  
 Seabrook, Robin..... 1989  
 Sera, LeeAnne..... 1982-83-84  
 Sherwood, Shontel..... 1981-82-83  
 Shields, Karleen..... 1994-95  
 Shriver, Chris..... 1970-71-72  
 Simley, Joyce..... 1976-77-78  
 Simon, Kristen..... 2015-16-17-18  
 Sinn, Stephanie..... 1975-76-77-78  
 Sissoko, Kadi..... 2023  
 Smith, Ayeshia..... 2000  
 Smith, Jade..... 2010-11  
 Smith, Thera..... 1979-80-81-82  
 Smith-Hams, Lauren..... 2000-01-02  
 Sneed, Adria..... 1998-89  
 Southall, Thaddesia..... 2012  
 Stander, Cathy..... 1974-75  
 Stonestreet, Sue..... 1974-75  
 Story, Tammy..... 1989-90-91-92  
 Strickland, Teresa..... 1988-89-91


-----**T**-----  
 Taito, Khaedin..... 2016  
 Tapley, Ja'Tavia..... 2017-18-19  
 Thomas, Cyndie..... 1985  
 Thompson, Tina..... 1994-95-96-97  
 Tinner, Zayla..... 2021  
 Totten, Rachel..... 2013-14  
 Travers, Kristen..... 2006-07  
 Tyson, Jody..... 1974-75

-----**V**-----  
 Vaoletama, Alexyz..... 2012-13-14-15  
 Van Puyvelde, Donna..... 1975-76-77-78  
 Vivas, Lindy..... 1976  
 Vivas, Sandy..... 1977-78  
 Walker, Muriel..... 1970-71  
 Wallace, Cheyanne..... 2019  
 Ward, Melissa..... 1983-84-85-86  
 Washington, Tiffany..... 1997-98-99-2000  
 Watts, Stephanie..... 2020  
 White, Kyra..... 2020-21-22  
 Whitlow, Rachel..... 1998  
 Widding, Lisa..... 1978-79-80-81  
 Wiggins, Cyndy..... 1974-75  
 Wilkes, Lucy..... 1970-71  
 Williams, Adrain..... 1996-97-98-99  
 Williams, Kayla..... 2023  
 Windham, Rhonda..... 1983-85-86-87  
 Woods, Denise..... 2000-01  
 Woods, Jualeah..... 1991-92-93-94  
 Woodward, Rachel..... 2002-03-04  
 Wright, Kalen..... 1985-86-87-88  
 Wright, Katy..... 1976-77-78-79

-----**Y**-----  
 Yamasaki, Celia..... 1971-72  
 Yamasaki, Lisa..... 2007  
 Young, Erin..... 2000-01-02-03

-----**Z**-----  
 Zackery, Reba..... 1970-71-72

\* Date denotes spring year of season.



**JUALEAH WOODS (1991-1994)**

ALL-TIME LETTERWINNERS

# USC WOMEN'S BASKETBALL

1983 NCAA CHAMPIONS • 1984 NCAA CHAMPIONS • 1994 PAC-10 CHAMPIONS • 2014 PAC-12 TOURNAMENT CHAMPIONS

## 0

Love, Koi ..... 2023  
Aaron, Shalexus ..... 2019-20

## 00

Marinacci, Christina ..... 2010-11-12-13  
Franco, Michelle ..... 2008-09

## 1

Bigby, Taylor ..... 2023  
Overbeck, Kayla ..... 2019-20  
Adams, Jordan ..... 2013-14-15-16-17-18  
LeNoir, Camille ..... 2005-06-08-09

## 2

**Otto, India** ..... 2020-21-22-23  
Jakubcova, Ivana ..... 2017  
Taito, Khaedin ..... 2016  
Calhoun, Deanna ..... 2013-14  
Berberet, Nicole ..... 2008-09  
Hagiya, Jamie ..... 2004-05-06-07

## 3

Reed, Tera ..... 2022  
Moore, Minyon ..... 2017-18-19  
Butler, Chyanne ..... 2015  
Bradley, Desiree ..... 2011-12-13-14  
Dunham, Hailey ..... 2007-08-09-10  
Craig, Rometra ..... 2003-04  
Elmore, Tiffany ..... 1999-00-01-02

## 4

Williams, Kayla ..... 2023  
Rogers, Endyia ..... 2020-21  
Moore, Mariya ..... 2019  
Kemiji-McDonald, Maria ..... 2014  
Franco, Michelle ..... 2010-11  
Jelks, Simone ..... 2005-06-07-08  
Evero, Reva ..... 2003  
Lewis, Robyn ..... 1997  
Hayes, Tameesha ..... 1990-91-92

## 5

Sanders, Jordan ..... 2021-22  
Watts, Stephanie ..... 2020  
Tapley, Ja' Tavia ..... 2017-18-19  
Calvert, McKenzie ..... 2015  
Totten, Rachel ..... 2013-14  
Lea, Markisha ..... 2008  
Gnekow, Meghan ..... 2003-04-05-06  
Conrad, Ashley ..... 2002  
Norwood, Camille ..... 1999-00-01  
Jackson, Erica ..... 1994-95-96-97  
Keenan, Molly ..... 1990-91

## 10

Oliver, Amaya ..... 2021-22  
Wallace, Cheyanne ..... 2019  
Jaco, Courtney ..... 2015-16-17  
Oliver, Kate ..... 2013-14  
Oliver, Heather ..... 2008-09-10  
Cheeks, Jessica ..... 2001-02-03-04  
Clark, Kim ..... 1997-98  
McCrimmon, Nicky ..... 1993-94  
Howell, Karen ..... 1986-87-88-89  
Fletcher, Yolanda ..... 1982-83-84-85

Hammond, Kathy ..... 1978-79-80-81

## 11

Littleton, Destiny ..... 2023  
Jeune, Aliyah ..... 2020  
Harberts, Cassie ..... 2011-12-13-14  
Cameron, Brynn ..... 2005-06-08-09  
Mashia, Erica ..... 1996-00  
Santino, Michelle ..... 1988-89-90  
McGee, Paula ..... 1981-82-83-84  
Griffith, Karen ..... 1978-79

## 12

Perkins, Bella ..... 2022-23  
Jaco, Courtney ..... 2014  
Smith, Jade ..... 2010-11  
Travers, Kristen ..... 2006-07  
Donester, Leslie ..... 2002  
Smith, Ayesha ..... 2000  
Atwater, Tracy ..... 1993-94  
Wright, Kalen ..... 1985-86-87-88  
Sherwood, Shontel ..... 1981-82-83  
Haynes, Kathy ..... 1978-79

## 13

**Marshall, Rayah** ..... 2022-23  
Effa, Marguerite ..... 2016-17-18-19  
Horn, Kaneisha ..... 2014-15  
LaPlante, Kari ..... 2008-09-10-11  
Woods, Denise ..... 2000-01  
Gaytan, Bolivia ..... 1989  
Pyers, Paula ..... 1985-86-87-88  
Ludwig, Liz ..... 1977-78-79-80  
Hunter, Angela ..... 1974-75-76

## 14

Archer, Jillian ..... 2019  
Edwards, Sadie ..... 2016-17-18  
Crook, Ariya ..... 2012-13-14  
Brown, Len'Nique ..... 2011  
Murphy, Eshaya ..... 2004-05-06-07  
Krause, Carmen ..... 1999-00-01-02  
Thompson, Tina ..... 1994-95-96-97  
Kennedy, Linda ..... 1989-90-91-92  
Carter, Donna ..... 1984-85  
Doyle, Kathy ..... 1980-81-82-83

## 15

Jackson, Angel ..... 2020-21-22  
Gilbreath, Briana ..... 2009-10-11-12  
Lea, Markisha ..... 2004-05-06  
Smith-Hams, Lauren ..... 2000-01-02  
Polk, Antoinette ..... 1997-99  
Strickland, Teresa ..... 1988-89-91  
Houston, Lisa ..... 1987  
Smith, Thera ..... 1979-80-81-82

## 20

Gilbreath, Stefanie ..... 2011-12  
Berberet, Nicole ..... 2007  
Albrizzio, Alessandra ..... 2003  
Grant, Tennille ..... 2000-01  
Miller, Kiyoko ..... 1997-98-99  
Garcia, Julie ..... 1989-91-92  
Brown, Wendy ..... 1985-87-88  
Sera, LeeAnne ..... 1982-83-84  
Burt, Mary Ellen ..... 1979-80-81-82

## 21

Mazyck, Aliyah ..... 2016-17-18-19  
Vaiioletama, Alexyz ..... 2012-13-14-15  
Hughes, Aarika ..... 2007-08-09-10  
Young, Erin ..... 2000-01-02-03  
Whitlow, Rachel ..... 1998  
Circle, Jenny ..... 1996  
Peters, Sue ..... 1992-93  
Windham, Rhonda ..... 1983-85-86-87  
Kozai, Karen ..... 1976-77

## 22


White, Kyra ..... 2020-21-22  
Galloway, Kyerstin ..... 2019  
Higgins, Valerie ..... 2017  
Gibbs, Destinie ..... 2013-14  
Jaskowiak, Allison ..... 2004-05-06-07-08  
Carter, Tashara ..... 1998-99-00-01  
Porter, Shanika ..... 1994-95  
Pillich, Jennifer ..... 1993  
Dunbar, Jennifer ..... 1988-89-90  
Ward, Melissa ..... 1983-84-85-86  
Balabuch, Linda ..... 1974-75

## 23

Campbell, Madison ..... 2020-21-22-23  
Jones, Asiah ..... 2017-19  
Barrett, Brianna ..... 2013-14-15-16  
Gemelos, Jacki ..... 2010-11-12  
Hollans, Aisha ..... 2001-02-03  
Kartz, Shannon ..... 1995-96-98  
Story, Tammy ..... 1989-90-91-92  
Ford, Holly ..... 1985-86-87-88

## 24

Adika, Okako ..... 2023  
Caldwell, Desiree ..... 2019-20-21-22  
Edelman, Drew ..... 2014-15  
Corral, Ashley ..... 2009-10-11-12  
Hicks, Tiffany ..... 2003-04  
Alexander, Ryane ..... 2001-02  
Gomez, Audrey ..... 1995  
Woods, Jualeah ..... 1991-92-93-94  
Cruz, Marianella ..... 1988  
Hill, Kelly ..... 1977-78-79-80  
Jepson, Lori ..... 1975-76-77



TERRI HUFF (1979-82)

LETTERWINNERS BY NUMBER

# USC WOMEN'S BASKETBALL

1983 NCAA CHAMPIONS • 1984 NCAA CHAMPIONS • 1994 PAC-10 CHAMPIONS • 2014 PAC-12 TOURNAMENT CHAMPIONS

## 25

Miura, Alyson.....2020-21-22-23  
 Lloyd, Alexis.....2015-16-17  
 Roark, Daniela.....2009-10  
 Copp, Aimee.....1999  
 Shields, Karleen.....1994-95  
 Easterly, Joni.....1990-91-92-93  
 Crosby, D'Yann.....1987-88  
 Bond, JaMaiia.....1983-84-85-86  
 Huff, Terri.....1979-80-81-82  
 Green, Julie.....1976-77-78

## 30

Sissoko, Kadi.....2023  
 Abejón, Candela.....2016-17-18  
 Jenkins, Michelle.....2009-10-11  
 Henderson, Katie.....2004-08  
 Williams, Adrain.....1996-97-98-99  
 Hodge, Rosalind.....1989-90  
 Hirn, Liz.....1985-86-87-88  
 McGee, Pam.....1981-82-83-84  
 Burrows, Debbie.....1979-80-81-82

## 31

Miller, Cheryl.....1983-84-85-86  
 Hammond, Kathy.....1978-79-80-81

## 32

Jenkins, Jordyn.....2021-22  
 Milisic, Danijela.....2017-18-19  
 Alofaituli, Kiki.....2013-14-15  
 Hoffman, Ebony.....2001-02-03-04  
 Clark, Kristin.....1996-97-98-99  
 Adams, Tracy.....1991-92-93-94  
 Nelson, Cherie.....1986-87-88-89  
 Longo, Tracy.....1984-85  
 Robinson, Juliette.....1981-82-83  
 Martin, Sheryl.....1979-80  
 Simley, Joyce.....1976-77-78



TIFFANY WASHINGTON (1997-2000)

## 33

Woodward, Rachel.....2002-03-04-05  
 Leslie, Lisa.....1991-92-93-94  
 Seabrook, Robin.....1989  
 Jacobson, Janet.....1987  
 Thomas, Cyndie.....1985  
 Pitzer, Timi.....1981-82-83  
 Widding, Lisa.....1978-79-80-81  
 Sinn, Stephanie.....1975-76-77

## 34

Akunwafo, Clarice.....2022-23  
 Murry, Sandra.....1980-81  
 Clark, Star.....1978-79  
 Vivas, Sandy.....1977-78  
 Geiger, Chris.....1974-75-76

## 35

Pili, Alissa.....2020-21-22  
 Simon, Kristen.....2015-16-17-18  
 Scott, Dominique.....2012  
 Mitchell, Portia.....2001-02

## 40

Washington, Tiffany.....1997-98-99-2000  
 Lamb, Monica.....1987  
 Bruce, Brenda.....1975-76-77-78

## 41

Fagbenle, Temi.....2016  
 Funn, Jamie.....2004-05-06-07  
 Van Puyvelde, Donna.....1975-76-77-78

## 42

Houser, Whitney.....1998-99  
 Jeffery, Rashida.....1993-95-96-97  
 Hammond, Tammy.....1988-89-90

## 43

Okonkwo, Amy.....2015  
 Southall, Thaddesia.....2012  
 Golay, Danielle.....2000  
 Gessig, Kim.....1990-91-92-93  
 Bolger, Dorothy.....1975-76-77

## 44

Parker, Nadia.....2006-07-08-09  
 Gipson, Kim.....2002-03-04-05  
 Sneed, Adria.....1998-89  
 Anton, Jody.....1993-94-95-96  
 Cooper, Cynthia.....1982-83-84-86  
 Wright, Katy.....1976-77-78-79

## 45

Parriott, Jodi.....1996-97

## 50


Kerr, Chloé.....2004-05-06-07  
 Campbell, Michelle.....1994-95-96-97  
 Alkek, Amy.....1984-85  
 Lopez, Anna Maria.....1978-79-80

## 52

Doumbia, Rokia.....2023

## 55

Medlock, Morghan.....2007-08



HOLLY FORD (1985-88)

## Numbers Unknown

Barr, Ann.....1974-75  
 Benton, Marianne.....1970-71  
 Bolduc, Robin.....1974-75  
 Calvert, Sherry.....1970-71-72  
 Detras, Marie.....1971-72  
 Dominguez, Diane.....1974-75  
 Elizalde, Linda.....1971-72  
 Gailpeau, Jean.....1970-71-72  
 Hoddapp, Barbara.....1970-71  
 Holley, Karne.....1970-71  
 Jordan, Kristen.....1970-71  
 Kimura, Phillas.....1970-71  
 Kovac, Janet.....1971-72  
 McFadden, Niki.....1970-71  
 McMahan, Carolyn.....1970-71  
 Meldrum, Robin.....1974-75  
 Melton, Ann.....1970-71  
 Morgan, Julie.....1975-76  
 Mulin, Gertrude.....1970-71  
 Neville, Chris.....1970-71-72  
 Pate, Sheryl.....1974-75  
 Peckingham, Ann.....1970-71  
 Pepin, Glenda.....1974-75  
 Ratherarm, Joyce.....1977-78  
 Shriver, Chris.....1970-71-72  
 Stander, Cathy.....1974-75  
 Stonestreet, Sue.....1974-75  
 Tyson, Jody.....1974-75  
 Vivas, Lindy.....1976  
 Walker, Muriel.....1970-71  
 Wiggins, Cyndy.....1974-75  
 Wilkes, Lucy.....1970-71  
 Yamasaki, Celia.....1971-72  
 Zackery, Reba.....1970-71-72

\* Date denotes spring year of season.

LETTERWINNERS BY NUMBER

# USC WOMEN'S BASKETBALL

1983 NCAA CHAMPIONS • 1984 NCAA CHAMPIONS • 1994 PAC-10 CHAMPIONS • 2014 PAC-12 TOURNAMENT CHAMPIONS



1976-77



1977-78



1978-79



1979-80



1980-81



1981-82



1982-83



1983-84



1984-85



1985-86



1986-87



1987-88



1988-89



1989-90



1990-91

THROUGH THE YEARS

# USC WOMEN'S BASKETBALL

1983 NCAA CHAMPIONS • 1984 NCAA CHAMPIONS • 1994 PAC-10 CHAMPIONS • 2014 PAC-12 TOURNAMENT CHAMPIONS



1991-92



1992-93



1993-94



1994-95



1995-96



1996-97



1997-98



1998-99



1999-2000



2000-01



2001-02



2002-03



2003-04



2004-05



2005-06

THROUGH THE YEARS



# USC WOMEN'S BASKETBALL

1983 NCAA CHAMPIONS • 1984 NCAA CHAMPIONS • 1994 PAC-10 CHAMPIONS • 2014 PAC-12 TOURNAMENT CHAMPIONS



2006-07



2007-08



2008-09



2009-10



2010-11



2011-12



2012-13



2013-14



2014-15



2015-16



2016-17



2017-18



2018-19



2019-20

THROUGH THE YEARS

# USC WOMEN'S BASKETBALL

1983 NCAA CHAMPIONS • 1984 NCAA CHAMPIONS • 1994 PAC-10 CHAMPIONS • 2014 PAC-12 TOURNAMENT CHAMPIONS

## POSTSEASON TOURNAMENT HISTORY

### 1978-79

WIAAW First Round Santa Barbara, Calif. W USC 99, San Jose St. 92  
 Second Round Santa Barbara, Calif. L UCLA 97, USC 81  
 Third Round Santa Barbara, Calif. W USC 93, UNLV 79

### 1979-80

WIAAW First Round Malibu, Calif. W USC 98, Pepperdine 89  
 Second Round San Jose, Calif. W USC 78, UNLV 77  
 Final San Jose, Calif. W USC 63, San Francisco 60

### AIAW

Regionals San Jose, Calif. L Long Beach St. 90, USC 72  
 Quarterfinals Los Angeles L South Carolina 70, USC 60

### 1980-81

WIAAW First Round Malibu, Calif. W USC 91, San Jose St. 57  
 Second Round Malibu, Calif. W USC 102, UCLA 85  
 Final Malibu, Calif. W USC 87, Long Beach St. 70

### AIAW

Regionals Los Angeles W USC 67, Oregon 64  
 Quarterfinals Los Angeles W USC 67, Cheyney St. 58  
 Final Four Eugene, Ore. L Louisiana Tech 66, USC 50  
 Final Eugene, Ore. L Old Dominion 68, USC 65

### 1981-82

NCAA First Round Los Angeles W USC 99, Kent State 55  
 Mid-east Reg. Knoxville, Tenn. W USC 73, Penn State 70  
 Mid-east Reg. Knoxville, Tenn. L Tennessee 91, USC 90

## 1982-83

### 1982-83

NCAA First Round Los Angeles W USC 99, NE Louisiana 85  
 West Reg. Westwood, Calif. W USC 96, Arizona St. 59  
 West Reg. Westwood, Calif. W USC 81, Long Beach St. 74  
 Final Four Norfolk, Vir. W USC 81, Georgia 57  
 Final Norfolk, Vir. W USC 69, Louisiana Tech 67

## 1983-84

### 1983-84

NCAA First Round Los Angeles W USC 97, BYU 72  
 West Reg. Los Angeles W USC 76, Montana 51  
 West Reg. Los Angeles W USC 90, Long Beach St. 74  
 Final Four Westwood, Calif. W USC 62, Louisiana Tech 57  
 Final Westwood, Calif. W USC 72, Tennessee 61

### 1984-85

NCAA First Round Los Angeles W USC 74, Idaho 51  
 West Reg. Westwood, Calif. L Long Beach St. 75, USC 72

### 1985-86

NCAA Second Round Los Angeles W USC 81, Montana 50  
 West Reg. Long Beach, Calif. W USC 84, North Carolina 70  
 West Reg. Long Beach, Calif. W USC 80, Louisiana Tech 64  
 Final Four Lexington, Ky. W USC 83, Tennessee 59  
 Final Lexington, Ky. L Texas 97, USC 81

### 1986-87

NCAA First Round Los Angeles W USC 81, W. Kentucky 69  
 West Reg. Westwood, Calif. L Ohio State 74, USC 63

### 1987-88

NCAA First Round Los Angeles W USC 100, Nebraska 82  
 West Reg. Long Beach, Calif. L Iowa 79, USC 67

### 1990-91

NCAA First Round Los Angeles W USC 63, Utah 52  
 West Reg. Long Beach, Calif. L Long Beach St. 83, USC 58

### 1991-92

NCAA Second Round Los Angeles W USC 71, Montana 59  
 West Reg. Seattle, Wash. W USC 61, S.F. Austin 57  
 West Reg. Seattle, Wash. L Stanford 82, USC 62

### 1992-93

NCAA Second Round Los Angeles W USC 78, Nebraska 60  
 West Reg. Missoula, Mo. L Texas Tech 87, USC 67

### 1993-94

NCAA First Round Los Angeles W USC 77, Portland 62  
 Second Round Los Angeles W USC 76, George Wash. 72  
 Mid-east Reg. Fayetteville, Ark. W USC 85, Virginia 66  
 Mid-east Reg. Fayetteville, Ark. L Louisiana Tech 75, USC 66

### 1994-95

NCAA First Round Nashville, Tenn. L Memphis 74, USC 72

### 1996-97

NCAA Mid-east Reg. Gainesville, Fla. W USC 68, San Francisco 55  
 Mid-east Reg. Gainesville, Fla. L Florida 92, USC 78

### 1999-00

WNIT First Round Santa Clara, Calif. W USC 71, Santa Clara 64  
 Second Round Fort Collins, Colo. L Colorado St. 66, USC 56

### 2001-02

WNIT First Round San Francisco, Calif. W USC 72, San Francisco 53  
 Second Round Seattle, Wash. L Washington 97, USC 87

### 2004-05

NCAA First Round Minneapolis, Minn. W USC 65, Louisville 49  
 Second Round Minneapolis, Minn. L Michigan State 61, USC 59

### 2005-06

NCAA First Round Norfolk, Va. W USC 67, South Florida 65  
 Second Round Norfolk, Va. L Duke 85, USC 51

### 2010-11

WNIT First Round Galen Center W USC 67, UC Santa Barbara 64  
 Second Round Reno, Nev. W USC 78, Nevada 59  
 Third Round Salt Lake City, Utah W USC 62, BYU 50  
 Quarterfinals Boulder, Colo. W USC 87, Colorado 70  
 Semifinals Normal, Ill. W USC 63, Illinois State 36  
 Final Toledo, Ohio L Toledo 76, USC 68

### 2013-14

NCAA First Round Knoxville, Tenn. L St. John's 71, USC 68

### 2019-20

*All postseason tournaments cancelled due to COVID-19 precautions*

### 2022-23

NCAA First Round Blacksburg, Va. L South Dakota St. 62, USC 57 (ot)

POSTSEASON HISTORY



1983 NATIONAL CHAMPIONS

# USC WOMEN'S BASKETBALL

1983 NCAA CHAMPIONS • 1984 NCAA CHAMPIONS • 1994 PAC-10 CHAMPIONS • 2014 PAC-12 TOURNAMENT CHAMPIONS

## 1976-77

Head Coach: MARCI CANTRELL  
5-16 overall, 1-7 in WCAA (4th)

Final Ranking: N/A

D12	Oregon State	W	89-53
D17	^ Cal Poly SLO	W	76-52
D18	^ Cal Poly Pomona	L	68-96
D18	^ Cal State Northridge	L	73-84
J7	at Cal Poly Pomona	L	53-75
J8	Biola	W	66-64
J12	Nebraska	W	72-70 (OT)
J15	at San Jose State	L	49-68
J19	* at Long Beach State	L	71-91
J21	* San Diego State	L	59-62
J28	- Cal State Northridge	L	69-77
J29	*- Cal State Fullerton	L	64-85
F4	* at UCLA	L	73-103
F5	at UC Santa Barbara	L	67-73
F9	* at San Diego State	W	85-61
F12	* Cal State Long Beach	L	87-94
F14	at Cal State Northridge	L	71-76
F19	Cal Poly Pomona	L	55-72
F22	UC Santa Barbara	L	61-62
F24	* at Cal State Fullerton	L	56-84
M5	* UCLA	L	49-94

^ Cal Poly Pomona Invitational - Pomona, Calif.

- Game played at Los Angeles Trade Tech

\* WCAA conference game

## 1977-78

Head Coach: LINDA SHARP  
11-13 overall, 3-5 in WCAA (4th)

Final Ranking: N/A

D6	at Cal State Northridge	L	80-81
D9	San Jose State	W	69-53
D10	Arizona	W	86-71
D14	at Biola	L	61-68
D16	Arizona State	W	81-67
D17	Utah	L	62-68
D21	Utah State	W	71-65
D27	^ Queens	L	63-79
D28	^ Concordia	W	86-35
D29	^ Fordham	L	55-70
J17	* at San Diego State	W	69-57
J20	* Long Beach State	W	56-54
J21	Cal State Northridge	W	73-63
J24	Cal Poly Pomona	L	57-59
J27	* at Cal State Fullerton	L	60-68
J28	at Pepperdine	W	73-71
F1	* at UCLA	L	63-88
F4	at Cal Poly Pomona	L	78-95
F7	* & San Diego State	W	99-83
F10	* at Long Beach State	L	59-77
F16	Stephen F. Austin	L	60-78
F17	UC Santa Barbara	W	70-67
F21	* Cal State Fullerton	L	59-69
M4	* UCLA	L	50-78

^ Queens College Holiday Tourn. - Flushing, N.Y.

\* WCAA conference game

& Game played at Los Angeles Trade Tech

## 1978-79

Head Coach: LINDA SHARP  
21-10 overall, 4-4 in WCAA (3rd)

Final Ranking: N/A

N17	& Cal State Northridge	W	106-67
N18	& Cal Poly Pomona	W	81-79
N18	& Pepperdine	W	65-63
N23	^ Wayland Baptist	L	76-89
N24	^ Texas Tech	W	86-60
N25	^ Long Beach State	L	73-84
N30	Pepperdine	W	64-50
D2	Arizona State	W	91-70
D18	Oral Roberts	W	81-65
D21	California	W	74-60
J5	Biola	W	78-59
J6	San Francisco	W	77-70
J13	Louisiana Tech	L	68-76
J17	* at Long Beach State	L	74-81
J20	* at San Diego State	W	61-47
J27	UC Santa Barbara	W	68-46
J30	* Cal State Fullerton	L	68-75
F2	at Stanford	L	61-68
F3	at Santa Clara	W	83-61
F7	at UC Santa Barbara	W	84-65
F10	* UCLA	W	78-68
F15	Arizona	W	91-53
F17	* Long Beach State	L	62-78
F20	* at Cal State Fullerton	W	92-79
F24	at Cal State Northridge	W	71-58
F27	* at UCLA	L	80-99
M1	* San Diego State	W	67-44
M3	Cal Poly Pomona	L	73-74
M8	! San Jose State	W	99-92
M9	! UCLA	L	81-97
M10	! UNLV	W	93-79

& Cal Poly San Luis Obispo Tournament - San Luis Obispo, Calif.

^ Plainview Queens Classic - Plainview, Texas

\* WCAA conference game

! WIAAW 1st, 2nd & 3rd Rounds - Santa Barbara, Calif.

## 1979-80

Head Coach: LINDA SHARP  
22-12 overall, 9-3 in WCAA (3rd)

Final Ranking: N/A

N16	Drake	W	66-61
N30	Houston	W	81-65
D1	# Cal State Los Angeles	W	84-61
D2	# San Francisco	L	65-66
D4	at San Jose State	L	61-70
D13	California	W	86-74
D15	Cal State Los Angeles	W	96-65
D28	Oregon State	L	57-65
D29	Seattle	W	107-52
J4	at Maryland	W	63-61
J5	at Rutgers	L	62-68
J6	at Penn State	L	70-80
J11	Missouri	W	70-53
J12	Old Dominion	L	47-90
J18	* Arizona State	W	73-54
J19	* Arizona	W	103-38
J22	* at Cal State Fullerton	W	96-62
J25	* at Long Beach State	L	73-75
F2	* UCLA	L	67-71
F4	Pepperdine	W	90-64
F5	* at San Diego State	W	65-62
F11	at Texas	L	74-85
F12	Texas A&M	W	71-42
F14	* at Arizona	W	67-53
F16	* at Arizona State	W	78-62
F21	* Cal State Fullerton	W	72-59
F23	* Long Beach State	L	78-84
F27	* at UCLA	W	99-81
F29	* San Diego State	W	66-63
M1	% at Pepperdine	W	98-89
M6	^ UNLV	W	78-77 (OT)

M7	^ San Francisco	W	63-50
M8	@ Long Beach State	L	72-90
M12	! South Carolina	L	60-70

# Pro Ked Tournament - San Francisco, Calif.

\* WCAA conference game

% WIAAW First Round - Malibu, Calif.

^ WIAAW Second Round & Final - San Jose, Calif.

@ AIAW Regionals - San Jose, Calif.

! AIAW Quarterfinals - Los Angeles

## 1980-81

Head Coach: LINDA SHARP  
26-8 overall, 9-3 in WCAA (2nd)

Final Ranking: 4th AP

D5	Oklahoma	W	84-55
D6	Texas A&M	W	112-42
D9	Houston	W	80-69
D13	California	W	87-56
D16	& Old Dominion	L	56-73
D17	& Brigham Young	W	102-79
D18	& Portland State	W	108-61
D21	Penn State (at Forum)	W	103-64
J3	Stanford	W	84-64
J5	San Jose State	W	94-78
J16	* at Arizona	W	111-51
J17	* at Arizona State	W	75-65
J21	* at San Diego State	W	75-46
J24	* Long Beach State	W	79-70
J26	* Cal State Fullerton	W	104-63
J30	at East Carolina	W	77-73
J31	at Old Dominion	L	63-74
F2	at Tennessee	L	71-78
F6	* UCLA	L	79-81
F12	* Arizona State	W	94-62
F14	* Arizona	W	93-47
F17	* at Cal State Fullerton	W	87-81
F20	* at Long Beach State	L	74-79
F25	* at UCLA	L	83-87
F27	UC Santa Barbara	W	117-42
F28	Pepperdine	W	88-79
M8	* San Diego State	W	58-45
M12	^ San Jose State	W	91-57
M13	^ UCLA	W	102-85
M14	^ Long Beach State	W	87-70
M21	! Oregon	W	67-64
M24	! Cheyney State	W	67-58
M27	= Louisiana Tech	L	50-66
M29	= Old Dominion	L	65-68


& Giusti Tournament - Portland, Ore.

\* WCAA conference game

^ WIAAW 1st, 2nd Rounds & Final - Malibu, Calif.

! AIAW Regionals & Quarterfinals - Los Angeles

= AIAW Final Four - Eugene, Ore.



MICHELLE CAMPBELL (1994-97)

YEAR-BY-YEAR RESULTS

# USC WOMEN'S BASKETBALL

1983 NCAA CHAMPIONS • 1984 NCAA CHAMPIONS • 1994 PAC-10 CHAMPIONS • 2014 PAC-12 TOURNAMENT CHAMPIONS

## 1981-82

Head Coach: LINDA SHARP  
23-4 overall, 9-3 in WCAA (2nd)  
Final Ranking: 6th AP

N27	Washington State	W	73-55
D4	Stanford	W	76-57
D6	Texas (at the Forum)	W	83-66
D9	Tennessee	W	86-70
D11	at California	W	78-67
D12	at San Jose State	W	88-72
D21	Pacific Christian	W	98-52
D23	Minnesota	W	91-52
J6	Illinois State	W	92-73
J9	Old Dominion	W	66-60
J15	* Arizona	W	93-60
J16	* Arizona State	W	99-68
J22	at Pepperdine	W	65-52
J29	Oregon	W	86-64
J30	* Cal State Fullerton	W	95-55
F4	* at UCLA	W	97-94
F6	* at San Diego State	W	77-59
F13	* at Arizona	W	79-58
F15	* at Arizona State	L	51-53
F20	* Long Beach State	W	67-65
F23	* at Cal State Fullerton	L	84-86
M1	* at Long Beach St.	L	84-89 (3OT)
M5	* San Diego State	W	73-55
M6	* UCLA	W	92-83
M13	! Kent State	W	99-55
M19	= Penn State	W	73-70
M21	= Tennessee	L	90-91 (OT)

- Game played at Golden West College  
\* WCAA conference game  
! NCAA First Round - Los Angeles  
= NCAA Mid-east Regional - Knoxville, Tenn.

## 1982-83

Head Coach: LINDA SHARP **NCAA CHAMPIONS**  
31-2 overall, 13-1 in WCAA (1st)  
Final Ranking: 1st AP

N21	at Pepperdine	W	105-62
N30	Northwestern	W	110-80
D4	at Louisiana Tech	W	64-58
D6	at Tennessee	W	81-71
D14	* at San Diego State	W	102-66
D18	# Oklahoma City	W	97-68
D19	# Wayland Baptist	W	93-79
D21	# Hawaii	W	95-62
D28	^ Rutgers	W	96-75
D29	^ Old Dominion	W	75-57
J7	Oklahoma Baptist	W	112-46
J14	* at Arizona State	W	72-70
J15	* at Arizona	W	80-68
J22	- Louisiana Tech	L	56-58
J28	* at Long Beach St.	L	73-74 (OT)
F1	* at Cal State Fullerton	W	89-47
F4	* at Stanford	W	92-64
F6	at Oregon	W	86-71
F7	at Oregon State	W	68-57
F11	* Arizona	W	78-66
F12	* Arizona State	W	92-52
F16	* UCLA	W	83-75
F19	* Long Beach State	W	90-75
F21	* Cal State Fullerton	W	76-65
F26	* San Diego State	W	89-63
M9	* at UCLA	W	82-62
M10	Pepperdine	W	90-56
M12	* Stanford	W	81-63
M18	! NE Louisiana State	W	99-85
M24	& Arizona State	W	96-59
M26	& Long Beach State	W	81-74
A1	= Georgia	W	81-57
A3	= Louisiana Tech	W	69-67

\* WCAA conference game  
# Wahine Tournament - Honolulu, Hawaii  
^ Winston Tire Classic - Los Angeles  
- Game played at Orange Coast College  
! NCAA First Round - Los Angeles  
& NCAA West Regional - Westwood, Calif.  
= NCAA Final Four - Norfolk, Vir.

## 1983-84

Head Coach: LINDA SHARP **NCAA CHAMPIONS**  
29-4 overall, 13-1 in WCAA (1st)  
Final Ranking: 5th AP

N25	# Maryland	W	86-68
N26	# Tennessee	W	78-64
N28	at Northwestern	W	67-65 (OT)
N30	at Missouri	W	81-79
D5	San Francisco	W	86-58
D8	Tennessee	W	81-66
D15	Georgia	W	82-74
D23	Ohio State	W	102-73
D29	^ Penn State	W	79-66
D30	^ Oregon	W	91-57
J2	at Texas	L	68-77
J3	at Louisiana Tech	L	66-75
J6	at Old Dominion	L	90-102
J8	at Rutgers	W	95-80
J13	* at Arizona	W	74-53
J14	* at Arizona State	W	101-67
J19	* San Diego State	W	101-84
J21	* Stanford	W	82-56
J28	* at Stanford	W	86-44
F4	* Long Beach State	W	79-69
F8	* at UCLA	W	78-60
F11	* Cal State Fullerton	W	88-76
F18	* at San Diego State	W	86-67
F25	* Arizona	W	85-58
F26	* Arizona State	W	82-61
F29	* Cal State Fullerton	W	81-58
M3	*- UCLA	W	85-63
M4	* at Long Beach State	L	67-71
M16	! BYU	W	97-72
M22	! Montana	W	76-51
M24	! Long Beach State	W	90-74
M30	= Louisiana Tech	W	62-57
A1	= Tennessee	W	72-61

# Notre Dame Thanksgiving Classic - South Bend, Ind.  
^ Winston Tire Classic - Los Angeles  
\* WCAA conference game  
- Game played at Loyola Marymount  
! NCAA First Round & West Regional - Los Angeles  
= NCAA Final Four - Westwood, Calif.

## 1984-85

Head Coach: LINDA SHARP  
21-9 overall, 10-4 in WCAA (2nd)  
Final Ranking: 15th AP

N28	at Oregon	W	76-68
N30	# Iowa	W	77-57
D1	# Texas-El Paso	W	77-53
D4	Pepperdine	W	69-58
D5	New Orleans	W	66-65
D12	Cal Poly Pomona	W	74-45
D22	Utah	W	78-62
D28	% California	W	66-52
D29	% Texas	W	73-71
J2	+ Notre Dame	W	69-53
J6	at Georgia	L	56-77
J8	at Tennessee	L	60-71
J11	at Old Dominion	L	48-52
J21	* at Cal State Fullerton	W	78-61
J26	Louisiana Tech	L	79-83 (2OT)
J28	* San Diego State	L	59-61
F1	* Arizona State	W	68-57
F2	* Arizona	W	68-40
F6	* at UCLA	L	73-77
F14	* Cal State Fullerton	W	54-51
F16	* Long Beach State	W	70-65
F20	* at Stanford	W	80-68
F23	* at San Diego State	W	90-77
F28	* at Arizona	W	70-62
M2	* at Arizona State	W	76-57
M5	* at Long Beach State	L	61-64



M7	* UCLA	L	56-57
M10	* Stanford	W	77-60
M15	! Idaho	W	74-51
M21	= Long Beach State	L	72-75

# San Jose State Tournament - San Jose, Calif.  
% Trojan-Bud Light Holiday Classic - Los Angeles  
+ Game played at Cal State Fullerton  
\* WCAA conference game  
! NCAA First Round - Los Angeles  
= NCAA West Regional - Westwood, Calif.

## 1985-86

Head Coach: LINDA SHARP  
31-5 overall, 8-0 in Pac-West (1st)  
Final Ranking: 3rd AP

N22	Brigham Young	W	102-53
N26	at Pepperdine	W	94-50
N29	# St. Joseph's	W	96-66
N30	# Maryland	W	76-54
D5	Indiana	W	99-53
D7	at Cal Poly Pomona	W	88-56
D10	at Texas	L	78-94
D13	Tennessee	W	85-77
D22	Oregon State	W	117-55
D27	^ Missouri	W	118-68
D28	^ Georgia	W	70-67
J3	- Old Dominion	W	89-76
J6	at Louisiana Tech	L	53-75
J8	at Ohio State	W	83-81 (OT)
J14	at Cal State Fullerton	W	80-68
J16	* Arizona	W	92-72
J18	* Arizona State	W	95-61
J25	* at Stanford	W	81-59
J26	at California	W	86-70
J28	Long Beach State	L	75-76
F1	* UCLA	W	89-67
F4	at San Diego State	W	91-73
F8	Cal State Fullerton	W	87-64
F14	* at Arizona State	W	80-57
F15	* at Arizona	W	83-67
F20	* Stanford	W	88-62
F22	Long Beach State	W	99-68
F28	% Utah State	W	115-45
M1	% Southern Methodist	W	121-61
M2	% NE Louisiana State	L	68-70
M6	* at UCLA	W	89-57
M16	! Montana	W	81-50
M20	& North Carolina	W	84-70
M22	& Louisiana Tech	W	80-64
M28	= Tennessee	W	83-59
M30	= Texas	L	81-97

# Maryland Tournament - College Park, Md.  
- Game played at Convention Center  
^ Transamerica-USC Tournament - Los Angeles  
% Northern Lights Inv. - Anchorage, Alaska  
\* Pac-West conference game  
! NCAA Second Round - Los Angeles  
& NCAA West Regional - Long Beach, Calif.  
= NCAA Final Four - Lexington, Ky.

YEAR-BY-YEAR RESULTS

# USC WOMEN'S BASKETBALL

1983 NCAA CHAMPIONS • 1984 NCAA CHAMPIONS • 1994 PAC-10 CHAMPIONS • 2014 PAC-12 TOURNAMENT CHAMPIONS

## 1986-87

Head Coach: LINDA SHARP  
22-8 overall, 15-3 in Pac-10 (1st)  
Final Ranking: 19th AP

N28 #	Old Dominion	W	86-64
N29 #	Texas	L	69-89
D3	at Brigham Young	W	93-83
D5 %	Oklahoma State	W	92-83
D6 %	Utah	W	74-69
D9	San Diego State	W	90-77
D27 &	North Carolina	W	79-72
D28 &	Tennessee	L	75-89
D29 &	Ohio State	L	63-83
J2 *	at California	L	85-102
J4 *	at Stanford	W	72-59
J9 *	at Arizona	W	96-60
J10 *	at Arizona State	W	87-62
J15 *	Oregon State	W	99-82
J17 *	Oregon	W	66-64
J23 *	at UCLA	W	76-72
J26	at Long Beach State	L	69-87
J29 *	at Washington State	W	95-55
J31 *	at Washington	L	61-73
F5 *	Stanford	W	79-57
F6 *	California	W	105-63
F12 *	Arizona State	W	93-66
F14 *	Arizona	W	96-57
F20 *	at Oregon	L	78-79
F22 *	at Oregon State	W	101-84
F25 *	UCLA	W	81-75
M5 *	Washington	W	91-67
M7 *	Washington State	W	89-55
M15 !	Western Kentucky	W	81-69
M19 =	Ohio State	L	63-74

# USC Classic - Los Angeles  
% Lady Ute Rainbow Classic - Salt Lake City, Utah  
& Orange Bowl/Burger King Inv. - Coral Gables, Fla.  
\* Pac-10 conference game  
! NCAA First Round - Los Angeles  
= NCAA West Regional - Westwood, Calif.

## 1987-88

Head Coach: LINDA SHARP  
22-8, 15-3 in Pac-10 (2nd)  
Final Ranking: 15th AP

D3	at Texas	L	62-79
D5 #	Duke	L	75-78
D6 #	Maine	W	83-63
D11 %	Auburn	L	57-85
D12 %	Toledo	W	96-66
D18	Ohio State	W	85-81
D29 &	East Carolina	W	89-61
D30 &	Old Dominion	W	85-70
J2	North Carolina	W	92-69
J7 *	Oregon	W	82-56
J9 *	Oregon State	W	73-62
J15 *	at UCLA	W	67-56
J22 *	Arizona State	W	93-77
J23 *	Arizona	W	94-79
J28 *	at Washington	L	80-82
J30 *	at Washington State	L	60-77
F5 *	at Oregon State	W	67-62
F7 *	at Oregon	W	68-61
F11 *	UCLA	W	86-63
F16	Long Beach State	L	78-80
F19 *	at Arizona	W	92-69
F20 *	at Arizona State	W	87-82
F26 *	Washington State	W	86-64
F27 *	Washington	W	77-74
M3 *	California	W	98-66
M5 *	Stanford	W	87-69
M11 *	at Stanford	L	67-77
M12 *	at California	W	99-97 (ot)
M19 !	Nebraska	W	100-82
M24 =	Iowa	L	67-79

# Lady Friar Classic - Providence, R.I.  
% Dial Classic - Long Beach, Calif.  
& Reebok Roundball Classic - Norfolk, Vir.  
\* Pac-10 conference game  
! NCAA First Round - Los Angeles  
= NCAA West Regional - Long Beach, Calif.

## 1988-89

Head Coach: LINDA SHARP  
12-16 overall, 8-10 in Pac-10 (6th)  
Final Ranking: N/A

D1	at North Carolina	W	93-75
D3 #	Illinois State	L	59-76
D4 #	Northeastern	W	74-52
D6	at Tennessee	L	69-102
D10 %	Pepperdine	W	75-74 (ot)
D11 %	Auburn	L	63-83
D23	Nevada-Las Vegas	L	78-82
D28 +	Texas	W	83-81
D30 =	Maryland	L	67-81
J6 *=	Stanford	L	50-89
J7 *=	California	L	61-83
J12 *	UCLA	L	62-76
J15 =	Long Beach State	L	70-91
J20 *	Arizona	W	85-78
J21 *	Arizona State	W	78-58
J27 *	at Washington	L	73-104
J29 *	at Washington State	L	69-85
F3 *	at Oregon	L	56-71
F4 *	at Oregon State	W	65-56
F10 *	at UCLA	W	90-75
F17 *	at Arizona State	W	70-68
F18 *	at Arizona	L	84-94
F23 *	Washington	L	67-75
F24 *	Washington State	W	87-67
M3 *	Oregon State	W	86-68
M4 *	Oregon	W	71-68
M9 *	at Stanford	L	85-100
M10 *	at California	L	106-115

# Buckeye Classic - Columbus, Ohio  
% Zuma Jay's Lady Wave Classic - Malibu, Calif.  
+ Game played at Cal State Fullerton  
= Game played at Loyola Marymount  
\* Pac-10 conference game

## 1989-90

Head Coach: MARIANNE STANLEY  
8-19 overall, 6-12 in Pac-10 (7th)  
Final Ranking: N/A

N27	Boise State	W	78-59
D2	San Diego State	W	73-66
D9	at Nevada-Las Vegas	L	67-98
D22	Tennessee	L	53-87
D28 #	at Rutgers	L	51-76
D29 #	Auburn	L	55-71
J3	Old Dominion	L	69-82
J6 *	UCLA	L	68-83
J11 *	at Arizona	L	53-58
J13 *	at Arizona State	W	82-78 (ot)
J18 *	California	L	50-55
J20 *	Stanford	L	64-98
J25 *	at Oregon	L	58-80
J27 *	at Oregon State	W	50-46
F1 *	Washington State	L	59-70
F2 *	Washington	L	47-68
F4	at Texas	L	44-85
F9 *	Arizona State	W	55-54
F11 *	Arizona	W	65-64 (ot)
F15 *	at Stanford	L	60-86
F17 *	at California	L	52-58
F20	at Long Beach State	L	54-82
F23 *	Oregon State	W	64-49
F25 *	Oregon	W	66-61
M1 *	at Washington	L	40-76
M3 *	at Washington State	L	64-73
M9 *	at UCLA	L	72-76

# Bell Atlantic/Rutgers Tourn. - Piscataway, N.J.  
\* Pac-10 conference game

## 1990-91

Head Coach: MARIANNE STANLEY  
18-12, overall, 11-7 in Pac-10 (3rd)  
Final Ranking: N/A

N25	Texas	W	88-77
N30 #	Old Dominion	W	72-61
D1 #	at Northwestern	L	63-70
D4	San Diego State	W	68-54
D7	at San Francisco	L	77-90
D12	Long Beach State	L	61-71
D21	Cal State Fullerton	L	55-61
D28	at Old Dominion	W	77-70
D30	at Vir. Commonwealth	W	94-68
J3	Missouri	W	87-55
J5 *	at UCLA	W	73-69
J11 *	Arizona	W	88-74
J13 *	Arizona State	W	84-67
J17 *	at California	L	66-92
J19 *	at Stanford	L	69-77
J25 *	Oregon	W	80-71
J27 *	Oregon State	L	71-73
F1 *	at Washington State	L	47-74
F3 *	at Washington	L	63-77
F7 *	at Arizona State	W	84-68
F9 *	at Arizona	W	81-68
F15 *	Stanford	L	58-76
F17 *	California	W	74-48
F22 *	at Oregon State	W	65-60
F24 *	at Oregon	W	67-44
M1 *	Washington	W	69-62
M3 *	Washington State	W	69-51
M8 *	UCLA	L	79-83
M13 #	Utah	W	63-52
M16 !	at Long Beach State	L	58-83

# Northwestern Tournament - Evanston, Ill.  
\* Pac-10 conference game  
# NCAA First Round - Los Angeles  
! NCAA West Regional - Long Beach, Calif.

## 1991-92

Head Coach: MARIANNE STANLEY  
23-8 overall, 14-4 in Pac-10 (2nd)  
Final Ranking: 23rd AP

N27	San Francisco	W	50-49
D3	at San Diego State	L	64-71
D6	DePaul	W	69-59
D10	at Long Beach State	L	59-60
D21	at Cal State Fullerton	W	76-53
D28 #	Cal State Northridge	W	92-38
D29 #	Virginia	L	52-71
J3	at Michigan State	W	56-51
J5	at Central Michigan	W	66-61
J10 *	Oregon State	W	84-45
J12 *	Oregon	W	83-55
J16 *	at Stanford	L	72-87
J18 *	at California	L	70-77
J24 *	UCLA	W	62-60
J26	at Sacramento State	W	75-73
J31 *	Washington State	W	71-65 (ot)
F2 *	Washington	W	74-67
F6 *	at Arizona	W	80-60
F8 *	at Arizona State	L	62-63
F14 *	California	W	68-62
F16 *	Stanford	L	51-73
F22 *	at UCLA	W	73-71
F27 *	at Washington	W	62-58
F29 *	at Washington State	W	67-63
M6 *	Arizona State	W	98-65
M8 *	Arizona	W	71-68
M12 *	at Oregon	W	81-76
M14 *	at Oregon State	W	78-66
M22 !	Montana	W	71-59
M26 =	Stephen F. Austin	W	61-57
M28 =	Stanford	L	62-82

# UCLA Tournament - Westwood, Calif.  
\* Pac-10 conference game  
! NCAA Second Round - Los Angeles  
= NCAA West Regional - Seattle, Wash.

YEAR-BY-YEAR RESULTS

# USC WOMEN'S BASKETBALL

1983 NCAA CHAMPIONS • 1984 NCAA CHAMPIONS • 1994 PAC-10 CHAMPIONS • 2014 PAC-12 TOURNAMENT CHAMPIONS

## 1992-93

Head Coach: MARIANNE STANLEY

22-7 overall, 14-4 in Pac-10 (2nd)

Final Ranking: 15th AP

D4	#	Lamar	W	78-43
D5	#	DePaul	L	54-62
D10		Long Beach State	W	101-48
D19		Northern Illinois	W	91-64
D21		Cal State Fullerton	W	85-46
D29	%	Pepperdine	W	76-61
D30	%	Michigan State	W	66-50
J3		at San Diego State	L	61-63
J7	*	at Arizona	W	68-54
J9	*	at Arizona State	W	86-72
J14	*	Oregon State	W	82-57
J16	*	Oregon	W	78-69
J18	*	Stanford	W	67-55
J21	*	at California	L	55-68
J23	*	at Stanford	L	67-76
J29	*	at UCLA	W	73-60
F5	*	Washington State	W	69-63
F7	*	Washington	W	74-61
F11	*	at Oregon	W	80-61
F13	*	at Oregon State	L	59-64
F19	*	California	W	76-71 (OT)
F21	*	at Cal State Northridge	W	78-36
F26	*	UCLA	W	66-57
M4	*	at Washington	W	46-45
M6	*	at Washington State	W	55-52
M11	*	Arizona State	L	55-64
M13	*	Arizona	W	78-62
M21	!	Nebraska	W	78-60
M25	!=	Texas Tech	L	67-87

# De Paul Coopers and Lybrand Inv. - Chicago, Ill.

% USC Christmas Challenge - Los Angeles

\* Pac-10 conference game

! NCAA Second Round - Los Angeles

= NCAA West Regional - Missoula, Mo.

## 1994-95

Head Coach: CHERYL MILLER

18-10 overall, 10-8 Pac-10 (5th)

Final Ranking: N/A

N26	#	Marquette	W	87-76
N27	#	Iowa	L	55-65
D3		UC Santa Barbara	W	75-71
D6		at San Diego State	W	67-55
D9		at Houston	W	87-72
D11		at Stephen F. Austin	W	81-76
D28	%	Long Beach State	W	84-61
D30	%	UNC Charlotte	W	84-69
J5	*	Oregon State	L	56-69
J7	*	Oregon	W	78-77
J12	*	at Washington	L	53-67
J14	*	at Washington State	L	61-62
J19	*	Arizona	W	85-54
J21	*	Arizona State	W	91-44
J26	*	at California	W	90-71
J28	*	at Stanford	L	53-109
F4	*	at UCLA	W	56-55
F10	*	Washington State	W	92-64
F12	*	Washington	L	72-75
F16	*	at Arizona State	W	77-65
F18	*	at Arizona	W	71-63
F23	*	Stanford	L	52-71
F25	*	California	W	87-82
M3	*	UCLA	W	70-65
M5	*	Cal State Northridge	W	79-46
M9	*	at Oregon	L	50-76
M11	*	at Oregon State	L	59-92
M17	!	Memphis	L	72-74

# Prairie Lights Hawkeye Classic - Iowa City, Iowa

% USC Christmas Challenge - Los Angeles

\* Pac-10 conference game

! NCAA First Round - Nashville, Tenn.

## 1996-97

Head Coach: FRED WILLIAMS

20-9 overall, 13-5 Pac-10 (3rd)

Final Ranking: N/A

D1		at San Diego State	W	71-60
D6	^	Western Illinois	W	80-42
D7	^	Louisiana Tech	L	47-66
D13	-	Colorado State	L	64-67
D14	-	Utah	W	81-59
D19		UC Santa Barbara	W	98-92 (OT)
D21		Long Beach State	W	91-61
D28	=	New Orleans	W	97-73
D29	=	Western Kentucky	L	82-85 (2OT)
J2	*	at Washington	W	69-68
J4	*	at Washington State	W	70-63
J10	*	California	W	91-57
J12	*	Stanford	L	76-77
J16	*	at Arizona	W	87-72
J18	*	at Arizona State	W	82-55
J24	*	at UCLA	W	60-56
J31	*	Oregon State	W	85-72
F2	*	Oregon	W	73-65
F6	*	at Stanford	L	69-103
F8	*	at California	W	66-63
F14	*	Arizona State	W	77-63
F16	*	Arizona	L	64-82
F22	*	UCLA	W	87-74
F27	*	at Oregon	L	53-70
M1	*	at Oregon State	W	86-60
M6	*	Washington State	W	101-59
M8	*	Washington	L	66-71
M15	!	San Francisco	W	68-55
M17	!	Florida	L	78-92

^ Dial Soap Classic - Ruston, La.

- UC Irvine Tournament - Irvine, Calif.

= Pac-10/Sun Belt Challenge - Los Angeles

\* Pac-10 conference game

! NCAA Mideast Regional - Gainesville, Fla.

## 1993-94

Head Coach: CHERYL MILLER

26-4 overall, 16-2 in Pac-10 (1st)

Final Ranking: 7th AP

D1		at Northern Illinois	W	90-79
D3	#	at Richmond	W	80-59
D4	#	at Maryland	W	92-85
D7		Cal State Northridge	W	95-31
D20		Stephen F. Austin	W	78-64
D29	%	Western Michigan	W	88-62
D30	%	Iowa	L	49-50
J2		San Diego State	W	82-62
J6	*	at Oregon State	W	63-56
J8	*	at Oregon	W	47-45
J13	*	Washington	W	81-70
J15	*	Washington State	W	101-70
J20	*	at Arizona	W	76-65
J22	*	at Arizona State	W	87-81
J28	*	California	W	97-60
J30	*	Stanford	W	81-73
F4	*	UCLA	W	85-70
F10	*	at Washington State	W	82-62
F12	*	at Washington	L	55-63
F18	*	Arizona State	W	105-67
F20	*	Arizona	W	85-63
F24	*	at Stanford	L	50-80
F26	*	at California	W	99-81
M3	*	at UCLA	W	83-66
M10	*	Oregon	W	85-74
M12	*	Oregon State	W	69-64
M16	!	Portland	W	77-62
M19	!	George Washington	W	76-72
M24	=	Virginia	W	85-66
M26	=	Louisiana Tech	L	66-75

# CFB Women's Invitational - Richmond, Vir.

% USC Christmas Tournament - Los Angeles

\* Pac-10 conference game

! NCAA First & Second Round - Los Angeles

= NCAA Mideast Regional - Fayetteville, Ark.

## 1995-96

Head Coach: FRED WILLIAMS

13-14 overall, 8-10 Pac-10 (8th)

Final Ranking: N/A

N25		at Oklahoma State	L	55-85
N30		at UC Santa Barbara	W	80-75
D4		at Maine	W	66-60
D6		San Diego State	L	66-67
D10		Boise State	W	76-54
D21		at Long Beach State	W	68-59
D29	#	Maryland	W	68-62
D30	#	Virginia	L	68-78
J2		Kansas	L	77-82
J5	*	Washington	L	67-69
J7	*	Washington State	L	86-90
J11	*	at California	W	87-80 (OT)
J13	*	at Stanford	L	67-88
J18	*	Arizona	L	72-87
J20	*	Arizona State	W	73-61
J27	*	UCLA	W	96-77
F1	*	at Oregon State	L	62-64
F3	*	at Oregon	W	75-66 (OT)
F9	*	Stanford	L	54-77
F11	*	California	W	89-71
F15	*	at Arizona State	W	98-56
F17	*	at Arizona	L	73-78
F24	*	at UCLA	L	64-80
F29	*	Oregon	L	53-67
M2	*	Oregon State	W	67-66
M7	*	at Washington State	W	87-81
M9	*	at Washington	L	57-63

# Pac-10/ACC Challenge - Westwood, Calif.

\* Pac-10 conference game

## 1997-98

Head Coach: CHRIS GOBRECHT

12-15 overall, 7-11 Pac-10 (6th)

Final Ranking: N/A

N25		Long Beach State	W	84-55
D4		at UC Santa Barbara	L	61-79
D6	#	Grambling State	L	56-61
D7	#	Coppin State	W	67-47
D13		San Diego State	W	62-51
D20	%	Cal State Northridge	W	67-60
D21	%	Boise State	L	70-80
D27	=	Seton Hall	W	78-66
D28	=	Rutgers	L	59-77
J2	*	Arizona State	W	68-55
J4	*	Arizona	L	69-81
J8	*	at Oregon	L	65-79
J10	*	at Oregon State	L	52-57
J16	*	Stanford	L	55-89
J18	*	California	W	59-50
J23	*	UCLA	L	64-68
J29	*	at Washington State	W	57-48
J31	*	at Washington	L	60-67
F6	*	Oregon State	W	80-68
F8	*	Oregon	L	58-76
F12	*	at California	W	62-50
F14	*	at Stanford	L	63-91
F21	*	at UCLA	L	73-87
F27	*	Washington	W	65-63
M1	*	Washington State	L	65-68
M5	*	at Arizona	L	53-72
M7	*	at Arizona State	W	75-62

# Dial Soap Classic - Lawrence, Kansas

% Boise State Classic - Boise, Idaho

= Pac-10/Big East Challenge - Westwood, Calif.

\* Pac-10 conference game

# USC WOMEN'S BASKETBALL

1983 NCAA CHAMPIONS • 1984 NCAA CHAMPIONS • 1994 PAC-10 CHAMPIONS • 2014 PAC-12 TOURNAMENT CHAMPIONS

## 1998-99

Head Coach: CHRIS GOBRECHT  
7-20 overall, 3-15 Pac-10 (10th)

Final Ranking: N/A

N19	Boise State	W	71-54
N22	at Fresno State	W	65-59
N25	Drake	W	86-71
N27	# vs Old Dominion	L	61-73
N28	# Southwest Missouri State	L	69-80
D5	at Long Beach State	L	62-74
D12	Cal State Northridge	W	77-68
D20	at Western Kentucky	L	76-86
D29	UC Santa Barbara	L	65-75
J2	* at Arizona State	W	67-54
J4	* at Arizona	L	63-73
J8	* Oregon	L	53-77
J10	* Oregon State	W	53-49
J14	* at Stanford	L	49-69
J16	* at California	L	51-61
J23	* at UCLA	L	53-94
J28	* Washington State	L	58-65
J30	* Washington	L	71-79
F4	* at Oregon State	L	49-55
F6	* at Oregon	L	61-73
F12	* California	W	76-71
F14	* Stanford	L	59-60
F20	* UCLA	L	64-82
F25	* at Washington	L	54-74
F27	* at Washington State	L	51-63
M4	* Arizona	L	62-68
M6	* Arizona State	L	58-70

# Torneo Cancun de Basquetbol - Cancun, Mexico  
\* Pac-10 conference game

## 2000-01

Head Coach: CHRIS GOBRECHT  
13-15 overall, 8-10 Pac-10 (16th)

Final Ranking: N/A

N17	at Creighton	L	58-69
N19	at Drake	L	51-55
N24	UC Santa Barbara	W	60-55
N26	St. Joseph's	W	66-55
D2	at San Diego	W	70-56
D9	at Sacramento State	W	87-61
D15	Pepperdine	W	78-60
D20	at Baylor	L	55-79
D22	at Texas Tech	L	59-85
D28	Notre Dame	L	61-70
J4	* at Washington State	L	78-79
J7	* at Washington	L	79-91 (3ot)
J14	* at UCLA	L	53-65
J18	* Arizona	W	81-67
J20	* Arizona State %	L	59-66
J25	* at Oregon	W	55-53
J27	* at Oregon State	W	69-67
F2	* California %	L	55-61
F4	* Stanford	L	75-89
F10	* UCLA	W	61-56
F15	* at Arizona State	L	57-67
F18	* at Arizona	L	61-77
F23	* Oregon State	L	68-78
F25	* Oregon	L	66-74
M1	* at Stanford	W	62-59
M3	* at California	W	91-74
M8	* Washington	W	88-76
M10	* Washington State	W	84-51

\* Pac-10 conference game  
% Games played at Lyon Center

## 2002-03

Head Coach: CHRIS GOBRECHT  
14-17 overall, 8-10 Pac-10 (15th)

Final Ranking: N/A

N15	^ Northern Arizona	W	63-55
N17	^ at Colorado State	W	59-58
N20	^ at Kansas State	L	61-73
N23	New Mexico	W	55-48
N29	Notre Dame	L	57-69
D4	at Pepperdine	W	64-63
D7	at Connecticut	L	44-68
D14	Tennessee &	L	39-71
D19	at SMU	W	80-58
D21	at Colorado	L	86-93
D27	* at Oregon State	L	61-63
D29	* at Oregon	L	73-79
J3	* Washington State	W	92-44
J5	* Washington	L	81-83 (ot)
J9	at UC Santa Barbara	L	57-72
J12	* at UCLA	L	64-72
J16	* at Arizona	L	76-79
J18	* at Arizona State	W	58-53
J24	* California	W	83-62
J26	* Stanford	W	75-72
J30	* at Washington	L	76-94
F1	* at Washington State	W	89-36
F8	* UCLA	W	72-68
F14	* Arizona State	W	64-56
F16	* Arizona	L	64-78
F20	* at Stanford	L	55-63
F22	* at California	L	50-60
F27	* Oregon	L	70-75
M1	* Oregon State	W	87-44
M7	\$ Washington State	W	53-46
M8	\$ Washington	L	63-64

^ Preseason WNIT - all at home sites  
& Game played at Great Western Forum  
\* Pac-10 conference game  
\$ State Farm Pac-10 Tournament - Eugene, Ore.

## 1999-2000

Head Coach: CHRIS GOBRECHT  
16-14 overall, 10-8 Pac-10 (5th)

Final Ranking: N/A

N23	at Portland	W	59-47
N26	Creighton	W	61-56
N29	Texas Tech	L	63-66 (ot)
D4	at San Diego State	W	72-60
D8	at Long Beach State	L	49-62
D11	Sacramento State	W	84-42
D19	Baylor	W	71-53
D21	at UC Santa Barbara	L	53-77
D27	at Notre Dame	L	59-74
D30	at Rutgers	L	59-76
J7	* Washington State	W	71-61
J9	* Washington	W	77-66
J16	* at UCLA	L	62-82
J20	* at Arizona State	L	74-78 (ot)
J22	* at Arizona	L	52-67
J27	* Oregon	W	74-73
J29	* Oregon State	L	53-57
F3	* at California	L	64-81
F5	* at Stanford	L	56-69
F12	* UCLA	W	73-69
F17	* Arizona	W	80-68
F19	* Arizona State	W	76-70
F24	* at Oregon State	L	66-73
F26	* at Oregon	W	69-63
M3	* California	W	81-78
M5	* Stanford	L	64-66
M9	* at Washington	W	88-76 (ot)
M11	* at Washington State	W	62-59
M16	^ at Santa Clara	W	71-64
M18	^ at Colorado State	L	56-66

\* Pac-10 conference game  
^ WNIT First and Second Round

## 2001-02

Head Coach: CHRIS GOBRECHT  
16-14 overall, 11-7 Pac-10 (4th)

Final Ranking: N/A

N16	at St. Joseph's	L	72-81
N18	at Tennessee	L	66-106
N21	Morgan State	W	87-39
N24	^ vs. Florida	W	71-68
N25	^ vs. Texas	L	64-66
N29	Brigham Young	L	73-75 (ot)
D4	CS Northridge	W	96-54
D9	at Notre Dame	L	49-62
D15	Nevada	W	86-48
D20	* Oregon State	W	69-65
D22	* Oregon	W	83-73
D28	* at California	W	69-53
D30	* at Stanford	L	66-78
J4	* at Washington State	W	87-66
J6	* at Washington	L	79-80 (ot)
J13	* at UCLA	W	67-57
J17	* Arizona	L	74-78
J19	* Arizona State	W	68-49
J24	* at Oregon	L	65-75
J26	* at Oregon State	W	60-58
F1	* Washington	L	63-69
F3	* Washington State	W	79-38
F9	* UCLA	W	71-58
F14	* at Arizona State	L	60-67
F16	* at Arizona	W	71-64
F22	* Stanford	L	60-78
F24	* California	W	69-58
M2	\$ vs. Oregon State	L	68-69
M13	% at San Francisco	W	72-53
M17	% at Washington	L	87-97

^ Paradise Jam - St. Thomas, V.I.  
\* Pac-10 conference game  
\$ State Farm Pac-10 Tournament - Eugene, Ore.  
% Postseason Women's NIT - all at home sites

## 2003-04

Head Coach: CHRIS GOBRECHT  
15-13 overall, 11-7 Pac-10 (13rd)

Final Ranking: N/A

N21	at New Mexico	L	75-77
N28	^ vs. Seton Hall	W	70-59
N29	^ vs. Minnesota	L	61-84
D7	Connecticut	L	69-72
D13	San Diego	W	82-65
D17	SMU	W	64-48
D20	Colorado	L	67-69
D22	at Notre Dame	L	62-73
D28	* UCLA	W	64-51
J2	* at Oregon	W	69-55
J4	* at Oregon State	L	67-72
J9	* Washington	W	70-50
J11	* Washington State	W	82-52
J15	* at Arizona	L	64-75
J17	* at Arizona State	W	68-65
J23	* California	W	67-47
J25	* Stanford	W	59-56
J29	* Oregon State	L	66-73
J31	* Oregon	W	71-56
F5	* at Washington State	W	83-47
F7	* at Washington	L	70-72
F12	* Arizona State	W	65-50
F15	* Arizona	W	68-66
F19	* at Stanford	L	57-75
F21	* at California	L	59-68
F26	UC Santa Barbara	W	76-61
F29	* at UCLA	L	64-68
M6	\$ vs. Washington	L	50-67

^ Junkanoo Jam Tournament - Freeport, Bahamas  
\* Pac-10 conference game  
\$ State Farm Pac-10 Tournament - Eugene, Ore.

YEAR-BY-YEAR RESULTS

# USC WOMEN'S BASKETBALL

1983 NCAA CHAMPIONS • 1984 NCAA CHAMPIONS • 1994 PAC-10 CHAMPIONS • 2014 PAC-12 TOURNAMENT CHAMPIONS

## 2004-05

Head Coach: MARK TRAKH  
20-11 overall, 12-6 Pac-10 (t2nd)  
Final Ranking: 22nd USA Today/ESPN

N19	Massachusetts	W	54-49
N20	DePaul	L	77-99
N26	Notre Dame	L	56-60
N28	Harvard	W	74-58
D5	Loyola Marymount	W	77-56
D7	at San Diego	W	68-47
D11	South Dakota State	W	66-59
D18	at Brigham Young	L	73-76
D21	at Texas Christian	W	71-70
D28	* at UCLA	L	61-62
J2	* Oregon	W	77-72
J4	* Oregon State	W	62-51
J7	* at Washington	W	62-52
J9	* at Washington State	W	77-75 (ot)
J14	* Arizona	W	67-54
J16	* Arizona State	W	66-45
J20	* at California	W	76-71
J22	* at Stanford	L	58-94
J27	* at Oregon State	W	69-59
J29	* at Oregon	L	59-81
F3	* Washington State	W	69-62
F5	* Washington	W	73-68
F10	* at Arizona State	L	45-49
F12	* at Arizona	L	74-87
F18	* Stanford	L	62-88
F20	* California	W	103-69
F26	* UCLA	W	80-77
M5	\$ Arizona	W	74-66
M6	\$ Stanford	L	69-73
M19	! Louisville	W	65-49
M21	! Michigan State	L	59-61

^ DePaul Moran Realty Classic - Chicago, Ill.  
\* Pac-10 conference game  
\$ State Farm Pac-10 Tournament - San Jose, Calif.  
! NCAA First & Second Round - Minneapolis, Minn.

## 2005-06

Head Coach: MARK TRAKH  
19-12 overall, 11-7 Pac-10 (t4th)  
Final Ranking: RV

N19	^ at Hawai'i	W	80-71
N20	^ vs. Eastern Illinois	W	68-53
N23	at Long Beach State	L	46-51
N27	at Notre Dame	L	62-73
D4	TCU	W	65-62
D6	at Loyola Marymount	W	59-53
D9	Cal State Northridge	W	97-69
D11	Ohio State	L	57-68
D16	Cal State Fullerton	W	94-54
D20	* Oregon State	W	72-62
D22	* Oregon	W	72-48
D30	* at Stanford	L	56-77
J1	* at California	L	68-73
J6	* Arizona State	W	58-50
J8	* Arizona	W	76-60
J12	* at Washington State	W	81-60
J14	* at Washington	W	64-61
J21	* UCLA	W	73-70
J27	* California	L	67-72
J29	* Stanford	L	69-78
F2	* at Arizona	W	73-72
F4	* at Arizona State	L	72-79
F9	* Washington	L	79-87 (2ot)
F11	* Washington State	W	75-67
F18	* at UCLA	W	77-73
F23	* at Oregon	W	69-64
F25	* at Oregon State	L	64-67
M4	\$ Washington	W	70-67
M5	\$ Stanford	L	44-73
19	! South Florida	W	67-65
21	! Duke	L	51-85

\* Pac-10 conference game  
^ Waikiki Beach Marriott Classic - Honolulu, HI.  
\$ State Farm Pac-10 Tournament - San Jose, Calif.  
! NCAA First & Second Round - Norfolk, Va.

## 2006-07

Head Coach: MARK TRAKH  
17-13 overall, 10-8 Pac-10 (5th)  
Final Ranking: NR

N10	Long Beach State	W	85-50
N17	at South Dakota State	L	63-67
N19	at Ohio State	L	58-77
N24	Notre Dame	W	69-58
N26	Nebraska	L	65-72
D2	at Colorado	W	76-57
D4	at Utah	L	66-70
D9	Hawai'i	W	72-52
D14	^ Prairie View A&M	W	78-53
D16	^ Houston	W	65-42
D20	* Stanford	L	46-62
D22	* California	L	53-62
D29	* at Washington	L	60-76
D31	* at Washington State	W	62-56
J5	* Oregon	W	79-71 (2ot)
J7	* Oregon State	W	59-51
J13	* at UCLA	W	75-72
J18	* at Arizona	W	77-68
J21	* at Arizona State	L	54-62
J26	* Washington State	W	65-47
J28	* Washington	W	78-58
F1	* at Oregon State	W	68-65
F3	* at Oregon	L	63-73
F10	* UCLA	W	62-55
F15	* Arizona State	L	57-68
F17	* Arizona	W	66-42
F22	* at California	L	79-86 (ot)
F25	* at Stanford	L	53-56
M3	\$ Washington	W	81-77
M4	\$ Stanford	L	52-67

^ Women of Troy Classic - Los Angeles, Calif.  
\* Pac-10 conference game  
\$ State Farm Pac-10 Tournament - San Jose, Calif.

## 2007-08

Head Coach: MARK TRAKH  
17-13 overall, 10-8 Pac-10 (4th)  
Final Ranking: NR

N11	at UC Santa Barbara	L	63-69 (ot)
N18	Colorado	W	70-57
N23	% vs. Virginia Tech	W	65-64
N24	% vs. Georgia	L	57-59
N30	at Cal State Fullerton	W	104-77
D3	Utah	W	62-45
D8	at Nebraska	L	69-87
D10	at Michigan	L	61-82
D15	Pepperdine	W	55-52
D20	^ Grambling State	W	78-45
D21	^ Portland State	W	75-68
D28	* at Arizona	W	77-70
D30	* at Arizona State	L	63-66
J4	* California	L	52-57
J6	* Stanford	W	73-72
J10	* at Washington State	W	62-58
J13	* at Washington	L	45-60
J19	* UCLA	W	64-56
J24	* Oregon State	W	59-47
J26	* Oregon	W	46-42
J31	* at Stanford	L	51-77
F2	* at California	L	55-60 (ot)
F8	* Washington	W	68-52
F10	* Washington State	W	64-46
F17	* at UCLA	W	49-36
F21	* at Oregon	W	67-58
F23	* at Oregon State	L	54-55
F28	* Arizona	L	62-64
M1	* Arizona State	L	57-65
M8	\$ UCLA	L	52-73

% Junkanoo Jam - Freeport, Bahamas  
^ Women of Troy Classic - Los Angeles, Calif.  
\* Pac-10 conference game  
\$ State Farm Pac-10 Tournament - San Jose, Calif.

## 2008-09

Head Coach: MARK TRAKH  
17-15 overall, 9-9 Pac-10 (t-4th)  
Final Ranking: NR

N15	% vs. Charlotte	L	60-62
N16	% vs. UW-Milwaukee	W	77-65
N24	at Pepperdine	W	69-55
N30	UC Santa Barbara	W	62-53
D2	Michigan	W	81-53
D5	@ vs. Utah Valley	L	64-66
D6	@ vs. BYU	L	64-65
D13	^ Montana State	W	82-61
D19	^ Duke	L	89-97 (ot)
D20	^ Harvard	W	95-74
D30	at Utah	L	77-87
J2	* Oregon	W	66-56
J4	* Oregon State	W	78-54
J11	* at UCLA	L	75-87
J15	* at Arizona	W	77-71 (ot)
J17	* at Arizona State	L	71-83
J22	* Washington	W	90-82
J24	* Washington State	W	78-57
J29	* at Stanford	L	53-81
J31	* at California	L	71-73
F8	* UCLA	W	87-76
F12	* Arizona State	L	69-72
F15	* Arizona	L	61-74
F20	* at Washington State	W	68-57
F22	* at Washington	W	77-53
F27	* California	L	64-66
M1	* Stanford	L	74-85
M5	* at Oregon State	L	58-61
M7	* at Oregon	W	94-64
M13	\$ Arizona State	W	70-65
M14	\$ California	W	69-67
M15	\$ Stanford	L	64-89

% Wolfpack Invitational - Raleigh, N.C.  
@ Hukilau Invitational - Laie, Hawai'i  
^ Women of Troy Classic - Galen Center  
\* Pac-10 conference game  
\$ State Farm Pac-10 Tournament - Galen Center

## 2009-10

Head Coach: MICHAEL COOPER  
19-12 overall, 12-6 Pac-10 (3rd)  
Final Ranking: NR

N13	Xavier	L	71-81 (ot)
N15	Fresno State	W	68-63
N19	at Gonzaga	L	58-70
N26	% vs. Rutgers	L	51-66
N27	% vs. Texas	W	61-54
N28	% vs. Mississippi State	W	64-60
D3	at Long Beach State	W	83-77
D6	at Duke	L	72-78
D19	^ Dartmouth	W	78-46
D20	^ Cal State Bakersfield	W	93-56
D30	North Carolina State	L	53-59
J1	* at Arizona State	W	60-56
J3	* at Arizona	W	81-78 (ot)
J8	* Stanford	L	62-82
J10	* California	W	67-64
J17	* UCLA	W	70-63
J21	* at Washington	W	69-65
J23	* at Washington State	W	61-51
J28	* Oregon State	W	61-34
J30	* Oregon	L	77-85
F4	* at California	L	55-61
F7	* at Stanford	L	39-77
F13	* at UCLA	L	56-74
F18	* Washington State	L	52-64
F20	* Washington	W	56-51
F25	* at Oregon	W	87-84
F27	* at Oregon State	W	53-50
M4	* Arizona	W	55-53
M6	* Arizona State	W	62-52
M12	\$ Oregon	W	80-76
M13	\$ UCLA	L	53-59

% U.S. Virgin Islands Paradise Jam - St. Thomas, USVI  
^ Women of Troy Classic - Galen Center  
\* Pac-10 conference game  
\$ State Farm Pac-10 Tournament - Galen Center

YEAR-BY-YEAR RESULTS

# USC WOMEN'S BASKETBALL

1983 NCAA CHAMPIONS • 1984 NCAA CHAMPIONS • 1994 PAC-10 CHAMPIONS • 2014 PAC-12 TOURNAMENT CHAMPIONS

## 2010-11

Head Coach: MICHAEL COOPER

24-13 overall, 10-8 Pac-10 (4th)

Final Ranking: NR

N12	Gonzaga	W	79-73
N15	at Duke	L	50-75
N21	Long Beach State	W	82-60
N23	Georgia	W	71-63
N26 %	vs. Princeton	L	59-60
N28 %	vs. Quinnipiac	W	78-59
D2	at Xavier	L	66-69
D5	at NC State	W	84-75
D18 ^	Colorado	W	68-54
D19 ^	San Diego State	W	74-64
D29	at Fresno State	W	82-78
D31 *	at Washington State	W	72-57
J2 *	at Washington	W	60-51
J8 *	at UCLA	L	42-61
J13 *	Oregon	W	79-76
J15 *	Oregon State	W	53-45
J20 *	at California	L	71-82
J22 *	at Stanford	L	51-95
J27 *	Arizona	W	81-72
J29 *	Arizona State	L	61-62
F6 *	UCLA	L	67-74
F10 *	at Oregon State	W	70-51
F12 *	at Oregon	W	85-63
F18 *	Stanford	L	64-78
F20 *	California	W	80-67
F24 *	at Arizona State	L	55-69
F26 *	at Arizona	L	74-84
M3 *	Washington State	W	74-67
M6 *	Washington	W	65-61 (ot)
M9 \$	Washington State	W	78-66
M10 \$	Arizona	L	61-72
M17 #	UC Santa Barbara	W	67-64
M20 #	at Nevada	W	78-59
M23 #	at BYU	W	62-50
M27 #	at Colorado	W	87-70
M30 #	at Illinois State	W	63-36
A2 #	Toledo	L	68-76

% Vanderbilt Thanksgiving Tournament - Nashville, TN

^ Women of Troy Classic - Galen Center

\* Pac-10 conference game

\$ Pacific Life Pac-10 Tournament - Galen Center

# Women's National Invitation Tournament

## 2011-12

Head Coach: MICHAEL COOPER

18-12 overall, 12-6 Pac-12 (3rd)

Final Ranking: NR

N11	Fresno State	W	65-57
N18	at Nebraska	L	68-50
N20	at Georgia	L	67-60
N25 %	vs. Notre Dame	L	80-58
N26 %	vs. Gardner-Webb	W	82-41
N30	UTSA	W	74-56
D4	at Gonzaga	W	58-51
D15	at Arkansas State	L	58-56
D18	at Texas A&M	L	71-70
D21	at Pepperdine	W	75-71 (ot)
D29 *	Stanford	L	61-53
D31 *	California	W	74-54
J5 *	at Arizona State	W	60-48
J7 *	at Arizona	W	72-67
J14 *	at UCLA	W	47-43
J19 *	Oregon	W	92-73
J21 *	Oregon State	L	65-61 (ot)
J26 *	at Colorado	L	69-67
J28 *	at Utah	L	63-55
J31	UC Santa Barbara	W	50-39
F2 *	Washington State	W	67-62
F5 *	Washington	L	67-61
F9 *	at Stanford	L	69-52
F11 *	at California	W	76-75 (ot)
F19 *	UCLA	W	66-54
F23 *	Arizona	W	78-62
F25 *	Arizona State	W	59-53
M1 *	at Washington	W	62-55
M3 *	at Washington State	W	65-54
M8 \$	WSU	L	69-55

% Junkanoo Jam - Bahamas

\* Pac-12 conference game

\$ Pacific Life Pac-12 Tournament - Galen Center

## 2012-13

Head Coach: MICHAEL COOPER

11-20 overall, 7-11 Pac-12 (7th)

Final Ranking: NR

N11	Gonzaga	L	63-52
N18	Pepperdine	W	65-56
N21	Arkansas State	W	72-58
N23	Nebraska	L	74-65
N27	at UC Santa Barbara	W	62-51
N30	at San Diego State	L	80-46
D5	at Fresno State	L	65-60
D15	Texas A&M	L	79-61
D21 ^	UC Davis	L	78-69
D22 ^	Duke	L	75-60
D29	Vanderbilt	L	74-56
J4 *	at Oregon State	W	56-55
J6 *	at Oregon	W	67-62
J11 *	Washington	W	81-72
J13 *	Washington State	W	61-59
J17 *	at California	W	71-63 (ot)
J20 *	at Stanford	L	75-66
J25 *	Arizona State	L	60-53
J27 *	Arizona	W	74-57
F1 *	Utah	L	63-60
F3 *	Colorado	L	65-49
F8 *	at Washington State	L	57-54
F10 *	at Washington	L	61-58
F15 *	Stanford	L	79-55
F17 *	California	L	72-64
F19 *	UCLA	L	68-54
F24 *	at UCLA	L	63-58
M1 *	at Arizona	W	74-62
M3 *	at Arizona State	W	67-60
M7 \$	Oregon State	W	64-57
M8 \$	California	L	78-59

^ Women of Troy Classic - Galen Center

\* Pac-12 conference game

\$ Pacific Life Pac-12 Tournament - Key Arena • Seattle

## 2013-14

Head Coach: CYNTHIA COOPER-DYKE

22-13 overall, 11-7 Pac-12 (t4th)

Final Ranking: RV

N8	at UC Davis	W	64-55
N10	at Fresno State	W	63-54
N13	San Diego State	W	65-61
N22	at Oklahoma State	L	82-51
N25	South Carolina	L	70-50
N28 %	vs. Iowa	L	78-65
N29 %	vs. UNC Wilmington	W	85-59
N30 %	vs. Boston College	W	79-52
D10	at Cal State Northridge	L	65-64
D19	Saint Mary's	L	71-55
D21	Hawai'i	W	66-55
D28	Long Beach State	W	89-72
D30 *	at UCLA	W	56-54
J3 *	Colorado	W	55-45
J5 *	Utah	W	55-47
J10 *	at Arizona State	L	94-86 (ot)
J12 *	at Arizona	W	54-45
J17 *	Oregon State	W	81-60
J19 *	Oregon	W	109-85
J24 *	at California	W	77-70
J27 *	at Stanford	L	86-59
J31 *	Washington State	L	79-75
F2 *	Washington	L	63-55
F8 *	UCLA	W	68-54
F14 *	at Oregon	W	88-78
F16 *	at Oregon State	L	58-48
F21 *	Stanford	L	64-59
F23 *	California	L	76-67
F27 *	at Utah	W	67-57
M2 *	at Colorado	W	66-59
M6 \$	Arizona	W	59-54
M7 \$	Arizona State	W	59-57
M8 \$	Stanford	W	72-68
M9 \$	Oregon State	W	71-62
M22 !	St. John's	L	71-68

% Cancun Challenge — Mayan Tourn. - Riviera Maya, Mexico

\* Pac-12 conference game

\$ Pac-12 Tournament - Key Arena • Seattle

! NCAA First & Second Rounds - Knoxville, Tenn.

## 2014-15

Head Coach: CYNTHIA COOPER-DYKE

15-15 overall, 7-11 Pac-12 (t7th)

Final Ranking: NR

N15	at South Carolina	L	70-61
N17	at Davidson	W	99-64
N21	at Long Beach State	W	90-85 (ot)
N23	Fresno State	W	68-50
N28 %	vs. Sam Houston State	W	88-67
N29 %	at SMU	W	64-57
D6	at Saint Mary's	L	64-58
D9	Cal State Northridge	W	85-74 (ot)
D14	Sacramento State	W	101-99
D18	Loyola Marymount	W	96-54
D21	Oklahoma State	L	66-62
D30 *	UCLA	L	59-52
J3 *	Oregon	W	70-54
J5 *	Oregon State	L	76-66
J9 *	at Colorado	W	81-61
J11 *	at Utah	W	46-43
J18 *	at UCLA	L	71-60
J23 *	California	L	67-53
J25 *	Stanford	L	71-60
J31 *	at Oregon State	L	68-35
F2 *	at Oregon	L	63-57
F6 *	Utah	W	73-54
F8 *	Colorado	W	66-51
F13 *	at Stanford	L	79-60
F15 *	at California	W	65-54
F20 *	Arizona	W	77-51
F22 *	Arizona State	L	76-73 (2ot)
F26 *	at Washington	L	60-48
F28 *	at Washington State	L	68-62
M5 \$	Colorado	L	75-63

% SMU Thanksgiving Classic - Dallas, Texas

\* Pac-12 conference game

\$ Pac-12 Tournament - Key Arena • Seattle

## 2015-16

Head Coach: CYNTHIA COOPER-DYKE

19-13 overall, 6-12 Pac-12 (8th)

Final Ranking: NR

N13	Hope International	W	92-43
N16	Santa Clara	W	81-46
N22 %	vs. Grand Canyon	W	75-44
N23 %	vs. West Virginia	W	78-67 (ot)
N24 %	at Gonzaga	W	60-56
N29 %	Iona	W	76-56
D4	Southern Utah (LC)	W	71-32
D6	UNLV	W	73-42
D13	Long Beach State	W	69-43
D18 ^	Florida A&M	W	88-45
D20 ^	Albany	W	68-67
D28	UC Irvine	W	75-56
D30 *	at UCLA	L	78-73
J2 *	Oregon State	L	57-49
J4 *	Oregon	W	74-67
J10 *	UCLA	W	71-68
J15 *	at Washington St.	L	73-61
J17 *	at Washington	L	69-60
J22 *	Stanford	L	57-47
J24 *	California	W	61-47
J29 *	at Utah	W	70-59
J31 *	at Colorado	L	66-63
F5 *	at Arizona	W	67-57
F7 *	at Arizona State	L	69-68
F12 *	Washington	L	61-53
F14 *	Washington St.	W	64-62
F19 *	at Oregon St.	L	76-52
F21 *	at Oregon	L	69-60
F26 *	Arizona State	L	50-45
F28 *	Arizona	L	63-56
M3 \$	Washington State	W	77-73
M4 \$	Oregon State	L	63-53

% Naismith Memorial Hall of Fame Challenge (Spokane, Wash. & Mohegan Sun Arena) (LC) - Game played at Lyon Center

^ Women of Troy Classic (Galen Center)

\* Pac-12 conference game

\$ Pac-12 Tournament - Key Arena • Seattle

YEAR-BY-YEAR RESULTS

# USC WOMEN'S BASKETBALL

1983 NCAA CHAMPIONS • 1984 NCAA CHAMPIONS • 1994 PAC-10 CHAMPIONS • 2014 PAC-12 TOURNAMENT CHAMPIONS

## 2016-17

Head Coach: CYNTHIA COOPER-DYKE  
14-16 overall, 5-13 Pac-12 (t-9th)  
Final Ranking: NR

N11	Hawai'i	W	76-44
N16	UC Riverside	W	67-49
N19	at UNLV	L	77-66
N22	% vs. Missouri State	W	89-67
N23	% vs. Portland	W	67-54
N27	Long Beach State	W	82-74
N30	at Texas A&M	W	66-62
D3	at Sacramento State	W	111-95
D16	^ Grambling State	W	75-64
D18	^ Mississippi State	L	76-72
D21	at UC Irvine	W	85-45
D30	* Colorado	W	79-54
J1	* Utah	L	58-53
J6	* at Washington	L	77-67
J8	* at Washington State	L	74-57
J13	* Oregon	L	59-53
J15	* Oregon State	L	74-60
J18	* UCLA	L	74-59
J22	* at UCLA	L	71-67
J27	* Arizona	W	58-54
J29	* Arizona State	W	65-50
F3	* at Stanford	L	58-42
F5	* at California	L	63-56
F10	* at Oregon State	W	70-50
F12	* at Oregon	L	73-50
F17	* Washington State	W	80-64
F19	* Washington	L	87-74
F24	* at Arizona State	L	69-62
F26	* at Arizona	L	67-62
M2	\$ vs. California	L	71-58

% Great Alaska Shootout (Anchorage, Alaska)  
^ Women of Troy Classic (Galen Center)  
\* Pac-12 conference game  
\$ Pac-12 Tournament - Key Arena • Seattle

## 2018-19

Head Coach: MARK TRAKH  
17-13 overall, 7-11 Pac-12 (9th)  
Final Ranking: NR

N6	UC Riverside	W	73-55
N11	at Long Beach State	W	86-50
N15	UC Santa Barbara	W	82-39
N17	Santa Clara	W	77-46
N23	% vs. Utah State	W	55-46
N25	% at Nevada	W	72-51
N28	Fresno State	W	62-61
D1	at UNLV	W	86-72
D16	CSUN	W	58-42
D19	at Texas A&M	L	71-51
D22	at UT Arlington	W	73-61
D30	* UCLA	L	72-65
J4	* at Stanford	L	72-64
J6	* at California	L	66-59
J11	* Oregon	L	93-53
J13	* Oregon State	L	76-52
J20	* at UCLA	W	72-67
J25	* at Arizona	L	71-68
J27	* at Arizona State	L	68-59
F1	* Washington	W	82-57
F3	* Washington State	W	81-73
F8	* at Utah	W	84-80
F10	* at Colorado	L	81-76
F15	* California	W	86-76
F17	* Stanford	L	69-67
F22	* at Oregon State	L	68-61
F24	* at Oregon	L	96-78
M1	* Colorado	W	84-77
M3	* Utah	W	83-77 (ot)
M7	\$ vs. Arizona	L	76-48

% Nugget Classic (Reno, Nev.)  
\* Pac-12 conference game  
\$ Pac-12 Tournament - MGM Grand Arena (Las Vegas)

## 2020-21

Head Coach: MARK TRAKH  
11-12 overall, 8-10 Pac-12 (8th)  
Final Ranking: NR

N25	LMU	W	85-55
D4	* at Arizona State	L	63-58
D6	* at Arizona	L	78-77
D13	* UCLA	L	73-52
D19	* Stanford	L	80-60
D21	* California	W	77-54
D23	Long Beach State	W	71-65
J1	* at #8 Oregon	L	92-64
J3	* at Oregon State	Postponed	
J8	* Utah	W	60-59
J11	* Colorado	W	56-52
J15	* Washington St.	W	81-77 (ot)
J17	* Washington	Postponed	
J17	UC Riverside	L	54-52
J22	* at California	Postponed	
J24	* at Stanford	L	86-59
J29	* Arizona	Postponed	
J31	* Arizona State	W	65-57
F5	* at Washington	W	63-54
F7	* at Washington State	W	81-71
F12	* at Colorado	L	66-56
F14	* at Utah	W	66-49
F19	* Oregon State	L	77-52
F21	* Oregon	L	72-48
F26	* at UCLA	L	93-51
M3	\$ vs. Arizona State	W	71-65
M4	\$ vs. Stanford	L	92-53

\* Pac-12 conference game  
\$ Pac-12 Tourn. - Michelob Ultra Arena (Las Vegas)

## 2021-22

Head Coach: LINDSAY GOTTLIEB  
12-16 overall, 5-12 Pac-12 (10th)  
Final Ranking: NR

N11	Hawai'i	W	90-50
N14	at Virginia	W	65-48
N18	Western Michigan	W	80-50
N20	Missouri State	L	67-41
N25	% vs. Seton Hall	W	79-65
N27	% vs. UCF	L	56-47
D2	UC Irvine	W	78-69
D5	San Francisco	L	78-63
D15	CSUN	W	76-51
D18	Texas Southern	W	77-45
D21	at Long Beach State	Canceled	
D31	* Arizona	Postponed	
J2	* Arizona State	Postponed	
J7	* at Colorado	L	71-58
J9	* at Utah	Postponed	
J9	* Arizona	W	76-67
J14	* Washington State	L	71-63
J16	* Washington	W	73-66
J20	* at UCLA	L	66-43
J23	* UCLA	L	68-58
J28	* at Oregon State	L	63-61 (ot)
J30	* at Oregon	L	80-48
F4	* California	L	62-59
F6	* Stanford	L	83-57
F9	* at Utah*	L	91-69
F11	* at Washington	W	70-59
F13	* at Washington State	L	57-54
F18	* Utah	W	83-62
F20	* Colorado	L	67-52
F24	* at Arizona State	W	60-58
F26	* at Arizona	L	68-59
M2	\$ vs. UCLA	L	73-60

% Cancun Challenge | Riviera Division (Cancun, Mexico)  
\* Pac-12 conference game  
\$ Pac-12 Tourn. - Michelob Ultra Arena (Las Vegas)

## 2017-18

Head Coach: MARK TRAKH  
20-11 overall, 9-9 Pac-12 (7th)  
Final Ranking: NR

N10	Montana State	W	98-47
N13	at UC Riverside	W	64-46
N17	at Santa Clara	W	64-43
N20	Long Beach State	W	75-60
N24	^ vs. Purdue	W	58-46
N25	^ vs. Marist	W	78-57
N26	^ at Hawaii	W	71-60
D1	at LMU	W	80-70
D15	Texas A&M	L	75-74
D19	% vs Middle Tennessee	W	72-57
D20	% at UT Rio Grande Valley	W	71-64
D29	* at California	L	76-64
D31	* at Stanford	L	72-65
J5	* Oregon	L	70-66
J7	* Oregon State	W	65-61
J12	* at Colorado	W	86-51
J14	* at Utah	W	58-47
J19	* Stanford	L	59-55
J21	* California	L	62-59
J26	* at Washington State	W	73-72
J28	* at Washington	W	72-61
F2	* at UCLA	L	59-46
F5	* UCLA	L	84-70
F9	* Arizona State	W	77-62
F11	* Arizona	W	78-52
F16	* at Oregon	L	80-74 (2ot)
F18	* at Oregon State	L	69-63
F22	* Utah	W	53-52 (ot)
F24	* Colorado	W	65-53
M1	\$ vs. Washington State	W	47-44
M2	\$ vs. Stanford	L	69-59

^ Rainbow Wahine Showdown (Honolulu, Hawaii)  
% UTRGV Holiday Classic (Edinburg, Texas)  
\* Pac-12 conference game  
\$ Pac-12 Tournament - Key Arena • Seattle

## 2019-20

Head Coach: MARK TRAKH  
17-14 overall, 8-10 Pac-12 (7th)  
Final Ranking: NR

N5	at CSUN	W	69-53
N9	Virginia	W	59-49
N14	at UC Riverside	W	76-59
N18	at UC Santa Barbara	L	57-46
N23	Texas A&M	L	74-64
D29	% vs. Nebraska	L	67-54
D30	% vs. Alabama	W	60-57
D14	UNLV	W	75-54
D18	UTRGV	W	80-43
D20	^ Nevada	W	50-47
D21	^ Long Beach State	W	57-40
D29	* at UCLA	L	83-59
J3	* Arizona	L	65-57
J5	* Arizona State	L	63-54
J10	* at Colorado	L	66-53
J12	* at Utah	L	67-65
J17	* UCLA	W	70-68 (2ot)
J24	* Washington State	W	74-63
J26	* Washington	W	81-78 (ot)
J31	* at Arizona State	L	76-75 (3ot)
F2	* at Arizona	L	73-57
F7	* at California	W	75-67
F9	* at Stanford	L	79-59
F14	* Oregon State	W	72-66
F16	* Oregon	L	93-67
F21	* at Washington	L	75-66
F23	* at Washington State	W	66-60
F28	* Utah	W	69-66
M1	* Colorado	W	66-55
M5	\$ vs. Colorado	W	69-54
M6	\$ vs. UCLA	L	73-66

% South Point Shootout (Las Vegas, Nev.)  
^ Women of Troy Classic (Galen Center)  
\* Pac-12 conference game  
\$ Pac-12 Tourn. - Mandalay Bay Events Center (Las Vegas)

YEAR-BY-YEAR RESULTS

# USC WOMEN'S BASKETBALL

1983 NCAA CHAMPIONS • 1984 NCAA CHAMPIONS • 1994 PAC-10 CHAMPIONS • 2014 PAC-12 TOURNAMENT CHAMPIONS

## 2022-23

Head Coach: LINDSAY GOTTLIEB

21-10 overall, 11-7 Pac-12 (t-4th)

Final Ranking: RV

N8	CSU Bakersfield	W	86-41
N12	Idaho State	W	75-42
N15	at San Diego	W	58-50
N19	at San Francisco	W	74-48
N23	Penn	W	66-60
N26	Utah State	W	79-48
N30	California Baptist	W	69-58
D3	Merrimack	W	88-40
D6	San José State	W	71-44
D15 *	UCLA	L	59-56
D18 ^	vs. Texas	L	62-48
D21	Saint Mary's	W	71-45
D30 *	at Oregon State	W	69-58
J1 *	at #Oregon	L	73-45
J8 *	at UCLA	L	61-60
J13 *	California	W	63-43
J15 *	Stanford	W	55-46
J20 *	at Washington State	W	51-44
J22 *	at Washington	W	63-54 (ot)
J27 *	at Utah	L	83-73
J29 *	at #Colorado	W	71-54
F3 *	Arizona State	W	64-49
F5 *	Arizona	L	81-75 (2ot)
F10 *	Oregon	W	56-51
F12 *	Oregon State	W	60-56 (ot)
F17 *	at Stanford	L	50-47
F19 *	at California	L	81-78 (ot)
F23 *	Washington	W	47-43
F25 *	Washington State	W	68-65 (2ot)
M1 \$	vs. Oregon State	L	56-48
M17 !	South Dakota St.	L	62-57 (ot)

% Pac-12 Coast-to-Coast Challenge (Dallas, Texas)

^ Pac-12 conference game

\* Pac-12 conference game

\$ Pac-12 Tourn. - Michelob Ultra Arena (Las Vegas)

! NCAA First & Second Rounds (Blacksburg, Va.)

YEAR-BY-YEAR RESULTS

# USC WOMEN'S BASKETBALL

1983 NCAA CHAMPIONS • 1984 NCAA CHAMPIONS • 1994 PAC-10 CHAMPIONS • 2014 PAC-12 TOURNAMENT CHAMPIONS

## 1976-77

1. Delta State
2. Immaculata
3. St. Joseph's
4. Cal State Fullerton
5. Tennessee
6. Tennessee Tech
7. Wayland Baptist
8. Montclair State
9. Stephen F. Austin
10. North Carolina State
11. Louisiana State
12. Baylor
13. UCLA
14. Old Dominion
15. Southeast Louisiana
16. Maryland
17. Michigan State
18. Mississippi College
19. Southern Connecticut
20. Kansas State

## 1979-80

1. Old Dominion
2. Tennessee
3. Louisiana Tech
4. South Carolina
5. Stephen F. Austin
6. Maryland
7. Texas
8. Rutgers
9. Long Beach State
10. North Carolina State
11. Kansas
12. Cheyney State
13. Kansas State
14. Kentucky
15. Northwestern
16. Mercer
17. Oregon
18. Central Mississippi
19. San Francisco
20. BYU

## 1982-83

1. **USC**
2. Louisiana Tech
3. Texas
4. Old Dominion
5. Cheyney State
6. Long Beach State
7. Maryland
8. Penn State
9. Georgia
10. Tennessee
11. Arizona State
12. Kentucky
13. Mississippi
14. Auburn
15. Missouri
16. North Carolina State
17. Kansas State
18. North Carolina
19. Oregon State
20. Louisiana State

## 1985-86

1. Texas
2. Georgia
3. **USC**
4. Louisiana Tech
5. Western Kentucky
6. Virginia
7. Auburn
8. Long Beach State
9. Louisiana State
10. Rutgers
11. Mississippi
12. Ohio State
13. Penn State
14. Iowa
15. Tennessee
16. North Carolina
17. James Madison
18. Southern Illinois
19. Oklahoma
20. Vanderbilt

## 1988-89

1. Tennessee
2. Auburn
3. Louisiana Tech
4. Stanford
5. Maryland
6. Texas
7. Long Beach State
8. Iowa
9. Colorado
10. Georgia
11. Stephen F. Austin
12. Mississippi
13. North Carolina State
14. Ohio State
15. Purdue
16. UNLV
17. South Carolina
18. LaSalle
19. Western Kentucky
20. Old Dominion

## 1991-92

1. Virginia
2. Tennessee
3. Stanford
4. Stephen F. Austin
5. Mississippi
6. Miami
7. Iowa
8. Maryland
9. Penn State
10. SW Missouri State
11. Purdue
12. Texas Tech
13. Vanderbilt
14. West Virginia
15. Western Kentucky
16. George Washington
17. Kansas
18. Alabama
19. Texas
20. Clemson
21. Creighton
22. Houston
23. **USC**
24. Colorado
25. UC Santa Barbara

## 1977-78

1. Tennessee
2. Wayland Baptist
3. North Carolina State
4. Montclair State
5. UCLA
6. Maryland
7. Queens
8. Valdosta State
9. Delta State
10. Louisiana State
11. St. Joseph's
12. Old Dominion
13. Missouri
14. Stephen F. Austin
15. Texas
16. Ohio State
17. Penn State
18. Southern Connecticut
19. Memphis State
20. Mississippi

## 1980-81

1. Louisiana Tech
2. Tennessee
3. Old Dominion
4. **USC**
5. Cheyney State
6. Long Beach State
7. UCLA
8. Maryland
9. Rutgers
10. Kansas
11. Kentucky
12. Oregon
13. North Carolina State
14. Stephen F. Austin
15. Illinois State
16. Texas
17. Jackson State
18. Minnesota
19. Oregon
20. Clemson

## 1983-84

1. Texas
2. Louisiana Tech
3. **USC**
4. Old Dominion
5. **USC**
6. Long Beach State
7. Kansas State
8. Louisiana State
9. Cheyney State
10. Mississippi
11. Missouri
12. Alabama
13. NE Louisiana
14. North Carolina
15. Tennessee
16. North Carolina State
17. Maryland
18. Virginia
19. Ohio State
20. Tenn-Chattanooga

## 1986-87

1. Texas
2. Auburn
3. Louisiana Tech
4. Long Beach State
5. Rutgers
6. Georgia
7. Tennessee
8. Mississippi
9. Iowa
10. Ohio State
11. Virginia
12. James Madison
13. North Carolina State
14. Louisiana State
15. Penn State
16. Southern Illinois
17. Villanova
18. Vanderbilt
19. **USC**
20. Washington

## 1989-90

1. Louisiana Tech
2. Stanford
3. Washington
4. Tennessee
5. UNLV
6. Stephen F. Austin
7. Georgia
8. Texas
9. Auburn
10. Iowa
11. North Carolina State
12. Virginia
13. Northwestern
14. Long Beach State
15. Purdue
16. Hawaii
17. Northern Illinois
18. Providence
19. South Carolina
20. Southern Mississippi

## 1992-93

1. Vanderbilt
2. Tennessee
3. Ohio State
4. Iowa
5. Texas Tech
6. Stanford
7. Auburn
8. Penn State
9. Virginia
10. Colorado
11. Maryland
12. Stephen F. Austin
13. Western Kentucky
14. Louisiana Tech
15. **USC**
16. Texas
17. North Carolina
18. Vermont
19. Bowling Green
20. Miami (Fla.)
21. Georgia
22. Nebraska
23. Hawaii
24. Kansas
25. Northern Illinois

## 1978-79

1. Old Dominion
2. Louisiana Tech
3. Tennessee
4. Texas
5. Stephen F. Austin
6. UCLA
7. Rutgers
8. Maryland
9. Cheyney State
10. Wayland Baptist
11. North Carolina State
12. Valdosta State
13. Penn State
14. Kansas
15. South Carolina
16. Northwestern
17. UNLV
18. Long Beach State
19. Fordham
20. Montclair State

## 1981-82

1. Louisiana Tech
2. Cheyney State
3. Maryland
4. Tennessee
5. Texas
6. **USC**
7. Old Dominion
8. Rutgers
9. Long Beach State
10. Penn State
11. Villanova
12. North Carolina State
13. Kentucky
14. Kansas State
15. South Carolina
16. Drake
17. Memphis State
18. Arizona State
19. Oregon
20. Missouri

## 1984-85

1. Texas
2. Northeast Louisiana
3. Long Beach State
4. Louisiana Tech
5. Old Dominion
6. Mississippi
7. Ohio State
8. Georgia
9. Penn State
10. Auburn
11. Washington
12. North Carolina State
13. Tennessee
14. Western Kentucky
15. **USC**
16. UNLV
17. St. Joseph's
18. UCLA
19. Texas Tech
20. San Diego State

## 1987-88

1. Tennessee
2. Iowa
3. Auburn
4. Texas
5. Louisiana Tech
6. Ohio State
7. Long Beach State
8. Rutgers
9. Maryland
10. Virginia
11. Washington
12. Mississippi
13. Stanford
14. James Madison
15. **USC**
16. Montana
17. Georgia
18. New Mexico State
19. Stephen F. Austin
20. LaSalle

## 1990-91

1. Penn State
2. Virginia
3. Tennessee
4. Georgia
5. Purdue
6. Auburn
7. North Carolina State
8. Arkansas
9. Louisiana State
10. Stanford
11. Western Kentucky
12. Washington
13. Connecticut
14. Stephen F. Austin
15. Providence
16. Texas
17. UNLV
18. Rutgers
19. Long Beach State
20. Mississippi

AP FINAL RANKINGS



# USC WOMEN'S BASKETBALL

1983 NCAA CHAMPIONS • 1984 NCAA CHAMPIONS • 1994 PAC-10 CHAMPIONS • 2014 PAC-12 TOURNAMENT CHAMPIONS

## 1993-94

- Tennessee
- Penn State
- Connecticut
- North Carolina
- Colorado
- Louisiana Tech
- USC**
- Purdue
- Texas Tech
- Virginia
- Stanford
- Vanderbilt
- Iowa
- Seton Hall
- Kansas
- Alabama
- Montana
- Washington
- Florida International
- Florida
- Boise State
- Southern Mississippi
- Mississippi
- Bowling Green
- Texas

## 1996-97

- Connecticut
- Old Dominion
- Stanford
- North Carolina
- Louisiana Tech
- Georgia
- Florida
- Alabama
- Louisiana State
- Tennessee
- Kansas
- Virginia
- Auburn
- Texas
- Notre Dame
- Illinois
- Texas Tech
- Colorado
- Stephen F. Austin
- Vanderbilt
- Clemson
- George Washington
- Tulane
- Michigan State
- Western Kentucky

## 1999-2000

- Connecticut
- Tennessee
- Louisiana Tech
- Georgia
- Notre Dame
- Penn State
- Iowa State
- Rutgers
- UC Santa Barbara
- Duke
- Texas Tech
- Mississippi State
- Purdue
- Old Dominion
- Louisiana State
- Auburn
- Boston College
- Oklahoma
- Virginia
- Oregon
- Arizona
- Tulane
- North Carolina State
- Xavier
- Michigan

## 2002-03

- Connecticut
- Duke
- Louisiana State
- Tennessee
- Texas
- Louisiana Tech
- Texas Tech
- Kansas State
- Stanford
- Purdue
- Villanova
- North Carolina
- Mississippi State
- Vanderbilt
- Penn State
- South Carolina
- Minnesota
- UC Santa Barbara
- Georgia
- Ohio State
- Wisc.-Green Bay
- Arizona
- Rutgers
- Arkansas
- Boston College
- George Washington

## 2005-06

- North Carolina
- Ohio St.
- Maryland
- Duke
- LSU
- Tennessee
- Oklahoma
- Connecticut
- Rutgers
- Baylor
- Purdue
- Georgia
- DePaul
- Stanford
- Arizona St.
- Michigan St.
- Louisiana Tech
- Utah
- Temple
- Texas A&M
- UCLA
- BYU
- Bowling Green
- New Mexico
- Minnesota

## 2008-09

- Connecticut
- Stanford
- Maryland
- Oklahoma
- Baylor
- Duke
- Louisville
- Auburn
- Texas A&M
- Ohio St.
- North Carolina
- Florida St.
- California
- Vanderbilt
- Pittsburgh
- S. Dakota St.
- Iowa St.
- Tennessee
- Arizona St.
- Xavier
- Kansas St.
- Florida
- Notre Dame
- Virginia
- Texas

## 1994-95

- Connecticut
- Colorado
- Tennessee
- Stanford
- Texas Tech
- Vanderbilt
- Penn State
- Louisiana Tech
- Western Kentucky
- Virginia
- North Carolina
- Georgia
- Alabama
- Washington
- Arkansas
- Purdue
- Florida
- George Washington
- Mississippi
- Duke
- Oregon State
- San Diego State
- Kansas
- North Carolina State
- Old Dominion

## 1997-98

- Tennessee
- Old Dominion
- Connecticut
- Louisiana Tech
- Stanford
- Texas Tech
- North Carolina
- Duke
- Arizona
- N. Carolina State
- Alabama
- Florida International
- Florida
- Clemson
- Western Kentucky
- Illinois
- Virginia
- Vanderbilt
- Stephen F. Austin
- Hawaii
- Purdue
- Drake
- Iowa
- Iowa State
- UCLA

## 2000-01

- Connecticut
- Notre Dame
- Tennessee
- Georgia
- Duke
- Louisiana Tech
- Oklahoma
- Iowa State
- Purdue
- Vanderbilt
- Rutgers
- Xavier
- Texas Tech
- Florida
- SW Missouri State
- Iowa
- Utah
- Louisiana State
- North Carolina State
- Colorado
- Penn State
- Clemson
- Baylor
- Wisconsin
- Arizona State
- Virginia Tech

## 2003-04

- Duke
- Tennessee
- Purdue
- Texas
- Penn State
- Connecticut
- Louisiana Tech
- Kansas State
- Houston
- Stanford
- Oklahoma
- North Carolina
- Vanderbilt
- Texas Tech
- Baylor
- Georgia
- Colorado
- Boston College
- Louisiana State
- TCU
- Ohio State
- Auburn
- Michigan State
- Minnesota
- Villanova

## 2006-07

- Duke
- North Carolina
- Tennessee
- Connecticut
- Stanford
- Maryland
- Vanderbilt
- Ohio St.
- Oklahoma
- Arizona St.
- Purdue
- LSU
- Georgia
- George Washington
- Rutgers
- Texas A&M
- Middle Tennessee
- N.C. State
- Baylor
- Bowling Green
- Wisc.-Green Bay
- Marquette
- Michigan St.
- Iowa St.
- Louisville

## 2009-10

- Connecticut
- Stanford
- Tennessee
- Nebraska
- Xavier
- Duke
- Notre Dame
- Ohio State
- Texas A&M
- West Virginia
- Florida State
- Oklahoma
- Georgetown
- Baylor
- St. John's
- Iowa State
- Texas
- Gonzaga
- Kentucky
- Oklahoma State
- LSU
- UCLA
- Georgia
- Michigan State
- Hartford

## 1995-96

- Louisiana Tech
- Connecticut
- Stanford
- Tennessee
- Georgia
- Old Dominion
- Iowa
- Penn State
- Texas Tech
- Alabama
- Virginia
- Vanderbilt
- Duke
- Clemson
- Purdue
- Florida
- Colorado
- Wisconsin
- Auburn
- Kansas
- Notre Dame
- Oregon State
- North Carolina State
- Mississippi
- Texas A&M

## 1998-99

- Purdue
- Tennessee
- Louisiana Tech
- Connecticut
- Old Dominion
- Texas Tech
- Colorado State
- Notre Dame
- Rutgers
- Clemson
- Duke
- Georgia
- Virginia Tech
- North Carolina
- UCLA
- Oregon
- UC Santa Barbara
- Penn State
- Iowa State
- Virginia
- Louisiana State
- Alabama
- Tulane
- Florida International
- Toledo

## 2001-02

- Connecticut
- Oklahoma
- Louisiana Tech
- Vanderbilt
- Stanford
- Tennessee
- Baylor
- Louisiana Tech
- Purdue
- Iowa State
- Kansas State
- Colorado
- South Carolina
- Texas
- Old Dominion
- North Carolina
- Texas Tech
- Minnesota
- Cincinnati
- Colorado State
- Boston College
- Louisiana State
- Florida International
- Florida
- Penn State

## 2004-05

- Stanford
- LSU
- Tennessee
- North Carolina
- Baylor
- Michigan State
- Duke
- Ohio State
- Rutgers
- Connecticut
- Notre Dame
- Minnesota
- Texas
- Texas Tech
- Temple
- Kansas State
- DePaul
- Vanderbilt
- Iowa State
- Georgia
- North Carolina State
- Penn State
- TCU
- Wisc.-Green Bay
- Boston College

## 2007-08

- Connecticut
- North Carolina
- Tennessee
- Stanford
- Maryland
- LSU
- Rutgers
- Texas A&M
- Duke
- California
- Old Dominion
- Baylor
- Oklahoma St.
- Oklahoma
- Notre Dame
- Kansas St.
- West Virginia
- Utah
- Louisville
- George Washington
- Vanderbilt
- Marist
- UTEP
- Virginia
- Ohio St.

## 2010-11

- Connecticut
- Stanford
- Baylor
- Tennessee
- Xavier
- Duke
- Texas A&M
- UCLA
- Notre Dame
- DePaul
- Miami (Fla.)
- Michigan St.
- Green Bay
- North Carolina
- Florida St.
- Maryland
- Kentucky
- Ohio St.
- Marist
- Gonzaga
- Oklahoma
- Georgetown
- Georgia Tech
- Marquette
- Iowa

AP FINAL RANKINGS

# USC WOMEN'S BASKETBALL

1983 NCAA CHAMPIONS • 1984 NCAA CHAMPIONS • 1994 PAC-10 CHAMPIONS • 2014 PAC-12 TOURNAMENT CHAMPIONS

## 2011-12

- Baylor
- Stanford
- Connecticut
- Notre Dame
- Maryland
- Duke
- Delaware
- Miami (Fla.)
- Tennessee
- Green Bay
- Penn State
- Kentucky
- Purdue
- St. John's
- Georgia Tech
- Ohio State
- Nebraska
- Georgetown
- Louisville
- Georgia
- St. Bonaventure
- Texas A&M
- Rutgers
- Princeton
- South Carolina

## 2012-13

- Baylor
- Notre Dame
- Connecticut
- Stanford
- Duke
- California
- Kentucky
- Penn State
- Texas A&M
- Tennessee
- UCLA
- Maryland
- North Carolina
- Georgia
- Delaware
- Louisville
- South Carolina
- Dayton
- Colorado
- Green Bay
- Purdue
- Syracuse
- Iowa State
- Nebraska
- Florida State

## 2013-14

- Connecticut
- Notre Dame
- Tennessee
- Louisville
- Baylor
- Stanford
- West Virginia
- South Carolina
- Duke
- Kentucky
- Maryland
- North Carolina
- Nebraska
- Penn State
- Texas A&M
- North Carolina State
- Purdue
- Gonzaga
- Iowa
- Michigan State
- Oklahoma State
- Middle Tennessee
- DePaul
- California
- 25. USC**

## 2014-15

- Connecticut
- Notre Dame
- South Carolina
- Maryland
- Baylor
- Tennessee
- Florida State
- Louisville
- Arizona State
- Oregon State
- Kentucky
- Mississippi State
- Princeton
- Stanford
- North Carolina
- Duke
- Chattanooga
- Iowa
- George Washington
- Florida Gulf Coast
- Texas A&M
- Northwestern
- Ohio State
- California
- South Florida

## 2015-16

- Connecticut
- Notre Dame
- South Carolina
- Baylor
- Maryland
- Oregon State
- Texas
- Louisville
- Ohio State
- UCLA
- Arizona State
- Kentucky
- Stanford
- Syracuse
- Mississippi State
- Michigan State
- Florida State
- Texas A&M
- Miami
- DePaul
- South Florida
- Colorado State
- West Virginia
- Oklahoma
- Florida

## 2016-17

- Connecticut
- Notre Dame
- South Carolina
- Maryland
- Baylor
- Stanford
- Mississippi State
- Oregon State
- Duke
- Florida State
- Ohio State
- Washington
- Louisville
- Penn State
- UCLA
- Miami
- NC State
- Kentucky
- DePaul
- Drake
- Syracuse
- West Virginia
- Oklahoma
- Kansas State
- Missouri

## 2017-18

- Connecticut
- Baylor
- Louisville
- Mississippi State
- Notre Dame
- Oregon
- South Carolina
- Texas
- UCLA
- Ohio State
- Florida State
- Tennessee
- Oregon State
- Texas A&M
- Stanford
- Maryland
- Missouri
- Georgia
- South Florida
- Duke
- NC State
- Green Bay
- Belmont
- LSU
- Mercer

## 2018-19

- Baylor
- Connecticut
- Notre Dame
- Mississippi State
- Louisville
- Stanford
- Oregon
- Iowa
- Maryland
- NC State
- Oregon State
- Syracuse
- Iowa State
- Texas A&M
- South Carolina
- Gonzaga
- Kentucky
- Marquette
- Miami
- UCLA
- Rice
- Arizona State
- Texas
- DePaul
- Florida State

## 2019-20

- South Carolina
- Oregon
- Baylor
- Maryland
- UConn
- Louisville
- Stanford
- NC State
- Mississippi State
- UCLA
- Northwestern
- Arizona
- Gonzaga
- Oregon State
- DePaul
- Kentucky
- South Dakota
- Texas A&M
- Florida State
- Indiana
- Iowa
- Princeton
- Missouri State
- Arkansas
- Arizona State

## 2020-21

- UConn
- Stanford
- NC State
- Texas A&M
- Baylor
- South Carolina
- Maryland
- Louisville
- UCLA
- Georgia
- Arizona
- Indiana
- Tennessee
- Gonzaga
- Arkansas
- Michigan
- West Virginia
- Kentucky
- South Florida
- Missouri State
- Rutgers
- Ohio State
- Oregon
- Florida Gulf Coast
- South Dakota St.

## 2021-22

- South Carolina
- Stanford
- NC State
- Louisville
- UConn
- Texas
- Baylor
- Iowa
- LSU
- Iowa State
- Indiana
- Michigan
- Maryland
- Ohio State
- Kentucky
- Virginia Tech
- North Carolina
- Tennessee
- Arizona
- BYU
- Notre Dame
- Oklahoma
- Florida Gulf Coast
- UCF
- Princeton

## 2022-23

- South Carolina
- Iowa
- Indiana
- Virginia Tech
- Stanford
- Maryland
- UConn
- Utah
- LSU
- Villanova
- Notre Dame
- Ohio State
- Duke
- Oklahoma
- Texas
- Gonzaga
- UCLA
- Michigan
- North Carolina
- Colorado
- UNLV
- Washington State
- Tennessee
- Arizona
- Middle Tennessee



1984 NATIONAL CHAMPIONS

## PAST NATIONAL CHAMPIONS

Year	School (Seed)	Coach	W-L
1971-72	Immaculata	C. Rush	20-1
1972-73	Immaculata	C. Rush	20-0
1973-74	Immaculata	C. Rush	20-1
1974-75	Delta State	M. Wade	28-0
1975-76	Delta State	M. Wade	33-1
1976-77	Delta State	M. Wade	32-3
1977-78	UCLA	Billie Moore	27-3
1978-79	Old Dominion	Marianne Stanley	35-1
1979-80	Old Dominion	Marianne Stanley	37-1
1980-81	Louisiana Tech	Leon Barmore	34-0
		Sonja Hogg	
1981-82	Louisiana Tech (1)	Sonja Hogg	35-1
<b>1982-83</b>	<b>USC (1)</b>	<b>Linda Sharp</b>	<b>31-2</b>
<b>1983-84</b>	<b>USC (1)</b>	<b>Linda Sharp</b>	<b>29-4</b>
1984-85	Old Dominion (1)	Marianne Stanley	31-3
1985-86	Texas (1)	Jody Conradt	34-0
1986-87	Tennessee (2)	Pat Summitt	28-6
1987-88	Louisiana Tech (2)	Leon Barmore	32-2
1988-89	Tennessee (2)	Pat Summitt	35-2
1989-90	Stanford (1)	Tara VanDerveer	32-1
1990-91	Tennessee (1)	Pat Summitt	35-2
1991-92	Stanford (1)	Tara VanDerveer	32-1
1992-93	Texas Tech (2)	Marsha Sharp	31-3
1993-94	North Carolina (3)	Sylvia Hatchell	33-2
1994-95	Connecticut (1)	Geno Auriemma	35-0
1995-96	Tennessee (1)	Pat Summitt	32-4
1996-97	Tennessee (3)	Pat Summitt	29-10
1997-98	Tennessee (1)	Pat Summitt	39-0
1998-99	Purdue (1)	Carolyn Peck	34-1
1999-00	Connecticut (1)	Geno Auriemma	36-1
2000-01	Notre Dame (1)	Muffet McGraw	34-2
2001-02	Connecticut (1)	Geno Auriemma	39-0
2002-03	Connecticut (1)	Geno Auriemma	37-1
2003-04	Connecticut (2)	Geno Auriemma	31-4
2004-05	Baylor (2)	Kim Mulkey-Robertson	33-3
2005-06	Maryland (2)	Brenda Frese	34-4
2006-07	Tennessee (1)	Pat Summitt	34-3
2007-08	Tennessee (1)	Pat Summitt	36-2
2008-09	Connecticut (1)	Geno Auriemma	33-0
2009-10	Connecticut (1)	Geno Auriemma	39-0
2010-11	Texas A&M (2)	Gary Blair	33-5
2011-12	Baylor (1)	Kim Mulkey	40-0
2012-13	Connecticut (1)	Geno Auriemma	35-4
2013-14	Connecticut (1)	Geno Auriemma	40-0
2014-15	Connecticut (1)	Geno Auriemma	38-1
2015-16	Connecticut (1)	Geno Auriemma	38-0
2016-17	South Carolina (1)	Dawn Staley	33-4
2017-18	Notre Dame (1)	Muffet McGraw	34-3
2018-19	Baylor (1)	Kim Mulkey	37-1
2019-20	NCAA TOURNAMENT CANCELED (COVID-19 precautions)		
2020-21	Stanford (1)	Tara VanDerveer	31-2
2021-22	South Carolina (1)	Dawn Staley	29-2
2022-23	LSU (3)	Kim Mulkey	34-2

AP FINAL RANKINGS



# OPPONENT SERIES RECORDS



# USC WOMEN'S BASKETBALL

1983 NCAA CHAMPIONS • 1984 NCAA CHAMPIONS • 1994 PAC-10 CHAMPIONS • 2014 PAC-12 TOURNAMENT CHAMPIONS



## ARIZONA

All-Time Record: 59-29  
Home Record: 32-12  
Away Record: 25-16  
Neutral Record: 2-1

1977-78	Home	W	86-71	2009-10	Away	W(ot)	81-78
1978-79	Home	W	91-53		Home	W	55-53
1979-80	Home	W	103-38	2010-11	Home	W	81-72
	Away	W	67-53		Away	L	74-84
1980-81	Away	W	111-51		Home	L	61-72
	Home	W	93-47	2011-12	Away	W	72-67
1981-82	Home	W	93-60		Home	W	78-62
	Away	W	79-58	2012-13	Home	W	74-57
1982-83	Away	W	80-68		Away	W	74-62
	Home	W	78-66	2013-14	Away	W	54-45
1983-84	Away	W	74-53		Neutral	W	59-54
	Home	W	85-58	2014-15	Home	W	77-51
1984-85	Home	W	68-40	2015-16	Away	W	67-57
	Away	W	70-62		Home	L	56-63
1985-86	Home	W	92-72	2016-17	Home	W	58-54
	Away	W	83-67		Away	L	62-67
1986-87	Away	W	96-60	2017-18	Home	W	78-52
	Home	W	96-57	2018-19	Away	L	68-71
1987-88	Home	W	94-79		Neutral	L	48-76
	Away	W	92-69	2019-20	Home	L	57-65
1988-89	Home	W	85-78		Away	L	57-73
	Away	L	84-94	2020-21	Away	L	77-78
1989-90	Away	L	53-58	2021-22	Home	W	76-67
	Home	W	65-64		Away	L	59-68
1990-91	Home	W	88-74	2022-23	Home	L(2ot)	75-81
	Away	W	81-68				
1991-92	Away	W	80-60				
	Home	W	71-68				
1992-93	Away	W	68-54				
	Home	W	78-62				
1993-94	Away	W	76-75				
	Home	W	85-63				
1994-95	Home	W	85-54				
	Away	W	71-63				
1995-96	Home	L	72-87				
	Away	L	73-78				
1996-97	Away	W	87-72				
	Home	L	64-82				
1997-98	Home	L	69-81				
	Away	L	53-72				
1998-99	Away	L	63-73				
	Home	L	62-68				
1999-00	Away	L	52-67				
	Home	W	80-68				
2000-01	Home	W	81-67				
	Away	L	61-77				
2001-02	Home	L	74-78				
	Away	W	71-64				
2002-03	Away	L	76-79				
	Home	L	64-78				
2003-04	Away	L	64-75				
	Home	W	68-66				
2004-05	Home	W	67-54				
	Away	L	74-87				
	Neutral	W	74-66				
2005-06	Home	W	76-60				
	Away	W	73-72				
2006-07	Away	W	77-68				
	Home	W	66-42				
2007-08	Away	W	77-70				
	Home	L	62-64				
2008-09	Away	W(ot)	77-71				
	Home	L	61-74				



## ARIZONA STATE

All-Time Record: 60-28  
Home Record: 33-10  
Away Record: 24-17  
Neutral Record: 3-0

1977-78	Home	W	81-67	2008-09	Away	L	71-83
1978-79	Home	W	91-70		Home	L	69-72
1979-80	Home	W	73-54		Home	W	70-65
	Away	W	78-62	2009-10	Away	W	60-56
1980-81	Away	W	75-65		Home	W	62-52
	Home	W	94-62	2010-11	Home	L	61-62
1981-82	Home	W	99-68		Away	L	55-69
	Away	L	51-53	2011-12	Away	W	60-48
1982-83	Away	W	72-70		Home	W	59-53
	Home	W	92-52	2012-13	Home	L	53-60
	Neutral	W	96-59		Away	W	67-60
1983-84	Away	W	101-67	2013-14	Away	L	86-94
	Home	W	82-61		Neutral	W	59-57
1984-85	Home	W	68-57	2014-15	Home	L(2ot)	73-76
	Away	W	76-57	2015-16	Away	L	68-69
1985-86	Home	W	95-61		Home	L	45-50
	Away	W	80-57	2016-17	Home	W	65-50
1986-87	Away	W	87-62		Away	L	62-69
	Home	W	93-66	2017-18	Home	W	77-62
1987-88	Home	W	93-77	2018-19	Away	L	59-68
	Away	W	87-82	2019-20	Home	L	54-63
1988-89	Home	W	78-58		Away	L(3ot)	75-76
	Away	W	70-68	2020-21	Away	L	58-63
1989-90	Away	W	82-78		Home	W	65-57
	Home	W	55-44		Neutral	W	71-65
1990-91	Home	W	84-67	2021-22	Away	W	60-58
	Away	W	84-68	2022-23	Home	W	64-49
1991-92	Away	L	62-63				
	Home	W	98-65				
1992-93	Away	W	86-72				
	Home	L	55-64				
1993-94	Away	W	87-81				
	Home	W	105-67				
1994-95	Home	W	91-44				
	Away	W	77-65				
1995-96	Home	W	73-61				
	Away	W	98-56				
1996-97	Away	W	82-55				
	Home	W	77-63				
1997-98	Home	W	68-55				
	Away	W	75-62				
1998-99	Away	W	67-54				
	Home	L	58-70				
1999-00	Away	L(ot)	74-78				
	Home	W	76-70				
2000-01	Home	L	59-66				
	Away	L	65-67				
2001-02	Home	W	68-49				
	Away	L	60-67				
2002-03	Away	W	58-53				
	Home	W	64-56				
2003-04	Away	W	68-65				
	Home	W	65-50				
2004-05	Home	W	66-45				
	Away	L	45-49				
2005-06	Home	W	58-50				
	Away	L	72-79				
2006-07	Away	L	54-62				
	Home	L	57-68				
2007-08	Away	L	63-66				
	Home	L	57-65				

PAC-12 SERIES RECORDS

# USC WOMEN'S BASKETBALL

1983 NCAA CHAMPIONS • 1984 NCAA CHAMPIONS • 1994 PAC-10 CHAMPIONS • 2014 PAC-12 TOURNAMENT CHAMPIONS



## CALIFORNIA

All-Time Record: 43-35  
Home Record: 27-12  
Away Record: 15-21  
Neutral Record: 1-2

1978-79	Home	W	74-60	2012-13	Away	L(ot)	63-71
1979-80	Home	W	86-74		Home	L	64-72
1980-81	Home	W	87-56		Neutral	L	59-78
1981-82	Away	W	78-76	2013-14	Away	W	77-70
1984-85	Neutral	W	66-52		Home	L	67-76
1985-86	Away	W	86-70	2014-15	Home	L	53-67
1986-87	Away	L	85-102		Away	W	65-54
	Home	W	105-63	2015-16	Home	W	61-47
1987-88	Home	W	98-66	2016-17	Away	L	56-63
	Away	W	99-97		Neutral	L	58-71
1988-89	Home	L	61-83	2017-18	Away	L	64-76
	Away	L	106-115		Home	L	59-62
1989-90	Home	L	50-55	2018-19	Away	L	59-66
	Away	L	52-58		Home	W	86-76
1990-91	Away	L	66-92	2019-20	Away	W	75-67
	Home	W	74-48	2020-21	Home	W	77-54
1991-92	Away	L	70-77	2021-22	Home	L	59-62
	Home	W	68-62	2022-23	Home	W	63-43
1992-93	Away	L	55-68		Away	L(ot)	78-81
	Home	W	76-71				
1993-94	Home	W	97-60				
	Away	W	99-81				
1994-95	Away	W	90-71				
	Home	W	87-82				
1995-96	Away	W	87-80				
	Home	W	89-71				
1996-97	Home	W	91-57				
	Away	W	66-63				
1997-98	Home	W	59-50				
	Away	W	62-50				
1998-99	Away	L	51-61				
	Home	W	76-71				
1999-00	Away	L	81-64				
	Home	W	81-78				
2000-01	Home	L	55-61				
	Away	W	91-74				
2001-02	Away	W	69-53				
	Home	W	69-58				
2002-03	Home	W	83-62				
	Away	L	50-60				
2003-04	Home	W	67-47				
	Away	L	59-68				
2004-05	Away	W	76-71				
	Home	W	103-69				
2005-06	Away	L	68-73				
	Home	L	67-72				
2006-07	Home	L	53-62				
	Away	L(ot)	79-86				
2007-08	Home	L	52-57				
	Away	L(ot)	55-60				
2008-09	Away	L	71-73				
	Home	L	64-66				
	Home	W	69-67				
2009-10	Home	W	67-64				
	Away	L	55-61				
2010-11	Away	L	71-82				
	Home	W	80-67				
2011-12	Home	W	74-54				
	Away	W(ot)	76-75				



## COLORADO

All-Time Record: 16-11  
Home Record: 9-3  
Away Record: 6-7  
Neutral Record: 1-1

2002-03	Away	L	86-93	2018-19	Away	L	76-81
2003-04	Home	L	67-69		Home	W	84-77
2006-07	Away	W	76-57	2019-20	Away	L	53-66
2007-08	Home	W	70-57		Home	W	66-55
2010-11	Home	W	68-54		Neutral	W	69-54
	Away	W	87-70	2020-21	Home	W	56-52
2011-12	Away	L	67-69		Away	L	56-66
2012-13	Home	L	49-65	2021-22	Away	L	58-71
2013-14	Home	W	55-45		Home	L	54-67
	Away	W	66-59	2022-23	Away	W	71-54
2014-15	Away	W	81-61				
	Home	W	66-51				
	Neutral	L	75-63				
2015-16	Away	L	63-66				
2016-17	Home	W	79-54				
2017-18	Away	W	86-51				
	Home	W	65-53				



## OREGON

All-Time Record: 46-30  
Home Record: 26-12  
Away Record: 19-18  
Neutral Record: 1-0

1980-81	Neutral	W	67-64		Home	L	70-75
1981-82	Home	W	86-64	2003-04	Away	W	69-55
1982-83	Away	W	86-71		Home	W	71-56
1983-84	Home	W	91-57	2004-05	Home	W	77-72
1984-85	Away	W	76-68		Away	L	59-81
1986-87	Home	W	66-64	2005-06	Home	W	72-48
	Away	L	78-79		Away	W	69-64
1987-88	Home	W	82-56	2006-07	Home	W(ot)	79-71
	Away	W	68-61		Away	L	63-73
1988-89	Away	L	56-71	2007-08	Home	W	46-42
	Home	W	71-68		Away	W	67-58
1989-90	Home	L	58-80	2008-09	Home	W	66-56
	Away	W	66-61		Away	W	94-64
1990-91	Away	W	80-71	2009-10	Home	L	77-85
	Home	W	67-44		Away	W	87-84
1991-92	Home	W	83-55		Home	W	80-76
	Away	W	81-76	2010-11	Home	W	79-76
1992-93	Home	W	78-69		Away	W	85-63
	Away	W	80-61	2011-12	Home	W	92-73
1993-94	Away	W	47-45	2012-13	Away	W	67-62
	Home	W	85-74	2013-14	Home	W	109-85
1994-95	Home	W	78-77		Away	W	88-78
	Away	L	50-76	2014-15	Home	W	70-54
1995-96	Away	W	75-66		Away	L	57-63
	Home	L	67-53	2015-16	Home	W	74-67
1996-97	Home	W	73-65		Away	L	60-69
	Away	L	53-70	2016-17	Home	L	53-59
1997-98	Away	L	65-79		Away	L	50-73
	Home	L	58-76	2017-18	Home	L	60-70
1998-99	Home	L	53-77		Away	L(2ot)	74-80
	Away	L	61-73	2018-19	Home	L	53-93
1999-00	Home	W	74-73		Away	L	78-96
	Away	W	69-63	2019-20	Home	L	67-93
2000-01	Away	W	55-53	2020-21	Away	L	69-92
	Home	L	66-74		Home	L	48-72
2001-02	Home	W	83-73	2021-22	Away	L	48-80
	Away	L	65-75	2022-23	Away	L	45-73
2002-03	Away	L	73-79		Home	W	56-51

PAC-12 SERIES RECORDS

# USC WOMEN'S BASKETBALL

1983 NCAA CHAMPIONS • 1984 NCAA CHAMPIONS • 1994 PAC-10 CHAMPIONS • 2014 PAC-12 TOURNAMENT CHAMPIONS



## OREGON STATE

All-Time Record: 46-32  
Home Record: 27-11  
Away Record: 17-18  
Neutral Record: 2-3

1976-77	Home	W	89-53	2013-14	Home	W	81-60
1979-80	Home	L	57-65		Away	L	48-58
1982-83	Away	W	68-57		Neutral	W	71-62
1985-86	Home	W	117-55	2014-15	Home	L	66-76
1986-87	Home	W	99-82		Away	L	35-68
	Away	W	101-84	2015-16	Home	L	49-57
1987-88	Home	W	73-62		Away	L	52-76
	Away	W	67-62		Neutral	L	53-63
1988-89	Away	W	65-56	2016-17	Home	L	60-74
	Home	W	86-68		Away	W	70-50
1989-90	Home	W	50-46	2017-18	Home	W	65-61
	Away	W	64-49		Away	L	63-69
1990-91	Home	L	71-73	2018-19	Home	L	52-76
	Home	W	65-60		Away	L	61-68
1991-92	Home	W	84-45	2019-20	Home	W	72-66
	Away	W	78-66	2020-21	Home	L	52-77
1992-93	Home	W	82-57	2021-22	Away	L (ot)	61-63
	Away	L	59-64	2022-23	Away	W (ot)	69-58
1993-94	Away	W	63-56		Home	W (ot)	60-56
	Home	W	69-64		Neutral	L	48-56
1994-95	Home	L	56-69				
	Away	L	59-92				
1995-96	Away	L	64-62				
	Home	W	67-66				
1996-97	Home	W	85-72				
	Away	W	86-60				
1997-98	Away	L	52-57				
	Home	W	80-68				
1998-99	Home	W	53-49				
	Away	L	49-55				
1999-00	Home	L	53-57				
	Away	L	66-73				
2000-01	Away	W	69-67				
	Home	L	68-78				
2001-02	Home	W	69-65				
	Away	W	60-58				
	Neutral	L	68-69				
2002-03	Away	L	61-63				
	Home	W	87-44				
2003-04	Away	L	67-72				
	Home	L	66-73				
2004-05	Home	W	62-51				
	Away	W	69-59				
2005-06	Home	W	72-62				
	Away	L	64-67				
2006-07	Home	W	59-51				
	Away	W	68-65				
2007-08	Home	W	59-47				
	Away	L	54-55				
2008-09	Home	W	78-54				
	Away	L	58-61				
2009-10	Home	W	61-34				
	Away	W	53-50				
2010-11	Home	W	53-45				
	Away	W	70-51				
2011-12	Home	L (ot)	61-65				
2012-13	Away	W	56-55				
	Neutral	W	64-57				



## STANFORD

All-Time Record: 21-68  
Home Record: 13-29  
Away Record: 7-33  
Neutral Record: 1-6

1978-79	Away	L	61-68		Away	L	51-77
1980-81	Home	W	84-64	2008-09	Away	L	53-81
1981-82	Home	W	76-57		Home	L	74-85
1982-83	Away	W	92-64		Home	L	64-89
	Home	W	81-63	2009-10	Home	L	62-82
1983-84	Home	W	82-56		Away	L	39-77
	Away	W	86-49	2010-11	Away	L	51-95
1984-85	Away	W	80-68		Home	L	64-78
	Home	W	77-60	2011-12	Home	L	53-61
1985-86	Away	W	81-59		Away	L	52-69
	Home	W	88-62	2012-13	Away	L	66-75
1986-87	Away	W	72-59		Home	L	55-79
	Home	W	79-57	2013-14	Away	L	59-86
1987-88	Home	W	87-69		Home	L	59-64
	Away	L	67-77		Neutral	W	72-68
1988-89	Home	L	50-89	2014-15	Home	L	60-71
	Away	L	85-100		Away	L	60-79
1989-90	Home	L	64-98	2015-16	Home	L	47-57
	Away	L	60-86	2016-17	Away	L	42-58
1990-91	Away	L	69-77	2017-18	Away	L	65-72
	Home	L	58-76		Home	L	55-59
1991-92	Away	L	72-87		Neutral	L	59-69
	Home	L	51-73	2018-19	Away	L	64-72
	Neutral	L	62-82		Home	L	67-69
1992-93	Home	W	67-55	2019-20	Away	L	59-79
	Away	L	67-76	2020-21	Home	L	60-80
1993-94	Home	W	81-73		Away	L	59-86
	Away	L	50-80		Neutral	L	53-92
1994-95	Away	L	53-109	2021-22	Home	L	57-83
	Home	L	52-71	2022-23	Home	W	55-46
1995-96	Away	L	67-88		Away	L	47-50
	Home	L	54-77				
1996-97	Home	L	76-77				
	Away	L	69-103				
1997-98	Home	L	55-89				
	Away	L	63-91				
1998-99	Away	L	49-69				
	Home	L	59-60				
1999-00	Away	L	56-69				
	Home	L	64-66				
2000-01	Home	L	75-89				
	Away	W	62-59				
2001-02	Away	L	66-78				
	Home	L	60-78				
2002-03	Home	W	75-72				
	Away	L	55-63				
2003-04	Home	W	59-56				
	Away	L	57-75				
2004-05	Away	L	58-94				
	Home	L	62-88				
	Neutral	L	69-73				
2005-06	Away	L	56-77				
	Home	L	69-78				
	Neutral	L	44-73				
2006-07	Home	L	46-62				
	Away	L	53-56				
	Neutral	L	52-67				
2007-08	Home	W	73-72				

PAC-12 SERIES RECORDS

# USC WOMEN'S BASKETBALL

1983 NCAA CHAMPIONS • 1984 NCAA CHAMPIONS • 1994 PAC-10 CHAMPIONS • 2014 PAC-12 TOURNAMENT CHAMPIONS



## UCLA

All Time Record: 50-56  
Home Record: 27-22  
Away Record: 21-27  
Neutral Record: 2-4  
Location N/A: 0-3

1971-72	N/A	L	28-67
	Home	L	23-53
1972-73	N/A	L	31-68
	N/A	L	37-70
1975-76	Away	L	48-90
	Home	L	59-96
1976-77	Away	L	73-103
	Home	L	49-94
1977-78	Away	L	63-88
	Home	L	50-78
1978-79	Home	W	78-68
	Away	L	80-99
	Neutral	L	81-97
1979-80	Home	L	67-71
	Away	W	99-81
1980-81	Home	L	79-81
	Away	L	83-87
	Neutral	W	102-85
1981-82	Away	W	97-94
	Home	W	92-83
1982-83	Home	W	83-75
	Away	W	82-62
1983-84	Away	W	78-60
	Neutral	W	85-63
1984-85	Away	L	73-77
	Home	L	56-57
1985-86	Home	W	89-67
	Away	W	89-57
1986-87	Away	W	76-72
	Home	W	81-75
1987-88	Away	W	67-56
	Home	W	86-63
1988-89	Home	L	62-76
	Away	W	90-75
1989-90	Home	L	68-83
	Away	L	72-76
1990-91	Away	W	73-69
	Home	L	79-83
1991-92	Home	W	62-60
	Away	W	73-71
1992-93	Away	W	73-60
	Home	W	66-57
1993-94	Home	W	85-70
	Away	W	83-66
1994-95	Away	W	56-55
	Home	W	70-65
1995-96	Home	W	96-77
	Away	L	80-64
1996-97	Away	W	60-56
	Home	W	87-74
1997-98	Home	L	64-68
	Away	L	73-87
1998-99	Away	L	53-94
	Home	L	64-82
1999-00	Away	L	62-82
	Home	W	73-69
2000-01	Away	L	53-65
	Home	W	61-56

2001-02	Away	W	67-57
	Home	W	71-58
2002-03	Away	L	64-72
	Home	W	72-68
2003-04	Home	W	64-51
	Away	L	64-68
2004-05	Away	L	61-62
	Home	W	80-77
2005-06	Home	W	73-70
	Away	W	77-73
2006-07	Away	W	75-72
	Home	W	62-55
2007-08	Home	W	64-56
	Away	W	49-36
	Neutral	L	52-73
2008-09	Away	L	75-87
	Home	W	87-76
2009-10	Home	W	70-63
	Away	L	56-74
	Home	L	53-59
2010-11	Away	L	42-61
	Home	L	67-74
2011-12	Away	W	47-43
	Home	W	66-54
2012-13	Home	L	54-68
	Away	L	58-63
2013-14	Away	W	56-54
	Home	W	68-54
2014-15	Home	L	52-59
	Away	L	60-71
2015-16	Away	L	73-78
	Home	W	71-68
2016-17	Home	L	59-74
	Away	L	67-71
2017-18	Away	L	46-59
	Home	L	70-84
2018-19	Home	L	65-72
	Away	W	72-67
2019-20	Away	L	59-83
	Home	W(2ot)	70-68
	Neutral	L	66-73
2020-21	Home	L	52-73
	Away	L	51-93
2021-22	Away	L	43-66
	Home	L	58-68
	Neutral	L	60-73
2022-23	Home	L	56-59
	Away	L	60-61



## UTAH

All-Time Record: 18-9  
Home Record: 10-3  
Away Record: 7-6  
Neutral Record: 1-0

1977-78	Home	L	62-78
1984-85	Home	W	78-62
1986-87	Away	W	74-69
1990-91	Home	W	63-52
1996-97	Neutral	W	81-59
2006-07	Away	L	66-70
2007-08	Home	W	62-45
2008-09	Away	L	77-87
2011-12	Away	L	55-63
2012-13	Home	L	60-63
2013-14	Home	W	55-47
	Away	W	67-57
2014-15	Away	W	46-43
	Home	W	73-54
2015-16	Away	W	70-59

2016-17	Home	L	53-58
2017-18	Away	W	58-47
	Home	W(ot)	53-52
2018-19	Away	W	84-80
	Home	W(ot)	83-77
2019-20	Away	L	65-67
	Home	W	69-66
2020-21	Home	W	60-59
	Away	W	66-49
2021-22	Away	L	69-91
	Home	W	83-62
2022-23	Away	L	73-83



## WASHINGTON STATE

All-Time Record: 56-20  
Home Record: 26-8  
Away Record: 23-12  
Neutral Record: 3-0

1981-82	Home	W	73-55
1986-87	Away	W	95-55
	Home	W	89-55
1987-88	Away	L	60-77
	Home	W	86-64
1988-89	Away	L	69-85
	Home	W	87-67
1989-90	Home	L	47-68
	Away	L	64-73
1990-91	Away	L	47-74
	Home	W	69-51
1991-92	Home	W(ot)	71-65
	Away	W	67-63
1992-93	Home	W	69-63
	Away	W	55-52
1993-94	Home	W	101-70
	Away	W	82-62
1994-95	Away	L	61-62
	Home	W	92-64
1995-96	Home	L	86-90
	Away	W	87-81
1996-97	Away	W	70-63
	Home	W	101-59
1997-98	Away	W	57-48
	Home	L	65-68
1998-99	Home	L	58-65
	Away	L	51-63
1999-00	Home	W	71-61
	Away	W	62-59
2000-01	Away	L	78-79
	Home	W	84-51
2001-02	Away	W	87-66
	Home	W	79-38
2002-03	Home	W	92-44
	Away	W	89-36
	Neutral	W	53-46
2003-04	Home	W	82-52
	Away	W	83-47

2004-05	Away	W (ot)	77-75
	Home	W	69-62
2005-06	Away	W	81-60
	Home	W	75-67
2006-07	Away	W	62-56
	Home	W	65-47
2007-08	Away	W	62-58
	Home	W	64-46
2008-09	Home	W	78-57
	Away	W	68-57
2009-10	Away	W	61-51
	Home	L	52-64
2010-11	Away	W	72-57
	Home	W	74-67
	Home	W	78-66
2011-12	Home	W	67-62
	Away	W	65-54
	Home	L	55-69
2012-13	Home	W	61-59
	Away	L	54-57
2013-14	Home	L	75-79
2014-15	Away	L	62-68
2015-16	Away	L	61-73
	Home	W	64-62
	Neutral	W	77-73
2016-17	Away	L	57-74
	Home	W	80-64
2017-18	Away	W	73-72
	Neutral	W	47-44
2018-19	Home	W	81-73
2019-20	Home	W	74-63
	Away	W	66-60
2020-21	Home	W(ot)	81-77
	Away	W	81-71
2021-22	Home	L	63-71
	Away	L	54-57
2022-23	Away	W	51-44
	Home	W(2ot)	68-65

PAC-12 SERIES RECORDS

# USC WOMEN'S BASKETBALL

1983 NCAA CHAMPIONS • 1984 NCAA CHAMPIONS • 1994 PAC-10 CHAMPIONS • 2014 PAC-12 TOURNAMENT CHAMPIONS

# W

## WASHINGTON

All-Time Record: 37-37  
 Home Record: 21-13  
 Away Record: 14-22  
 Neutral Record: 2-2

1986-87	Away	L	61-73	Home	W(ot)	65-61
	Home	W	91-67	2011-12	Home	L 61-67
1987-88	Away	L	80-82		Away	W 62-55
	Home	W	77-74	2012-13	Home	W 81-72
1988-89	Away	L	73-104		Away	L 58-61
	Home	L	67-75	2013-14	Home	L 55-63
1989-90	Home	L	59-70	2014-15	Away	L 48-60
	Away	L	40-76	2015-16	Away	L 60-69
1990-91	Away	L	63-77		Home	L 53-61
	Home	W	69-62	2016-17	Away	L 67-77
1991-92	Home	W	74-67		Home	L 74-87
	Away	W	62-58	2017-18	Away	W 72-61
1992-93	Home	W	74-61	2018-19	Home	W 82-57
	Away	W	46-45	2019-20	Home	W(ot)81-78
1993-94	Home	W	81-70		Away	L 66-75
	Away	L	55-63	2020-21	Away	W 63-54
1994-95	Away	L	53-67	2021-22	Home	W 73-66
	Home	L	72-75		Away	W 70-59
1995-96	Home	L	67-69	2022-23	Away	W(ot) 63-54
	Away	L	57-63		Home	W 47-43
1996-97	Away	W	69-68			
	Home	L	66-71			
1997-98	Away	L	60-67			
	Home	W	65-63			
1998-99	Home	L	71-79			
	Away	L	54-74			
1999-00	Home	W	77-66			
	Away	W	(ot)			
88-76						
2000-01	Away	L	(3ot)			
79-91						
	Home	W	88-76			
2001-02	Away	L(ot)	79-80			
	Home	L	63-69			
	Away	L	87-97			
2002-03	Home	L(ot)	81-83			
	Away	L	76-94			
	Neutral	L	63-64			
2003-04	Home	W	70-50			
	Away	L	70-72			
	Neutral	L	50-67			
2004-05	Away	W	62-52			
	Home	W	73-68			
2005-06	Away	W	64-61			
	Home	L	(2ot)			
79-87						
	Neutral	W	70-67			
2006-07	Away	L	60-76			
	Home	W	78-58			
	Neutral	W	81-77			
2007-08	Away	L	45-60			
	Home	W	68-52			
2008-09	Home	W	90-82			
	Away	W	77-53			
2009-10	Away	W	69-65			
	Home	W	56-51			
2010-11	Away	W	60-51			

PAC-12 CONFERENCE



PAC-12 SERIES RECORDS

# USC WOMEN'S BASKETBALL

1983 NCAA CHAMPIONS • 1984 NCAA CHAMPIONS • 1994 PAC-10 CHAMPIONS • 2014 PAC-12 TOURNAMENT CHAMPIONS

## NONCONFERENCE OPPONENTS



### ALABAMA (1-0)

2019-20 Neutral W 60-57

### ALBANY (1-0)

2015-16 Home W 68-67

### AUBURN (0-3)

1987-88 Neutral L 57-85  
1988-89 Neutral L 63-83  
1989-90 Neutral L 55-71

### ARKANSAS STATE (1-1)

2011-12 Away L 56-58  
2012-13 Home W 72-58

### BAYLOR (1-1)

1998-99 Home W 71-53  
2000-01 Away L 55-79

### BIOLA (2-1)

1976-77 Home W 66-64  
1977-78 Away L 61-68  
1978-79 Home W 78-59

### BOISE STATE (3-1)

1989-90 Home W 78-59  
1995-96 Home W 76-54  
1997-98 Neutral L 70-80  
1998-99 Neutral W 71-54

### BOSTON COLLEGE (1-0)

2013-14 Neutral W 79-52

### BRIGHAM YOUNG (5-3)

1980-81 Neutral W 102-79  
1983-84 Neutral W 97-72  
1985-86 Home W 102-53  
1986-87 Away W 93-83  
2001-02 Home L (ot) 73-75  
2004-05 Away L 73-76  
2008-09 Neutral L 64-65  
2010-11 Away W 62-50

### CALIFORNIA BAPTIST (1-0)

2022-23 Home W 69-58

### CAL POLY-POMONA (5-10)

1973-74 N/A L 39-56  
N/A W 43-42  
1974-75 N/A L 53-67  
N/A W 65-57

1975-76 N/A L 67-72  
N/A L 68-83  
1976-77 Neutral L 69-96  
Away L 53-75  
Home L 55-72  
1977-78 Home L 57-59  
Away L 78-95  
1978-79 Neutral W 81-79  
Home L 73-74  
1984-85 Home W 74-45  
1985-86 Away W 88-56

### CAL POLY-SAN LUIS OBISPO (2-0)

1975-76 N/A W 75-41  
1976-77 Neutral W 76-52

### CAL STATE BAKERSFIELD (2-0)

2009-10 Home W 93-56  
2022-23 Home W 86-41

### CAL STATE FULLERTON (19-8)

1975-76 N/A L 53-73  
N/A W 70-68  
1976-77 Neutral L 64-85  
Away L 56-84  
1977-78 Away L 60-68  
Home L 59-69  
1978-79 Home L 68-75  
Away W 92-79  
1979-80 Away W 92-62  
Home W 72-59  
1980-81 Home W 104-63  
Away W 87-81  
1981-82 Home W 95-55  
Away L 84-86  
1982-83 Away W 89-47  
Home W 76-65  
1983-84 Home W 88-76  
Home W 81-58  
1984-85 Away W 78-61  
Home W 54-51  
1985-86 Away W 80-68  
Home W 87-64  
1990-91 Home L 55-61  
1991-92 Away W 76-53  
1992-93 Home W 85-46  
2005-06 Home W 94-54  
2007-08 Away W 104-77

### CAL STATE LOS ANGELES (2-3)

1971-72 N/A L 7-14  
1973-74 N/A L 34-58  
N/A L 33-35  
1979-80 Neutral W 84-61  
Home W 96-65

### CAL STATE NORTHRIDGE (19-10)

1970-71 N/A W 42-31  
N/A L 27-31  
1971-72 N/A L 31-36  
N/A L 23-53  
1972-73 N/A L 34-61  
N/A L 35-39  
1973-74 N/A W 56-39

1975-76 N/A W 53-52  
N/A W 62-61  
1976-77 Neutral L 73-84  
Neutral L 69-77  
Away L 71-76  
1977-78 Away L 80-81  
Home W 73-63  
1978-79 Neutral W 106-67  
Away W 71-58  
1991-92 Neutral W 92-38  
1992-93 Away W 78-36  
1993-94 Home W 95-31  
1994-95 Home W 79-46  
1997-98 Neutral W 67-60  
1998-99 Home W 77-68  
2001-02 Home W 96-54  
2005-06 Home W 97-69  
2013-14 Away L 64-65  
2014-15 Home W (ot) 85-74  
2018-19 Home W 58-42  
2019-20 Away W 69-53  
2021-22 Home W 76-51

### CENTRAL FLORIDA (0-1)

2021-22 Neutral L 47-56

### CENTRAL MICHIGAN (1-0)

1991-92 Away W 66-61

### CHARLOTTE (0-1)

2008-09 Neutral L 60-62

### CHEYNEY STATE (1-0)

1980-81 Neutral W 67-58

### COLORADO STATE (1-2)

1996-97 Neutral L 64-67  
1999-00 Away L 56-66  
2002-03 Away W 59-58

### CONCORDIA (1-0)

1977-78 Neutral W 83-35

### CONNECTICUT (0-2)

2002-03 Away L 44-68  
2003-04 Home L 69-72

### COPPIN STATE (1-0)

1997-98 Neutral W 67-47

### CREIGHTON (1-1)

1999-00 Home W 61-56  
2000-01 Away L 58-69

### DARTMOUTH (1-0)

2009-10 Home W 78-64

### DAVIDSON (1-0)

2014-15 Away W 99-64

### DEPAUL (1-2)

1991-92 Home W 69-59  
1992-93 Neutral L 54-62  
2004-05 Neutral L 77-99

### DRAKE (2-1)

1979-80 Home W 66-61  
1998-99 Home W 86-71  
2000-01 Away L 51-55

### DUKE (0-6)

1987-88 Neutral L 75-78  
2005-06 Neutral L 51-85  
2008-09 Home L (ot) 89-97  
2009-10 Away L 72-78  
2010-11 Away L 50-75  
2012-13 Home L 60-75

### EAST CAROLINA (2-0)

1980-81 Away W 77-73  
1987-88 Neutral W 89-61

### EASTERN ILLINOIS (1-0)

2005-06 Neutral W 68-53

### FLORIDA (1-1)

1996-97 Neutral L 78-92  
2001-02 Neutral W 71-68

### FLORIDA A&M (1-0)

2015-16 Home W 88-45

### FORDHAM (0-1)

1977-78 Neutral L 55-70

### FRESNO STATE (8-5)

1971-72 N/A L 31-49  
N/A L 29-38  
1972-73 N/A L 29-59  
N/A L 22-40  
1975-76 N/A W 66-56  
1998-99 Away W 65-59  
2009-10 Home W 68-63  
2010-11 Away W 82-78  
2011-12 Home W 65-57  
2012-13 Away L 60-65  
2013-14 Away W 63-54  
2014-15 Home W 68-50  
2018-19 Home W 62-61

### GARDNER-WEBB (1-0)

2011-12 Neutral W 82-41

### GEORGE WASHINGTON (1-0)

1993-94 Neutral W 76-72

### GEORGIA (4-3)

1982-83 Neutral W 81-57  
1983-84 Home W 82-74  
1984-85 Away L 56-77  
1985-86 Neutral W 70-67  
2007-08 Neutral L 57-59  
2010-11 Home W 71-63  
2011-12 Away L 60-67

NONCONFERENCE SERIES RECORDS

# USC WOMEN'S BASKETBALL

1983 NCAA CHAMPIONS • 1984 NCAA CHAMPIONS • 1994 PAC-10 CHAMPIONS • 2014 PAC-12 TOURNAMENT CHAMPIONS

## GONZAGA (3-2)

2009-10 Away L 58-70  
2010-11 Home W 79-73  
2011-12 Away W 58-51  
2012-13 Home L 52-63  
2015-16 Away W 60-56

## GRAMBLING STATE (2-1)

1997-98 Neutral L 56-61  
2007-08 Home W 78-45  
2016-17 Home W 75-64

## GRAND CANYON (1-0)

2015-16 Neutral W 75-44

## HARVARD (2-0)

2004-05 Home W 74-58  
2008-09 Home W 95-74

## HAWAII (7-0)

1982-83 Neutral W 95-62  
2005-06 Away W 80-71  
2006-07 Home W 72-52  
2013-14 Home W 66-55  
2016-17 Home W 76-44  
2017-18 Away W 71-60  
2021-22 Home W 90-50

## HOPE INTERNATIONAL (1-0)

2015-16 Home W 92-43

## HOUSTON (4-0)

1979-80 Home W 81-65  
1980-81 Home W 80-69  
1994-95 Away W 87-72  
2006-07 Home W 65-42

## IDAHO (1-0)

1984-85 Neutral W 74-51

## IDAHO STATE (1-0)

2022-23 Home W 75-42

## ILLINOIS STATE (2-1)

1981-82 Neutral W 92-73  
1988-89 Neutral L 59-76  
2010-11 Away W 63-36

## INDIANA (1-0)

1987-86 Home W 99-53

## IONA (1-0)

2015-16 Neutral W 76-56

## IOWA (1-4)

1984-85 Neutral W 77-57  
1987-88 Neutral L 67-79  
1993-94 Neutral L 49-50  
1994-95 Neutral L 55-65  
2013-14 Neutral L 65-78

## KANSAS (0-1)

1995-96 Home L 77-82

## KANSAS STATE (0-1)

2002-03 Away L 61-73

## KENT STATE (1-0)

1981-82 Neutral W 99-55

## LAMAR (1-0)

1992-93 Neutral W 78-43

## LONG BEACH STATE (27-28)

1973-74 N/A L 30-70  
N/A W 31-62  
1974-75 N/A W 79-38  
N/A W 70-39  
1975-76 N/A L 65-70  
N/A L 47-77  
1976-77 Away L 71-91  
Home L 87-94  
1977-78 Home W 56-54  
Away L 58-77  
1978-79 Neutral L 73-84  
Away L 74-81  
Home L 62-78  
1979-80 Away L 73-75  
Home L 78-84  
Neutral L 72-90  
1980-81 Home W 79-70  
Away L 74-79  
Neutral W 87-70  
1981-82 Home W 67-65  
Away L 84-89  
1982-83 Away L 73-74  
Home W 90-75  
Neutral W 81-74  
1984-85 Home W 70-65  
Away L 61-64  
Neutral L 72-75  
1985-86 Home L 75-76  
Home W 99-68  
1986-87 Away L 69-87  
1987-88 Home L 78-80  
1988-89 Neutral L 70-91  
1989-90 Away L 54-82  
1990-91 Home L 61-71  
Neutral L 58-83  
1991-92 Away L 59-60  
1992-93 Home W 101-48  
1994-95 Neutral W 84-61  
1995-96 Away W 68-59  
1996-97 Home W 91-61  
1997-98 Home W 84-55  
1998-99 Away L 62-74  
1999-00 Away L 49-62  
2005-06 Away L 46-51  
2006-07 Home W 85-50  
2009-10 Away W 83-77  
2010-11 Home W 82-60  
2013-14 Home W 89-72  
2014-15 Away W(ot) 90-85  
2015-16 Home W 69-43  
2016-17 Home W 82-74  
2017-18 Home W 75-60  
2018-19 Away W 86-50  
2019-20 Home W 57-40  
2020-21 Away W 71-65

## LOUISIANA TECH (4-8)

1978-79 Home L 68-76  
1980-81 Neutral L 50-66  
1982-83 Away W 64-58  
Neutral L 56-58  
Neutral W 69-67  
1983-84 Away L 66-75  
Away W 62-57  
1984-85 Neutral L 79-83  
1985-86 Away L 53-75  
Neutral W 80-64  
1993-94 Neutral L 66-75  
1996-97 Neutral L 47-66

## LOUISVILLE (1-0)

2004-05 Neutral W 65-49

## LOYOLA MARYMOUNT (5-0)

2004-05 Home W 77-56  
2005-06 Away W 59-53  
2014-15 Home W 96-54  
2017-18 Away W 8070  
2020-21 Home W 85-55

## MAINE (2-0)

1987-88 Neutral W 83-63  
1995-96 Away W 66-60

## MARIST (1-0)

2017-18 Neutral W 78-57

## MARQUETTE (1-0)

1994-95 Neutral W 87-76

## MARYLAND (5-1)

1979-80 Away W 63-61  
1983-84 Neutral W 86-68  
1985-86 Neutral W 76-54  
1988-89 Neutral L 67-81  
1993-94 Neutral W 92-85  
1995-96 Neutral W 68-62

## MASSACHUSETTS (1-0)

2004-05 Neutral W 54-49

## MEMPHIS (0-1)

1994-95 Neutral L 72-74

## MERRIMACK (1-0)

2022-23 Home W 88-40

## MICHIGAN (1-1)

2007-08 Away L 61-82  
2008-09 Home W 81-53

## MICHIGAN STATE (2-1)

1991-92 Away W 56-51  
1992-93 Neutral W 66-50  
2004-05 Neutral L 59-61

## MIDDLE TENNESSEE (1-0)

2017-18 Neutral W 72-57

## MILWAUKEE (1-0)

2008-09 Neutral W 77-65

## MINNESOTA (1-1)

1981-82 Home W 91-52  
2003-04 Neutral L 61-84

## MISSISSIPPI STATE (1-1)

2009-10 Neutral W 64-60  
2016-17 Home L 72-76

## MISSOURI (4-0)

1979-80 Home W 70-53  
1983-84 Away W 81-79  
1985-86 Home W 118-68  
1990-91 Home W 87-55

## MISSOURI STATE (1-1)

2016-17 Neutral W 89-67  
2021-22 Home L 41-67

## MONTANA (3-0)

1983-84 Home W 76-51  
1985-86 Home W 81-50  
1991-92 Home W 71-59

## MONTANA STATE (2-0)

2008-09 Home W 82-61  
2017-18 Home W 98-47

## MORGAN STATE (1-0)

2001-02 Home W 87-39

## NEBRASKA (3-5)

1976-77 Home W 72-70  
1987-88 Home W 100-82  
1992-93 Home W 78-60  
2006-07 Home L 65-72  
2007-08 Away L 69-87  
2011-12 Away L 50-68  
2012-13 Home L 65-74  
2019-20 Neutral L 54-67

## NEVADA (4-0)

2001-02 Home W 86-48  
2010-11 Away W 78-59  
2018-19 Away W 72-51  
2019-20 Home W 50-47

## NEVADA-LAS VEGAS (5-6)

1974-75 N/A L 54-88  
1975-76 N/A L 53-80  
N/A L 53-82  
1978-79 Neutral W 93-79  
1979-80 Neutral W 78-77  
1988-89 Home L 78-82  
1989-90 Away L 67-98  
2015-16 Home W 73-42  
2016-17 Away L 66-77  
2018-19 Away W 86-72  
2019-20 Home W 75-54

## NEW MEXICO (1-1)

2002-03 Home W 55-48  
2003-04 Away L 75-77

## NEW ORLEANS (2-0)

1984-85 Home W 66-65  
1996-97 Home W 97-73

NONCONFERENCE SERIES RECORDS

# USC WOMEN'S BASKETBALL

1983 NCAA CHAMPIONS • 1984 NCAA CHAMPIONS • 1994 PAC-10 CHAMPIONS • 2014 PAC-12 TOURNAMENT CHAMPIONS

NONCONFERENCE SERIES RECORDS

## NORTH CAROLINA (4-0)

1985-86	Neutral	W	84-70
1986-87	Neutral	W	79-72
1987-88	Home	W	92-69
1988-89	Away	W	93-75

## NORTH CAROLINA-CHARLOTTE (1-0)

1994-95	Home	W	84-69
---------	------	---	-------

## NORTH CAROLINA STATE (1-1)

2009-10	Home	L	53-59
2010-11	Away	W	84-75

## NE LOUISIANA STATE (1-1)

1982-83	Home	W	99-85
1985-86	Neutral	L	68-70

## NORTHEASTERN (1-0)

1988-89	Neutral	W	74-52
---------	---------	---	-------

## NORTHERN ARIZONA (1-0)

2002-03	Home	W	63-55
---------	------	---	-------

## NORTHERN ILLINOIS (2-0)

1992-93	Home	W	91-64
1993-94	Away	W	90-79

## NORTHWESTERN (2-1)

1982-83	Home	W	110-80
1983-84	Away	W	67-65
1990-91	Away	L	63-70

## NOTRE DAME (2-8)

1984-85	Neutral	W	69-53
1999-00	Away	L	59-74
2000-01	Home	L	61-70
2001-02	Away	L	49-62
2002-03	Home	L	57-69
2003-04	Away	L	62-73
2004-05	Home	L	56-60
2005-06	Away	L	62-73
2006-07	Home	W	69-58
2011-12	Neutral	L	58-80

## OCCIDENTAL (1-5)

1970-71	N/A	L	30-38
	N/A	L	22-42
1971-72	N/A	L	41-46
	N/A	L	40-54
1972-73	N/A	L	33-46
	N/A	W	51-30

## OHIO STATE (3-4)

1983-84	Home	W	102-73
1985-86	Away	W	83-81
1986-87	Neutral	L	63-83
	Neutral	L	63-74
1987-88	Home	W	85-81
2005-06	Home	L	57-68
2006-07	Away	L	58-77

## OKLAHOMA (1-0)

1980-81	Home	W	84-55
---------	------	---	-------

## OKLAHOMA BAPTIST (1-0)

1982-83	Home	W	112-46
---------	------	---	--------

## OKLAHOMA CITY (1-0)

1982-83	Neutral	W	96-68
---------	---------	---	-------

## OKLAHOMA STATE (1-3)

1986-87	Neutral	W	92-83
1995-96	Away	L	55-85
2013-14	Away	L	51-82
2014-15	Home	L	62-66

## OLD DOMINION (7-8)

1979-80	Home	L	47-90
1980-81	Neutral	L	56-73
	Away	L	63-74
	Neutral	L	65-68
1981-82	Home	W	66-50
1982-83	Home	W	75-47
1983-84	Away	L	90-102
1984-85	Away	L	48-52
1985-86	Neutral	W	89-76
1986-87	Home	W	86-64
1987-88	Neutral	W	85-70
1989-90	Home	L	69-82
1990-91	Neutral	W	72-61
	Away	W	77-70
1998-99	Neutral	L	61-73

## ORAL ROBERTS (1-0)

1978-79	Home	W	81-65
---------	------	---	-------

## PACIFIC CHRISTIAN (1-0)

1981-82	Home	W	98-52
---------	------	---	-------

## PENN (1-0)

2022-23	Home	W	66-60
---------	------	---	-------

## PENN STATE (3-1)

1979-80	Away	L	70-80
1980-81	Neutral	W	103-64
1981-82	Neutral	W	73-70
1983-84	Home	W	79-66

## PEPPERDINE (19-0)

1977-78	Away	W	73-71
1978-79	Neutral	W	65-63
	Home	W	64-50
1979-80	Home	W	90-64
	Home	W	98-89
1980-81	Home	W	88-79
1981-82	Away	W	85-52
1982-83	Away	W	105-62
	Home	W	90-56
1984-85	Home	W	69-58
1985-86	Away	W	94-50
1988-89	Away	W	75-74
1992-93	Home	W	76-61
2000-01	Home	W	78-60
2002-03	Away	W	64-63
2007-08	Home	W	55-52
2008-09	Away	W	69-55
2011-12	Away	W (ot)	75-71
2012-13	Home	W	65-56

## PORTLAND (3-0)

1993-94	Home	W	77-62
1998-99	Away	W	59-47
2016-17	Neutral	W	67-54

## PORTLAND STATE (2-0)

1980-81	Away	W	108-61
2007-08	Home	W	75-68

## PRAIRIE VIEW A&M (1-0)

2006-07	Home	W	78-53
---------	------	---	-------

## PRINCETON (0-1)

2010-11	Neutral	L	59-60
---------	---------	---	-------

## PURDUE (1-0)

2017-18	Neutral	W	58-46
---------	---------	---	-------

## QUEENS (0-1)

1977-78	Away	L	63-79
---------	------	---	-------

## QUINNIPIAC (1-0)

2010-11	Neutral	W	78-59
---------	---------	---	-------

## RICHMOND (1-0)

1993-94	Away	W	80-59
---------	------	---	-------

## RUTGERS (2-5)

1979-80	Away	L	62-68
1982-83	Home	W	96-75
1983-84	Away	W	95-80
1989-90	Away	L	51-76
1997-98	Neutral	L	59-77
1999-00	Away	L	59-76
2009-10	Neutral	L	51-66

## SACRAMENTO STATE (5-0)

1991-92	Away	W	75-73
1999-00	Home	W	84-42
2000-01	Away	W	87-61
2014-15	Home	W	101-99
2016-17	Away	W	111-95

## SAINT MARY'S (1-2)

2013-14	Home	L	55-71
2014-15	Away	L	58-64
2022-23	Home	W	71-45

## ST. JOHN'S (0-1)

2013-14	Neutral	L	68-71
---------	---------	---	-------

## ST. JOSEPH'S (2-1)

1985-86	Neutral	W	96-66
2000-01	Home	W	66-55
2001-02	Away	L	72-81

## SAM HOUSTON STATE (1-0)

2014-15	Neutral	W	88-67
---------	---------	---	-------

## SAN DIEGO (4-0)

2000-01	Away	W	70-56
2003-04	Home	W	82-65
2004-05	Away	W	68-47
2022-23	Away	W	58-50

## SAN DIEGO STATE (29-8)

1974-75	N/A	L	38-68
	N/A	L	43-47
1975-76	N/A	W	79-54
	N/A	W	64-45
1976-77	Home	L	59-62
	Away	W	85-61
1977-78	Away	W	69-57
	Home	W	99-83
1978-79	Away	W	61-47
	Home	W	67-29
1979-80	Away	W	65-62
	Home	W	66-63
1980-81	Away	W	75-46
	Home	W	58-45
1981-82	Away	W	77-59
	Home	W	73-55
1982-83	Away	W	102-66
	Home	W	89-63
1983-84	Home	W	101-84
	Away	W	86-67
1984-85	Home	L	59-61
	Away	W	90-77
1985-86	Away	W	91-73
1986-87	Home	W	90-77
1989-90	Home	W	73-66
1990-91	Home	W	68-54
1991-92	Away	L	64-71
1992-93	Away	L	61-63
1993-94	Home	W	82-62
1994-95	Away	W	67-55
1995-96	Home	L	66-67
1996-97	Away	W	71-60
1997-98	Home	W	62-51
1999-00	Away	W	72-60
2010-11	Home	W	74-64
2012-13	Away	L	46-80
2013-14	Home	W	65-61

## SAN FRANCISCO (7-3)

1978-79	Home	W	77-50
1979-80	Away	L	65-66
	Neutral	W	63-50
1983-84	Home	W	86-58
1990-91	Away	L	77-90
1991-92	Home	W	50-49
1996-97	Neutral	W	68-55
2001-02	Away	W	72-53
2021-22	Home	L	63-78
2022-23	Away	W	74-48

## SAN JOSÉ STATE (6-2)

1976-77	Away	L	49-68
1977-78	Home	W	69-53
1978-79	Neutral	W	99-92
1979-80	Away	L	61-70
1980-81	Home	W	94-78
	Neutral	W	91-57
1981-82	Away	W	98-72
2022-23	Home	W	71-44

## SANTA CLARA (5-0)

1978-79	Away	W	83-61
1999-00	Away	W	71-64
2015-16	Home	W	81-46
2017-18	Away	W	64-43
2018-19	Home	W	77-46

# USC WOMEN'S BASKETBALL

1983 NCAA CHAMPIONS • 1984 NCAA CHAMPIONS • 1994 PAC-10 CHAMPIONS • 2014 PAC-12 TOURNAMENT CHAMPIONS

## SEATTLE (1-0)

1979-80 Home W 107-52

## SETON HALL (3-0)

1997-98 Neutral W 78-66  
2003-04 Neutral W 70-59  
2021-22 Neutral W 79-65

## SOUTH CAROLINA (0-3)

1979-80 Home L 60-70  
2013-14 Home L 50-70  
2014-15 Away L 61-70

## SOUTH DAKOTA STATE (1-1)

2004-05 Home W 66-59  
2006-07 Away L 63-67  
2022-23 Neutral L 57-62(ot)

## SOUTH FLORIDA (1-0)

2005-06 Neutral W 67-57

## SOUTHERN METHODIST (4-0)

1985-86 Neutral W 121-61  
2002-03 Away W 80-58  
2003-04 Home W 64-48  
2014-15 Away W 64-57

## SOUTHERN UTAH (1-0)

2015-16 Home W 71-32

## SW MISSOURI STATE (0-1)

1998-99 Neutral L 69-80

## STEPHEN F. AUSTIN (3-1)

1977-78 Home L 60-78  
1991-92 Neutral W 61-57  
1993-94 Home W 78-64  
1994-95 Away W 81-76

## TENNESSEE (7-8)

1980-81 Away L 71-78  
1981-82 Home W 86-70  
Away L 90-91  
1982-83 Away W 81-71  
1983-84 Neutral W 78-64  
Home W 81-66  
Neutral W 72-61  
1984-85 Away L 60-71  
1985-86 Home W 85-77  
Neutral W 83-59  
1986-87 Neutral L 75-89  
1988-89 Away L 69-102  
1989-90 Home L 53-87  
2001-02 Away L 66-106  
2002-03 Home L 39-71

## TEXAS (5-10)

1979-80 Away L 74-85  
1981-82 Neutral W 83-66  
1983-84 Away L 68-77  
1984-85 Home W 73-71  
1985-86 Away L 78-94  
Neutral L 81-97  
1986-87 Home L 69-89  
1987-88 Away L 62-79  
1988-89 Neutral W 83-81  
1989-90 Away L 44-85  
1990-91 Home W 88-77  
2001-02 Neutral L 64-66  
2009-10 Neutral W 61-54  
2022-23 Neutral L 48-62

## TEXAS A&M (3-5)

1979-80 Home W 71-42  
1980-81 Home W 112-42  
2011-12 Away L 70-71  
2012-13 Home L 61-79  
2016-17 Away W 66-62  
2017-18 Home L 74-75  
2018-19 Away L 51-71  
2019-20 Home L 64-74

## TEXAS CHRISTIAN (2-0)

2004-05 Away W 71-70  
2005-06 Home W 65-62

## TEXAS-EL PASO (1-0)

1984-85 Neutral W 77-53

## TEXAS SOUTHERN (1-0)

2021-22 Home W 77-45

## TEXAS TECH (1-3)

1978-79 Neutral W 86-60  
1992-93 Neutral L 67-87  
1999-00 Home L(ot) 63-66  
2000-01 Away L 59-85

## TOLEDO (1-1)

1987-88 Neutral W 96-66  
2010-11 Away L 68-76

## UC DAVIS (1-1)

2012-13 Home L 69-78  
2013-14 Away W 64-55

## UC IRVINE (3-0)

2015-16 Home W 75-56  
2016-17 Away W 85-45  
2021-22 Home W 78-69

## UC RIVERSIDE (4-1)

2016-17 Home W 67-49  
2017-18 Away W 64-46  
2018-19 Home W 73-55  
2019-20 Away W 76-59  
2020-21 Home L 52-54

## UC SANTA BARBARA (15-14)

1971-72 N/A L 25-48  
1973-74 N/A L 26-61  
N/A L 28-56  
1974-75 N/A L 37-51  
N/A L 46-60  
1975-76 N/A W 63-62  
N/A L 56-59  
1976-77 Away L 67-73  
Home L 61-62  
1977-78 Home W 70-67  
1978-79 Home W 68-46  
Away W 84-65  
1980-81 Home W 117-42  
1994-95 Home W 75-71  
1995-96 Away W 80-75  
1996-97 Home W 98-92  
1997-98 Away L 61-79  
1998-99 Home L 65-75  
1999-00 Away L 53-77  
2000-01 Home W 60-55  
2002-03 Away L 52-72  
2003-04 Home W 76-61  
2007-08 Away L(ot) 63-69  
2008-09 Home W 62-53  
2010-11 Home W 67-64  
2011-12 Home W 50-39  
2012-13 Away W 62-51  
2018-19 Home W 82-39  
2019-20 Away L 46-57

## UNC-WILMINGTON (1-0)

2013-14 Neutral W 85-59

## UTAH STATE (4-0)

1977-78 Home W 71-65  
1985-86 Neutral W 115-45  
2018-19 Neutral W 55-46  
2022-23 Home W 79-48

## UTAH VALLEY (0-1)

2008-09 Neutral L 64-66

## UT ARLINGTON (1-0)

2018-19 W 73-61

## UT RIO GRANDE VALLEY (2-0)

2017-18 Away W 71-64  
2019-20 Home W 80-43

## UTSA (1-0)

2011-12 Home W 74-56

## VANDERBILT (0-1)

2012-13 Home L 56-74

## VIRGINIA (3-2)

1991-92 Neutral L 52-71  
1993-94 Neutral W 85-66  
1995-96 Neutral L 68-78  
2019-20 Home W 59-49  
2021-22 Away W 65-48

## VIR. COMMONWEALTH (1-0)

1990-91 Away W 94-68

## VIRGINIA TECH (1-0)

2007-08 Neutral W 65-64

## WAYLAND BAPTIST (2-0)

1978-79 Away W 89-76  
1982-83 Neutral W 93-79

## WEST VIRGINIA (1-0)

2015-16 Neutral W(ot) 78-67

## WESTERN ILLINOIS (1-0)

1996-97 Neutral W 80-42

## WESTERN KENTUCKY (1-1)

1986-87 Home W 81-69  
1996-97 Home L 82-85  
1998-99 Away L 76-86

## WESTERN MICHIGAN (2-0)

1993-94 Home W 88-62  
2021-22 Home W 80-50

## XAVIER (0-2)

2009-10 Home L(ot) 71-81  
2010-11 Away L 66-69

NONCONFERENCE SERIES RECORDS

# WOMEN OF TROY

## IN THE OLYMPICS




Cheryl Miller won gold for the United States as a 1984 Olympian.




Lisa Leslie is the proud owner of four Olympic gold medals, helping the United States win in 1996, 2000, 2004 and 2008.



TROJAN GOLD: Cynthia Cooper (above) medaled in the 1988 and 1992 Olympic Games; Pam McGee (below) was a gold medalist with Team USA in the 1984 Games.



Tina Thompson won three gold medals with Team USA at the 2000, 2004 & 2008 Olympic Games.



THE NEW CLASS: Temi Fagbenle (below) brought 2012 Olympic experience to the 2015-16 USC roster.





# USC IN THE WNBA

## LOS ANGELES SPARKS

**Michael Cooper**  
Head Coach • 2000-04 | 2007-09  
**2001 & 2002 CHAMPION**

**Kim Gessig**  
Player • 1997

**Ebony Hoffman**  
Player • 2011-13

**Lisa Leslie**  
Player • 1997-2009  
**2001 & 2002 CHAMPION**

**Nicky McCrimmon**  
Player • 2000-03  
**2001 & 2002 CHAMPION**

**Pam McGee**  
Player • 1998

**Linda Sharp**  
Head Coach • 1997

**Marianne Stanley**  
Asst. Coach • 2000, 2008-09

**Karleen (Shields) Thompson**  
Team Manager • 1997-2001  
Asst. Coach • 2002-03  
Co-Head Coach • 2004  
**2001 & 2002 CHAMPION**

**Tina Thompson**  
Player • 2009-11

**Rhonda Windham**  
General Manager • 1997-99

## MINNESOTA LYNX

**Temi Fagbenle**  
Player • 2017-19  
**2017 CHAMPION**

**Shay Murphy**  
Player • 2007

**Adrain Williams**  
Player • 2006

## NEW YORK LIBERTY

**Jacki Gemelos**  
Asst. Coach • 2021

**Marianne Stanley**  
Asst. Coach • 2004-06

## **WNBA CHAMPION!**

**indicates active in WNBA (as of May 2023)**

## PHOENIX MERCURY

**Cynthia Cooper**  
Head Coach • 2001-02

**Briana Gilbreath**  
Player • 2012-13

**Cheryl Miller**  
Head Coach • 1997-2000

**Shay Murphy**  
Player • 2014, 2017  
**2014 CHAMPION**

**Linda Sharp**  
Asst. Coach • 2000  
Head Coach • 2002

**Kadi Sissoko**  
Player • 2023

**Adrain Williams**  
Player • 2000-04

## SAN ANTONIO STARS

**Adrain Williams**  
Player • 2004-05

**Shay Murphy**  
Player • 2017

## SEATTLE STORM

**Ebony Hoffman**  
Assistant Coach • 2023

**Tina Thompson**  
Player • 2012-13

## WASHINGTON MYSTICS

**Jacki Gemelos**  
Player • 2020

**Shay Murphy**  
Player • 2008

**Michelle Campbell**  
Player • 2000

**Marianne Stanley**  
Asst. Coach • 2001, 2010-19  
Head Coach • 2002-03  
**2019 CHAMPION**

## NOW-INACTIVE WNBA TEAMS....

### CHARLOTTE STING

**Fred Williams**  
Asst. Coach • 2003-04

### DETROIT SHOCK

**Shay Murphy**  
Player • 2007

### HOUSTON COMETS

**Cynthia Cooper**  
Player • 1997-2000, 2003  
**1997, 1998, 1999 & 2000 CHAMPION**

**Monica Lamb**  
Player • 1998-2000

**1998, 1999 & 2000 CHAMPION**

**Karleen (Shields) Thompson**  
Asst. Coach • 2005-06  
Head Coach • 2007-08

**Tina Thompson**  
Player • 1997-2008

**1997, 1998, 1999 & 2000 CHAMPION**

### SACRAMENTO MONARCHS

**Pam McGee**  
Player • 1997

**Adrain Williams**  
Player • 2007-08

### UTAH STARZZ

**Michelle Campbell**  
Player • 1999

**Fred Williams**  
Asst. Coach • 1998  
Head Coach • 1999-2001

### TULSA SHOCK

**Fred Williams**  
Head Coach • 2014-15



## ATLANTA DREAM

**Michael Cooper**  
Head Coach • 2014-17

**Karleen (Shields) Thompson**  
Asst. Coach • 2013-17

**Fred Williams**  
Asst. Coach • 2009-12  
Head Coach • 2012-13

## CHICAGO SKY

**Jacki Gemelos**  
Player • 2015

**Shay Murphy**  
Player • 2010-2013

## CONNECTICUT SUN

**Jacki Gemelos**  
Player • 2020

**Briana Gilbreath**  
Player • 2014

**Ebony Hoffman**  
Player • 2014

## DALLAS WINGS

**Fred Williams**  
Head Coach • 2014-18

## INDIANA FEVER

**Briana Gilbreath**  
Player • 2015

**Ebony Hoffman**  
Player • 2004-10

**Shay Murphy**  
Player • 2009-10

**Marianne Stanley**  
Head Coach • 2020-22

# DRAFTED!!

### **1997 Inaugural Elite Selection:**

Cynthia Cooper (Houston Comets)  
Lisa Leslie (Los Angeles Sparks)

### **First Round:**

Ebony Hoffman (2004, Indiana Fever)  
Pam McGee (1997, Sacramento Monarchs)  
Tina Thompson (1997, Houston Comets)

### **Second Round:**

Adrain Williams (2000, Phoenix Mercury)  
Shay Murphy (2007, Minnesota Lynx)  
Camille LeNoir (2009, Washington Mystics)  
Cassie Harberts (2013, Atlanta Dream)



### **Third Round:**

Jacki Gemelos (2012, Minnesota Lynx)  
Briana Gilbreath (2012, Washington Mystics)  
Temi Fagbenle (2016, Minnesota Lynx)  
Okako Adika (2023, New York Liberty)  
Kadi Sissoko (2023, Phoenix Mercury)

### **Fourth Round:**

Monica Lamb (1998, Houston Comets)  
Nicky McCrimmon (2000, Los Angeles Sparks)