

# 2021-22 USC Men's Basketball Postseason Media Guide



Feel the Trojan Fever!





# 2021-22 MEN'S BASKETBALL ROSTER

USC FIGHT ON!



**BOOGIE ELLIS**  
GUARD | Jr.



**CHEVEZ GOODWIN**  
FORWARD | R-Sr.



**KOBE JOHNSON**  
GUARD | Fr.



**ISAIAH MOBLEY**  
FORWARD | Jr.



**MALIK THOMAS**  
GUARD | Fr.



**ISAIAH WHITE**  
FORWARD | R-Sr.



**BOUBACAR COULIBALY**  
FORWARD | So.



**DREW PETERSON**  
GUARD | Sr.



**ZACH BROOKER**  
GUARD | So.



**ETHAN ANDERSON**  
GUARD | Jr.



**REESE DIXON-WATERS**  
GUARD | Fr.



**MAX AGBONKPOLO**  
FORWARD | Jr.



**JOSHUA MORGAN**  
FORWARD | R-So.



**HARRISON HORNERY**  
FORWARD | Fr.



**REGGIE PARRIS**  
GUARD | Sr.



**AMAR ROSS**  
GUARD | Sr.



**ANDY ENFIELD**  
HEAD COACH





# USC Men's Basketball Release

USC Trojans (26-7, 14-6) vs. Miami Hurricanes (23-10, 14-6)

• Game 34 • Bon Secours Wellness Arena , Greenville, S.C. • March 18, 2022 •  
• NCAA Tournament • Midwest Regional • First Round •



University of Southern California Sports Information Office, Heritage Hall 103A, L.A., CA 90089-0601 - Phone: (213) 740-8480 - Fax: (213) 740-7584

## 2021-22 USC Schedule

Date	Opponent	Result/Time
11/9	CS Northridge	W, 89-49
11/13	at Temple	W, 76-71
11/16	at FGCU	W, 78-61
11/22	Dixie State	W, 98-71
11/25	^vs. Saint Joseph's	W, 70-55
11/26	^vs. San Diego State	W, 58-43
12/1	Utah	W, 93-73
12/4	at Washington State	W, 63-61
12/7	Eastern Kentucky	W, 80-68
12/12	Long Beach State	W, 73-62
12/15	UC Irvine	W, 66-61
12/18	#vs. Georgia Tech	W, 67-53
12/21	lvs. Oklahoma State	Canceled
12/30	Arizona State	Ppd.
1/2	Arizona	Ppd.
1/6	at California	W, 77-63
1/8	at Stanford	Ppd.
1/11	at Stanford	L, 69-75
1/13	Oregon State	W, 81-71
1/15	Oregon	L, 69-79
1/20	at Colorado	W, 61-58
1/22	at Utah	W, 79-67
1/24	Arizona State	W, 78-56
1/27	Stanford	L, 61-64
1/29	California	W, 79-72
2/3	at Arizona State	W, 58-53
2/5	at Arizona	L, 63-72
2/8	Pacific	W, 74-68
2/12	UCLA	W, 67-64
2/17	Washington	W, 79-69
2/20	Washington State	W, 62-60
2/24	at Oregon State	W, 94-91 (2OT)
2/26	at Oregon	W, 70-69
3/1	Arizona	L, 71-91
3/5	at UCLA	L, 68-75
3/10	vs. Washington	W, 65-61
3/11	vs. UCLA	L, 59-69
3/19	vs. Miami	3:10 p.m.

^ Wooden Legacy (Anaheim, Calif.)

# Jerry Colangelo Classic (Phoenix, Ariz.)

! Compete 4 Cause Classic (Oklahoma City, Okla.)

-- Home Games in Bold , All times local to site --

### 2022 Pac-12 Tournament (Las Vegas, Nev.)

3/9	First Round
3/10	Quarterfinals
3/11	Semifinals
3/12	Finals

### 2022 NCAA Tournament

3/15-16	First Four
3/17-20	First and Second Rounds
3/24-27	Regional Semifinals & Finals
4/2, 4/4	Final Four, Championship (New Orleans, La.)

### USC Quick Facts

**Location:** Los Angeles, Calif.

**Enrollment:** 46,000 (19,500 undergraduates)

**Nickname:** Trojans

**Colors:** Cardinal and Gold

**Head Coach:** Andy Enfield (9th year at USC)

**Associate HC:** Chris Capko (8th year at USC)

**Assistant Coaches:** Eric Mobley (4th year at USC), Jay Morris (1st year)

### BROADCAST NEWS

Mar. 19 - truTV with Jim Nance (pxp), Bill Raftery (analyst), Grant Hill (analyst) and Tracy Wolfson (sideline)  
- Westwood One Radio with Bill Rosinski (pxp) & Jordan Cornette (analyst)  
- KABC 790 AM with Jordan Moore

## • No. 22 USC TAKES ON MIAMI IN NCAA FIRST ROUND • • 2021-22 TROJANS HAVE TIED SCHOOL RECORD FOR WINS •

**TODAY'S GAME --** The No. 21 USC Trojans (26-7, 14-6, 3rd-Pac-12), the No. 7 seed, will take on the No. 10 seed Miami Hurricanes (23-10, 14-6, 4th-ACC) in a first-round game in the Midwest Regional of the 2022 NCAA Men's Basketball Tournament on March 18 at 12:10 p.m. PT. The game will be played at Bon Secours Wellness Arena in Greenville, S.C. The game will air on truTV with Jim Nantz, Bill Raftery and Grant Hill calling the action and Tracy Wolfson providing sideline reports. It will also be broadcast on Westwood One with Bill Rosinski and Jordan Cornette handling the radio call. USC's 26 wins have tied for the most wins in school history with the 2016-17 team (26-10). USC's 25 regular season wins set a team record.

**WINNING WAYS --** USC has won a school-record 73 games over the last three seasons (22 in 2020, 25 in 2021 and 26 in 2022). The previous school record for wins in three consecutive seasons was 71 (2016-18). The three consecutive seasons of 20+ wins also equals the school record for most consecutive 20-win seasons set from 2016-18.

**FACING MIAMI --** The Miami Hurricanes (23-10, 14-6) are coming off an 80-76 loss to Duke in the ACC Semifinals on March 11. Miami has won 7 of its last 10 games. Four Miami players are averaging double figures in points, led by redshirt senior guard Kameron McGusty at 17.6 ppg. USC leads the all-time series with Miami, 2-0, winning 92-71 on Dec. 1, 1990 at the L.A. Sports Arena and 86-66 on Dec. 27, 1992 in West Palm Beach, Fla.

**USC IN THE NCAA TOURNAMENT --** USC is 17-20 all-time in the NCAA Tournament (1 loss in 2008 later vacated due to NCAA penalty, original record 17-21). USC reached the 2021 NCAA Tournament Elite Eight last season, defeating Drake (72-56), Kansas (85-51) and Oregon (82-68), before falling to Gonzaga, 85-66. USC is 5-2 in its last seven NCAA Tournament games.

**FEELS LIKE HOME --** USC (13-4) and Miami (13-5) are tied for second with Duke (13-3) among Power 6 conference teams with 13 wins away from their home arenas. Only Villanova at 14-6 has won more games when not playing at home this season.

**IT STARTS WITH DEFENSE --** Despite allowing Arizona to make 55.6 percent of its field goals on March 1, the highest percentage by a Trojan opponent since 2019, USC has held 21 of its 32 opponents to under 40 percent shooting this season. USC is holding the opposition to a 38.6 shooting percentage, 10th in the country. USC held its first 12 opponents under 40 percent shooting in each game and to a combined 35.2 shooting percentage, which was second in the country. The Trojans were the first team in the last 15 seasons to hold its first 12 opponents to under 40 percent shooting in each game.

**USC FALLS IN PAC-12 SEMIFINAL --** Boogie Ellis matched a career-high with 27 points and made a season-best five 3-pointers, but it wasn't enough as No. 3-seed USC fell to No. 2-seed UCLA, 69-59, in the Pac-12 Tournament semifinals on March 11. Drew Peterson added 11 points and Isaiah Mobley had 9 points and 7 rebounds. USC struggle with its shooting in the first half and despite Peterson's first-half buzzer-beater, the Trojans trailed 36-28 at halftime and shot 31 percent from the field before the break. After a layup by Mobley and an alleyoop conversion by Kobe Johnson, USC had cut the lead to four at 42-38 at the 14:38 mark of the second half, UCLA responded with a 7-0 run in the Trojans got no closer that 6 points the rest of the way. Ellis scored 18 of USC's 31 second-half points. UCLA made 48.9 percent of its shots, including 54.5 percent in the second half to keep the Trojans at bay. USC had a season-low six assists.

**GOODWIN EYES THE TOP OF THE HILL --** USC forward Chevez Goodwin has played in 171 career games, second all-time among NCAA Division I players behind Jordan Bohannon of Iowa who has played in 177 through March 13. The NCAA record for games played entering this season was 157 by David Lighty of Ohio State (2007-11). Goodwin has played in 66 games as a member of the Trojans' program.

**HOMECOMING WEEK FOR GOODWIN --** It will be a homecoming of sorts for USC forward Chevez Goodwin who grew up in Columbia, S.C. roughly 100 miles away from Greenville, S.C. Goodwin also played two seasons at Wofford College in Spartanburg, S.C., roughly 30 miles away from Greenville and one at College of Charleston, roughly 200 miles away from Greenville.

**THE TOASTS OF THE COASTS AND NCAA --** When USC defeated Pacific 74-68 on Feb. 8 it completed an undefeated nonconference slate of 11-0. USC was also undefeated during the 2016-17 nonconference schedule. Only USC and Villanova (2016-17 and 2017-18) have posted two perfect nonconference seasons of 10 or more wins in the last six years.

**LEADERS OF THE PAC --** USC is tied for second in conference regular season wins among Pac-12 teams for the past five seasons (since the 2017-18 season). USC is 60-34 in conference games during that stretch, one behind Arizona who is at 61-33. UCLA is 60-33, Oregon is 58-34 and Colorado is 54-40.

### TROJAN TIDBITS:

- USC is 10-1 in games decided by 5 points or less
- USC is 20-2 in games this season when Chevez Goodwin scores 9 or more points
- USC has comeback from 5 deficits of 10 points or more and has trailed by as many as 5 points in 17 of its wins.



**ALL ABOUT ENFIELD** -- Andy Enfield, 52, a proven winner as a player, assistant coach and head coach, was named the USC men's basketball head coach on April 1, 2013 and has quickly brought success to the Trojans' basketball program. Results came immediately with the Trojans setting the school single-season win record and the most wins in program history over a two-year, three-year, four-year, five-year and six-year period. USC has won 134 games over the last six seasons which is the third-most wins in the Pac-12 and tied for the 15th-most wins in the nation among power conferences during that time. USC has had one of the top two records in the Pac-12 three of the last four seasons (24-12 in 2018, 22-9 in 2020 and 25-8 in 2021). He guided the Trojans into the postseason in three consecutive seasons (2016-18), the first time for USC since 2007-09, all while his athletes have set the program's top team GPAs for the Spring, Fall and Summer sessions. Enfield has brought in seven consecutive Top 30 recruiting classes, with the 2021 class ranking No. 12. Over the last three seasons, USC has had a player selected in the first round of each of the last three NBA Drafts (Kevin Porter Jr. in 2019, Onyeka Okongwu in 2020 & Evan Mobley in 2021), one of only four schools (USC, Florida State, Kentucky & North Carolina). Enfield now has an **183-117** record in his nine seasons as the USC head coach (4th-most wins in school history) and is **224-145** in 11 seasons as a head coach. The 2019-20 Trojans went 22-9, finished tied for 3rd in the Pac-12 and were getting better as the season was cancelled due to COVID-19. USC won three straight and five of its last seven to closeout the season. The Trojans led Pac-12 teams in defensive field goal percentage and points per game allowed in Conference play. The 2018-19 Trojans were bitten by the injury bug beginning late in the summer and only had as many as 10 scholarship players available for preseason practice four of the 30 sessions. Ultimately USC players missed 54 games due to injury and finished with a 16-17 record after falling to regular season champion Washington 78-75 in the quarterfinals of the Pac-12 Tournament. Enfield guided the 2017-18 Trojans to a 24-12 record and to a second place finish in the Pac-12, its highest conference finish since tying for second in 2002 and its first outright second-place finish since 1992. USC reached the Pac-12 Tournament final for the first time since winning it in 2009. USC set school records with 296 three-pointers made, 1022 FG made and 569 assists. The Trojans also scored the second-most points by a USC team in history (2,798). The Trojans accomplished all of this and achieved a No. 10 ranking in the preseason, its highest since the 1974-75 season, despite 40 percent of its projected starting lineup missing much of the season. USC went 26-10 in the 2016-17 season to set the school record for wins in a season, was in the top 25 rankings for five weeks with a high of No. 22 and won two NCAA Tournament games. The Trojans won their first 14 games which was tied for the fourth-longest winning streak in school history and was the best USC start since the 1971 season. The 13-0 mark in nonconference regular season action was just the sixth time in school history USC had gone undefeated in the nonconference slate. USC defeated Providence in a 2017 First Four game for its first NCAA Tournament win since the 2009 season, then defeated No. 11 SMU before falling 82-78 to No. 12 Baylor, one win away from a Sweet 16 berth. USC won consecutive NCAA Tournament games for the first time since also winning two straight in the 2007 Tourney. After bringing in his recruits and establishing his system during the first two seasons, his Trojans took a big leap forward in the 2015-16 season. USC went 21-13 and advanced to the NCAA Tournament for the first time since 2011. The Trojans had an 8.0 game improvement from the 2014-15 season which was tops among the Power 5 conference teams. They matched a school record with four 100-point games in a season, after not having broken the century mark since 2002. USC went 12-20 during the 2014-15 campaign, with impressive wins at New Mexico and Boston College, as well as Pac-12 Tournament first-round upset win over Arizona State. USC went 11-21 in his first season, but Enfield developed freshmen Nikola Jovanovic and Julian Jacobs into impact Pac-12 players, Jacobs ultimately becoming an All-Conference player. Enfield captivated the nation during the 2013 season as the head coach at Florida Gulf Coast University as he guided the first No. 15 seed into the NCAA Sweet 16 with impressive wins over No. 2 seed Georgetown and No. 7 seed San Diego State and introduced the world to "Dunk City," the nickname for FGCU's high-flying and high-speed offense which often ended with thunderous dunks. In Enfield's two-year run at FGCU, the Eagles won 41 games, advanced to the A-Sun Championship game both seasons - its first two playing at the Division I level. FGCU had a 41-28 record in his two seasons as head coach (2011-12, 2012-13), equaling the win total of the program the previous four seasons. Prior to FGCU, Enfield spent the previous five seasons (2007-11) as an assistant coach at Florida State, helping the Seminoles to three consecutive NCAA Tournaments, including the Sweet 16 in 2011. FSU posted four 20-win seasons during his time on the staff and won 31 ACC games, the second-most in the conference behind Duke. In 2011 and 2012, FSU became the first program since Georgetown (1991-92) to lead the nation in defensive field goal percentage two straight seasons. He began his coaching career in the NBA, serving as the shooting coach for Milwaukee (1995, 1996). Then he was an assistant coach with Boston for two seasons (1999, 2000). Enfield played four seasons (1988-91) at Johns Hopkins, scoring a program-record 2,025 points. He also set the NCAA all-divisions career free throw percentage record of 92.5 percent, making 431-of-466 free throws. He was inducted into the school's Athletic Hall of Fame in 2001.

**TROJANS ON THE RADIO** -- USC's radio flagship station will be AM 790 KABC with Jordan Moore calling the action. The USC graduate is in his seventh season of working on USC basketball broadcasts, his fourth season as the play-by-play announcer.

**PAC-12 PREDICTIONS** -- USC was picked to finish 3rd in the 2021-22 Pac-12 preseason poll by league media. The rest of the predictions went as follows: 1.) UCLA (404), 2.) Oregon (373), **3.) USC (320)**, 4.) Arizona & Oregon St. (245), 6.) Colorado (235), 7.) Arizona St. (224), 8.) Washington St. (221), 9.) Stanford (151), 10.) Utah (105), 11.) Washington (85) and 12.) California (44). USC was picked to finish 6th in 2020-21 and finished 2nd, percentage points behind Oregon.

**A HISTORY OF WINNING** -- USC has compiled a record of 1,673-1,230\* in its 116 years of intercollegiate basketball competition. USC has had a .500 or better record in 82 of the first 116 seasons.

**THE GALEN ADVANTAGE** -- USC is 188-76 in 16 seasons at the Galen Center since it opened on Nov. 16, 2006. USC is also 96-22 in nonconference games at the Galen Center. USC is 57-8 in home nonconference games with Enfield as the head coach, including 45-5 in its last 50 regular season nonconference home games.

**OUT IN THE COMMUNITY** -- The USC men's basketball team tries to be a conscientious member of the community and has routinely had youth groups or schools visit practice or ventured out into the community for an event over the last several years. One of their biggest involvements the past several years has been with the Leukemia & Lymphoma Society's Light the Night Walk.

\* 21 wins and one loss in 2007-08 vacated due to NCAA penalty, original record: 1,694-1,229

#### PRONUNCIATION KEY

Max Agbonkpolo	AG-bonk-polo
Boubaacar Coulibaly	BOO-buh-car COO-luh-bal-ee
Boogie Ellis	Boog-gee
Chevez Goodwin	sheh-VEZZ
Harrison Hornery	HORE-ner-rhee
Isaiah Mobley	MOE-blee
Malik Thomas	Muh-Leek

#### ROSTER BREAKDOWN

The Trojans have 10 players from California and 1 each from Colorado, Illinois, South Carolina, Wisconsin, Australia and Mali.

## USC INFORMATION OUTLETS

### TROJANS ON THE WEB

Current and historical USC men's basketball information, as well as news, statistics, and features can be found at the USC website: [www.usctrojans.com](http://www.usctrojans.com).

The Pac-12 Conference web site address is: [www.pac-12.org](http://www.pac-12.org).

### TROJANS ON THE RADIO

Most of USC's games will be broadcast on AM 790 KABC. Many games are also on Sirius or XM radio.

### TROJANS ON TELEVISION

Every USC game this season is expected to be on television on the Pac-12 Network, FOX, Fox Sports 1, ESPN, ESPN2, ESPNU or ESPN+. The television assignments are as follows:

<b>11/9</b>	<b>CSUN</b>	<b>P12</b>
11/13	at Temple	ESPN+
11/16	at Florida Gulf Coast	ESPNU
<b>11/22</b>	<b>Dixie State</b>	<b>P12</b>
11/25	vs. Saint Joseph's	ESPN2
11/26	vs. G'town/SDSU	ESPN2/U
<b>12/1</b>	<b>Utah</b>	<b>P12</b>
12/4	at Washington St.	P12
<b>12/7</b>	<b>Eastern Kentucky</b>	<b>P12</b>
<b>12/12</b>	<b>Long Beach St.</b>	<b>P12</b>
<b>12/15</b>	<b>UC Irvine</b>	<b>P12</b>
12/18	vs. Georgia Tech	P12
12/21	vs. Oklahoma St.	ESPNU
1/6	at California	FS1
1/11	at Stanford	ESPN2
<b>1/13</b>	<b>Oregon St.</b>	<b>ESPNU</b>
<b>1/15</b>	<b>Oregon</b>	<b>FS1</b>
1/20	at Colorado	P12
1/22	at Utah	P12
<b>1/24</b>	<b>Arizona St.</b>	<b>ESPN2</b>
<b>1/27</b>	<b>Stanford</b>	<b>FS1</b>
<b>1/29</b>	<b>California</b>	<b>P12</b>
2/3	at Arizona St.	ESPN2
2/5	at Arizona	FOX
<b>2/8</b>	<b>Pacific</b>	<b>P12</b>
<b>2/12</b>	<b>UCLA</b>	<b>ESPN</b>
<b>2/17</b>	<b>Washington</b>	<b>P12</b>
<b>2/20</b>	<b>Washington St.</b>	<b>FS1</b>
2/24	at Oregon St.	ESPN2
2/26	at Oregon	ESPN2
3/1	Arizona	ESPN
3/5	at UCLA	ESPN
3/10	vs. Washington	FS1
3/11	UCLA	FS1
3/18	vs. Miami	truTV

Pac-12 = Pac-12 Network CBS = CBS Network

ESPN2/U/3 = ESPN2 or ESPNU or ESPN3

FS1 = Fox Sports 1 FOX = FOX Network



**RANKINGS ROUNDUP** -- USC is ranked No. 22 in the AP Poll this week. USC was ranked as high as No. 5 on Jan. 10, its highest regular season ranking since also being ranked No. 5 on Dec. 30, 1974.

**KING OF THE ROAD** - USC is 9-3 on the road with wins at Temple, FGCU, WSU, California, Colorado, Utah, ASU, OSU & Oregon. USC's nine true road wins are tied for the second most by any power conference team, trailing only Miami (10-2). USC is joined by three other teams with nine road wins: Wisconsin (9-2), Arizona (9-3), Duke (9-2) entering the NCAA Tournament. USC was 7-3 in road games last season.

**CALIFORNIA DREAMIN STREAK SNAPPED** -- With USC's 75-69 loss at Stanford on Jan. 11, the Trojans suffered their first loss to a team from the state of California since Feb. 28, 2019 (1,047 days). USC had won 20 consecutive games against teams from California.

**MOBLEY DIALING LONG DISTANCE** -- Isaiah Mobley has made 41 three-pointers this season and has a 35.3 shooting percentage from beyond the arc (41-for-116). For his career, he has made 36.1 percent from three-point range (66-for-183). Mobley found his long-distance stroke late last season, making 10 of 15 three-pointers in USC's final six games. In his first 57 college games, Mobley made a total of 15 three-pointers (15-for-52, 28.8 percent), while he has made 51 in his last 36 games (51-for-131, 38.9 percent).

**THE FAST START** -- USC's 13-0 start to the 2021-22 season tied for the fourth-best start by the Trojans in school history (also in 1940). USC's best start of a season was 17-0 in 1910, followed by 16-0 in 1971 and the 14-0 start to the 2017 season. USC's 3-0 start in Pac-12 play before losing was its best since beginning the 2002 conference season at 5-0.

**STREAKS** - USC's 13-game winning streak before losing on Jan. 11 at Stanford tied for the 6th longest in school history.

**CHEVEZ THE CERTIFIED BUCKET GETTER** -- USC forward Chevez Goodwin scored 12 points at Cal on Jan. 8 to give him 1,000 career points scored exactly. He had his second double-double of the season with 20 points and 12 rebounds vs. Oregon State on Jan. 13. He picked up his third double-double with 14 points and a career-high 18 rebounds at Colorado on Jan. 20. His 18 rebounds were the most by a Trojan since Nick Rakocovic also had 18 on Nov. 11, 2018 vs. Vanderbilt. His rebound total also set a CU Events Center record by a Pac-12 opponent. Goodwin now has scored 548 of his points as a Trojan, with 566 coming while playing for Wofford and 79 at Charleston.

**THE MAGIC MARK** -- With its 69-59 loss to UCLA in the Pac-12 semifinals on March 11, USC is now 20-2 this season and 110-7 in its last 117 games when hold the opposition to under 70 points, dating back to Feb. 28, 2015. USC's 64-61 loss to Stanford on Jan. 27 was its first this season when holding the opposition under 70 points and the first time since Jan. 19, 2021 at Oregon State (25 consecutive wins). USC has held 46 of its last 67 opponents to under 70 points dating back to the 2019-20 season.

**BALANCED PRODUCTION** -- USC currently has four players averaging in double figures in scoring, led by Isaiah Mobley (14.3), Boogie Ellis (12.8), Drew Peterson (12.3) and Chevez Goodwin (11.0). In addition, 10 are scoring at least 3.0 points per game. There are four different Trojans with at least 70 assists, nine with at least 11 steals and five with at least 16 blocks. In 11 of its 33 games, USC has had 4 or more players score in double figures.

**PETERSON FILLING UP THE STAT SHEET** -- Guard Drew Peterson leads USC with 110 assists and in minutes played (1088), is second in FTs made with 76, is third on the team in blocks (27) and is third in rebounds per game (6.2). In the last 9 games has scored 144 points (16.0 ppg), grabbed 60 rebounds (6.7 rpg) and has 32 assists (3.6 apg).

**ELLIS HAVING AN IMPACT** -- Memphis transfer Boogie Ellis has been one of USC's top two scorers in 18 of the 32 games he has played this season, currently averaging 12.8 points per game. Ellis leads the Trojans in three-pointers made (55), is third in assists (79), is third in minutes played (967), and leads the team with 26 steals. The junior guard has started 32 of USC's 33 games this season and has scored at least 14 points in 16 of them. Ellis averaged 10.2 points per game and was the AAC co-Sixth Man of the Year last season at Memphis.

**ENFIELD INDUCTED INTO THE FGCU HALL OF FAME** - Andy Enfield and his 2012-13 Florida Gulf Coast basketball team were inducted into the FGCU Athletics Hall of Fame on Nov. 15, as part of its first-ever class.

**THE STRENGTH OF THREE** -- A cord of three strands is not easily broken and a USC team with three players scoring 10 or more points is not easily defeated. The 2020-21 Trojans went 22-1 when at least three players scoring in double figures, only losing when three or more scored 10 or more points in the final game of the season vs. Gonzaga in the NCAA Tournament. USC is 21-4 this season when it has three or more players registering double digits in points. USC had a season-low 1 person reach double figures at Arizona on Feb. 5 and March 10 vs. UW.

**CHEVEZ GETS OFFENSIVE ON THE BOARDS** -- Nine of Chevez Goodwin's 12 rebounds vs. Oregon State on Jan. 13 were on the offensive end of the court. His nine offensive boards were the most by a Trojan in a game since Taj Gibson grabbed 10 on Nov. 2008 vs. Seton Hall. The last time USC had a player register more offensive rebounds in a Pac-12 game was when Nick Young had 10 vs. Oregon State on Feb. 25, 2006.

**FORWARD MOBLEY WORTH WATCHING** - USC forward Isaiah Mobley was named to a variety of preseason watch lists, being named to the John R. Wooden Award list for the Most Outstanding Player, the Naismith Trophy watch list for Division I Player of the Year, the Lute Olson Award watch list for National Player of the Year and the Karl Malone Power Forward of the Year Award. In January he was announced as being on the midseason watch list for the Lute Olson Award and the late-season watch list for the John R. Wooden Award. He was named a Karl Malone top 10 finalist on Feb. 3.

**THE WINNING WAYS** -- Since the beginning of the 2016 season, USC has picked up 160 victories, 13th-most by any team in the six Power basketball conferences over that period (ACC, Big 12, Big East, Big Ten, Pac-12 & SEC). The last three seasons, USC's 73 total wins are third-most among all six basketball power conference teams through games of March 12.

#### Most Wins Last 7 Seasons

Kansas	Big 12	198
Villanova	Big East	197
Virginia	ACC	178
Kentucky	SEC	178
North Carolina	ACC	177
Duke	ACC	177
Oregon	Pac-12	176
Michigan	Big Ten	171
Michigan State	Big Ten	170
Purdue	Big Ten	170
Arizona	Pac-12	170
Baylor	Big 12	168
<b>USC</b>	<b>Pac-12</b>	<b>160</b>
Florida State	ACC	159

#### Most Wins Last 3 Seasons

Baylor	Big 12	80
Kansas	Big-12	77
<b>USC</b>	<b>Pac-12</b>	<b>73</b>
Arizona	Pac-12	69
Arkansas	SEC	68
Creighton	Big East	66
Oregon	Pac-12	64



**TROJANS HOPE TO SOAR TO NEW HEIGHTS** -- USC hopes that height translates into success as seven players on the 2021-22 roster are 6-9 or taller. According to KenPom.com, USC's roster ranks as the fourth-tallest, behind Florida State, Arizona and Stanford.

**TROJANS AFTER DARK** - USC has played 14 of its 33 games at 8 p.m. or later during the 2021-22 season.

**TROJANS' 2022 RECRUITING CLASS PROJECTED NO. 5** - USC men's basketball has signed center Vincent Iwuchukwu and forward Kijani Wright to National Letters of Intent (NLIs) it was announced by head coach Andy Enfield on Nov. 10. USC's announced signings are part of a 2022 recruiting class projected No. 5 overall by 247Sports.com. Wright was named a McDonald's All-American in January. It is the eighth consecutive USC recruiting class ranked inside the top 30 and its fifth class inside the top 20. Iwuchukwu is a 7-0, 225-pound center from Montverde Academy in Florida and he is ranked as the No. 11 recruit by ESPN.com and is a consensus five-star, top-15 national recruit in the Class of 2022 by all major scouting services. The native of Imo State, Nigeria is, USC's fourth five-star bigman in the last four recruiting classes. He attends Montverde Academy where he is the starting center for one of the top five high school powerhouse programs in the country. Wright is a 6-9, 235-pound starting forward at high school powerhouse Sierra Canyon School in Chatsworth, Calif. He played his first three seasons of scholastic basketball at Windward School in Los Angeles. The four-star recruit is one of the top high school rebounders in the country and is ranked No. 37 by ESPN.com and No. 38 by 247Sports.com. Wright is a member of the USA Basketball development systems and started all six games for the 2019 USA U16 National Team that went undefeated and won a gold medal in Belem, Brazil.

**PAC-12 PRESEASON RECOGNITION** - Isaiah Mobley was named to the 2021-22 Pac-12 preseason first team and Boogie Ellis was named to the conference's second team.

**ENFIELD NAMED 2021 PAC-12 COACH OF THE YEAR** -- USC head coach Andy Enfield was named the 2021 John R. Wooden Pac-12 Coach of the Year recipient as he guided the Trojans to a 22-7 regular season record and second place in the Pac-12 with a 15-5 record, percentage points behind Oregon (14-4). USC finished 25-8 and its 25 victories were the most by a Pac-12 team and only six Division I teams won more games. Enfield guided the Trojans to a 157-110 record in his first eight seasons as USC's head coach, the fourth most wins in school history. Enfield is the first USC head coach to be named the conference's Coach of the Year since George Raveling in 1992. USC's other Conference Coach of the Year winners were Stan Morrison in 1985 and Bob Boyd in 1979.

**STAFF CHANGES** -- Chris Capko was elevated to associate head coach during the summer and Jay Morris was added to the staff as an assistant coach, following three seasons at San Diego State. Former associate head coach Jason Hart was hired to coach the NBA Ignite in the G-League.

**2020-21 RECAP** -- USC went 25-8 during the 2020-21 season and advanced to the NCAA Tournament Elite Eight before falling to championship finalist and then undefeated Gonzaga. It was USC's fourth Elite Eight run and first since 2001 and its No. 6 seed in the Tournament was its highest since being the same in 2008. The Trojans also went 15-5 in Pac-12 play to finish second, percentage points behind Oregon (14-4) who it defeated in the regular season and in the NCAA Tournament Sweet 16. USC was ranked No. 9 in the final Coaches Poll of the season, its highest final ranking ever.

**USC's NBA DRAFT SUCCESS CONTINUES** -- Evan Mobley was selected No. 3 overall by the Cleveland Cavaliers in the 2021 NBA Draft. He became the fifth Trojan ever selected in the top 10 of the draft. Only USC and Florida State have had a player taken in the top 10 in each of the last two NBA Drafts and only USC, FSU, Kentucky and North Carolina have had at least one first-round selection in each of the last three NBA Drafts. USC currently has 10 players on 2021-22 NBA rosters.

**USC TO THE NBA** -- USC has 10 former players that have been on NBA rosters this season: Here are the 2021-22 stats for the Trojans playing in the NBA (through games of March 12):

Player	Team	G	Minutes/G	Reb./G	Points/G
Dewayne Dedmon	Miami	59	16.0	5.9	6.3
DeMar DeRozan	Chicago	63	36.0	5.4	28.1
Taj Gibson	New York	43	18.3	4.5	4.1
Jordan McLaughlin	Minnesota	50	13.6	1.5	3.2
De'Anthony Melton	Memphis	59	22.5	4.5	9.8
Chimezie Metu	Sacramento	47	21.1	5.6	8.6
Evan Mobley	Cleveland	59	34.2	8.3	14.9
Onyeka Okongwu	Atlanta	32	20.8	5.4	8.6
Kevin Porter Jr.	Houston	46	30.3	4.0	14.0
Nikola Vucevic	Chicago	59	33.7	11.5	18.0

### USC Record When...

Score first.....	12-2
Opponent scores first.....	14-5
Lead at half .....	17-2
Trail at half .....	7-5
Tied at half .....	2-0
Ahead w/ 5:00 left .....	22-1
Trail w/5:00 left.....	2-5
Tied w/5:00 left.....	2-0
0 or 1 Trojan in double figures .....	1-1
2 Trojans in double figures.....	4-2
3 Trojans in double figures .....	10-4
4 Trojans in double figures.....	7-0
5 or more Trojans in double figures .....	4-0
FG Pct. at or above .500 .....	7-0
FG Pct. below .500 .....	19-7
FG Pct. at or below .400 .....	3-3
Opponent FG Pct. at or above .500 .....	2-2
Opponent FG Pct. below .500.....	24-5
Opponent FG Pct. at or below .400 .....	21-0

Outshoot opponent (%).....	22-2
Outshot by opponent (%) .....	4-5
Outrebound opponent .....	18-3
Outrebounded or tied by opponent .....	8-4
Opponent 10 or more offensive rebounds.....	16-1
More turnovers or same as opponent.....	18-6
Less turnovers than opponent .....	8-1
USC scored 90-plus points .....	3-0
USC scores 80-89 points .....	3-0
USC scores 70-79 points .....	11-1
USC scores 60-69 points .....	7-5
USC scores 50-59 points .....	2-1
USC scores 39-49 points .....	0-0
Opponent scores 20-29 points.....	0-0
Opponent scores 30-39 points.....	0-0
Opponent scores 40-49 points.....	2-0
Opponent scores 50-59 points.....	5-0
Opponent scores 60-69 points.....	13-2
Opponent scores 70-79 points.....	5-4
Opponent scores 80-89 points.....	0-0
Opponent scored 90-plus points .....	1-1



## STARTING LINEUPS

Nov. 9	CSUN	Ellis	Anderson	Peterson	Goodwin	Mobley	W
Nov. 13	at Temple	Ellis	White	Peterson	Goodwin	Mobley	W
Nov. 16	at FGCU	Ellis	Agbonkpolo	Peterson	Goodwin	Mobley	W
Nov. 22	Dixie State	Ellis	Anderson	Peterson	Goodwin	Mobley	W
Nov. 25	vs. Saint Josephs	Ellis	Agbonkpolo	Peterson	Goodwin	Mobley	W
Nov. 26	vs. San Diego St.	Ellis	Anderson	Peterson	Goodwin	Mobley	W
Dec. 1	Utah	Ellis	Agbonkpolo	Peterson	Goodwin	Mobley	W
Dec. 4	at Washington St.	Ellis	Anderson	Peterson	Goodwin	Mobley	W
Dec. 7	Eastern Kentucky	Ellis	Agbonkpolo	Peterson	Goodwin	Mobley	W
Dec. 12	Long Beach State	Ellis	Anderson	Peterson	Goodwin	Mobley	W
Dec. 15	UC Irvine	Ellis	Agbonkpolo	Peterson	Goodwin	Mobley	W
Dec. 18	vs. Georgia Tech	Ellis	Anderson	Peterson	Goodwin	Mobley	W
Dec. 21	vs. Oklahoma State	CANCELED					
Dec. 30	Arizona State	POSTPONED					
Jan. 2	Arizona	POSTPONED					
Jan. 6	at California	Ellis	Anderson	Peterson	Goodwin	Mobley	W
Jan. 8	at Stanford	POSTPONED					
Jan. 11	at Stanford	Ellis	Agbonkpolo	Peterson	Goodwin	Mobley	L
Jan. 13	Oregon State	Ellis	Anderson	Peterson	Goodwin	Mobley	W
Jan. 15	Oregon	Ellis	Agbonkpolo	Peterson	Goodwin	Mobley	L
Jan. 20	at Colorado	Ellis	Anderson	Peterson	Goodwin	Mobley	W
Jan. 22	at Utah	Ellis	Agbonkpolo	Peterson	Goodwin	Mobley	W
Jan. 24	Arizona State	Ellis	Anderson	Peterson	Goodwin	Mobley	W
Jan. 27	Stanford	Ellis	Agbonkpolo	Peterson	Goodwin	Mobley	L
Jan. 29	California	Ellis	Anderson	Peterson	Goodwin	Mobley	W
Feb. 3	at Arizona State	Ellis	Agbonkpolo	Peterson	Goodwin	Mobley	W
Feb. 5	at Arizona	Ellis	Anderson	Peterson	Goodwin	Mobley	L
Feb. 8	Pacific	Ellis	Agbonkpolo	Peterson	Goodwin	White	W
Feb. 12	UCLA	Ellis	Anderson	Peterson	Goodwin	White	W
Feb. 17	Washington	Ellis	Agbonkpolo	Peterson	Goodwin	Mobley	W
Feb. 20	Washington State	Ellis	White	Peterson	Goodwin	Mobley	W
Feb. 24	at Oregon State	Anderson	Agbonkpolo	Peterson	Goodwin	Mobley	W
Feb. 26	at Oregon	Ellis	Agbonkpolo	Peterson	Goodwin	Mobley	W
Mar. 1	Arizona	Ellis	Anderson	Peterson	Goodwin	Mobley	L
Mar. 5	at UCLA	Ellis	Agbonkpolo	Peterson	Goodwin	Mobley	L
Mar. 10	vs. Washington	Ellis	Agbonkpolo	Peterson	Goodwin	Mobley	W
Mar. 11	vs. UCLA	Ellis	Agbonkpolo	Peterson	Goodwin	Mobley	L

### USC DOUBLE-DOUBLES...

Goodwin - 11/22: 12p/11r  
1/13: 20:/13r  
1/20: 14p/18r  
Mobley - 11/26: 18p/12r  
12/1: 21p/13r  
12/7: 23p/13r  
12/12: 21p/12r  
12/15: 22p/12r  
2/24: 19p/10r  
Peterson - 2/12: 27p/12r  
2/24: 23p/10r

### USC TRIPLE-DOUBLES...

\*only one in USC history by Daniel Hackett on  
11/17/07 at South Carolina (22pts, 10 reb, 10 ast)

### USC

91	Dunks	54
1162	Pts/Paint	860
540	Bench Pts.	498
304	Fast Break	250
341	Pts. off TO	411
398	2nd Chance	295

### Opp.

### USC BY DAY/MONTH:

Mondays -	2-0	Nov. -	6-0
Tuesdays -	4-2	Dec. -	6-0
Wednesdays -	2-0	Jan. -	6-3
Thursdays -	8-1	Feb. -	7-1
Fridays -	1-1	Mar. -	1-3
Saturdays -	7-3		
Sundays -	2-0		

### WEARING THE COLORS:

Wearing Cardinal Uniforms -	5-4
Wearing White Uniforms -	12-3
Wearing Gold Uniforms -	5-0
Wearing Black Uniforms -	4-0

## THE LAST TIME THE TROJANS...

Scored 100 points	103	vs. UNC Asheville on March 13, 2018
Allowed 100 points	101	vs. Marquette on Nov. 29, 2019
Had 50 or more rebounds	58	at Arizona State, Feb. 3, 2022
Allowed 50 or more rebounds	55	at UCLA, Feb. 28, 2019 (OT)
Had 25 or more assists	28	vs. Washington, Feb. 17, 2022
Had 15 or more steals	15	vs. New Orleans, Nov. 22, 2016 & vs. Washington, March 8, 2017
6 or more score in double figures	6	vs. Utah, March 11, 2021
Beat an opponent by 50 or more	52	vs. Bethune-Cookman on Dec. 14, 2006
Beat an AP-ranked opponent	#12	vs. UCLA on Feb. 12, 2022
Beat a top-10 AP-ranked opponent	#8	vs. UCLA on Jan. 25, 2017
Beat a top-5 AP-ranked opponent	#4	at UCLA on Jan. 19, 2008

## TEAM COMPARISONS

### USC

72.6  
65.9  
.454  
.389  
.354  
.337  
.666  
40.2  
14.2  
12.0  
5.1  
4.5

---  
Offensive Pts./Game  
Defensive Pts./Game  
Field Goal Percentage  
Field Goal Defense Pct.  
3-Point FG Percentage  
3-Point FG Defense Pct.  
Free Throw Percentage  
Rebounds/Game  
Assists/Game  
Turnovers/Game  
Steals/Game  
Blocks/Game

### MIAMI

74.8  
71.0  
.478  
.466  
.353  
.352  
.743  
30.5  
14.0  
9.6  
8.7  
2.9



**Southern California Team Game-by-Game Comparison (as of Mar 11, 2022)**  
All games

Opponent	1st	2nd	Score	Mar	Total FG	FG Pct	3-Pointers	3FG Pct	Free Throws	FT Pct	Rebounds	Assist	T/Over	Block	Steal	Fouls
CSUN	52/19	37/30	89-49	+40	36-64/19-58	.563/.328	6-20/4-17	.300/.235	11-13/7-9	.846/.778	40/25 +15	15/7	10/14	6/1	8/6	13/11
Temple	46/27	30/44	76-71	+5	27-57/24-63	.474/.381	4-12/8-22	.333/.364	18-27/15-28	.667/.536	39/44 (+5)	20/13	11/11	1/4	7/8	22/24
FGCU	35/27	43/34	78-61	+17	32-65/22-60	.492/.367	7-17/8-30	.412/.267	7-15/9-13	.467/.692	40/37 (+3)	22/14	6/12	2/5	7/4	13/12
DIXIE ST.	47/36	51/35	98-71	+27	38-72/24-76	.528/.316	12-32/6-24	.375/.250	10-19/17-22	.526/.773	52/38 +14	21/16	10/7	6/0	5/4	19/13
Saint Joseph's	38/26	32/29	70-55	+15	29-69/23-65	.420/.354	4-11/6-31	.364/.194	8-12/3-5	.667/.600	42/42 -	12/10	7/15	6/2	6/4	8/16
San Diego St.	22/15	36/28	58-43	+15	24-57/18-56	.421/.321	4-14/3-17	.286/.176	6-18/4-11	.333/.364	49/33 +16	10/7	8/6	7/3	4/5	16/21
UTAH	48/28	45/45	93-73	+20	36-69/26-69	.522/.377	7-20/10-27	.350/.370	14-25/11-14	.560/.786	51/32 +19	16/9	8/6	9/1	3/3	14/17
Washington St.	30/32	33/29	63-61	+2	27-54/22-58	.500/.379	2-12/8-20	.167/.400	7-13/9-11	.538/.818	32/34 (2)	11/8	11/12	4/5	8/4	16/17
EASTERN KY.	41/25	39/43	80-68	+12	32-59/23-71	.542/.324	9-25/10-39	.360/.256	7-13/12-12	.538/1000	46/32 +14	23/12	18/7	3/0	5/11	13/14
LONG BEACH ST.	38/38	35/24	73-62	+11	28-57/23-60	.491/.383	10-24/5-18	.417/.278	7-10/11-18	.700/.611	34/35 (1)	15/12	15/13	4/2	4/8	15/11
UC IRVINE	28/36	38/25	66-61	+5	24-59/24-64	.407/.375	3-13/4-17	.231/.235	15-24/9-14	.625/.643	46/33 +13	14/8	11/10	5/6	5/4	12/21
Georgia Tech	33/24	34/29	67-53	+14	25-52/21-64	.481/.328	9-19/5-19	.474/.263	8-13/6-9	.615/.667	42/34 +8	13/5	13/7	2/1	1/7	7/16
California	36/31	41/32	77-63	+14	31-58/22-54	.534/.407	4-10/5-17	.400/.294	11-13/14-18	.846/.778	39/24 +15	10/13	9/8	2/4	3/5	15/13
Stanford	33/32	36/43	69-75	(6)	21-49/25-57	.429/.439	6-21/10-24	.286/.417	21-32/15-21	.656/.714	33/32 +1	12/16	11/11	8/3	5/10	19/24
OREGON ST.	37/42	44/29	81-71	+10	27-65/27-62	.415/.435	9-24/9-17	.375/.529	14-19/4-5	.667/.533	43/37 +6	14/13	10/14	5/5	5/9	15/23
OREGON	29/45	40/34	69-79	(10)	25-60/29-58	.417/.500	8-24/10-21	.333/.476	11-18/11-18	.611/.611	38/32 +6	12/13	13/10	2/6	4/6	17/19
Colorado	25/25	36/33	61-58	+3	23-62/16-51	.371/.314	3-12/7-15	.250/.467	12-17/19-25	.706/.760	47/32 +15	8/10	16/16	7/3	9/6	20/18
Utah	35/30	44/37	79-67	+12	29-57/22-61	.509/.361	9-20/9-23	.450/.391	12-20/14-15	.600/.933	42/31 +11	18/16	13/10	4/3	5/3	14/19
ARIZONA ST.	31/24	47/32	78-56	+22	27-59/22-64	.458/.344	10-22/8-30	.455/.267	14-19/4-5	.737/.800	49/24 +25	17/10	16/8	3/3	6/9	12/18
STANFORD	34/28	27/36	61-64	(3)	22-49/23-54	.449/.426	9-21/9-21	.429/.429	8-10/9-11	.800/.818	27/29 (2)	17/16	14/9	4/1	5/6	14/13
CALIFORNIA	41/35	38/37	79-72	+7	27-56/28-56	.482/.500	4-17/8-16	.235/.500	21-28/8-11	.750/.727	28/28 -	11/9	4/10	3/2	3/3	15/25
Arizona St.	26/24	32/29	58-53	+5	18-60/22-67	.300/.328	6-24/3-21	.250/.143	16-25/6-8	.640/.750	58/39 +19	8/16	14/6	4/11	5/3	13/23
Arizona	28/29	35/43	63-72	(9)	24-70/26-55	.343/.473	7-30/4-10	.233/.400	8-13/16-24	.615/.667	37/42 (5)	18/14	8/11	4/6	3/2	23/16
PACIFIC	22/30	52/38	74-68	+6	25-55/27-62	.455/.435	6-17/7-25	.353/.280	18-23/7-8	.783/.875	29/38 (9)	15/13	11/13	8/4	6/3	9/18
UCLA	33/31	34/33	67-64	+3	24-55/19-64	.436/.297	8-18/5-16	.444/.313	11-12/21-26	.917/.808	37/39 (2)	13/9	14/8	10/1	7/11	20/14
WASHINGTON	42/25	37/44	79-69	+10	30-62/22-60	.484/.367	8-20/6-16	.400/.375	11-17/19-25	.647/.760	40/36 +4	28/10	15/14	4/4	8/10	18/15
WASHINGTON ST.	28/32	34/28	62-60	+2	18-45/20-63	.400/.317	7-13/15-31	.538/.484	19-25/5-10	.760/.500	34/41 (7)	8/11	14/12	3/5	6/6	14/17
Oregon St.	40/33	35/42	94-91	+3	33-74/35-65	.446/.538	7-22/9-18	.318/.500	21-25/12-22	.840/.545	45/35 +10	13/13	17/18	5/5	13/12	20/24
Oregon	31/32	39/37	70-69	+1	26-59/24-62	.441/.387	8-16/6-23	.500/.261	10-17/15-21	.588/.714	41/37 +4	9/12	11/7	2/3	4/7	20/16
ARIZONA	27/51	44/40	71-91	(20)	27-68/35-63	.397/.556	4-18/12-25	.222/.480	13-16/9-13	.813/.692	40/31 +9	9/21	12/7	6/3	5/8	16/17
UCLA	35/41	33/34	68-75	(7)	25-51/26-57	.490/.456	8-19/3-11	.421/.273	10-14/20-28	.714/.714	30/30 -	15/15	15/1	2/3	0/7	20/15
Washington	36/39	29/22	65-61	+4	25-51/20-65	.490/.308	6-19/6-22	.316/.273	9-15/15-18	.600/.833	44/32 +12	15/9	23/8	7/2	1/13	18/16
UCLA	28/36	31/33	59-69	(10)	21-53/23-47	.396/.489	7-18/6-12	.389/.500	10-16/17-21	.625/.810	31/31 -	6/11	9/9	0/3	3/5	15/16

**Southern California Points-Rebounds-Assists (as of Mar 11, 2022)**  
All games

Opponent	Date	Score	00 ELLIS,BOOG	01 GOODWIN,CH	02 JOHNSON,KO	03 MOBLEY,ISA	04 THOMAS,MAL	05 WHITE,ISA	12 COULIBALY
CSUN	11/09/21	89-49 w	20-0-2	8-7-1	3-1-1	15-0-3	0-0-0	2-2-2	7-0-1
at Temple	11/13/21	76-71 w	11-3-5	18-4-5	0-0-0	9-0-0	DNP	12-2-2	DNP
at FGCU	11/16/21	79-61 w	18-8-6	20-6-0	1-0-0	13-9-6	2-0-0	1-4-1	DNP
DIXIE ST.	11/22/21	98-71 w	19-5-3	12-11-0	2-3-2	14-6-4	0-1-1	2-3-2	DNP
vs Saint Joseph's	11/25/21	70-55 w	17-4-4	10-8-0	3-1-1	4-11-3	0-0-0	DNP	DNP
vs San Diego St.	11/26/21	58-43 w	2-4-0	10-5-0	DNP	18-12-1	DNP	DNP	DNP
UTAH	12/01/21	93-73 w	19-2-4	6-7-1	0-0-2	21-13-3	0-0-0	2-3-0	0-0-0
at Washington St.	12/04/21	63-61 w	6-0-1	14-5-0	DNP	9-5-2	DNP	DNP	DNP
EASTERN KY.	12/07/21	80-68 w	0-5-5	14-7-2	0-0-0	23-13-5	0-0-0	DNP	DNP
LONG BEACH ST.	12/12/21	73-62 w	8-3-3	9-7-2	0-0-0	21-12-2	DNP	DNP	DNP
UC IRVINE	12/15/21	66-61 w	5-3-1	23-6-0	DNP	22-12-2	DNP	0-0-0	DNP
vs Georgia Tech	12/18/21	67-53 w	16-7-2	13-8-1	0-0-0	11-5-3	DNP	0-3-1	DNP
at California	01/06/22	77-63 w	14-4-2	12-4-4	DNP	19-6-1	DNP	4-2-1	DNP
at Stanford	01/11/22	69-75 L	14-3-2	11-5-1	DNP	16-7-5	DNP	0-0-0	DNP
OREGON ST.	01/13/22	81-71 w	14-4-2	20-12-0	0-1-1	11-7-4	DNP	3-0-0	DNP
OREGON	01/15/22	69-79 L	18-0-3	7-7-1	0-1-1	18-9-4	DNP	2-1-0	DNP
at Colorado	01/20/22	61-58 w	11-1-2	14-18-0	0-0-0	13-6-3	DNP	3-3-1	DNP
at Utah	01/22/22	78-67 w	18-4-4	9-4-0	0-1-2	10-6-5	0-0-0	3-3-0	DNP
ARIZONA ST.	01/24/22	78-56 w	2-3-2	12-5-2	1-2-2	1-0-0	0-0-0	3-3-1	DNP
STANFORD	01/27/22	61-64 L	11-2-2	4-1-0	0-0-1	9-7-9	DNP	5-0-0	0-1-0
CALIFORNIA	01/29/22	79-72 w	21-2-0	10-4-0	0-0-0	24-6-2	DNP	3-5-0	0-0-0
at Arizona St.	02/03/22	58-53 w	21-6-3	9-7-0	0-1-0	12-9-0	DNP	0-0-0	DNP
at Arizona	02/05/22	63-72 L	8-5-5	8-3-2	0-0-0	15-7-4	DNP	9-1-0	DNP
PACIFIC	02/08/22	74-68 w	13-1-2	12-5-0	2-1-1	DNP	DNP	2-1-0	DNP
UCLA	02/12/22	67-64 w	0-4-2	10-0-0	DNP	DNP	DNP	0-0-0	DNP
WASHINGTON	02/17/22	79-69 w	9-4-3	24-3-2	0-1-1	12-4-8	0-0-0	9-6-0	0-0-0
WASHINGTON ST.	02/20/22	62-60 w	21-2-1	4-5-1	DNP	8-0-4	DNP	1-2-0	DNP
at Oregon St.	02/24/22	94-91 w	DNP	6-3-0	0-2-0	19-10-3	DNP	DNP	DNP
at Oregon	02/26/22	70-69 w	8-0-1	6-4-0	2-5-2	17-9-0	DNP	DNP	DNP
ARIZONA	03/01/22	71-91 L	9-3-1	10-2-0	0-0-0	9-11-1	DNP	DNP	DNP
at UCLA	03/05/22	68-75 L	13-2-3	5-2-2	3-0-0	20-8-2	DNP	DNP	DNP
vs Washington	03/10/22	65-61 w	17-4-1	7-8-1	0-0-0	9-9-6	DNP	DNP	DNP
vs UCLA	03/11/22	59-69 L	27-5-1	5-7-0	7-1-1	9-7-1	DNP	0-3-0	DNP

Opponent	Date	Score	13 PETERSON,D	15 BROOKER,ZA	20 ANDERSON,E	21 DIXON,WATE	23 AGBONKPOLO	24 MORGAN,JOS	30 HORNERY,HA
CSUN	11/09/21	89-49 w	14-4-2	DNP	5-3-2	4-3-0	5-0-1	4-2-0	2-0-0
at Temple	11/13/21	76-71 w	10-5-8	DNP	6-2-2	0-0-2	3-4-0	6-0-0	DNP
at FGCU	11/16/21	79-61 w	4-7-5	DNP	5-0-2	0-0-1	10-5-1	6-0-0	0-0-0
DIXIE ST.	11/22/21	98-71 w	6-3-3	DNP	13-3-3	9-3-1	17-6-1	1-4-1	3-1-0
vs Saint Joseph's	11/25/21	70-55 w	5-5-4	DNP	6-0-0	6-0-0	6-5-0	13-6-0	0-0-0
vs San Diego St.	11/26/21	58-43 w	16-6-3	DNP	8-6-4	0-3-1	2-1-0	2-8-1	DNP
UTAH	12/01/21	93-73 w	11-8-4	DNP	10-1-2	5-3-0	16-4-0	3-8-0	0-0-0
at Washington St.	12/04/21	63-61 w	13-6-2	DNP	4-4-4	0-1-1	9-1-0	8-2-0	DNP
EASTERN KY.	12/07/21	80-68 w	15-6-2	DNP	2-1-3	8-0-0	12-4-5	18-5-1	DNP
LONG BEACH ST.	12/12/21	73-62 w	15-3-2	DNP	2-2-4	7-0-0	11-4-1	0-1-1	DNP
UC IRVINE	12/15/21	66-61 w	4-7-5	DNP	2-4-2	0-3-0	6-5-3	4-2-1	DNP
vs Georgia Tech	12/18/21	67-53 w	14-8-4	DNP	11-3-2	0-2-0	DNP	2-2-0	DNP
at California	01/06/22	77-63 w	17-0-1	DNP	2-4-3	0-1-0	7-4-0	2-1-1	DNP
at Stanford	01/11/22	69-75 L	6-5-1	DNP	2-3-0	9-2-1	DNP	DNP	DNP
OREGON ST.	01/13/22	81-71 w	17-7-4	DNP	5-2-2	9-1-1	0-3-0	2-4-0	DNP
OREGON	01/15/22	69-79 L	10-6-1	DNP	8-4-1	0-0-0	4-5-1	2-1-0	DNP
at Colorado	01/20/22	61-58 w	2-4-2	DNP	5-2-0	2-2-0	11-5-0	0-1-0	DNP
at Utah	01/22/22	78-67 w	23-7-2	DNP	2-2-0	5-1-2	7-3-0	2-5-3	DNP
ARIZONA ST.	01/24/22	78-56 w	16-8-2	DNP	0-0-1	8-2-1	12-6-0	DNP	0-0-0
STANFORD	01/27/22	61-64 L	14-7-4	DNP	0-0-0	3-1-1	9-4-0	DNP	DNP
CALIFORNIA	01/29/22	79-72 w	7-3-3	DNP	4-0-5	4-3-1	6-3-0	DNP	DNP
at Arizona St.	02/03/22	58-53 w	6-13-2	DNP	0-1-0	2-4-1	7-5-1	1-5-1	DNP
at Arizona	02/05/22	63-72 L	5-8-4	DNP	8-3-2	2-0-0	4-2-1	4-2-0	DNP



## THE PLAYERS

- 23 MAX AGBONKPOLO (Jr.)** Ht. - 6-9 Wt. - 195 Laguna Niguel, Calif. (Santa Margarita Catholic)  
**Career Highs:** Pts.: (17, 11/22/21 vs DSU) **3-pointers:** (3, 2x, 11/22/21 vs DSU) **Steals:** (4, 11/16/21 at FGCU)  
**Season Highs:** Pts.: (17, 11/22 vs DSU) **3-pointers:** (3, 11/22 vs DSU) **Steals:** (4, 11/16 at FGCU)  
 • Graduated in 2019 from Santa Margarita where he led his team to a 25-11 record and to the CIF Division I quarterfinals  
 • Led his team to the CIF Southern Section Div. I title by hitting the game-winner & scoring 23 points in a 62-61 win vs. Chino Hills  
 • Was ranked the No. 5 prospect in California and No. 52 nationally by 247Sports.com  
 • Scored 10 points in collegiate debut vs. FAMU on Nov. 5, 2019; Made his first career start was on Nov. 22, 2019 vs. Temple  
 • Scored a 2020-21-best 9 points in the Sweet 16 win over Oregon on March 28  
 • Scored a career-high 17 points in 15 mins off the bench against Dixie State...matched career highs in reb (6) and threes (3)  
 • Scored 9 points off the bench on 4 of 5 shooting in 63-61 win at WSU on Dec. 4...also had key block with 6 seconds left  
 • Scored 12 points & had a career-high 5 assists vs. ECU on Dec. 7; Scored 11 points & had 4 rebounds vs. LBSU on Dec. 12  
 • Scored 10 of his 11 points in the 2nd half and made 3 clutch FTs down stretch in 61-58 win at Colorado on Jan. 20  
 • Scored 12 points and matched a career best with 6 rebounds vs. ASU on Jan. 24; Scored 10 points vs. WSU on Feb. 20  
 • Scored 16 points & matched career bests with 6 rebounds and 2 blocks in 2 OT win at Oregon State on Feb. 24
- 20 ETHAN ANDERSON (Jr.)** Ht. - 6-1 Wt. - 210 Los Angeles, Calif. (Fairfax HS)  
**Career Highs:** Pts.: (19, 2/6/21 vs. UCLA) **3-pointers:** (5, 2x, 11/22/21 vs. DSU) **Assists:** (12, 12/15/19 vs. LBSU)  
**Season Highs:** Pts.: (13, 11/22 vs. DSU) **3-pointers:** (3, 12/18 vs. GT) **Assists:** (6, 2/24 at Oregon St.)  
 • Graduated in 2019 from Fairfax High where he averaged 20.8 points, 6.2 rebounds and 6.3 assists  
 • Named 2019 L.A. City Player of the Year as he led Fairfax to the Open Division title and a 27-2 record  
 • Had 4 points & 7 assists in collegiate debut on Nov. 5 vs. FAMU, tying the freshman 1st-game assist record (White, 1974)  
 • Had a career-best 12 assists vs. LBSU on Dec. 15, 2019, tied for the most in a game by a freshman during the 2019-20 season  
 • Scored a career-high 19 points and made a career-best 5 3-pointers to lead USC to a victory over No. 21 UCLA on Feb. 6, 2021  
 • Opened the 2021-22 season with 5 points, 3 rebounds & 2 assists in the opener vs. CSUN on Nov. 9  
 • Scored a season-high 13 pts against Dixie State on Nov. 22  
 • Had 11 points & made a season-best 3 3-pointers (3-for-4) with 2 assists vs. GT on Dec. 18; Scored 8 vs. Oregon on Jan. 15  
 • Had 7 pts, 3 reb., 2 assists & a career-best 2 blocks vs. UCLA on Feb. 12  
 • Scored 12 pts, had a career-best 5 steals and a season-best 6 assists at OSU on Feb. 24
- 15 ZACH BROOKER (So.)** Ht. - 6-0 Wt. - 160 Calabasas, Calif. (Sierra Canyon)  
**Career Highs:** Pts.: (-----) **3-pointers:** (-----) **Assists:** (-----)  
**Season Highs:** Pts.: (-----) **3-pointers:** (-----) **Assists:** (-----)  
 • He was a 2020 graduate of Sierra Canyon High...he earned Marmonte League second team selection  
 • He is in his first season as a guard on the USC men's basketball team; Played his first game as a Trojan on Jan. 24
- 12 BOUBACAR COULIBALY (So.)** Ht. - 6-10 Wt. - 215 Bamako, Mali (San Gabriel Academy)  
**Career Highs:** Pts.: (7, 11/9/21 vs. CSUN) **Rebounds:** (6, 11/9/21 vs. CSUN) **Blocks:** (2, 12/29 vs. S.C.)  
**Season Highs:** Pts.: (7, 11/9 vs. CSUN) **Rebounds:** (6, 11/9 vs. CSUN) **Blocks:** (1, 2x, 1/24 vs. ASU)  
 • He graduated from San Gabriel Academy in 2020 where he averaged 25 points & 14 rebounds; His team went 22-7 and advanced to the second round of the CIF Southern Section playoffs...He was a team captain  
 • Was ranked the No. 30 center in the country and the No. 24 player in the country as a high school senior  
 • Had a 33 point and 19 rebound game in a win over Oaks Christian  
 • Made his collegiate debut vs. Montana on Nov. 28 and scored 6 points and a rebound in 5 minutes of action  
 • Opened the 2021-22 season with a career-best 7 points & six rebounds vs. CSUN  
 • Missed 5 games with a sore left ankle, injured late in the CSUN game...came back with a minute vs. Utah on Dec. 1  
 • Did not play again until Jan. 24 vs. ASU when he had 3 points, 3 rebounds and a block; Felt sick and missed March 5 at UCLA
- 21 REESE DIXON-WATERS (Fr.)** Ht. - 6-5 Wt. - 210 Long Beach, Calif. (St. Bernard HS)  
**Career Highs:** Pts.: (14, 2/24/22 at Oregon St.) **3-pointers:** (2, 5x, 2/26/22 at Oregon) **Assists:** (2, 3x, 2/12/22, vs. UCLA)  
**Season Highs:** Pts.: (14, 2/24 at Oregon St.) **3-pointers:** (2, 5x, 2/26 at Oregon) **Assists:** (2, 3x, 2/12, vs. UCLA)  
 • Graduated from St. Bernard HS in Playa del Rey, Calif. early and enrolled at USC...eligible on Dec. 12  
 • Ranked as the No. 4 player in California and No. 50 overall in the nation by 247Sports.com  
 • Averaged 17.0 points, 10.0 rebounds, 3.5 assists and 2.0 steals per game in leading the Vikings to a 22-7 record as a junior  
 • As a sophomore at Dorsey HS in L.A., he averaged 18.9 points, 6.6 rebounds, 3.3 assists and 1.7 steals per game  
 • Made his Trojan debut on Dec. 29, 2021 vs. Santa Clara & scored 5 points in 5 minutes...made a 3-pointer on his first collegiate shot  
 • Scored 9 pts against DSU on 11/22/21...set career highs in reb (3), assists (2), FG (3) and threes (2) vs DSU  
 • Tied a career high with 9 points vs. Oregon St. on Jan. 13...scored 7 in USC's 24-8 run in 2nd half to overcome 10-point deficit  
 • Was 2-for-2 with a made 3-pointer & 2 assists at Utah on Jan. 22; 2 big 3-pointers to key 16-0 run in ASU game on Jan. 24  
 • Score 9 points, going 6-for-6 in free throws against Pacific on Feb. 9; **Has made 30 of his last 33 FTs (90.9 percent)**  
 • Scored a then career-high 10 points and matched career bests with 2 three-pointers and 2 assists vs. UCLA on Feb. 12  
 • Scored a career-best 14 points at OSU on Feb. 24; Has averaged 7.5 points (60 total) in last 8 G; Missed Pac-12 Semis (hip)
- 0 BOOGIE ELLIS (Jr.)** Ht. - 6-3 Wt. - 185 San Diego, Calif. (Mission Bay/Memphis)  
**Career Highs:** Pts.: (27, 2x, 3/11/22 vs. UCLA) **3-pointers:** (6, 2x, 11/25/21 vs. St. Mary's) **Assists:** (6, 11/16/21 at FGCU)  
**Season Highs:** Pts.: (27, 3/11 vs. UCLA) **3-pointers:** (5, 3/11 vs. UCLA) **Assists:** (6, 11/16 at FGCU)  
 • Graduated from Mission Bay High in 2019 as the No. 32 overall recruit according to 247Sports.com  
 • As a junior at Mission Bay, he averaged 24 points, 6 rebounds and 6 assists and was named the San Diego Section Player of the Year. He led his team to the 2018 Open Division title by scoring 34 points vs. Torrey Pines  
 • Played at Memphis in 2020 & 2021; Named AAC Co-6th Man of the Year in 2021...averaged 10.2 ppg in 28 games, 15 starts  
 • Scored a career high 27 points vs. Houston in the AAC Tournament on March 13...made 5 of 8 three-pointers  
 • Led Memphis with 23 points in the 77-65 NIT Championship win over Mississippi State on March 28  
 • Scored 20 points on 9 of 11 shooting in his Trojan debut on Nov. 9 vs. CSUN...he also had 2 assists and 2 steals  
 • Scored 18 points and had career highs in rebounds (8) and assists (6) at FGCU on Nov. 16  
 • Scored 19 points vs. Dixie St. on Nov. 22; Had his 5th straight double-digit scoring day with 17 pts vs. Saint Joe's on Nov. 25  
 • Led USC with 16 points, 12 in 2nd half, to earn MVP of the game vs. GT at the Colangelo Classic on Dec. 18  
 • Scored 18 points and made a season-best 4 3-pointers vs. Oregon on Jan. 15; 8-for-8 in FT and scored 18 at Utah on Jan. 22  
 • Scored a season-best 21 points on 8 of 10 FGs (2-for-2 on 3s, 3-for-3 on FTs); Sprained left ankle on Feb. 23, missed Feb 24 G  
 • Also scored 21, including USC's last 7, in 58-53 win at ASU on Feb. 3; Scored 21 points & hit game-winner vs. WSU on Feb. 20  
 • Matched career high with 27 points in Pac-12 semifinal on March 11



## THE PLAYERS

- 1 CHEVEZ GOODWIN (R-Sr.)** Ht. - 6-9 Wt. - 225 Columbia, S.C.. (Hammond HS/Charleston/Wofford)
- Career Highs:** Pts.: (27, 2/5/20 at VMI) **Rebounds:** (18, 1/20/22 at Colorado) **Blocks:** (4, 2x, 1/11/20 vs. The Citadel)
- Season Highs:** Pts.: (24, 2/17 vs. UW) **Rebounds:** (18, 1/20 at Colorado) **Blocks:** (3, 2x, 1/20 at Colorado)
- Came to USC as a graduate transfer from Wofford; Played 2 seasons at Wofford after beginning his career at Charleston
  - Averaged 11.9 points and a team-leading 6.2 rebounds per game for Wofford while starting all 35 games in 2019-20
  - Scored a career-high 27 points at VMI on Feb. 5, 2020; He scored 19 points and grabbed nine rebounds in the 2020 SoCon quarterfinal win over Chattanooga...He scored 18 points in the SoCon final against ETSU.
  - Scored a 2021 season-best 12 points vs. UW on Jan. 14 and a season-best 10 rebounds vs. Oregon St. on Jan. 28
  - Matched his 2021-22 season best with 12 points at UCLA on March 6; Scored 10 on 4-for-4 shooting vs. Kansas on March 22
  - Had his then 2 highest scoring games as a Trojan with 19 at Temple on Nov. 13 and 20 points at FGCU on Nov. 16
  - Notched first double-double of the year by a Trojan with 12 pts and 11 rebounds against Dixie State on Nov. 22
  - Scored 14 points, including converting a game-winning 3-point play with 16 seconds left in the 63-61 win at WSU on Dec. 4
  - Scored 23 points, had 6 rebounds & 3 blocks vs. UCI on Dec. 15; 13 points/8 rebounds vs. GT on Dec. 18
  - Named Pac-12 Player of the Week for Dec. 13-19 as he averaged 18 points & 7 rebounds in USC's two wins
  - Led USC's comeback win vs. Oregon State on Jan. 13 with second double-double with 20 points & 12 rebounds...9 were offensive rebounds, the most by a Trojan since Taj Gibson had 10 on Nov. 20, 2008 vs. Seton Hall
  - Scored 14 points & had a career-best 18 rebounds (most by a Trojan since 2018) in win at Colo. on Jan. 20...3rd double-double
  - Scored 24 points, his most with USC, on 11 of 14 shooting and grabbed 9 rebounds vs. Washington on Feb. 17
- 30 HARRISON HORNER (Fr.)** Ht. - 6-9 Wt. - 220 Toowoomba, Australia. (Mater Dei HS)
- Career Highs:** Pts.: (9, 2/8 vs. Pacific) **3-pointers:** (3, 2/8, vs. Pacific) **Rebounds:** (6, 2/8, vs. Pacific)
- He was a 2021 graduate of Mater Dei High in Santa Ana, Calif. where he averaged a team-leading 18.6 points & 7.8 rebounds
  - He also led Mater Dei as a senior with 76 three-point baskets made; He scored 24+ points over in each of the final 6 games
  - Named first-team All-State and the OC Player of the Year as he led the Monarchs to a 27-4 record...maintained a 4.1 GPA
  - Came to the U.S. from Australia to play basketball at Mater Dei and lived with a host family in Mission Viejo, Calif.
  - Scored on a layup in his collegiate debut vs. CSUN on Nov. 9
  - Hit 1st 3-pointer of his career & grabbed his first board in 4 mins of action against DSU on Nov. 22; 1st steal vs. ASU on Jan. 24
  - Had season bests in points (9), 3-pointers (3), rebounds (6) and minutes (14) vs. Pacific on Feb. 8 to key comeback win
- 2 KOBE JOHNSON (Fr.)** Ht. - 6-6 Wt. - 190 Milwaukee, Wisc. (Nicolet HS)
- Career Highs:** Pts.: (7, 3/11 vs. UCLA) **3-pointers:** (1, 4x, 3/11 vs. UCLA) **Rebounds:** (5, 2/26 at Oregon)
- Graduated in 2021 from Nicolet HS in Glendale, Wisc. He averaged 26.7 points, 10.4 rebounds and 4.1 steals as a senior
  - Was named to the Wisconsin Basketball Coaches Association Division II All-State team as a junior and senior
  - As a sophomore starter, Nicolet won the Division II Wisconsin State Championship
  - His brother Jalen played at Duke and was selected No. 20 overall in the 2021 NBA Draft
  - Scored 3 points (3-for-3 in FTs) in his collegiate debut vs. CSUN on Nov. 9; Played a minute and had a steal at Temple on Nov. 13
  - Hit his first career 3-pointer against Saint Joseph's in 9 minutes on Nov. 25; Played 9 minutes vs. Oregon on Jan. 15
  - Scored 3 points, grabbed 3 rebounds and had a team-leading 5 assists vs. ASU on Jan. 24
  - Had career highs in points (6) & rebounds (4) vs. Stanford on Jan. 27; Had 5 steals in 12 minutes at OSU on Feb. 24
- 3 ISAAH MOBLEY (Jr.)** Ht. - 6-10 Wt. - 240 Murrieta, Calif. (Rancho Christian HS)
- Career Highs:** Pts.: (24, 1/29/22 vs. California) **3-pointers:** (5, 12/7/21 vs. ECU) **Rebounds:** (13, 3x, 12/7/21 vs. ECU)
- Season Highs:** Pts.: (24, 1/29 vs. California) **3-pointers:** (5, 12/7 vs. ECU) **Rebounds:** (13, 2x, 12/7 vs. ECU)
- Graduated from Rancho Christian School in Temecula, Calif. in 2019 where he averaged 22 points, 13 rebounds, 4 assists and 3 blocks per game in leading his team to a 26-6 record; Named a McDonald's All-American
  - Was ranked the No. 1 recruit in the state of California in 2019 and the No. 4 power forward in the country by 247Sports
  - He was ranked as the No. 15 overall recruit by ESPN.com and No. 17 by 247Sports.com
  - USA Today named Mobley to the All-California first team and honorable mention on the All-USA team
  - Had surgery to repair the 5th metatarsal in his left foot on June 13, 2019...was back for fall camp
  - His 20 blocks were third for USC in 2019-20; He averaged 6.2 points and 5.3 rebounds & played in all 31 games, making 8 starts
  - Posted his first career double-double with 14 points and 10 rebounds in the 2021 opener vs. CBU on Nov. 25
  - His 6 double-doubles in 2020-21 were tied for third among Pac-12 players
  - Made a then career-best 4 3-pointers to finish with 17 points & 8 rebounds in the NCAA 2nd-Round game vs. Kansas on March 22
  - Posted 18 points and 12 rebounds vs. SDSU on Nov. 26 to earn Wooden Legacy Tournament MVP
  - Scored a then-career-best 21 points and matched a career high with 13 rebounds vs. Utah on Dec. 1
  - Set new career high with 23 points & matched career best with 13 rebounds vs. ECU on Dec. 7...made career-high 5 3-pointers
  - Scored 21 points & grabbed 12 rebounds vs. LBSU on Dec. 12...his 4th double-double of the season and 10th of his career
  - Scored 22 points and had 12 rebounds for his 5th double-double of the season and 11th of his career
  - Scored 18 points and grabbed 9 rebounds vs. Oregon on Jan. 15; Scored a career-high 24 points vs. Cal on Jan. 29
  - Missed 2 G (vs. UCLA & UW) with concussion like symptoms after suffering a non-displaced nasal fracture at Arizona on Feb. 5
  - Returned to action on Feb. 17 vs. Washington and scored 12 points and 8 assists without a turnover
  - Had 19 points and 10 rebounds on Feb. 24 at OSU for 6th double-double of the season and 12th of his career
  - Scored 20 points at UCLA on March 5; Has 6 games scoring 20 or more points and 18 games with 8 or more rebounds
- 24 JOSHUA MORGAN (R-So.)** Ht. - 6-11 Wt. - 220 Sacramento, Calif. (Sheldon HS/Long Beach St.)
- Career Highs:** Pts.: (17, 2/15/20 vs. UCR) **Rebounds:** (14, 1/16/20 vs. UC Davis) **Blocks:** (8, 1/18/20 vs. CS Fullerton)
- Season Highs:** Pts.: (13, 11/25 vs. SJU) **Rebounds:** (8, 2x, 12/1 vs. Utah) **Blocks:** (4, 2x, 1/11 at Stanford)
- Graduated from Sheldon HS in 2019 where he averaged 9.3 points, 7.3 rebounds and 4.0 blocks per game
  - Was named Big West Defensive Player of the Year as a freshman at LBSU and was named honorable mention all Big West
  - Averaged 8.4 points, 6.1 rebounds and 2.5 blocks for LBSU in 2019, playing in all 32 games and making 29 starts
  - His 80 blocks set the school record & ranked 13th nationally; Set LBSU single-game block record with 8 vs. CSUF on Jan. 18
  - He had 23 games with at least 5 rebounds and a career-best 14 rebounds vs. UC Davis on Jan. 16
  - Played in his first game as a Trojan vs. Santa Clara on Dec. 29; Scored on a dunk & had 2 rebounds vs. Stanford on March 3
  - Posted a season-best 13 points & 6 rebounds in a win over Saint Joe's on Nov. 25; was 4-for-7 from the floor & 5-for-6 in FT
  - Grabbed a season-high 8 reb vs. SDSU in the Wooden Legacy Tournament final on Nov. 26
  - He scored 3 points, matched a season high with 8 rebounds and had a season-best 4 blocks vs. Utah on Dec. 1
  - Scored 8 points on 4 of 5 shooting with a block and 2 rebounds at WSU on Dec. 4; 7 points & 4 blocks at Stanford on Jan. 11
  - Missed USC's home games against ASU, Stanford and Cal with right knee tendinitis before returning at ASU on Feb. 3



## THE PLAYERS

- 32 REGGIE PARRIS (Sr.)**      *Ht. - 6-4*      *Wt. - 190*      *Lakewood, Colo. (J.K. Mullen HS/San Diego)*  
**Career Highs:**      *Pts.: (-----)*      **3-pointers:** (-----)      **Rebounds:** (2, 2/15/20 vs. WSU)  
**Season Highs:**      *Pts.: (-----)*      **3-pointers:** (-----)      **Rebounds:** (-----)  
 • Graduated in 2018 from J.K. Mullen HS in Lakewood, Colo. where he was a 3-year starter in basketball, team captain as senior  
 • Led his team to the Colorado state tournament 3 times; He ranked 1st in assist/TO ratio (5.07) as a senior at the Colo. 5A level  
 • As a junior he made 51.0 percent of his three-pointers, second in the Colorado 5A level  
 • He was First Team All-State All-Academic Team his final 3 years of high school in basketball and baseball  
 • Walked on to the San Diego basketball team and played in 4 games...collegiate debut at Colorado on Nov. 16, 2019  
 • Scored his first career points vs. Whittier on Dec. 29, 2019; Made his Trojan debut with a scoreless minute vs. UCI on Dec. 8  
 • Played a minute vs. Santa Clara and had one rebound; Played in 4 games in 2020-21, last time vs. Stanford on March 3  
 • Player a minute vs. ASU on Jan. 24, his first game action of the 2021-22 season
- 13 DREW PETERSON (Sr.)**      *Ht. - 6-9*      *Wt. - 195*      *Libertyville, Ill. (Libertyville HS/Rice)*  
**Career Highs:**      *Pts.: (27, 2/12/22 vs. UCLA)*      **Rebounds:** (13, 2/3/22 at ASU)      **3-pointers:** (6, 11/17/18 vs. NWSt.)  
**Season Highs:**      *Pts.: (27, 2/12 vs. UCLA)*      **Rebounds:** (13, 2/3 at ASU)      **3-pointers:** (5, 1/22 at Utah)  
 • Graduated from Libertyville High in Libertyville, Ill. in 2018 where he averaged 26.1 points, 8.5 rebounds and 4.4 assists  
 • Transferred to USC after 2 seasons at Rice & was granted an NCAA relief waiver to be able to compete in the 2020-21 season  
 • As sophomore at Rice, he averaged 11.1 points, 6.5 rebounds & 3.5 assists, playing in all 32 G, making 31 starts  
 • He led Rice in rebounds (209), assists (112) & steals (33) and made 82.4 percent of his free throws (75-for-91)  
 • Scored in double figures 16 times, scoring a career-best 24 points vs. FIU on March 11 in the Conference USA Tournament  
 • He scored 12 points, had 9 rebounds & 3 assists in his USC debut vs. CBU on Nov. 25, 2020  
 • Was USC's leading scorer with 19 points vs. BYU on Dec. 1, 2020...made 3 of 4 3-pointers  
 • Registered his 5th career double-double & 1st with USC with 13 points & 11 rebounds vs. Utah on Jan. 2, 2021  
 • Matched a career high with 10 assists and added 8 rebounds and 7 points at Arizona on Jan. 7, 2021  
 • He had 3 double-doubles in 2020-21 to give him 7 in his career: Scored in double figures 18 times in 2020-21  
 • Scored 12 of his 15 points vs. LBSU on Dec. 12 in 1st half, with a buzzer-beating 3-pointer to tie the game at 38 at the break  
 • Scored 14 points, had 8 rebounds, 4 assists and made a then season-best 4 3-pointers vs. GT on Dec. 18  
 • Also had 17 points vs. Oregon State on Jan. 13 to surpass the 1,000 career points mark (1,007)  
 • Made 9 of 10 shots & scored 23 points at Utah on Jan. 22...5 of 5 in 3-pts, T-3rd in makes w/o miss by a Trojan  
 • Led USC with 14 points & was 3-for-3 in 3s & had 4 assists vs. Stanford on Jan. 27; Career-high 13 rebounds at ASU on Feb. 3  
 • Scored 12 points, had 8 assists and a then career-best 4 blocks vs. Pacific on Feb. 8  
 • Had a career-best 27 points & 5 blocks, plus 12 rebounds vs. UCLA on Feb. 12 for 1st double-double of season, 8th of career  
 • Scored 23 points and had 10 rebounds at OSU on Feb. 24...2nd double-double of season, 9th of career  
 • Hit game-winning 3-pointer in 70-69 win at Oregon on Feb. 26...had 20 points & 8 rebounds; 13 pts/9 reb/6 ast at UCLA on March 5
- 55 AMAR ROSS (Sr.)**      *Ht. - 5-8*      *Wt. - 150*      *Long Beach, Calif. (Fremont HS)*  
**Career Highs:**      *Pts.: (28, 12/28/19 vs. Chapman)*      **3-pointers:** (7, 12/31/19 vs. Redlands)      **Assists:** (6, 12/31/19 vs. Redlands)  
**Season Highs:**      *Pts.: (3, 1/24 vs. ASU)*      **3-pointers:** (1, 1/24 vs. ASU)      **Assists:** (-----)  
 • Graduated in 2017 from Freemon HS in Los Angeles; He averaged 7.8 points, 3.2 rebounds, 3.6 assists and 1.4 steals per game  
 • Played the 2019-20 season for Bethesda U. of California (NCCAA school)...averaged 17.3 points and 2.2 assists  
 • Made his Trojan debut on Dec. 8 vs. UC Irvine and had a scoreless minute  
 • Nailed his only shot - a three-pointer - in one minute of action vs. Santa Clara on Dec. 29...his first points as a Trojan  
 • Made 1 of 2 three-pointers vs. Stanford on March 3; Made 2 FT and had a steal vs Kansas on March 22  
 • Played his 1st game of 2021-22 & made a 3-pointer & grabbed 2 rebounds vs. ASU on Jan. 24; 3-for-4 in 3's in his USC career
- 4 MALIK THOMAS (Fr.)**      *Ht. - 6-4*      *Wt. - 205*      *Fontana, Calif. (Damien HS)*  
**Career Highs:**      *Pts.: (2, 11/16 at FGCU)*      **Rebounds:** (1, 11/22 vs. DSU)      **Steals:** (1, 1/24 vs. ASU)  
 • Graduated in 2021 from Damien HS in La Verne, Calif. as the school's all-time leading scorer, scoring more than 2,000 points  
 • He was named the 2020-21 California Gatorade Player of the Year  
 • As a senior he averaged 22.6 points, 5.6 rebounds, 2.2 assists and 1.9 steals per game  
 • He was also named the California Junior of the Year in 2020 and the Freshman of the Year in 2018  
 • Made his collegiate debut on Nov. 9 vs. CSUN...had no points in 3:26 of action  
 • Scored his first collegiate points with a jumper at FGCU on Nov. 16  
 • Grabbed first career board against Dixie State at home on Nov. 22; Had a steal vs. ASU on Jan. 24, first of his USC career
- 5 ISAIAH WHITE (R-Sr.)**      *Ht. - 6-7*      *Wt. - 210*      *R. Cucamonga, Calif. (Damien HS/SLC CC/Utah Valley)*  
**Career Highs:**      *Pts.: (25, 11/5/19 vs. Westminster)*      **Rebounds:** (18, 1/23/20 at CSU Bake.)      **3-pointers:** (4, 3/28/21 vs. Oregon)  
**Season Highs:**      *Pts.: (12, 11/13 at Temple)*      **Rebounds:** (7, 11/13 at Temple)      **3-pointers:** (3, 2/5 at Arizona)  
 • Graduated from Damien High in 2016 and led them to a 25-6 record as a senior and to the quarterfinals of the CIF SS  
 • Began his collegiate career at Salt Lake City Community College in the 2016-17 season...led team with a 12.8 scoring average  
 • Transferred to Utah Valley where he played the 2018-19 & 2019-20 seasons  
 • Last season at Utah Valley, he averaged 14.5 points & 8.4 rebounds in 21 games, 18 starts...led the team in rebounds per game  
 • Scored a career-best 25 points vs. Westminster (Utah) on Nov. 5, 2019...Had double figures in points 17 times & rebounds 5 times  
 • Had a career-high 18 rebounds and added 13 points at CSU Bakersfield on Jan. 23, 2020...scored 20 or more points 5 times  
 • Scored 10 points & had 7 rebounds in his USC debut vs. CBU on Nov. 25; Scored 10 points vs. Montana on Nov. 28  
 • Led USC with a season-high 22 points in win at Arizona on Jan. 7...tied career best with 3 three-pointers made  
 • Scored 13 points & was 2-for-2 from 3-point range vs. WSU on Jan. 16; Scored 11 points & had 5 boards vs. OSU on Jan. 28  
 • Had 9 points, 6 rebounds & 2 steals at Washington on Feb. 11; Scored 9 points and had 5 rebounds at Colorado on Feb. 25  
 • \* Scored 9 points, had 6 rebounds and 4 steals at Utah on Feb. 27; left the game vs. Stanford on March 3 with back spasms  
 • DNP at UCLA on March 6 due to back spasms; 14 points vs. Utah on March 11; 13 points vs. Kansas on March 22  
 • Matched a season-best with 22 points and set career high with four 3-pointers vs. Oregon on March 28, 2021  
 • Scored 2 points, had 2 rebounds & 2 assists vs. CSUN on Nov. 9; Started at Temple on Nov. 13 & had 7 rebounds & 12 points  
 • Had 2 assists for the third time in four games against Dixie State on Nov. 22; DNP on Dec. 7 due to grad student exam prep  
 • Had 6 points & 2 rebounds vs. ASU on Jan. 24...4-for-4 from FT line; 5 reb. on Jan. 29 vs. Cal, most since Nov. 13 at Temple  
 • Made a season-best 3 3-pointers at Arizona on Feb. 5 at Arizona to finish with 9 points; 9 points/6 rebounds vs. UW on Feb. 17  
 • Suffered a strained right wrist on a fall in the Feb. 20 game vs. WSU...missed 5 G (available on March 10 vs. UW)  
 • Played 2 minutes and grabbed 3 rebounds in his return to action on March 11 vs. UCLA



# 2021•2022 Season Review

## game • one

CSUN • 49  
USC • 89

Nov. 9 • Galen Center  
Los Angeles, Calif.

USC had a complete team effort in its 89-49 win over CSUN in the opener on Nov. 9 at the Galen Center. Boogie Ellis scored 20 points in his USC debut and Isaiah Mobley scored 15 points and added nine rebounds. Twelve of 13 Trojans to play in the game scored, five different players registered at least one block and six players had a dunk. USC's 40-point win was its largest margin of victory since defeating Southern Utah 91-49 on Dec. 21, 2018. USC improved to 23-4 in its last 27 home openers. USC used a 19-0 run midway through the first half to build a comfortable margin and never looked back, leading 52-19 at the break. USC's first half points were more than it scored before the break last season and CSUN's first-total was lower than any of USC's opponents a seasons ago. USC made 11 of 13 shots from the FT line for a 84.6 shooting percentage, its highest from the line since making 87.5 percent vs. Utah on Jan. 30, 2020. USC outrebounded the Matadors 40-25.

### CSUN • 49

Player	FG	3FG	FT	REB		F	TP	A	TO	B	S	MIN
				O-D-TOT	F							
Brookins	3-5	0-1	3-4	2-1	3	1	9	0	1	1	1	27
Okereke	1-2	0-0	0-0	1-1	2	4	2	0	2	0	0	18
Hardy	3-12	0-1	1-2	0-1	1	0	7	3	3	0	0	22
Wright	3-8	2-5	2-2	0-0	0	1	10	1	0	0	0	24
Brown II	4-15	2-7	0-0	0-6	6	1	10	2	3	0	2	33
Rains	1-4	0-2	0-0	0-2	0	2	0	0	0	0	3	21
Beane	0-2	0-0	0-0	0-1	1	0	0	1	1	0	0	18
Gray	2-6	0-0	1-1	1-2	3	2	5	0	3	0	0	18
Eyisi	2-3	0-0	0-0	1-1	2	1	4	0	0	0	0	13
Stevens	0-1	0-1	0-0	0-0	0	1	0	0	0	0	0	6
TEAM				4-1	5							
Totals	19-58	4-17	7-9	9-16	25	11	49	7	14	1	6	200

FG% 1st Half: 8-30 (.267) 2nd Half: 11-28 (.393) Game: 19-58 (.328)  
3FG% 1st Half: 1-9 (.111) 2nd Half: 3-8 (.375) Game: 4-17 (.235)  
FT% 1st Half: 2-2 (1.000) 2nd Half: 5-7 (.714) Game: 7-9 (.778)

### USC • 89

Player	FG	3FG	FT	REB		F	TP	A	TO	B	S	MIN
				O-D-TOT	F							
Goodwin	3-6	0-0	2-2	1-6	7	1	8	1	0	0	1	22
Mobley	5-11	2-5	3-3	3-6	9	0	15	3	2	1	1	27
Ellis	9-11	2-4	0-0	0	0	1	20	2	1	0	2	25
Peterson	7-10	0-2	0-1	2-2	4	1	14	2	2	0	0	23
Anderson	2-6	1-3	0-0	1-2	3	0	5	2	0	0	0	19
Morgan	2-3	0-0	0-0	0-2	2	3	4	0	0	1	0	14
White	1-4	0-2	0-0	0-2	2	2	2	0	1	3	16	
Agbonkpolo	2-3	1-2	0-0	0-0	0	2	5	1	4	2	1	16
Coulbaly	2-3	0-0	3-4	2-4	6	0	7	1	0	1	0	10
Dixon-Waters	2-4	0-1	0-0	2-1	3	1	4	0	0	0	0	13
Johnson	0-0	0-0	3-3	0-1	1	2	3	1	1	0	0	9
Thomas	0-1	0-0	0-0	0-0	0	0	0	0	0	0	0	3
Hornery	1-2	0-1	0-0	0-0	0	0	2	0	0	0	0	3
TEAM				1-2	3							
Totals	36-64	6-20	11-13	12-28	40	13	89	15	10	6	8	200

FG% 1st Half: 21-32 (.656) 2nd Half: 15-32 (.469) Game: 38-64 (.593)  
3FG% 1st Half: 4-11 (.364) 2nd Half: 2-9 (.222) Game: 6-20 (.300)  
FT% 1st Half: 6-8 (.750) 2nd Half: 5-5 (1.000) Game: 11-13 (.846)

CSUN 19 30 - 49  
USC 52 37 - 89

Officials: John Higgins, Jimmy Casas, Michael Mojica  
Technical fouls: CSUN - None; USC - Agbonkpolo  
Attendance: 3,321

## game • two

USC • 76  
Temple • 71

Nov. 13 • Liacouras Center  
Philadelphia, Pa.

USC built up a 19-point first half lead, but had to withstand a frantic Temple comeback for a 76-71 win at the Liacouras Center in Philadelphia, Pa. The victory was the 200th career victory for USC head coach Andy Enfield, the 159 at the helm of the Trojans. USC led 46-27 at the break and still by 17 at 58-41 nearly seven minutes into the second half, when Temple went on a 13-0 run to cut it to 58-54 at the 9:42 mark. Isaiah Mobley hit a 3-pointer 17 seconds later and USC led by at least 4 points the rest of the way until Temple cut it to 3 at 74-71 with 9 seconds remaining. Drew Peterson then hit a pair of free throws to ice the game. Chevez Goodwin led four Trojans in double figures with 19 points, followed by Isaiah White with 12, Boogie Ellis with 11 and Peterson with 10. Isaiah Mobley had 9 points and 8 rebounds, despite sitting out much of the first half in foul trouble. The game was marred by a total of 46 fouls, 22 on the Trojans. USC was outrebounded 44-39. USC had 20 assists on its 27 baskets.

### USC • 76

Player	FG	3FG	FT	REB		F	TP	A	TO	B	S	MIN
				O-D-TOT	F							
Goodwin	8-10	0-0	3-4	3-5	8	3	19	1	1	0	1	33
Mobley	4-10	1-4	0-0	2-6	8	2	9	0	5	0	1	24
Ellis	2-8	0-1	7-9	0-3	3	5	11	5	1	0	2	34
White	5-11	1-3	1-2	1-6	7	1	12	2	1	0	1	26
Peterson	2-5	0-0	6-10	2-3	5	3	10	8	2	0	1	30
Agbonkpolo	1-5	0-2	1-2	1-3	4	3	3	0	0	1	0	20
Anderson	2-4	2-2	0-0	0-2	2	6	2	1	0	0	0	19
Morgan	3-4	0-0	0-0	0-0	0	3	6	0	0	0	0	9
Dixon-Waters	0-0	0-0	0-0	0-0	0	0	0	2	0	0	0	4
Johnson	0-0	0-0	0-0	0-0	0	0	0	0	0	0	1	1
TEAM				1-1	2							
Totals	27-57	4-12	18-27	10-29	39	22	76	20	11	1	7	200

FG% 1st Half: 18-30 (.600) 2nd Half: 9-27 (.333) Game: 27-57 (.474)  
3FG% 1st Half: 2-3 (.667) 2nd Half: 2-9 (.222) Game: 4-12 (.333)  
FT% 1st Half: 8-15 (.533) 2nd Half: 10-12 (.833) Game: 18-27 (.667)

### TEMPLE • 71

Player	FG	3FG	FT	REB								
				O-D-TOT	F	TP	A	TO	B	S	MIN	
Tolbert	2-8	0-2	0-0	2-4	6	4	4	1	1	1	1	28
Forrester	2-2	0-0	2-5	3-2	5	1	6	0	1	0	0	18
Battle	8-17	5-9	5-9	0-3	3	4	26	0	2	0	1	34
Dunn	2-9	0-0	4-4	0-5	5	3	8	3	0	0	1	26
Williams	1-8	0-4	0-3	1-1	2	2	2	5	2	0	2	24
Strickland	3-7	1-2	2-4	1-2	3	2	9	1	3	0	0	16
Jourdain	2-5	0-1	1-1	4-5	9	5	5	2	1	2	3	21
White	0-0	0-0	1-2	0-1	1	1	1	1	0	0	0	7
Okpomo	1-1	0-0	0-0	3-0	3	2	2	0	1	0	0	6
Hicks	3-6	2-4	0-0	2-2	4	0	8	0	0	1	0	20
TEAM				0-3	3							
Totals	24-63	8-22	15-28	16-28	44	24	71	13	11	4	8	200

FG% 1st Half: 9-29 (.310) 2nd Half: 15-34 (.441) Game: 24-63 (.381)  
3FG% 1st Half: 1-10 (.100) 2nd Half: 7-12 (.583) Game: 8-22 (.364)  
FT% 1st Half: 8-13 (.615) 2nd Half: 7-15 (.467) Game: 15-28 (.536)

USC 46 30 - 76  
Temple 27 44 - 71

Officials: Terry Oglesby, Chuck Jones, Rob Rorke  
Technical fouls: None  
Attendance: 5,323

## game • three

No. 25 USC • 78  
FGCU • 61

Nov. 16 • Alico Arena  
Fort Myers, Fla.

Chevez Goodwin scored 20 and Boogie Ellis 18 with career highs in rebounds (8) and assists (6) to lead USC to a 78-61 win before a sellout crowd at FGCU, as Andy Enfield returned to the place he began his head coaching career. Enfield, who led the Eagles to the NCAA Sweet 16 in 2013, was inducted with that team into the FGCU Athletic Hall of Fame the night before. USC trailed 15-10 eight minutes into the game, but outscored FGCU 25-12 the rest of the half to take an 8-point lead at the break. The Eagles cut it to 5 points 10 minutes into the 2nd half, but USC went on a 12-2 run capped by back-to-back 3-pointers by Isaiah Mobley to put the game away. Mobley finished with 13 points and Max Agbonkpolo tied a career best with 10 as the Trojans had four players in double-figures for the second consecutive game. USC made 49.2 percent of its shots, while holding FGCU to 36.7 percent shooting. USC had 22 assists on its 32 baskets. USC outscored FGCU 44-26 on points in the paint and out-dunked Dunk City 5-1 in the game.

### USC • 78

Player	FG	3FG	FT	REB		F	TP	A	TO	B	S	MIN
				O-D-TOT	F							
Goodwin	10-15	0-0	0-3	4-2	6	2	20	0	1	0	0	24
Mobley	5-11	3-4	0-0	2-7	9	0	13	6	0	0	0	33
Agbonkpolo	4-9	0-4	2-2	0-5	5	2	10	1	0	1	4	24
Ellis	6-11	3-6	3-5	3-5	8	2	18	6	3	0	1	34
Peterson	2-5	0-1	0-0	1-6	7	2	4	5	0	1	0	31
Anderson	2-5	1-2	0-1	0-0	0	5	2	0	0	0	0	21
White	0-4	0-0	1-2	0-4	3	1	1	1	1	0	1	14
Morgan	2-3	0-0	0-0	0-0	0	0	4	0	1	0	1	11
Dixon-Waters	0-0	0-0	0-0	0-0	0	0	0	1	0	0	1	2
Johnson	0-0	0-0	1-2	0-0	0	0	1	0	0	0	0	2
Thomas	1-1	0-0	0-0	0-0	0	1	2	0	0	0	0	2
Hornery	0-1	0-0	0-0	0-0	0	1	0	0	0	0	0	2
TEAM				0-1	1							
Totals	32-65	7-17	7-15	10-30	40	13	78	22	6	2	7	200

FG% 1st Half: 15-34 (.441) 2nd Half: 17-31 (.548) Game: 32-65 (.492)  
3FG% 1st Half: 2-9 (.222) 2nd Half: 5-8 (.625) Game: 7-17 (.412)  
FT% 1st Half: 3-5 (.600) 2nd Half: 4-10 (.400) Game: 7-15 (.467)

### FGCU • 61

Player	FG	3FG	FT	REB		F	TP	A	TO	B	S	MIN
				O-D-TOT	F							
Anderson, Z.	0-1	0-1	2-2	1-0	1	1	2	0	0	0	0	15
Samuel	4-7	0-0	0-0	1-7	8	2	8	0	1	4	1	30
Largie	7-16	3-7	3-4	1-5	6	1	20	1	2	0	1	32
Dunn-Martin	2-8	1-5	4-6	0-2	2	1	9	2	5	0	1	28
Richie	1-4	0-2	0-0	2-3	5	2	2	0	0	0	0	21
Catto	4-10	1-5	0-1	1-3	4	3	9	2	0	0	1	25
Rivers	2-5	1-4	0-0	0-1	1	0	5	0	0	0	0	10
Halvorsen	0-4	0-4	0-0	1-2	3	1	0	3	2	0	0	20
Weir	1-2	1-1	0-0	1-1	2	1	3	0	0	1	0	10
Rolon	1-3	1-1	0-0	1-0	1	0	3	6	2	0	0	9
TEAM				1-3	4							
Totals	22-60	8-30	9-13	10-27	37	12	61	14	12	5	4	200

FG% 1st Half: 10-30 (.333) 2nd Half: 12-30 (.400) Game: 22-60 (.367)  
3FG% 1st Half: 4-17 (.235) 2nd Half: 4-13 (.308) Game: 8-30 (.267)  
FT% 1st Half: 3-4 (.750) 2nd Half: 6-9 (.667) Game: 9-13 (.692)

USC 35 43 - 78  
FGCU 27 34 - 61

Officials: Mike Nance, Will Howard, Josue Nieves  
Technical fouls: None  
Attendance: 4,500



## game • four

Dixie State • 71  
No. 25 USC • 98

Nov. 22 • Galen Center  
Los Angeles, Calif.

Boogie Ellis had 19 points and Max Agbonkpolo scored a career-high 17 off the bench as No. 25 USC men's basketball cruised to a 98-71 win over Dixie State at home on Monday night. Chevez Goodwin continued his strong start to the season with a 12-point, 11-rebound double-double. Reese Dixon-Waters scored a career-high nine points. Five total Trojans scored in double-digits and 11 recorded points. The Trojans had season-highs in points, field goals, 3-pointers and rebounds. The Trojans faced little danger throughout the game and opened the night with a 22-5 run powered by four 3-pointers and several highlight buckets from Ellis. USC used its early cushion to experiment with different lineups as 11 Trojans entered the game within the first 12 minutes. After trailing 47-36 in the first half, Dixie State (1-4) tried to rally in the second half. The Trail Blazers made their first four buckets and trimmed USC's lead to nine points. The Trojans broke out with a 19-6 run to make the game all but over.

## DIXIE STATE • 71

Player	FG	3FG	FT	REB		F	TP	A	TO	B	S	MIN
				O-D-TOT	F							
Gooden	5-11	1-3	6-7	1-3	4	0	17	4	0	0	0	29
Staine	6-14	3-8	2-3	0-1	1	2	17	0	1	0	1	24
Schofield	5-12	0-2	0-0	3-5	8	1	10	2	0	0	1	29
Leter	2-9	0-1	4-4	3-2	5	3	8	0	2	0	0	21
Gilbert	1-4	1-2	0-0	0-1	1	2	3	4	1	0	0	21
Nicolds	2-7	1-2	0-0	0-3	3	2	5	2	0	0	1	19
Allfrey	2-6	0-0	0-2	0-1	1	0	4	0	0	0	0	11
Pope	0-2	0-1	3-4	1-5	6	0	3	1	0	0	0	13
Gonsalves	1-3	0-1	0-0	0-0	0	1	2	2	0	0	1	13
Mullibe	0-3	0-2	2-2	0-1	1	1	2	1	1	0	0	12
Barnes	0-4	0-1	0-0	0-1	1	1	0	0	1	0	0	6
Elriel	0-1	0-1	0-0	0-0	0	0	0	0	0	0	0	1
Hatch	0-0	0-0	0-0	0-0	0	0	0	0	0	0	0	1
TEAM				4-3	7							
Totals	24-76	6-24	17-22	12-26	38	13	71	16	7	0	4	200

FG% 1st Half: 13-35 (.371) 2nd Half: 11-41 (.268) Game: 24-76 (.316)  
3FG% 1st Half: 5-17 (.294) 2nd Half: 1-7 (.143) Game: 6-24 (.250)  
FT% 1st Half: 5-6 (.833) 2nd Half: 12-16 (.750) Game: 17-22 (.773)

## USC • 98

Player	FG	3FG	FT	REB		F	TP	A	TO	B	S	MIN
				O-D-TOT	F							
Ellis	7-12	3-6	2-2	0-5	5	2	19	3	2	0	0	25
Mobley	6-13	1-3	1-3	0-6	6	2	14	4	1	0	2	25
Ethan	5-8	2-5	1-2	0-3	3	3	13	3	1	0	1	24
Goodwin	6-7	0-0	0-0	5-6	11	2	12	0	0	0	0	23
Peterson	2-5	0-2	2-3	0-3	3	1	6	3	1	2	1	24
Agbonkpolo	6-12	3-7	2-3	2-4	6	0	17	1	1	1	0	15
Dixon-Waters	3-4	2-3	1-2	1-2	3	1	9	1	0	0	0	14
Hornery	1-1	1-1	0-0	0-1	1	0	3	0	0	0	0	4
White	1-4	0-3	0-2	0-3	3	2	2	2	1	0	0	14
Johnson	1-3	0-1	0-0	1-2	3	2	2	2	1	0	1	13
Morgan	0-2	0-0	1-2	0-4	4	3	1	1	1	3	0	16
Thomas	0-1	0-1	0-0	0-1	1	0	1	1	1	0	0	3
TEAM				2-1	3							
Totals	38-72	12-32	10-19	11-41	52	19	98	21	10	6	5	200

FG% 1st Half: 20-34 (.588) 2nd Half: 18-38 (.474) Game: 38-72 (.528)  
3FG% 1st Half: 6-16 (.375) 2nd Half: 6-16 (.375) Game: 12-32 (.375)  
FT% 1st Half: 1-4 (.250) 2nd Half: 9-15 (.600) Game: 10-19 (.526)

DSU 36 35 - 71  
USC 47 51 - 98

Officials: D.G. Nelson, James Ford, Verne Harris  
Technical fouls: DSU - Team; USC - None  
Attendance: 2,189

## game • five

No. 24 USC • 70  
Saint Joseph's • 55

Nov. 25 • Anaheim Arena  
Anaheim, Calif.

Boogie Ellis scored 17 points on 8-of-14 shooting as No. 24 USC men's basketball cruised over Saint Joseph's, 70-55, in the semifinal round of the Paycom Wooden Legacy in Anaheim on Thanksgiving Day. Joshua Morgan scored a USC career-high 13 points off the bench in his second year with the Trojans. The USC bench combined for 28 points. Chevez Goodwin had 10 points and eight rebounds. Isaiah Mobley grabbed a game-high 10 boards. The Trojans' win marks a 5-0 for the second straight season. Despite making just four 3-pointers, USC's size bothered Saint Joseph's (2-3) as the Trojans scored 40 points in the paint. USC also continued its clean assist-to-turnover ratio on Thursday, turning the ball over just seven times while dishing 12 dimes. Ejike Obinna finished with 18 points and 10 rebounds for Saint Joseph's. Hawks leading scorers Taylor Funk (18.5 ppg) and Jordan Hall (15.5 ppg) were held to just 12 points and four points, respectively.

## USC • 70

Player	FG	3FG	FT	REB		F	TP	A	TO	B	S	MIN
				O-D-TOT	F							
Ellis	8-14	1-3	0-0	1-3	4	1	17	4	1	0	0	30
Goodwin	5-11	0-0	0-1	4-4	8	0	10	0	0	0	0	18
Agbonkpolo	3-5	0-1	0-0	1-4	5	2	6	0	1	0	0	24
Peterson	2-9	0-2	1-2	0-5	5	0	5	4	2	2	1	29
Mobley	2-8	0-1	0-0	3-8	11	0	4	3	2	1	1	32
Morgan	4-7	0-0	5-6	2-4	6	3	13	0	0	2	1	21
Anderson	2-7	1-1	1-2	0-0	0	1	6	0	0	0	0	19
Dixon-Waters	2-5	1-1	1-1	0-0	0	0	6	0	0	0	3	12
Johnson	1-1	1-1	0-0	1-0	1	1	3	1	1	1	0	9
Thomas	0-1	0-0	0-0	0-0	0	0	0	0	0	0	0	3
Hornery	0-1	0-1	0-0	0-0	0	0	0	0	0	0	0	3
TEAM				2-0	2							
Totals	29-69	4-11	8-12	14-28	42	8	70	12	7	6	6	200

FG% 1st Half: 14-34 (.412) 2nd Half: 15-35 (.429) Game: 29-69 (.420)  
3FG% 1st Half: 3-7 (.429) 2nd Half: 1-4 (.250) Game: 4-11 (.364)  
FT% 1st Half: 7-11 (.636) 2nd Half: 1-1 (.000) Game: 8-12 (.667)

## SAINT JOSEPH'S • 55

Player	FG	3FG	FT	REB		F	TP	A	TO	B	S	MIN
				O-D-TOT	F							
Obinna	9-13	0-0	0-1	4-6	10	1	18	0	2	0	0	27
Funk	5-11	2-7	0-0	2-6	8	0	12	2	4	0	0	33
Reynolds II	2-7	2-4	1-2	0-0	0	4	7	0	0	0	1	30
Hall	1-12	0-5	0-0	1-5	6	2	2	6	2	1	2	31
Coleman	0-3	0-3	0-0	0-0	0	2	0	0	0	0	1	9
Brown	2-5	1-3	0-0	2-2	4	2	5	0	0	0	0	21
Bishop	1-6	0-4	2-2	0-2	2	0	4	0	3	0	0	18
Forrest	1-3	1-3	0-0	0-1	1	1	3	0	0	0	0	5
Tracey	1-2	0-0	0-0	0-1	1	2	2	1	1	0	0	12
Jansson	1-1	0-0	0-0	0-0	0	0	2	0	1	0	0	3
Klaczek	0-2	0-2	0-0	0-3	3	2	0	1	1	1	0	10
Arizini	0-0	0-0	0-0	0-0	0	0	0	0	0	0	0	1
TEAM				5-2	7							
Totals	23-65	6-31	3-5	14-28	42	16	55	10	15	2	4	200

FG% 1st Half: 11-30 (.367) 2nd Half: 12-35 (.343) Game: 23-65 (.354)  
3FG% 1st Half: 2-15 (.133) 2nd Half: 4-16 (.250) Game: 6-31 (.194)  
FT% 1st Half: 2-2 (1.000) 2nd Half: 1-3 (.333) Game: 3-5 (.600)

USC 38 32 - 70  
SJU 26 29 - 55

Officials: Larry Spaulding, AJ Desai, Chris Rastatter  
Technical fouls: SJU - Team; USC - None  
Attendance:

## game • six

No. 24 USC • 58  
San Diego State • 43

Nov. 26 • Anaheim Arena  
Anaheim, Calif.

Captain Isaiah Mobley recorded his first double-double of the season with 18 points and 12 rebounds as No. 24 USC men's basketball locked down San Diego State, 58-43, to claim the Paycom Wooden Legacy championship on Friday night in Anaheim. Drew Peterson scored 14 of his 16 points in the second half. Boogie Ellis had just two points — his lowest total of the season — but was a plus-15 in 34 minutes on the court. Chevez Goodwin added 10 points and five rebounds. The Trojans met the Aztecs in a defensive showdown and won the game despite shooting just 42.1%, making six of 18 free throws and going on several significant scoring droughts throughout the game. USC held San Diego State to 32.1% shooting and allowed three 3-pointers on 17 attempts. The Trojans held Aztecs leading scorer Matt Bradley to just three points on 1-of-7 shooting and got him into foul trouble throughout the game.

## USC • 58

Player	FG	3FG	FT	REB		F	TP	A	TO	B	S	MIN
				O-D-TOT	F							
Mobley	7-19	1-5	3-8	3-9	12	2	18	1	0	2	1	37
Peterson	6-10	1-2	3-3	1-5	6	3	16	3	3	1	2	36
Goodwin	5-6	0-0	0-4	3-2	5	2	10	0	1	2	0	19
Anderson	3-8	2-3	0-0	1-5	6	1	8	4	1	0	1	30
Ellis	1-6	0-2	0-2	0-4	4	3	2	0	1	0	0	34
Morgan	2-1	0-0	0-0	3-5	8	2	2	1	0	1	0	21
Agbonkpolo	1-3	0-1	0-0	0-1	1	2	0	2	1	0	0	12
Dixon-Waters	0-2	0-1	1-2	3	2	0	1	0	0	0	0	11
TEAM				3-1	4							
Totals	24-57	4-14	6-18	15-34	49	16	58	10	8	7	4	200

FG% 1st Half: 10-30 (.333) 2nd Half: 14-27 (.519) Game: 24-57 (.421)  
3FG% 1st Half: 1-7 (.143) 2nd Half: 3-7 (.429) Game: 4-14 (.286)  
FT% 1st Half: 1-4 (.250) 2nd Half: 5-14 (.357) Game: 6-18 (.333)

## SAN DIEGO STATE • 43

Player	FG	3FG	FT	REB		F	TP	A	TO	B	S	MIN
				O-D-TOT	F							
Pulliam	4-10	1-2	2-4	0-3	3	4	11	1	3	0	1	34
Butler	4-14	1-3	0-0	0-3	3	1	9	1	0	0	1	35
Mensah	4-6	0-0	0-3	1-6	7	2	8	0	0	3	1	27
Bradley	1-7	0-4	1-1	0-4	4	4	3	2	1	0	0	25
Johnson	1-3	0-1	1-3	1-2	3	1	3	1	0	0	0	22
Arop	4-7	1-1	0-0	3-3	6	4	9	0	0	0	2	21
Dinwiddie	0-5	0-4	0-0	0-0	0	2	0	1	1	0	0	20
Tomaic	0-3	0-1	0-0	0-0	0	1	0	1	0	0	0	8
Baker-Mazara	0-1	0-0	0-0	0-0	0	1	0	0	0	0	0	6
Diabate	0-0	0-0	0-0	0-1	1	1	0	0	1	0	0	2
TEAM				5-1	6							
Totals	18-56	3-17	4-11	10-23	33	21	43	7	6	3	5	200

FG% 1st Half: 6-26 (.231) 2nd Half: 12-30 (.400) Game: 18-56 (.321)  
3FG% 1st Half: 0-5 (.000) 2nd Half: 3-12 (.250) Game: 3-17 (.176)  
FT% 1st Half: 3-8 (.375) 2nd Half: 1-3 (.333) Game: 4-11 (.364)

USC 22 36 - 58  
SDSU 15 28 - 43

Officials: Larry Spaulding, Deron White, Chris Rastatter  
Technical fouls: SJU - Team; USC - None  
Attendance: 2,890



## game • seven

Utah • 73  
No. 20 USC • 93

Dec. 1 • Galen Center  
Los Angeles, Calif.

Isaiah Mobley and Boogie Ellis combined for 40 points as No. 20 USC opened Pac-12 play with a 93-73 win over Utah in front of an energetic home crowd at the Galen Center. The Trojans' 7-0 start to the season is their best since 2017 when USC won its first 14 games. Mobley recorded a double-double for the second straight game with a career-high 21 points on 8-of-14 shooting and a career-high tying 13 rebounds. Ellis finished with 19 points on 7-of-12 shooting. Max Agbonkpolo contributed 16 points, scoring mostly in the paint. Drew Peterson finished with 11 points and 8 rebounds. Joshua Morgan grabbed 8 boards and blocked 4 shots off the bench. USC dominated Utah on the boards, owning a 51-32 rebounding advantage and grabbed 18 offensive rebounds. The Trojans shot 52.2% from the field and continued their clean record of ball-control with just 8 turnovers. Down 2 points at the 12:36 mark in the first half, the Trojans broke out on a 7-0 run. After the two teams scored two buckets each, USC went on a 13-0 run highlighted by Ellis scoring 8 unanswered points in the stretch. The two spurts allowed the Trojans to take a 48-28 lead into halftime and never allowed the Utes within single-digits for the rest of the game.

## UTAH • 73

Player	FG	3FG	FT	REB O-D-TOT	F	TP	A	TO	B	S	MIN
Battin	4-12	2-4	0-0	0-3	3	2	10	1	0	0	1 29
Carlson	1-4	0-1	0-0	1-0	1	0	2	0	0	0	7
Jenkins Jr.	5-12	5-9	6-7	1-3	4	4	21	0	0	0	30
Gach	10-14	3-5	5-6	0-4	4	3	28	2	0	0	31
Worster	2-7	0-2	0-1	0-1	1	4	4	1	0	1	32
Thioune	1-3	0-0	0-0	5-6	11	2	2	0	2	1	25
Stafanovic	2-12	0-4	0-2	2	2	1	4	0	1	0	26
Brenchley	1-4	0-1	0-0	0-1	1	0	2	2	1	0	11
Ballstaedt	0-1	0-1	0-0	0-0	0	1	0	0	0	0	8
Creer	0-0	0-0	0-0	0-0	0	0	0	0	0	0	1
TEAM				3-2	5						
Totals	26-69	10-27	11-14	10-22	32	17	73	9	6	1	3 200

FG% 1st Half: 11-37 (.297) 2nd Half: 15-32 (.469) Game: 26-69 (.377)  
3FG% 1st Half: 2-11 (.182) 2nd Half: 8-16 (.500) Game: 10-27 (.370)  
FT% 1st Half: 4-4 (1.000) 2nd Half: 7-10 (.700) Game: 11-14 (.786)

## USC • 93

Player	FG	3FG	FT	REB O-D-TOT	F	TP	A	TO	B	S	MIN
Goodwin	3-6	0-0	0-2	2-5	7	2	6	1	2	0	19
Mobley	8-14	0-2	5-6	4-9	13	1	21	3	0	2	1 35
Agbonkpolo	7-14	1-5	1-3	1-3	4	2	16	0	1	1	22
Ellis	7-12	4-7	1-3	1-1	2	1	19	4	0	1	30
Peterson	4-7	0-1	3-4	1-7	8	1	11	4	1	1	28
Morgan	0-3	0-0	3-4	3-5	8	1	3	0	1	4	0 18
Anderson	4-8	1-3	1-1	0-1	1	3	10	2	1	0	21
Dixon-Waters	2-3	1-1	0-0	2-1	3	3	5	0	0	0	11
White	1-1	0-0	0-2	1-2	3	0	2	0	1	0	10
Johnson	0-0	0-0	0-0	0-0	0	0	0	2	0	0	3
Coulibaly	0-0	0-0	0-0	0-0	0	0	0	0	0	0	1
Thomas	0-1	0-1	0-0	0-0	0	0	0	0	0	0	1
Hornery	0-0	0-0	0-0	0-0	0	0	0	0	0	0	1
TEAM				1-1	2						
Totals	36-69	7-20	14-25	16-35	51	14	93	16	8	9	3 200

FG% 1st Half: 21-34 (.618) 2nd Half: 15-35 (.429) Game: 36-69 (.522)  
3FG% 1st Half: 4-10 (.400) 2nd Half: 3-10 (.300) Game: 7-20 (.350)  
FT% 1st Half: 2-3 (.667) 2nd Half: 12-22 (.545) Game: 14-25 (.560)

Utah 28 45 - 73  
USC 48 45 - 93

Officials: David Hall Michael Irving, Kipp Kissinger  
Technical fouls: Utah - None; USC - Ellis  
Attendance: 3,754

## game • eight

No. 20 USC • 63  
Washington State • 61

Dec. 4 • Beasley Coliseum  
Pullman, Wash.

Chevez Goodwin completed a three-point play with 16 seconds left to lead No. 20 USC to a hard-fought 63-61 win at Washington State in its Pac-12 road opener. There were 7 lead changes and 7 ties in the game. After an Isaiah Mobley 3-pointer tied the game at 54 with just over 4 minutes remaining, the Trojans and Cougars traded 2-point baskets until a Drew Peterson turnaround jumper put USC up 60-58 with 51 seconds remaining. WSU's TJ Bamba then hit a 3-pointer with 35 seconds left for a 61-60 lead, setting up Goodwin's heroics. Max Agbonkpolo blocked Noah Williams' shot with 6 seconds remaining, then after a missed FT by Josh Morgan, Williams well-defended forced shot at the buzzer fell short and USC improved to 8-0, its 11th consecutive win against WSU. Goodwin led USC with 14 points and Peterson added 13. USC trailed 32-30 at the break, its first time all season behind at halftime. Goodwin scored the first 7 points of the second half to give the Trojans the lead after trailing by as many as 7 points in the first half. USC actually had a 12-0 scoring run from the final minute of the first half to the first 3 minutes of the second half to open up a 39-32 lead, after trailing for all by 32 seconds of the first half. USC made 50 percent of its shots, while holding WSU to 37.9 percent shooting.

## USC • 63

Player	FG	3FG	FT	REB O-D-TOT	F	TP	A	TO	B	S	MIN
Goodwin	6-11	0-0	2-2	3-2	5	4	14	0	3	0	1 23
Mobley	3-11	1-4	2-4	1-4	5	1	9	2	1	0	1 37
Ellis	3-7	0-3	0-0	0-4	4	3	6	2	1	0	1 29
Peterson	5-7	0-0	3-6	2-4	6	3	13	2	3	1	32
Anderson	2-5	0-2	0-0	0-4	4	0	4	1	1	0	23
Agbonkpolo	4-5	1-1	0-0	0-1	1	2	9	0	1	1	24
Morgan	4-5	0-0	0-1	1-1	2	1	8	0	1	1	0 17
White	0-1	0-0	0-0	0-0	0	1	0	0	0	0	3
Dixon-Waters	0-2	0-2	0-0	0-1	1	1	0	1	0	0	3 12
TEAM				2-2	4						
Totals	27-54	2-12	7-13	9-23	32	16	63	11	11	4	8 200

FG% 1st Half: 13-25 (.520) 2nd Half: 14-29 (.483) Game: 27-54 (.500)  
3FG% 1st Half: 1-5 (.200) 2nd Half: 1-7 (.143) Game: 2-12 (.167)  
FT% 1st Half: 3-6 (.500) 2nd Half: 4-7 (.571) Game: 7-13 (.538)

## WASHINGTON STATE • 61

Player	FG	3FG	FT	REB O-D-TOT	F	TP	A	TO	B	S	MIN
Abogidi	3-4	1-1	0-0	3-2	5	2	7	1	1	3	0 23
Gueye	2-5	0-1	0-0	1-3	4	2	4	0	1	0	0 23
Roberts	0-7	0-3	0-0	0-0	0	2	0	1	1	0	0 17
Flowers	4-9	3-5	2-3	1-2	3	1	13	1	1	0	1 32
Williams	4-14	0-4	4-4	0-1	1	1	12	2	3	1	0 28
Jackson	2-5	0-0	2-3	2-5	7	4	6	0	0	1	0 20
Bamba	3-5	3-3	0-0	0-4	4	4	9	1	2	0	3 21
Koulibaly	1-1	1-1	0-0	0-0	0	0	3	1	1	0	0 6
Rodman	2-4	0-1	1-1	4-0	4	0	5	1	1	0	0 19
Jakimovski	1-4	0-1	0-0	0-2	2	1	2	0	0	0	0 11
TEAM				0-4	4						
Totals	22-58	8-20	9-11	11-23	34	17	61	8	12	5	4 200

FG% 1st Half: 11-27 (.407) 2nd Half: 11-31 (.355) Game: 22-58 (.379)  
3FG% 1st Half: 4-7 (.571) 2nd Half: 4-13 (.308) Game: 8-20 (.400)  
FT% 1st Half: 6-8 (.750) 2nd Half: 3-3 (1.000) Game: 9-11 (.818)

USC 30 33 - 63  
Washington St. 32 29 - 61

Officials: Chris Rastatter, Verne Harris, Mike Schyphers  
Technical fouls: None  
Attendance: 4,069

## game • nine

Eastern Kentucky • 68  
No. 16 USC • 80

Dec. 7 • Galen Center  
Los Angeles, Calif.

Isaiah Mobley had career highs in points (23) and 3-pointers (5) as No. 16 USC remained perfect with an 80-68 win over Eastern Kentucky on Dec. 7. Mobley reached his milestones while scoring efficiently, shooting 5-of-6 from the perimeter and 8-of-10 overall. He also tied his career-high in rebounds (13) to complete his double-double and dished out five assists. Drew Peterson had 15 points and six rebounds, Chevez Goodwin scored 14 and grabbed seven boards and Max Agbonkpolo finished with 12 points and five assists. USC also had a season-high nine dunks against Eastern Kentucky. Joshua Morgan scored all eight of his points off dunks. USC led by as many as 24 and by 23 with 4 minutes remaining, but ECU hit 5 of 6 3-pointers to cut the lead to 10 with 1:45 remaining and forced USC to go back to its starters to close it out. USC committed a season-high 18 turnovers and was outscored 27-2 on points off turnovers. USC made 54.2 percent of its shots while holding ECU to 32.4 percent shooting. The Trojans outscored ECU 44-18 on points in the paint. USC's leading scorer entering the game Boogie Ellis was held scoreless, going 0-for-10, but did add 5 rebounds, 5 assists and 2 steals. USC had 23 assists on its 32 baskets and had 9 dunks in the game.

## EASTERN KENTUCKY • 68

Player	FG	3FG	FT	REB O-D-TOT	F	TP	A	TO	B	S	MIN
Williams	3-6	2-4	2-2	2-3	5	3	10	1	0	0	0 22
Blanton	1-7	0-1	4-4	2-3	5	1	6	2	1	0	1 32
Moreno	1-7	1-5	0-0	0-4	4	1	3	1	0	0	2 22
Robb	3-11	2-9	0-0	2-3	5	2	8	2	1	0	0 30
Beverly	5-15	4-9	2-2	1-1	2	2	16	4	1	0	3 25
Lewis	3-12	1-6	4-4	2-4	6	1	11	1	1	0	3 25
Wardly	3-3	0-0	0-0	2-1	3	2	6	1	0	0	1 18
Cruikshank	4-7	0-3	0-0	0-1	1	2	8	0	2	0	0 19
Jackson	0-3	0-2	0-0	0-0	0	0	0	0	1	0	1 7
TEAM				1-0	1						
Totals	23-71	10-39	12-12	12-20	32	14	68	12	7	0	11 200

FG% 1st Half: 9-34 (.265) 2nd Half: 14-37 (.378) Game: 23-71 (.324)  
3FG% 1st Half: 3-17 (.176) 2nd Half: 7-22 (.318) Game: 10-39 (.256)  
FT% 1st Half: 4-4 (1.000) 2nd Half: 8-8 (1.000) Game: 12-12 (1.000)

## USC • 80

Player	FG	3FG	FT	REB O-D-TOT	F	TP	A	TO	B	S	MIN
Goodwin	6-6	0-0	2-6	1-6	7	1	14	2	3	0	0 21
Mobley	8-10	5-6	2-2	3-10	13	0	23	5	3	0	0 34
Agbonkpolo	5-11	1-5	1-3	1-3	4	2	12	5	1	0	1 30
Ellis	0-10	0-7	0-0	0-5	5	3	0	5	2	0	2 26
Peterson	6-11	2-5	1-1	1-5	6	0	15	2	2	1	0 31
Anderson	1-2	0-0	0-0	0-1	1	4	2	3	3	0	0 22
Dixon-Waters	2-3	1-2	1-1	0-1	1	3	6	0	1	0	1 12
Morgan	4-4	0-0	0-0	1-4	5	0	8	1	1	1	0 16
Johnson	0-1	0-0	0-0	0-0	0	0	0	0	0	1	1 7
Thomas	0-1	0-0	0-0	0-0	0	0	0	0	2	0	0 1
TEAM				3-1	4						
Totals	32-59	9-25	7-13	10-36	46	13	80	23	18	3	5 200

FG% 1st Half: 16-30 (.533) 2nd Half: 16-29 (.552) Game: 32-59 (.542)  
3FG% 1st Half: 5-12 (.417) 2nd Half: 4-13 (.308) Game: 9-25 (.360)  
FT% 1st Half: 4-5 (.800) 2nd Half: 3-8 (.375) Game: 7-13 (.538)

Eastern Kentucky 25 43 - 68  
USC 41 39 - 80

Officials: Randy McCall, Frank Harvey III, Larry Spaulding  
Technical fouls: None  
Attendance: 2,608



## game • ten

Long Beach St. • 62  
No. 16 USC • 73

Dec. 12 • Galen Center  
Los Angeles, Calif.

Isaiah Mobley scored 14 of his 21 points in the second half, Drew Peterson added 15 and No. 16 USC defeated Long Beach State 73-62 in front of over 5,500 fans at Galen Center on Dec. 12. It was the Trojans' 10th straight win to open the season. Mobley also had 12 rebounds for his fourth double-double in five games. Peterson shot 6-for-8 from the field, including 3-for-3 from 3-point range. Max Agbonkpolo finished with 11 points. USC limited LBSU to 38.3 percent shooting and have held all 10 of their opponents to under 40 percent shooting this season. LBSU made 51.7 percent of its first-half shots, but were held to 25.8 percent shooting after the break. LBSU was poised to take a lead into halftime, but Peterson hit a buzzer-beating 3-pointer to tie the game at 38-all at the half. USC built on Peterson's big shot and opened the second half with a 14-0 run to take the lead for good. USC was outrebounded 35-34 and allowed LBSU to get 15 offensive boards. USC committed 15 turnovers and 8 of the 9 Trojans to play had at least one of them. USC made 7 of 10 free throws (70 percent) for its best shooting night at the stripe since the season opener. New USC new head football coach Lincoln Riley made his first public appearance to fans at the game, sat courtside and was introduced at a timeout in the first half.

## LONG BEACH STATE • 62

Player	FG	3FG	FT	REB								F	TP	A	TO	B	S	MIN
				O-D-TOT														
Roberts	3-8	0-1	0-4	1-5	6	2	6	2	3	1	1	27						
Murray	6-14	0-2	2-2	1-2	3	3	14	3	2	0	2	33						
Jones	1-5	1-4	3-3	0-3	3	0	6	1	0	0	2	26						
Slater	4-13	2-8	2-2	0-1	1	2	12	1	3	0	1	33						
Traore	2-5	0-0	1-1	6-2	8	3	5	1	2	1	2	24						
Cobb	1-5	1-1	3-4	3-2	5	0	6	2	1	0	0	24						
Scott	0-2	0-0	0-0	0-1	1	0	0	0	0	0	0	6						
Mansel	5-6	0-0	0-2	4-3	7	0	10	2	2	0	0	20						
Rotegaard	1-2	1-2	0-0	0-0	0	1	3	0	0	0	0	7						
TEAM				0-1	1													
Totals	23-60	5-18	11-18	15-20	35	11	62	12	13	2	8	200						

FG% 1st Half: 15-29 (.517) 2nd Half: 8-31 (.258) Game: 23-60 (.383)  
3FG% 1st Half: 4-8 (.500) 2nd Half: 1-10 (.100) Game: 5-18 (.278)  
FT% 1st Half: 4-9 (.444) 2nd Half: 7-9 (.778) Game: 11-18 (.611)

## USC • 73

Player	FG	3FG	FT	REB								
				O-D-TOT	F	TP	A	TO	B	S	MIN	
Goodwin	4-8	0-0	1-2	3-4	7	3	9	2	1	0	0	29
Mobley	8-15	2-5	3-4	5-7	12	2	21	2	1	2	1	37
Ellis	2-8	2-6	2-2	0-3	3	4	8	3	3	0	3	28
Peterson	6-8	3-3	0-0	0-3	3	1	15	2	3	1	0	34
Anderson	1-6	0-4	0-0	0-2	2	0	2	4	0	0	0	24
Johnson	0-0	0-0	0-0	0-0	0	0	0	0	1	0	0	3
Dixon-Waters	3-5	1-3	0-0	0-0	0	1	7	0	3	0	0	11
Agbonkpolo	4-7	2-3	1-2	0-4	4	2	11	1	2	0	0	24
Morgan	0-0	0-0	0-0	1-0	1	2	0	1	1	1	0	10
TEAM				0-2	2							
Totals	28-57	10-24	7-10	9-25	34	15	73	15	15	4	4	200

FG% 1st Half: 15-27 (.556) 2nd Half: 13-30 (.433) Game: 28-57 (.491)  
3FG% 1st Half: 4-10 (.400) 2nd Half: 6-14 (.429) Game: 10-24 (.417)  
FT% 1st Half: 4-5 (.800) 2nd Half: 3-5 (.600) Game: 7-10 (.700)

Long Beach St. 38 24 - 62  
USC 38 35 - 73

Officials: D.G. Nelson, Gregory Nixon, Tony Padilla  
Technical fouls: None  
Attendance: 5,561

## game • eleven

UC Irvine • 61  
No. 10 USC • 66

Dec. 15 • Galen Center  
Los Angeles, Calif.

Chevez Goodwin scored 17 of his 23 points in the second half and had several clutch baskets down the stretch as No. 10 USC rallied from an early 10-point deficit to beat UC Irvine, 66-61, at the Galen Center on Dec. 15. With USC up just 3 with 2:11 left in the game, Goodwin converted an and-one play that energized the Galen Center crowd. After UCI made consecutive baskets, Goodwin came up clutch once more by grabbing an offensive rebound for a put-back layup with 24 seconds left to seal the game. Goodwin recorded his USC-high in points and finished with a season-best 3 blocks. Isaiah Mobley finished with a 22-point, 12-rebound double-double. Collin Welp had a game-high 24 points for the Anteaters. USC opened the game with a 12-2 run but UC Irvine which was 1-for-11 from the floor at that point, made 8 of its next 9 shots to take a 24-18 lead. UCI upped the lead to 10 points twice in the first half and lead by 8 at 36-28 at the break. The Trojans roared back in the second half and erased UC Irvine's lead with a 13-4 run. Goodwin and Mobley combined for 28 of the Trojans' 38 points to close out the game. USC held UCI to 37.5 percent shooting and outrebounded the Anteaters 46-33. USC had a season-low 40.7 shooting percentage. USC'S 66 points scored were the most by a UCI opponent this season to date.

## UC IRVINE • 61

Player	FG	3FG	FT	REB								F	TP	A	TO	B	S	MIN
				O-D-TOT														
Butler	0-4	0-1	4-5	1-2	3	1	4	1	0	0	1	27						
Johnson	4-6	0-0	2-2	2-7	9	4	10	1	0	4	0	27						
Welp	10-25	1-5	3-3	0-1	1	2	24	0	0	0	0	33						
Hohn	1-6	0-2	0-0	1-3	4	4	2	1	3	0	2	25						
Lee	1-5	0-2	0-0	2-0	2	0	2	1	0	0	0	21						
Henry	0-0	0-0	0-0	0-0	0	0	0	0	0	0	0	3						
Ujadughele	0-0	0-0	0-0	0-1	1	2	0	1	2	0	0	10						
Leuchten	2-5	1-1	0-0	2-1	3	1	5	0	1	2	0	7						
Redfield	0-1	0-0	0-0	0-1	1	0	0	1	0	0	0	10						
Davis	5-10	2-6	0-0	0-1	1	4	12	2	2	0	1	26						
Tshimanga	1-2	0-0	0-4	1-4	5	3	2	0	1	0	0	11						
TEAM				1-2	3					1								
Totals	24-64	4-17	9-14	10-23	33	21	61	8	10	6	4	200						

FG% 1st Half: 13-30 (.433) 2nd Half: 11-34 (.324) Game: 24-64 (.375)  
3FG% 1st Half: 3-7 (.429) 2nd Half: 1-10 (.100) Game: 4-17 (.235)  
FT% 1st Half: 7-9 (.778) 2nd Half: 2-5 (.400) Game: 9-14 (.643)

## USC • 66

Player	FG	3FG	FT	REB								
				O-D-TOT	F	TP	A	TO	B	S	MIN	
Goodwin	8-13	0-0	7-11	3-3	6	3	23	0	2	3	2	28
Mobley	9-16	2-5	2-3	5-7	12	2	22	2	0	0	2	35
Agbonkpolo	2-9	0-3	2-2	3-2	5	1	6	3	1	1	0	27
Ellis	1-4	1-1	2-2	0-3	3	1	5	1	2	0	0	33
Peterson	1-10	0-3	2-4	1-6	7	1	4	5	3	1	0	37
White	0-0	0-0	0-0	0-0	0	0	0	0	1	0	0	4
Anderson	1-3	0-1	0-2	0-4	4	0	2	2	2	0	1	13
Dixon-Waters	0-1	0-0	0-0	0-3	3	1	0	0	0	0	0	10
Morgan	2-3	0-0	0-0	1-1	2	2	4	1	0	0	0	13
TEAM				2-2	4							
Totals	24-59	3-13	15-24	15-31	46	12	66	14	11	5	5	200

FG% 1st Half: 11-27 (.407) 2nd Half: 13-32 (.406) Game: 24-59 (.407)  
3FG% 1st Half: 2-7 (.286) 2nd Half: 1-6 (.167) Game: 3-13 (.231)  
FT% 1st Half: 4-6 (.667) 2nd Half: 11-18 (.611) Game: 15-24 (.625)

UC Irvine 36 25 - 61  
USC 28 38 - 66

Officials: Randy McCall, Nate Harris, Casey McClellan  
Technical fouls: None  
Attendance: 3,253

## game • twelve

Georgia Tech • 53  
No. 10 USC • 67

Dec. 18 • Footprint Center  
Phoenix, Ariz.

Boogie Ellis scored 16 points as No. 10 USC stayed perfect (12-0) in its start to the season with a 67-53 win against Georgia Tech at the Colangelo Classic in Phoenix on Dec. 18. Ellis scored in double figures for the first time in five games despite averaging 17.0 points in the Trojans' opening five contests. He also grabbed seven rebounds and was presented the game's Most Valuable Player award by tournament namesake Jerry Colangelo. The Trojans also had strong contributions from Chevez Goodwin (13 points and eight rebounds), and Ethan Anderson and Isaiah Mobley (11 points each). The Trojans pulled away at multiple points of the game thanks to 3-point shooting, making 9 of 19 treys for USC's best clip of the season at 47.1%. The Trojans had a cold start to the game and found themselves in an early 14-8 deficit but their' tough defense prevented further damage, holding the Yellow Jackets to a season-low 31.8% shooting all game. USC finally went on a 25-4 run later in the first half led by a 3-point barrage from Peterson, Anderson and Mobley. The burst gave USC a nine-point lead at halftime. Georgia Tech cut the lead within seven points with 6:13 remaining, but the Trojans closed out the game with 20-4 run. Michael Devoe scored a game-high 25 points for the Yellow Jackets.

## GEORGIA TECH • 53

Player	FG	3FG	FT	REB								
				O-D-TOT	F	TP	A	TO	B	S	MIN	
Usher	5-14	1-2	0-0	2-3	5	3	11	0	1	0	1	28
Moore, K.	1-3	0-0	0-0	5-3	8	4	2	2	1	0	1	26
Howard	0-0	0-0	1-2	1-2	3	1	1	0	2	0	0	20
Devoe	9-22	2-6	5-7	1-3	4	0	25	1	0	0	3	34
Smith	2-5	0-2	0-0	0-5	5	2	4	1	1	0	2	22
Sturdivant	2-6	1-4	0-0	0-1	1	1	5	0	1	0	0	21
Gilberia	0-2	0-0	0-0	0-5	5	1	0	0	0	1	0	9
Coleman	1-5	1-2	0-0	0-0	0	2	3	1	1	0	0	25
Kelly	1-7	0-3	0-0	0-0	0	2	2	0	0	0	0	15
TEAM				3-0	3							
Totals	21-64	5-19	6-9	12-22	34	16	53	5	7	1	7	200

FG% 1st Half: 10-30 (.333) 2nd Half: 11-34 (.324) Game: 21-64 (.328)  
3FG% 1st Half: 2-8 (.250) 2nd Half: 3-11 (.273) Game: 5-19 (.263)  
FT% 1st Half: 2-4 (.500) 2nd Half: 4-5 (.800) Game: 6-9 (.667)

## USC • 67

Player	FG	3FG	FT	REB								
				O-D-TOT	F	TP	A	TO	B	S	MIN	
Goodwin	4-7	0-0	5-6	3-5	8	0	13	1	1	0	0	26
Mobley	4-6	2-3	1-4	2-3	5	3	11	3	3	1	0	32
Ellis	7-14	0-3	2-2	0-7	7	1	16	2	3	0	0	37
Peterson	5-12	4-9	0-0	1-7	8	2	14	4	4	1	0	36
Anderson	4-8	3-4	0-0	0-3	3	1	11	2	0	0	1	32
Johnson	0-0	0-0	0-0	0-0	0	0	0	0	0	0	0	1
White	0-2	0-0	0-1	0-3	3	0	0	1	1	0	0	12
Dixon-Waters	0-1	0-0	0-0	1-1	2	0	0	0	1	0	0	11
Morgan	1-2	0-0	0-0	1-1	2	0	2	0	0	0	0	13
TEAM				1-3	4							
Totals	25-52	9-19	8-13	9-33	42	7	67	13	13	2	1	200

FG% 1st Half: 12-29 (.414) 2nd Half: 13-23 (.565) Game: 25-52 (.481)  
3FG% 1st Half: 6-13 (.462) 2nd Half: 3-6 (.500) Game: 9-19 (.474)  
FT% 1st Half: 3-4 (.750) 2nd Half: 5-9 (.556) Game: 8-13 (.615)

Georgia Tech 24 29 - 53  
USC 33 34 - 67

Officials: Rob Riley, Kipp Kissinger, Greg Nixon  
Technical fouls: None  
Attendance: 7,821



## game • thirteen

No. 7 USC • 77  
California • 63

Jan. 6 • Haas Pavilion  
Berkeley, Calif.

Isaiah Mobley scored 19 and Drew Peterson 17 as USC extended its season-opening winning streak to 13 and ended California's 9-game home winning streak with a 77-64 win at Haas Pavilion in Berkeley, Calif. on Jan. 6. USC had not played since Dec. 18 due to Covid-19 protocols, but showed no rust as it made 53.4 percent of its shots, outrebounded California 39-24 and outscored the Bears 50-14 on points in the paint. There were 10 lead changes and 6 ties in the first half, but USC took a 36-31 lead to the break and never looked back. USC made 64.3 percent of its shots in the second half (18 of 28), made 3 of 4 three-pointers and both free throws after the break. The Trojans also had just 3 turnovers in the second half and 9 for the game. Cal made 45.8 percent of its second-half shots to finish with a 40.7 field goal percentage, the first team all season shooting over 40 percent against USC. USC was the first team in 15 seasons to hold its first 12 opponents under 40 percent shooting. Boogie Ellis scored 14 points and Chevez Goodwin added 12 as USC pushed its winning streak against Cal to seven games. Grant Anticevich led Cal with 19 points. The Trojans matched their season-best free throw result by making 11 of 13 for a 84.6 shooting percentage from the charity stripe.

### USC • 77

Player	FG	3FG	FT	REB		F	TP	A	TO	B	S	MIN
				O-D-TOT	F							
Goodwin	6-9	0-0	0-0	2-2	4	1	12	1	0	1	1	25
Mobley	6-12	2-3	5-7	0-9	9	2	19	1	1	0	0	34
Ellis	5-9	0-2	4-4	0-4	4	4	14	2	2	0	0	34
Peterson	8-14	1-2	0-0	3-6	9	1	17	1	2	0	1	37
Anderson	1-4	0-1	0-0	2-2	4	1	2	3	2	0	0	26
Morgan	1-2	0-0	0-0	0-1	1	4	2	1	0	0	0	15
Agbonkpolo	3-4	1-2	0-0	0-4	4	2	7	0	1	0	0	15
White	1-4	0-0	2-2	1-1	2	0	4	1	1	0	1	11
Dixon-Waters	0-0	0-0	0-0	1-0	1	0	0	0	0	1	0	3
TEAM				1-0	1							
<b>Totals</b>	<b>31-58</b>	<b>4-10</b>	<b>11-13</b>	<b>10-29</b>	<b>39</b>	<b>15</b>	<b>77</b>	<b>10</b>	<b>9</b>	<b>2</b>	<b>3</b>	<b>200</b>

FG% 1st Half: 13-30 (.433) 2nd Half: 18-28 (.643) Game: 31-58 (.534)  
3FG% 1st Half: 1-6 (.167) 2nd Half: 3-4 (.750) Game: 4-10 (.400)  
FT% 1st Half: 9-11 (.818) 2nd Half: 2-2 (1.000) Game: 11-13 (.846)

### CALIFORNIA • 63

Player	FG	3FG	FT	REB		F	TP	A	TO	B	S	MIN
				O-D-TOT	F							
Kuany	0-2	0-1	4-6	2-1	3	2	4	1	2	2	1	18
Anticevich	7-16	2-5	3-3	0-4	4	2	19	1	1	0	0	36
Kelly	6-12	0-0	1-3	2-9	11	2	13	0	0	1	0	37
Brown	0-3	0-1	0-0	1-3	4	1	0	9	0	0	3	36
Shepherd	5-11	1-4	6-6	0-0	0	3	17	2	2	0	0	29
Foremann	0-2	0-2	0-0	0-1	1	1	0	0	1	0	0	8
Celestine	4-8	2-4	0-0	0-0	0	1	10	0	0	1	1	28
Hyder	0-0	0-0	0-0	0-0	0	0	0	0	1	0	0	2
Thiemann	0-0	0-0	0-0	1-0	1	1	0	0	1	0	0	5
Anyanwu	0-0	0-0	0-0	0-0	0	0	0	0	0	0	0	1
TEAM				0-0	0							
<b>Totals</b>	<b>22-54</b>	<b>5-17</b>	<b>14-18</b>	<b>6-18</b>	<b>24</b>	<b>13</b>	<b>63</b>	<b>13</b>	<b>8</b>	<b>4</b>	<b>5</b>	<b>200</b>

FG% 1st Half: 11-30 (.367) 2nd Half: 11-24 (.458) Game: 22-54 (.407)  
3FG% 1st Half: 2-8 (.250) 2nd Half: 3-9 (.333) Game: 5-17 (.294)  
FT% 1st Half: 7-8 (.875) 2nd Half: 7-10 (.700) Game: 14-18 (.778)

**USC** 36 41 - 77  
**California** 31 32 - 63

Officials: Michael Irving, Larry Spaulding, Jimmy Casas  
Technical fouls: None  
Attendance: 4,811

## game • fourteen

No. 5 USC • 69  
Stanford • 75

Jan. 11 • Maples Pavilion  
Palo Alto, Calif.

In its first game being ranked No. 5 since Dec. 30, 1974, the Trojans fell 75-69 at Stanford in Palo Alto, Calif. with a limited crowd of 100 due to Covid-19 restrictions and a 2 p.m. start on a Tuesday. The game was originally scheduled for Jan. 8, but was postponed due to health and safety protocols within the Stanford program. The game was tight throughout with neither team holding more than a 7-point lead and the game featuring 10 lead changes and 5 ties. USC held a 7-point lead with 1:56 remaining in the first half, but Stanford's Spencer Jones went on a personal 6-0 run in 36 seconds at the 1:28 mark to cut USC's lead to 33-32 at the break. The game went back and forth throughout the second half. With USC up 4 and just under 5 minutes remaining, Stanford went on a 9-1 run to take control of the game. USC was 1-for-6 from the floor and 4-for-8 from the free throw line in the final 5 minutes, while Stanford was 4-for-6 from the floor and 7-for-8 from the line. Stanford posted opponent high to date of 75 points, 43.9 field goal percentage and a 41.7 percent from three-point range, making 10 of 24 attempts. USC made 6 of 21 three-point attempts and shot 42.9 percent from the floor. Isaiah Mobley led USC with 16 points on 5 field goal attempts. Jones and Harrison Ingram led Stanford with 21 points each.

### USC • 69

Player	FG	3FG	FT	REB		F	TP	A	TO	B	S	MIN
				O-D-TOT	F							
Goodwin	5-8	0-0	1-2	1-4	5	4	11	1	0	1	0	21
Mobley	3-5	3-4	7-9	1-6	7	4	16	5	0	1	1	38
Agbonkpolo	3-8	0-5	3-4	0-2	2	3	9	1	1	1	2	25
Ellis	4-11	2-5	4-6	0-3	3	2	14	2	4	0	1	35
Peterson	1-3	1-3	3-6	0-3	3	2	6	1	3	1	1	33
White	0-2	0-1	0-0	0-0	0	1	0	0	1	0	0	3
Anderson	2-6	0-2	0-1	0-4	4	1	4	2	2	0	0	19
Dixon-Waters	0-1	0-1	2-2	0-3	3	0	2	0	0	0	0	7
Morgan	3-5	0-0	1-2	1-4	5	2	7	0	0	4	0	19
TEAM				1-0	1							
<b>Totals</b>	<b>21-49</b>	<b>6-21</b>	<b>21-32</b>	<b>4-29</b>	<b>33</b>	<b>19</b>	<b>69</b>	<b>12</b>	<b>11</b>	<b>8</b>	<b>5</b>	<b>200</b>

FG% 1st Half: 13-30 (.433) 2nd Half: 8-19 (.421) Game: 21-49 (.429)  
3FG% 1st Half: 4-13 (.308) 2nd Half: 2-8 (.250) Game: 6-21 (.286)  
FT% 1st Half: 3-4 (.750) 2nd Half: 18-28 (.643) Game: 21-32 (.656)

### STANFORD • 75

Player	FG	3FG	FT	REB		F	TP	A	TO	B	S	MIN
				O-D-TOT	F							
Delaire	1-6	0-1	4-7	1-4	5	3	6	0	2	0	2	22
Jones	8-15	3-8	2-2	0-2	2	3	21	1	2	0	3	28
Keefe	3-5	0-0	2-3	0-3	3	1	8	0	1	3	1	26
Ingram	6-11	3-5	6-7	0-5	10	2	21	2	0	0	1	33
O'Connell	1-5	0-1	1-2	0-1	1	3	3	7	1	0	0	24
Silva	1-3	0-1	0-0	0-0	0	1	2	3	3	0	1	16
Murrell	0-0	0-0	0-0	0-2	2	2	0	0	0	0	0	6
Taitz	2-6	2-4	0-0	0-3	3	2	6	3	0	0	1	19
Angel	3-6	2-4	0-0	0-2	2	4	8	0	2	0	1	15
Beskind	0-0	0-0	0-0	0-0	0	1	0	0	0	0	0	0+
Kisunas	0-0	0-0	0-0	0-2	2	2	0	1	0	0	0	11
TEAM				1-1	2							
<b>Totals</b>	<b>25-57</b>	<b>10-24</b>	<b>15-21</b>	<b>7-25</b>	<b>32</b>	<b>24</b>	<b>75</b>	<b>16</b>	<b>11</b>	<b>3</b>	<b>10</b>	<b>200</b>

FG% 1st Half: 11-28 (.393) 2nd Half: 14-29 (.483) Game: 25-57 (.439)  
3FG% 1st Half: 5-12 (.417) 2nd Half: 5-12 (.417) Game: 10-24 (.417)  
FT% 1st Half: 5-7 (.714) 2nd Half: 10-14 (.714) Game: 15-21 (.714)

**USC** 33 36 - 69  
**Stanford** 32 43 - 75

Officials: David Hall, Michael Greenstein, Jim Schipper  
Technical fouls: USC - None, Stanford - Ingram  
Attendance: 100

## game • fifteen

Oregon State • 71  
No. 5 USC • 81

Jan. 13 • Galen Center  
Los Angeles, Calif.

USC scored the final 11 points to overcome a hot-shooting Oregon State team and earn a 81-71 win at the Galen Center on Jan. 13. Due to Covid-19 restriction, fans were not allowed, other than a spattering of friends and family. USC took its first lead of the game at 57-56 with 10:33 remaining in the game, after trailing 42-37 at the half and by 10 points early into the second half. The Beavers, who shot 43.5 percent for the game, made 57.7 percent of their shots in the first half and 33.3 percent in the second half. OSU was hot from beyond the arc all night, making an opponent-high 52.9 percent from 3-point range. Chevez Goodwin led the USC comeback with 20 points and 12 rebounds. He had 9 offensive rebounds, the most by a Trojan since Taj Gibson had 10 on Nov. 20, 2008 vs. Seton Hall. Trailing 41-51 at the 16:49 mark of the second half, USC went on a 24-8 run over the next 7:39 to go up 65-59, punctuated on a 3-pointer by Reese Dixon-Waters who scored 7 points in that stretch. OSU didn't go away though as Jared Lucas hit back-to-back 3-pointers to tie the game. After a Goodwin dunk and a Drew Peterson 3-pointer gave USC a 70-67 lead, OSU scored the next 4 points to make it 71-70 OSU with 3:55 remaining. Isaiah Mobley scored the next 6 points to lead USC's 11-0 run to end the game. Peterson added 17 points, 7 rebounds and 4 assists. Lucas led OSU with 27 points, making 6 of 10 three-pointers.

### OREGON STATE • 71

Player	FG	3FG	FT	REB		F	TP	A	TO	B	S	MIN
				O-D-TOT	F							
Alatishe	7-12	1-1	0-0	4-4	8	5	15	1	3	1	0	17
Silva	1-4	0-0	1-3	2-3	5	2	3	1	2	0	0	28
Lucas	9-16	6-10	3-4	3-1	4	2	27	0	3	0	2	36
Akanno	1-1	1-1	0-0	0-3	3	3	3	1	3	0	1	16
Davis	5-10	0-1	1-4	1-2	3	1	11	7	1	0	3	37
Callo	1-8	1-3	0-0	0-4	4	5	3	1	1	0	2	19
Malone-Key	0-5	0-0	3-4	0-1	1	1	3	1	0	0	0	13
Johnson	0-1	0-0	0-0	1-1	2	1	0	0	0	0	0	2
Taylor Jr.	1-2	0-1	0-0	0-1	1	2	1	2	1	0	0	19
Rand	2-3	0-0	0-0	1-3	4	2	4	0	0	4	1	13
TEAM				1-1	2							
<b>Totals</b>	<b>27-62</b>	<b>9-17</b>	<b>8-15</b>	<b>13-24</b>	<b>37</b>	<b>23</b>	<b>71</b>	<b>13</b>	<b>14</b>	<b>5</b>	<b>9</b>	<b>200</b>

FG% 1st Half: 15-26 (.577) 2nd Half: 12-36 (.333) Game: 27-62 (.435)  
3FG% 1st Half: 6-9 (.667) 2nd Half: 3-8 (.375) Game: 9-17 (.529)  
FT% 1st Half: 6-8 (.750) 2nd Half: 2-7 (.286) Game: 8-15 (.533)

### USC • 81

Player	FG	3FG	FT	REB		F	TP	A	TO	B	S	MIN
				O-D-TOT	F							
Goodwin	9-14	0-0	2-7	9-3	12	3	20	0	1	0	0	34
Mobley	3-10	1-4	4-6	0-7	7	1	11	4	3	4	2	33
Ellis	5-13	3-8	1-2	0-4	4	1	14	2	2	0	2	33
Peterson	5-12	3-6	4-4	1-6	7	0	17	4	1	0	0	36
Anderson	2-5	0-1	1-1	2-0	2	5	5	2	1	0	1	15
Johnson	0-1	0-1	0-0	0-1	1	1	0	1	1	0	0	4
White	1-1	1-1	0-0	0-0	0	2	3	0	0	0	0	7
Dixon-Waters	1-4	1-2	6-6	1-0	1	1	9	1	0	1	0	18
Agbonkpolo	0-3	0-1	0-0	1-2	3	1	0	0	0	0	0	13
Morgan	1-2	0-0	0-1	3-1	4	0	2	0	1	0	0	7
TEAM				1-1	2							
<b>Totals</b>	<b>27-65</b>	<b>9-24</b>	<b>18-27</b>	<b>18-25</b>	<b>43</b>	<b>15</b>	<b>81</b>	<b>14</b>	<b>10</b>	<b>5</b>	<b>5</b>	<b>200</b>

FG% 1st Half: 12-31 (.387) 2nd Half: 15-34 (.441) Game: 27-65 (.415)  
3FG% 1st Half: 6-15 (.400) 2nd Half: 3-9 (.333) Game: 9-24 (.374)  
FT% 1st Half: 7-12 (.583) 2nd Half: 11-15 (.733) Game: 18-27 (.667)



## game • sixteen

Oregon • 79  
No. 5 USC • 69Jan. 15 • Galen Center  
Los Angeles, Calif.

Boogie Ellis and Isaiah Mobley scored 18 points each, but No. 5 USC suffered its second loss of the season, falling 79-69 to Oregon at the Galen Center on Jan. 15. Oregon led wire-to-wire and by as many as 18 points early in the second half. After USC closed to within 5 points late in the first half, Oregon closed the half with a 13-2 blitz, punctuated by a 3-pointer by Eric Williams Jr. at the buzzer to go into the break up 45-29. USC got as close as 9 points with just under 5 minutes remaining, but got no closer. USC made 41.7 percent of its shots, while allowing Oregon to make an opponent high of 50 percent, the first team all season to make 50 percent of its shots against the Trojans and the 79 points scored were an opponent high to date. USC did not do any better in its three-point defense at the Ducks made 47.6 percent from beyond the arc. USC turned things around in the second half, outscoring Oregon 40-34 and outshooting them from the field. USC committed 13 turnovers in the game and was outscored 22-11 on points off turnovers and was beaten 15-3 on fastbreak points. USC did grab 15 offensive rebounds and outscored the Ducks 21-4 on second chance points. Oregon guard Will Richardson scored a career-high 28 points and made a season-high 5 3-pointers on 8 attempts.

## OREGON • 79

Player	FG	3FG	FT	REB		F	TP	A	TO	B	S	MIN
				O-D-TOT								
Guerrier	1-6	1-2	0-0	1-5	6	4	3	0	1	0	0	19
Dante	6-7	0-0	0-0	4-3	7	2	12	1	2	2	1	26
Richardson	9-15	5-8	5-8	1-3	4	3	28	4	0	0	2	33
Harmon	6-11	2-4	2-2	0-3	3	2	16	3	2	0	1	36
Young	2-11	0-3	4-6	0-1	1	2	8	4	3	0	1	34
Williams Jr.	3-6	2-4	0-0	1-2	3	2	8	1	1	0	1	29
Keprang	2-2	0-0	0-2	1-2	3	3	4	0	1	4	0	14
Soares	0-0	0-0	0-0	0-2	2	1	0	0	0	0	0	9
TEAM				0-3	3							
Totals	29-58	10-21	11-18	8-24	32	19	79	13	10	6	6	200

FG% 1st Half: 17-30 (.567) 2nd Half: 12-28 (.429) Game: 29-58 (.500)  
 3FG% 1st Half: 7-11 (.636) 2nd Half: 3-10 (.300) Game: 10-21 (.476)  
 FT% 1st Half: 4-5 (.800) 2nd Half: 7-13 (.538) Game: 11-18 (.611)

## USC • 69

Player	FG	3FG	FT	REB								
				O-D-TOT	F	TP	A	TO	B	S	MIN	
Goodwin	3-6	0-0	1-2	4-3	7	3	7	1	2	0	1	28
Mobley	5-9	2-5	6-9	3-6	9	3	18	4	1	1	0	39
Agbonkpolo	2-4	0-2	0-0	0-5	5	2	4	1	2	0	0	19
Ellis	7-21	4-10	0-2	0-0	0	2	18	3	1	0	0	35
Peterson	3-6	2-3	2-2	1-5	6	4	10	1	2	0	1	29
Anderson	3-7	0-2	2-3	1-3	4	1	8	1	1	0	0	18
Dixon-Waters	0-1	0-1	0-0	0-0	0	0	0	0	0	0	0	11
Morgan	1-2	0-0	0-0	1-0	1	1	2	0	0	0	0	9
White	1-2	0-1	0-0	0-1	1	1	2	0	2	1	1	3
Johnson	0-2	0-0	0-0	1-0	1	0	0	1	0	0	1	9
TEAM				4-0					2			
Totals	25-60	8-24	11-18	15-23	38	17	69	12	13	2	4	200

FG% 1st Half: 11-29 (.379) 2nd Half: 14-31 (.452) Game: 25-60 (.417)  
 3FG% 1st Half: 5-13 (.385) 2nd Half: 3-11 (.273) Game: 8-24 (.333)  
 FT% 1st Half: 2-4 (.500) 2nd Half: 9-14 (.643) Game: 11-18 (.611)

Oregon 45 34 - 79  
 USC 29 40 - 69

Officials: Randy McCall, D.G. Nelson, Wilson Holland  
 Technical fouls: USC - None, Oregon - None  
 Attendance: 0

## game • seventeen

No. 16 USC • 61  
Colorado • 58Jan. 20 • CU Events Center  
Boulder, Colo.

Chevez Goodwin scored all 14 of his points in the second half and USC held Colorado to one field goal in the final 6:41 to earn a gritty 61-58 victory at the CU Events Center on Jan. 20. The win snapped USC's 7-game losing streak to Colorado. Goodwin also grabbed a career-high 18 rebounds, the most by a Trojan since Nick Rakocovic also had 18 on Nov. 11, 2018 vs. Vanderbilt. The game featured 13 lead changes and eight ties and was close throughout with neither side taking more than a 7-point lead. Trailing by its biggest deficit of the game at 50-45 with 6:41 remaining, the Trojan defense held the Buffaloes without a field goal until a harmless floater by Keeshawn Barthelemy just before the buzzer, snapping an 0-for-8 skid from the floor. Max Agbonkpolo began the comeback with a putback, followed by a CU turnover and a Goodwin free throw. After an Agbonkpolo block, Isaiah Mobley finished a baseline drive with a dunk and the Trojans had tied it at 50-all. USC took the lead for good at 55-53 with 2:14 remaining on a Goodwin layup. Goodwin made 1 of 2 FT and Agbonkpolo 3 of 4 down the stretch to close it out. USC held Colorado to 31.4 percent shooting, but the Buffs made 7 of 15 from 3-point range (46.7 percent). USC outrebounded Colorado 47-32 and outscored them 38-12 on points in the paint.

## USC • 61

Player	FG	3FG	FT	REB		F	TP	A	TO	B	S	MIN
				O-D-TOT								
Goodwin	6-17	0-0	2-5	7-11	18	4	14	0	4	3	0	29
Mobley	5-13	1-4	2-2	1-5	6	2	13	3	2	2	2	35
Ellis	4-7	0-1	3-3	0-1	1	4	11	2	3	0	0	25
Peterson	1-7	0-2	0-0	0-4	3	2	2	1	0	2	27	
Anderson	2-5	1-1	0-0	2-0	2	1	5	0	1	0	0	26
Dixon-Waters	1-3	0-1	0-0	2-0	2	1	2	0	1	0	0	11
Morgan	0-3	0-0	0-0	1-0	1	2	0	0	1	1	0	11
White	1-2	1-2	0-0	1-2	3	1	3	1	1	0	1	11
Johnson	0-0	0-0	0-0	0-0	0	1	0	0	1	0	2	7
Agbonkpolo	3-5	0-1	5-7	1-4	5	1	11	0	0	1	2	18
TEAM				3-2	5					1		
Totals	23-62	3-12	12-17	18-29	47	21	61	8	16	7	9	200

FG% 1st Half: 9-30 (.300) 2nd Half: 14-32 (.438) Game: 23-62 (.371)  
 3FG% 1st Half: 2-5 (.400) 2nd Half: 1-7 (.143) Game: 3-12 (.250)  
 FT% 1st Half: 5-6 (.833) 2nd Half: 7-11 (.636) Game: 12-17 (.706)

## COLORADO • 58

Player	FG	3FG	FT	REB		F	TP	A	TO	B	S	MIN
				O-D-TOT								
Walker	3-9	2-3	5-6	1-7	8	2	13	1	5	0	3	28
Batley	3-10	0-1	4-6	2-6	8	2	10	3	1	1	0	34
da Silva	3-8	2-3	2-4	1-0	1	4	10	0	1	0	1	33
Barthelemy	3-11	0-3	3-3	0-0	0	1	9	2	1	0	1	25
Clifford	2-5	1-2	0-0	0-7	7	3	5	2	3	2	0	34
Simpson	1-4	1-2	4-4	1-0	1	3	7	2	2	0	0	22
Lovering	0-3	0-0	0-0	0-0	0	1	0	0	0	0	0	6
O'Brien	1-1	1-1	0-0	1-3	4	1	3	0	1	0	0	15
Hammond III	0-0	0-0	1-2	1-0	1	1	1	0	0	0	1	3
TEAM				1-1	2				2			
Totals	16-51	7-15	19-25	8-24	32	18	58	10	16	3	6	200

FG% 1st Half: 6-20 (.300) 2nd Half: 10-31 (.323) Game: 16-51 (.314)  
 3FG% 1st Half: 2-7 (.286) 2nd Half: 5-8 (.625) Game: 7-15 (.467)  
 FT% 1st Half: 11-15 (.733) 2nd Half: 8-10 (.800) Game: 19-25 (.760)

USC 25 36 - 61  
 Colorado 25 33 - 58

Officials: Tony Padilla, Chris Rastatter, Frank Harvey III  
 Technical fouls: USC - Enfield, Colorado - None  
 Attendance: 7,475

## game • eighteen

No. 16 USC • 79  
Utah • 67Jan. 22 • Huntsman Center  
Salt Lake City, Utah

Drew Peterson made a season-best five 3-pointers and scored a season-best 23 points to help lead No. 16 USC to a 79-67 win at Utah on Jan. 22. USC improved to 16-2, the best start by a Trojan team since the 1971 season. The win completed the tough Mountain schools road trip sweep, only the second time for the Trojans since the schools joined the conference in 2011. USC defeated Colorado, 61-58, in Boulder on Thursday. Peterson was 5-for-5 from 3-point range which tied for the third most makes without a miss from beyond the arc by a Trojan. He was 9 of 10 from the field overall and also grabbed seven rebounds. Boogie Ellis had 18 points and Isaiah Mobley scored 10 with six boards and five assists. USC jumped out to a 14-point lead behind 12 first-half points by Ellis, but Utah finished the half on a 13-4 run to make it 35-30 at the break. USC responded with a 21-8 run after the break to take control of the game. USC made 50.9 percent of its shots, while holding Utah to 36.1 percent shooting. USC outrebounded Utah 42-31, outscored them 40-20 on points in the paint and 15-6 on second chance points. Gabe Madsen led Utah with five 3-pointers made and a career-best 20 points scored. USC had 18 assists, it most since having a season-best 23 vs. Long Beach State on Dec. 13.

## USC • 79

Player	FG	3FG	FT	REB								
				O	D	TOT	F	TP	A	TO	B	S
Goodwin	4-6	0-0	1-2	1-3	4	4	9	0	4	1	1	25
Mobley	4-8	0-3	2-3	0-6	6	0	10	5	2	1	0	33
Agbonkpolo	3-9	1-4	0-0	1-2	3	3	7	0	0	0	0	21
Ellis	4-9	2-5	8-8	0-4	4	4	18	4	1	0	1	25
Peterson	9-10	5-5	0-2	2-5	7	0	23	2	3	1	1	36
Johnson	0-2	0-1	0-0	0-1	1	0	0	2	0	1	0	8
Thomas	0-0	0-0	0-0	0-0	0	0	0	0	0	0	0	1
White	1-3	0-1	1-3	2-1	3	0	3	0	0	0	0	13
Anderson	1-5	0-0	0-2	0-2	2	0	2	0	1	0	1	16
Dixon-Waters	2-2	1-1	0-0	0-1	1	1	5	2	2	0	0	9
Morgan	1-3	0-0	0-0	3-3	6	2	2	3	0	0	1	13
TEAM				3-2	5							
Totals	29-57	9-20	12-20	12-30	42	14	79	18	13	4	5	200

FG% 1st Half: 12-28 (.429) 2nd Half: 17-29 (.586) Game: 29-57 (.509)  
 3FG% 1st Half: 5-9 (.556) 2nd Half: 4-11 (.364) Game: 9-20 (.450)  
 FT% 1st Half: 6-7 (.857) 2nd Half: 6-13 (.462) Game: 12-20 (.600)

## UTAH • 67

Player	FG	3FG	FT	REB								
				O-D-TOT	F	TP	A	TO	B	S	MIN	
Battin	1-4	1-2	0-0	0-0	0	2	3	1	1	0	0	16
Marhorcic	3-8	0-0	3-4	1-4	5	2	9	2	0	1	0	24
Anthony	2-7	1-2	2-2	1-4	5	1	7	2	1	1	1	21
Stefanovic	3-12	0-5	4-4	2-2	4	4	10	3	1	1	0	31
Worster	1-4	0-0	2-2	0-3	3	1	4	6	3	0	0	23
Thioune	1-3	0-0	0-0	1-3	4	2	2	0	1	0	1	10
Jenkins Jr.	0-1	0-0	0-0	0-0	0	1	0	0	1	0	0	3
Gach	2-3	0-0	0-0	0-2	2	1	4	0	2	0	0	17
Brenchley	1-2	0-0	0-0	2-1	3	1	2	1	0	0	0	16
Ballstaedt	2-5	2-3	0-0	0-0	0	1	6	1	0	0	0	16
Madsen	6-12	5-11	3-3	0-1	1	3	20	0	0	0	1	23
TEAM				2-2	4							
Totals	22-61	9-23	14-15	9-22	31	19	67	16	10	3	3	200

FG% 1st Half: 10-39 (.345) 2nd Half: 12-32 (.375) Game: 22-61 (.361)  
 3FG% 1st Half: 5-11 (.455) 2nd Half: 4-12 (.333) Game: 9-23 (.391)  
 FT% 1st Half: 5-6 (.833) 2nd Half: 9-9 (1.000) Game: 14-15 (.933)

USC 35 44 - 79  
 Utah 30 37 - 67

Officials: Larry Spaulding, Chuck Jones, Scott Brown  
 Technical fouls: USC - None, Utah - None  
 Attendance: 7,846



## game • nineteen

Arizona State • 56  
No. 15 USC • 78

Jan. 24 • Galen Center  
Los Angeles, Calif.

Drew Peterson led USC with 16 points and Max Agbonkpolo, Chevez Goodwin and Isaiah Mobley each scored 12 as USC rallied to beat Arizona State, 78-56, at the Galen Center on Jan. 24. USC was also boosted off the bench by Reese Dixon-Waters' 8 points and Kobe Johnson's 5 assists. USC started 3-for-16 from the floor and trailed 22-10 14 minutes into the game, but went on a 16-0 run at the point, beginning with back-to-back 3-pointers by Dixon-Waters and Mobley twice. As the second Mobley 3-pointer swished through it was tied at 22-all with 4:25 remaining in the half. USC still scored the next 4 points before a jumper by Jalen Graham stopped the run. USC scored the next five, including a 3-pointer just before the buzzer by Johnson to give USC a 31-24 lead at the break. USC built the lead to as many as 25 points in the 2nd half. USC more than doubled ASU on the boards (49-24) and outscored them 36-6 off the bench. Despite its slow start, USC made 45.8 percent of its shots and held ASU to 34.4 percent shooting. The game was played before limited fans as Covid-19 restrictions were scaled back. Shortly after the game was over, a bomb threat was called in and the remaining people in the arena were evacuated.

### ARIZONA STATE • 56

Player	FG	3FG	FT	REB				F	TP	A	TO	B	S	MIN
				O-D	TOT	F	T							
Graham	7-14	0-1	1-1	3-4	7	3	15	2	2	0	3	34		
Gaffney	0-2	0-2	0-0	1-4	5	4	0	1	0	2	0	26		
Boakye	0-1	0-0	0-0	1-1	2	4	0	0	0	1	0	15		
Horne	5-15	3-10	1-1	0-1	1	3	14	2	3	0	3	34		
Jackson	8-18	5-12	0-0	0-3	3	1	21	1	2	0	1	36		
Muhammad	2-9	0-2	2-3	2-2	4	3	6	2	0	0	1	23		
Hurley	0-0	0-0	0-0	0-0	0	0	0	0	0	0	0	1		
Burno	0-0	0-0	0-0	0-0	0	0	0	0	0	0	0	1		
Olmsted	0-0	0-0	0-0	0-0	0	0	0	0	0	0	0	1		
Neal	0-5	0-3	0-0	0-1	1	0	0	2	0	0	1	29		
TEAM				0-1	1					1				
Totals	22-64	8-30	4-5	7-17	24	18	56	10	8	3	9	200		
FG%	1st Half: 10-35 (.286)			2nd Half: 12-29 (.414)			Game: 22-64 (.344)							
3FG%	1st Half: 3-14 (.214)			2nd Half: 5-16 (.313)			Game: 8-30 (.267)							
FT%	1st Half: 1-1 (1.000)			2nd Half: 3-4 (.750)			Game: 4-5 (.800)							

FG% 1st Half: 10-35 (.286) 2nd Half: 12-29 (.414) Game: 22-64 (.344)  
3FG% 1st Half: 3-14 (.214) 2nd Half: 5-16 (.313) Game: 8-30 (.267)  
FT% 1st Half: 1-1 (1.000) 2nd Half: 3-4 (.750) Game: 4-5 (.800)

### USC • 78

Player	FG	3FG	FT	REB		F	TP	A	TO	B	S	MIN
				O-D-TOT								
Goodwin	5-8	0-0	2-3	2-6	8	2	12	2	2	0	0	21
Mobley	4-9	2-4	2-2	3-4	7	0	12	2	1	0	1	29
Ellis	1-9	0-4	0-0	1-1	2	1	2	2	1	0	0	20
Peterson	6-8	2-3	2-4	1-7	8	1	16	2	3	0	1	27
Anderson	0-2	0-0	0-0	2-2	4	1	0	1	3	1	0	18
Johnson	1-2	1-2	0-0	0-3	3	2	3	5	1	1	1	19
Thomas	0-0	0-0	1-2	0-0	0	1	1	0	0	0	1	3
White	1-3	0-1	4-4	0-2	2	1	6	1	1	0	1	14
Coulibaly	1-2	0-0	1-2	2-1	3	2	3	1	0	1	0	8
Brooker	0-0	0-0	0-0	0-0	0	0	0	0	0	0	0	1
Dixon-Waters	2-5	2-3	2-2	1-1	2	0	8	1	2	0	0	18
Agbonkpolo	5-9	2-3	0-0	3-3	6	0	12	0	2	0	0	16
Hornery	0-1	0-1	0-0	0-0	0	0	0	0	0	0	1	4
Parris	0-0	0-0	0-0	0-0	0	1	0	0	0	0	0	1
Ross	1-1	1-1	0-0	0-2	2	0	3	0	0	0	0	1
TEAM				0-2	2							
Totals	27-59	10-22	14-19	15-34	49	12	78	17	16	3	6	200

FG% 1st Half: 11-28 (.393) 2nd Half: 16-31 (.516) Game: 27-59 (.458)  
3FG% 1st Half: 6-14 (.429) 2nd Half: 4-8 (.500) Game: 10-22 (.455)  
FT% 1st Half: 3-5 (.600) 2nd Half: 11-14 (.786) Game: 14-19 (.737)

Arizona State 24  
USC 31

32  
47

-  
-

56  
78

Officials: D.G. Nelson, Mike Scypfers, Michael Irving  
Technical fouls: ASU - None, USC - Goodwin  
Attendance: 2,438

## game • twenty

Stanford • 64  
No. 15 USC • 61

Jan. 27 • Galen Center  
Los Angeles, Calif.

Drew Peterson led the Trojans with 14 points, but USC lost for the second time this season to Stanford, this time 64-61 at the Galen Center on Jan. 27. Stanford jumped out to a 14-5 lead by making 5 of its first 7 shots, including 4-for-4 from 3-point range five minutes into the game. Stanford made its first five 3-point shots in the half. USC finished the first half on a 15-2 run to take a 34-28 lead into the break. Stanford held USC to a season-low 27 points in the 2nd half to earn the victory. The Cardinal scored the first 6 points after the break to tie it, but did not take the lead until a jumper by Spencer Jones with 5:06 left gave them a 56-55 lead. After a missed dunk by Boogie Ellis, a pair of buckets from James Keefe and Brandon Angel pushed the lead to 60-55. USC responded with a jumper by Max Agbonkpolo and a 3-pointer from the corner by Peterson to tie the score at 60 with 55 seconds left. After a TO, Harrison Ingram drove right down the lane for a layin and a 62-60 lead. Isaiah Mobley was fouled on an attempted putback with 14 seconds left, but made just one of two FT and Stanford closed out the game with a pair of FT by Angel. Stanford made 50 percent of its shots in the 2nd half and 42.6 percent for the game. Stanford defeated USC 29-27 on rebounds and 26-22 on points in the paint. The Cardinal outscored USC 18-4 on points in the paint in the second half.

### STANFORD • 64

Player	FG	3FG	FT	REB				F	TP	A	TO	B	S	MIN
				O-D	TOT	F	T							
Delaire	6-15	2-3	0-0	0-4	4	0	14	1	1	0	0	0	21	
Jones	3-5	2-3	2-3	1-4	5	2	10	1	0	0	1	24		
Keefe	2-2	0-0	0-0	4-2	6	1	4	1	0	0	1	25		
Ingram	4-10	2-6	2-2	1-2	3	1	12	5	0	0	1	36		
O'Connell	3-7	2-2	0-0	0-3	3	4	8	4	0	0	0	31		
Silva	2-5	1-1	0-0	0-2	2	1	5	0	1	0	3	17		
Murrell	0-1	0-1	3-4	1-0	1	0	3	0	2	1	0	8		
Angel	3-7	0-4	2-2	0-0	0	1	8	2	1	0	0	26		
Kisunas	0-0	0-0	0-0	0-0	0	2	0	0	0	0	0	3		
Raynaud	0-2	0-1	0-0	0-2	2	1	0	2	1	0	0	9		
TEAM				2-1	3					3				
Totals	23-54	9-21	9-11	9-20	29	13	64	16	9	1	6	200		

FG% 1st Half: 9-26 (.346) 2nd Half: 14-28 (.500) Game: 23-54 (.426)  
3FG% 1st Half: 5-9 (.556) 2nd Half: 4-21 (.333) Game: 9-21 (.429)  
FT% 1st Half: 5-6 (.833) 2nd Half: 4-5 (.800) Game: 9-11 (.818)

### USC • 61

Player	FG	3FG	FT	REB								
				O-D-TOT	F	TP	A	TO	B	S	MIN	
Goodwin	2-4	0-0	0-0	0-1	3	4	0	3	1	0	23	
Mobley	3-8	1-4	2-3	1-6	7	3	9	9	3	0	1 35	
Agbonkpolo	4-8	1-3	0-0	2-2	4	9	0	3	0	0	23	
Ellis	4-6	3-4	0-0	0-2	2	1	11	2	1	0	0 34	
Peterson	4-11	3-3	3-3	3-4	7	0	14	4	2	1	2 36	
Johnson	3-5	0-2	0-0	1-3	4	1	6	1	0	1	1 12	
White	1-3	0-2	3-4	0-0	0	0	5	0	0	0	1 10	
Coulibaly	0-0	0-0	0-0	0-1	1	0	0	0	0	0	0 1	
Anderson	0-1	0-0	0-0	0-0	0	1	0	0	0	0	0 8	
Dixon-Waters	1-3	1-3	0-0	0-1	1	1	3	1	1	1	0 18	
TEAM				0-0	0				1			
Totals	22-49	9-21	8-10	7-20	27	14	61	17	14	4	5 200	

FG% 1st Half: 13-26 (.500) 2nd Half: 9-23 (.391) Game: 22-49 (.449)  
3FG% 1st Half: 4-11 (.364) 2nd Half: 5-10 (.500) Game: 9-21 (.429)  
FT% 1st Half: 4-4 (1.000) 2nd Half: 4-6 (.667) Game: 8-10 (.800)

Stanford 28  
USC 34

36  
27

-  
-

64  
61

Officials: Randy McCall, Eric Curry, Lewis Garrison  
Technical fouls: None  
Attendance: 4,148

## game • twenty-one

California • 72  
No. 15 USC • 79

Jan. 29 • Galen Center  
Los Angeles, Calif.

Isaiah Mobley scored a career-high 24 points and Boogie Ellis had a season-best 21 to power USC to a 79-72 win over California at the Galen Center on Jan. 29. Ellis made 8 of 10 shots, including both from 3-point range. Despite Cal posting its second-best shooting day of the season of 50 percent and being just the second USC opponent make half of its shots, the Trojans stormed back from an early 11-point deficit. California jumped out to a 20-9 lead 8 minute in, including 2-for-2 from 3-point range. USC outscored the Golden Bears 32-15 the rest of the half to lead 41-35 at the break. The Trojans led the entire second half, but did not put Cal away until late in the game. USC led 67-60 with 4:46 remaining, but Cal scored 5-straight points to cut it to 67-65 with 3:16 remaining. Mobley then hit a turnaround in the lane and Ellis converted a 3-point play with a layup and foul shot to up the lead to 7 again. Max Agbonkpolo hit one of two FTs and Drew Peterson 4-straight to close out the game. USC had just four turnovers, its fewest in a game since having 3 at UCLA on Feb. 28, 2019. USC outscored the Bears 16-2 on fastbreak points. USC tied a season high in makes from the FT line, going 21-for-28. Chevez Goodwin added 10 points for the Trojans and Ethan Anderson had four points and a team-best 5 assists without a turnover.

### CALIFORNIA • 72

Player	FG	3FG	FT	REB		F	TP	A	TO	B	S	MIN
				O-D-TOT								
Kuany	2-2	1-1	2-2	1-3	4	3	7	1	1	0	1	26
Kelly	6-8	0-0	0-0	0-5	5	2	12	2	0	0	0	23
Alajiki	1-3	0-1	0-0	0-3	3	2	2	1	1	0	0	18
Shepherd	4-7	1-3	3-4	0-2	2	3	12	0	3	0	0	29
Celestine	4-10	3-3	1-2	1-4	5	4	12	2	0	1	1	36
Anticevich	3-13	0-1	2-2	3-4	7	4	8	1	0	1	0	31
Brown	3-4	0-1	0-0	0-0	0	5	6	1	1	0	1	14
Thiemann	0-0	0-0	0-0	0-0	0	0	0	0	0	0	0	6
Foreman	5-8	3-5	0-1	1-0	1	1	13	1	1	0	0	12
Roberson	0-1	0-1	0-0	0-0	0	1	0	0	0	0	0	5
TEAM				0-1	1				3			
Totals	28-56	8-16	8-11	6-22	28	25	72	9	10	2	3	200

FG% 1st Half: 14-26 (.538) 2nd Half: 14-30 (.467) Game: 28-56 (.500)  
3FG% 1st Half: 4-7 (.571) 2nd Half: 4-9 (.444) Game: 8-16 (.500)  
FT% 1st Half: 3-4 (.750) 2nd Half: 5-7 (.714) Game: 8-11 (.727)

### USC • 79

Player	FG	3FG	FT	REB		F	TP	A	TO	B	S	MIN
				O-D-TOT								
Goodwin	5-8	0-0	0-0	1-3	4	4	10	0	0	0	0	19
Mobley	9-21	1-5	5-6	2-4	6	2	24	2	0	2	0	34
Ellis	8-10	2-2	3-3	0-2	2	2	21	0	1	0	0	37
Peterson	1-4	0-2	5-6	0-3	3	0	7	3	1	1	1	24
Anderson	2-3	0-1	0-1	0-0	0	3	4	5	0	0	0	30
Johnson	0-0	0-0	0-0	0-0	0	0	0	0	1	0	0	6
Agbonkpolo	2-7	1-5	1-2	1-2	3	1	6	0	1	0	1	14
Coulibaly	0-0	0-0	0-0	0-0	0	0	0	0	0	0	0	2
Dixon-Waters	0-2	0-1	4-6	1-2	3	1	4	1	0	0	1	14
White	0-1	0-1	3-4	2-3	5	2	3	0	0	0	0	20
TEAM					2	2						
Totals	27-56	4-17	21-28	9-19	28	15	79	11	4	3	3	200



## game • twenty-two

No. 19 USC • 58  
Arizona State • 53

Feb. 3 • Desert Financial Arena  
Tempe, Ariz.

Boogie Ellis scored USC's final seven points to finish with 21 to lead the Trojans to a 58-53 win at Arizona State in Tempe, Ariz. on Feb. 3. USC trailed by 8 points with 11 minutes remaining, but finished the game on a 26-13 run to earn a tough road win. After Isaiah Mobley hit a layup to tie the score at 51, Boogie Ellis made 5 of 6 FTs and ended the game with an emphatic dunk for the 5-point win. Mobley finished with 12 points and 9 rebounds. Defense ruled as USC held ASU to 32.8 percent shooting and itself was held to a season-low 30 percent from the field. USC jumped out to a 14-2 lead 5 minutes into the game, only to make 3 of its 21 shots the rest of the half to lead 26-24 at the break. USC 6 of 12 3-point attempts in the game and held ASU to 3 of 21 from beyond the arch. ASU forwards Jalen Graham and Kimani Lawrence combined to score 25 of the Sun Devils 29 second-half points and finished with 19 and 14 points respectively. Despite being outscored 38-24 on points in the paint, USC had 58 rebounds, its most in a game since also getting 58 vs. LBSU on Nov. 24, 2006. The 58 rebounds were also USC's most in a Pac-12 game since also getting 58 vs. Oregon on Feb. 27, 1997. USC won when shooting only 30 percent for the first time in at least 30 seasons.

### USC • 58

Player	FG	3FG	FT	REB		F	TP	A	TO	B	S	MIN
				O-D-TOT	F							
Goodwin	4-8	0-0	1-2	4-3	7	2	9	0	0	0	0	18
Mobley	5-14	2-4	0-0	4-5	9	1	12	0	5	1	2	37
Ellis	6-15	2-6	7-8	2-4	6	1	21	3	1	0	1	31
Peterson	1-6	0-3	4-7	2-11	13	2	6	2	4	0	1	34
Agbonkpolo	2-8	2-7	1-2	1-4	5	2	7	1	0	0	1	26
Morgan	0-1	0-0	1-3	2-3	5	2	1	1	0	2	0	17
Johnson	0-1	0-1	0-0	0-1	1	0	0	0	1	0	0	11
Anderson	0-3	0-2	0-1	0-1	1	2	0	0	0	0	0	8
White	0-1	0-0	0-0	0-0	0	0	0	2	1	0	0	6
Dixon-Waters	0-3	0-1	2-2	2-2	4	1	2	1	0	0	0	12
TEAM				3-4	7							
<b>Totals</b>	<b>18-60</b>	<b>6-24</b>	<b>16-25</b>	<b>20-38</b>	<b>58</b>	<b>13</b>	<b>58</b>	<b>8</b>	<b>14</b>	<b>4</b>	<b>5</b>	<b>200</b>

FG% 1st Half: 8-30 (.267) 2nd Half: 10-30 (.333) Game: 18-60 (.300)  
3FG% 1st Half: 4-16 (.250) 2nd Half: 2-8 (.250) Game: 6-24 (.250)  
FT% 1st Half: 6-9 (.667) 2nd Half: 10-16 (.625) Game: 16-25 (.640)

### ARIZONA STATE • 53

Player	FG	3FG	FT	REB		F	TP	A	TO	B	S	MIN
				O-D-TOT	F							
Graham	9-14	0-1	1-2	2-3	5	4	19	3	0	2	1	25
Lawrence	7-14	0-0	0-1	2-6	8	3	14	2	0	2	0	26
Gaffney	0-3	0-1	0-0	1-4	5	4	0	0	0	2	0	23
Horne	1-12	1-8	1-1	0-2	2	3	4	4	0	1	0	25
Heath	2-9	1-3	2-2	0-1	1	4	7	0	2	0	1	31
Jackson	1-5	0-3	0-0	1-3	4	3	2	5	2	0	0	21
Boakye	1-2	0-0	0-0	1-4	5	1	2	1	0	3	0	17
Muhammad	0-4	0-2	2-2	0-4	4	0	2	0	1	0	0	19
Neal	1-4	1-3	0-0	0-2	2	1	3	1	1	2	0	13
TEAM				2-1	3							
<b>Totals</b>	<b>22-67</b>	<b>3-21</b>	<b>6-8</b>	<b>9-30</b>	<b>39</b>	<b>23</b>	<b>53</b>	<b>16</b>	<b>6</b>	<b>11</b>	<b>3</b>	<b>200</b>

FG% 1st Half: 9-35 (.257) 2nd Half: 13-32 (.406) Game: 22-67 (.328)  
3FG% 1st Half: 2-8 (.250) 2nd Half: 1-13 (.077) Game: 3-21 (.143)  
FT% 1st Half: 4-5 (.800) 2nd Half: 2-3 (.667) Game: 6-8 (.750)

**USC** 26 32 - 58  
**Arizona State** 24 29 - 53  
Officials: Michael Irving, Mike Scyphers, Deron White  
Technical fouls: USC: Peterson, ASU - None  
Attendance: 7,246

## game • twenty-three

No. 19 USC • 63  
No. 7 Arizona • 72

Feb. 5 • McKale Center  
Tucson, Ariz.

In a game that featured 14 lead changes and 11 ties, Arizona finished on an 18-3 run over the final 6:17 for a 72-63 win at the McKale Center before 14,644 fans. The No. 7 Wildcats were the first ranked opponent USC had faced this season and it didn't seem like it mattered to the Trojans as they led 60-54 at the 6:30 mark of the second half. However, USC missed all but one of its final 14 shots down the stretch and the final margin became the biggest lead for either team during the game. USC trailed by one at halftime, 29-28, as Ethan Anderson's jumper at the buzzer was downgraded to a 2-pointer from a 3-pointer. Arizona built the lead to as much as 6 points 4 minutes into the second half, but when Max Agbonkpolo's jumper went through the net at the 13:00 mark USC had tied the game at 42-all. USC took 15 more shots than Arizona, but made only 34.3 percent, while Arizona made 47.3 percent of its shots. The Wildcats also outrebounded USC 42-37 and outscored the Trojans 42-28 on points in the paint. Isaiah Mobley led USC with 15 points and Isaiah White scored 9 points by going 3 of 7 on 3-pointers. Chevez Goodwin, Boogie Ellis and Anderson added 8 points each. USC lost for the first time when committing less turnovers than its opponent (6-1).

### USC • 63

Player	FG	3FG	FT	REB		F	TP	A	TO	B	S	MIN
				O-D-TOT	F							
Goodwin	3-8	0-0	2-4	0-3	3	3	8	2	2	0	2	28
Mobley	6-14	2-7	1-2	3-4	7	4	15	4	1	1	0	38
Ellis	3-12	2-7	0-0	4-1	5	3	8	5	0	0	1	30
Peterson	1-13	0-6	3-4	3-5	8	3	5	4	3	0	0	34
Anderson	4-8	0-2	0-0	2-1	3	2	8	2	0	0	0	28
Johnson	0-1	0-0	0-0	0-0	0	0	0	0	1	0	0	2
White	3-7	3-7	0-0	1-0	1	3	9	0	0	0	0	8
Dixon-Waters	1-2	0-0	0-0	0-0	0	1	2	0	0	0	0	6
Agbonkpolo	2-3	0-1	0-0	1-1	2	3	4	1	0	2	0	17
Morgan	1-2	0-0	2-3	1-1	2	1	4	0	0	1	0	9
TEAM				4-2	6							
<b>Totals</b>	<b>24-70</b>	<b>7-30</b>	<b>8-13</b>	<b>19-18</b>	<b>37</b>	<b>23</b>	<b>63</b>	<b>18</b>	<b>8</b>	<b>4</b>	<b>3</b>	<b>200</b>

FG% 1st Half: 13-37 (.351) 2nd Half: 11-33 (.333) Game: 24-70 (.343)  
3FG% 1st Half: 2-15 (.133) 2nd Half: 5-15 (.333) Game: 7-30 (.233)  
FT% 1st Half: 0-1 (.000) 2nd Half: 8-12 (.667) Game: 8-13 (.615)

### ARIZONA • 72

Player	FG	3FG	FT	REB		F	TP	A	TO	B	S	MIN
				O-D-TOT	F							
Tubelis, A.	7-15	0-0	4-8	7-4	11	2	18	1	1	1	0	26
Koloko	3-8	0-0	4-6	2-5	7	3	10	2	1	3	0	27
Mathurin	4-10	0-2	0-2	1-3	4	2	8	2	3	0	0	31
Terry	4-9	0-2	1-1	1-3	4	2	9	4	1	1	0	29
Kriisa	4-7	3-5	2-2	0-5	5	3	13	2	4	0	0	34
Larsson	1-1	0-0	5-5	1-0	1	1	7	0	1	0	1	22
Kier	1-1	1-1	0-0	0-1	1	1	3	2	0	0	1	15
Ballo	2-4	0-0	0-0	1-4	5	2	4	1	0	1	0	16
TEAM				1-3	4							
<b>Totals</b>	<b>26-55</b>	<b>4-10</b>	<b>16-24</b>	<b>14-28</b>	<b>42</b>	<b>16</b>	<b>72</b>	<b>14</b>	<b>11</b>	<b>6</b>	<b>2</b>	<b>200</b>

FG% 1st Half: 11-22 (.500) 2nd Half: 15-33 (.455) Game: 26-55 (.473)  
3FG% 1st Half: 1-4 (.250) 2nd Half: 3-6 (.500) Game: 4-10 (.400)  
FT% 1st Half: 6-12 (.500) 2nd Half: 10-12 (.833) Game: 16-24 (.667)

**USC** 28 35 - 63  
**Arizona** 29 43 - 72  
Officials: Tony Padilla, Verne Harris, Eric Curry  
Technical fouls: None  
Attendance: 14,644

## game • twenty-four

Pacific • 68  
No. 21 USC • 74

Feb. 8 • Galen Center  
Los Angeles, Calif.

Harrison Hornery came off the bench to hit three 3-pointers to help ignite USC's 13-point second half comeback in a 74-68 win at the Galen Center. USC made 17 of its final 27 shots (63 percent). After falling behind 39-26 three minutes into the second half, USC used a full-court press and some hot shooting to mount the comeback. Hornery's third 3-pointer with 8:01 remaining gave USC a 53-51 lead, its first lead since three minutes into the game (4-3). Two and a half minutes later, Drew Peterson's floating jumper in the paint gave USC the lead for good at 57-56. Peterson scored 8 of his 12 points after the break and Boogie Ellis scored 11 of his team-high 13 points in the second half. Chevez Goodwin also reached double figures in points with 12. Hornery, seeing added minutes as Isaiah Mobley missed the game with a non-displaced nasal fracture, had career-bests with 9 points and 6 rebounds in 14 minutes off the bench. Hornery had scored five points and had one rebound in 17 minutes of action in USC's first 23 games. Fellow freshman Reese Dixon-Waters matched a career best with nine points, going 6-for-6 from the FT line. USC made its final shot of the first half to finish at 31.0 percent (9-for-29) and went 0-for-7 from 3-point range before the break.

### PACIFIC • 68

Player	FG	3FG	FT	REB		F	TP	A	TO	B	S	MIN
				O-D-TOT	F							
Anderson	8-18	2-6	4-5	2-7	9	2	22	2	3	0	0	34
Bailey	2-6	2-4	2-2	1-3	4	3	8	3	2	3	0	29
Wilson-Rouse	4-9	2-5	1-1	1-4	5	3	11	1	0	0	2	30
Crockrell II	3-6	0-0	0-0	1-2	3	4	6	4	2	0	1	31
Blake	6-11	0-3	0-0	0-2	2	1	12	3	0	0	0	33
Freeman	1-3	0-0	0-0	1-4	5	2	2	0	1	0	0	6
Avdalovic	2-6	1-5	0-0	0-4	4	2	5	0	1	0	0	27
Byers	0-1	0-1	0-0	0-0	0	1	0	0	0	0	0	2
Bell	1-2	0-1	0-0	0-3	3	0	2	0	1	1	0	8
TEAM				3-0	3							
<b>Totals</b>	<b>27-62</b>	<b>7-25</b>	<b>7-8</b>	<b>9-29</b>	<b>38</b>	<b>18</b>	<b>68</b>	<b>13</b>	<b>13</b>	<b>4</b>	<b>3</b>	<b>200</b>

FG% 1st Half: 13-30 (.433) 2nd Half: 14-32 (.438) Game: 27-62 (.435)  
3FG% 1st Half: 2-10 (.200) 2nd Half: 5-15 (.333) Game: 7-25 (.280)  
FT% 1st Half: 2-3 (.667) 2nd Half: 5-5 (1.000) Game: 7-8 (.875)

### USC • 74

Player	FG	3FG	FT	REB		F	TP	A	TO	B	S	MIN
				O-D-TOT	F							
Goodwin	6-10	0-0	0-4	2-4	6	2	12	0	2	0	0	24
Agbonkpolo	1-7	0-4	4-4	0-2	2	2	6	0	0	0	1	19
Ellis	3-9	2-3	5-6	0-1	1	1	13	2	2	0	1	31
White	1-5	0-2	0-0	0-1	1	0	2	0	0	0	0	16
Peterson	5-8	0-1	2-2	1-2	3	0	12	8	4	4	1	34
Anderson	3-6	0-1	1-1	0-3	3	2	7	4	1	2	1	25
Dixon-Waters	1-3	1-2	6-6	0-1	1	1	9	0	0	0	2	16
Morgan	1-1	0-0	0-3	0-3	3	0	2	0	1	2	0	16
Johnson	1-2	0-0	0-0	0-1	1	0	2	1	0	0	0	5
Hornery	3-4	3-4	0-0	0-6	6	1	9	0	1	0	0	14
TEAM				1-1	2							
<b>Totals</b>	<b>25-55</b>	<b>6-17</b>	<b>18-23</b>	<b>4-25</b>	<b>29</b>	<b>9</b>	<b>74</b>	<b>15</b>	<b>11</b>	<b>8</b>	<b>6</b>	<b>200</b>

FG% 1st Half: 9-29 (.310) 2nd Half: 16-26 (.615) Game: 25-55 (.455)  
3FG% 1st Half: 0-7 (.000) 2nd Half: 6-10 (.600) Game: 6-17 (.353)  
FT% 1st Half: 4-6 (.667) 2nd Half: 14-17 (.824) Game: 18-23 (.783)

**Pacific** 30 38 - 68  
**USC** 22 52 - 74  
Officials: Randy McCall, Glen Mayberry, Daryl Gelinias  
Technical fouls: Pacific - Crockrell II, USC - None  
Attendance: 2,189



## game • twenty-five

No. 12 UCLA • 64  
No. 21 USC • 67

Feb. 12 • Galen Center  
Los Angeles, Calif.

Drew Peterson scored a career-high 27 points, with 12 rebounds, four assists and five blocks as No. 21 USC defeated rival No. 12 UCLA, 67-74, in front of a sold-out crowd Feb. 12. Peterson was 4-of-5 from the 3-point line and willed a 18-6 run late in the second half that helped the Trojans seal the win. Chevez Goodwin had 10 points and nine rebounds and Reese Dixon-Waters added a career-best 10 points, going 2-of-3 from the 3-point line. The Trojans were without and leading scorer and rebounder Isaiah Mobley, who missed his second-straight game due to concussion like symptoms as a result of a nondisplaced nasal fracture suffered on Feb. 5. The victory extended the Trojans' win streak over the Bruins to five games. USC has won five straight against the Bruins for the first time since winning 42 consecutive games against UCLA from 1932-43. It was the first time the Trojans and Bruins faced off against each other both as ranked teams since Feb. 7, 2007. USC went 5-of-10 from the 3-point line in a tight first half to help give the Trojans a 33-31 edge at halftime. UCLA opened the 2nd half on a 14-8 run to match its biggest lead at 45-41, but USC responded with a 20-8 run to match its biggest lead at 61-53 with 4 minutes left. USC went 1-for-8 in FGs with 3 turnovers the rest of the way, but secured the win.

### UCLA • 64

Player	FG	3FG	FT	REB		F	TP	A	TO	B	S	MIN
				O-D-TOT	F							
Riley	3-6	1-1	2-2	3-4	7	0	9	1	1	0	1	18
Bernard	1-9	0-5	0-0	0-2	2	1	2	0	0	0	1	23
Juzang	4-16	1-2	3-3	1-4	5	1	12	2	2	1	2	37
Campbell	6-13	2-4	13-14	0-1	1	4	27	3	4	0	2	35
Jaquez Jr.	2-11	0-2	1-3	2-2	4	1	5	1	0	0	1	32
Singleton	1-2	1-1	0-0	1-1	2	1	3	1	0	0	1	16
Clark	2-5	0-1	1-2	2-2	4	3	5	0	0	0	2	14
Johnson	0-2	0-0	1-2	6-5	11	3	1	1	1	0	1	21
Watson	0-0	0-0	0-0	0-0	0	0	0	0	0	0	0	4
Totals	19-64	5-16	21-26	18-21	39	14	64	9	8	1	11	200

FG% 1st Half: 10-28 (.357) 2nd Half: 9-36 (.250) Game: 19-64 (.297)  
3FG% 1st Half: 3-6 (.500) 2nd Half: 2-10 (.200) Game: 5-16 (.313)  
FT% 1st Half: 8-10 (.800) 2nd Half: 13-16 (.813) Game: 21-26 (.808)

### USC • 67

Player	FG	3FG	FT	REB		F	TP	A	TO	B	S	MIN
				O-D-TOT	F							
Goodwin	3-9	0-0	4-4	2-7	9	3	10	0	3	0	0	34
Ellis	0-7	0-4	0-0	1-3	4	2	0	2	5	1	2	21
White	1-4	0-2	0-0	1-1	2	3	2	0	0	0	0	11
Peterson	9-13	4-5	5-6	1-11	12	4	27	4	2	5	1	38
Anderson	3-8	1-2	0-0	1-2	3	2	7	2	0	2	1	29
Hornery	1-2	1-2	0-0	0-1	1	2	3	0	1	1	0	9
Agbonkpolo	4-6	0-0	0-0	0-3	3	0	8	1	2	1	2	28
Dixon-Waters	3-5	2-3	2-2	1-0	1	1	10	2	0	0	1	24
Morgan	0-1	0-0	0-0	0-0	0	3	0	2	1	0	0	6
TEAM				2-0	2							
Totals	24-55	8-18	11-12	9-28	37	20	67	13	14	10	7	200

FG% 1st Half: 14-30 (.467) 2nd Half: 10-25 (.400) Game: 24-55 (.436)  
3FG% 1st Half: 5-10 (.500) 2nd Half: 3-8 (.375) Game: 8-18 (.444)  
FT% 1st Half: 0-0 (—) 2nd Half: 11-12 (.917) Game: 11-12 (.917)

Officials: John Higgins, Michael Irving, Mike Reed  
Technical fouls: UCLA - None, USC - Agbonkpolo  
Attendance: 10,258

## game • twenty-six

Washington • 69  
No. 17 USC • 79

Feb. 17 • Galen Center  
Los Angeles, Calif.

Chevez Goodwin scored his USC high of 24 points to lead the Trojans to a 79-69 win over Washington at the Galen Center on Feb. 17. The 22-4 start for the Trojans is its best 26-game start since also beginning 22-4 during the 1974 season. USC started slow and trailed by 5 points early, but Goodwin scored 16 of his 24 points before the break to lead the Trojans to a 42-25 budge at halftime. Drew Peterson had 14 points with seven assists. Isaiah Mobley, who missed the last two games due to concussion like symptoms, wore a protective mask and scored 12 and added eight assists in his return. USC overcame Washington's signature zone defense by moving ball. The Trojans had 28 assists on its 30 field goal attempts. It was USC's most assists in a game since also registering 28 on Feb. 28, 2019 at UCLA. USC also made 48.4 percent of its shots, including 40 percent from 3-point range, while holding Washington to 36.7 shooting. Boogie Ellis scored 9 points, matched a career best with 2 blocks and had a season-high 4 steals. USC led by as many as 23 in the second half, but committed 11 second-half turnovers and won by 10 points, the closest margin since three minutes remained in the first half.

### WASHINGTON • 69

Player	FG	3FG	FT	REB		F	TP	A	TO	B	S	MIN
				O-D-TOT	F							
Matthews Jr.	6-15	3-6	5-7	3-4	7	0	20	3	4	0	2	32
Roberts	1-3	0-0	0-0	5-5	10	3	2	0	2	2	2	32
Fuller	3-8	0-1	0-0	0-2	5	6	1	1	0	1	2	24
Bey	1-4	1-4	0-1	2-2	4	0	3	0	3	1	0	26
Brown Jr.	7-18	0-2	9-12	2-3	5	3	23	6	4	1	5	39
Bajema	1-7	1-2	5-5	0-1	1	3	8	0	0	0	0	31
Sorn	0-0	0-0	0-0	0-0	0	0	0	0	0	0	0	1
Wilson	3-4	1-1	0-0	1-4	5	1	7	0	0	0	0	13
Penn	0-0	0-0	0-0	0-0	0	0	0	0	0	0	0	1
Lundeen	0-1	0-0	0-0	0-0	0	0	0	0	0	0	0	1
Totals	22-60	6-16	19-25	15-21	36	15	69	10	14	4	10	200

FG% 1st Half: 9-26 (.346) 2nd Half: 13-34 (.382) Game: 22-60 (.367)  
3FG% 1st Half: 3-10 (.300) 2nd Half: 3-6 (.500) Game: 6-16 (.375)  
FT% 1st Half: 4-7 (.571) 2nd Half: 15-18 (.833) Game: 19-25 (.760)

### USC • 79

Player	FG	3FG	FT	REB		F	TP	A	TO	B	S	MIN
				O-D-TOT	F							
Goodwin	11-14	0-0	2-5	6-3	9	3	24	2	1	1	0	30
Mobley	4-9	0-1	4-5	1-3	4	3	12	8	0	0	0	29
Agbonkpolo	1-3	1-2	0-0	0-2	2	4	3	2	3	0	0	14
Ellis	3-10	3-6	0-0	1-3	4	1	9	3	3	2	4	33
Peterson	6-11	2-5	0-1	0-6	6	1	14	7	2	0	1	34
Dixon-Waters	2-6	2-4	0-0	0-0	0	5	6	1	0	0	1	11
Hornery	0-2	0-1	0-0	1-1	2	0	0	1	1	0	0	5
Anderson	1-3	0-0	0-0	0-1	1	1	2	3	2	1	1	16
Johnson	0-0	0-0	0-0	0-1	0	1	0	1	0	0	0	6
White	2-4	0-1	5-6	1-5	6	0	9	0	1	0	1	15
Morgan	0-0	0-0	0-0	0-1	1	0	0	0	1	0	0	5
Thomas	0-0	0-0	0-0	0-0	0	0	0	0	0	0	0	1
Coulibaly	0-0	0-0	0-0	0-0	0	0	0	0	0	0	0	1
TEAM				4-0	4							
Totals	30-62	8-20	11-17	14-26	40	18	79	28	15	4	8	200

FG% 1st Half: 17-32 (.531) 2nd Half: 13-30 (.433) Game: 30-62 (.484)  
3FG% 1st Half: 4-8 (.500) 2nd Half: 4-12 (.333) Game: 8-20 (.400)  
FT% 1st Half: 4-4 (1.000) 2nd Half: 7-13 (.538) Game: 11-17 (.647)

Washington 25 44 - 69  
USC 42 37 - 79  
Officials: David Hall, Deldre Carr, Anthony Jordan  
Technical fouls: Washington - None, USC - Team  
Attendance: 3,218

## game • twenty-seven

Washington St. • 60  
No. 17 USC • 62

Feb. 22 • Galen Center  
Los Angeles, Calif.

Washington State made 15 3-pointers, but it was a 2-pointer from Boogie Ellis just inside the free throw stripe which decided USC's 62-60 win on Feb. 22. USC trailed 57-51 with 5:30 remaining, then outscored the Cougars 11-3 for the win. Buckets by Chevez Goodwin and Drew Peterson, plus a pair of free throws by Ellis tied the game at 57-all with 4:18 left. WSU then made a free throw and FG to take a 3-point lead, only to have a Max Agbonkpolo corner 3-pointer tie the game at 60-60 with 2:15 remaining. WSU missed its next 3 shots and USC its next 2. After Andy Enfield called a timeout with 20 seconds left, Ellis drove into the lane and hit a pull-up jumper over Tyrell Roberts with 0.2 seconds left for the win. WSU made 20 baskets, 15 of which were 3-pointers, scoring 45 of its 60 points from beyond the arc. The 15 3-pointers made were the most by a USC opponent since Cal Baptist made a USC opponent record 20 3-pointers on Nov. 25, 2020. WSU led 32-28 at halftime and by as many as 8 points in the second half. USC committed 14 turnovers and was outscored 25-7 on points off turnovers. Ellis finished with a game-high 21 points and Peterson added 17 points. Despite WSU making 48.4 percent from 3-point range, it was held to 31.7 percent shooting overall.

### WASHINGTON STATE • 60

Player	FG	3FG	FT	REB		F	TP	A	TO	B	S	MIN
				O-D-TOT	F							
Abogidi	0-4	0-1	0-0	0-1	1	2	0	1	2	1	0	15
Jakimovski	3-12	3-7	1-4	4-7	11	1	10	0	0	0	0	37
Roberts	5-12	4-8	2-2	1-2	3	4	16	4	2	0	1	27
Flowers	4-11	4-9	0-0	1-1	2	2	12	2	2	0	0	26
Williams	5-13	3-3	1-2	2-2	4	3	14	2	3	0	2	29
Gueye	0-1	0-0	0-0	0-2	2	2	0	0	1	0	0	9
Jackson	2-5	0-0	1-2	1-3	4	1	5	1	0	3	1	24
Rodman	1-5	1-3	0-0	2-6	8	2	3	1	1	1	2	33
Totals	20-63	15-31	5-10	16-25	41	17	60	11	12	5	6	200

FG% 1st Half: 11-35 (.314) 2nd Half: 9-28 (.321) Game: 20-63 (.317)  
3FG% 1st Half: 9-17 (.529) 2nd Half: 6-14 (.429) Game: 15-31 (.484)  
FT% 1st Half: 1-2 (.500) 2nd Half: 4-8 (.500) Game: 5-10 (.500)

### USC • 62

Player	FG	3FG	FT	REB		F	TP	A	TO	B	S	MIN
				O-D-TOT	F							
Goodwin	2-8	0-0	0-1	2-3	5	3	4	1	2	0	1	29
Mobley	2-6	0-1	4-6	2-7	9	4	8	4	6	2	2	34
Ellis	6-10	2-2	7-8	0-2	2	2	21	1	0	0	0	36
White	0-0	0-0	1-2	0-2	2	1	1	0	0	0	0	16
Peterson	6-14	3-5	2-2	0-3	3	1	17	2	3	0	1	37
Morgan	0-1	0-0	0-0	1-0	1	1	0	0	0	1	1	7
Agbonkpolo	2-2	2-2	4-4	0-2	2	1	10	0	1	0	0	19
Anderson	0-2	0-1	1-2	0-1	1	0	1	0	0	0	0	11
Dixon-Waters	0-1	0-0	0-0	0-3	3	1	0	0	1	0	0	9
Hornery	0-1	0-1	0-0	0-0	0	0	0	0	0	0	1	2
TEAM				1-5	6							
Totals	18-45	7-13	19-25	6-28	34	14	62	8	14	3	6	200

FG% 1st Half: 9-22 (.409) 2nd Half: 9-23 (.391) Game: 18-45 (.400)  
3FG% 1st Half: 2-6 (.333) 2nd Half: 5-7 (.714) Game: 7-13 (.538)  
FT% 1st Half: 8-13 (.615) 2nd Half: 11-12 (.917) Game: 19-25 (.760)

Washington St. 32 28 - 60  
USC 28 34 - 62  
Officials: Bo Boroski, Gerry Pollard, Paul Szelc  
Technical fouls: WSU - None, USC - Team  
Attendance: 4,268



## game • twenty-eight

No. 16 USC • 94 (2OT)  
Oregon State • 91Feb. 24 • Gill Coliseum  
Corvallis, Ore.

Drew Peterson had a 21-point, 10-rebound double-double to lead No. 16 USC to a double-overtime win at Oregon State, 94-91, in Corvallis, Ore., on Feb. 24. Four other Trojans — Isaiah Mobley (19 points), Max Agbonkpolo (16), Reese Dixon-Waters (14, career-high) and Ethan Anderson (12)— also scored in double-digits. Mobley added 10 rebounds and Anderson had six assists and five steals. USC played without Boogie Ellis (left ankle sprain) and Isaiah White (right wrist strain). USC led 40-33 at halftime, but the Beavers immediately erased that lead with a 7-0 run to begin the second half. A Max Agbonkpolo fastbreak dunk gave USC a 52-51 lead at the 10:47 mark of the second half, a lead they maintained until the final three seconds of regulation when Dashawn Davis hit a 3-pointer to send it to overtime. Davis was unstoppable as he scored OSU's final 19 points in regulation, making 9-straight shots. Mobley scored 7 points in the first OT, but a Davis floater with 19 seconds remaining sent the game to the 2nd OT. USC took the lead for good in the 2nd OT on a driving hook shot in the lane by Anderson with 1:13 remaining. Two FTs by Peterson and 1 by Agbonkpolo sealed the win. OSU made 53.8 percent of its shots, just the 3rd opponent to make over 50 percent. USC made 21 of 25 free throws (84 percent). USC's 13 steals were its most since registering 15 vs. Washington on March 8, 2017.

## USC • 94

Player	FG	3FG	FT	REB O-D-TOT	F	TP	A	TO	B	S	MIN
Goodwin	3-7	0-0	0-1	1-2	3	4	6	0	2	1	23
Mobley	7-17	0-4	5-5	3-7	10	4	19	3	2	1	42
Agbonkpolo	6-12	1-5	3-4	3-3	6	2	16	0	2	2	41
Peterson	6-15	3-6	8-8	3-7	10	3	23	3	6	0	43
Anderson	5-10	2-4	0-0	1-2	3	1	12	6	3	0	38
Johnson	0-1	0-0	0-0	0-2	2	0	0	0	0	0	12
Dixon-Waters	4-10	1-3	5-6	2-1	3	3	14	0	0	0	38
Morgan	2-2	0-0	0-1	1-2	3	2	4	1	2	1	0
Hornery	0-0	0-0	0-0	0-0	0	1	0	0	0	0	2
Totals	33-74	7-22	21-25	16-29	45	20	94	13	17	5	13

FG% 1st H: 16-30 (.533) 2nd H: 10-29 (.345) OT: 7-15 (.467) G: 33-74 (.446)  
 3FG% 1st H: 4-11 (.364) 2nd H: 3-9 (.333) OT: 0-2 (.000) G: 7-22 (.318)  
 FT% 1st H: 4-5 (.800) 2nd H: 12-13 (.923) OT: 5-7 (.714) G: 21-25 (.840)

## OREGON STATE • 91

Player	FG	3FG	FT	REB O-D-TOT	F	TP	A	TO	B	S	MIN
Callo	4-8	3-4	1-2	0-6	6	5	12	0	5	0	25
Taylor Jr.	5-8	0-1	1-2	0-4	4	3	11	1	2	1	45
Silva	2-4	0-0	4-6	2-5	7	3	8	0	1	1	24
Lucas	5-9	5-6	3-4	0-3	3	4	18	1	4	0	42
Davis	14-24	1-5	2-3	0-1	1	2	31	7	3	0	35
Alatishe	3-8	0-2	1-5	0-3	3	2	7	3	1	3	34
Akanno	1-2	0-0	0-0	1-2	3	2	2	1	0	0	24
Rand	1-2	0-0	0-0	0-3	3	2	0	1	0	0	10
TEAM				4-1	5				1		
Totals	35-65	9-18	12-22	7-28	35	24	91	13	18	5	12

FG% 1st H: 13-27 (.481) 2nd H: 16-26 (.615) OT: 6-12 (.500) G: 35-65 (.538)  
 3FG% 1st H: 4-8 (.500) 2nd H: 5-7 (.714) OT: 0-3 (.000) G: 9-18 (.500)  
 FT% 1st H: 3-7 (.429) 2nd H: 5-9 (.556) OT: 4-6 (.667) G: 12-22 (.545)

USC 40 35 8 11 - 94  
 Oregon State 33 42 8 8 - 91

Officials: John Higgins, Frank Harvey III, Tommy Nunez  
 Technical fouls: OSU - None, USC - None  
 Attendance: 3,685

## game • twenty-nine

No. 16 USC • 70  
Oregon • 69Feb. 26 • Matthew Knight Arena  
Eugene, Ore.

Drew Peterson scored 20 points, including the game winning 3-pointer with 11.5 seconds remaining, and USC came away with a hard-fought 70-69 victory at Oregon on Feb. 26. Isaiah Mobley scored all 17 of his points in the second half as USC picked up its 25th win of the season, a school record for regular season wins. The game was tight throughout with their being seven ties and 19 lead changes. USC had built a 12-point lead with 4:57 remaining in the first half, only for Oregon to close the half on an 11-0 run to take a 32-31 lead at the break. Neither side could put away in the second half. Oregon took its biggest lead of the game at 64-61 with 3:04 remaining when Jacob Young drained a long 3-pointer at the end of the shot clock. Mobley answered with a pair of free throws to cut it to one, but Davion Harmon hit a driving layup to up the lead to 3 again at 66-63. Baskets by Agbonkpolo and Mobley around a missed Oregon shot gave USC a 67-66 lead with 42 seconds remaining. Quincy Guerrier hit a 3-pointer with 22 seconds remaining for an Oregon 69-67 lead and setting up Peterson's heroics. After a timeout, Peterson found space and launched a 3-pointer from right of center to give USC a 70-69 lead and ultimately the victory. USC made 44.1 percent of its shots and held the Ducks to 38.7 shooting. USC outrebounded Oregon 21-12 in the second half.

## USC • 70

Player	FG	3FG	FT	REB O-D-TOT	F	TP	A	TO	B	S	MIN
Goodwin	2-6	0-0	2-2	2-2	4	2	6	0	2	1	0
Mobley	5-8	2-3	5-6	2-7	9	2	17	0	2	1	0
Agbonkpolo	2-6	0-2	3-4	1-2	3	2	7	0	0	0	23
Ellis	3-10	2-4	0-1	0-0	0	4	8	1	1	0	1
Peterson	9-17	2-4	0-1	3-5	8	1	20	2	2	0	37
Johnson	1-2	0-0	0-1	2-3	5	1	2	2	0	0	2
Anderson	1-1	0-0	0-0	0-3	3	2	2	4	2	0	1
Dixon-Waters	3-7	2-3	0-0	1-3	4	5	8	0	1	0	0
Morgan	0-2	0-0	0-2	2-2	4	1	0	0	1	0	0
Totals	26-59	8-16	10-17	14-27	41	20	70	9	11	2	4

FG% 1st Half: 11-30 (.367) 2nd Half: 15-29 (.517) Game: 26-59 (.441)  
 3FG% 1st Half: 5-9 (.556) 2nd Half: 3-7 (.429) Game: 8-16 (.500)  
 FT% 1st Half: 4-7 (.571) 2nd Half: 6-10 (.600) Game: 10-17 (.588)

## OREGON • 69

Player	FG	3FG	FT	REB O-D-TOT	F	TP	A	TO	B	S	MIN
Guerrier	5-11	2-5	3-4	5-5	10	3	15	0	3	1	30
Dante	4-6	0-0	4-4	2-7	9	1	12	0	2	0	1
Richardson	0-8	0-4	2-2	1-3	4	2	2	8	0	1	0
Harmon	4-13	2-7	3-5	0-3	3	1	13	1	0	0	4
Young	4-11	2-3	1-2	2-1	3	3	11	2	2	1	0
Soares	1-2	0-1	0-0	0-0	0	1	2	0	0	0	10
Kepnang	2-2	0-0	0-0	2-2	4	3	4	0	0	0	1
Williams Jr.	4-9	0-3	2-4	0-2	2	2	10	1	0	0	0
TEAM				2-0	2						
Totals	24-62	6-23	15-21	14-23	37	16	69	12	7	3	7

FG% 1st Half: 11-32 (.344) 2nd Half: 13-30 (.433) Game: 24-62 (.387)  
 3FG% 1st Half: 2-11 (.182) 2nd Half: 4-12 (.333) Game: 6-23 (.261)  
 FT% 1st Half: 8-13 (.615) 2nd Half: 7-8 (.875) Game: 15-21 (.714)

USC 31 39 - 70  
 Oregon 32 37 - 69

Officials: Deron White, Gregory Nixon, David Hall  
 Technical fouls: None  
 Attendance: 10,021

## game • thirty

No. 2 Arizona • 91  
No. 16 USC • 71Mar. 1 • Galen Center  
Los Angeles, Calif.

In its first game hosting a team ranked as high as No. 2 since 2014, the No. 16 Trojans came up short in a 91-71 loss to No. 2 Arizona at the Galen Center on March 1. USC fell behind 21-8 seven minutes into the game and got no closer than 9 points the rest of the game. USC never led in the game and suffered its worst loss of the season and worst against Arizona since 2015. Arizona efficiently dissected the USC defense, opening up a 51-27 lead at halftime and a 30-point margin 5 minutes into the second half. The Wildcats made a USC opponent high 55.6 percent of their shots, while USC made 39.7 percent of its shots. The Arizona shooting percentage was the highest by a USC opponent since Oregon made 55.8 percent of its shots on Jan. 13, 2019. Max Agbonkpolo led USC with 14 points. USC's three leading scorers entering the game Isaiah Mobley, Drew Peterson and Boogie Ellis combined to make 8 of 34 shots (23.5 percent) and finished with a combined 28 points. They entered the game averaging nearly a combined 41 points per game. Arizona made 12 of 25 3-pointers (48 percent), while USC was 4 of 18 from beyond the arc (22.2 percent). Bennedict Mathurin led Arizona with 19 points. USC had its second sellout of the season and set a Galen Center record for student attendance of 2,960. USC outscored Arizona 44-40 in the second half.

## ARIZONA • 91

Player	FG	3FG	FT	REB O-D-TOT	F	TP	A	TO	B	S	MIN
Tubelis	2-5	1-1	1-2	1-3	4	2	6	3	1	0	1
Koloko	4-5	0-0	1-2	0-1	1	4	9	0	0	0	15
Mathurin	7-13	3-6	2-2	1-4	5	2	19	6	1	0	3
Terry	5-8	1-3	0-0	1-4	5	3	11	4	4	0	1
Kriisa	5-13	4-10	4-4	2-2	4	1	18	4	0	0	1
Larsson	2-4	1-1	0-0	0-0	0	3	5	2	1	0	1
Ballo	5-7	0-0	1-3	1-4	5	1	11	0	0	1	0
Kier	5-8	2-4	0-0	1-5	6	1	12	2	0	0	1
Totals	35-63	12-25	9-13	8-23	31	17	91	21	7	3	8

FG% 1st Half: 22-40 (.550) 2nd Half: 13-23 (.565) Game: 35-63 (.556)  
 3FG% 1st Half: 7-17 (.412) 2nd Half: 5-8 (.625) Game: 12-25 (.480)  
 FT% 1st Half: 0-0 (—) 2nd Half: 9-13 (.692) Game: 9-13 (.692)

## USC • 71

Player	FG	3FG	FT	REB O-D-TOT	F	TP	A	TO	B	S	MIN
Goodwin	4-5	0-0	2-3	2-0	2	4	10	0	3	1	0
Mobley	3-12	1-3	2-2	3-8	11	4	9	1	1	1	34
Ellis	3-11	0-3	3-3	1-2	3	0	9	1	1	0	0
Peterson	2-11	0-6	6-8	2-3	5	1	10	4	1	1	32
Anderson	0-2	0-0	0-0	0-0	0	1	0	2	0	1	2
Dixon-Waters	4-6	1-1	0-0	2-1	3	1	9	0	3	0	0
Agbonkpolo	6-10	2-2	0-0	1-2	3	2	14	1	2	1	22
Morgan	4-6	0-0	0-0	3-2	5	1	8	0	1	0	12
Johnson	0-3	0-2	0-0	2-2	2	2	0	0	1	0	13
Hornery	1-2	0-1	0-0	1-0	1	0	2	0	0	0	5
TEAM				4-1	5						
Totals	27-68	4-18	13-16	19-21	40	16	71	9	12	6	5

FG% 1st Half: 9-28 (.321) 2nd Half: 18-40 (.450) Game: 27-68 (.397)  
 3FG% 1st Half: 1-8 (.125) 2nd Half: 3-10 (.300) Game: 4-18 (.222)  
 FT% 1st Half: 8-10 (.800) 2nd Half: 5-6 (.833) Game: 13-16 (.813)

Arizona 51 40 - 91  
 USC 27 44 - 71

Officials: Tony Padilla, Mike Schyphers, Larry Spaulding  
 Technical fouls: ARI - Bench, USC - None  
 Attendance: 10,258



## game • thirty-one

No. 16 USC • 68  
No. 17 UCLA • 75

Mar. 5 • Pauley Pavilion  
Westwood, Calif.

Isaiah Mobley scored a team-high 20 points and grabbed 8 rebounds, but it wasn't enough as No. 16 USC fell to rival No. 17 UCLA in Westwood on March 5 despite a late rally. Boogie Ellis and Drew Peterson each contributed 13 points. The Trojans' historic 5-game winning streak over the Bruins, its longest since 42-straight from 1932-43, came to an end. USC concluded the season with 25 regular seasons wins (25-6), its most ever before the postseason. The game decided 2nd place in the Pac-12. Despite an early 5-minute stretch without a basket, the game remained close at 25-22 UCLA with 5 minutes left in the first half when UCLA went on an 11-3 run to go up 11 before settling for a 41-35 halftime lead. USC tied the game at 47-all at the 15:29 mark of the 2nd half when Ellis completed a 4-point play. UCLA then built the lead back up as the Trojan turnovers continued to mount. Down 13 points with 5:49 left in the game, the Trojans attempted a comeback with Mobley scoring eight points on a 12-1 run. The spurt cut the Bruin lead to two points with 1:22 remaining. Cody Riley then hit a fadeaway 13-footer to give UCLA a 4-point lead and USC had 4 misses and a turnover in its final 5 possessions, while UCLA made 3 of 4 free throws to close it out. USC committed 15 turnovers to UCLA's one, a Trojan opponent record, and was outscored 21-3 on points off turnovers.

### USC • 68

Player	FG	3FG	FT	REB		O-D-TOT	F	TP	A	TO	B	S	MIN
				O-D	TOT								
Goodwin	2-4	0-0	1-2	1-1	2	1	5	2	2	0	0	24	
Moley	7-12	1-3	5-8	1-7	8	3	20	2	2	0	0	37	
Agbonkpolo	2-4	1-1	0-0	0-3	3	1	5	1	2	1	0	31	
Ellis	5-14	2-6	1-1	0-2	2	4	13	3	0	0	0	31	
Peterson	4-9	3-6	2-2	0-9	9	3	13	6	3	0	0	36	
Anderson	0-0	0-0	0-0	0-2	2	1	0	0	1	0	0	10	
Dixon-Waters	2-4	0-1	0-0	0-1	1	3	4	1	1	1	0	21	
Morgan	2-2	0-0	1-1	0-0	0	4	5	0	1	0	0	6	
Johnson	1-2	1-2	0-0	0-0	0	0	3	0	1	0	0	4	
				2-1	3								
Totals	25-51	8-19	10-14	4-26	30	20	68	15	15	2	0	200	

FG% 1st Half: 13-24 (.542) 2nd Half: 12-27 (.444) Game: 25-51 (.490)  
3FG% 1st Half: 4-8 (.500) 2nd Half: 4-11 (.364) Game: 8-19 (.421)  
FT% 1st Half: 5-8 (.625) 2nd Half: 5-6 (.833) Game: 10-14 (.714)

### UCLA • 75

Player	FG	3FG	FT	REB		O-D-TOT	F	TP	A	TO	B	S	MIN
				O-D	TOT								
Riley	2-7	0-0	2-2	2-4	6	4	6	0	0	0	0	20	
Bernard	6-11	2-4	5-6	0-3	3	1	19	2	0	0	1	35	
Campbell	3-8	1-3	2-2	1-1	2	2	9	4	0	1	2	38	
Jaquez	10-16	0-2	7-8	1-5	6	2	27	4	0	0	0	34	
Singleton	0-0	0-0	0-0	0-0	0	0	0	0	0	0	0	9	
Clark	1-2	0-1	2-6	0-2	2	3	4	1	0	0	2	12	
Johnson	0-0	0-0	2-2	2-2	4	0	2	2	1	2	2	20	
Juzang	4-13	0-1	0-2	1-3	4	3	8	2	0	0	0	32	
TEAM				1-2	3								
Totals	26-57	3-11	20-28	8-22	30	15	75	15	1	3	7	200	

FG% 1st Half: 17-30 (.567) 2nd Half: 9-27 (.333) Game: 26-57 (.456)  
3FG% 1st Half: 2-5 (.400) 2nd Half: 1-6 (.167) Game: 3-11 (.273)  
FT% 1st Half: 5-8 (.625) 2nd Half: 15-20 (.750) Game: 20-28 (.714)

USC 35 33 - 68  
UCLA 41 34 - 75

Officials: Randy McCall, Michael Greenstein, Jim Schipper  
Technical fouls: None  
Attendance: 13,659

## game • thirty-two

Washington • 61  
No. 21 USC • 65

Mar. 10 • T-Mobile Arena  
Las Vegas, Nev.  
• Pac-12 Quarterfinals •

Boogie Ellis scored 17 points to lead No. 3-seed USC to a 65-61 win over No. 6-seed Washington in a Pac-12 Tournament quarterfinals matchup at T-Mobile Arena on March 10. The win was the 26th of the season for USC (26-6), matching the school record for wins in a season (2017). Isaiah Mobley finished with 9 points, 9 rebounds and 6 assists. Drew Peterson and Reese Dixon-Waters also scored 9 points for USC. USC escaped despite having a season-high 23 turnovers, including four in the final two minutes that nearly cost the Trojans the game. The Trojans overcame the turnovers by making 49.0 percent of their shots and holding the Huskies to 30.8 percent shooting. The Trojans endured a 21-point first half from Terrrell Brown Jr. and eight turnovers to trail 39-36 at halftime. Washington pushed the lead to 8 at 44-36 at the 18:14 mark of the second half, but USC quickly got back into the game and took the lead on 2 3-pointers by Ellis and an and-one play by Max Agbonkpolo. USC held Washington scoreless for a five-minute stretch midway through the 2nd half and to a 23.5 shooting percentage from the field after the break. After a series of turnovers by USC and missed shots by Washington, Dixon-Waters was fouled with 6.1 seconds remaining and USC clinging to a 63-61 lead. He calmly sank a pair of free throws and USC was moving on

### WASHINGTON • 61

Player	FG	3FG	FT	REB		O-D-TOT	F	TP	A	TO	B	S	MIN
				O-D	TOT								
Matthews Jr.	3-10	0-4	6-6	1-2	3	1	12	0	2	1	2	33	
Roberts	1-3	0-0	1-2	3-3	6	5	3	1	0	0	0	22	
Bey	3-10	2-5	2-4	2-3	5	0	10	1	1	0	2	31	
Davis	0-6	0-3	0-0	0-1	1	5	0	2	1	0	2	25	
Brown Jr.	9-25	2-5	3-3	1-5	6	0	23	5	2	0	4	37	
Wilson	1-2	1-2	0-0	0-2	2	3	0	0	1	0	14		
Bajema	1-3	1-1	1-1	0-3	3	1	4	0	1	0	0	13	
Fuller	2-6	0-2	2-2	0-1	1	2	6	0	0	0	3	25	
				5-0	5								
Totals	20-65	6-22	15-18	12-20	32	16	61	9	8	2	13	200	

FG% 1st Half: 12-31 (.387) 2nd Half: 8-34 (.235) Game: 20-65 (.308)  
3FG% 1st Half: 4-14 (.286) 2nd Half: 2-8 (.250) Game: 6-22 (.273)  
FT% 1st Half: 11-11 (1.000) 2nd Half: 4-7 (.571) Game: 15-18 (.833)

### USC • 65

Player	FG	3FG	FT	REB		O-D-TOT	F	TP	A	TO	B	S	MIN
				O-D	TOT								
Goodwin	3-5	0-0	1-4	3-5	8	2	7	1	3	0	1	27	
Mobley	4-9	0-3	1-3	5-4	9	3	9	6	5	2	0	36	
Agbonkpolo	3-5	1-3	1-1	1-3	4	2	8	1	3	0	0	25	
Ellis	6-10	3-5	2-3	1-3	4	2	17	1	3	1	0	29	
Peterson	3-7	1-4	2-2	0-6	6	2	9	3	4	1	0	35	
Dixon-Waters	3-7	1-2	2-2	0-4	3	9	0	2	1	0	23		
Morgan	1-2	0-0	0-0	0-3	2	2	0	0	1	0	10		
Anderson	2-5	0-2	0-0	0-1	1	0	4	3	2	1	0	14	
Johnson	0-1	0-0	0-0	0-0	0	2	0	0	0	0	0	1	
TEAM				1-4	5								
Totals	25-51	6-19	9-15	11-33	44	18	65	15	23	7	1	200	

FG% 1st Half: 15-31 (.484) 2nd Half: 10-20 (.500) Game: 25-51 (.490)  
3FG% 1st Half: 3-11 (.273) 2nd Half: 3-8 (.375) Game: 6-19 (.316)  
FT% 1st Half: 3-6 (.500) 2nd Half: 6-9 (.667) Game: 9-15 (.600)

Washington 39 22 - 61  
USC 36 29 - 65

Officials: Chris Rastatter, Deron White, Scott Brown  
Technical fouls: None  
Attendance: 10,417

## game • thirty-three

No. 21 USC • 59  
No. 13 UCLA • 69

Mar. 11 • T-Mobile Arena  
Las Vegas, Nev.  
• Pac-12 Semifinals •

Boogie Ellis matched a career-high with 27 points and made a season-best five 3-pointers, but it wasn't enough as No. 3-seed USC fell to No. 2-seed UCLA, 69-59, in the Pac-12 Tournament semifinals on March 11. Drew Peterson added 11 points and Isaiah Mobley had 9 points and 7 rebounds. Despite making their first three shots, the Trojans never found an offensive rhythm. USC missed 13 of its next 15 shots and finished the game shooting 39.6 percent from the field. USC controlled the lead for most of the first seven minutes of the game but UCLA broke away with a 10-3 run that gave the Bruins the edge for the rest of the game. Despite Peterson's first-half buzzer-beater, the Trojans trailed 36-28 at halftime. After a layup by Mobley and an alleyoop conversion by Kobe Johnson, USC had cut the lead to four at 42-38 at the 14:38 mark of the second half, UCLA responded with a 7-0 run in the Trojans got no closer that 6 points the rest of the way. Ellis scored 18 of USC's 31 second-half points. UCLA made 48.9 percent of its shots, including 54.5 percent in the second half to keep the Trojans at bay. UCLA outscored USC by 7 points at the charity stripe. USC had a season-low six assists on its 21 baskets. USC lost for the second time this season when holding its opponent to under 70 points (20-2). Reese Dixon-Waters missed the game with a sore right hip.

### USC • 59

Player	FG	3FG	FT	REB		O-D-TOT	F	TP	A	TO	B	S	MIN
				O-D	TOT								
Goodwin	2-7	0-0	1-4	3-4	7	0	5	0	0	0	1	19	
Mobley	4-11	0-4	1-2	1-6	7	2	9	1	3	0	1	38	
Agbonkpolo	0-3	0-1	0-0	0-1	1	3	0	1	0	0	0	25	
Ellis	9-17	5-9	4-4	0-5	5	4	27	1	3	0	0	36	
Peterson	4-6	1-2	2-2	0-1	1	1	11	1	2	0	0	37	
Johnson	2-4	1-1	2-2	0-1	4	7	1	0	0	1	0	19	
White	0-2	0-0	0-0	2-1	3	0	0	0	0	0	0	2	
Anderson	0-3	0-1	0-2	0-2	2	1	0	1	0	0	0	15	
Morgan	0-0	0-0	0-0	0-0	0	0	0	0	0	0	0	9	
				3-1	4								
Totals	21-53	7-18	10-16	9-22	31	15	59	6	9	0	3	200	

FG% 1st Half: 9-29 (.310) 2nd Half: 12-24 (.500) Game: 21-53 (.396)  
3FG% 1st Half: 5-12 (.417) 2nd Half: 2-6 (.333) Game: 7-18 (.389)  
FT% 1st Half: 5-10 (.500) 2nd Half: 5-6 (.833) Game: 10-16 (.625)

### UCLA • 69

Player	FG	3FG	FT	REB		O-D-TOT	F	TP	A	TO	B	S	MIN
				O-D	TOT								
Johnson	2-2	0-0	0-1	1-4	5	1	4	1	1	1	0	26	
Bernard	3-7	2-4	7-7	1-7	8	3	15	1	1	0	1	29	
Juzang	4-11	0-1	2-3	0-5	5	0	10	2	1	0	1	31	
Campbell	5-9	3-5	1-2	0-2	2	3	14	2	2	0	0	35	
Jaquez	6-9	0-1	7-8	0-5	5	0	19	2	1	1	1	36	
Clark	0-3	0-0	0-0	2-1	3	3	0	2	0	0	0	12	
Riley	1-4	0-0	0-0	0-1	1	3	2	0	0	0	0	14	
Watson	2-2	1-1	0-0	1-0	1	3	5	1	2	1	1	9	
Singleton	0-0	0-0	0-0	0-0	0	0	0	0	0	0	1	8	
TEAM				0-1	1								
Totals	23-47	6-12	17-21	5-26	31	16	69	11	9	3	5	200	

FG% 1st Half: 11-25 (.440) 2nd Half: 12-22 (.545) Game: 23-47 (.489)  
3FG% 1st Half: 4-8 (.500) 2nd Half: 2-4 (.500) Game: 6-12 (.500)  
FT% 1st Half: 10-13 (.769) 2nd Half: 7-8 (.875) Game: 17-21 (.810)

USC 28 31 - 59  
UCLA 36 33 - 69

Officials: Mike Greenstein, Deldre Carr, Randy McCall  
Technical fouls: None  
Attendance: 14,158



# 2021 • 2022 USC Roster

NO.	NAME	POS.	HT.	WT.	YR.	BIRTHDATE	HOMETOWN (HIGH SCHOOL/COLLEGE)
0	Boogie Ellis	G	6-3	185	Jr.	12/12/00	San Diego, Calif. (Memphis/Mission Bay HS)
1	Chevez Goodwin	F	6-9	225	Sr.*	2/27/98	Columbia, S.C. (Hammond HS/Wofford)
2	Kobe Johnson	F	6-6	190	Fr.	1/15/03	Milwaukee, Wisc. (Nicolet HS)
3	Isaiah Mobley	F	6-10	240	Jr.	9/24/99	Murrieta, Calif. (Rancho Christian HS)
4	Malik Thomas	G	6-4	205	Fr.	2/4/02	Fontana, Calif. (Damien HS)
5	Isaiah White	G	6-7	210	Sr.*	5/6/98	Rancho Cucamonga, Calif. (Damien HS/Utah Valley)
12	Boubacar Coulibaly	F	6-10	215	So.	12/12/99	Bamako, Mali (San Gabriel Academy)
13	Drew Peterson	G	6-9	195	Sr.	11/9/99	Libertyville, Ill. (Libertyville HS/Rice)
15	Zach Brooker	G	6-0	160	So,	7/24/00	Calabasas, Calif. (Sierra Canyon HS)
20	Ethan Anderson	G	6-1	210	Jr.	11/24/99	Los Angeles, Calif. (Fairfax HS)
21	Reese Dixon-Waters	G	6-5	210	Fr.	6/21/02	Long Beach, Calif. (St. Bernard HS)
23	Max Agbonkpolo	F	6-9	195	Jr.	8/26/00	Laguna Niguel, Calif. (Santa Margarita HS)
24	Joshua Morgan	F	6-11	220	So.*	10/7/01	Sacramento, Calif. (Sheldon HS/LBSU)
30	Harrison Hornery	F	6-9	220	Fr.	7/1/01	Toowoomba, Australia (Mater Dei HS)
32	Reggie Parris	G	6-4	190	Sr.	9/16/99	Denver, Colo. (J.K. Mullen HS/San Diego)
55	Amar Ross	G	5-8	150	Sr.	11/12/00	Long Beach, Calif. (Fremont HS)

\* Utilized redshirt year

## • ALPHABETICAL

NO.	NAME	POS.	HT.	WT.	YR.	BIRTHDATE	HOMETOWN (HIGH SCHOOL/COLLEGE)
23	Max Agbonkpolo	F	6-9	195	Jr.	8/26/00	Laguna Niguel, Calif. (Santa Margarita HS)
20	Ethan Anderson	G	6-1	210	Jr.	11/24/99	Los Angeles, Calif. (Fairfax HS)
15	Zach Brooker	G	6-0	160	So,	7/24/00	Calabasas, Calif. (Sierra Canyon HS)
12	Boubacar Coulibaly	F	6-10	215	So.	12/12/99	Bamako, Mali (San Gabriel Academy)
21	Reese Dixon-Waters	G	6-5	210	Fr.	6/21/02	Long Beach, Calif. (St. Bernard HS)
0	Boogie Ellis	G	6-3	185	Jr.	12/12/00	San Diego, Calif. (Memphis/Mission Bay HS)
1	Chevez Goodwin	F	6-9	225	Sr.*	2/27/98	Columbia, S.C. (Hammond HS/Wofford)
30	Harrison Hornery	F	6-9	110	Fr.	7/1/01	Toowoomba, Australia (Mater Dei HS)
2	Kobe Johnson	F	6-5	190	Fr.	1/15/03	Milwaukee, Wisc. (Nicolet HS)
3	Isaiah Mobley	F	6-10	235	Jr.	9/24/99	Murrieta, Calif. (Rancho Christian HS)
24	Joshua Morgan	F	6-11	210	So.*	10/7/01	Sacramento, Calif. (Sheldon HS/LBSU)
32	Reggie Parris	G	6-4	190	Sr.	9/16/99	Denver, Colo. (J.K. Mullen HS/San Diego)
13	Drew Peterson	G	6-9	195	Sr.	11/9/99	Libertyville, Ill. (Libertyville HS/Rice)
55	Amar Ross	G	5-8	150	Sr.	11/12/00	Long Beach, Calif. (Fremont HS)
4	Malik Thomas	G	6-4	205	Fr.	2/4/02	Fontana, Calif. (Damien HS)
5	Isaiah White	G	6-7	210	Sr.*	5/6/98	Rancho Cucamonga, Calif. (Damien HS/Utah Valley)

\* Utilized redshirt year

### HEAD COACH

Andy Enfield (Johns Hopkins, 1991), 9th year

### ASSOCIATE HEAD COACH

Chris Capko (USF, 2006), 1st year, 8th with the program

### ASSISTANT COACH

Eric Mobley (Portland, 1990), 4th year

Jay Morris (CS Dominguez Hills, 2010) 1st year



# Southern California Combined Team Statistics (as of Mar 05, 2022)

## Conference games only

Overall record: 14-6 Conf: 14-6 Home: 7-3 Away: 7-3 Neutral: 0-0

#	Player	gp-gs	min	avg	Total		3-Point		F-Throw		Rebounds				pf	dq	a	to	blk	stl	pts	avg
					fg-fga	fg%	3fg-fga	3fg%	ft-fa	ft%	off	def	tot	avg								
03	Isaiah Mobley	19-19	663	34.9	92-212	.434	22-68	.324	68-91	.747	35	114	149	7.8	44	0	62	33	20	14	274	14.4
13	Drew Peterson	20-20	671	33.5	91-198	.460	34-76	.447	55-76	.724	28	114	142	7.1	34	0	60	48	12	17	271	13.6
00	Boogie Ellis	19-19	565	29.7	81-203	.399	33-89	.371	42-52	.808	11	43	54	2.8	42	0	44	28	4	15	237	12.5
01	Chevez Goodwin	20-20	490	24.5	88-166	.530	0-0	.000	25-49	.510	52	67	119	6.0	59	0	13	38	11	8	201	10.1
23	Max Agbonkpolo	20-10	431	21.6	63-130	.485	17-54	.315	21-30	.700	17	52	69	3.5	38	0	9	24	11	11	164	8.2
21	Reese Dixon-Waters	20-0	289	14.5	28-70	.400	14-33	.424	23-26	.885	16	21	37	1.9	30	2	12	12	4	6	93	4.7
20	Ethan Anderson	20-10	406	20.3	33-88	.375	5-24	.208	5-12	.417	13	31	44	2.2	29	1	39	21	6	13	76	3.8
05	Isaiah White	16-2	161	10.1	14-39	.359	5-20	.250	19-27	.704	10	20	30	1.9	16	0	3	10	2	6	52	3.3
55	Amar Ross	1-0	1	1.0	1-1	1.000	1-1	1.000	0-0	.000	0	2	2	2.0	0	0	0	0	0	0	3	3.0
24	Joshua Morgan	17-0	195	11.5	20-42	.476	0-0	.000	8-18	.444	23	26	49	2.9	28	0	8	10	16	2	48	2.8
02	Kobe Johnson	15-0	129	8.6	6-22	.273	2-11	.182	0-1	.000	4	17	21	1.4	8	0	15	8	3	12	14	0.9
30	Harrison Hornery	7-0	28	4.0	2-8	.250	1-6	.167	0-0	.000	2	2	4	0.6	3	0	1	2	1	2	5	0.7
12	Boubacar Coulibaly	5-0	13	2.6	1-2	.500	0-0	.000	1-2	.500	2	2	4	0.8	2	0	1	0	1	0	3	0.6
04	Malik Thomas	4-0	6	1.5	0-1	.000	0-1	.000	1-2	.500	0	0	0	0.0	1	0	0	0	0	1	1	0.3
32	Reggie Parris	1-0	1	1.0	0-0	.000	0-0	.000	0-0	.000	0	0	0	0.0	1	0	0	0	0	0	0	0.0
15	Zach Brooker	1-0	1	1.0	0-0	.000	0-0	.000	0-0	.000	0	0	0	0.0	0	0	0	0	0	0	0	0.0
Team											41	26	67					11				
Total.....		20	4050		520-1182	.440	134-383	.350	268-386	.694	254	537	791	39.5	335	3	267	245	91	107	1442	72.1
Opponents.....		20	4050		491-1200	.409	156-402	.388	245-341	.718	203	462	665	33.2	363	-	254	198	77	130	1383	69.2

TEAM STATISTICS	USC	OPP	Date	Opponent	Score	Att.
SCORING	1442	1383	* 12/01/21	UTAH	w 93-73	3754
Points per game	72.1	69.2	* 12/04/21	at Washington St.	w 63-61	4069
Scoring margin	+3.0	-	* 01/06/22	at California	w 77-63	4811
FIELD GOALS-ATT	520-1182	491-1200	* 01/11/22	at Stanford	L 69-75	100
Field goal pct	.440	.409	* 01/13/22	OREGON ST.	w 81-71	0
3 POINT FG-ATT	134-383	156-402	* 01/15/22	OREGON	L 69-79	0
3-point FG pct	.350	.388	* 01/20/22	at Colorado	w 61-58	7475
3-pt FG made per game	6.7	7.8	* 01/22/22	at Utah	w 79-67	7846
FREE THROWS-ATT	268-386	245-341	* 01/24/22	ARIZONA ST.	w 78-56	2438
Free throw pct	.694	.718	* 01/27/22	STANFORD	L 61-64	4148
F-Throws made per game	13.4	12.3	* 01/29/22	CALIFORNIA	w 79-72	4293
REBOUNDS	791	665	* 02/03/22	at Arizona St.	w 58-53	7246
Rebounds per game	39.5	33.2	* 02/05/22	at Arizona	L 63-72	14644
Rebounding margin	+6.3	-	* 02/12/22	UCLA	w 67-64	10258
ASSISTS	267	254	* 02/17/22	WASHINGTON	w 79-69	3218
Assists per game	13.4	12.7	* 02/20/22	WASHINGTON ST.	w 62-60	4268
TURNOVERS	245	198	* 02/24/22	at Oregon St.	Wo2 94-91	3685
Turnovers per game	12.3	9.9	* 02/26/22	at Oregon	w 70-69	10021
Turnover margin	-2.3	-	* 03/01/22	ARIZONA	L 71-91	10258
Assist/turnover ratio	1.1	1.3	* 03/05/22	at UCLA	L 68-75	13659
STEALS	107	130	* - Conference game			
Steals per game	5.4	6.5				
BLOCKS	91	77				
Blocks per game	4.6	3.9				
ATTENDANCE	42635	73556				
Home games-Avg/Game	10-4264	10-7356				
Neutral site-Avg/Game	-	0-0				

Score by Periods	1st	2nd	OT	OT2	Totals
Southern California	669	754	8	11	1442
Opponents	650	717	8	8	1383



# Southern California Combined Team Statistics (as of Mar 11, 2022)

## All games

Overall record: 26-7 Conf: 14-6 Home: 13-3 Away: 9-3 Neutral: 4-1

#	Player	gp-gs	min	avg	Total		3-Point		F-Throw		Rebounds				pf	dq	a	to	blk	stl	pts	avg
					fg-fga	fg%	3fg-fga	3fg%	ft-fa	ft%	off	def	tot	avg								
03	Isaiah Mobley	31-31	1052	33.9	158-351	.450	41-116	.353	85-123	.691	69	193	262	8.5	62	0	98	58	29	24	442	14.3
00	Boogie Ellis	32-32	967	30.2	142-337	.421	55-145	.379	71-89	.798	16	90	106	3.3	72	1	79	55	5	26	410	12.8
13	Drew Peterson	33-33	1088	33.0	142-304	.467	46-112	.411	76-106	.717	38	168	206	6.2	51	0	110	80	27	23	406	12.3
01	Chevez Goodwin	33-33	803	24.3	158-277	.570	0-0	.000	47-100	.470	90	123	213	6.5	80	0	21	53	16	14	363	11.0
23	Max Agbonkpolo	32-17	693	21.7	95-209	.455	25-90	.278	35-49	.714	26	84	110	3.4	60	0	23	39	18	18	250	7.8
21	Reese Dixon-Waters	32-0	428	13.4	44-105	.419	21-48	.438	34-39	.872	21	36	57	1.8	43	2	17	19	5	13	143	4.5
20	Ethan Anderson	33-15	684	20.7	61-159	.384	17-53	.321	8-22	.364	15	59	74	2.2	44	1	71	32	9	18	147	4.5
24	Joshua Morgan	30-0	373	12.4	41-76	.539	0-0	.000	14-26	.538	32	53	85	2.8	48	0	13	15	28	3	96	3.2
55	Amar Ross	1-0	1	1.0	1-1	1.000	1-1	1.000	0-0	.000	0	2	2	2.0	0	0	0	0	0	0	3	3.0
05	Isaiah White	24-4	265	11.0	22-71	.310	6-30	.200	21-34	.618	13	40	53	2.2	25	0	11	15	3	11	71	3.0
12	Boubacar Coulibaly	6-0	23	3.8	3-5	.600	0-0	.000	4-6	.667	4	6	10	1.7	2	0	2	0	2	0	10	1.7
30	Harrison Hornery	12-0	54	4.5	7-17	.412	5-13	.385	0-0	.000	2	9	11	0.9	5	0	1	3	1	2	19	1.6
02	Kobe Johnson	26-0	199	7.7	11-34	.324	4-14	.286	6-8	.750	6	22	28	1.1	19	0	21	12	5	16	32	1.2
04	Malik Thomas	9-0	18	2.0	1-6	.167	0-2	.000	1-2	.500	0	1	1	0.1	3	0	1	3	0	1	3	0.3
32	Reggie Parris	1-0	1	1.0	0-0	.000	0-0	.000	0-0	.000	0	0	0	0.0	1	0	0	0	0	0	0	0.0
15	Zach Brooker	1-0	1	1.0	0-0	.000	0-0	.000	0-0	.000	0	0	0	0.0	0	0	0	0	0	0	0	0.0
Team											61	46	107				13					
Total.....		33	6650		886-1952	.454	221-624	.354	402-604	.666	393	932	1325	40.2	515	4	468	397	148	169	2395	72.6
Opponents.....		33	6650		782-2011	.389	234-695	.337	377-529	.713	349	770	1119	33.9	572	-	391	330	110	212	2175	65.9

TEAM STATISTICS	USC	OPP	Date	Opponent	Score	Att.
SCORING	2395	2175	11/09/21	CSUN	w 89-49	3321
Points per game	72.6	65.9	11/13/21	at Temple	w 76-71	5323
Scoring margin	+6.7	-	11/16/21	at FGCU	w 78-61	4509
FIELD GOALS-ATT	886-1952	782-2011	11/22/21	DIXIE ST.	w 98-71	2189
Field goal pct	.454	.389	11/25/21	vs Saint Joseph's	w 70-55	0
3 POINT FG-ATT	221-624	234-695	11/26/21	vs San Diego St.	w 58-43	2890
3-point FG pct	.354	.337	* 12/01/21	UTAH	w 93-73	3754
3-pt FG made per game	6.7	7.1	* 12/04/21	at Washington St.	w 63-61	4069
FREE THROWS-ATT	402-604	377-529	12/07/21	EASTERN KY.	w 80-68	2608
Free throw pct	.666	.713	12/12/21	LONG BEACH ST.	w 73-62	5561
F-Throws made per game	12.2	11.4	12/15/21	UC IRVINE	w 66-61	3253
REBOUNDS	1325	1119	12/18/21	vs Georgia Tech	w 67-53	7821
Rebounds per game	40.2	33.9	* 01/06/22	at California	w 77-63	4811
Rebounding margin	+6.2	-	* 01/11/22	at Stanford	L 69-75	100
ASSISTS	468	391	* 01/13/22	OREGON ST.	w 81-71	0
Assists per game	14.2	11.8	* 01/15/22	OREGON	L 69-79	0
TURNOVERS	397	330	* 01/20/22	at Colorado	w 61-58	7475
Turnovers per game	12.0	10.0	* 01/22/22	at Utah	w 79-67	7846
Turnover margin	-2.0	-	* 01/24/22	ARIZONA ST.	w 78-56	2438
Assist/turnover ratio	1.2	1.2	* 01/27/22	STANFORD	L 61-64	4148
STEALS	169	212	* 01/29/22	CALIFORNIA	w 79-72	4293
Steals per game	5.1	6.4	* 02/03/22	at Arizona St.	w 58-53	7246
BLOCKS	148	110	* 02/05/22	at Arizona	L 63-72	14644
Blocks per game	4.5	3.3	02/08/22	PACIFIC	w 74-68	2189
ATTENDANCE	61756	118674	* 02/12/22	UCLA	w 67-64	10258
Home games-Avg/Game	16-3860	12-6949	* 02/17/22	WASHINGTON	w 79-69	3218
Neutral site-Avg/Game	-	5-7057	* 02/20/22	WASHINGTON ST.	w 62-60	4268
			* 02/24/22	at Oregon St.	Wv2 94-91	3685
			* 02/26/22	at Oregon	w 70-69	10021
			* 03/01/22	ARIZONA	L 71-91	10258
			* 03/05/22	at UCLA	L 68-75	13659
			03/10/22	vs Washington	w 65-61	10417
			03/11/22	vs UCLA	L 59-69	14158

\* - Conference game



# The Galen Center



**Home of USC Basketball**





**This is USC**





C Hoops...



# Tenacious...





# ...Defense







# ENTERTAINMENT CAPITAL



L.A.'s Got...It All!







M  
E  
D

E  
X  
P

I  
A

O  
S  
U  
R

E



# TOP NOTCH

USC's beautiful home has attracted some of the top teams in the country in the first 15 seasons, including Oklahoma, Texas, Texas A&M, Tennessee, SMU, Vanderbilt, Boston College, Georgia, Georgia Tech, New Mexico and Kansas twice, including during their 2007-08 NCAA Championship season. The Pac-12 is riddled with talent and many future NBA stars have played before the Trojan faithful at the Galen Center.

# OPPONENTS

USC shown here defeating Texas and NCAA Player of the Year Kevin Durant 87-68 in the second round of the 2007 NCAA Tournament.

Not only does USC play in one of the toughest conferences in the country, but they also look to face some of the toughest non-conference teams to prepare themselves for the NCAA tournament. This year's schedule includes games against Georgia Tech and Oklahoma State. USC will play in the Wooden Legacy in Anaheim this season, playing Saint Joseph's and either Georgetown or San Diego State. USC has also played in tournaments in Puerto Rico, Hawaii, Alaska, New York, Las Vegas, South Carolina, Kansas City and Anaheim in the last 16 seasons. The Trojans also went on a summer tour to Spain and France before the 2019-20 season and took exhibition trips to Italy in 2015 and Brazil in 2011.





**Team photo during USC's Elite Eight Run in Indianapolis, Ind.**



**USC took out No. 12 Kansas 85-51 in the second round and then conference foe Oregon 82-68 in the Sweet 16. Above left, the USC bench celebrates one of the team's 11 three-point baskets. Above right, Isaiah Mobley flashes Fight On! walking off the court aft the Trojans second victory of the season over Oregon.**



# 2021•2022 USC Recap

**2021•2022 OVERALL: 26-7**

**2021•2022 PAC-10: 14-6 (3RD)**

## **Talented Trojans Keep It Rolling, Tie School Wins Mark**

**- Have Won School Record 160 Games Over Last 7 Seasons -**

Despite losing leading scorer and the No. 3 overall pick in the NBA Draft Evan Mobley and second-leading scorer and lead guard Tahj Eaddy, the Trojans returned most of its roster from the 2021 Elite Eight team, so there was belief that they could be a solid team. Boy did they exceed that.

With a return of a solid core, the Trojans were unranked, but picked to finish third in the Pac-12. From the minute the team started to assemble late in the summer, it was clear that everyone had improved tremendously and the newcomers would fit in nicely.

Isaiah Mobley had put his name in for the NBA Draft but decided to return to school and he did so with a new confidence to his game. His hot shooting at the end of the 2020-21 season he was proving was no fluke and he looked like a player who the game had slowed down for and he was ready to lead the team on a journey of unfinished business. Mobley led USC with 14.3 points and 8.5 rebounds per game and was named First-Team All-Pac-12, just like his brother a year ago.

Senior guard Drew Peterson kept getting better and better throughout the season, finishing third on the team in scoring (12.3), third in rebounds (6.2) and leading the team with 110 assists. Peterson also finished third on the team with 27 blocks and provided the team with clutch performances down the stretch of games. His three-pointer with 11.5 seconds left gave USC a 70-69 victory on the road at Oregon on Feb. 26.

Junior guard Boogie Ellis very nicely filled the void left by the graduation of Eaddy. Ellis missed one game due to an ankle injury, but started every other contest and was USC's second-leading scorer

and primary ball-handler. He led the Trojans in three-pointers made (55) and was one of USC's top two scorers in 18 games.

Perhaps no one improved more than redshirt senior forward Chevez Goodwin. He started every game for USC and averaged 11.0 points and was second on the team with 6.5 rebounds per game. He gave the Trojans a constant scoring presence in the paint especially early in the season when he completed key three-point plays late in wins vs. UC Irvine and at Washington State.

Junior guard Ethan Anderson and junior wing Max Agbonkpolo alternated starting throughout the season. It was originally to be a three-man rotation, but redshirt senior guard Isaiah White had some injuries throughout the season. Anderson appeared in all 33 games, making 15 starts, and averaged 4.5 points and was fourth on the team with 71 assists. Agbonkpolo appeared in 32 games, making 17 starts, and averaged 7.8 points and 3.4 rebounds. He was fourth in rebounds and fifth in scoring among the Trojans. White averaged 3.0 points and 2.2 rebounds in 24 games and had some injuries which slowed him during the season. After missing five games with a strained right wrist from a fall in the game on Feb. 20, he returned in the Pac-12 Tournament and could become a key piece moving forward.

Freshmen guards Kobe Johnson and Reese Dixon-Waters improved tremendously throughout the season and saw the minutes expand. USC head coach Andy Enfield was not afraid to put them in any situation and often leaned on them for their defensive prowess. Dixon-Waters averaged 4.5 points and 1.8 rebounds, including 7.5 points the last eight games of the season. Johnson averaged 1.2 points and in the victory at Oregon State on Feb. 24 had five steals in 12 minutes of action.

Freshman forward Harrison Hornery did not see extensive action, but was always ready when needed. With Isaiah Mobley out for



**Isaiah Mobley**



**Drew Peterson**



**Max Agbonkpolo**



## 2021-2022 RECAP CONTINUED

the game vs. Pacific on Feb. 8, Hornery was turned to with the Trojans down 13 points in the second half and he hit three quick three-pointers and helped lead the Trojans back to a 74-68 victory. Freshman guard Malik Thomas, the 2021 California Gatorade Boy's Basketball Player of the Year, played sparingly, but showed great strides throughout the season during practice.

Redshirt sophomore forward Joshua Morgan was very solid in his role off the bench. He averaged 3.2 points and 2.8 rebounds. He also accumulated 28 blocks. Sophomore forward Boubacar Coulibaly had some injury issues early in the season which took him out of the rotation and he saw limited minutes.

USC's non-scholarship athletes senior guards Amar Ross and Reggie Parris and sophomore guard Zach Brooker did not see too much action, but Ross made the most of his time by hitting a three and grabbing two rebounds in his one minute of action.

USC began the season winning its first 13 games, tied for the fourth-best start by the Trojans in school history (also in 1940). USC's best start to a season ever was 17-0 in 1910, 16-0 in 1971 and 14-0 in 2017. The 13-game winning streak overall was tied for the sixth-longest in school history.

Included in the winning streak were hard-fought road wins at Temple, before it lost its leading scorer for the season due to injuries, and at Florida Gulf Coast, before a sellout crowd determined to convince Enfield he had made a mistake in moving to Los Angeles. Additionally, the Trojans defeated Saint Joseph's and San Diego State over Thanksgiving to win the Anaheim Classic Tournament. USC moved up to No. 5 in the AP rankings on Jan. 10, its highest ranking since also being ranked No. 5 on Dec. 30, 1974.

USC suffered its first loss a day later on Jan. 11 at Stanford, 75-69, a game which it held a slight lead much of the time, but a late 9-1 run by the Cardinal snapped the Trojans' streak. The contest was a make-up game due to a Covid-19 issue within the Stanford game for the game originally scheduled on Jan. 7.



**Boogie Ellis**

The Trojans returned home and gutted out a win against Oregon State, it game it trailed by 10 points in the second half, then lost at home to a hot Oregon team 79-69 two days later.

USC regrouped with a sweep of perhaps the toughest Pac-12 road trip to make by winning at Colorado 61-58 and at Utah 79-67.

USC returned home to defeat Arizona State in another Covid-19 make-up game, only to then lose to Stanford again. The Cardinal jumped on the Trojans early, taking a 25-17 lead, only to have USC go on a 17-3 run to closeout the half for a 34-28 lead. Stanford game out from the break to immediately tie the game and it remained close the rest of the way and the Cardinal pulled out the 64-61 road win.

USC then won at Arizona State and had eventual Pac-12 regular season champion Arizona down by six points with 6:30 remaining, only to go 1-for-14 the rest of the way. As it turned out Isaiah Mobley broke his nose nearly halfway through the second half when fighting for a rebound and was 0-for-5 after his return.

USC added the Pacific game late to make up for the December game against Oklahoma State that was cancelled due to Covid-19 issues within the USC program. The Trojans found themselves down 13 points in the second half and playing without Mobley, before Hornery helped lead the Trojans back with 9 second-half points. That victory began a six-game winning streak for the Trojans.

After the win against Pacific, USC then defeated rival UCLA at home to run its winning streak over the Bruins to five, its longest since it won 42-straight from 1932-43. USC then took care of Washington and Washington State at home before hitting the road.

The Trojans again showed their mettle in road games winning 94-91 in two overtimes at Oregon State before getting revenge with a 70-69 win at Oregon on Feb. 26, thanks to a Peterson three-pointer with 11.5 seconds remaining. That win gave USC a 25-4 record, the 25 wins setting a school record for more regular season wins in a season.

USC finished the regular season with a 91-71 loss against then No. 2 Arizona and a 75-68 loss at then No. 17 UCLA. The final game determined second and third place in the Pac-12, with Arizona taking first.

USC then took its first losing streak of the season and first since Feb. 25 and Feb. 27, 2020, into the Pac-12 Tournament. USC would get back in the win column with a quarterfinal win over Washington, 65-61. It was far from easy as USC committed a season-high 23 turnovers. The Trojans then fell 69-59 in the semifinals to UCLA, making just 39.6 percent of its shots.

The No. 22-ranked Trojans received a No. 7 seed in the Midwest and were shipped out to Greenville, S.C. for a first-round game against Miami...here we go!







**The Trojan Fever, Dance Force and Song Girls all add to the home court advantage at Galen Center.**





**ANDY ENFIELD**



# ANDY ENFIELD

HEAD COACH • 9TH YEAR

Andy Enfield, 52, a proven winner as a player, assistant coach and head coach, was named the USC men's basketball head coach on April 1, 2013 and has quickly brought success to the Trojans' basketball program. Results came immediately with the Trojans setting the school single-season win record and the most wins in program history over a two-year, three-year, four-year, five-year, six-year and now 7-year period. USC has won 160 games over the last seven seasons which is the third-most wins in the Pac-12 and the 13th-most wins in the nation among power conferences during that time. USC has had the second-best overall record in the Pac-12 four of the last five seasons (24-12 in 2018, 22-9 in 2020, 25-8 in 2021 and 26-7 in 2022). USC's 73 wins the past two seasons trail only Baylor (80) and Kansas (77) among the six basketball power conferences.

Over the last four seasons, USC has had five players selected in the NBA Draft, tied for the fifth-most by any program in the country, with Evan Mobley being selected No. 3 overall in the 2021 NCAA Draft a year after Onyeka Okongwu was selected No. 6 in the 2020 NBA Draft. USC and Florida State are the only two college basketball programs to have a player selected in the top 10 in each of the last two drafts and only USC, FSU, Kentucky and North Carolina have had a first-round selection in each of last three NBA Drafts.

Enfield guided the Trojans into the postseason in three consecutive seasons (2016-18), the first time for USC since 2007-09, and his teams have reached the NCAA Tournament four times in eight seasons, including the 2020-21 season. His teams have also excelled in the classroom by setting the program's top team GPAs for the Spring, Fall and Summer sessions. Enfield has brought in seven consecutive Top 30 recruiting classes, with the 2021 class ranking No. 12.

Enfield has an 183-117 record in his first nine seasons as the USC head coach and is 224-145 in 11 seasons as a head coach. The 2020-21 Trojans went 25-8 and advanced to the NCAA Tournament Elite Eight, winning the most conference games and games overall in the regular season among Pac-12 teams. The 2019-20 Trojans went 22-9, finished tied for 3rd in the Pac-12 and were getting better as the season was cancelled due to COVID-19. USC won three straight and five of its last seven to closeout the season. The Trojans led Pac-12 teams in defensive field goal percentage and points per game allowed in Conference play.

The 2018-19 Trojans were bitten by the injury bug beginning late in the summer, practicing the majority of the preseason with seven or eight scholarship players. Ultimately USC players missed 54 games due to injury and finished with a 16-17 record after falling to regular season champion Washington 78-75 in the quarterfinals of the Pac-12 Tournament. The Trojans provided many highlights including back-to-back-to-back home wins over UCLA (80-67), Arizona (80-57) and Arizona State (69-67). Bennie Boatwright was third among Pac-12 players with an 18.2 scoring average and Nick Rakocevic flirted with a double-double average with 14.7 points and 9.3 points per game. Boatwright was named first team All-Pac-12 and Rakocevic was named honorable mention. USC led the Pac-12 in three-point field goal percentage, assists and assist to turnover ratio.

Enfield guided the 2017-18 Trojans to a 24-12 record and to a second place finish in the Pac-12, its highest outright conference finish since 1992. USC's 12 Pac-12 wins were its most since also going 12-6 in 2002. The Trojans reached the Pac-12 Tournament finals for the first time since winning the title in 2009. USC fell 75-61 to regular season conference champion Arizona in the title game, after defeating Oregon (74-54) and Oregon State (61-48) in the first two rounds. Guards Jordan McLaughlin and Jonah Mathews were named to the All-Tournament team. McLaughlin and Chimezie Metu were named



first-team All-Pac-12 and McLaughlin was named to the All-Defensive team and Metu was named honorable mention on that team. USC won the Diamond Head Classic in Hawai'i by defeating Akron, Middle Tennessee State and NCAA-Tournament bound New Mexico State. USC set school records with 296 three-pointers made, 1022 FG made and 569 assists. The Trojans also scored the second-most points by a USC team in history (2,798). The Trojans accomplished all of this and achieved a No. 10 ranking in the preseason, its highest since the 1974-75 season, despite 40 percent of its projected starting lineup missing much of the season.

USC went 26-10 in the 2016-17 season to set the school record for wins in a season, was in the top 25 rankings for five weeks with a high of No. 22 and won two NCAA Tournament games. The Trojans won their first 14 games which was tied for the fourth-longest winning streak in school history and was the best USC start since the 1971 season. The 13-0 mark in nonconference regular season action was just the sixth

time in school history USC had gone undefeated in the nonconference slate. USC's 47 combined wins during the 2016 and 2017 seasons were the most by the Trojans in a two-season stretch, breaking the mark of 46 total wins in consecutive seasons done in 2001-02 and 2007-08. USC defeated Providence in the First Four game for its first NCAA Tournament win since the 2009 season, then defeated No. 11 SMU before falling 82-78 to No. 12 Baylor, one win away from a Sweet 16 berth. USC won consecutive NCAA Tournament games for the first time since also winning two straight in the 2007 Tourney. USC continued to play its up-tempo style and set the school record for assists (550), three-pointers made (283) and shots blocked (190), while recording its most steals as a team (252) since the 2003 season. USC also averaged 4.25 dunks per game (153 total) and had seven players average at least 7.0 points. Chimezie Metu was named the Pac-12's Most Improved Player and to the Pac-12 All-Conference second team, while Jordan McLaughlin was named honorable mention All-Pac-12 and De'Anthony Melton was named honorable mention on the Pac-12 All-Defensive Team.

After bringing in his recruits and establishing his system during the first two seasons, his Trojans took a big leap forward in the 2015-16 season. USC went 21-13 and advanced to the NCAA Tournament for the first time since 2011. The Trojans had an 8.0 game improvement from the 2014-15 season which was tops among the Power 5 conference teams. USC played an exciting brand of basketball, averaging over 80 points per game and ranking among the nation's top 20 in offensive output. They matched a school record with four 100-point games in a season, after not having broken the century mark since 2002. The Trojans set the then school record with 266 three-pointers made and were in the top 25 in the country in three-point percentage. The high-flying athletic style was also in effect in the 2015-16 season as the Trojans averaged over 3.5 dunks per game and set the then USC season record with 182 blocks, ranking in the top 15 in the country in this category. USC's two freshmen in 2015-16 - Bennie Boatwright and Metu - made an immediate impact as Boatwright averaged 11.5 points and 5.2 rebounds per game, while Metu posted the second-most blocks ever by a Trojan freshman.

Enfield and staff brought in the No. 12-ranked freshman class in 2014-15 and they became key members of the team. McLaughlin was named to the 2015 Pac-12 All-Freshman team and went on to become one of three Pac-12 players all-time to record 700 or more assists and 1,600 or more career points scored. Elijah Stewart would leave USC as the school's career record-holder for three-point baskets made. USC went 12-20 during the 2014-15 campaign, including a Pac-12 Tournament first-round upset win over Arizona State.

USC went 11-21 in his first season, but Enfield developed freshmen



Nikola Jovanovic and Julian Jacobs into impact Pac-12 players. In 2016, Jacobs would lead the Pac-12 in assists and was named to the All-Conference team.

Enfield captivated the nation in 2013 as the head coach at Florida Gulf Coast University as he guided the first No. 15 seed into the NCAA Sweet Sixteen with impressive wins over No. 2 seed Georgetown and No. 7 seed San Diego State and introduced the world to "Dunk City," the nickname for FGCU's high-flying and high-speed offense which often ended with thunderous dunks.

Over Enfield's two-year run at FGCU, the Eagles won 41 games, advanced to the A-Sun Championship game both seasons and became the first No. 15 seed in NCAA Tournament history to make the Sweet Sixteen. His two seasons were the program's first as Division I postseason eligible.

Enfield was 41-28 in his two seasons (2011-12 and 2012-13) at FGCU, with the 41 victories equaling the program's combined total in the four years before he arrived. His squads played an up-tempo offense that featured spectacular dunks and alley-oops (they were nicknamed "Dunk City") and a defense that thrived on takeaways, as they ranked 16th nationally in steals (8.9 per game). He produced the 2013 Atlantic Sun Player of the Year (Sherwood Brown) and Defensive Player of the Year (Bernard Thompson).

In his second year at Florida Gulf Coast, Enfield led the Eagles to a school-record 26 wins in 2013, including a victory over No. 5 Miami. The Eagles won the Atlantic Sun Tournament with a resounding 88-75 victory over Mercer. In just the school's second season of NCAA Division I post-season eligibility, FGCU became the first team since Florida in 1987 to win the first two NCAA Tournament games it ever played. As the NCAA tourney's No. 15 seed, the Eagles shocked second-seeded Georgetown and then seventh-seed San Diego State to advance to the Sweet Sixteen. In 2012 in his first year at FGCU, he led the team to the Atlantic Sun Tournament championship game.

Prior to going to FGCU, Enfield spent the previous five years (2006-07 through 2010-11) as an assistant coach at Florida State, helping the Seminoles to three consecutive NCAA Tournaments (2009-11), including the Sweet 16 in 2011.



Above left, Enfield works with freshman Onyeka Okongwu who went on to be selected by Atlanta with the 6th pick in the 2020 NBA Draft. Above right, Enfield is with Jordan McLaughlin, who finished his career ranked in USC's all-time top 5 in six categories and is one of three Pac-12 players to finish a career with 700 or more assists and 1,600 or more points scored.

Enfield helped the Seminoles' staff sign three straight Top 25 classes, with the 2008 class ranked in the Top 10. The 2011 FSU roster featured 11 top 100 recruits and a pair of McDonald's All-Americans. In 2009, Basketball Times named him the nation's "Most Visible Assistant Coach" for the summer recruiting period, while ESPN The Magazine selected him as one of "Five Super Assistant Coaches in College Basketball" during the 2009 campaign.

Enfield began his coaching career in the NBA, serving as the shooting coach for the Milwaukee Bucks for two seasons (1994-95 and 1995-96). He then was an assistant coach with the Boston Celtics for two seasons (1998-99 and 1999-2000).

Through his company All Net Basketball, he was a player development consultant for NBA teams and players, focusing on improving shooting technique and offensive skills.

Enfield played four seasons (1987-88 through 1990-91) at Johns Hopkins, scoring a program-record 2,025 career points. He set the NCAA all-divisions career free throw percentage record (92.5, hitting 431-of-466 shots). He was a Division III All-American third teamer in 1991 and was inducted into the school's Athletic Hall of Fame in 2001.

He was a GTE Academic All-America first team selection as a senior and second teamer as a junior. He was the first basketball player at Johns Hopkins to earn an NCAA Postgraduate Scholarship and was named the NABC Scholar-Athlete of the Year in 1991. He earned his economics degree from Johns Hopkins in 1991. He has a master's in business administration from the University of Maryland.

He prepped at Shippensburg (Penn.) High, where he was the class valedictorian.

Enfield and his wife, Amanda, a former model based in New York City, have two daughters, Aila and Lily, and a son, Marcum.



Andy and Amanda Enfield at the ESPYs





# ANDY ENFIELD CAPSULE

## Andy Enfield Year-by-Year College Coaching Record

Season	School	Overall	Conference	Results/Postseason
2011-12	Florida Gulf Coast	15-17 (.469)	8-10 (.444)	Atlantic Sun Conference Final
2012-13	Florida Gulf Coast	26-11 (.703)	13-5 (.722)	*Atlantic Sun Conference Champions, NCAA Sweet Sixteen
2013-14	USC	11-21 (.344)	2-16 (.111)	0-1 in Pac-12 Tournament
2014-15	USC	12-20 (.375)	3-15 (.167)	1-1 in Pac-12 Tournament
2015-16	USC	21-13 (.618)	9-9 (.500)	1-1 in Pac-12 Tournament, NCAA 1st Round
2016-17	USC	26-10 (.722)	10-8 (.556)	1-1 in Pac-12 Tournament, NCAA 2nd Round
2017-18	USC	24-12 (.667)	12-6 (.667)	2-1 in Pac-12 Tournament, NIT 2nd Round
2018-19	USC	16-17 (.485)	8-10 (.444)	1-1 in Pac-12 Tournament
2019-20	USC	22-9 (.710)	11-7 (.611)	Postseason cancelled due to COVID-19
2020-21	USC	25-8 (.758)	15-5 (.750)	1-1 in Pac-12 Tournament, NCAA Elite Eight
2021-22	USC	26-7 (.788)	14-6 (.700)	1-1 in Pac-12 Tournament, NCAA TBD

## AS COLLEGE ASSISTANT COACH

Season	Team	League	Position	Record	Postseason Results
2006-07	Florida State	ACC	Assistant Coach	22-13	NIT 2nd Round
2007-08	Florida State	ACC	Assistant Coach	19-15	NIT 1st Round
2008-09	Florida State	ACC	Assistant Coach	25-10	ACC Tournament Final, NCAA 1st Round
2009-10	Florida State	ACC	Assistant Coach	22-10	NCAA 1st Round
2010-11	Florida State	ACC	Assistant Coach	23-11	NCAA Sweet Sixteen

## POSTSEASON RESULTS

Year	Tournament (seed in region)	Site	Record	Results
2013	NCAA (15th South)	Philadelphia, Pa.	2-1	<b>FGCU 78</b> , Georgetown 58
		Philadelphia, Pa.		<b>FGCU 81</b> , San Diego State 71
		Arlington, Texas		Florida 62, <b>FGCU 50</b>
2016	NCAA (8th East)	Raleigh, N.C.	0-1	Providence 70, <b>USC 69</b>
2017	NCAA (11th East)	Dayton, OH	2-1	<b>USC 75</b> , Providence 71
		Tulsa, Okla.		<b>USC 66</b> , SMU 65
		Tulsa, Okla.		Baylor 82, <b>USC 78</b>
2018	NIT (1st)	Galen Center	1-1	<b>USC 103</b> , UNC Asheville 98 (2 OT)
		Galen Center		Western Kentucky 79, <b>USC 75</b>
2021	NCAA (6th West)	Indianapolis, Ind.	3-1	<b>USC 72</b> , Drake 56
				<b>USC 85</b> , Kansas 51
				<b>USC 82</b> , Oregon 68
				Gonzaga 85, <b>USC 66</b>

## NBA Draft Picks Coached By Enfield

Player	School	Year	NBA Team(s)
Al Thornton	Florida State	2007	L.A. Clippers, Golden State, Washington
Toney Douglas	Florida State	2009	New York, Houston, Sacramento, Golden State
Solomon Alabi	Florida State	2010	Toronto
Ryan Reid	Florida State	2010	Oklahoma City
Chris Singleton	Florida State	2011	Washington
Bernard James	Florida State	2012	Dallas
De'Anthony Melton	USC	2018	Houston, Phoenix
Chimezie Metu	USC	2018	San Antonio
Kevin Porter Jr.	USC	2019	Cleveland
Onyeka Okongwu	USC	2020	Atlanta
Evan Mobley	USC	2021	Cleveland

## Andy Enfield's All-Time Coaching Record vs. Opponents

Akron.....1-1	Lehigh.....1-0	San Diego State.....2-0
Alcorn State.....1-0	Lipscomb.....2-2	Santa Clara.....2-1
Arizona.....5-11	Long Beach State.....3-1	SIUE.....1-0
Arizona State.....9-6	Longwood.....1-0	SMU.....2-2
Army.....0-1	Loyola Maryland.....1-1	South Dakota State.....1-0
Ave Maria.....2-0	Loyola Marymount.....1-0	Southeastern.....1-0
Baylor.....0-1	LSU.....1-0	Southern Utah.....1-0
Belmont.....0-3	Maine.....1-1	Stanford.....6-9
Boston College.....2-0	Marquette.....0-1	Stetson.....4-2
BYU.....2-0	Maryland.....0-1	St. John's.....0-1
California.....10-4	Mercer.....3-3	TCU.....1-2
California Baptist.....1-0	Miami.....1-1	Temple.....1-1
Cal Poly.....1-0	Middle Tennessee.....1-0	Tennessee Tech.....1-0
Colorado.....5-12	Missouri State.....2-0	Texas A&M.....1-1
Cornell.....1-0	Monmouth.....1-1	Texas Tech.....0-1
CS Bakersfield.....2-0	Montana.....2-0	Toledo.....2-0
CS Fullerton.....3-0	Nebraska.....0-1	Troy.....1-0
CS Northridge.....3-0	Nevada.....1-1	UCLA.....10-12
Dayton.....1-0	New Mexico.....2-0	UC Davis.....1-0
Dixie State.....1-0	New Mexico State.....1-0	UC Irvine.....2-0
Drake.....1-0	New Orleans.....1-0	UConn.....0-1
Drexel.....1-0	Northern Arizona.....1-0	UC Riverside.....1-0
Duke.....0-1	North Dakota State.....1-0	UC Santa Barbara.....3-0
Eastern Kentucky.....1-0	North Florida.....3-2	UNC Asheville.....1-0
Eastern Tennessee State.....2-2	Northern Kentucky.....2-0	Utah.....7-11
Fairfield.....1-0	Oklahoma.....0-2	Utah State.....1-1
Florida.....0-1	Omaha.....1-0	USC Upstate.....3-2
Florida A&M.....1-0	Oregon.....7-11	Vanderbilt.....1-1
Florida Gulf Coast.....2-0	Oregon State.....11-7	VCU.....0-1
Florida International.....1-0	Pacific.....1-0	Vermont.....1-0
Georgetown.....1-0	Penn State.....0-1	Villanova.....0-1
Georgia Tech.....1-0	Pepperdine.....2-0	Wake Forest.....0-1
Gonzaga.....0-1	Portland.....1-0	Washington.....10-6
Harvard.....1-0	Portland State.....0-1	Washington State.....13-1
Howard.....1-0	Prairie View A&M.....1-0	West Alabama.....1-0
Idaho.....1-0	Princeton.....0-1	Western Kentucky.....0-1
Iowa State.....0-1	Providence.....1-1	Wichita State.....1-0
Jacksonville.....4-0	Robert Morris.....1-0	Wyoming.....1-0
Kansas.....1-0	Saint Joseph's.....1-0	Xavier.....1-1
Kennesaw State.....4-0	Samford.....1-0	Yale.....1-0
Lafayette.....1-0	San Diego.....2-0	<b>TOTALS.....224-145</b>





Above, Enfield appears on the Jay Leno Show after his arrival to USC. Below left, Amanda and Andy Enfield on the red carpet at the 2019 Cedars-Sinai Sports Spectacular. Below right, Enfield receives a commemorative basketball from then Senior Associate AD Steve Lopes for his 100th career win as USC's head coach. Enfield enters the season with 198 career wins, 157 as the Trojans' leader.





# CHRIS CAPKO

ASSOCIATE HEAD COACH • 1ST YEAR, 8TH WITH THE PROGRAM

Chris Capko was promoted to Associate Head Coach for the USC men's basketball program by head coach Andy Enfield on Aug. 30, 2021, after serving as an assistant coach since April 22, 2016.

He has been a perfect fit for Enfield's staff of energetic and talented coaches who are laying a great foundation for the program through strong recruiting. Capko was one of three college assistants in 2019 brought in for a feature broadcast by AthleticDirectorU to discuss the tough issues facing the game today.

Capko, who served as the USC Director of Operations during the 2014 and 2015 seasons, returned to the Trojans after spending the 2015-16 season as an assistant coach for Florida International University (FIU).

Before he came to USC as the Director of Operations, Capko spent two seasons as an assistant men's basketball coach at Georgia Southern (2012 and 2013) and as an assistant coach at Stetson (2010 and 2011).

Before his stint at Stetson, Capko served as a graduate assistant at Marshall where he assisted in the day-to-day operations of the program, monitoring academic progress of the players, weight training, conditioning, film exchange and assisting with the recruiting process.



As a player, Capko spent his first semester in the basketball program at the University of Florida under Billy Donovan. He later transferred to USF in Tampa where he played for three years. As a junior he was fifth in the Big East in assists and as a senior he was the Bulls' team captain.

Capko earned Academic All-Big East honors as a junior and senior at USF. He was also the Bulls' nominee for Big East Basketball Student-Athlete of the Year in 2007. Capko earned a bachelor's degree in mass communications at USF in December 2006 and a Master's in adult and technical education from Marshall in 2009.

A native of Lakeland, Fla., Capko was a starter for Kathleen High School when the Red Devils won the 2001 FHSAA 4-A State Championship. His wife's name is Miranda and they had their first child, Zoe Saint, born on Aug. 4, 2021.



Left, Capko & head coach Andy Enfield making observations from the sidelines. Right, Capko instructs forward Onyeka Okongwu.



# ERIC MOBLEY

ASSISTANT COACH • 4TH YEAR

Eric Mobley is in his fourth season as an assistant men's basketball coach at USC, being named to the position by head coach Andy Enfield on March 24, 2018. Mobley brings a wealth of experience in coaching, player development, mentoring and working on skill enhancement for big men.

"We are excited to add Eric to our coaching staff," said Enfield at the time of the signing. "He brings to our program a wealth of playing and coaching experience at a variety of levels. He is an outstanding coach and a terrific person."

Mobley, 53, coached various AAU programs during the previous 11 years, coaching the AAU Compton Magic 16-and-Under team the three years before joining USC. Prior to joining the Trojans he traveled with the Compton Magic to China and put on coaching clinics and hosted player camps.

Mobley also ran the Triple Threat AAU youth basketball program from 2007-2018. The Triple Threat program, which he founded, was designed to educate and empower student-athletes with confidence, commitment and integrity through the game of basketball.

In addition to all of his other basketball activities, Mobley also served as the head women's basketball coach at Rancho Christian High in Temecula, Calif. last season.



Mobley played collegiately at Portland, where he averaged 7.2 points and 5.6 rebounds as a 1990 starter. He then played a season at Cal Poly Pomona, where he was the team captain.

He then played on professional teams internationally in Portugal, Mexico and Indonesia, as well as domestically in the World Basketball League and on the legendary Meadowlark Lemon's Harlem All-Stars.

Mobley was originally from Georgia and moved to the San Diego area in the 1980s, where he graduated from Helix High in La Mesa (Calif.). He graduated from Portland in 1990 with a degree in Criminal Justice. He has worked in the Public Defenders Office in both Riverside and San Diego County as a corrections officer and investigator. He is also involved in various ministry works, feeding the homeless and the Salvation Army.

He and Nicol are the parents of sons Isaiah and Evan. Isaiah is a junior on USC's basketball team and Evan played as a freshman at USC in the 2020-21 season before being selected No. 3 overall in the NBA Draft. The Mobleys also served as foster parents for five years to teens who are now adults. They are also currently serving as a host family for a Chinese student, Johnny, who is going to high school here in the States.



Above left, Mobley works with Nick Rakocovic and above right shouts instructions from the bench.



# JAY MORRIS

ASSISTANT HEAD COACH • 1ST YEAR

Jay Morris was named an assistant coach for the USC men's basketball program by Andy Enfield on August 30, 2021.

Morris spent the last three seasons as an assistant coach at San Diego State, where he helped guide the Aztecs to a combined 74-20 record, including a 42-11 tally in Mountain West Conference games. San Diego State went 23-5 last season and won the Mountain West Conference Tournament, before falling to Syracuse in the first round of the 2021 NCAA Tournament. During the 2019-20 season, he helped guide the program to a 26-0 start, and distinction as the last undefeated team in Division I. San Diego State was the only team in the country to complete the regular season with just one loss (28-1) and one of three programs to finish the year with only two losses. SDSU spent 15 weeks ranked in the national polls including 11 weeks in the AP top-10. For five weeks the squad was No. 4 and finished at No. 6, equaling its highest ranking to end a season (2010-11).

Morris spent the 2017-18 season as an assistant coach at San Jose State. In his one season at SJSU, Morris helped the Spartans improve in several statistical categories, mostly on the defensive side of the ball. SJSU finished five spots better in the Mountain West than it did in 2016-17 in field-goal percentage defense, ranking sixth and limiting foes to 43.7 percent shooting (46.0 percent in '16-17). The Spartans also finished with better conference rankings than the previous season in three-point field-goal percentage defense (8th to 4th) and scoring defense (9th to 7th). Offensively, Morris helped SJSU improve its three-point shooting as it ranked fifth in the MW in 2017-18 (.371) compared to 2016-17's seventh-place showing (.348).

Prior to the 2017-18 season, Morris briefly held a non-coaching position at SDSU before accepting the full-time assistant coach job at San José State. He spent the 2016-17 season at Long Beach State as the director of player development, where he was responsible, in part, for the development of an off-court curriculum focused on developing skills and relationships that would assist student-athletes after basketball.



Prior to his time at the Big West school, Morris spent the 2015-16 campaign at Nevada. In that one season, Morris helped the Wolf Pack to a 24-14 record, which was a 15-win improvement over the previous year, and to a CBI championship. On the recruiting trail, Morris was the lead recruiter for several four-star signees, leading to national recognition by a number of recruiting sites.

Before moving to Reno, Morris was rooted at CSUN, a school he spent five seasons at as an assistant coach. While in the San Fernando Valley, Morris led the recruiting efforts for the 2012 Big West Freshman of the Year and number of Division I transfers. On the floor, he was instrumental in the development of the team's perimeter and interior players, and while assisting the Matador offense in 2013-14, CSUN ranked in the top-10 nationally in free throw percentage (1st), free throws made (2nd) and free throws attempted (8th).

Morris got his Division I start at Long Beach State where he spent two seasons as the director of operations. In his position, he was responsible for coordinating team travel, film exchange, serving as camp director, maintaining the program's recruiting database and monitoring academic progress. During his time at LBSU, the 49ers had the 10th-best recruiting class among mid-majors in 2009 and made the title game at the 2010 Big West tournament.

A member of the National Association of Basketball Coaches (NABC), Morris received his coaching start at his high school alma mater, Westchester High in Los Angeles where he was an assistant basketball coach and strength coach for three seasons. During his stint at the prep level, Morris coached six players who went on to play Division I.

Morris earned his bachelor's degree in Kinesiology from Cal State Dominguez Hills in 2010, and later received his master's degree in coaching/athletic administration from Concordia University in 2017.

Morris and his wife, Yavonna, have twins -- a son named Chance and daughter named Mercy.





# DESMON FARMER

DIRECTOR OF SCOUTING • 1ST YEAR



Desmon Farmer is in his first season as a Director of Scouting for USC after serving as a graduate assistant for the program last season. He brings with him a wealth of professional playing experience and youth coaching and skill development training.

Farmer has spent the last nine years working with professional and elite youth athletes to advance their basketball skills which resulted in multiple championships and over 20 college scholarships. Farmer coached the winning team at the National Basketball Players Association Top 100 Camp. Has served as the Royal Basketball school and Young3 coach and skills trainer

since 2018.

He was the founder and coach of the AAU Vegas Thunder/Jam On It team with produced more than 20 NCAA scholarships for its athletes. He has also provided private and group training as well as clinics for youth athletes since 2011. He also is part owner and player for the Big3, a 3-on-3 professional league started by Ice Cube.

After playing professionally for 14 seasons, he returned to USC to finish his Bachelor of Arts degree in the Spring of 2020. Farmer played for USC from 2001-04, scoring 1,606 points which still ranks fifth on the Trojans' all-time scoring list. His freshman season of 2001 the Trojans went 24-10 and reached the Elite Eight, beating Oklahoma State, Boston College and Kentucky, before falling to Duke in the Regional final. He was named to the Pac-10 All-Freshman team in 2001, was All-Conference from 2002-04 and honorable mention All-America in 2004. He averaged 13.3 points per game during his career, including a 19.4 average as a senior which is the 13th-best single-season scoring average by a Trojan.

After leaving USC, Farmer was signed as a free agent by the NBA's Indiana Pacers, but did not make the roster. He played in a combined 11 NBA games with Seattle in 2006-07 (8) and San Antonio in 2008 (3) scoring a total of 26 points. During his stay in the NBA he was coached by Gregg Popovich, Bob Hill and Rick Carlisle.

From 2004-15 he played for teams in the NBA D-League (now G-League) or for international professional teams. In the D-League he played for Reno, Rio Grande Valley and Tulsa becoming one of the league's all-time leading scorers. Internationally he played in Israel, the Dominican Republic, Argentina, Colombia, Croatia, Russia, Puerto Rico, Spain, Poland, Belgium and Greece. He helped lead his Prokom Trefl team to the 2005 EuroLeague Sweet 16 and his Zadar Croatia team to the 2009 EuroCup Elite Eight. While playing for Candores in the Colombian LBN League, he set the single-game scoring record with 50 points.

Farmer is originally from Flint, Mich. He graduated from Flint Northwestern High in 2000 where he earned Michigan high school basketball All-State honors.

# KURT KARIS

DIRECTOR OF SCOUTING • 3RD YEAR

Kurt Karis is in his third season as Director of Scouting, following two seasons as a graduate assistant with the USC men's basketball program. He earned his Master's in Communication Management in 2020. He also earned his undergraduate degree from USC in Communication

Karis began his USC basketball career in the 2017 season following two years (2014-15) at Chicago State. The Northbrook, Ill. native played in 22 games in two seasons for the Trojans, serving the role of a back-up guard on the team.



Karis played his high school ball at Glenbrook North and averaged 17 points and seven assists as a senior. He was named all-conference his final three seasons at Glenbrook North and was named the team MVP his final two seasons. He helped lead his team to conference titles each of his final three seasons.

Karis is one of 10 children.



Karis works with Onyeka Okongwu



---

# KURTIS SHULTZ

**STRENGTH AND CONDITIONING MANAGER • 9TH YEAR**

---



Kurtis Shultz is in his ninth season as part of the USC strength and conditioning staff. He will primarily be working with the USC men's basketball team once again this season.

Shultz arrived at USC after three seasons (2009-11) as the Tampa Bay Buccaneers head strength and conditioning coach and six seasons overall with the NFL team. He oversaw the Buccaneers year-round conditioning program while also overseeing the 9,353 square foot workout facility that he helped design.

Shultz joined Tampa Bay after two seasons with the Minnesota Vikings (2004-05) as the head strength and conditioning coach. In 2003 he served as the assistant strength coach with the Cincinnati Bengals.

Shultz gained a bulk of his professional experience as strength coach for the Maryland basketball program, helping the team to the 2001-02 NCAA title.

Shultz was also a basketball player at Maryland (1991-95) and served as team captain as a senior. His final two seasons with the Terrapins they advanced to the NCAA Sweet Sixteen.

His wife's name is Sharon and they have three children, Jacob (12), Courson (10) and Jaxson (8).



Shultz has installed a rigorous workout program designed to get the Trojan players in their best shape ever and ready to to push the ball up court for 40 minutes.

---

# JON YONAMINE

**ASSOCIATE ATHLETIC TRAINER, MEN'S BASKETBALL • 9TH YEAR**

---



Jon Yonamine is in his ninth season as the USC men's basketball athletic trainer. He was promoted to Associate Athletic Trainer, Men's Basketball in August of 2015.

He began working at USC in 2008 and has served as the Trojans' athletic trainer for track and field (2008-11) and baseball (2011-13).

Yonamine previously worked as an assistant athletic trainer at UC Irvine. While at UC Irvine, he worked with various teams including men's basketball, baseball, and the men's and women's golf teams. Prior to graduate school, he had internships with the New York Jets and Anaheim Ducks.

wife, Jennifer, have four children, a son Devin, a daughter Jordyn and twin daughters Brooklyn and Kamdyn.



Yonamine tapes up Elijah Stewart before the First Four game against Providence.

He is a graduate of UC Irvine in 2000 and earned a master's in Kinesiology from Cal State East Bay in 2005 while working as a graduate assistant at Cal. He and his



---

# MICHAEL SWETS

## DIRECTOR OF BASKETBALL OPERATIONS • 6TH YEAR

Michael Swets was named the Director of Operations for the USC men's basketball program on July 11, 2016. He enters his sixth season with the Trojans in 2019-20.

As USC's Director of Operations, Swets handles team travel arrangements, manages the program's budget, works on the Trojan's non-conference schedule, coordinates the daily schedule and oversees the team of student managers. He also acts as the program's liaison to many of the other departments within athletics as well as the rest of the campus community. He also leads the community outreach endeavors for the USC men's basketball program.

On October 30, 2021 he was named one of Division I college basketball's Top 50 Notable Support Staff by Silver Waves Media. In April 2018, Swets was a featured panel speaker at the NABC Convention during the Final Four in Houston, Texas for the forum "Director of Basketball Operations: Standard Operating Procedure."

Prior to his arrival at USC, Swets served as the Director of Operations for the Towson basketball program from 2012-2016, which marked the winningest four-year period in the history of the program (75 wins). In his role, he was responsible for coordinating team travel, overseeing the program's budget and served as the director of their summer basketball camps. Prior to that, he was the Director of Student-Athlete Development for the Tigers for a season. While at Towson he helped the program to an NCAA record 17.5 game turnaround during the 2012-13 season, finishing with 18 wins. The season marked the first



above .500 overall finish at the school since the 1993-94 season. A year later, Towson set the school's record for Division I wins (25) during the 2013-14 season, reaching the postseason for the first time since 1991 and earning the school's only two postseason victories. They also reached the postseason during the 2016 season, for just the fourth time in school history.

Swets joined Towson from Providence College where he served as a graduate assistant for two seasons. At Providence, he was responsible for the breakdown of game and practice footage for player development and opponent scouting in addition to assisting with the day-to-day operations, recruiting visits and summer camps. He also assisted in scheduling for the Friars.

A 2009 graduate of Boston College, Swets was a student manager for the Eagles for three seasons and was named head manager as a senior. He assisted Head Coach Al Skinner and the staff during the games, practices and individual workouts while performing daily administrative duties, helping the program advance to two NCAA Tournaments. He received the Mary Kaye Waldron Award in 2009 as the support staff member who best exemplified inspiration, loyalty and unwavering dedication to the Boston College basketball program.

Swets earned his Bachelor of Science degree from Boston College in marketing, information systems and management leadership in 2009, graduating magna cum laude. He also received the Athletic Director's Award for Academic Achievement. He earned his MBA from Providence in 2011.



---

# LIZ LAYTON

## DIRECTOR OF BASKETBALL ADMINISTRATION • 1ST YEAR

Liz Layton is in her first season as Director of Basketball Administration and USC is excited to have her join the Trojan Family. She brings with her a solid background in delivering exceptional clerical and operational support for professionals, as well as a true passion for the game of basketball.

After studying Dance Education at Brigham Young University, Liz went on to Head Coach the Drill Team programs at Juan Diego Catholic High School in Draper, Utah and Lone Peak High School in Highland, Utah from 2013-2016. She then danced professionally for the NBA as a member of the Utah Jazz Dancers from 2017-2018.

In her role as USC's Director of Basketball Administration, Liz oversees daily operations, analyzes financial approvals and payments, assists in coordinating travel arrangements and acts as a liaison for other departments throughout the USC campus community.



---

# The Trojan Family Behind The Team

---

## SUPPORT STAFF



**TRE LIMBRICK**  
Galen Center Equipment



**HEATHER BELL**  
Dir. of Academic Advising



**KEVIN BOLEN**  
Asst. Dir., Academic Support



**AUBREY KRAGEN**  
Asst. Dir. of Social Media



**JOHN MCGILLEN**  
Team Photographer



**PAUL NEIDERMIRE**  
Galen Center GM



**PAUL PERRIER**  
Deputy Athletic Director



**RICH RODRIGUEZ**  
Team Videographer



**MARISA SAMANIEGO**  
Senior Learning Specialist



**DAVID TUTTLE**  
Sports Information



**BROOKE WILLIAMS**  
Dir. of Athletic Compliance



*The Trojan Family always finds a way to be present*





Top left NBA All-Star and Olympian DeMar DeRozan visits with Enfield. Top right, former Trojans playing professionally stop by for a visit: (l-r) Bennie Boatwright (G-League), Chimezie Metu (Sacramento), DeMar DeRozan (Chicago) and Kevin Porter Jr. (Houston). Above left, Enfield visits with Nicol, Isaiah and Evan Mobley (Cleveland). Above right, Onyeka Okongwu (Atlanta) and Isaiah Mobley visit with NBA Champion Nick Young (6 NBA teams from 2007-18) during the 2019-20 season.



### ONCE A TROJAN, ALWAYS A TROJAN...

To the left, New York Knick Taj Gibson takes a team photo with the Trojans following win over Washington in 2016.

Many of the former USC players find their way back to Galen to visit, get a workout in or spend a night at a game when their NBA teams come into town. Among those frequently swinging by Galen have included Bennie Boatwright, Dewayne Dedmon, DeMar DeRozan, Taj Gibson, Jordan McLaughlin, De'Anthony Melton, Chimezie Metu, Evan Mobley, Onyeka Okongwu, Marcus Simmons, Alex Stepheson, Elijah Stewart, Nikola Vucevic and Nick Young.



# 2021 • 2022 USC Roster

## • NUMERICAL

NO.	NAME	POS.	HT.	WT.	YR.	BIRTHDATE	HOMETOWN (HIGH SCHOOL/COLLEGE)
0	Boogie Ellis	G	6-3	185	Jr.	12/12/00	San Diego, Calif. (Memphis/Mission Bay HS)
1	Chevez Goodwin	F	6-9	225	Sr.*	2/27/98	Columbia, S.C. (Hammond HS/Wofford)
2	Kobe Johnson	F	6-6	190	Fr.	1/15/03	Milwaukee, Wisc. (Nicolet HS)
3	Isaiah Mobley	F	6-10	240	Jr.	9/24/99	Murrieta, Calif. (Rancho Christian HS)
4	Malik Thomas	G	6-4	205	Fr.	2/4/02	Fontana, Calif. (Damien HS)
5	Isaiah White	G	6-7	210	Sr.*	5/6/98	Rancho Cucamonga, Calif. (Damien HS/Utah Valley)
12	Boubacar Coulibaly	F	6-10	215	So.	12/12/99	Bamako, Mali (San Gabriel Academy)
13	Drew Peterson	G	6-9	195	Sr.	11/9/99	Libertyville, Ill. (Libertyville HS/Rice)
15	Zach Brooker	G	6-0	160	So.	7/24/00	Calabasas, Calif. (Sierra Canyon HS)
20	Ethan Anderson	G	6-1	210	Jr.	11/24/99	Los Angeles, Calif. (Fairfax HS)
21	Reese Dixon-Waters	G	6-5	210	Fr.	6/21/02	Long Beach, Calif. (St. Bernard HS)
23	Max Agbonkpolo	F	6-9	195	Jr.	8/26/00	Laguna Niguel, Calif. (Santa Margarita HS)
24	Joshua Morgan	F	6-11	220	So.*	10/7/01	Sacramento, Calif. (Sheldon HS/LBSU)
30	Harrison Hornery	F	6-9	220	Fr.	7/1/01	Toowoomba, Australia (Mater Dei HS)
32	Reggie Parris	G	6-4	190	Sr.	9/16/99	Denver, Colo. (J.K. Mullen HS/San Diego)
55	Amar Ross	G	5-8	150	Sr.	11/12/00	Long Beach, Calif. (Fremont HS)

\* Utilized redshirt year

## • ALPHABETICAL

NO.	NAME	POS.	HT.	WT.	YR.	BIRTHDATE	HOMETOWN (HIGH SCHOOL/COLLEGE)
23	Max Agbonkpolo	F	6-9	195	Jr.	8/26/00	Laguna Niguel, Calif. (Santa Margarita HS)
20	Ethan Anderson	G	6-1	210	Jr.	11/24/99	Los Angeles, Calif. (Fairfax HS)
15	Zach Brooker	G	6-0	160	So.	7/24/00	Calabasas, Calif. (Sierra Canyon HS)
12	Boubacar Coulibaly	F	6-10	215	So.	12/12/99	Bamako, Mali (San Gabriel Academy)
21	Reese Dixon-Waters	G	6-5	210	Fr.	6/21/02	Long Beach, Calif. (St. Bernard HS)
0	Boogie Ellis	G	6-3	185	Jr.	12/12/00	San Diego, Calif. (Mission Bay HS/Memphis)
1	Chevez Goodwin	F	6-9	225	Sr.*	2/27/98	Columbia, S.C. (Hammond HS/Wofford)
30	Harrison Hornery	F	6-9	220	Fr.	7/1/01	Toowoomba, Australia (Mater Dei HS)
2	Kobe Johnson	F	6-6	190	Fr.	1/15/03	Milwaukee, Wisc. (Nicolet HS)
3	Isaiah Mobley	F	6-10	240	Jr.	9/24/99	Murrieta, Calif. (Rancho Christian HS)
24	Joshua Morgan	F	6-11	220	So.*	10/7/01	Sacramento, Calif. (Sheldon HS/LBSU)
32	Reggie Parris	G	6-4	190	Sr.	9/16/99	Denver, Colo. (J.K. Mullen HS/San Diego)
13	Drew Peterson	G	6-9	195	Sr.	11/9/99	Libertyville, Ill. (Libertyville HS/Rice)
55	Amar Ross	G	5-8	150	Sr.	11/12/00	Long Beach, Calif. (Fremont HS)
4	Malik Thomas	G	6-4	205	Fr.	2/4/02	Fontana, Calif. (Damien HS)
5	Isaiah White	G	6-7	210	Sr.*	5/6/98	Rancho Cucamonga, Calif. (Damien HS/Utah Valley)

\* Utilized redshirt year

### HEAD COACH

Andy Enfield (Johns Hopkins, 1991), 9th year

### ASSOCIATE HEAD COACH

Chris Capko (USF, 2006), 1st year, 8th with the program

### ASSISTANT COACH

Eric Mobley (Portland, 1990), 4th year

Jay Morris (CS Dominguez Hills, 2010), 1st year

### DIRECTOR OF BASKETBALL OPERATIONS

Michael Swets (Boston College, 2009) 6th Year

### DIRECTOR OF SCOUTING

Desmon Farmer

Kurt Karis



# THE PLAYERS



**Isaiah Mobley looks to continue the success he had during USC's 2021 NCAA Elite Eight run when he averaged 16.0 points and 5.3 rebounds in USC's 4 games. He also made 66.7 percent (10-for-15) of his 3-point attempts. Mobley averaged 14.3 points and 8.5 rebounds this season. He was second among all Pac-12 players in rebounds per game and was named first-team All-Pac-12.**



# MAX AGBONKPOLO

JUNIOR • FORWARD • 6-9 • 195 • LAGUNA NIGUEL • CALIF • SANTA MARGARITA HS



## Career Highs

### Points

17, 11/22/21 vs. Dixie State

### Rebounds

6, 5x, last 2/24/22 at Oregon St.

### Assists

5, 12/7/21 vs. ECU

### Steals

4, 11/16/21 at FGCU

### Blocks

2, 2x, last 2/24/22 at Oregon St.

## 2021-22 Season Highs

### Points

17, 11/22/21 vs. Dixie State

### Rebounds

6, 3x, last 2/24/22 at Oregon St.

### Assists

5, 12/7/21 vs. ECU

### Steals

4, 11/16/21 at FGCU

### Blocks

2, 2x, last 2/24/22 at Oregon St.

**BREAKDOWN:** Junior small forward Max Agbonkpolo (AG-bonk-polo) is a 6-9, 195-pound versatile, multi-talented athlete who has showed much promise for the Trojans both offensively and defensively. His ball handling, length and three-point shooting make him a hard matchup for opponents.

**2021-22:** Agbonkpolo appeared in 32 games and made 17 starts, averaging 7.8 points and 3.4 rebounds per game. He was fifth among the Trojans in scoring and in minutes played (693). He made 71.4 percent of his free throws (35-for-49). He came off the bench to score a career-best 17 points vs. Dixie State on Nov. 12 in just 15 minutes of action. He scored 10 of his 11 points in the second half and made three clutch free throws down the stretch in USC's 61-58 win at Colorado on Jan. 20. Agbonkpolo scored 16 points and matched career bests with six rebounds and two blocks in the double-overtime win at Oregon State on Feb. 24.

**2020-21:** Agbonkpolo appeared in all 33 games, (2 starts) and averaged 3.9 points and 2.6 rebounds. He was sixth on the team in minutes played. Started vs. UC Irvine on Dec. 8 and scored 6 points and grabbed 4 rebounds. Also started March 6 at UCLA and had 4 points, 3 rebounds and a steal. He scored 5 points, had 5 rebounds and a key steal and dunk in win at Stanford on Feb. 2. He averaged 5.3 points in USC's four NCAA Tournament games, scoring a season-high 9 points vs. Oregon in USC's Sweet 16 victory on March 28.

**2019-20:** Agbonkpolo appeared in 24 games (1 start) and averaged 2.5 points and 1.1 rebounds. He scored 5 or more points in a game 6 times. He made 33.3 percent of his three-point attempts (11-for-33) and 76.9 percent of his free throw attempts (10-for-13). Agbonkpolo scored a season-best 10 points in his collegiate debut on Nov. 5 vs. Florida A&M...he had a perfect game going 3-for-3 from the field (1-for-1 from 3-point range) and 3-for-3 from the free throw line. He made 3 three-pointers to finish with 9 points and grabbed 3 rebounds vs. South Dakota State on Nov. 12. Agbonkpolo made his only start of the season vs. Temple on Nov. 22 and had a rebound and a block in 7 minutes of action. He scored 5 points in 5 minutes off the bench against Long Beach State on Dec. 15. He scored 8 points and had 4 rebounds in 11 minutes vs. FGCU on Dec. 29. He scored 7 points vs. California on Jan. 16, going 2-for-2 from three-point range. He had 6 points and 3 rebounds vs. Washington on Feb. 13.

**HIGH SCHOOL:** Agbonkpolo graduated from Santa Margarita Catholic in 2019 where he led his team to a 25-11 record and to the CIF Division I quarterfinals. He led Santa Margarita to a 62-61 overtime win over Chino Hills HS to capture the CIF Southern Section Division I title, scoring 23 points, including the game winner with just over a minute left in overtime. He was named to the All-CIF Southern Section Division I first team. USA Today named him to the All-California second team. The 2019 recruiting rankings list Agbonkpolo as the No. 5 prospect in the state of California and nationally No. 52 by 247Sports, No. 56 by Rivals.com and No. 64 by ESPN.com.

**PERSONAL:** Max was born on August 26, 2000 in Laguna Niguel, Calif. His parents are Pia Friederici and Marko Skosic. He is a Communication major at USC.



## MAX AGBONKPOLO • 2019-2020 GAME BY GAME

Opponent.....	3PT			TOTAL								MIN	PTS
	FG-A	FT-A	OR-DR	REB	PF	AST	TO	BLK	STL				
Florida A&M.....	3-3	1-1	3-3	0-0	0	1	0	0	1	8	10		
Portland.....	0-1	0-0	0-0	0-0	0	1	1	0	0	4	0		
South Dakota St. ....	3-5	3-4	0-0	1-2	3	0	0	0	0	12	9		
at Nevada.....	DNP												
Pepperdine.....	0-0	0-0	0-0	0-1	1	1	1	0	0	3	0		
Temple.....	0-2	0-0	0-0	0-1	1	1	0	0	1	7	0		
vs. Fairfield.....	0-3	0-0	0-0	0-0	0	0	0	0	0	6	0		
vs. Marquette.....	0-1	0-0	2-2	0-3	3	1	0	1	0	10	2		
vs. Harvard.....	0-3	0-1	1-2	0-0	0	0	0	0	0	4	1		
at TCU.....	DNP												
Long Beach St.....	2-3	1-2	0-0	1-2	3	0	0	0	0	5	5		
vs. LSU.....	DNP												
FGCU.....	3-4	0-1	2-2	3-1	4	0	2	0	0	11	8		
at Washington St. ....	1-2	0-1	0-0	0-0	0	0	0	0	0	3	2		
at Washington.....	1-6	1-4	0-0	2-2	4	0	0	2	0	11	3		
at UCLA.....	DNP												
California.....	2-3	2-2	1-2	0-0	0	1	0	0	0	8	7		
Stanford.....	DNP												
at Oregon.....	0-1	0-0	1-2	1-0	1	2	0	1	1	8	1		
at Oregon State.....	0-2	0-2	0-0	0-0	0	1	0	0	0	4	0		
Utah.....	0-2	0-0	0-0	0-0	0	1	0	0	0	4	0		
Colorado.....	0-1	0-0	0-0	0-0	0	0	1	1	0	8	0		
at Arizona.....	DNP												
at Arizona State.....	1-2	0-1	0-0	0-1	1	0	0	0	1	6	2		
Washington.....	2-8	2-5	0-0	0-3	3	0	2	0	0	18	6		
Washington St.....	1-5	0-1	0-0	0-1	1	1	1	0	0	17	2		
at Colorado.....	0-0	0-0	0-0	0-1	1	0	0	0	0	1	0		
at Utah.....	1-6	1-3	0-0	0-0	0	1	0	0	0	15	3		
Arizona.....	0-0	0-0	0-0	0-1	1	0	0	0	0	5	0		
Arizona State.....	0-0	0-0	0-0	0-0	0	0	0	1	0	0+	0		
UCLA.....	DNP												
<b>TOTALS .....</b>	<b>20-63</b>	<b>11-33</b>	<b>10-13</b>	<b>8-19</b>	<b>27</b>	<b>12</b>	<b>7</b>	<b>8</b>	<b>3</b>	<b>4</b>	<b>176</b>	<b>61</b>	

## MAX AGBONKPOLO • 2021-2022 GAME BY GAME

Opponent	Date	gs	min	Total		3-Pointers		Free throws		Rebounds			pf	e	to	blk	stl	pts	avg	
				fg	fga	pc	3fga	pc	ft	fta	pc	off								def
CSUN	11/09/21	16	2-3	.667	1-2	.500	0-0	.000	0	0	0	0	0	0	0	0	0	5	5.0	
at Temple	11/13/21	20	1-5	.200	0-2	.000	1-2	.500	1	3	4	2.0	3	0	0	1	0	3	4.0	
at FGCU	11/18/21	25	4-9	.444	0-4	.000	2-2	1.000	0	5	5	5.0	2	1	0	1	4	10	6.0	
DWV ST.	11/22/21	15	6-12	.500	3-7	.429	2-3	.667	2	4	6	3.8	0	1	1	1	0	17	8.8	
vs Saint Joseph's	11/25/21	24	3-5	.600	0-1	.000	0-0	.000	1	4	5	4.0	2	0	1	0	0	6	8.2	
vs San Diego St.	11/26/21	12	1-3	.333	0-1	.000	0-0	.000	0	1	1	3.5	1	0	2	1	0	2	7.2	
UTAH	12/01/21	22	7-14	.500	1-5	.200	1-3	.333	1	3	4	3.6	2	0	1	1	0	16	8.4	
at Washington St.	12/04/21	24	4-5	.800	1-1	1.000	0-0	.000	0	1	1	3.3	2	0	1	1	1	9	8.5	
EASTERN KY.	12/07/21	30	5-11	.455	1-5	.200	1-3	.333	1	3	4	3.3	2	5	1	0	1	12	8.9	
LONG BEACH ST.	12/12/21	24	4-7	.571	2-3	.667	1-2	.500	0	4	4	3.4	2	1	2	0	0	11	9.1	
UC IRVINE	12/15/21	27	2-6	.222	0-3	.000	2-2	1.000	3	2	5	3.5	1	3	1	1	0	6	8.8	
at California	01/06/22	15	3-4	.750	1-2	.500	0-0	.000	0	4	4	3.6	2	0	1	0	0	7	8.7	
at Stanford	01/11/22	25	3-8	.375	0-5	.000	3-4	.750	0	2	2	3.5	3	1	1	1	2	9	8.7	
OREGON ST.	01/13/22	13	0-3	.000	0-1	.000	0-0	.000	1	2	3	3.4	1	0	0	0	0	0	8.1	
OREGON	01/15/22	19	2-4	.500	0-2	.000	0-0	.000	0	5	5	3.5	2	1	2	0	0	4	7.8	
at Colorado	01/20/22	18	3-5	.600	0-1	.000	5-7	.714	1	4	5	3.6	1	0	0	1	2	11	8.0	
at Utah	01/22/22	21	3-6	.333	1-4	.250	0-0	.000	1	2	3	3.6	3	0	0	0	0	7	7.9	
ARIZONA ST.	01/24/22	16	5-6	.556	2-3	.667	0-0	.000	3	3	6	3.7	0	0	2	0	0	12	8.2	
STANFORD	01/27/22	23	4-8	.500	1-3	.333	0-0	.000	2	2	4	3.7	4	0	3	0	0	9	8.2	
CALIFORNIA	01/29/22	14	2-7	.286	1-5	.200	1-2	.500	1	2	3	3.7	1	0	1	0	1	6	8.1	
at Arizona St.	02/03/22	26	2-8	.250	2-7	.286	1-2	.500	1	4	5	3.8	2	1	0	0	1	7	8.0	
at Arizona	02/05/22	17	2-3	.667	0-1	.000	0-0	.000	1	1	2	3.7	3	1	0	2	0	4	7.9	
PACIFIC	02/08/22	19	1-7	.143	0-4	.000	4-4	1.000	0	2	2	3.6	2	0	0	0	1	6	7.8	
UCLA	02/12/22	28	4-6	.667	0-0	.000	0-0	.000	0	3	3	3.6	0	1	2	1	2	8	7.8	
WASHINGTON	02/17/22	14	1-3	.333	1-2	.500	0-0	.000	0	2	2	3.5	4	2	3	0	0	3	7.6	
WASHINGTON ST.	02/20/22	19	2-2	1.000	2-2	1.000	4-4	1.000	0	2	2	3.5	1	0	1	0	0	10	7.7	
at Oregon St.	02/24/22	41	6-12	.500	1-5	.200	3-4	.750	3	3	6	3.6	2	0	2	2	1	16	8.0	
at Oregon	02/28/22	23	2-6	.333	0-2	.000	3-4	.750	1	2	3	3.5	2	0	0	0	0	7	8.0	
ARIZONA	03/01/22	22	6-10	.600	2-2	1.000	0-0	.000	1	2	3	3.5	2	1	2	1	1	14	8.2	
at UCLA	03/05/22	31	2-4	.500	1-1	1.000	0-0	.000	0	3	3	3.5	1	1	2	1	0	5	8.1	
vs Washington	03/10/22	25	3-5	.600	1-3	.333	1-1	1.000	1	3	4	3.5	2	1	3	0	0	8	8.1	
vs UCLA	03/11/22	25	0-3	.000	0-1	.000	0-0	.000	0	1	1	3.4	3	1	0	0	0	0	7.8	
Totals		17	683	95-209	.455	25-90	.278	35-49	.714	26	84	110	3.4	60	23	39	18	18	250	7.8

## MAX AGBONKPOLO • 2020-2021 GAME BY GAME

Opponent.....	3PT			TOTAL									MIN	PTS
	FG-A	FG-A	FT-A	OR-DR	REB	PF	AST	TO	BLK	STL				
Cal Baptist.....	1-3	0-2	0-0	0-1	1	0	2	0	0	1	12	2		
Montana.....	3-7	0-2	0-1	0-6	6	2	1	2	0	0	21	6		
vs. BYU.....	0-4	0-1	2-4	1-0	1	2	0	2	1	0	11	2		
vs. UConn.....	2-6	1-4	2-2	0-1	1	1	0	1	0	0	21	7		
UC Irvine.....	2-5	1-4	1-2	0-4	4	0	4	1	1	0	26	6		
Santa Clara.....	2-4	0-0	0-0	1-4	5	1	0	2	0	1	19	4		
Colorado.....	2-7	2-6	0-0	1-3	4	2	1	2	0	0	28	6		
Utah.....	1-5	1-5	0-0	0-2	2	0	0	0	0	0	11	3		
at Arizona.....	2-2	0-0	2-3	0-2	2	2	0	1	1	0	15	6		
at Arizona State.....	1-4	0-1	2-2	0-3	3	1	3	2	1	0	13	4		
UC Riverside.....	1-4	0-3	1-2	0-4	4	2	0	0	0	0	12	3		
Washington.....	0-3	0-1	4-4	1-4	5	0	2	0	0	1	20	4		
Washington St.....	2-4	0-2	2-3	0-1	1	0	3	1	0	1	16	6		
at Oregon State.....	1-2	1-2	0-0	0-2	2	3	1	1	0	0	15	3		
at California.....	1-3	1-2	0-0	3-3	6	0	1	1	0	0	17	3		
Oregon State.....	0-2	0-1	2-2	1-0	1	1	1	0	0	1	12	2		
at Stanford.....	2-6	1-2	0-1	1-4	5	1	0	1	0	1	21	5		
UCLA.....	0-3	0-2	4-6	1-2	3	1	2	1	0	0	18	4		
at Washington.....	1-2	0-0	0-0	0-3	3	2	1	2	0	1	16	2		
at Washington St.....	0-1	0-0	0-0	0-1	1	3	0	1	1	0	8	0		
Arizona State.....	2-4	1-3	0-0	0-3	3	2	2	1	0	0	21	5		
Arizona.....	0-1	0-1	1-2	1-1	2	0	0	0	0	0	15	1		
Oregon.....	2-5	1-2	2-2	1-1	2	1	0	0	0	0	25	7		
at Colorado.....	0-4	0-3	0-0	1-1	2	2	0	2	0	0	17	0		
at Utah.....	1-2	0-1	0-0	1-0	1	2	0	2	0	0	10	2		
Stanford.....	3-6	2-4	0-0	0-2	2	2	1	3	1	2	22	8		
at UCLA.....	2-3	0-1	0-0	0-3	3	2	0	2	0	1	25	4		
vs. Utah.....	1-1	0-0	0-0	0-2	2	2	0	1	0	0	7	2		
vs. Colorado.....	0-0	0-0	0-0	0-2	2	1	0	0	0	0	6	0		
vs. Drake.....	1-3	1-3	0-0	0-3	3	2	0	2	1	0	18	3		
vs. Kansas.....	2-2	1-1	0-0	0-0	0	1	1	1	0	0	11	5		
vs. Oregon.....	3-5	1-2	2-2	0-2	2	0	0	0	0	0	10	9		
vs. Gonzaga.....	2-5	0-2	0-0	0-1	1	1	1	2	0	3	18	4		
TOTALS.....	43-118	15-63	27-40	14-71	85	42	27	37	7	13	537	128		



# ETHAN ANDERSON

JUNIOR • GUARD • 6-1 • 210 • LOS ANGELES • CALIF • FAIRFAX HS



## Career Highs

### Points

19, 2/6/21 vs. UCLA

### Rebounds

7, 2/22/21 vs. Oregon

### Assists

12, 12/15/19 vs. Long Beach St.

### Steals

5, 2/24/22 at Oregon State

### 3-Pointers

5, 2/6/21 vs. UCLA

## 2021-22 Season Highs

### Points

13, 11/22/21 vs. Dixie State

### Rebounds

6, 11/26/21 vs. San Diego St.

### Assists

6, 2/24/22 at Oregon State

### Steals

5, 2/24/22 at Oregon State

### 3-Pointers

3, 12/18/21 vs. Georgia Tech

**BREAKDOWN:** Ethan Anderson is a tough 6-1, 219-pound junior guard who is a good ball distributor, driver and scorer.

**2021-22:** Anderson was one of three Trojans to play in all 33 games, making 15 starts. He averaged 4.5 points, 2.2 rebounds and 2.2 assists. Scored a season-best 13 points vs. Dixie State on Nov. 22. He scored 11 points and made a season-best 3 three-pointers in USC's comeback win vs. Georgia Tech on Dec. 18. Anderson scored 12 points and had a career-best five steals and a season-best six assists in double-overtime win at Oregon State on Feb. 24.

**2020-21:** Anderson played in 25 games, making 6 starts and averaging 5.7 points, 1.8 rebounds and 2.7 assists. He was third on the team with a 38.6 shooting percentage from three-point range (17-for-44). Began the season as the starting point guard and key returning player, combining for 20 points and 9 assists in USC's first two games. He started but was limited to 9 minutes vs. BYU on Dec. 1 due to back spasms and missed the next eight games. When he returned to action on Jan. 14 vs. Washington he came off the bench and scored 3 points. He mostly continued to come off the bench the rest of the season. He scored 11 points at California on Jan. 23, 8 coming in the second half of USC's comeback win. Posted a career-high 19 points and made a career-best 5 three-pointers to lead USC to a victory over then-No. 21 UCLA on Feb. 6. He had a career-high 7 rebounds, 6 points and a season-best eight rebounds vs. Oregon on Feb. 22. He scored 14 points and had four assists in USC's NCAA Tournament run to the Elite Eight. He scored 9 points on 4-for-5 shooting in USC's 85-51 dismantling of Kansas in the second-round game on March 22.

**2019-20:** Anderson played in all 31 games and made 28 starts for USC, averaging 5.5 points, 2.8 rebounds and 4.2 assists per game. He finished with 131 assists which ranked third all-time among USC freshmen and tied for sixth nationally among freshmen in assists. Anderson had 16 games with 4 or more assists and USC was 8-0 when he registered

6 or more assists. He had 5 games without a turnover and scored in double figures eight times. Anderson made 37.8 percent of his three-point basket attempts (14-for-37). He started and demonstrated in the opener vs. FAMU on Nov. 5 that he would be in charge of the point guard position moving forward, scoring 4 points, grabbing five rebounds and dishing out seven assists. Anderson had 10 assists, 4 rebounds and 4 points off the bench vs. Portland on Nov. 8. He returned to the starting lineup at Nevada on Nov. 16 with 8 points and 8 assists and would serve as the starting point guard the rest of the way (except for Senior Night vs. UCLA on March 7). He had 12 points, 6 rebounds and 5 assists vs. Temple on Nov. 22. Anderson had a season best 12 assists vs. Long Beach State on Dec. 15, tied for the second most in a game by a freshman during the 2019-20 season. He scored all 11 of his points in the second half of the 70-68 comeback win vs. LSU on Dec. 21...he had 6 assists and made 2 key three-pointers. He scored 12 of his career-best 14 points in the first half of the win at UCLA on Jan. 11. He scored 11 points, had 4 assists and a key steal with 11 seconds remaining in the overtime win vs. Stanford on Jan. 18. He scored 11 points, had 6 assists and matched a season best with 6 rebounds at Oregon State on Jan. 25. He scored 12 points and was 2-for-2 from three-point range in the games at Arizona State on Feb. 8 and vs. Washington State on Feb. 15.

**HIGH SCHOOL:** Anderson graduated from Fairfax HS in 2019, where he averaged 20.8 points, 6.2 rebounds and 6.3 assists as a senior. He was named the L.A. City Section Player of the Year as he led Fairfax to the Open Division Championship. He was also named to the L.A. Times All-Area team along with fellow Trojan freshmen Drake London and Onyeka Okongwu. He led Fairfax to a 27-2 record and a No. 5 ranking in the state of California. He was ranked as the No. 4 point guard in California by 247Sports.

**PERSONAL:** Ethan was born on November 24, 1999 in Carson, Calif. His parents are Pamela and Kevin Anderson and he has one brother, Evan. Anderson is majoring in Business at USC.



## ETHAN ANDERSON • 2019-2020 GAME BY GAME

Opponent.....	3PT			TOTAL										MIN	PTS
	FG-A	FT-A	OR-DR	REB	PF	AST	TO	BLK	STL						
Florida A&M.....	1-6	0-1	2-2	2-3	5	0	7	2	0	2	21	4			
Portland.....	1-6	0-0	2-4	2-2	4	2	10	2	0	0	21	4			
South Dakota St. 1-3	0-2	1-2	0-0	0-0	0	2	2	1	0	0	14	3			
at Nevada.....	2-6	1-2	3-6	0-2	2	0	8	0	0	0	30	8			
Pepperdine.....	2-4	0-2	2-2	0-2	2	2	4	4	1	2	22	6			
Temple.....	4-10	2-3	2-2	1-5	6	2	5	4	1	0	30	12			
vs. Fairfield.....	0-1	0-0	0-0	0-3	3	3	2	2	0	0	16	0			
vs. Marquette.....	4-8	0-0	0-0	1-3	4	4	2	4	1	1	19	8			
vs. Harvard.....	0-2	0-0	0-0	0-2	2	2	4	0	0	0	22	0			
at TCU.....	4-6	0-0	2-2	0-2	2	4	8	3	0	1	34	10			
Long Beach St.....	0-4	0-0	0-0	2-2	4	1	12	2	0	2	27	0			
vs. LSU.....	3-10	2-6	3-4	0-1	1	3	6	3	1	2	23	11			
FGCU.....	1-3	0-0	0-0	0-2	2	1	2	4	1	2	22	2			
at Washington St. 0-0	0-0	0-0	2-2	1-0	1	4	3	5	0	1	15	2			
at Washington.....	0-1	0-0	1-2	2-1	3	4	1	3	0	0	15	1			
at UCLA.....	6-9	1-1	1-2	0-5	5	3	3	5	0	1	34	14			
California.....	0-2	0-1	4-6	1-2	3	0	4	4	0	0	20	4			
Stanford.....	5-9	1-2	0-1	0-1	1	5	4	0	1	1	40	11			
at Oregon.....	1-7	0-0	1-3	1-2	3	2	4	3	0	0	42	3			
at Oregon State.....	5-7	0-0	1-3	1-5	6	3	6	1	0	1	31	11			
Utah.....	1-6	0-1	0-0	1-1	2	1	3	2	1	1	29	2			
Colorado.....	1-5	0-0	0-0	1-5	6	3	4	3	0	1	23	2			
at Arizona.....	3-6	1-3	1-5	0-1	1	1	2	2	0	0	21	0			
at Arizona State.....	4-6	2-2	2-6	1-3	4	4	3	4	0	2	33	12			
Washington.....	0-5	0-1	0-0	2-2	4	1	2	0	0	0	13	0			
Washington St.....	5-9	2-2	0-0	1-2	3	2	5	2	0	0	27	12			
at Colorado.....	0-4	0-1	0-0	0-0	0	2	3	3	0	0	22	0			
at Utah.....	3-7	1-2	2-4	1-3	4	3	0	2	1	1	31	9			
Arizona.....	3-6	0-3	1-2	0-0	0	2	2	5	0	4	29	7			
Arizona State.....	0-2	0-0	0-0	0-0	0	3	3	2	0	0	14	0			
UCLA.....	2-4	1-2	0-0	0-5	5	1	7	0	0	0	30	5			
TOTALS .....	62-164	14-37	33-60	21-67	88	70	131	77	8	25	770	171			

## ETHAN ANDERSON • 2020-2021 GAME BY GAME

Opponent.....	3PT			TOTAL										MIN	PTS
	FG-A	FG-A	FT-A	OR-DR	REB	PF	AST	TO	BLK	STL					
Cal Baptist.....	4-7	1-3	2-2	0-5	5	3	4	4	0	1	34	11			
Montana.....	3-5	2-3	1-2	0-1	1	2	5	3	1	0	26	9			
vs. BYU.....	0-2	0-1	0-0	0-1	1	0	0	1	0	0	9	0			
vs. UConn.....	DNP														
UC Irvine.....	DNP														
Santa Clara.....	DNP														
Colorado.....	DNP														
Utah.....	DNP														
at Arizona.....	DNP														
at Arizona St.....	DNP														
UC Riverside.....	DNP														
Washington.....	1-3	0-0	1-1	0-0	0	2	2	1	0	0	14	3			
Washington St.....	0-2	0-2	0-0	0-0	0	1	0	0	0	0	9	0			
at Oregon State.....	1-4	1-2	2-3	0-2	2	4	4	1	0	0	22	5			
at California.....	4-11	2-3	1-1	0-3	3	3	3	2	0	1	26	11			
Oregon State.....	3-7	2-4	2-2	0-1	1	4	2	1	0	0	17	10			
at Stanford.....	0-3	0-1	0-0	0-0	0	1	1	0	0	0	14	0			
UCLA.....	7-12	5-7	0-0	0-2	2	0	2	1	0	0	25	19			
at Washington.....	0-3	0-0	2-3	0-0	0	2	4	1	0	1	23	2			
at Washington St.....	2-4	0-0	0-1	0-3	3	4	5	1	0	1	21	4			
Arizona State.....	3-5	2-2	0-0	1-0	1	2	4	2	0	0	22	8			
Arizona.....	0-4	0-1	1-2	0-1	1	1	7	2	0	1	22	1			
Oregon.....	2-9	1-2	1-2	4-3	7	1	8	1	0	2	34	6			
at Colorado.....	3-6	0-2	1-3	0-3	3	5	2	1	0	2	25	7			
at Utah.....	2-5	0-1	2-2	2-2	4	2	1	4	0	2	19	6			
Stanford.....	2-7	0-2	0-0	2-1	3	1	2	2	0	0	23	4			
at UCLA.....	2-6	0-2	3-5	0-1	1	3	4	2	0	0	26	7			
vs. Utah.....	3-8	0-3	4-7	0-3	3	3	1	1	0	0	30	10			
vs. Colorado.....	2-5	1-2	0-0	0-0	0	3	2	3	0	1	20	5			
vs. Drake.....	1-3	0-1	1-2	0-1	1	2	2	1	0	0	14	3			
vs. Kansas.....	4-5	0-0	1-3	0-1	1	1	1	3	0	0	19	9			
vs. Oregon.....	1-3	0-0	0-0	0-1	1	0	1	4	0	0	16	2			
vs. Gonzaga.....	0-2	0-0	0-0	0-0	0	1	0	2	0	1	17	0			

## ETHAN ANDERSON • 2021-2022 GAME BY GAME

Opponent	Date	gs	min	Total		3-Pointers		Free throws		Rebounds			pf	a	to	blk	stl	pts	avg		
				fg	pts	fg	pts	ft	pts	off	def	tot									
CSUN	11/09/21	*	19	2-6	.333	1-3	.333	0-0	.000	1	2	3	3.0	0	2	0	0	5	5.0		
at Temple	11/13/21	*	19	2-4	.500	2-2	1.000	0-0	.000	0	2	2	2.5	2	1	0	0	6	5.5		
at FGCU	11/16/21	*	22	2-5	.400	1-2	.500	0-4	.000	0	0	0	1.7	0	2	0	0	5	5.3		
DMIE ST.	11/22/21	*	24	5-8	.625	2-5	.400	1-2	.500	0	3	3	2.0	3	1	0	1	13	7.3		
vs Saint Joseph's	11/25/21	*	19	2-7	.286	1-1	1.000	1-2	.500	0	0	0	1.6	1	0	0	0	6	7.0		
vs San Diego St.	11/28/21	*	30	3-8	.375	2-3	.667	0-0	.000	1	5	6	2.3	1	4	1	0	8	7.2		
UTAH	12/01/21	*	20	4-8	.500	1-3	.333	1-1	1.000	0	1	1	2.1	3	2	1	0	10	7.6		
at Washington St.	12/04/21	*	23	2-5	.400	0-2	.000	0-0	.000	0	4	4	2.4	0	4	1	1	0	4	7.1	
EASTERN KY.	12/07/21	*	22	1-2	.500	0-0	.000	0-0	.000	0	1	1	2.2	4	3	3	0	2	6.6		
LONG BEACH ST.	12/12/21	*	24	1-6	.167	0-4	.000	0-0	.000	0	2	2	2.2	0	4	0	0	2	6.1		
UC IRVINE	12/15/21	*	13	1-3	.333	0-1	.000	0-2	.000	0	4	4	2.4	0	2	2	0	1	2.7		
vs Georgia Tech	12/18/21	*	32	4-8	.500	3-4	.750	0-0	.000	0	3	3	2.4	1	2	0	0	11	6.2		
at California	01/06/22	*	26	1-4	.250	0-1	.000	0-0	.000	2	2	4	2.5	1	3	2	0	2	5.8		
at Stanford	01/11/22	*	19	2-6	.333	0-2	.000	0-1	.000	0	4	4	2.6	1	2	2	0	4	5.7		
OREGON ST.	01/13/22	*	15	2-5	.400	0-1	.000	1-1	1.000	2	0	2	2.6	5	2	1	0	1	5.7		
OREGON	01/15/22	*	18	3-7	.429	0-2	.000	2-3	.667	1	3	4	2.7	1	1	1	0	8	5.8		
at Colorado	01/20/22	*	26	2-5	.400	1-1	1.000	0-0	.000	2	0	2	2.6	1	0	1	0	5	5.8		
at Utah	01/22/22	*	16	1-5	.200	0-0	.000	0-2	.000	0	2	2	2.6	0	0	1	0	1	2.6		
ARIZONA ST.	01/24/22	*	18	0-2	.000	0-0	.000	0-0	.000	2	2	4	2.7	1	1	3	1	0	9.3		
STANFORD	01/27/22	*	8	0-1	.000	0-0	.000	0-0	.000	0	0	0	2.6	1	0	0	0	0	5.0		
CALIFORNIA	01/29/22	*	30	2-3	.667	0-1	.000	0-1	.000	0	0	0	2.4	3	5	0	0	4	5.0		
at Arizona SL	02/03/22	*	8	0-3	.000	0-2	.000	0-1	.000	0	1	1	2.4	2	0	0	0	0	4.7		
at Arizona	02/05/22	*	28	4-8	.500	0-2	.000	0-0	.000	2	1	3	2.4	2	2	0	0	8	4.9		
PACIFIC	02/08/22	*	24	3-6	.500	0-1	.000	1-1	1.000	0	3	3	2.4	2	4	1	2	1	7.0		
UCLA	02/12/22	*	30	3-8	.375	1-2	.500	0-0	.000	1	2	3	2.4	2	2	0	2	1	7.0		
WASHINGTON	02/17/22	*	16	1-3	.333	0-0	.000	0-0	.000	0	1	1	2.4	1	3	2	1	1	2.9		
WASHINGTON ST.	02/20/22	*	11	0-2	.000	0-1	.000	1-2	.500	0	1	1	2.3	0	0	0	0	1	4.8		
at Oregon SL	02/24/22	*	38	5-10	.500	2-4	.500	0-0	.000	1	2	3	2.4	1	6	3	0	5	12.0		
at Oregon	02/26/22	*	25	1-1	1.000	0-0	.000	0-0	.000	0	3	3	2.4	2	4	2	0	1	2.9		
ARIZONA	03/01/22	*	21	0-2	.000	0-0	.000	0-0	.000	0	0	0	2.3	1	2	0	1	2	0.8		
at UCLA	03/05/22	*	10	0-0	.000	0-0	.000	0-0	.000	0	2	2	2.3	1	0	1	0	0	4.6		
vs Washington	03/10/22	*	15	2-5	.400	0-2	.000	0-0	.000	0	1	1	2.3	0	3	2	1	0	4	4.6	
vs UCLA	03/11/22	*	15	0-3	.000	0-1	.000	0-2	.000	0	2	2	2.2	1	1	0	0	0	4.5		
Totals			15	684	61-159	.384	17-53	.321	8-22	.364	15	59	74	2.2	11	71	32	9	18	147	4.5



# ZACH BROOKER

SOPHOMORE • GUARD • 6-0 • 160 • CALABASAS • CALIF. • SIERRA CANYON HS



## Career Highs

### Points

None

### Rebounds

None

### Assists

None

### Steals

None

### 3-Pointers

None

**BREAKDOWN:** Sophomore Zach Bookor is a 6-0, 160-pound guard who is in his first season with the USC men's basketball team.

**2021-22:** Brooker played in one game for the Trojans in his first season with the program. Brooker played a clean minute of action against Arizona State at the Galen Center on Jan. 24.

**HIGH SCHOOL:** Brooker is a 2020 graduate of Sierra Canyon High in Calabasas, Calif. He was a Marmonte League second team. He was a National Junior Honor Society member and All-Ventura County All-Academic selection. He began his high school career at Calabasas High.

**PERSONAL:** Zach was born on July 24, 2000 in Calabasas, Calif...His parents are Kerry and Barry Brooker and he has four siblings, Jon, Alex, Lauren and Kylan...His interests include shoes and traveling...Would like to travel to Japan someday... Lists his sports heroes and Kobe Bryant and Kyle Lowry...He is an International Relations, Global Business major.



## 2021-22 Season Highs

### Points

None

### Rebounds

None

### Assists

None

### Steals

None

### 3-Pointers

None

## ZACH BROOKER • 2021-2022 GAME BY GAME

Opponent	Date	gs		Total		3-Pointers		Free throws		Rebounds		PF		AST		PTS	
		min		fg	fga	pt		ft	fta	off	def	tot	avg	a	t/o	blk	stl
ARIZONA ST	01/24/22	1		0-0	.000	0-0	.000	0-0	.000	0	0	0	0.0	0	0	0	0.0
Totals		0	1	0-0	.000	0-0	.000	0-0	.000	0	0	0	0.0	0	0	0	0.0

## ZACH BROOKER • CAREER STATISTICS

YEAR	G-GS	FG-FGA	%	3-PT	FG-FGA	%	FT-FTA	%	PTS	AVG.	OFF	DEF	TOT	REB	AVG.	PF-D	AST	TO	BLK	STL	MIN
2021-22	1-0	0-0	.---	0-0	.---	0-0	.---	0-0	0	0.0	0	0	0	0	0.0	0-0	0	0	0	0	1
TOTALS:	1-0	0-0	.---	0-0	.---	0-0	.---	0-0	0	0.0	0	0	0	0	0.0	0-0	0	0	0	0	1



# BOUBACAR COULIBALY

SOPHOMORE • FORWARD • 6-10 • 215 • BAMAKO • MALI • SAN GABRIEL ACADEMY



## Career Highs

### Points

7, 11/9/21 vs. CSUN

### Rebounds

6, 11/9/21 vs. CSUN

### Assists

1, 3/3/21 vs. Stanford

### Steals

1, 12/8/20 vs. UC Irvine

### Blocks

2, 12/29/20 vs. Santa Clara

## 2021-22 Season Highs

### Points

7, 11/9/21 vs. CSUN

### Rebounds

6, 11/9/21 vs. CSUN

### Assists

1, 2x, last 1/24/22 vs. Arizona St.

### Steals

None

### Blocks

1, 2x, last 1/24/22 vs. Arizona St.

**BREAKDOWN:** Sophomore 6-10, 215-pound forward Boubacar Coulibaly is an athletic bigman who can protect the rim and is a solid scorer inside the paint. He will provide USC with depth on the frontline and fits in nicely with the other Trojan bigs.

**2021-22:** Coulibaly played in six games and averaged 1.7 points and 1.7 rebounds per game. He has had 10 rebounds, two blocks and two assists in 23 minutes of action. Opened the season with a career-best seven points and six rebounds vs. CSUN on Nov. 9. He injured his left ankle late in the CSUN game and missed the next five games. He came back and played one minute vs. Utah on Dec. 1. He did not play again until Jan. 24 vs. Arizona State when he recorded three points and three rebounds.

**2020-21:** Coulibaly played in 15 games off the bench, averaging 1.3 points and 0.6 rebounds per game. He made 71.4 percent of his field goal attempts (10-for-14). He made his last six shots of the season, last missing a field goal in the first half on Jan. 14 vs. Washington. He made his collegiate debut vs. Montana on Nov. 28 and scored six points and grabbed a rebound in 5 minutes of action. He had a season-best two blocks vs. Santa Clara on Dec. 29. He scored 4 points and had a rebound and an assist vs. Stanford on March 3. He played in USC's first three NCAA Tournament games, making his only shot in the win vs. Kansas on March 22.

**HIGH SCHOOL:** Coulibaly graduated in 2020 from San Gabriel Academy in San Gabriel, Calif. He averaged 25 points and 14 rebounds per game and led San Gabriel Academy to a 22-7 record and the CIF Southern Section 2AA Playoffs where they fell in the second round. He led his time to a win over Oaks Christian with 33 points and 19 rebounds. In an overtime loss to Ribet Academy, he had 23 points, 19 rebounds, five blocks and two steals. Coulibaly, a captain on his SGA team, was ranked the No. 30 center in the country, the No. 24 player in California and the No. 217 overall player in the nation.

**PERSONAL:** Boubacar was born on Dec. 12, 1999 in Bamako, Mali. Boubacar learned to speak English three years ago and now speaks four languages.



BOUBACAR COULIBALY • 2020-2021 GAME BY GAME

Opponent.....	3PT			TOTAL								MIN	PTS
	FG-A	FT-A	OR-DR	REB	PF	AST	TO	BLK	STL				
Cal Baptist.....	DNP												
Montana.....	3-4	0-0	0-1	1-0	1	1	0	1	0	0	5	5	
vs. BYU.....	0-0	0-0	0-0	0	0	1	0	0	0	0	4	0	
vs. UConn.....	0-2	0-0	0-0	0-1	1	0	0	0	0	0	3	0	
UC Irvine.....	1-1	0-0	0-0	0-1	1	1	0	2	1	1	4	2	
Santa Clara.....	0-0	0-0	0-0	0	4	0	0	2	0	7	0		
Colorado.....	DNP												
Utah.....	DNP												
at Arizona.....	DNP												
at Arizona St.....	DNP												
UC Riverside.....	DNP												
Washington.....	1-2	0-0	0-0	2-1	3	0	0	0	0	0	6	2	
Washington St.....	1-1	0-0	0-0	0-0	0	0	0	0	0	0	1	2	
at Oregon State.....	DNP												
at California.....	DNP												
Oregon State.....	DNP												
at Stanford.....	DNP												
UCLA.....	DNP												
at Washington.....	DNP												
at Washington St.....	DNP												
Arizona State.....	1-1	0-0	0-0	0-0	0	1	0	0	0	0	2	2	
Arizona.....	DNP												
Oregon.....	0-0	0-0	0-0	0-0	0	0	0	0	0	0	0	0	
at Colorado.....	0-0	0-0	0-0	0-0	0	0	0	0	0	0	1	0	
at Utah.....	0-0	0-0	0-0	0-0	0	0	0	0	0	0	1	0	
Stanford.....	2-2	0-0	0-0	0-1	1	0	1	1	0	0	6	4	
at UCLA.....	DNP												
vs. Utah.....	DNP												
vs. Colorado.....	DNP												
vs. Drake.....	0-0	0-0	0-0	1-0	1	0	0	0	0	0	1	0	
vs. Kansas.....	1-1	0-0	0-0	0-1	1	0	0	1	0	0	4	2	
vs. Oregon.....	0-0	0-0	0-0	0-0	0	0	0	0	0	0	1	1	
vs. Gonzaga.....	DNP												
TOTALS.....	10-14	0-0	0-1	4-5	9	8	1	5	3	1	46	20	

BOUBACAR COULIBALY • 2021-2022 GAME BY GAME

Opponent	Date	gs	min	Total		3-Pointers		Free throws		Rebounds			pts	avg
				fg-fga	pct	3fg-fga	pct	ft-ftr	pct	off	def	tot		
CSUN	11/09/21	10	23	3-5	.667	0-0	.000	3-4	.750	2	4	6	6.0	7.0
UTAH	12/01/21	1	0-0	.000	0-0	.000	0-0	.000	0	0	0	3.0	0	3.5
ARIZONA ST.	01/24/22	8	1-2	.500	0-0	.000	1-2	.500	2	1	3	3.0	2	3.3
STANFORD	01/27/22	1	0-0	.000	0-0	.000	0-0	.000	0	1	1	2.5	0	2.5
CALIFORNIA	01/28/22	2	0-0	.000	0-0	.000	0-0	.000	0	0	0	2.0	0	2.0
WASHINGTON	02/17/22	1	0-0	.000	0-0	.000	0-0	.000	0	0	0	1.7	0	1.7
Totals		0	23	3-5	.667	0-0	.000	4-6	.667	4	6	10	1.7	1.7



BOUBACAR COULIBALY • CAREER STATISTICS

YEAR	G-GS	FG-FGA	%	3-PT		FT-FTA	%	PTS	AVG.	OFF REB	DEF REB	TOT REB	AVG.	PF-D	AST	TO	BLK	STL	MIN
				FG-FGA	%														
2020-21	15-0	10-14	.714	0-0	---	0-1	.000	20	1.3	4	5	9	0.6	8-0	1	5	3	1	46
2021-22	6-0	3-5	.600	0-0	---	4-6	.667	10	1.7	4	6	10	1.7	2-0	2	0	2	0	23
TOTALS:	21-0	13-19	.684	0-0	---	4-7	.571	30	1.4	8	11	19	0.9	10-0	3	5	5	1	69



# REESE DIXON-WATERS

FRESHMAN • GUARD • 6-5 • 210 • LONG BEACH • CALIF • ST. BERNARD HS



## Career Highs

### Points

14, 2/24/22 at Oregon St.

### Rebounds

4, 3x, last 3/10/22 vs. Washington

### Assists

2, 3x, last 2/12/22 vs. UCLA

### Steals

, 2x, last 12/4/21 at Washington St.

### 3-Pointers

2, 5x, last 2/26/22 at Oregon

## 2021-22 Season Highs

### Points

14, 2/24/22 at Oregon St.

### Rebounds

4, 3x, last 3/10/22 vs. Washington

### Assists

2, 3x, last 2/12/22 vs. UCLA

### Steals

3, 2x, last 12/4/21 at Washington St.

### 3-Pointers

2, 5x, last 2/26/22 at Oregon

**BREAKDOWN:** Freshman Reese Dixon-Waters is a 6-5, 210-pound athletic guard who has great basketball instincts and has the ability to help the Trojans both offensively and defensively. He originally committed to USC for the 2021-22 season, but graduated from high school early and enrolled at USC in December last season and was able to get invaluable experience as part of the 2020-21 team.

**2021-22:** Dixon-Waters has played in 32 games off the bench and averages 4.5 points and 1.8 rebounds. Saw his playing time increase during the second half of the season and has averaged 20.2 minutes and 7.5 points over the last eight games. Missed the Pac-12 semifinal game against UCLA on March 11 with a sore hip. He scored 10 points and matched a career best with two three-pointers vs. UCLA on Feb. 12. He scored a career-best 14 points in the double-overtime win at Oregon State on Feb. 24. He has made 30 of his last 33 free throws (90.9 percent) entering the NCAA Tournament. Among Trojans with at least 20 makes from three-point range, he leads the team with a 43.8 shooting percentage.

**2020-21:** Dixon-Waters joined the team after graduating. He became eligible on Dec. 12 and USC was set to open Pac-12 play with him in uniform on Dec. 13, but hours before the game it was postponed due to a positive COVID-19 test. He did make his debut vs. Santa Clara on Dec. 29 and he nailed a three-pointer on his first collegiate shot...for the game he scored 5 points and had a rebound in 5 minutes of action. In seven games for USC he scored 5 points and grabbed 6 rebounds. Overall, he played 34 minutes over 10 games and scored 5 points and had 6 rebounds. He played in three of USC's four NCAA Tournament games along USC's NCAA Tournament run to the Elite Eight.

**HIGH SCHOOL:** Dixon-Waters was ranked as the No. 4 player in the state of California and No. 50 overall player in the nation by 247Sports.com. Dixon-Waters averaged 17.0 points, 10.0 rebounds, 3.5 assists and 2.0 steals per game in leading the Vikings to a 22-7 record last season. As a sophomore at Dorsey HS, Waters averaged 18.9 points, 6.6 rebounds, 3.3 assists and 1.7 steals per game.

**PERSONAL:** Reese was born on June 21, 2002.



REESE DIXON-WATERS • 2020-2021 GAME BY GAME

Opponent.....	3PT			TOTAL								MIN	PTS
	FG-A	FT-A	OR-DR	REB	PF	AST	TO	BLK	STL				
Santa Clara.....	2-3											5	5
Colorado.....	DNP												
Utah.....	DNP												
at Arizona.....	DNP												
at Arizona St. ....	0-0	0-0	0-0	0	1	0	0	0	0	1	0		
UC Riverside .....	DNP												
Washington.....	0-0	0-0	0-0	0	2	0	0	0	0	5	0		
Washington St. ...	DNP												
at Oregon State ..	DNP												
at California .....	DNP												
Oregon State .....	DNP												
at Stanford.....	DNP												
UCLA.....	DNP												
at Washington.....	DNP												
at Washington St. DNP													
Arizona State.....	0-1	0-0	0-1	1	0	0	0	0	0	2	0		
Arizona .....	DNP												
Oregon.....	DNP												
at Colorado.....	0-0	0-0	1-0	1	0	0	1	0	0	2	0		
at Utah.....	0-1	0-0	0-1	1	1	0	0	1	0	3	0		
Stanford.....	0-2	0-0	0-2	2	0	0	0	0	0	10	0		
at UCLA.....	DNP												
vs. Utah .....	DNP												
vs. Colorado .....	DNP												
vs. Drake .....	0-1	0-0	0-0	0	0	0	0	0	0	1	0		
vs. Kansas.....	0-0	0-0	0-0	0	1	0	0	0	0	4	0		
vs. Oregon.....	0-0	0-0	0-0	0	0	0	0	0	0	1	0		
vs. Gonzaga .....	DNP												
TOTALS .....	2-8	1-6	0-0	2-4	6	6	0	2	1	0	34	5	

REESE DIXON-WATERS • 2021-2022 GAME BY GAME

Opponent	Date	gs	min	Total		3-Pointers		Free throws		Rebounds		pf	a	t/o	blk	stl	pts	avg		
				fg	fga	pt	ptg	ft	fta	off	def									
CSUN	11/09/21	13	2-4	.500	0-1	.000	0-0	.000	2	1	3	3.0	1	0	0	0	4	4.0		
at Temple	11/13/21	4	0-0	.000	0-0	.000	0-0	.000	0	0	0	1.5	0	2	0	0	0	2.0		
at FGCU	11/16/21	2	0-0	.000	0-0	.000	0-0	.000	0	0	0	1.0	0	1	0	0	1	1.3		
DIXIE ST.	11/22/21	14	3-4	.750	2-3	.667	1-2	.500	1	2	3	1.5	1	1	0	0	9	3.3		
vs Saint Joseph's	11/25/21	12	2-5	.400	1-1	1.000	1-1	1.000	0	0	0	1.2	0	0	0	0	3	3.8		
vs San Diego St.	11/26/21	11	0-2	.000	0-1	.000	0-1	.000	1	2	3	1.5	2	1	0	0	0	3.2		
UTAH	12/01/21	11	2-3	.667	1-1	1.000	0-0	.000	2	1	3	1.7	3	0	0	0	5	3.4		
at Washington St.	12/04/21	12	0-2	.000	0-2	.000	0-0	.000	0	1	1	1.6	1	1	0	0	3	3.0		
EASTERN KY.	12/07/21	12	2-3	.667	1-2	.500	1-1	1.000	0	1	1	1.6	3	0	1	0	1	6	3.3	
LONG BEACH ST.	12/12/21	11	3-5	.600	1-3	.333	0-0	.000	0	0	0	1.4	1	0	3	0	7	3.7		
UC IRVINE	12/15/21	10	0-1	.000	0-0	.000	0-0	.000	0	3	3	1.5	1	0	0	0	0	3.4		
vs Georgia Tech	12/18/21	11	0-1	.000	0-0	.000	0-0	.000	1	1	2	1.6	0	0	1	0	0	3.1		
at California	01/06/22	3	0-0	.000	0-0	.000	0-0	.000	1	0	1	1.5	0	0	0	0	0	2.8		
at Stanford	01/11/22	7	0-1	.000	0-1	.000	2-2	1.000	0	3	3	1.6	0	0	0	0	2	2.8		
OREGON ST.	01/13/22	18	1-4	.250	1-2	.500	6-6	1.000	1	0	1	1.6	1	1	0	1	9	3.2		
OREGON	01/15/22	11	0-1	.000	0-1	.000	0-0	.000	0	0	0	1.5	0	0	0	0	0	3.0		
at Colorado	01/20/22	11	1-3	.333	0-1	.000	0-0	.000	2	0	2	1.5	1	0	1	0	2	2.9		
at Utah	01/22/22	9	2-2	1.000	1-1	1.000	0-0	.000	0	1	1	1.5	1	2	2	0	5	3.1		
ARIZONA ST.	01/24/22	18	2-5	.400	2-3	.667	2-2	1.000	1	1	2	1.5	0	1	2	0	8	3.3		
STANFORD	01/27/22	18	1-3	.333	1-3	.333	0-0	.000	0	1	1	1.5	1	1	1	0	3	3.3		
CALIFORNIA	01/29/22	14	0-2	.000	0-1	.000	4-6	.667	1	2	3	1.6	1	1	0	1	4	3.3		
at Arizona St.	02/03/22	11	0-3	.000	0-1	.000	2-2	1.000	2	2	4	1.7	1	1	0	0	2	3.3		
at Arizona	02/05/22	6	1-2	.500	0-0	.000	0-0	.000	0	0	0	1.6	1	0	0	0	2	3.2		
PACIFIC	02/08/22	17	1-3	.333	1-2	.500	6-6	1.000	0	1	1	1.6	1	0	0	0	2	3.5		
UCLA	02/12/22	24	3-5	.600	2-3	.667	2-2	1.000	1	0	1	1.6	1	2	0	1	10	3.7		
WASHINGTON	02/17/22	11	2-6	.333	2-4	.500	0-0	.000	0	0	0	1.5	5	1	0	0	1	6	3.8	
WASHINGTON ST.	02/20/22	8	0-1	.000	0-1	.000	0-0	.000	0	3	3	1.6	1	0	1	0	0	3.7		
at Oregon St.	02/24/22	37	4-10	.400	1-3	.333	5-6	.833	2	1	3	1.6	3	0	0	0	14	4.0		
at Oregon	02/26/22	19	3-7	.429	2-3	.667	0-0	.000	1	3	4	1.7	5	0	1	0	8	4.2		
ARIZONA	03/01/22	20	4-6	.667	1-1	1.000	0-0	.000	2	1	3	1.7	1	0	3	0	9	4.3		
at UCLA	03/05/22	21	2-4	.500	0-1	.000	0-0	.000	0	1	1	1.7	3	1	1	0	4	4.3		
vs Washington	03/10/22	22	3-7	.429	1-2	.500	2-2	1.000	0	4	4	1.8	3	0	2	1	0	9	4.5	
Totals		0	428	44-105	.419	21-48	.438	34-39	.872	21	36	57	1.8	43	17	19	5	13	143	4.5



REESE WATERS • CAREER STATISTICS

YEAR	G-GS	FG-FGA	%	3-PT		FT-FTA	%	PTS	AVG.	OFF REB	DEF REB	TOT REB	AVG.	PF-D	AST	TO	BLK	STL	MIN
				FG-FGA	%														
2020-21	10-0	2-8	.250	1-6	.167	0-0	---	5	0.5	2	4	6	0.6	6-0	0	2	1	0	34
2021-22	32-0	44-105	.419	21-48	.438	34-39	.872	143	4.5	21	36	57	1.8	43-2	17	19	5	13	428
TOTALS:	42-0	46-113	.407	22-54	.407	34-39	.872	148	3.5	23	40	63	1.5	49-2	17	21	6	13	462



# BOOGIE ELLIS

JUNIOR • GUARD • 6-3 • 185 • SAN DIEGO • CALIF. • MISSION BAY HS/MEMPHIS



## Career Highs

### Points

27, 2x, last 3/11/22 vs. UCLA

### Rebounds

8, 2x, last 11/16/21 at FGCU

### Assists

6, 11/16/21 at FGCU

### Steals

5, 2x, last 11/20/19 vs. Little Rock

### 3-Pointers

6, 2x, last 11/25/20 vs. Saint Mary's

## 2021-22 Season Highs

### Points

27, 3/11/22 vs. UCLA

### Rebounds

8, 11/16/21 at FGCU

### Assists

6, 11/16/21 vs. FGCU

### Steals

4, 2/17/22 vs. Washington

### 3-Pointers

5, 3/11/22 vs. UCLA

**BREAKDOWN:** Junior Rejean "Boogie" Ellis is a 6-3, 180-pound guard who transferred to USC after two seasons of playing at Memphis, where he was named the American Athletic Conference Co-Sixth Man of the Year in 2021. Ellis. He has shown the ability to score by driving into the paint and from beyond the three-point arc and is a strong defender.

**2021-22:** Ellis has played in and started 32 games for USC and averages 12.8 points per game. He leads USC with 55 three-point baskets made and has connected at a 37.9 percent. He has been one of USC's top two scorers in 18 games and has scored 14 or more points in 16 games. He leads the team with 26 steals. Scored 20 points in his USC debut vs. CSUN on Nov. 9. Scored 18 points and had career highs in rebounds (8) and assists (6) in the win at FGCU on Nov. 16. Let USC with 16 points, 12 in the second half, to earn MVP of the game vs. Georgia Tech on Dec. 18 at the Colangelo Classic. Led USC with 21 points, including USC's final seven, in a 58-53 win at ASU on Feb. 3. Scored 21 again and hit the game-winner vs. Washington State on Feb. 20. Sprained his left ankle on Feb. 23 and missed the game at Oregon State on Feb. 24. Matched a career high with 27 points vs. UCLA in the Pac-12 semifinals on March 11. He score 17 in the quarterfinal win over Washington and was named to the All-Tournament team, averaging 22.0 points in the two contests.

**BEFORE USC: 2020-21:** Ellis played in all 28 games for Memphis, making 15 starts, and averaging 10.2 points per game en route to being named AAC Co-Sixth Man of the Year. He made 51 three-point baskets and hit at a 38.6 percent from beyond the arc. Ellis finished third on the team in scoring and second in three-point baskets made. He became a starter in February and averaged 12.3 points in Memphis' final 13 games. He scored 20 or more points three times, including a career-high 27 points in a loss to No. 7 Houston in the AAC Tournament on March 13, making 5 of 8 from three-point range. He was named to the AAC All-Tournament team. He made three or more three-pointers in a game six times, including tying a career-best with six makes vs. Saint Mary's on Nov. 25, finishing with 24 points in the season opener. Ellis scored a team-high 23 points in Memphis' 77-65 NIT championship victory over Mississippi State on March 28.

**2019-20:** During his freshman season, Ellis started 27 of 31 games and averaged 8.0 points and 3.3 rebounds. He finished third on the team with 36 three-pointers made and was second on the team with 39 steals. He scored a season-best 22 points and made six three-pointers vs. UIC on Nov. 8. He had a career-best five steals in back-to-back games, first on Nov. 16 vs. Alcorn State and then on Nov. 20 vs. Little Rock. In the Barclays Center Classic in Brooklyn on Nov. 28, he scored 21 points on 7 of 11 shooting in a win over North Carolina State. Ellis averaged 11.3 points and 4.0 rebounds during the team's 2019 foreign tour to the Bahamas.

**HIGH SCHOOL:** Ellis graduated from San Diego Mission Bay High in 2019 as the No. 32 overall recruit according to 247Sports.com. He averaged 18.3 points as a senior. As a junior at Mission Bay High, Ellis averaged 24 points, 6 rebounds and 6 assists and was named the San Diego Section Player of the Year. He led his team to the 2018 Open Division title by scoring 34 points vs. Torrey Pines. He led his team to an 18-13 record as a senior and narrowly missed out on repeating as San Diego Section Player of the Year. He averaged 17.2 points and made 46.0 percent of her shots on the 2018 NIKE EYBL Circuit.

**PERSONAL:** Boogie was born on December 12, 2000 in San Diego, Calif...His mother's name is Rowiena Simpson and his father is Rejean Tremaine Ellis and he has four siblings...His favorite musical artists are Drake and Lil Uzi and his favorite movie is He Got Game...His sports hero is Kobe Bryant...Someday would like to travel to Cabo...His favorite food is Mexican...He is a Communication major at USC.



# BOOGIE ELLIS • 2019-2020 GAME BY GAME

# BOOGIE ELLIS • 2021-2022 GAME BY GAME

Opponent.....	3PT			TOTAL										MIN	PTS
	FG-A	FG-A	FT-A	OR-DR	REB	PF	AST	TO	BLK	STL					
South Carolina St.....	2-8	1-4	3-3	0-2	2	2	2	0	0	0	20	8			
UIC.....	8-11	6-9	0-0	0-1	1	2	2	1	0	2	27	22			
vs. Oregon.....	2-11	2-8	0-0	1-2	3	1	0	1	0	1	23	6			
Alcorn.....	2-5	0-2	1-3	0-3	3	3	3	2	1	5	21	5			
Little Rock.....	3-9	0-3	1-2	0-0	0	0	0	2	0	5	20	7			
Mississippi.....	0-5	0-2	0-2	0-2	2	4	2	0	0	3	18	0			
vs. NC State.....	7-11	2-3	5-5	0-2	2	4	0	0	0	1	30	21			
Bradley.....	3-7	2-3	4-6	1-4	5	1	2	1	0	0	29	12			
at UAB.....	1-9	1-4	3-4	1-2	3	4	2	1	0	1	23	6			
at Tennessee.....	1-7	0-1	1-2	1-4	5	1	0	1	0	0	26	3			
Jackson State.....	1-5	0-3	1-4	0-0	0	2	1	4	0	3	19	3			
New Orleans.....	2-9	2-5	0-0	2-2	4	2	4	3	0	2	23	6			
Tulane.....	0-4	0-3	0-2	0-2	2	0	0	0	0	1	16	0			
Georgia.....	2-7	2-5	4-5	0-8	8	2	1	2	0	1	32	10			
at Wichita State.....	0-5	0-2	2-2	1-2	3	4	0	0	0	0	15	2			
at South Florida.....	0-2	0-1	0-0	0-3	3	1	0	0	0	0	13	0			
Cincinnati.....	0-3	0-2	0-0	0-2	2	1	0	0	0	0	9	0			
at Tulsa.....	0-3	0-3	1-2	0-3	3	4	1	3	0	0	16	1			
SMU.....	4-8	3-4	3-4	0-1	1	1	3	1	1	0	23	14			
at UCF.....	5-10	2-3	1-2	0-4	4	0	2	2	1	1	34	13			
UConn.....	2-6	1-3	1-2	0-5	5	0	3	1	1	2	29	6			
Temple.....	4-9	2-5	8-8	0-3	3	0	3	2	0	1	31	18			
South Florida.....	5-7	1-2	3-5	0-3	3	4	2	1	0	0	28	14			
at Cincinnati.....	7-15	0-3	5-6	0-4	4	3	2	1	0	0	33	19			
at UConn.....	2-6	1-2	2-4	1-4	5	4	1	2	0	1	24	7			
East Carolina.....	5-9	4-7	3-4	1-2	3	4	0	2	0	1	27	17			
Houston.....	1-6	0-3	0-0	0-5	5	3	0	1	0	0	32	2			
at SMU.....	2-10	0-2	3-4	2-3	5	3	3	3	0	4	32	7			
at Tulane.....	3-9	3-7	2-2	1-4	5	5	2	4	0	1	30	11			
Wichita State.....	1-6	0-1	0-0	0-1	1	2	2	3	0	1	25	2			
at Houston.....	1-8	1-6	4-6	1-5	6	4	2	1	0	2	32	7			
TOTALS .....	76-230	36-111	61-89	13-88	101	71	45	45	4	39	760	249			

Opponent	Date	gs	min	fg-fga	pt	3pt-fga	pt	ft-fga	pt	off	def	tot	ast	pf	a	to	blk	stl	pts	avg		
CSUN	11/09/21	*	25	9-11	.818	2-4	.500	0-0	.000	0	0	0	0	1	2	1	0	2	20	20.0		
at Temple	11/13/21	*	34	2-8	.250	0-1	.000	7-9	.778	0	3	3	1	5	5	1	0	2	11	15.5		
at FGCU	11/16/21	*	33	6-11	.545	3-6	.500	3-5	.800	3	5	8	3	7	2	6	3	0	18	16.3		
DIXIE ST.	11/22/21	*	25	7-12	.583	3-6	.500	2-2	1.000	0	5	5	4	0	2	3	2	0	19	17.0		
vs Saint Joseph's	11/25/21	*	30	8-14	.571	1-3	.333	0-0	.000	1	3	4	4	1	4	1	0	0	17	17.0		
vs San Diego St.	11/26/21	*	34	1-6	.167	0-2	.000	0-2	.000	0	4	4	4	0	3	0	1	0	2	14.5		
UTAH	12/01/21	*	30	7-12	.583	4-7	.571	1-3	.333	1	1	2	3	7	1	4	0	1	19	15.1		
at Washington St.	12/04/21	*	29	3-7	.429	0-3	.000	0-0	.000	0	4	4	3	8	3	2	1	0	6	14.0		
EASTERN KY.	12/07/21	*	27	0-10	.000	0-7	.000	0-0	.000	0	5	5	3	3	3	5	2	0	2	0	12.4	
LONG BEACH ST.	12/12/21	*	28	2-8	.250	2-6	.333	2-2	1.000	0	3	3	3	8	4	3	3	0	8	12.0		
UC IRVINE	12/15/21	*	33	1-4	.250	1-1	1.000	2-2	1.000	0	3	3	3	7	1	1	2	0	5	11.4		
vs Georgia Tech	12/18/21	*	37	7-14	.500	0-3	.000	2-2	1.000	0	7	7	4	0	1	2	3	0	16	11.8		
at California	01/06/22	*	35	5-9	.556	0-2	.000	4-4	1.000	0	4	4	4	4	2	2	0	0	14	11.9		
at Stanford	01/11/22	*	35	4-11	.364	2-6	.400	4-6	.667	0	3	3	3	9	2	2	4	0	14	12.1		
OREGON ST.	01/13/22	*	33	5-13	.385	3-8	.375	1-2	.500	0	4	4	3	9	1	2	2	0	14	12.2		
OREGON	01/15/22	*	35	7-21	.333	4-10	.400	0-2	.000	0	0	0	3	7	2	3	1	0	18	12.6		
at Colorado	01/20/22	*	25	4-7	.571	0-1	.000	3-3	1.000	0	1	1	3	5	4	2	3	0	11	12.5		
at Utah	01/22/22	*	25	4-9	.444	2-6	.400	8-8	1.000	0	4	4	3	6	4	4	1	0	18	12.8		
ARIZONA ST.	01/24/22	*	20	1-9	.111	0-4	.000	0-0	.000	1	1	2	3	5	1	2	1	0	2	12.2		
STANFORD	01/27/22	*	34	4-6	.667	3-4	.750	0-0	.000	0	2	2	3	4	1	2	1	0	11	12.2		
CALIFORNIA	01/29/22	*	37	8-10	.800	2-2	1.000	3-3	1.000	0	2	2	3	2	0	1	0	0	21	12.6		
at Arizona St.	02/03/22	*	31	6-15	.400	2-6	.333	7-8	.875	2	4	6	3	5	1	3	1	0	1	21	13.0	
at Arizona	02/05/22	*	30	3-12	.250	2-7	.286	0-0	.000	4	1	5	3	5	3	5	0	0	1	8	12.7	
PACIFIC	02/08/22	*	31	3-9	.333	2-3	.667	5-6	.833	0	1	1	3	4	1	2	2	0	1	13	12.8	
UCLA	02/12/22	*	20	0-7	.000	0-4	.000	0-0	.000	1	3	4	3	4	2	5	1	2	0	9	12.2	
WASHINGTON	02/17/22	*	32	3-10	.300	3-6	.500	0-0	.000	1	3	4	3	4	5	1	3	3	2	4	9	12.1
WASHINGTON ST.	02/20/22	*	36	6-10	.600	2-2	1.000	7-8	.875	0	2	2	3	4	2	1	0	0	0	21	12.4	
at Oregon	02/26/22	*	24	3-10	.300	2-4	.500	0-1	.000	0	0	0	3	4	1	1	0	1	8	12.3		
ARIZONA	03/01/22	*	23	3-11	.273	0-3	.000	3-3	1.000	1	2	3	3	3	0	1	1	0	9	12.2		
at UCLA	03/05/22	*	31	5-14	.357	2-6	.333	1-1	1.000	0	2	2	3	2	4	3	0	0	13	12.2		
vs Washington	03/10/22	*	29	6-10	.600	3-6	.800	2-3	.667	1	3	4	3	4	2	1	3	1	0	17	12.4	
vs UCLA	03/11/22	*	36	9-17	.529	5-9	.556	4-4	1.000	0	5	5	3	4	1	3	0	0	27	12.8		
Totals			32	967	142-337	.421	55-145	.379	71-89	.798	16	90	106	3.3	72	79	55	26	410	12.8		

# BOOGIE ELLIS • 2020-2021 GAME BY GAME

	3PT			TOTAL											
Opponent.....	FG-A	FT-A	FT-A	OR-DR	REB	PF	AST	TO	BLK	STL	MIN	PTS			
vs. Saint Mary's.....	8-13	6-7	2-4	0-2	2	1	2	1	0	1	31	24			
vs. Western Ky.....	5-13	2-6	2-4	0-1	1	1	1	2	2	2	27	14			
vs. VCU.....	3-6	1-2	3-4	0-1	1	5	1	0	0	1	22	10			
Arkansas State.....	0-4	0-3	1-2	0-1	1	4	0	3	1	1	18	1			
Central Arkansas.....	4-8	2-6	0-0	0-1	1	0	1	0	0	1	22	10			
Mississippi Valley.....	6-12	2-7	4-4	0-2	2	1	2	0	1	1	24	18			
vs. Auburn.....	3-10	1-4	3-4	0-1	1	2	0	3	0	1	27	10			
at Tulane.....	0-3	0-1	0-0	0-1	1	2	1	0	0	0	14	0			
Tulsa.....	2-7	2-4	0-0	1-3	4	2	1	1	0	0	24	6			
South Florida.....	2-6	0-2	0-0	0-1	1	1	2	1	1	0	18	4			
at Tulsa.....	0-6	0-4	0-1	0-0	0	0	2	3	0	1	19	0			
Wichita State.....	1-4	1-2	0-0	1-0	1	0	0	2	1	0	13	3			
at East Carolina.....	3-6	2-5	3-4	0-2	2	0	2	0	0	0	19	11			
SMU.....	2-7	1-4	0-0	0-1	1	0	1	0	0	1	19	5			
at SMU.....	3-9	2-5	1-3	0-1	1	0	0	1	0	1	17	9			
UCF.....	5-8	1-4	0-0	0-1	1	2	3	3	0	4	17	11			
UCF.....	4-7	1-2	0-0	0-1	1	1	1	3	0	2	16	9			
East Carolina.....	1-4	1-4	2-4	0-0	0	1	0	0	0	0	11	5			
Tulane.....	3-9	3-7	4-4	1-4	5	3	2	3	0	1	28	13			
at Cincinnati.....	5-11	4-8	3-4	2-5	7	4	2	1	0	2	28	17			
at South Florida.....	6-11	5-8	1-2	0-4	4	3	2	0	0	2	27	18			
at Houston.....	3-11	1-5	0-0	0-4	4	2	4	1	0	1	35	7			
vs. UCF.....	4-12	2-6	2-2	1-0	1	3	3	2	0	0	31	12			
vs. Houston.....	9-16	5-8	4-10	0-3	3	3	2	3	0	4	33	27			
vs. Dayton.....	1-7	1-5	0-0	1-2	3	1	0	0	0	0	27	3			
vs. Boise State.....	5-11	1-4	0-0	0-4	4	3	1	2	0	1	28	11			
vs. Colorado St.....	1-4	0-2	2-2	0-2	2	2	2	2	0	1	30	4			
vs. Mississippi St.....	6-12	4-7	7-9	1-3	4	2	5	1	0	1	32	23			
TOTALS.....	95-237	51-132	44-67	8-51	59	49	43	38	6	30	657	285			



# CHEVEZ GOODWIN

SENIOR • FORWARD • 6-9 • 225 • COLUMBIA • S.C. • HAMMOND HS/CHARLESTON/WOFFORD



## Career Highs

### Points

27, 2/5/20 at VMI

### Rebounds

18, 1/20/22 at Colorado

### Assists

2, 12x, last 3/5/22 at Drake

### Steals

2, 9x, last 2/5/22 at Arizona

### Blocks

4, 2x, last 1/11/20 vs. The Citadel

**BREAKDOWN:** Redshirt senior 6-9, 225-pound forward Chevez Goodwin is a consistent scorer and tough rebounder who was a key reserve for USC last season, after transferring from Wofford. He earned a degree in computer science with a minor in film and digital media at Wofford.

**2021-22:** Goodwin in one of two Trojans to start all 33 games and he averages 11.0 points and 6.5 rebounds. He posted three double-doubles to give him 10 in his career. On USC's two-game road trip to Temple on Nov. 19 and FGCU on Nov. 16, he scored 19 and 20 points respectively. Notched his first double-double of the year and as a Trojan with 12 points and 11 rebounds vs. Dixie State on Nov. 22. Scored 14 points and converted a game-winning three-point play with 16 seconds left in a 63-61 win at Washington State on Dec. 4. Named Pac-12 Player of the Week for Dec. 13-19 as he averaged 18 points and 7 rebounds in USC's wins over UC Irvine and Georgia Tech. Scored 12 points on Jan. 8 at Cal to reach 1,000 career points. Led USC's comeback win vs. Oregon State on Jan. 13 with 20 points and 12 rebounds...his nine offensive rebounds were the most by a Trojan since Taj Gibson had 10 on Nov. 20, 2008. Scored 14 points and grabbed a career-best 18 rebounds at Colorado on Jan. 20. Scored a season-best 24 points on 11 of 14 shooting with nine rebounds vs. Washington on Feb. 17.

**2020-21:** Goodwin made one start and appeared in all 33 games, averaging 5.6 points and 3.5 rebounds. He was second on the team with a shooting percentage of 53.8 among players with at least one shot per game and was third on the team with 43 offensive rebounds. He scored 9 points and had 9 rebounds vs. BYU on Dec. 1. Scored in double figures for the first time with 10 points and 5 rebounds vs. Santa Clara on Dec. 29. He scored a season-best 12 points twice, first vs. Washington on Jan. 14 and then on March 6 at UCLA. He grabbed a season-high 10 rebounds and scored 8 points vs. Oregon State on Jan. 28. Made his only start of the season on Feb. 22 vs. Oregon and scored two points in 12 minutes of action. He scored 10 points on 4-for-4 shooting in USC's second-round win over Kansas in the NCAA Tournament on March 22.

**2019-20:** Goodwin started all 35 games for Wofford, averaging 11.9 points, a team-high 6.2 rebounds and 1.1 blocks per game. He scored in double figures 22 times and posted five double-doubles. He made 64.0 percent of his shots, fifth among all NCAA players. He scored 14 points in the opener vs. Erskine. Recorded

his first double-double of the season with 11 points and 13 rebounds at Kennesaw State on Dec. 22. He scored 14 points and had 10 rebounds in the overtime win vs. UNC Greensboro. He scored 18 points and had nine rebounds at Samford the next game on Jan. 8. In the next game vs. Samford on Feb. 1 he scored 16 points and had 10 rebounds. He scored 25 points on 11 of 12 shooting at The Citadel on Jan. 29. He scored a career-best 27 points at VMI on Feb. 5. His next double-double was on Feb. 12 vs. Mercer when he scored 17 points and 12 rebounds. He posted his last double-double of the season with 15 points and had 11 rebounds at Furman on Feb. 22. He scored 19 points and grabbed nine rebounds in the SoCon quarterfinal win over Chattanooga. He scored 18 points in the SoCon final against ETSU.

**2018-19:** Played in all 35 games off the bench for Wofford, averaging 4.3 points and 4.3 rebounds in 13.3 minutes per game. He registered 11 games with at least six rebounds. He scored in double figures four times and posted two double-doubles, scoring 16 points and 13 rebounds vs. Kentucky Christian and 10 points and 10 rebounds at Samford on March 2. He scored four points and had four rebounds in the SoCon Championship win over UNC Greensboro on March 11. He scored five points and had two rebounds in the NCAA Championship first-round win vs. Seton Hall on March 21.

**2017-18:** Redshirted at Wofford due to NCAA transfer rules.

**2016-17:** Appeared in all 35 games for the College of Charleston and started three, averaging 2.3 points and 2.9 rebounds in 9.8 minutes per game. He scored a season-high eight points three times, vs. USC Upstate on Nov. 27, at Western Carolina on Dec. 22 and at Elon on Dec. 31. Grabbed a season-best 12 rebounds and added five points at Delaware on Jan. 2...also played a season-high 20 minutes.

**HIGH SCHOOL:** Goodwin graduated from Hammond High in 2016. As a senior he averaged 18.9 points, 12.4 rebounds and 1.3 blocks and was named the co-Midlands Player of the Year. Hammond won the SCISA 3A state championship his junior season and he helped lead them to a 93-44 record in his four seasons there. Goodwin was named to the All-Region and All-State teams his sophomore, junior and senior seasons.

**PERSONAL:** Chevez was born on February 27, 1998 in Columbia, S.C. His parents are Charles Goodwin and the late Ronee Berry-Goodwin.

## CHEVEZ GOODWIN • 2021-2022 GAME BY GAME

Opponent	Date	gs	min	Total		3-Pointers		Free throws		Rebounds			pts								
				fg	fga	pct	3fg	3fga	pct	ft	fta	pct	off	def	tot	pts	ast	blk	ph	aw	
CSUN	11/09/21	*	22	3-6	500	0-0	0-0	0-0	2-2	100.0	1	6	7	7	0	1	0	1	8	8.0	
at Temple	11/13/21	*	33	8-10	800	0-0	0-0	0-0	3-4	75.0	3	5	8	7.5	3	1	1	0	19	13.5	
at FGCU	11/16/21	*	24	10-15	667	0-0	0-0	0-3	0-0	0.0	4	2	6	7.0	2	0	1	0	20	15.7	
DIXIE ST.	11/22/21	*	23	6-7	857	0-0	0-0	0-0	0-0	0.0	5	6	11	8.0	2	0	0	0	12	14.8	
vs Saint Joseph's	11/25/21	*	18	5-11	455	0-0	0-0	0-1	0-0	0.0	4	4	8	8.0	0	0	0	0	10	13.8	
vs San Diego St.	11/26/21	*	19	5-6	833	0-0	0-0	0-4	0-0	0.0	3	2	5	7.5	2	0	1	2	10	13.2	
UTAH	12/01/21	*	19	3-6	500	0-0	0-0	0-2	0-0	0.0	2	5	7	7.4	2	1	2	0	8	12.1	
at Washington St.	12/04/21	*	22	6-11	545	0-0	0-0	2-2	100.0	3	2	5	7.1	4	0	3	0	1	14	12.4	
EASTERN KY.	12/07/21	*	21	6-8	1000	0-0	0-0	2-6	33.3	1	6	7	7.1	1	2	3	0	0	14	12.6	
LONG BEACH ST.	12/10/21	*	29	4-9	500	0-0	0-0	1-2	50.0	3	4	7	7.1	3	2	1	0	0	9	12.2	
UC IRVINE	12/15/21	*	28	8-13	615	0-0	0-0	7-11	63.6	3	3	6	7.0	3	0	2	3	2	23	13.2	
vs Georgia Tech	12/18/21	*	26	4-7	571	0-0	0-0	5-6	83.3	3	5	8	7.1	0	1	1	0	0	13	13.2	
at California	01/06/22	*	25	6-9	667	0-0	0-0	0-0	0-0	0.0	2	2	4	6.8	1	1	0	1	1	12	13.1
at Stanford	01/11/22	*	21	5-8	625	0-0	0-0	1-2	50.0	1	4	5	6.7	4	1	0	1	0	11	12.9	
OREGON ST.	01/13/22	*	34	9-14	643	0-0	0-0	2-7	28.6	9	3	12	7.1	3	0	1	0	0	20	13.4	
OREGON	01/15/22	*	28	3-6	500	0-0	0-0	1-2	50.0	4	3	7	7.1	3	1	2	0	1	7	13.0	
at Colorado	01/20/22	*	29	6-17	353	0-0	0-0	2-5	40.0	7	11	18	7.7	4	0	4	3	0	14	13.1	
at Utah	01/22/22	*	25	4-6	667	0-0	0-0	1-2	50.0	1	3	4	7.5	4	0	4	1	1	9	12.8	
ARIZONA ST.	01/24/22	*	21	5-8	625	0-0	0-0	2-3	66.7	2	6	8	7.5	2	2	2	0	0	12	12.8	
STANFORD	01/27/22	*	23	2-4	500	0-0	0-0	0-0	0-0	0.0	0	1	1	7.2	3	0	3	1	4	12.4	
CALIFORNIA	01/29/22	*	19	6-8	826	0-0	0-0	0-0	0-0	0.0	1	3	4	7.6	4	0	0	0	10	12.2	
at Arizona St.	02/03/22	*	18	4-8	500	0-0	0-0	1-2	50.0	4	3	7	7.0	2	0	0	0	0	9	12.1	
at Arizona	02/05/22	*	28	3-8	375	0-0	0-0	2-4	50.0	0	3	3	6.9	3	2	2	0	2	8	11.9	
PACIFIC	02/08/22	*	24	6-10	600	0-0	0-0	0-4	0-0	0.0	2	4	6	6.8	2	0	2	0	12	11.9	
UCLA	02/12/22	*	34	3-4	333	0-0	0-0	4-4	100.0	2	7	9	6.8	3	0	3	0	0	10	11.8	
WASHINGTON	02/17/22	*	30	11-14	786	0-0	0-0	2-5	40.0	6	3	9	7.0	3	2	1	1	0	24	12.3	
WASHINGTON ST.	02/20/22	*	29	2-8	250	0-0	0-0	0-1	0-0	0.0	2	3	5	6.9	3	1	2	0	1	4	12.0
at Oregon St.	02/24/22	*	23	3-7	429	0-0	0-0	0-1	0-0	0.0	1	2	3	6.8	4	0	2	1	1	6	11.8
at Oregon	02/26/22	*	19	2-6	333	0-0	0-0	2-2	100.0	2	2	4	6.7	2	0	2	0	1	6	11.6	
ARIZONA	03/01/22	*	19	4-5	800	0-0	0-0	2-3	66.7	2	0	2	6.5	4	0	3	1	0	10	11.5	
at UCLA	03/05/22	*	24	2-4	500	0-0	0-0	1-2	50.0	1	1	2	6.4	1	2	2	0	0	5	11.3	
vs Washington	03/10/22	*	27	3-5	600	0-0	0-0	1-4	25.0	3	5	8	6.4	2	1	3	0	1	7	11.2	
vs UCLA	03/11/22	*	19	2-7	286	0-0	0-0	1-4	25.0	3	4	7	6.5	0	0	0	0	1	5	11.0	
Total			33	803	168	277	570	0-0	47	100	470	100	123	213	6.6	80	21	63	16	363	11.0



# CHEVEZ GOODWIN • 2016-2017 GAME BY GAME

# CHEVEZ GOODWIN • 2019-2020 GAME BY GAME

Opponent.....	3PT			TOTAL								MIN	PTS
	FG-A	FG-A	FT-A	OR-DR	REB	PF	AST	TO	BLK	STL			
The Citadel.....	0-0	0-0	0-2	0-1	1	1	0	1	0	1	12	0	
at Coastal Carolina.....	1-3	0-0	0-0	0-3	3	4	0	0	1	0	5	2	
Boise State.....	2-2	0-0	1-3	2-3	5	2	0	1	3	1	18	5	
UCF.....	0-0	0-0	0-0	0-0	0	3	0	0	0	0	7	0	
Wake Forest.....	0-4	0-0	0-0	1-3	4	3	0	0	0	0	13	0	
at Villanova.....	1-2	0-1	0-0	0-3	3	2	0	1	0	0	9	2	
USC Upstate.....	3-3	0-0	2-3	1-3	4	3	0	0	0	0	9	8	
Navy.....	0-1	0-0	2-2	0-0	0	1	0	1	0	0	10	2	
Davidson.....	1-2	0-0	0-0	1-1	2	2	0	0	0	1	10	2	
vs. Anderson.....	2-3	0-0	0-3	0-2	2	1	0	1	0	1	15	4	
at East Carolina.....	0-0	0-0	0-0	2-1	3	3	1	0	1	1	10	0	
at LSU.....	3-4	0-0	1-1	1-2	3	4	1	1	2	0	14	7	
at Western Carolina.....	4-5	0-0	0-1	1-4	5	1	0	1	1	0	14	8	
at Elon.....	4-5	0-0	0-0	3-3	6	2	0	0	2	1	17	8	
at Delaware.....	2-4	0-0	1-2	5-7	12	2	0	3	2	0	20	5	
Towson.....	1-1	0-0	1-1	0-1	1	0	0	0	1	0	9	3	
Hofstra.....	0-3	0-0	0-0	2-1	3	1	1	0	1	0	8	0	
at James Madison.....	0-2	0-0	0-0	0-1	1	2	0	0	2	0	11	0	
William & Mary.....	0-0	0-0	0-2	0-1	1	1	0	0	1	0	7	0	
UNC Wilmington.....	2-5	0-0	0-0	5-4	9	2	0	1	0	0	12	4	
James Madison.....	0-0	0-0	2-2	0-1	1	2	0	0	0	0	4	2	
at Towson.....	2-2	0-0	0-6	1-4	5	2	0	0	0	0	15	4	
at Drexel.....	0-3	0-0	0-0	1-3	4	2	0	1	0	0	9	0	
at UNCW.....	0-0	0-0	0-0	0-2	2	1	0	0	0	0	2	0	
Elon.....	1-2	0-0	0-0	0-4	4	0	0	1	0	0	7	2	
Northeastern.....	1-2	0-0	1-1	0-4	4	1	0	0	0	0	7	3	
at William & Mary.....	0-0	0-0	0-0	0-0	0	1	0	0	0	0	1	0	
at Hofstra.....	2-3	0-0	0-0	1-1	2	0	0	1	0	2	10	4	
at Northeastern.....	0-0	0-0	0-0	1-2	3	1	0	0	0	0	10	0	
Delaware.....	1-1	0-0	0-0	0-2	2	2	1	0	1	0	14	2	
Drexel.....	0-1	0-0	0-0	1-0	1	1	0	0	0	0	10	0	
vs. James Madison.....	0-0	0-0	0-0	1-1	2	0	0	0	0	0	11	0	
vs. Towson.....	0-0	0-0	0-0	0-2	2	3	0	0	0	0	6	0	
vs. UNCW.....	1-1	0-0	0-0	0-1	1	0	0	0	1	0	4	2	
at Colorado St.....	0-2	0-0	0-0	1-0	1	1	0	1	0	0	3	0	
TOTALS.....	34-66	0-1	11-29	31-71	102	57	4	15	19	8	343	79	

Opponent.....	3PT			TOTAL								MIN	PTS
	FG-A	FG-A	FT-A	OR-DR	REB	PF	AST	TO	BLK	STL			
Erskine.....	6-8	0-0	2-3	1-4	5	0	2	7	1	2	23	14	
High Point.....	3-7	0-0	0-0	1-4	5	3	1	0	4	1	22	6	
William & Mary.....	3-6	0-0	2-2	3-3	6	4	2	0	1	0	18	8	
at Butler.....	5-8	0-0	2-5	0-2	2	2	1	0	2	0	24	12	
at Missouri.....	3-7	0-0	4-4	4-3	7	5	0	3	2	0	23	10	
at South Florida.....	4-8	0-0	1-4	1-3	4	4	1	1	0	0	16	9	
at MD Eastern Shore.....	3-7	0-0	3-6	1-8	9	0	2	4	1	0	25	9	
N.C. Central.....	5-6	0-0	2-3	2-4	6	1	1	2	3	2	24	12	
Gardner-Webb.....	4-6	0-0	0-0	2-1	3	4	0	2	2	0	16	8	
North Greenville.....	4-6	0-0	3-6	3-3	6	3	1	1	1	0	17	11	
at North Carolina.....	2-3	0-0	0-0	3-3	6	4	0	0	1	1	9	4	
at Duke.....	3-10	0-0	0-0	6-2	8	4	1	1	0	0	17	6	
at Kennesaw St.....	5-11	0-0	1-3	7-6	13	3	2	1	1	1	28	11	
at ETSU.....	3-5	0-0	0-4	0-3	3	3	0	2	0	0	16	6	
UNCG.....	6-9	0-0	2-4	3-7	10	3	1	1	0	0	34	14	
at Samford.....	9-13	0-0	0-0	6-3	9	3	0	2	1	0	28	18	
The Citadel.....	5-5	0-0	1-5	1-6	7	3	2	2	4	1	22	11	
at Chattanooga.....	4-6	0-1	1-7	1-4	5	2	0	1	1	0	17	9	
Furman.....	8-13	0-0	2-2	2-5	7	1	2	0	1	1	26	18	
VMI.....	5-5	0-0	0-2	0-1	1	3	0	1	0	0	17	10	
at W. Carolina.....	4-6	0-0	0-0	1-3	4	5	1	3	1	1	18	8	
at The Citadel.....	11-12	0-0	3-4	2-6	8	2	2	2	0	0	24	25	
Samford.....	8-13	0-0	0-2	3-7	10	1	1	2	2	0	26	16	
at VMI.....	8-11	0-0	11-20	6-3	9	3	2	1	0	0	25	27	
Chattanooga.....	4-6	0-0	4-6	1-1	2	4	0	0	0	0	17	12	
Mercer.....	7-14	0-0	3-6	3-9	12	5	1	3	0	1	27	17	
Western Carolina.....	2-3	0-0	0-0	2-1	3	4	0	2	3	1	17	4	
at UNCG.....	6-9	0-0	3-4	3-3	6	5	0	0	0	1	30	15	
at Furman.....	7-9	0-0	1-3	5-6	11	3	2	3	1	0	30	15	
ETSU.....	1-3	0-0	0-0	0-2	2	3	0	2	0	0	15	2	
at Mercer.....	3-8	0-0	1-3	0-4	4	2	1	1	0	0	15	7	
vs. The Citadel.....	5-8	0-0	5-5	2-3	5	1	1	1	1	0	14	15	
vs. Furman.....	8-9	0-0	3-4	5-4	9	2	1	1	0	0	27	19	
vs. Chattanooga.....	4-7	0-0	2-4	2-4	6	2	1	2	3	0	28	10	
vs. ETSU.....	8-8	0-0	2-4	2-3	5	3	0	1	1	0	27	18	
TOTALS.....	176-275	0-1	64-125	84-134	218	100	32	55	38	13	762	416	

# CHEVEZ GOODWIN • 2018-2019 GAME BY GAME

# CHEVEZ GOODWIN • 2020-2021 GAME BY GAME

Opponent.....	3PT			TOTAL								MIN	PTS
	FG-A	FG-A	FT-A	OR-DR	REB	PF	AST	TO	BLK	STL			
North Carolina.....	2-3	0-0	0-0	0-2	2	3	0	0	0	0	9	4	
at High Point.....	0-1	0-0	0-0	2-0	2	0	0	0	0	0	9	0	
Carver.....	1-7	0-0	0-2	5-3	8	1	0	0	0	0	22	2	
at Oklahoma.....	2-2	0-0	0-1	0-0	0	1	0	0	0	0	6	4	
Coppin State.....	5-6	0-0	1-2	2-4	6	2	0	0	0	0	17	11	
Mars Hill.....	4-4	0-0	0-1	2-4	6	2	0	3	1	0	14	8	
at South Carolina.....	1-2	0-0	2-2	1-6	7	3	0	2	0	1	12	4	
ETSU.....	0-1	0-0	0-0	0-1	1	2	0	2	0	1	8	0	
at Kansas.....	0-0	0-0	0-0	0-1	1	2	0	0	0	0	6	0	
Kentucky Christian.....	7-11	0-0	2-4	8-5	13	0	2	1	0	1	23	16	
Coastal Carolina.....	1-1	0-0	0-2	1-0	1	2	0	0	1	0	13	2	
UNC Asheville.....	0-2	0-0	1-2	2-0	2	2	0	0	0	1	12	1	
at Mississippi St.....	1-2	0-0	0-1	1-0	1	1	0	2	0	0	18	2	
at W. Carolina.....	2-6	0-0	0-0	2-2	4	5	0	1	0	0	15	4	
The Citadel.....	3-3	0-0	1-2	1-0	1	1	0	1	0	0	11	7	
Mercer.....	0-0	0-0	0-0	0-1	1	2	0	0	0	0	5	0	
at UNCG.....	2-4	0-0	1-2	3-7	10	2	0	1	0	0	17	5	
at VMI.....	3-4	0-0	0-0	2-1	3	1	1	1	0	0	9	6	
Furman.....	1-3	0-0	1-2	3-3	6	0	0	1	0	0	10	3	
Samford.....	1-1	0-0	0-0	2-1	3	2	2	1	1	0	8	2	
Chattanooga.....	3-5	0-0	0-0	4-2	6	2	0	2	1	1	17	6	
at Mercer.....	1-2	0-0	1-4	4-1	5	5	0	0	1	0	15	3	
at The Citadel.....	2-3	0-0	1-2	0-5	5	4	0	0	0	0	19	5	
at ETSU.....	0-2	0-0	0-0	3-5	8	4	1	1	1	0	14	0	
Western Carolina.....	1-3	0-0	0-0	1-1	2	5	0	0	0	0	12	2	
VMI.....	3-5	0-0	0-1	4-6	10	3	0	0	0	0	15	6	
UNCG.....	0-3	0-0	0-0	3-2	5	3	0	1	1	0	13	0	
at Furman.....	2-6	0-0	0-0	2-2	4	1	0	0	0	0	11	4	
at Chattanooga.....	2-3	0-0	0-2	2-1	3	1	0	1	0	0	13	4	
at Samford.....	5-8	0-0	0-0	6-4	10	2	0	1	2	2	27	10	
vs. VMI.....	7-8	0-0	0-1	4-1	5	1	0	0	1	0	19	14	
vs. ETSU.....	3-3	0-0	0-0	1-1	2	3	0	1	0	0	13	6	
vs. UNCG.....	2-2	0-0	0-1	1-3	4	2	0	0	1	1	16	4	
vs. Seton Hall.....	2-2	0-0	1-2	1-1	2	2	0	0	0	0	13	5	
vs. Kentucky.....	0-0	0-0	0-0	0-0	0	1	0	1	0	0	4	0	
TOTALS.....	69-118	0-0	12-36	73-76	149	73	8	24	11	8	465	150	

Opponent.....	3PT			TOTAL								MIN	PTS
	FG-A	FG-A	FT-A	OR-DR	REB	PF	AST	TO	BLK	STL			
Cal Baptist.....	1-4	0-0	1-2	1-0	1	1	1	2	0	0	12	3	
Montana.....	4-8	0-0	0-0	1-6	7	3	2	2	0	0	18	8	
vs. BYU.....	4-5	0-0	1-3	1-7	8	2	1	1	1	1	21	9	
vs. UConn.....	2-3	0-0	0-0	0-1	1	4	0	0	0	0	14	4	
UC Irvine.....	3-6	0-0	1-3	2-4	6	4	1	0	1	1	18	7	
Santa Clara.....	5-8	0-0	0-2	2-3	5	3	0	1	0	2	20	10	
Colorado.....	2-8	0-1	3-3	5-1	6	2	1	0	0	2	16	7	
Utah.....	5-7	0-0	1-1	1-4	5	4	1	1	1	0	18	11	
at Arizona.....	3-4	0-0	3-4	1-1	2	5	0	2	1	0	20	9	
at Arizona St.....	0-2	0-0	1-2	1-3	4	2	0	2	1	0	11	1	
UC Riverside.....	0-1	0-0	0-0	0-0	1	0	1	1	0	0	7	0	
Washington.....	5-10	0-0	2-5	2-3	5	4	1	1	0	2	18	12	
Washington St.....	2-6	0-0	0-2	3-2	5	1	0	1	0	0	14	4	
at Oregon State.....	3-3	0-0	2-5	1-1	2	1	0	1	0	0	15	8	
at California.....	2-2	0-0	0-0	0-1	1	3	1	1	0	0	13	4	
Oregon State.....	4-6	0-0	0-3	5-5	10	1	0	2	1	1	18	8	
at Stanford.....	1-2	0-0	0-0	1-1	2	1	1	1	0	0	9	2	
UCLA.....	1-2	0-0	4-4	3-4	7	4	1	1	1	0	16	6	
at Washington.....	5-9	0-0	1-1	0-1	1	0	0	1	0	0	15	11	
at Washington St.....	0-0	0-0	0-0	1-2	3	1	0	3	0	0	18	0	
Arizona State.....	0-5	0-0	0-0	1-2	3	0	0	1	0	0	12	0	
Arizona.....	4-6	0-0	0-0	1-3	4	1	0	0	2	0	16	8	
Oregon.....	1-1	0-0	0-0	1-0	1	2	0	2	0	0	12	2	
at Colorado.....	4-6	0-0	1-1	1-1	2	2	0	0	0	0	15	9	
at Utah.....	0-0	0-0	2-2	1-1	2	2	0	0	0	0	7	2	
Stanford.....	4-6	0-0	0-3	2-3	5	1	2	1	0	0	19	8	
at UCLA.....	4-5	0-0	4-8	3-1	4	1	1	0	0	1	24	12	
vs. Utah.....	1-1	0-0	0-0	0-4	4	4	0	2	0	0	16	2	
vs. Colorado.....	1-2	0-0	2-2	1-0	1	2	0	1	0	0	11	4	
vs. Drake.....	2-2	0-0	0-0	0-3	3	1	2	1	0	0	17	4	
vs. Kansas.....	4-4	0-0	2-2	0-2	2	3	0	1	0	0	14	10	
vs. Oregon.....	0-6	0-0	0-0	1-0	1	1	0	0	1	0	8	0	
vs. Gonzaga.....	0-3	0-0	0-0	0-2	2	2	0	1	0	0	10	0	
TOTALS.....	77-143	0-1	31-58	43-72	115	69	16	34	11	10	492	185	



# HARRISON HORNERY

FRESHMAN • FORWARD • 6-9 • 220 • TOOWOOMBA • AUSTRALIA • MATER DEI



## Career Highs

### Points

9, 2/8/22 vs. Pacific

### Rebounds

6, 2/8/22 vs. Pacific

### Assists

1, 2/17/22 vs. Washington

### Steals

1, 2x, last 2/20/22 vs. WSU

### 3-Pointers

3, 2/8/22 vs. Pacific

## 2021-22 Season Highs

### Points

9, 2/8/22 vs. Pacific

### Rebounds

6, 2/8/22 vs. Pacific

### Assists

1, 2/17/22 vs. Washington

### Steals

1, 2x, last 2/20/22 vs. WSU

### 3-Pointers

3, 2/8/22 vs. Pacific

**BREAKDOWN:** Freshman 6-9, 220-pound forward Harrison Hornery is a strong rebounder and scorer out to the three-point range. He will add to the Trojans depth at the forward position.

**2021-22:** Hornery was used sparingly, appearing in 12 games and scoring 19 points in 54 minutes of action. Had a layup vs. CSUN on Nov. 9 in his collegiate debut. Became an instant fan-favorite when he came off the bench and spearheaded USC's comeback from a 13-point second-half deficit against Pacific on Feb. 2 by going 3-for-4 from three-point range to score nine points and grab a season-best six rebounds.

**HIGH SCHOOL:** Hornery graduated from Mater Dei High in Santa Ana, Calif. where he averaged a team-leading 18.6 points, 7.8 rebounds and 3.3 assists per game as a senior. Hornery also led Mater Dei in three-point shots made with 76. He scored 24 points or more over the final six games which included three CIF Southern Section Open Division playoff games and a CIF Southern Section Regional Open Division game. Hornery was named first team All-State and the Orange County Player of the Year as he led the Monarchs to a 27-4 record. He was also named first team All-CIF and Trinity League MVP. He maintained a 4.1 grade-point average.

**PERSONAL:** Hornery was born on July 1, 2001 in Mackay, Queensland, Australia. His parents are Deanne and Brian Parslow and his father is Chuck Hornery...He has five siblings, Charlie, Grace, Clancy, Claire and River...Hornery came to the U.S. to play basketball at Mater Dei and has live with a host family in Mission Viejo, Calif. He stayed in the U.S. during the pandemic and saw his parents only through Facetime for nearly 15 months...His interests include golf, visiting the beach and going back to Australia... He would like to visit Fiji someday...Hornery is majoring in Economics at USC.



## HARRISON HORNERY • 2021-2022 GAME BY GAME

Opponent	Date	gs	min	Total		3-Pointers		Free throws		Rebounds			pf	a	t/o	blk	stl	pts	avg	
				fg-fga	pct	3fg-fga	pct	ft-fa	pct	off	def	tot								
CSUN	11/09/21	4	1-2	.500	0-1	.000	0-0	.000	0	0	0	0	0	0	0	0	0	2	2.0	
at FGCU	11/16/21	1	0-1	.000	0-0	.000	0-0	.000	0	0	0	0	0	0	0	0	0	0	1.0	
DIXIE ST.	11/22/21	4	1-1	1.000	1-1	1.000	0-0	.000	0	1	1	0.3	0	0	0	0	0	3	1.7	
vs Saint Joseph's	11/25/21	3	0-1	.000	0-1	.000	0-0	.000	0	0	0	0.3	0	0	0	0	0	0	1.3	
UTAH	12/01/21	1	0-0	.000	0-0	.000	0-0	.000	0	0	0	0.2	0	0	0	0	0	0	1.0	
ARIZONA ST.	01/24/22	4	0-1	.000	0-1	.000	0-0	.000	0	0	0	0.2	0	0	0	0	1	0	0.8	
PACIFIC	02/08/22	14	3-4	.750	3-4	.750	0-0	.000	0	6	6	1.0	1	0	1	0	0	9	2.0	
UCLA	02/12/22	9	1-2	.500	1-2	.500	0-0	.000	0	1	1	1.0	2	0	1	1	0	3	2.1	
WASHINGTON	02/17/22	5	0-2	.000	0-1	.000	0-0	.000	1	1	2	1.1	0	1	1	0	0	0	1.9	
WASHINGTON ST.	02/20/22	2	0-1	.000	0-1	.000	0-0	.000	0	0	0	1.0	0	0	0	0	1	0	1.7	
at Oregon St.	02/24/22	2	0-0	.000	0-0	.000	0-0	.000	0	0	0	0.9	1	0	0	0	0	0	1.5	
ARIZONA	03/01/22	5	1-2	.500	0-1	.000	0-0	.000	1	0	1	0.9	0	0	0	0	0	2	1.6	
Totals		0	54	7-17	.412	5-13	.385	0-0	.000	2	9	11	0.9	5	1	3	1	2	19	1.6

## HARRISON HORNERY • CAREER STATISTICS

YEAR	G-GS	FG-FGA	%	3-PT FG-FGA	%	FT-FTA	%	PTS	AVG.	OFF REB	DEF REB	TOT REB	AVG.	PF-D	AST	TO	BLK	STL	MIN
2021-22	12-0	7-17	.412	5-13	.385	0-0	----	19	1.6	2	9	11	0.9	5-0	1	3	1	2	54
TOTALS:	12-0	7-17	.412	5-13	.385	0-0	----	19	1.6	2	9	11	0.9	5-0	1	3	1	2	54



# KOBE JOHNSON

FRESHMAN • FORWARD • 6-6 • 190 • MILWAUKEE • WISC. • NICOLET HS



## Career Highs

7, 3/11/22 vs. UCLA

## Rebounds

5, 2/26/22 at Oregon

## Assists

5, 1/24/22 vs. Arizona State

## Steals

5, 2/24/22 at Oregon State

## 3-Pointers

1, 4x, last 3/11/22 vs. UCLA

## Career Highs

## Points

7, 3/11/22 vs. UCLA

## Rebounds

5, 2/26/22 at Oregon

## Assists

5, 1/24/22 vs. Arizona State

## Steals

5, 2/24/22 at Oregon State

## 3-Pointers

1, 4x, last 3/11/22 vs. UCLA

**BREAKDOWN:** Freshman Kobe Johnson is a 6-6, 190-pound wing who can fill up a stat sheet and uses his length on the defensive end. He is a versatile player who will be able to contribute to the team in a variety of ways.

**2021-22:** Johnson played in 26 games and averaged 1.2 points and 1.1 rebounds. He played double figures in minutes in seven of the final 15 games. Went 3-for-3 from the free throw line in his collegiate debut vs. CSUN on Nov. 9. Scored three points, had three rebounds and a team-leading and season-best five assists vs. Arizona State on Jan. 24. Had five steals in 12 minutes of action at Oregon State on Feb. 24.

**HIGH SCHOOL:** Johnson graduated from Nicolet HS in Glendale, Wisc. In 2021. As a senior he averaged 26.7 points, 10.4 rebounds, 4.1 assists and 2.4 steals per game. He led Nicolet to a 14-10 record and was named to the Wisconsin Basketball Coaches Association (WCBA) Division II All-State team as a junior and senior. As a junior, he led his team to a 21-3 record, while averaging 19.5 points, 8.7 rebounds, 5.0 assists and 3.1 steals. He was also named to the WBCA Division II All-State team. As a sophomore, he was a starter on a Nicolet team that went 27-1 and won the Division II Wisconsin State Championship for the first time in school history. He left Nicolet with the single-season scoring record and second on the school's all-time scoring list.

**PERSONAL:** Kobe was born on January 15, 2003 in Milwaukee, Wisc...His parents are Stacy and Roderick Johnson Jr and he has three brothers, Rod and Jalen Johnson and Rodez Watson...Rod played basketball at Chattanooga and Western Illinois and Jalen was on the Nicolet High state title team in 2019 and went on to play at Duke during the 2020-21 season before declaring for the 2021 NBA Draft and being selected No. 20 overall by Atlanta...His father played basketball at Wisconsin-Milwaukee and Southeast Missouri State before playing professionally two seasons in Poland...His mother also played collegiately at Wisconsin-Milwaukee...Johnson lists Will Smith and Kevin Hart as his favorite actors and Bruno Mars and Chris Breezy as his favorite musical artists...Likes any Marvel movies...His sports hero is Floyd "Money" Mayweather...Is a Communication major at USC.



## KOBE JOHNSON • 2021-2022 GAME BY GAME

Opponent	Date	ga	min	Total		3-Pointers		Free throws		Rebounds		pts	a	tks	stl	blk	avg
				fg-fga	ptct	fg-fga	ptct	ft-fga	ptct	off	def						
CSUN	11/09/21	9	0-0	0-0	0-0	0-0	0-0	3-3	1.000	0	1	1	0	0	0	0	3.0
at Temple	11/13/21	1	0-0	0-0	0-0	0-0	0-0	0-0	0.000	0	0	0	0	0	0	0	1.0
at FGCU	11/16/21	2	0-0	0-0	0-0	0-0	0-0	1-2	.500	0	0	0	0	0	0	0	1.0
at UNIV. ST.	11/27/21	13	1-3	3-3	0.1	0-0	0-0	0-0	0.000	1	2	3	1	0	1	2	1.5
vs Saint Joseph's	11/25/21	9	1-1	1-0	1-1	0-0	0-0	0-0	0.000	1	0	1	0	1	1	0	3.0
UTAH	12/01/21	3	0-0	0-0	0-0	0-0	0-0	0-0	0.000	0	0	0	0	0	0	0	0.0
EASTERN KY.	12/07/21	7	0-1	0-0	0-0	0-0	0-0	0-0	0.000	0	0	0	0	0	0	0	0.0
LONG BEACH ST.	12/12/21	3	0-0	0-0	0-0	0-0	0-0	0-0	0.000	0	0	0	0	0	0	0	0.0
vs Georgia Tech	12/18/21	1	0-0	0-0	0-0	0-0	0-0	0-0	0.000	0	0	0	0	0	0	0	0.0
OREGON ST.	01/13/22	4	0-1	0-0	0-1	0-0	0-0	0-0	0.000	0	1	0	0	1	1	0	0.0
OREGON	01/19/22	9	0-2	0-0	0-0	0-0	0-0	0-0	0.000	1	0	0	0	0	0	0	0.0
at Colorado	01/20/22	7	0-0	0-0	0-0	0-0	0-0	0-0	0.000	0	0	0	0	0	0	0	0.0
at Utah	01/22/22	8	0-2	0-0	0-1	0-0	0-0	0-0	0.000	0	1	0	0	0	0	0	0.0
ARIZONA ST.	01/24/22	19	1-2	5-10	1-2	5-10	0-0	0-0	0.000	3	3	0	2	5	1	1	3.0
STANFORD	01/27/22	12	3-5	4-6	0-2	0-0	0-0	0-0	0.000	1	3	4	0	1	0	1	6.0
CALIFORNIA	01/28/22	6	0-0	0-0	0-0	0-0	0-0	0-0	0.000	0	0	0	0	0	0	0	0.0
at Arizona St.	02/03/22	11	0-1	0-0	0-1	0-0	0-0	0-0	0.000	0	1	0	0	0	0	0	0.0
at Arizona	02/05/22	2	0-1	0-0	0-0	0-0	0-0	0-0	0.000	0	0	0	0	0	0	0	0.0
PACIFIC	02/08/22	5	1-2	5-10	0-0	0-0	0-0	0-0	0.000	0	1	0	0	0	0	0	2.0
WASHINGTON	02/11/22	6	0-0	0-0	0-0	0-0	0-0	0-0	0.000	0	1	0	0	0	0	0	0.0
at Oregon St.	02/24/22	12	0-1	0-0	0-0	0-0	0-0	0-0	0.000	0	2	1	0	0	0	0	0.0
at Oregon	02/25/22	13	1-2	5-10	0-0	0-0	0-0	0-0	0.000	2	3	5	1	1	2	0	2.0
ARIZONA	03/01/22	13	0-3	0-0	0-2	0-0	0-0	0-0	0.000	0	2	1	2	0	0	0	0.0
at UCLA	03/05/22	4	1-2	5-10	1-2	5-10	0-0	0-0	0.000	0	0	1	0	0	0	0	3.0
vs Washington	03/10/22	1	0-1	0-0	0-0	0-0	0-0	0-0	0.000	0	0	0	1	2	0	0	0.0
vs UCLA	03/11/22	19	2-4	5-10	1-1	1-0	2-2	1-1	1.000	0	1	1	4	1	0	1	7.0
Totals		0	199	11-34	3-24	4-14	286	6-8	.750	6	22	28	11	19	21	12	19.9

## KOBE JOHNSON • CAREER STATISTICS

2021-22																						
3-PT										OFF		DEF		TOT								
YEAR	G-GS	FG-FGA	%	FG-FGA	%	FT-FTA	%	PTS	AVG.	REB	REB	REB	AVG.	PF-D	AST	TO	BLK	STL	MIN			
2021-22	26-0	11-34	.324	4-14	.286	6-8	.750	32	1.2	6	22	28	1.1	19.0	21	12	5	16	199			
TOTALS:	26-0	11-34	.324	4-14	.286	6-8	.750	32	1.2	6	22	28	1.1	19.0	21	12	5	16	199			



# ISAIAH MOBLEY

JUNIOR • FORWARD • 6-10 • 240 • MURRIETA • CALIF • RANCHO CHRISTIAN HS



## Career Highs

### Points

24, 1/29/22 vs. California

### Rebounds

13, 3x, last 12/7/21 vs. ECU

### Assists

9, 1/27/22 vs. Stanford

### Steals

2, 10x, last 2/20/22 vs. WSU

### Blocks

4, 2x, last 1/13/22 vs. Oregon St.

## 2021-22 Season Highs

### Points

24, 1/29/22 vs. California

### Rebounds

13, 2x, last 12/7/21 vs. ECU

### Assists

9, 1/27/22 vs. Stanford

### Steals

2, 6x, last 2/20/22 vs. WSU

### Blocks

4, 1/13/22 vs. Oregon St.

**BREAKDOWN:** Junior 6-10, 240-pound forward Isaiah Mobley can score both inside and outside and is a tough rebounder. He tested the NBA waters after last season, but decided to return to school. His brother Evan stayed in the draft and was selected No. 3 overall by Cleveland. Isaiah was a 2019 McDonald's All-American.

**2021-22:** Mobley started all 31 games he played and led the team with a 14.3 scoring average and an 8.5 rebounding average, while ranking second in assists. He scored under 8 points only once. Mobley was named first-team All-Pac-12. He was second among Pac-12 players in rebounding and seventh in scoring. He has six games with 20 or more points and 18 with 8 or more rebounds. He posted six double-doubles for the second consecutive season. Hsocrd 18 points and had 12 rebounds vs. SDSU on Nov. 26 to earn the Wooden Legacy Tournament MVP. He scored 23 points and matched a career best with 13 rebounds vs. ECU on Dec. 7...also made a career-high five three-pointers. Missed two home games (Pacific & UCLA) due to concussion-like symptoms after suffering a non-displaced nasal fracture at Arizona on Feb. 5. Returned to action on Feb. 17 vs. Washington and had 12 points and eight assists without a turnover.

**2020-21:** Mobley started all 32 games in which he played and was second on the team in rebounding average 7.3 and third in scoring at 9.9 points per game. He really stepped up during the NCAA Tournament Elite Eight run, averaging 16.0 points and 5.3 rebounds, while making 61.0 percent of his shots (25-for-41). He finished with a flurry from three-point range, making 10 of 15 shots (66.7 percent) from beyond the arc in the postseason. He had 21 games with at least 6 rebounds and his 10 games with double figures in rebounds ranked third in the Pac-12. Mobley ranked third in the Pac-12 in rebounding and tied for third with six double-doubles. Posted his first career double-double with 14 points and 10 rebounds in the 2021 opener vs. CBU on Nov. 25. He then scored 6 points and had a career-high 13 rebounds vs. Montana on Nov. 28...also had 2 blocks. He had his 2nd double-double with 11 points and 11 rebounds vs. BYU on Dec. 1 & 3rd with 13 points/10 rebounds at ASU on Jan. 9. Scored 16 points and added 12 rebounds vs. UC Riverside on Jan. 12 for his fourth double-double. He scored a then career-high 18 points and tied a career high with 4 assists vs. Washington on Jan. 14. He scored 7 points, had 4 rebounds & a career-best 4 blocks at Stanford on Feb. 2. Had 5th double-double with 12 points and 12 rebounds at Washington on Feb. 11. Scored a career-high 20 points and grabbed 12 rebounds for his 6th double-double on Feb. 17 vs. ASU. He missed the game vs. Oregon on Feb. 22 with a right calf strain. He scored 15 points on 6 of 7 shooting in the NCAA first-round game vs. Drake on March. He followed that up with 17 points vs. Kansas on March 22, making 4 of 5 shots from three-point range. In the Sweet 16 game vs. Oregon on March 28, he scored 13 points. He finished the season scoring a team-high 19 points in the Elite Eight loss to Gonzaga on March 30.

**2019-20:** Mobley played in all 31 games (8 starts) for the Trojans and averaged 6.2 points and 5.3 rebounds. He had 5 or more rebounds in 19 of his 31 games played and his 164 total rebounds rank 11th on USC's all-time freshman list. He scored in double figures six times and four times was within one rebound or one basket of a double-double. Mobley was third on the team with 20 blocks. Prior to the season, he had surgery to repair the fifth metatarsal in his left foot on June 13 performed by Dr. David Thordarson... he could not play on USC's foreign tour to Spain and France, was back to action at the beginning of Fall camp. He started and scored 17 points and grabbed 7 rebounds in the season opener vs. FAMU on Nov. 5. He scored 11 of his 14 points in the second half of the win vs. Pepperdine on Nov. 19. He scored 15 points and added 9 rebounds vs. Marquette on Nov. 29. He started on Dec. 1 vs. Harvard and scored 8 points and a career-best 11 rebounds. He also grabbed 11 rebounds and nine points vs. Washington State on Feb. 15. He started again on Dec. 29 vs. FGCU and had 8 points and 7 rebounds. He was 2-for-2 from three-point range for 6 points and added 7 rebounds in the win vs. California on Jan. 16. Also was 2-for-2 from beyond the arc and scored 8 points in the win vs. Arizona on Feb. 27.

**HIGH SCHOOL:** Mobley graduated in 2019 from Rancho Christian School in Temecula, Calif. He averaged 22 points, 13 rebounds, four assists and three blocks per game. He helped lead Rancho Christian to a 26-6 record and it was one of 14 teams to be selected into the CIF State Open Division Championships, where it fell in the first round to Westchester. Mobley was the only Californian to play in the 42nd annual McDonald's All-American Game on March 27 at State Farm Arena in Atlanta and he scored five points, had three rebounds and a team-leading four assists for the West squad. Mobley was ranked the No. 1 recruit in the state of California by 247Sports and the No. 4 power forward in the country. Mobley was also named the MVP of the Pangos All-American Game, the Jumpman Best of the West Game, the JB Showcase, the BattleZONE and the NBPA Top 100 Camp. USA Today named him to the All-California first team and to the national honorable mention team. In the 2019 national recruiting rankings, he was ranked No. 15 by ESPN.com and No. 17 by 247Sports and Rivals. During his junior season, Rancho Christian went 28-3 and finished in seventh-place in the CIF Southern Section Open Division playoffs and advanced to the Division I Regional semifinals in the state tournament. Mobley averaged 19.9 points, 11.4 rebounds and 2.4 blocks as a junior. He and fellow commit Onyeka Okongwu led the Compton Magic to the prestigious Adidas Gauntlet Championship before earning the "mythical national championship" later that summer in Las Vegas, Nev. He was named the MVP at both the NBA Top 100 Camp and the Pangos All-America Camp last summer.

**PERSONAL:** Isaiah was born on September 24, 1999



# **ISAIAH MOBLEY • 2019-2020 GAME BY GAME**

Opponent.....	3PT			TOTAL										MIN	PTS
	FG-A	FG-A	FT-A	OR-DR	REB	PF	AST	TO	BLK	STL					
Florida A&M.....	5-7	1-1	6-10	2-5	7	0	2	1	2	1	28	17			
Portland.....	2-3	0-0	1-1	1-6	7	1	1	2	0	1	22	5			
South Dakota St.....	2-5	0-2	0-1	2-4	6	3	0	1	0	0	19	4			
at Nevada.....	3-3	1-1	0-0	0-2	2	0	1	1	0	0	18	7			
Pepperdine.....	6-13	1-4	1-1	1-2	3	2	1	2	0	0	18	14			
Temple.....	3-4	0-1	0-0	1-5	6	0	3	4	1	1	21	6			
vs. Fairfield.....	3-6	0-2	0-2	1-8	9	1	0	4	0	0	25	6			
vs. Marquette.....	5-7	0-2	5-8	3-6	9	5	0	3	0	1	25	15			
vs. Harvard.....	3-7	0-0	2-4	4-7	11	2	1	2	2	1	24	8			
at TCU.....	3-7	0-1	3-4	1-3	4	2	2	0	0	0	18	9			
Long Beach St.....	4-7	0-2	3-4	2-7	9	2	2	2	2	0	21	11			
vs. LSU.....	1-4	0-2	0-1	1-4	5	4	1	1	1	1	12	2			
FGCU.....	2-4	0-0	4-9	4-3	7	2	0	3	1	1	28	8			
at Washington St.....	3-6	0-1	1-2	1-2	3	1	0	0	1	0	19	7			
at Washington.....	2-13	0-0	0-5	5-2	7	2	1	3	0	2	24	4			
at UCLA.....	1-3	0-0	0-0	0-2	2	3	0	1	1	1	13	2			
California.....	2-4	2-2	0-0	0-7	7	4	2	0	0	1	21	6			
Stanford.....	1-1	0-0	4-6	2-3	5	2	2	1	1	1	16	6			
at Oregon.....	2-5	0-0	1-1	3-2	5	2	2	0	1	1	17	5			
at Oregon State.....	2-2	0-0	0-0	0-5	5	3	3	2	0	1	24	4			
Utah.....	0-1	0-0	0-0	1-1	2	2	0	2	2	1	11	0			
Colorado.....	5-8	1-2	1-1	1-0	1	3	0	0	0	0	22	12			
at Arizona.....	1-4	0-0	0-0	0-1	1	4	0	0	0	0	15	2			
at Arizona State.....	0-2	0-0	0-0	0-3	3	2	1	1	0	0	19	0			
Washington.....	4-7	0-0	2-4	4-3	7	2	4	1	0	1	33	10			
Washington St.....	4-8	0-1	1-2	3-8	11	3	0	4	2	0	31	9			
at Colorado.....	0-2	0-0	0-0	0-5	5	3	1	2	1	1	18	0			
at Utah.....	0-2	0-1	1-2	0-3	3	1	0	0	1	0	10	1			
Arizona.....	3-5	2-2	0-0	1-2	3	3	0	3	0	2	27	8			
Arizona State.....	0-2	0-0	0-1	1-3	4	2	0	0	1	1	17	0			
UCLA.....	1-2	0-1	1-2	3-2	5	2	0	1	0	0	15	3			
TOTALS .....	73-154	8-28	37-71	48-116	164	68	30	47	20	20	631	191			

# **ISAIAH MOBLEY • 2021-2022 GAME BY GAME**

				Total		3-Pointers		Free throws		Rebounds											
Opponent	Date	gs	min	fg	fga	pt	ptg	ft	fta	off	def	tot	avg	pf	a	to	blk	stl	pts	avg	
CSUN	11/09/21	*	26	5-11	.455	2-5	.400	3-3	1.000	3	6	9	9.0	0	3	2	1	1	15	15.0	
at Temple	11/13/21	*	24	4-10	.400	1-4	.250	0-0	.000	2	6	8	8.5	2	0	5	0	1	9	12.0	
at FGCU	11/16/21	*	33	5-11	.455	3-4	.750	0-0	.000	2	7	9	8.7	0	6	0	0	0	13	12.3	
DIXIE ST.	11/22/21	*	25	6-13	.462	1-3	.333	1-3	.333	0	6	6	8.0	2	4	1	0	2	14	12.8	
vs Saint Joseph's	11/25/21	*	32	2-8	.250	0-1	.000	0-0	.000	3	8	11	8.6	0	3	2	1	1	4	11.0	
vs San Diego St.	11/26/21	*	37	7-19	.368	1-5	.200	3-8	.375	3	9	12	9.2	2	1	0	2	1	18	12.2	
UTAH	12/01/21	*	36	8-14	.571	0-2	.000	5-6	.833	4	9	13	9.7	1	3	0	2	1	21	13.4	
at Washington St.	12/04/21	*	36	3-11	.273	1-4	.250	2-4	.500	1	4	5	9.1	1	2	1	0	1	9	12.9	
EASTERN KY.	12/07/21	*	34	8-10	.800	5-6	.833	2-2	1.000	3	10	13	9.6	0	5	3	0	0	23	14.0	
LONG BEACH ST.	12/12/21	*	37	8-15	.533	2-5	.400	3-4	.750	5	7	12	9.8	2	2	1	2	1	21	14.7	
UC IRVINE	12/15/21	*	35	8-16	.563	2-5	.400	2-3	.667	5	7	12	10.0	2	2	0	0	2	22	15.4	
vs Georgia Tech	12/18/21	*	32	4-6	.667	2-3	.667	1-4	.250	2	3	5	9.6	3	3	3	1	0	11	15.0	
at California	01/06/22	*	34	6-12	.500	2-3	.667	5-7	.714	0	9	9	9.5	2	1	1	0	0	19	15.3	
at Stanford	01/11/22	*	38	3-5	.600	3-4	.750	7-9	.778	1	6	7	9.4	4	5	0	1	1	16	15.4	
OREGON ST.	01/13/22	*	33	3-10	.300	1-4	.250	4-6	.667	0	7	7	9.2	1	4	3	4	2	11	15.1	
OREGON	01/15/22	*	39	5-9	.556	2-5	.400	6-9	.667	3	6	9	9.2	3	4	1	1	0	18	15.3	
at Colorado	01/20/22	*	35	5-13	.385	1-4	.250	2-2	1.000	1	5	6	9.0	2	3	2	2	2	13	15.1	
at Utah	01/22/22	*	33	4-8	.500	0-3	.000	2-3	.667	0	6	6	8.8	0	5	2	1	0	10	14.8	
ARIZONA ST.	01/24/22	*	29	4-9	.444	2-4	.500	2-2	1.000	3	4	7	8.7	0	2	1	0	1	12	14.7	
STANFORD	01/27/22	*	35	3-8	.375	1-4	.250	2-3	.667	1	6	7	8.7	3	9	3	0	1	9	14.4	
CALIFORNIA	01/29/22	*	34	8-21	.429	1-5	.200	5-6	.833	2	4	6	8.5	2	2	0	2	0	24	14.9	
at Arizona	02/03/22	*	37	5-14	.357	2-4	.500	0-0	.000	4	5	9	8.5	1	0	5	1	2	12	14.7	
at Arizona	02/05/22	*	38	6-14	.429	2-7	.286	1-2	.500	3	4	7	8.5	4	4	1	1	0	15	14.7	
WASHINGTON	02/17/22	*	30	4-9	.444	0-1	.000	4-5	.800	1	3	4	8.3	3	8	0	0	0	12	14.6	
WASHINGTON ST.	02/20/22	*	35	2-6	.333	0-1	.000	4-6	.667	2	7	9	8.3	4	4	6	2	2	8	14.4	
at Oregon St.	02/24/22	*	42	7-17	.412	0-4	.000	5-5	1.000	3	7	10	8.4	4	3	2	1	0	19	14.5	
at Oregon	02/26/22	*	28	5-8	.625	2-3	.667	5-6	.833	2	7	9	8.4	2	0	2	1	0	17	14.6	
ARIZONA	03/01/22	*	34	3-12	.250	1-3	.333	2-2	1.000	3	8	11	8.5	4	1	1	1	1	9	14.4	
at UCLA	03/05/22	*	37	7-12	.583	1-3	.333	5-8	.625	1	7	8	8.5	3	2	2	0	0	20	14.6	
vs Washington	03/10/22	*	36	4-9	.444	0-3	.000	1-3	.333	5	4	9	8.5	3	6	5	2	0	9	14.4	
vs UCLA	03/11/22	*	38	4-11	.364	0-4	.000	1-2	.500	1	6	7	8.5	2	1	3	0	1	9	14.3	
Totals			31	1052	158-351	.450	41-116	.353	85-123	.691	69	193	262	8.5	62	98	58	29	24	442	14.3

# **ISAIAH MOBLEY • 2020-2021 GAME BY GAME**

Opponent.....	3PT			TOTAL										MIN	PTS
	FG-A	FG-A	FT-A	OR-DR	REB	PF	AST	TO	BLK	STL					
Cal Baptist.....	6-12	0-3	2-9	5-5	10	3	1	0	1	0	30	14			
Montana.....	1-7	0-1	4-8	7-6	13	3	3	3	2	0	24	6			
vs. BYU.....	5-8	0-1	1-2	2-9	11	3	1	3	0	1	25	11			
vs. UConn.....	2-6	0-0	3-4	2-4	6	4	0	0	1	0	26	7			
UC Irvine.....	4-11	1-3	0-2	2-4	6	1	4	1	0	1	26	9			
Santa Clara.....	6-9	1-1	0-1	3-4	7	1	0	1	2	0	25	13			
Colorado.....	4-7	1-1	0-0	1-4	5	4	1	4	1	0	26	9			
Utah.....	1-3	0-1	0-0	1-4	5	1	4	3	2	0	31	2			
at Arizona.....	3-5	1-1	0-0	0-3	3	5	3	1	1	0	14	7			
at Arizona St.....	5-11	0-1	3-4	5-5	10	3	1	0	1	1	33	13			
UC Riverside.....	6-15	0-3	4-7	4-8	12	2	0	1	1	1	42	16			
Washington.....	6-9	1-1	5-9	1-2	3	3	4	1	0	1	24	18			
Washington St.....	3-9	0-1	1-3	2-2	4	3	4	0	1	0	31	7			
at Oregon State.....	2-5	0-1	2-6	3-5	8	2	1	0	0	0	30	6			
at California.....	3-9	0-0	1-1	3-7	10	3	0	3	2	0	32	7			
Oregon State.....	4-8	0-0	1-2	3-2	5	2	2	1	1	0	15	9			
at Stanford.....	3-5	0-0	1-4	0-4	4	2	1	1	4	0	33	7			
UCLA.....	2-4	0-1	1-2	4-7	11	1	2	2	0	0	31	5			
at Washington.....	5-10	0-0	2-6	7-5	12	2	1	1	0	2	29	12			
at Washington St.....	1-4	0-0	5-8	0-6	6	3	1	1	0	0	25	7			
Arizona State.....	9-15	1-2	1-2	5-7	12	2	2	1	1	1	33	20			
Arizona.....	2-7	1-1	2-2	2-5	7	4	0	1	1	2	29	7			
Oregon.....	DNP														
at Colorado.....	1-4	0-1	0-0	3-2	5	3	0	3	1	0	19	2			
at Utah.....	2-8	0-0	2-5	5-5	10	1	0	1	0	1	24	6			
Stanford.....	1-3	0-0	5-6	2-6	8	2	2	1	1	0	21	7			
at UCLA.....	2-6	0-0	2-4	2-0	2	3	1	2	1	0	19	6			
vs. Utah.....	2-4	2-2	5-6	1-6	7	4	0	1	1	0	47	11			
vs. Colorado.....	3-7	2-2	0-0	3-2	5	0	2	0	1	1	30	8			
vs. Drake.....	6-7	1-2	2-2	0-5	5	3	2	0	1	0	23	15			
vs. Kansas.....	6-14	4-5	1-1	2-6	8	1	4	1	1	0	31	17			
vs. Oregon.....	6-9	0-1	1-1	3-3	6	3	2	1	1	1	35	13			
vs. Gonzaga.....	7-11	1-3	4-5	0-7	7	1	3	0	0	1	35	19			
TOTALS.....	119-252	17-39	61-112	83-150	233	78	52	39	30	14	898	316			



# JOSHUA MORGAN

JUNIOR • FORWARD • 6-11 • 220 • SACRAMENTO • CALIF • SHELDON HS/LBSU



## Career Highs

### Points

17, 2/15/20 vs. UC Riverside

### Rebounds

14, 1/16/20 vs. UC Davis

### Assists

4, 1/16/20 vs. UC Davis

### Steals

2, 3/5/20 vs. Cal Poly

### Blocks

8, 1/18/20 vs. CS Fullerton

## 2021-22 Season Highs

### Points

13, 11/25/21 vs. Saint Joseph's

### Rebounds

8, 2x, last 12/1/21 vs. Utah

### Assists

3, 1/22/22 at Utah

### Steals

1, 3x, last 2/20/22

### Blocks

4, 2x, last 1/11/22 at Stanford

**BREAKDOWN:** Junior 6-11, 220-pound forward Joshua Morgan transferred to USC from Long Beach State after the 2019-20 season. Morgan played his freshman season at Long Beach State, before transferring to USC. He is a tough rebounder and defender.

**2021-22:** Morgan appeared in 30 games off the bench for the Trojans averaging 3.2 points and 2.8 rebounds per game. He was second on the team in blocks with 28. Posted a season-best 13 points and added six rebounds in the Wooden Legacy win over Saint Joseph's on Nov. 25. He scored eight points and grabbed eight rebounds the next day in the championship win over San Diego State. Missed three USC home games from Jan. 24-29 with right knee tendinitis.

**2020-21:** Morgan was going to redshirt the 2020-21 season, but once the NCAA granted players another season and he was cleared, he was used sparingly. Morgan appeared in seven games and scored two points and grabbed four rebounds. Played in his first game as a Trojan vs. Santa Clara on Dec. 29. He had two points on a dunk and collected 2 rebounds vs. Stanford on March 3. Morgan played in USC's first two NCAA Tournament games, playing a minute and making a block vs. Drake on March 20 and playing three minutes and getting a rebound vs. Kansas on March 22.

**2019-20:** Morgan had a strong freshman season for Long Beach State being named the Big West Defensive Player of the Year and being named honorable mention All-Big West. He was the second Big West freshman to earn Defensive Player of the Year honors, joining Mamadou Ndiaye of UC Irvine in 2014. He played in all 32 games and made 29 starts while averaging 8.4 points, 6.1 rebounds and 2.5 blocks per game. Morgan had 80 blocks which set the school record and ranked 13th nationally, second among freshman. His 80 blocks ranked second all-time in a single season by a Big West player. He also set the LBSU single-game record with 8 blocks vs. CS Fullerton on Jan. 18. He scored in double figures 14 times with a season-best 17 points vs. UC Riverside on Feb. 15. He had 23 games of at least five rebounds with a career-best 14 boards vs. UC Davis on Jan. 16.

**HIGH SCHOOL:** Morgan graduated from Sheldon High in Sacramento in 2019. He averaged 9.3 points, and 7.3 rebounds with over four blocks per game. He began his high school career at Pleasant Grove High.

**PERSONAL:** Joshua was born on October 7, 2001.



# JOSHUA MORGAN • 2019-2020 GAME BY GAME

Opponent.....	3PT			TOTAL							MIN	PTS
	FG-A	FG-A	FT-A	OR-DR	REB	PF	AST	TO	BLK	STL		
at UCLA.....	5-6	0-0	0-0	1-6	7	3	1	0	3	0	30	10
San Diego.....	1-2	0-0	3-4	2-1	3	4	0	0	1	2	15	5
at Stanford.....	2-2	0-0	2-4	1-1	2	2	3	1	3	1	25	6
at Saint Mary's.....	1-1	0-0	2-2	1-4	5	2	1	2	2	0	27	4
Fresno Pacific.....	4-6	0-0	1-5	1-4	5	1	0	2	1	1	18	9
at Arizona.....	4-5	0-0	2-3	2-3	5	4	2	0	0	0	24	10
vs. Providence.....	5-8	0-0	2-2	4-5	9	3	1	1	3	0	26	12
vs. Wake Forest.....	5-9	0-0	0-0	1-6	7	2	1	2	4	0	31	10
vs. Penn.....	7-8	0-0	1-2	4-3	7	3	2	3	1	1	28	15
Pacific.....	4-4	0-0	1-3	3-3	6	1	0	2	1	0	29	9
at USC.....	4-8	0-0	3-4	2-4	6	2	0	1	4	0	29	11
Southern Utah.....	2-4	0-0	0-0	2-2	4	1	0	1	0	2	21	4
Utah Valley.....	3-6	0-0	0-0	2-6	8	1	0	0	4	0	26	6
at Seattle.....	3-7	0-1	5-6	0-4	4	0	3	4	3	1	25	11
at Florida.....	3-4	0-0	0-0	2-5	7	4	0	2	0	0	23	6
CS Los Angeles.....	3-9	0-0	0-0	4-5	9	3	3	0	2	1	26	6
at CSUN.....	3-4	0-0	1-3	1-3	4	4	0	3	1	0	20	7
at UCSB.....	5-7	0-0	0-0	4-3	7	2	0	2	2	0	33	10
UC Davis.....	4-6	0-0	2-4	4-10	14	3	4	2	3	1	33	10
CS Fullerton.....	1-4	0-0	3-4	3-4	7	2	0	3	8	1	30	5
UC Irvine.....	3-5	0-0	1-2	0-6	6	3	1	3	2	0	28	7
at UC Riverside.....	2-6	0-0	4-4	1-1	2	4	3	1	4	0	27	8
UCSB.....	1-3	0-0	0-0	0-1	1	4	0	0	2	1	22	2
at Cal Poly.....	4-8	0-0	1-3	2-2	4	3	0	2	3	0	21	9
at Hawaii.....	5-7	0-0	1-3	1-5	6	3	0	0	3	0	28	11
UC Riverside.....	8-10	0-0	1-2	2-6	8	2	0	1	4	1	33	17
at UC Irvine.....	1-3	0-0	0-0	1-1	2	0	0	1	0	0	24	2
Hawaii.....	5-6	0-0	0-1	1-5	6	4	0	2	2	1	20	10
CSUN.....	3-6	0-0	1-4	0-7	7	1	1	3	3	1	33	7
at UC Davis.....	7-10	0-0	0-0	1-7	8	2	0	4	3	0	32	14
Cal Poly.....	6-9	0-0	2-2	3-7	10	4	0	0	5	2	36	14
at CS Fullerton.....	1-2	0-0	1-1	2-7	9	4	2	3	2	0	22	3
<b>TOTALS .....</b>	<b>115-185</b>	<b>0-1</b>	<b>40-68</b>	<b>58-137</b>	<b>195</b>	<b>83</b>	<b>28</b>	<b>50</b>	<b>80</b>	<b>17</b>	<b>845</b>	<b>270</b>

# JOSHUA MORGAN • 2021-2022 GAME BY GAME

Opponent	Date	gs	min	Total		3-Pointers		Free throws		Rebounds			pts	a	blk	stl	pts	avg		
				fg-fga	pct	3fg-3a	pct	f-fa	pct	off	def	tot								
CSUN	11/09/21	14	2-3	.667	0-0	.000	0-0	.000	0	2	2	2.0	3	0	0	1	0	4.0		
at Temple	11/13/21	9	3-4	.750	0-0	.000	0-0	.000	0	0	0	1.0	3	0	0	0	0	5.0		
at FGCU	11/16/21	11	2-3	.667	0-0	.000	0-0	.000	0	0	0	0.7	0	0	1	0	0	4.7		
DIXIE ST.	11/22/21	16	0-2	.000	0-0	.000	1-2	.500	0	4	4	1.5	3	1	1	3	0	1.3		
vs Saint Joseph's	11/25/21	21	4-7	.571	0-0	.000	5-8	.633	2	4	6	2.4	3	0	0	2	1	5.6		
vs San Diego St.	11/26/21	21	1-3	.333	0-0	.000	0-0	.000	3	5	8	3.3	2	1	0	1	0	2.5		
UTAH	12/01/21	18	0-3	.000	0-0	.000	3-4	.750	3	5	8	4.0	1	0	1	4	0	3.7		
at Washington St.	12/04/21	18	4-5	.800	0-0	.000	0-1	.000	1	1	2	3.8	1	0	1	1	0	5.1		
EASTERN KY.	12/07/21	15	4-4	1.000	0-0	.000	0-0	.000	1	4	5	3.9	0	1	1	1	0	5.4		
LONG BEACH ST.	12/12/21	10	0-0	.000	0-0	.000	0-0	.000	1	0	1	3.6	2	1	1	1	0	4.9		
UC IRVINE	12/15/21	13	2-3	.667	0-0	.000	0-0	.000	1	1	2	3.5	2	1	0	0	0	4.8		
vs Georgia Tech	12/18/21	13	1-2	.500	0-0	.000	0-0	.000	1	1	2	3.3	0	0	0	0	0	4.6		
at California	01/06/22	15	1-2	.500	0-0	.000	0-0	.000	0	1	1	3.2	4	1	0	0	0	4.4		
at Stanford	01/11/22	19	3-5	.600	0-0	.000	1-2	.500	1	4	5	3.3	2	0	0	4	0	7.4		
OREGON ST.	01/13/22	7	1-2	.500	0-0	.000	0-1	.000	3	1	4	3.3	0	0	1	0	0	2.4		
OREGON	01/15/22	9	1-2	.500	0-0	.000	0-0	.000	1	0	1	3.2	1	0	0	0	0	2.3		
at Colorado	01/20/22	11	0-3	.000	0-0	.000	0-0	.000	1	0	1	3.1	2	0	1	1	0	4.0		
at Utah	01/22/22	13	1-3	.333	0-0	.000	0-0	.000	3	3	6	3.2	2	3	0	0	1	3.9		
at Arizona St.	02/03/22	18	0-1	.000	0-0	.000	1-3	.333	2	3	5	3.3	2	1	0	2	0	1.3		
at Arizona	02/05/22	9	1-2	.500	0-0	.000	2-3	.667	1	1	2	3.3	1	0	0	1	0	4.3		
PACIFIC	02/08/22	16	1-1	1.000	0-0	.000	0-0	.000	0	3	3	3.2	0	0	1	2	0	3.7		
UCLA	02/12/22	6	0-1	.000	0-0	.000	0-0	.000	0	0	0	3.1	3	2	1	0	0	3.5		
WASHINGTON	02/17/22	5	0-0	.000	0-0	.000	0-0	.000	0	1	1	3.0	0	0	1	0	0	3.3		
WASHINGTON ST.	02/20/22	7	0-1	.000	0-0	.000	0-0	.000	1	0	1	2.9	1	0	0	1	0	3.2		
at Oregon St.	02/24/22	11	2-2	1.000	0-0	.000	0-1	.000	1	2	3	2.9	2	1	2	1	0	4.3		
at Oregon	02/26/22	12	0-2	.000	0-0	.000	0-2	.000	2	2	4	3.0	1	0	1	0	0	3.1		
ARIZONA	03/01/22	11	4-6	.667	0-0	.000	0-0	.000	3	2	5	3.0	1	0	0	1	0	8.3		
at UCLA	03/05/22	6	2-2	1.000	0-0	.000	1-1	1.000	0	0	0	2.9	4	0	1	0	0	5.3		
vs Washington	03/10/22	10	1-2	.500	0-0	.000	0-0	.000	0	3	3	2.9	2	0	0	1	0	3.3		
vs UCLA	03/11/22	9	0-0	.000	0-0	.000	0-0	.000	0	0	0	2.8	0	0	0	0	0	3.2		
Totals		0	373	41-76	.539	0-0	.000	14-26	.538	32	53	85	2.8	48	13	15	28	3	96	3.2

# JOSHUA MORGAN • 2020-2021 GAME BY GAME

Opponent.....	3PT			TOTAL							MIN	PTS
	FG-A	FG-A	FT-A	OR-DR	REB	PF	AST	TO	BLK	STL		
Cal Baptist.....	DNP											
Montana.....	DNP											
vs. BYU.....	DNP											
vs. UConn.....	DNP											
UC Irvine.....	DNP											
Santa Clara.....	0-0	0-0	0-0	0-1	1	0	0	1	0	0	5	0
Colorado.....	DNP											
Utah.....	0-0	0-0	0-0	0-0	0	1	0	0	0	0	1	0
at Arizona.....	0-0	0-0	0-0	0-0	0	1	0	1	0	0	2	0
at Arizona St.....	DNP											
UC Riverside.....	DNP											
Washington.....	0-0	0-0	0-0	0-0	0	0	0	0	0	0	1	0
Washington St.....	DNP											
at Oregon State.....	DNP											
at California.....	DNP											
Oregon State.....	DNP											
at Stanford.....	DNP											
UCLA.....	DNP											
at Washington.....	DNP											
at Washington St.....	DNP											
Arizona State.....	DNP											
Arizona.....	DNP											
Oregon.....	DNP											
at Colorado.....	DNP											
at Utah.....	DNP											
Stanford.....	1-1	0-0	0-0	1-1	2	0	0	1	0	0	6	2
at UCLA.....	DNP3											
vs. Utah.....	DNP											
vs. Colorado.....	DNP											
vs. Drake.....	0-0	0-0	0-0	0-0	0	0	0	0	1	0	1	0
vs. Kansas.....	0-0	0-0	0-0	0-1	1	0	0	1	0	0	3	0
vs. Oregon.....	DNP											
vs. Gonzaga.....	DNP											
<b>TOTALS .....</b>	<b>1-3</b>	<b>0-0</b>	<b>0-0</b>	<b>1-3</b>	<b>4</b>	<b>2</b>	<b>0</b>	<b>4</b>	<b>1</b>	<b>0</b>	<b>19</b>	<b>2</b>



# JOSHUA MORGAN • CAREER STATISTICS

	3-PT								OFF	DEF	TOT								
YEAR	G-GS	FG-FGA	%	FG-FGA	%	FT-FTA	%	PTS	AVG.	REB	REB	REB	AVG.	PF-D	AST	TO	BLK	STL	MIN
2019-20	32-29	115-185	.622	0-1	.000	40-68	.588	270	8.4	58	137	195	6.1	83-0	28	50	80	17	845
2020-21	7-0	1-3	.333	0-0	---	0-0	---	2	0.3	1	3	4	0.6	2-0	0	4	1	0	19
2021-22	30-0	41-76	.539	0-0	---	14-26	.538	96	3.2	32	53	85	2.8	48-0	13	15	28	3	373
TOTALS:	69-29	157-264	.595	0-1	.000	54-94	.574	368	7.0	59	140	199	5.3	133-0	41	69	109	20	1237



# REGGIE PARRIS

SENIOR • GUARD • 6-4 • 190 • LAKEWOOD • COLO. • J.K. MULLEN HS/SAN DIEGO



## Career Highs

### Points

2, 12/29/19 vs. Whittier

### Rebounds

1, 12/29/20 vs. Santa Clara

### Assists

1, 3/3/21 vs. Stanford

### Steals

None

### 3-Pointers

None

## 2021-22 Season Highs

### Points

None

### Rebounds

None

### Assists

None

### Steals

None

### 3-Pointers

None

**BREAKDOWN:** Senior 6-4, 190-pound guard Reggie Parris is in his second season on the USC basketball team, after playing a season at San Diego.

**2021-22:** Parris played one minute in the game vs. Arizona State on Feb. 24 at the Galen Center.

**2020-21:** Parris played in five games for a total of four minutes and did not score. He made his Trojan debut with a scoreless minute vs. UCI on Dec. 8. He played a minute vs. Santa Clara and had one rebound. Registered his first career assist vs. Stanford on March 3. Parris played a scoreless minute vs. Kansas in the NCAA Tournament on March 22.

**2019-20:** Parris played in four games as a redshirt freshman at San Diego. He made his collegiate debut at No. 25 Colorado on Nov. 16. Scored his first career points vs. Whittier on Dec. 29, making the only shot he took all season. He played in one WCC game, Feb. 27 at No. 3 Gonzaga.

**2018-19:** Parris redshirted as a member of the San Diego baseball team. He made the Dean's List.

**HIGH SCHOOL:** He was a three-year basketball starter for J.K. Mullen High School in Denver, Co... Was a three-time Colorado State tournament qualifier (2016-2018) and ranked first in assist/turnover ratio (5.07) as a senior captain at the Colorado 5A level. He was also named to the First Team All-State All-Academic Team as a sophomore, junior and senior in both basketball and baseball.

**PERSONAL:** Reggie was born on September 16, 1999. His parents are Herb Parris and Kim Ruskins-Parris. His younger brother, Brady, is a basketball player at Oregon. His father played basketball at Denver. He has an interest in business and health care.



### REGGIE PARRIS • 2019-2020 GAME BY GAME

Opponent.....	3PT			TOTAL								MIN	PTS
	FG-A	FG-A	FT-A	OR-DR	REB	PF	AST	TO	BLK	STL			
at Colorado.....	0-0	0-0	0-0	0-0	0	0	0	0	0	0	0+	0	0
at Washington.....	0-0	0-0	0-0	0-0	0	0	0	0	0	0	0+	0	0
Whittier.....	1-1	0-0	0-0	0-0	0	0	0	1	0	0	2	2	2
at Gonzaga.....	0-0	0-0	0-0	0-0	0	0	0	0	0	0	1	0	0
<b>TOTALS .....</b>	<b>1-1</b>	<b>0-0</b>	<b>0-0</b>	<b>0-0</b>	<b>0</b>	<b>0</b>	<b>0</b>	<b>1</b>	<b>0</b>	<b>0</b>	<b>3</b>	<b>2</b>	

### REGGIE PARRIS • 2021-2022 GAME BY GAME

Opponent	Date	gs	min	Total		3-Pointers		Free throws		Rebounds			pf	a	to	blk	stl	pts	avg
				fg-fga	pct	3fg-3ga	pct	ft-fa	pct	off	def	tot							
ARIZONA ST.	01/24/22	1		0-0	.000	0-0	.000	0-0	.000	0	0	0	0,0	1	0	0	0	0	0,0
<b>Totals</b>		0	1	0-0	.000	0-0	.000	0-0	.000	0	0	0	0,0	1	0	0	0	0	0,0

Games played: 1  
Minutes/game: 1,0

### REGGIE PARRIS • 2020-2021 GAME BY GAME

Opponent.....	3PT			TOTAL								MIN	PTS
	FG-A	FG-A	FT-A	OR-DR	REB	PF	AST	TO	BLK	STL			
Cal Baptist.....	DNP												
Montana.....	DNP												
vs. BYU.....	DNP												
vs. UConn.....	DNP												
UC Irvine.....	0-0	0-0	0-0	0-0	0	0	0	0	0	0	1	0	
Santa Clara.....	0-0	0-0	0-0	0-1	1	0	0	0	0	0	1	0	
Colorado.....	DNP												
Utah.....	DNP												
at Arizona.....	DNP												
at Arizona St. ....	DNP												
UC Riverside .....	DNP												
Washington.....	DNP												
Washington St. ...	DNP												
at Oregon State .....	DNP												
at California .....	DNP												
Oregon State .....	DNP												
at Stanford.....	DNP												
UCLA.....	DNP												
at Washington.....	DNP												
at Washington St. ....	DNP												
Arizona State.....	0-0	0-0	0-0	0-0	0	0	0	0	0	0	0	0	
Arizona.....	DNP												
Oregon.....	DNP												
at Colorado.....	DNP												
at Utah.....	DNP												
Stanford.....	0-0	0-0	0-0	0-0	0	0	1	0	0	0	1	0	
at UCLA.....	DNP												
vs. Utah.....	DNP												
vs. Colorado.....	DNP												
vs. Drake.....	DNP												
vs. Kansas.....	0-0	0-0	0-0	0-0	0	0	0	0	0	0	1	0	
vs. Oregon.....	DNP												
vs. Gonzaga .....	DNP												
<b>TOTALS .....</b>	<b>0-0</b>	<b>0-0</b>	<b>0-0</b>	<b>0-1</b>	<b>1</b>	<b>0</b>	<b>1</b>	<b>0</b>	<b>0</b>	<b>0</b>	<b>4</b>	<b>0</b>	



### REGGIE PARRIS • CAREER STATISTICS

YEAR	G-GS	FG-FGA	%	3-PT		FT-FTA	%	PTS	AVG	OFF REB	DEF REB	TOT REB	AVG.	PF-D	AST	TO	BLK	STL	MIN
				FG-FGA	%														
2019-20	4-0	1-1	1.000	0-0	---	0-0	---	2	0.5	0	0	0	0.0	0-0	0	1	0	0	3
2020-21	5-0	0-0	---	0-0	---	0-0	---	0	0.0	0	1	1	0.2	0-0	1	0	0	0	4
2021-22	1-0	0-0	---	0-0	---	0-0	---	0	0.0	0	0	0	0.0	1-0	0	0	0	0	1
<b>TOTALS:</b>	<b>10-0</b>	<b>1-1</b>	<b>1.000</b>	<b>0-0</b>	<b>---</b>	<b>0-0</b>	<b>---</b>	<b>2</b>	<b>0.2</b>	<b>0</b>	<b>1</b>	<b>1</b>	<b>0.1</b>	<b>1-0</b>	<b>1</b>	<b>1</b>	<b>0</b>	<b>0</b>	<b>8</b>



# DREW PETERSON

SENIOR • GUARD • 6-9 • 195 • LIBERTYVILLE • ILL. • LIBERTYVILLE HS/RICE



## Career Highs

### Points

27, 2/12/22 vs. UCLA

### Rebounds

13, 2/3/22 at Arizona State

### 3-Pointers

6, 11/17/18 vs. Northwestern St.

### Assists

10, 2x, last 1/7/21 at Arizona

### Steals

3, 4x, last 2/6/21 vs. UCLA

## 2021-22 Season Highs

### Points

27, 2/12/22 vs. UCLA

### Rebounds

13, 2/3/22 at Arizona State

### 3-Pointers

5, 1/22/22 at Utah

### Assists

8, 2x, last 2/8/22 vs. Pacific

### Steals

2, 3x, last 2/27/22 vs. Stanford

**BREAKDOWN:** Senior 6-9, 195-pound guard Drew Peterson transferred to USC from Rice in the summer of 2020 and was granted an NCAA relief waiver on Nov. 20 to be eligible to play immediately. He is a versatile scoring guard who is also a strong rebounder and good distributor of the ball. He started 55 of 64 games in his two seasons at Rice.

**2021-22:** Peterson is one of two Trojans to start every game and he is third on the team in scoring (12.3 ppg) and third in rebounding (6.2 rpg). Peterson lead USC in assists (110) and minutes played (1088). He made 41.1 percent of his three-point shots (46-for-112). Peterson was named first-team Pac-12 All-Conference. He averaged 16.0 points per game in USC's final nine contests. He scored 17 points vs. Oregon State on Jan. 17 to surpass the 1,000 career points plateau (1,007 at that time). Made nine of 10 shots, including 5-for-5 from three-point range at Utah on Feb. 22...he tied for third on USC's all-time list for makes with out a miss by a Trojan in a single game. He set a career best with 13 rebounds at Arizona State on Feb. 3. He scored a career-high 27 points, had 12 blocks and a career-best five blocks vs. UCLA on Feb. 12. His second double-double of the season and ninth of his career came at Oregon State on Feb. 24 when he registered 23 points and 10 rebounds. He hit the game-winning three-pointer in USC's 70-69 win at Oregon...finished with 20 points and six rebounds.

**2020-21:** Peterson played in all 33 games (30 starts) and averaged 9.8 points and 5.0 rebounds. He was second on the team with 88 assists, third in steals with 21 and scored in double figures 18 times. He scored 12 points, had 9 rebounds and 3 assists in his Trojan debut vs. CBU on Nov. 25. Led USC in scoring with 19 points and made a season-best 3 three-pointers in the win vs. BYU on Dec. 1. Registered his fifth career double-double and first with USC with 13 points and 11 rebounds vs. Utah on Jan. 2. Matched a career high with 10 assists and added 8 rebounds and 7 points at Arizona on Jan. 7. He scored 11 points, had 4 rebounds, 4 assists and hit a key 3-pointer with 1:52 remaining in win at ASU on Jan. 9. Took over in overtime scoring 8 of his 12 points in OT in USC's 67-62 win vs. UC Riverside on Jan. 12. He scored 15 points and had 11 rebounds vs. WSU on Jan. 16 for 2nd double-double of the season, 6th of career. Scored 11 of his 15 points in the 2nd half of USC's comeback win at Stanford on Feb. 2. Did not start for the first time this season on Feb. 22 vs. Oregon and came off the bench to score 15 points and grab 11 rebounds for his 3rd double-double. He led the Trojans at Utah on Feb. 27 with 19 points; Had 15 points, 9 rebounds & 6 assists vs. Stanford on March 3. Scored 10 points on 4 of 8 shooting in win at UCLA on March 6. He scored in double figures in two of USC's four NCAA Tournament games, scoring 14 vs. Drake on March 20 and 13 vs. Gonzaga on March 30.

**2019-20:** Peterson averaged 11.1 points, 6.5 rebounds and 3.5 assists per game for Rice as a sophomore. He made 31 starts and played in all 32 games for the Owls, leading the team in rebounds (209), assists (112) and steals (33). He was also third on the team in scoring and led the team in double-doubles (4). Peterson made 82.4 percent of his free throw attempts (75 of 91). He scored in double figures 16 times with a career-best 24 points vs. FIU on March 11 in the first round of the Conference USA Tournament. He was seventh in Conference USA in assists and assist to turnover ratio (1.3), eighth in defensive rebounds per game (4.9), 10th in rebounds and 12th in free throw percentage. He registered a career-high three blocks at Penn on Nov. 9. He scored 16 points and made a season-high four three-pointers (4 of 5) vs. Houston on Nov. 19. He also made four three-pointers and scored 16 points at Southern Miss on March 4. He recorded four double-digit rebound games, with a career-best 12 rebounds vs. Houston Baptist on Dec. 14 and at UTEP on Feb. 22. The game vs. Houston Baptist on Dec. 14 was his first career double-double (17 points/12 rebounds), and he also had double-doubles on Jan. 11 vs. FIU (13 points/11 rebounds), at UTEP on Feb. 22 (18 points/12 rebounds) and March 1 vs. Middle Tennessee (16 points/10 assists). With eight rebounds at Southern Miss on March 4, he became the first player in school history with 300 points, 200 rebounds and 100 assists in a season.

**2018-19:** He played in all 32 games and made 24 starts as a freshman. He averaged 5.0 points and 3.4 rebounds per game and scored in double figures six times. His collegiate debut was vs. Saint Leo on Nov. 6, scoring seven points and grabbing five rebounds.. He scored 10 points and had five rebounds at Houston on Nov. 14. He scored a season-best 18 points and made a career-high six three-pointers vs. Northwestern State on Nov. 17. He scored 12 points and had a season-best eight rebounds at UTRGV on Dec. 18. Posted a team-high 15 points on 6-for-6 shooting at Charlotte on March 6.

**HIGH SCHOOL:** Peterson graduated in 2018 from Libertyville High where he averaged 26.1 points, 8.5 rebounds and 4.4 assists while shooting 49.5 percent from the field, 39.1 percent from three-point range and 81.8 percent from the free throw line. He helped lead Libertyville High to a 19-10 record and its first Class 4-A regional title since 2004 and its first conference title since 1998. He posted six 30-point games and recorded 10 double-doubles. He was named the Lake Country Player of the Year and the Pioneer Press Player of the Year. He was named First Team All-State by the Illinois Basketball Coaches Association (IBCA) and the City/Suburban Hoops Report and Second Team All-State by the Chicago Tribune.

**PERSONAL:** Drew was born on November 9, 1999.



# DREW PETERSON • 2018-2019 GAME BY GAME

Opponent.....	3PT			TOTAL								MIN	PTS
	FG-A	FG-A	FT-A	OR-DR	REB	PF	AST	TO	BLK	STL			
Saint Leo.....	2-8	2-7	1-2	1-4	5	1	2	2	0	0	27	7	
at Penn.....	1-4	0-1	4-4	0-3	3	2	1	4	0	0	24	6	
Alabama A&M.....	1-4	0-2	0-0	0-7	7	2	1	1	0	0	24	2	
at Houston.....	3-6	2-4	2-2	1-4	5	1	0	4	0	0	21	10	
Northwestern St.....	6-11	6-8	0-0	0-5	5	1	2	0	0	3	26	18	
at BYU.....	4-6	1-2	2-2	0-4	4	2	1	1	0	0	21	11	
at Wichita St.....	0-7	0-7	3-4	3-2	5	2	1	0	0	0	20	3	
at Texas St.....	0-7	0-4	0-0	0-4	4	0	4	0	0	1	26	0	
Lamar.....	3-7	0-3	0-0	3-4	7	4	2	1	0	0	27	6	
St. Edward's.....	2-4	1-2	1-2	0-4	4	2	2	0	1	1	27	6	
UC Santa Barbara.....	1-5	0-4	0-0	1-2	3	0	4	2	1	0	20	2	
at UTRGV.....	4-9	1-3	3-4	1-7	8	0	3	2	0	1	31	12	
Omaha.....	1-6	1-6	0-0	1-3	4	2	2	2	0	0	21	3	
North Texas.....	0-2	0-0	2-3	1-1	2	1	1	0	0	0	19	2	
Southern Miss.....	2-7	1-4	3-4	0-4	4	0	1	1	0	1	26	8	
Louisiana Tech.....	1-3	0-2	0-0	0-1	1	2	1	1	0	1	17	2	
at UTSA.....	1-5	0-2	2-4	1-0	1	0	1	0	0	0	19	4	
at UTEP.....	2-5	2-3	0-0	1-2	3	1	0	1	0	0	19	6	
at North Texas.....	0-1	0-1	1-2	1-5	6	2	1	1	1	0	13	1	
Middle Tennessee.....	1-5	0-2	0-0	1-3	4	2	3	0	0	0	17	2	
UAB.....	1-2	1-2	0-0	0-2	2	0	3	1	0	0	17	3	
at Charlotte.....	0-1	0-0	0-0	0-1	1	1	1	1	0	1	10	0	
at ODU.....	0-1	0-0	0-0	0-0	0	1	0	1	0	1	14	0	
WKU.....	0-5	0-1	2-2	1-0	1	1	1	1	0	0	11	2	
Marshall.....	0-0	0-0	0-0	0-2	2	0	0	1	0	0	3	0	
at FIU.....	1-3	0-1	0-0	0-1	1	1	0	2	0	0	8	2	
at Florida Atlantic.....	1-4	1-2	1-2	0-1	1	2	2	0	0	0	14	4	
at UTEP.....	2-4	1-3	0-0	0-3	3	3	1	0	0	1	20	5	
Middle Tennessee.....	4-5	1-1	7-8	1-3	4	2	4	1	0	1	26	16	
at Charlotte.....	6-6	3-3	0-0	1-5	6	0	2	0	0	0	29	15	
Charlotte.....	0-2	0-2	0-0	0-1	1	4	1	2	0	1	21	0	
vs. Marshall.....	1-5	1-2	0-0	1-0	1	1	1	2	0	0	15	3	
<b>TOTALS .....</b>	<b>51-150</b>	<b>25-84</b>	<b>34-45</b>	<b>20-88</b>	<b>108</b>	<b>43</b>	<b>49</b>	<b>35</b>	<b>3</b>	<b>13</b>	<b>633</b>	<b>161</b>	

# DREW PETERSON • 2020-2021 GAME BY GAME

Opponent.....	3PT			TOTAL								MIN	PTS
	FG-A	FG-A	FT-A	OR-DR	REB	PF	AST	TO	BLK	STL			
Cal Baptist.....	4-8	0-1	4-7	1-8	9	1	3	1	0	0	30	12	
Montana.....	3-4	2-3	5-6	0-0	0	2	2	3	0	0	23	13	
vs. BYU.....	7-10	3-4	2-4	0-5	5	1	2	3	0	1	30	19	
vs. UConn.....	3-6	0-1	3-4	0-5	5	2	0	0	0	0	29	9	
UC Irvine.....	3-5	0-0	1-2	1-2	3	1	3	3	0	1	25	7	
Santa Clara.....	2-11	1-1	2-2	1-2	3	2	9	0	0	1	20	7	
Colorado.....	2-7	0-2	0-0	0-3	3	2	4	2	0	1	25	4	
Utah.....	5-7	2-3	1-2	3-8	11	1	2	3	2	1	34	13	
at Arizona.....	3-6	1-1	0-0	0-8	8	3	10	1	0	0	32	7	
at Arizona St.....	4-10	2-5	1-2	0-4	4	4	4	1	3	0	32	11	
UC Riverside.....	4-9	0-3	4-4	0-8	8	1	3	1	1	0	40	12	
Washington.....	4-8	2-5	4-4	1-6	7	1	2	3	0	0	24	14	
Washington St.....	6-15	1-3	2-4	3-8	11	2	3	1	0	2	35	15	
at Oregon State.....	3-9	2-5	2-2	1-0	1	3	2	5	1	0	28	10	
at California.....	1-8	0-3	1-2	1-2	3	3	2	0	0	0	24	3	
Oregon State.....	1-7	1-5	0-0	1-4	5	3	3	3	0	0	23	3	
at Stanford.....	4-8	2-3	5-6	0-1	1	3	3	0	0	0	30	15	
UCLA.....	1-4	0-2	0-0	0-2	2	1	2	2	0	3	21	2	
at Washington.....	2-6	0-2	2-2	0-3	3	1	0	2	0	0	26	6	
at Washington St.....	1-5	0-2	0-0	1-5	6	1	3	5	0	1	23	2	
Arizona State.....	4-8	1-2	2-4	1-2	3	1	1	1	0	1	24	11	
Arizona.....	2-8	1-2	2-1	2-1	3	2	1	1	0	0	20	6	
Oregon.....	6-12	2-4	1-2	2-9	11	2	4	3	0	2	36	15	
at Colorado.....	1-7	0-1	2-2	1-4	5	0	2	0	1	0	23	4	
at Utah.....	8-15	1-4	2-3	2-2	4	1	2	1	0	0	33	19	
Stanford.....	6-10	2-4	1-2	1-8	9	0	6	1	1	2	27	15	
at UCLA.....	4-8	2-4	0-0	0-3	3	3	0	1	1	0	28	10	
vs. Utah.....	3-7	1-2	6-8	1-5	6	3	3	1	0	0	43	13	
vs. Colorado.....	4-10	1-5	0-2	0-4	4	0	0	0	0	1	35	9	
vs. Drake.....	5-10	1-1	3-5	1-1	2	1	2	0	0	0	28	14	
vs. Kansas.....	1-4	1-2	2-2	0-8	8	3	3	2	0	1	33	5	
vs. Oregon.....	2-4	2-2	0-0	1-2	3	3	2	4	0	1	26	6	
vs. Gonzaga.....	5-13	1-4	2-2	2-4	6	2	0	1	0	2	34	13	
<b>TOTALS .....</b>	<b>114-269</b>	<b>35-91</b>	<b>61-87</b>	<b>28-137</b>	<b>165</b>	<b>59</b>	<b>88</b>	<b>55</b>	<b>10</b>	<b>21</b>	<b>944</b>	<b>324</b>	

# DREW PETERSON • 2019-2020 GAME BY GAME

Opponent.....	3PT			TOTAL								MIN	PTS
	FG-A	FG-A	FT-A	OR-DR	REB	PF	AST	TO	BLK	STL			
at Arkansas.....	0-5	0-3	0-0	0-8	8	0	2	4	0	0	23	0	
Penn.....	4-7	2-3	3-4	2-6	8	0	2	2	3	0	33	13	
Wayland Baptist.....	2-6	1-4	0-0	3-2	5	0	4	2	0	1	28	5	
at Northwestern St.....	6-9	1-2	2-3	4-4	8	3	3	0	1	1	31	15	
at UCSB.....	2-7	2-3	2-2	2-3	5	3	6	2	0	1	34	8	
Houston.....	4-10	4-5	4-4	1-4	5	4	3	1	0	2	36	16	
vs. Milwaukee.....	1-9	0-7	0-0	2-8	10	1	2	0	0	0	33	2	
vs. Liberty.....	3-6	1-3	1-1	1-4	5	1	0	2	0	1	31	8	
vs. East Carolina.....	6-10	1-3	3-3	3-4	7	3	3	3	0	0	37	16	
at Lamar.....	7-12	3-4	2-2	2-4	6	2	4	6	0	1	36	19	
Houston Baptist.....	5-13	3-7	4-5	4-8	12	1	8	4	1	2	37	17	
St. Thomas.....	2-5	0-1	0-1	1-6	7	0	6	2	2	0	24	4	
Sam Houston St.....	2-8	1-5	2-4	4-1	5	1	2	2	0	0	22	7	
at Marshall.....	5-7	2-3	6-7	0-2	2	1	1	0	0	3	33	18	
at WKU.....	3-8	1-4	2-3	2-5	7	4	1	2	0	0	34	9	
Florida Atlantic.....	5-14	1-7	4-4	1-5	6	3	5	6	0	3	39	15	
FIU.....	5-11	1-4	2-2	1-10	11	4	5	1	0	2	30	13	
at Louisiana Tech.....	0-5	0-3	0-0	1-12	3	2	2	3	1	0	28	0	
at Southern Miss.....	2-9	1-5	0-1	1-7	8	5	2	4	1	0	28	5	
at North Texas.....	3-9	2-3	1-2	2-2	4	3	2	1	1	0	29	9	
UTEP.....	2-7	1-4	0-1	2-6	8	3	2	2	0	1	35	5	
UTSA.....	3-9	1-4	2-2	1-2	3	1	0	3	1	2	29	9	
North Texas.....	5-7	3-5	0-0	1-2	3	3	7	3	0	2	29	13	
at UAB.....	6-10	0-4	5-6	0-5	5	2	6	1	0	1	39	17	
at Middle Tenn.....	1-9	0-4	6-6	0-8	8	2	7	2	0	2	38	8	
Old Dominion.....	2-6	0-3	1-1	2-7	9	3	0	4	0	1	25	5	
Charlotte.....	6-9	2-4	2-2	2-5	7	3	6	8	0	1	34	16	
at UTEP.....	6-15	2-7	4-6	3-9	12	2	1	1	0	1	36	18	
Middle Tenn.....	6-9	0-1	4-4	1-4	5	3	10	7	0	2	38	16	
at Southern Miss.....	5-14	4-9	2-2	1-7	8	1	4	0	0	1	38	16	
UTEP.....	2-8	1-3	4-4	2-1	3	2	2	1	0	1	28	9	
vs. FIU.....	7-14	3-7	7-9	1-5	6	3	4	6	1	1	36	24	
<b>TOTALS .....</b>	<b>118-287</b>	<b>44-134</b>	<b>75-91</b>	<b>53-156</b>	<b>209</b>	<b>69</b>	<b>112</b>	<b>85</b>	<b>12</b>	<b>33</b>	<b>1031</b>	<b>355</b>	

# DREW PETERSON • 2021-2022 GAME BY GAME

Opponent	Date	gs	min	Total		3-Pointers		Free throws		Rebounds		pf	a	to	blk	stl	pts	avg		
				fg	fga	3pt	3ptg	ft	fta	off	def									
CSUN	11/09/21	*	23	7-10	.700	0-2	.000	0-1	.000	2	2	4	4.0	1	2	2	0	14	14.0	
at Temple	11/13/21	*	30	2-5	.400	0-0	.000	6-10	.600	2	3	5	4.5	3	8	2	0	10	12.0	
at FGCU	11/18/21	*	31	2-5	.400	0-1	.000	0-0	.000	1	6	7	5.3	2	5	0	1	4	9.3	
DIXIE ST.	11/22/21	*	24	2-5	.400	0-2	.000	2-3	.667	0	3	3	4.8	1	3	1	2	6	8.5	
vs Saint Joseph's	11/25/21	*	29	2-9	.222	0-2	.000	1-3	.500	0	5	5	4.8	0	4	2	2	1	5	7.8
vs San Diego St.	11/28/21	*	36	6-10	.600	1-2	.500	3-3	1.000	1	5	6	5.0	3	3	3	1	2	16	9.2
UTAH	12/01/21	*	28	4-7	.571	0-1	.000	3-4	.750	1	7	8	5.4	1	4	1	1	10	11.4	
at Washington St.	12/04/21	*	32	5-7	.714	0-0	.000	3-6	.500	2	4	6	5.5	3	2	3	1	1	13	9.9
EASTERN KY.	12/07/21	*	31	6-11	.545	2-5	.400	1-1	1.000	1	5	6	5.8	0	2	2	1	0	15	10.4
LONG BEACH ST.	12/12/21	*	34	8-8	.750	3-3	1.000	0-0	.000	0	3	3	5.3	1	2	3	1	0	15	10.9
UC IRVINE	12/15/21	*	37	1-10	.100	0-3	.000	2-4	.500	1	6	7	5.5	1	5	3	1	0	4	10.3
vs Georgia Tech	12/18/21	*	36	5-12	.417	4-9	.444	0-0	.000	1	7	8	5.7	2	4	4	1	0	14	10.6
at California	10/06/22	*	37	8-14	.571	1-2	.500	0-0	.000	3	6	9	5.9	1	1	2	0	1	17	11.1
at Stanford	01/11/22	*	33	1-3	.333	1-3	.333	3-6	.500	0	3	3	5.7	2	1	3	1	0	6	10.7
OREGON ST.	01/13/22	*	36	5-12	.417	3-6	.500	4-4	1.000	1	6	7	5.8	0	4	1	0	0	17	11.1
OREGON	01/15/22	*	29	3-6	.500	2-3	.667	2-2	1.000	1	5	6	5.8	4	1	2	0	1	10	11.1
at Colorado	01/20/22	*	27	1-7	.143	0-2	.000	0-0	.000	0	4	4	5.7	3	2	1	0	2	2	10.5
at Utah	01/22/22	*	36	9-10	.900	5-5	1.000	0-2	.000	2	5	7	5.8	0	2	3	1	1	23	11.2
ARIZONA ST.	01/24/22	*	27	6-8	.750	2-3	.667	2-4	.500	1	7	8	5.9	1	2	3	0	1	16	11.5
STANFORD	01/27/22	*	36	4-11	.364	3-3	1.000	3-3	1.000	3	4	7	6.0	0	4	2	1	2	14	11.6
CALIFORNIA	01/29/22	*	24	1-4	.250	0-2	.000	5-6	.833	0	3	3	5.8	0	3	1	1	1	7	11.4
at Arizona St.	02/03/22	*	34	1-6	.167	0-3	.000	4-7	.571	2	11	13	6.1	2	2	4	0	1	6	11.1
at Arizona	02/05/22	*	34	1-13	.077	0-6	.000	3-4	.750	3	5	8	6.2	3	4	3	0	0	5	10.9
PACIFIC	02/08/22	*	34	5-8	.625	0-1	.000	2-2	1.000	1	2	3	6.1	0	8	4	4	1	12	10.9
UCLA	02/12/22	*	38	9-13	.692	4-5	.800	5-6	.833	1	11	12	6.3	4	4	2	5	1	27	11.6
WASHINGTON	02/17/22	*	34	6-11	.545	2-5	.400	0-1	.000	0	6	6	6.3	1	7	2	0	1	14	11.7
WASHINGTON ST.	02/22/22	*	37	6-14	.429	5-5	.800	2-2	1.000	0	3	3	6.2	1	2	3	0	1	17	11.9
at Oregon St.	02/24/22	*	44	8-10	.800	4-5	.800	6-6	1.000	3	7	10	6.5	3	3	0	0	0	12	12.3
at Oregon	02/28/22	*	37	9-17	.529	2-4	.500	1-1	.000	3	5	8	6.3	2	2	2	0	0	20	12.5
ARIZONA	03/01/22	*	32	2-11	.182	0-6	.000	6-8	.750	2	3	5	6.4	1	4	1	1	1	10	12.4
at UCLA	03/05/22	*	36	4-9	.444	3-6	.500	2-2	1.000	0	9	9	6.4	3	6	3	0	0	13	12.5
vs Washington	03/10/22	*	35	3-7	.429	1-4	.250	2-2	1.000	0	6	6	6.4	2	3	4	1	0	9	12.3
vs UCLA	03/11/22	*	37	4-6	.667	1-2	.500	2-2	1.000	0	1	1	6.2	1	2	0	0	0	11	12.3
Totals			33	1088	142-304	867	45-117	411	76-105	717	38	188	206	62	511	108	82	23	405	12.3



# AMAR ROSS

SENIOR • GUARD • 5-8 • 150 • LONG BEACH • CALIF. • FREMONT HS/BETHESDA



## Career Highs

### Points

28, 12/28/19 at Chapman

### Rebounds

5, 2/20/20 at New Hope Christian

### Assists

6, 12/31/19 at Redlands

### Steals

4, 12/20/19 vs. Northwestern (Ia.)

### 3-Pointers

7, 12/31/19 at Redlands

## 2021-22 Season Highs

### Points

3, 1/24/22 vs. Arizona State

### Rebounds

2, 1/24/22 vs. Arizona State

### Assists

None

### Steals

None

### 3-Pointers

1, 1/24/22 vs. Arizona State

**BREAKDOWN:** Senior 5-8, 150-pound guard Amar Ross is in his second season on the USC basketball team, after playing a season at Bethesda University of California, located in Anaheim.

**2021-22:** Ross appeared only in one game, but again made the most of the opportunity. He came off the bench for a minute vs. Arizona State on Jan. 24 and made a three-pointer and grabbed two rebounds.

**2020-21:** Ross appeared in five games and scored 8 points in a total of 4 minutes of action. He made his Trojan debut on Dec. 8 vs. UC Irvine when he played a scoreless minute. He made his only shot, a three-pointer, vs. Santa Clara on Dec. 29 for his first points as a Trojan. He made one of two three-point attempts vs. Stanford on March 3. He was 2-for-2 from the free throw line and had a steal vs. Kansas in the second round of the NCAA Tournament on March 22.

**2019-20:** Ross played in 16 games for the Bethesda University of California Flames who are a member of the National Christian College Athletic Association (NCCAA). He averaged 17.3 points and 2.2 assists while playing 18 minutes per game. He made 44.6 percent of his field goal attempts (91-for-204) and 39.3 percent of his three-point attempts (46-for-117). He scored 20 or more points five times with a career-best 28 points at Chapman on Dec. 28. He had seven games with at least four three-pointers made, with a career-best 7 (7-for-14) at Redlands on Dec. 31, 2019 at Redlands.

**HIGH SCHOOL:** Prepped at Fremont High School, appearing in 30 games as a senior on varsity, scoring a total of 235 points and 75 field goals. He averaged 7.8 points, 3.6 assists and 1.4 steals.

**PERSONAL:** Amar was born on November 12, 2000.



### AMAR ROSS • 2019-2020 GAME BY GAME

Opponent.....	3PT			TOTAL										MIN	PTS
	FG-A	FT-A	OR-DR	REB	PF	AST	TO	BLK	STL						
at Pomona-Pitzer.....	2-11	0-7	4-6	1-0	1	1	2	3	0	0	18	8			
at CS Los Angeles.....	2-7	1-4	5-6	0-0	0	0	1	0	0	0	17	10			
at Weber State.....	2-6	0-2	0-0	0-3	3	2	2	3	0	0	14	4			
at Northwestern (la).....	8-13	6-11	0-0	0-2	2	0	2	5	0	4	22	22			
at Chapman.....	8-17	4-8	8-10	1-0	1	3	3	4	0	2	29	28			
at Redlands.....	8-21	7-14	1-2	0-1	1	3	6	3	0	2	30	24			
Portland Bible.....	5-11	1-6	4-5	0-0	0	0	2	0	0	0	16	15			
at Cal Baptist.....	4-10	1-4	3-6	0-1	1	2	1	1	0	1	18	12			
at UC Santa Cruz.....	5-9	2-5	0-0	0-0	0	0	4	3	0	1	26	12			
at W. Coast Baptist.....	5-14	0-7	8-9	0-1	1	1	3	6	0	0	33	18			
at St. Katherine.....	3-10	0-2	5-5	0-4	4	0	2	3	0	1	--	11			
at W. Coast Baptist.....	5-14	1-6	5-6	1-2	3	1	0	3	0	0	20	16			
at St. Katherine.....	6-10	5-9	0-1	0-4	4	0	2	3	0	1	32	17			
New Hope Christian.....	7-15	2-5	0-0	0-0	0	2	2	0	0	1	--	16			
New Hope Christian.....	6-11	4-9	3-4	0-2	2	1	2	0	0	0	--	19			
at W. Coast Baptist.....	4-9	3-4	2-2	0-2	2	2	1	2	0	2	19	13			
at Portland Bible.....	8-15	5-9	0-2	1-1	2	2	1	3	0	1	--	21			
at New Hope Christian.....	9-17	5-11	4-4	1-4	5	1	5	3	0	0	26	27			
*TOTALS.....	91-204	46-117	49-62	7-19	26	22	35	44	0	17	--	277			

\*Totals in NCAA games

### AMAR ROSS • 2021-2022 GAME BY GAME

Opponent	Date	gs	min	Total		3-Pointers		Free throws		Rebounds			pf	a	to	blk	stl	pts	avg
				fg	fga	pt	ptg	ft	fta	off	def	tot							
ARIZONA ST.	01/24/22	1	1	1-1	1,000	1-1	1,000	0-0	.000	0	2	2	2.0	0	0	0	0	3	3.0
Totals		0	1	1-1	1,000	1-1	1,000	0-0	.000	0	2	2	2.0	0	0	0	0	3	3.0

### AMAR ROSS • 2020-2021 GAME BY GAME

Opponent.....	3PT			TOTAL										MIN	PTS
	FG-A	FT-A	OR-DR	REB	PF	AST	TO	BLK	STL						
Cal Baptist .....	DNP														
Montana.....	DNP														
vs. BYU.....	DNP														
vs. UConn.....	DNP														
UC Irvine.....	0-0	0-0	0-0	0	0	0	0	0	0	0	1	0			
Santa Clara.....	1-1	0-0	0-0	0	0	0	0	0	0	0	1	3			
Colorado.....	DNP														
Utah.....	DNP														
at Arizona.....	DNP														
at Arizona St. ....	DNP														
UC Riverside .....	DNP														
Washington.....	DNP														
Washington St. ...	DNP														
at Oregon State .DNP															
at California .....	DNP														
Oregon State .....	DNP														
at Stanford .....	DNP														
UCLA.....	DNP														
at Washington.....	DNP														
at Washington St.DNP															
Arizona State.....	0-0	0-0	0-0	0	0	0	0	0	0	0	0	0			
Arizona.....	DNP														
Oregon.....	DNP														
at Colorado.....	DNP														
at Utah.....	DNP														
Stanford.....	1-2	0-0	0-0	0	0	0	0	0	0	0	1	3			
at UCLA.....	DNP														
vs. Utah .....	DNP														
vs. Colorado .....	DNP														
vs. Drake.....	DNP														
vs. Kansas.....	0-0	2-2	0-0	0	0	0	0	0	0	1	1	2			
vs. Oregon.....	DNP														
vs. Gonzaga.....	DNP														
TOTALS .....	2-3	2-2	0-0	0	0	0	0	0	0	1	4	8			



### AMAR ROSS • CAREER STATISTICS

YEAR	G-GS	FG-FGA	%	3-PT		FT-FTA	%	PTS	AVG.	OFF	DEF	TOT	PF-D	AST	TO	BLK	STL	MIN	
				FG	FGA					REB	REB	REB							
2019-20	16-5	91-204	.446	46-117	.393	49-62	.790	277	17.3	7	19	26	1.6	22-0	35	44	0	17	--
2020-21	5-0	2-3	.667	2-3	.667	2-2	1.000	8	1.5	0	0	0	0.0	0-0	0	0	0	1	4
2021-22	1-0	1-1	1.000	1-1	1.000	0-0	---	3	3.0	0	2	2	2.0	0-0	0	0	0	1	
TOTALS:	22-5	94-208	.452	49-121	.405	51-64	.797	288	13.1	7	21	28	1.3	22-0	35	44	0	18	5



# MALIK THOMAS

FRESHMAN • GUARD • 6-4 • 205 • FONTANA • CALIF. • DAMIEN HS



## Career Highs

### Points

2, 11/16/21 vs. FCGU

### Rebounds

1, 11/22/21 vs. Dixie State

### Assists

1, 11/22/21 vs. Dixie State

### Steals

1, 1/24/22 vs. Arizona State

### Blocks

None

## Career Highs

### Points

2, 11/16/21 vs. FCGU

### Rebounds

1, 11/22/21 vs. Dixie State

### Assists

1, 11/22/21 vs. Dixie State

### Steals

1, 1/24/22 vs. Arizona State

### Blocks

None

**BREAKDOWN:** Malik Thomas is a 6-4, 205-pound guard who can score at all three levels and excels on the defensive end. He was named the 2020-21 California High School Boys Gatorade Player of the Year.

**2021-22:** Thomas played in nine games with an average of 2.0 minutes of action in each. Made his collegiate debut on Nov. 9 vs. CSUN and played a scoreless 3:26. Scored his first points as a Trojans with a jumper at FCGU on Nov. 16.

**HIGH SCHOOL:** Thomas graduated from Damien HS in La Verne, Calif. in 2021 as the school's all-time leader scorer, scoring more than 2,000 points. As a senior, he averaged 22.6 points, 5.6 rebounds, 2.2 assists and 1.9 steals per game. He was named to the All-CIF Southern Section Open Division team. He was named Baseline League MVP, was a four-time All-League selection and was the California Junior of the Year in 2020 and the Freshman of the Year in 2018. Thomas was also strong in the classroom, maintaining a 3.1 GPA.

**PERSONAL:** Malik was born on Feb. 4, 2002 in Fontana, Calif...His parents are Stanley and Niema Thomas...A devoted member of his church community, Thomas has served meals to the homeless and has volunteered locally on behalf of youth basketball programs as well as his school's recycling club...His interests include worshipping God, playing video games and watching movies... Says his favorite food is anything his mother cooks... Someday would like to travel to the Bahamas...He is an undeclared major at USC.



## MALIK THOMAS • 2021-2022 GAME BY GAME

Opponent	Date	ga	min	Total		3-Pointers		Free Throws		Rebounds				pts	a	to	blk	stl	pts	avg
				fg-fga	pts	fg-fga	pts	ft-fa	pts	off	def	tot	avg							
CSUN	11/09/21	3	0-1	0.00	0-0	0.00	0-0	0.00	0.00	0	0	0	0.0	0	0	0	0	0	0	0.0
at FCGU	11/16/21	2	1-1	1.000	0-0	0.00	0-0	0.00	0.00	0	0	0	0.0	1	0	0	0	0	2	1.0
DIXIE ST.	11/22/21	3	0-1	0.00	0-1	0.00	0-0	0.00	0.00	0	1	1	0.3	1	1	1	0	0	0	0.7
vs Saint Joseph's	11/25/21	3	0-1	0.00	0-0	0.00	0-0	0.00	0.00	0	0	0	0.3	0	0	0	0	0	0	0.5
UTAH	12/01/21	1	0-1	0.00	0-1	0.00	0-0	0.00	0.00	0	0	0	0.2	0	0	0	0	0	0	0.4
EASTERN KY.	12/07/21	1	0-1	0.00	0-0	0.00	0-0	0.00	0.00	0	0	0	0.2	0	0	2	0	0	0	0.3
at Utah	01/22/22	1	0-0	0.00	0-0	0.00	0-0	0.00	0.00	0	0	0	0.1	0	0	0	0	0	0	0.3
ARIZONA ST.	01/24/22	3	0-0	0.00	0-0	0.00	1-2	.500	0.00	0	0	0	0.1	1	0	0	0	1	1	0.4
WASHINGTON	02/17/22	1	0-0	0.00	0-0	0.00	0-0	0.00	0.00	0	0	0	0.1	0	0	0	0	0	0	0.3
Totals		0	18	1-6	.167	0-2	.000	1-2	.500	0	1	1	0.1	3	1	3	0	1	3	0.3

## MALIK THOMAS • CAREER STATISTICS

YEAR	G-GS	FG-FGA	%	3-PT FG-FGA	%	FT-FTA	%	PTS	AVG.	OFF REB	DEF REB	TOT REB	AVG.	PF-D	AST	TO	BLK	STL	MIN
2021-22	9-0	1-6	.167	0-2	.000	1-2	.500	3	0.3	0	1	1	0.1	3-0	1	3	0	1	18
TOTALS:	9-0	1-6	.167	0-2	.000	1-2	.500	3	0.3	0	1	1	0.1	3-0	1	3	0	1	18



# ISAIAH WHITE

SENIOR • GUARD • 6-7 • 210 • RANCHO CUCAMONGA • CALIF • DAMIEN HS/SLC CC/UVU



## Career Highs

### Points

25, 11/5/19 vs. Westminster

### Rebounds

18, 1/23/20 at CSU Bakersfield

### 3-Pointers

4, 3/28/21 vs. Oregon

### Assists

5, 11/6/18 vs. Westminster

### Steals

4, 2/27/21 at Utah

**BREAKDOWN:** Redshirt senior 6-7, 210-pound guard Isaiah White transferred to USC from Utah Valley before the 2020-21 season. He is a proven scorer and rebounder and again figures to be a key member of the squad.

**2021-22:** White played in 24 games and made four start, averaging 3.0 points and 2.2 rebounds. He struggled being consistently available due to several injuries and missed one game while prepping for grad school finals. Posted season highs of 12 points and seven rebounds in USC's win at Temple on Nov. 13. Strained his right wrist in a fall during the game vs. Washington State on Feb. 20 and missed the next five games. Came back to play two minutes in the Pac-12 semifinal game vs. UCLA on March 11 and had three rebounds in two minutes of action.

**2020-21:** White played in 32 of USC's 33 games and made 28 starts. He averaged 7.6 points, 3.4 rebounds and led the team with 31 steals. After the season he was the recipient of the John Rudometkin Award at the team banquet as the player who demonstrated maximum effort at all times. He scored 10 points and had 7 rebounds in his USC debut vs. California Baptist on Nov. 25. He led USC with a season-best 22 points in win at Arizona on Jan. 7... tied a then career high with 3 three-pointers made. He scored 13 points and was 2-for-2 from 3-point range vs. Washington State on Jan. 16. He scored 9 points, had 6 rebounds and 4 steals at Utah on Feb. 27. Left the game vs. Stanford on March 3 with back spasms and did not play in the regular season finale at UCLA. Returned to action at the Pac-12 Tournament by scoring 14 points vs. Utah on March 11. He averaged 10.3 points in USC's run to the Elite Eight in the NCAA Tournament. He matched a season best with 22 points and made a career-high 4 three-pointers vs. Oregon on March 28 in the Sweet 16 game.

**2019-20:** White averaged 14.5 points and 8.4 rebounds in 21 games for Utah Valley, making 18 starts. He led Utah Valley in points and rebounds per game. He scored a career-best 25 points vs. Westminster (Utah) on Nov. 5. He scored in double figures 17 times and reached double figures in rebounds five times, with at least seven rebounds in 17 games. Posted a career-high 18 rebounds and added 13 points at CSU Bakersfield on Jan. 23. He also scored 20 or more points at Long Beach State on Dec. 21 (22), at UTRGV on Feb. 13 (23) and at New Mexico State on Feb. 15 (21).

**2018-19:** White played in 33 games and started 32 for the Wolverines. He tied for third on the team with an 8.5 points per game scoring average, while leading the team with 19 blocks and ranked third with 26 steals. He made 43 percent of his shots, including 39 percent from beyond the arc. He scored in double figures 12 times, including a season-best 19 points at Northern Arizona on Dec. 8. He scored 15 points in a CBI first-round win vs. CSUN on March 19. He scored seven points and had nine rebounds in the CBI second round against USC on March 25.

**2017-18:** He redshirted his second season at Salt Lake Community College.

**2016-17:** He averaged a team-leading 12.8 points for Salt Lake Community College. He made 45.7 percent of his shots and posted 6.8 rebounds and 1.6 assists per game.

**HIGH SCHOOL:** White graduated in 2016 from Damien High where he led the team to a 25-6 record as a senior. He helped lead Damien to the quarterfinals of the CIF Southern Section tournament in 2016. He earned first team all Baseline League honors while at DHS.

**PERSONAL:** Isaiah was born on May 6, 1998. His parents are Demond White and Gidget Glene and he has two siblings, Malachi and Genesis.

## 2021-22 Season Highs

### Points

12, 11/13/21 at Temple

### Rebounds

7, 11/13/21 at Temple

### 3-Pointers

3, 2/5/22 at Arizona

### Assists

2, 3x, last 11/22/21 vs. Dixie State

### Steals

3, 11/9/21 vs. CSUN

## ISAIAH WHITE • 2021-2022 GAME BY GAME

Opponent	Date	gs	min	Total	3-Pointers	Free throws	Rebounds	pts	ast	blk	stl	pts	avg
				fga	fga	fta	fta						
CSUN	11/09/21	16	14	250	0.2	0.0	0.0	0	2	2	0	2	2.0
at Temple	11/13/21	26	5:11	455	1.3	333	1.2	500	1	6	7	45	1.2
at FGCU	11/16/21	14	04	000	0.0	0.0	1.2	500	0	4	4	43	3.1
DIXIE ST.	11/22/21	14	14	250	0.3	0.0	0.2	0.0	0	3	3	40	2.2
UTAH	12/01/21	10	11	1,000	0.0	0.0	0.2	0.0	1	2	3	38	0.0
at Washington St.	12/04/21	4	01	0.0	0.0	0.0	0.0	0.0	0	0	3	2	1.0
UC IRVINE	12/15/21	4	00	0.0	0.0	0.0	0.0	0.0	0	0	2	7	1.0
vs Georgia Tech	12/18/21	12	02	0.0	0.0	0.0	0.1	0.0	0	3	3	28	0.1
at California	01/06/22	10	14	250	0.0	0.0	2.2	1,000	1	1	2	27	0.1
at Stanford	01/11/22	3	02	0.0	0.1	0.0	0.0	0.0	0	0	2	4	1.0
OREGON ST.	01/13/22	7	11	1,000	1.1	1,000	0.0	0.0	0	0	2	2	0.0
OREGON	01/15/22	3	12	500	0.1	0.0	0.0	0.0	0	1	1	21	1.0
at Colorado	01/20/22	11	12	500	1.2	500	0.0	0.0	1	2	3	22	1.1
at Utah	01/22/22	13	13	333	0.1	0.0	1.3	333	2	1	3	22	0.0
ARIZONA ST.	01/24/22	14	13	333	0.1	0.0	4.4	1,000	0	2	2	22	1.1
STANFORD	01/27/22	10	13	333	0.2	0.0	3.4	750	0	0	2	21	0.0
CALIFORNIA	01/29/22	20	01	0.0	0.1	0.0	3.4	750	2	3	5	22	2.0
at Arizona St.	02/03/22	6	01	0.0	0.0	0.0	0.0	0.0	0	0	2	1	0.0
at Arizona	02/05/22	8	37	429	3.7	429	0.0	0.0	1	0	1	21	3.0
PACIFIC	02/08/22	16	15	200	0.2	0.0	0.0	0.0	0	1	1	20	0.0
UCLA	02/12/22	11	14	250	0.2	0.0	0.0	0.0	1	1	2	20	3.0
WASHINGTON	02/17/22	15	24	500	0.1	0.0	5.6	833	1	5	6	22	0.1
WASHINGTON ST.	02/20/22	16	00	0.0	0.0	0.0	1.2	500	0	2	2	22	1.0
vs UCLA	03/11/22	2	02	0.0	0.0	0.0	0.0	0.0	2	1	3	22	0.0
Totals		4	265	2271	310	630	200	2134	618	13	40	53	22



# **ISIAH WHITE • 2016-2017 GAME BY GAME**

Opponent.....	3PT			TOTAL								MIN	PTS
	FG-A	FG-A	FT-A	OR-DR	REB	PF	AST	TO	BLK	STL			
UT B'ball Academy...4-8	1-3	13-14	3-3	6	2	2	0	0	4	22	22		
W. Nebraska CC...4-7	0-1	3-4	1-5	6	3	2	3	0	1	25	11		
Casper Coll.....7-12	0-1	10-10	2-4	6	2	1	5	0	3	33	24		
Tohono O'odham 7-14	3-3	1-2	3-4	7	2	1	1	3	1	31	18		
Pima .....8-13	0-1	10-13	2-6	8	0	4	1	2	4	31	26		
W. Nebraska CC...3-4	0-0	10-14	3-7	10	4	2	2	0	2	28	16		
Big Bend .....5-8	1-2	3-3	1-3	4	2	1	2	2	0	17	14		
Rexburg United...4-8	0-3	0-0	1-2	3	1	5	1	0	2	25	8		
Treasure Valley...8-12	1-1	4-7	5-5	10	1	4	2	0	2	31	21		
Central Wyoming...3-7	0-1	4-4	2-0	2	1	1	2	0	2	20	10		
Williston State...5-14	1-3	2-4	3-6	9	4	5	5	0	0	27	13		
South Plains .....4-11	1-4	6-7	2-4	6	3	0	3	3	0	30	15		
San Bernardino...5-12	0-2	2-4	2-7	9	5	1	3	2	0	27	12		
USU Eastern.....0-2	0-1	1-2	2-3	5	1	0	1	0	0	6	1		
Snow College .....1-2	1-1	0-0	0-1	1	0	0	0	0	0	2	3		
at Colo. N'western7-17	3-7	6-12	3-7	10	2	0	3	1	0	41	23		
Southern Idaho....0-5	0-1	1-2	2-3	5	4	0	2	0	0	9	1		
USU Eastern.....2-7	1-4	1-2	2-7	9	0	0	5	1	1	18	6		
Snow College .....2-3	0-1	0-0	1-1	2	3	0	2	0	0	13	4		
at Coll. of S. Idaho1-2	0-0	2-2	3-4	7	5	1	1	1	0	21	4		
Colo. N'western...4-11	0-2	7-9	1-6	7	1	5	2	0	1	28	15		
USU Eastern.....4-11	0-2	4-6	2-4	6	1	0	1	2	0	30	12		
at Snow College...9-15	1-1	5-6	4-7	11	2	1	1	0	1	33	24		
Colo. N'Western...5-13	0-3	8-8	3-10	13	2	3	2	1	0	29	18		
at Col. of S. Idaho...3-7	0-1	0-0	1-1	2	2	3	2	0	0	18	6		
at USU Eastern....2-3	1-1	1-2	0-2	2	5	0	1	0	1	17	6		
Snow College .....4-8	1-3	2-3	2-0	2	1	2	0	0	2	27	11		
at Colo. N'Western 5-10	0-3	2-2	2-9	11	0	2	1	0	1	28	12		
vs. Southern Idaho 4-16	1-5	4-4	5-6	11	4	2	0	0	2	34	13		
<b>TOTALS .....</b>	<b>120-262</b>	<b>17-61</b>	<b>112-146</b>	<b>63-127</b>	<b>190</b>	<b>63</b>	<b>48</b>	<b>54</b>	<b>18</b>	<b>30</b>	<b>641</b>	<b>369</b>	

# **ISIAH WHITE • 2019-2020 GAME BY GAME**

Opponent.....	3PT			TOTAL								MIN	PTS
	FG-A	FG-A	FT-A	OR-DR	REB	PF	AST	TO	BLK	STL			
Westminster.....9-17	3-9	4-5	3-10	13	3	3	2	0	1	34	25		
at Denver .....2-7	0-4	5-6	2-8	10	2	1	2	0	0	23	9		
Ottawa (AZ) .....1-6	0-3	6-8	4-3	7	2	2	2	0	0	26	8		
NAU .....4-13	1-2	7-8	4-5	9	1	3	1	1	0	20	16		
at Wyoming.....5-10	0-3	9-10	3-6	9	2	0	1	0	2	29	19		
at Long Beach St...7-17	3-7	5-8	2-5	7	4	1	4	0	1	32	22		
Antelope Valley...4-10	0-2	7-13	3-6	9	3	2	4	0	2	33	15		
at Chicago St.....5-9	0-3	6-7	0-9	9	2	2	0	0	1	29	16		
at Kansas City ....4-10	0-2	4-7	4-3	7	3	0	1	2	1	33	12		
at Seattle .....2-10	0-4	2-2	0-5	5	1	0	3	0	1	30	6		
New Mexico St....6-13	2-6	2-4	2-9	11	1	0	3	0	1	36	16		
UTRGV .....2-5	1-3	4-6	1-7	8	2	1	1	0	0	33	9		
at CSU Bakersfield...3-11	0-2	7-8	3-15	18	1	2	3	1	1	25	13		
at Grand Canyon 4-10	1-5	1-3	1-5	6	4	1	0	0	1	26	10		
Cal Baptist .....7-13	0-1	1-5	5-4	9	2	1	2	1	1	32	15		
at UTRGV .....7-17	2-6	7-11	4-6	10	2	3	2	0	1	36	23		
at New Mexico St.7-12	3-6	4-4	0-3	3	4	1	0	0	1	28	21		
CSU Bakersfield...2-8	0-2	7-9	1-6	7	0	3	0	0	0	33	11		
Grand Canyon ....5-9	0-2	5-6	2-5	7	3	1	3	1	0	22	15		
at Cal Baptist.....4-13	0-2	2-3	1-7	8	1	0	3	1	0	29	10		
Kansas City .....4-5	1-2	4-4	1-4	5	2	0	3	1	0	31	13		
<b>TOTALS .....</b>	<b>94-225</b>	<b>17-76</b>	<b>99-137</b>	<b>46-131</b>	<b>177</b>	<b>45</b>	<b>27</b>	<b>40</b>	<b>8</b>	<b>15</b>	<b>620</b>	<b>304</b>	

# **ISIAH WHITE • 2018-2019 GAME BY GAME**

Opponent.....	3PT			TOTAL								MIN	PTS
	FG-A	FG-A	FT-A	OR-DR	REB	PF	AST	TO	BLK	STL			
Westminster.....3-5	0-0	4-4	4-4	8	0	5	0	0	1	24	10		
at BYU .....4-15	1-6	0-0	2-1	3	0	2	1	1	1	29	9		
at Saint Mary's...3-8	0-2	1-2	2-3	5	0	2	2	0	0	19	7		
at Utah State.....0-7	0-1	3-4	3-3	6	4	0	0	1	0	22	3		
vs. Hartford .....2-5	0-2	0-0	0-5	5	0	0	2	1	1	16	4		
vs. Long Beach St. 5-13	3-7	0-1	2-6	8	0	2	1	0	0	30	13		
North Dakota .....5-8	1-4	1-1	1-6	7	2	1	2	2	0	30	12		
Western State.....3-9	0-2	1-1	1-3	4	1	0	1	0	1	25	7		
Denver .....2-4	1-3	2-4	0-3	3	3	2	0	0	0	24	7		
at Arizona .....1-4	0-3	3-4	2-2	4	1	0	2	1	0	25	5		
at NAU .....6-8	3-4	4-4	0-7	7	0	1	1	2	0	24	19		
at Weber State...3-7	0-1	3-6	2-4	6	2	2	0	0	0	25	9		
Idaho State .....3-8	1-4	3-3	0-5	5	5	1	0	1	1	24	10		
Sam Houston St...3-9	1-2	4-6	0-2	2	4	0	1	0	3	33	11		
at Fresno State...2-6	0-2	4-6	0-4	4	2	1	2	0	3	22	8		
at Grand Canyon 2-7	0-1	2-2	2-6	8	0	0	4	2	0	33	6		
at CSU Bakersfield 2-4	2-4	4-6	1-6	7	3	1	1	0	1	24	10		
Seattle .....3-7	2-2	6-8	3-1	4	3	0	1	0	2	31	14		
UTRGV .....1-2	0-0	2-4	0-1	1	4	0	3	1	0	18	4		
New Mexico St....2-3	0-0	2-2	0-1	1	4	1	4	0	0	17	6		
at Chicago State...1-4	0-2	1-2	1-3	4	2	0	2	1	1	21	3		
California Baptist 5-9	2-3	3-7	1-3	4	2	1	1	0	0	27	15		
at New Mexico St.1-2	0-0	0-1	0-3	3	4	0	2	0	1	19	2		
at UTRGV .....2-6	0-0	1-1	0-2	2	2	0	3	2	0	14	5		
Chicago St.....4-5	3-3	0-0	0-0	0	2	2	0	0	1	28	11		
UMKC .....3-5	2-2	1-4	3-5	8	0	3	1	1	1	33	9		
at Seattle .....3-6	2-3	1-2	0-1	1	3	0	0	0	1	18	9		
at Cal Baptist.....4-10	0-2	2-3	1-2	3	3	0	1	1	3	33	10		
Grand Canyon ....2-6	1-3	0-1	1-0	1	2	0	4	0	1	31	5		
vs. UMKC .....2-4	2-3	3-5	1-5	6	2	1	2	0	0	25	9		
vs. Grand Canyon2-4	1-3	2-2	2-2	4	4	2	2	1	2	29	7		
CSUN .....5-9	3-4	2-2	0-2	2	5	0	1	1	0	23	15		
at USF .....3-10	1-4	0-2	4-5	9	0	0	2	0	1	25	7		
<b>TOTALS .....</b>	<b>92-219</b>	<b>32-82</b>	<b>65-100</b>	<b>39-106</b>	<b>145</b>	<b>69</b>	<b>30</b>	<b>49</b>	<b>19</b>	<b>26</b>	<b>821</b>	<b>281</b>	

# **ISIAH WHITE • 2020-2021 GAME BY GAME**

Opponent.....	3PT			TOTAL								MIN	PTS
	FG-A	FG-A	FT-A	OR-DR	REB	PF	AST	TO	BLK	STL			
Cal Baptist.....	4-6	1-2	1-2	4-3	7	0	0	2	0	0	18	10	
Montana.....	1-1	0-0	8-10	0-1	1	5	0	1	0	0	14	10	
vs. BYU.....	1-5	0-2	3-3	0-1	1	4	3	0	0	0	25	5	
vs. UConn.....	0-4	0-2	0-0	0-3	3	2	0	0	0	0	14	0	
UC Irvine.....	2-3	1-2	3-7	1-4	5	0	2	0	1	3	20	8	
Santa Clara.....	3-8	0-2	3-4	3-1	4	4	1	3	0	2	23	9	
Colorado.....	1-3	0-0	0-0	1-3	4	0	0	0	0	2	17	2	
Utah.....	5-7	1-2	1-3	1-4	5	5	1	0	1	1	20	12	
at Arizona.....	7-10	3-5	5-6	0-5	5	2	1	1	0	2	30	22	
at Arizona St.....	2-4	0-2	3-4	2-2	4	3	0	3	0	1	28	7	
UC Riverside.....	2-10	1-4	1-3	2-2	4	2	0	0	0	0	32	6	
Washington.....	2-4	0-1	5-7	1-3	4	2	3	1	0	1	19	9	
Washington St.....	4-6	2-2	3-4	1-1	2	2	0	1	0	1	28	13	
at Oregon State.....	2-6	1-4	0-0	1-1	2	3	2	3	1	1	17	5	
at California.....	2-4	0-1	0-0	0-2	2	4	1	1	0	1	15	4	
Oregon State.....	4-7	1-1	2-2	3-2	5	1	1	1	0	1	24	11	
at Stanford.....	1-3	0-2	1-2	1-0	1	2	0	2	0	0	13	3	
UCLA.....	1-5	0-2	0-0	1-1	2	2	1	2	0	0	15	2	
at Washington.....	4-6	0-1	1-2	3-3	6	1	1	2	0	2	23	9	
at Washington St.....	2-5	2-3	1-2	2-1	3	1	0	0	0	0	22	7	
Arizona State.....	0-0	0-0	0-0	0-0	0	2	1	0	0	0	14	0	
Arizona.....	2-5	0-2	0-0	1-2	3	3	1	0	1	0	23	4	
Oregon.....	3-6	0-2	1-2	3-2	5	2	1	4	1	0	22	7	
at Colorado.....	3-7	2-3	1-2	1-4	5	1	2	0	0	1	24	9	
at Utah.....	4-9	1-2	0-0	2-4	6	1	1	0	0	4	26	9	
Stanford.....	0-1	0-1	0-0	0-1	1	0	0	1	0	3	9	0	
at UCLA.....	DNP												
vs. Utah.....	6-10	1-4	1-2	1-4	5	5	1	3	0	0	26	14	
vs. Colorado.....	2-4	0-2	0-0	0-3	3	2	0	2	0	0	21	4	
vs. Drake.....	2-5	0-1	0-1	2-1	3	0	0	0	1	2	21	4	
vs. Kansas.....	5-7	3-4	0-3	0-0	0	2	1	1	0	0	21	13	
vs. Oregon.....	8-10	4-5	2-3	1-4	5	2	1	0	0	3	32	22	
vs. Gonzaga.....	1-4	0-0	0-2	3-0	3	1	0	2	0	0	14	2	
TOTALS.....	86-175	24-66	46-76	41-68	109	66	26	36	6	31	670	242	



# USC • History



Photo by Hali Helfgott

**Jordan McLaughlin was a three-year captain for the Trojans who finished his career as the school's all-time leader in minutes played, second in assists, third in steals and games played, fourth in points and fifth in three-point baskets. He is one of three Pac-12 players to register 700 or more assists and 1,600 or more points in a career.**



# USC BASKETBALL HISTORY

First thoughts of USC Athletics tradition often gravitate toward the gridiron, the white sweaters of the song leaders and the Spirit of Troy, USC's indomitable marching band.

But flash to the hardwood, where the tradition is also quite storied and you can still find the same white sweaters and the same inspiring fight songs. The only thing missing is Traveler, USC's regal white horse, but he likes it better on grass anyway.

USC's men's basketball program has a long and decorated tradition in Los Angeles, the original Southern California powerhouse.

The Trojans started playing basketball in 1907 and have compiled a record of 1,673-1,230 (.576)\*, winning 14 league championships and one conference tournament title.

By the 1920s, USC established itself as the top team in Los Angeles and won its first Pacific Coast Southern Division League title in 1928. It began a run of 10 league titles in 16 years including a string of five in a row from 1932-36.

Among the early standouts at Troy were future Hall of Famers Jack Gardner and Sam Barry. Gardner played for Barry from 1930-32 but went on to become the only coach in history to lead two schools to the Final Four twice each (Kansas State in 1948 and 1951 and Utah in 1961 and 1966). Barry is USC's all-time winningest coach.

It was in this era when USC ran off a remarkable 42 consecutive wins over rival UCLA from 1932-42, by far the greatest streak in the series.

Two of the game's giants came through in the late 1940s in Tex Winter and Bill Sharman. Winter, who coached collegiately and in the pros for more than 55 years, lettered for the Trojans in 1947 and later received a bit of attention for a little offense he designed in the shape of a triangle.

Sharman was an All-American at USC as a senior in 1950 before becoming a standout player and coach in the NBA. Known as "Bulls-eye Bill" for his marksmanship at the foul line – a true weapon in the days when every foul resulted in a foul shot – Sharman spent 10 years with the Boston Celtics, winning four NBA titles and going to eight All-Star games. He later went on to coach the Los Angeles Lakers to their first title in 1972 and was a long-time executive with the club.

USC remained formidable during the 1950s and 1960s, the latter decade featuring Trojan stalwart John Rudometkin, whose 18.8 scoring average remains second all-time at Troy for players who played more than one season.

USC surged in the 1970s under coach Bob Boyd. In fact, Boyd led the Trojans to their greatest regular season record ever, a 24-2 mark in 1971 on a team that included the great Paul Westphal. USC won 24 games again in 1974 (featuring the talented Gus Williams) and won 20 in Boyd's final year in 1979.

Stan Morrison and George Raveling followed Boyd with Raveling returning the Trojans to prominence in the early 1990s thanks in large part to the school's all-time leading scorer, Harold Miner.

Miner was named *Sports Illustrated's* Player of the Year in 1992, leading USC to a 24-6 record and a school-best No. 2 seed in the NCAA Tournament.

Former UCLA great Henry Bibby took over the USC program in 1997 and kept USC among the top teams in the West.

Included in Bibby's three NCAA Tournament teams was a breakthrough 2001 Elite Eight team, marking the Trojans' furthest foray in the Big Dance in the tournament's current format. Only eventual champion Duke was able to slow the Trojans down.

That 2001 team featured NBA draftees Brian Scalabrine, Jeff Trepagnier and Sam Clancy. The Trojans returned to the NAAs again in 2002, but were a first-round upset victim in overtime to UNC-Wilmington.

The Trojans struggled over the next few years until Tim Floyd became the new coach for the 2005-06 season. He turned the team around immediately going 17-13 in his first season and guiding the 2006-07 Tro-

jans to a school-record 25 wins (25-12). The 2006-07 Trojans were selected to play in the NCAA Tournament for the first time since the 2001-02 season and advanced to the Sweet 16, led by first team All-Pac-10 junior swingman Nick Young, who was then taken in the first round of the NBA draft by Washington.

USC again reached the NCAA Tournament in 2007-08 with a 21-12\*\* record behind freshman O.J. Mayo, who following the season became USC's highest-ever drafted player when he taken with the third pick in the NBA draft. The Trojans went 22-13 in 2008-09, captured their first Pac-10 Tournament title by defeating NCAA-bound California, UCLA and Arizona State, then joined them in the Big Dance where they fell in the second round to NCAA runner-up Michigan State. Following the season, DeMar DeRozan (No. 9) and Taj Gibson (No. 26) were both first-round draft picks, marking the first time in school history USC had two players selected in the first round. Further demonstration as to how far the program has risen is the fact that the Trojans were the only program with a top 16 pick in each of the three drafts from 2007-09. Kevin O'Neill took over the program for the 2010 season and was able to guide the team to a 16-14 record and in the thick of the Pac-10 Conference race until the final weeks despite a self-imposed postseason ban.


In 2011 USC had to replace 4 of its top 6 scorers from the previous season, had a starter play with a fracture in his hand for half the season and the starting point guard ineligible for the first 10 games, but hung tough. They advanced to the Pac-10 Tournament semifinals and then on to the NCAA Tournament once again, where they fell to eventual Final Four participant VCU. The 2012 season had high hopes, but after a series of injuries, the depleted Trojans limped in with a record of 6-26, then followed that up with a 14-18 season and were eager for the next chapter in Trojan history to begin.

The first page of the new chapter was turned when the Trojans announced on April 1, 2013 that Andy Enfield was taking over as head coach. Coming off a magical run with Florida Gulf Coast in 2013 when he led the first No. 15 seed in the NCAA Tournament to the Sweet 16, the Trojans turned the reigns over to Enfield. He and his staff have recruited well and have built a strong foundation of young players and there is a tangible buzz about the future of the program. In just his third season he led the Trojans to the 2016 NCAA Tournament, its first postseason game since 2011, and to three convincing victories over crosstown rival UCLA. USC also entered the national rankings during the 2016 season, its first time in the top 25 since 2008. USC continued its upward ascent by posting a 23-9 record during the 2016-17 regular season, its most regular season wins since 1992. USC went on to win a school-record 26 games (26-10) and won two NCAA Tournament games. In 2017-18, USC went 24-12 and placed second in the conference, its highest Pac-12 finish since tying for second in 2002. USC had a 22-9 record and strong finish in 2019-20, but the season was cut short due to the COVID-19 pandemic. Behind Pac-12 Player, Defensive Player and Freshman of the Year Evan Mobley the 2020-21 Trojans went 25-8 and advanced to the fourth Elite Eight in school history, where they fell to overall No. 1 Gonzaga. USC set the school regular season win total with 25 and currently is ranked No. 22 and has tied the school overall wins record with 26 (26-7). USC's 160 wins from 2016-22 are the 13th-most among the Power 6 teams during that period and its 73 wins the last three seasons are third-most among Power 6 team.

\* Not including 21 wins & 1 loss vacated in the 2007-08 season due to NCAA penalty (original all-time record: 1,694-1,229 (.574)).



**USC and NBA great Paul Westphal**



**USC's 3rd all-time scorer and 2nd all-time rebounder Sam Clancy**



**Bob Boyd and Don Carfino**



**Daniel Hackett and Michael Beasley meet at center court to shake hands before the 2008 NCAA Tournament game in Omaha, Neb.**



# USC • History

## HEAD BASKETBALL COACHES

COACH (ALMA MATER), YEARS COACHED	CONFERENCE		ALL GAMES		PCT
	W	L	W	L	
Emil Breikreutz (USC), 1907 .....			6	5	.545
J.S. Robson, 1911, 1913 .....			23	10	.697
Walter Hall (USC), 1912 .....			9	5	.643
Ralph Glaze (Dartmouth), 1915-16 .....			8	21	.276
Motts Blair (USC), 1917, 1919 .....			11	20	.355
Dean Cromwell (Occidental), 1918 .....			0	2	.000
Elmer Henderson (Oberlin), 1920-21 .....			18	6	.750
Bill Hunter (Oberlin), 1922 .....	1	3	7	5	.583
Les Turner, 1923-27 .....	6	22	48	36	.571
Leo Calland (USC), 1928-29 .....	9	9	38	10	.792
Sam Barry (Lawrence), 1930-41, 1946-50 .....	129	67	260	138	.653
Julie Bescos (USC), 1942 .....	7	5	12	8	.600
Ernie Holbrook (USC), 1943-44 .....	7	2	29	9	.763
Bobby Muth (USC), 1944-45 .....	4	7	17	17	.500
Forrest Twogood (Iowa), 1951-66 .....	111	104	251	179	.584
Bob Boyd (USC), 1967-79 .....	107	79	216	131	.622
Stan Morrison (California), 1980-86 .....	62	64	103	95	.520
George Raveling (Villanova), 1987-94 .....	60	84	115	118	.494
Charlie Parker (Findlay), 1995-1996 .....	9	18	21	28	.429
Henry Bibby (UCLA), 1996 (interim head coach) .....	1	8	1	8	.111
Henry Bibby (UCLA), 1997-2004 .....	70	74	131	111	.541
Jim Saia (Chapman), 2004-05 (interim head coach) .....	5	13	10	15	.400
Tim Floyd (Louisiana Tech) .....	28	33*	64	49*	.566*
Kevin O'Neill (McGill, 1979) .....	21	37	48	65	.425
Bob Cantu (Chapman, 1997), 2013 (interim head coach) .....	7	7	7	8	.467
Andy Enfield (Johns Hopkins, 1991) .....	70	76	157	110	.588


\* USC vacated 21 wins & 1 loss in the 2007-08 season due to NCAA penalty. (Original records: 39-33 Pac-10, 85-50 overall, .630 winning percentage.)

## WON - LOST RECORDS

YEAR	CAPTAIN	CONFERENCE		FINISH	ALL GAMES	
		W	L		W	L
1907	Steve Melrose .....				6	5
1908	Steve Goode .....				3	3
1909	Grover Coloneus .....				8	3
1910	Randall Henderson .....				21	3
1911	Jay Goodsell .....				12	8
1912	Motts Blair .....				9	5
1913	Slim Taylor .....				13	2
1914	Walt Hall .....				5	7
1915	Art Taylor .....				3	6
1916	Bill Spottle .....				5	15
1917	Cliff Henderson .....				8	12
1918	Art Taylor .....				0	2
1919	Rowland McCormick .....				3	8
1920	Charley Ainley .....				8	2
1921	Fred Hinrichs .....				10	4
1922	Charley Graham .....	1	3	7th*	7	5
1923	Kenny White .....	2	6	3rd	5	12
1924	Gordon Campbell .....	4	4	2nd	15	4
1925	Gene Dorsey .....				14	4
1926	Kenny Boyer .....	0	6	3rd	4	8
1927	Manual Laranetta .....	0	6	3rd	10	8
1928	Jack Bruner .....	6	3	1st	22	4
1929	Lloyd Thomas .....	3	6	3rd	16	6
1930	Johnny Lehnors .....	7	2	1st	15	5
1931	Web Caldwell .....	5	4	2nd	8	8
1932	Jack Gardner .....	8	3	1st	10	12
1933	Jerry Nemer .....	10	1	1st	18	5
1934	Sax Elliott .....	9	3	1st	16	8
1935	Joe Kelly, Ward Browning .....	11	1	1st	20	6
1936	Jack Hupp .....	8	4	1st	14	12
1937	Eddie Oram .....	8	4	2nd	19	6
1938	Bill Remsen .....	6	6	3rd	17	9
1939	Gail Goodrich .....	9	3	1st	20	5
1940	None .....	10	2	1st	20	3
1941	Jack Lippert .....	6	6	2nd	15	10
1942	Bob Ormsby .....	7	5	2nd	12	8
1943	Ted Gossard .....	7	1	1st	23	5
1944	Dick Bailey .....	1	5	3rd	8	12
1945	Bob Graham .....	3	3	2nd	15	9



**SAM BARRY**



**FORREST TWOGOOD**



**BOB BOYD**




**GEORGE RAVELING**



# **WON-LOST RECORDS**

# **2021-2022 USC TROJAN BASKETBALL**

YEAR	CAPTAIN	CONFERENCE			ALL GAMES	
		W	L	FINISH	W	L
1946	Jack Nichols .....	8	4	2nd	14	7
1947	Gene Rock .....	2	10	4th	10	14
1948	Alex Hannum .....	7	5	2nd	14	10
1949	Abe Androff .....	8	4	2nd	14	10
1950	Bill Sharman .....	7	5	2nd	16	8
1951	Bob Kolf, Tom Riach .....	8	4	1st	21	6
1952	Don Underwood .....	4	8	3rd	16	14
1953	Ken Flower .....	7	5	2nd	17	5
1954	Dick Welsh .....	8	4	1st	19	14
1955	Dick Welsh, Roy Irvin .....	5	7	3rd	14	11
1956	Tony Psaltis .....	9	7	5th	14	12
1957	Danny Rogers .....	9	7	4th	16	12
1958	Jim Pugh .....	8	8	5th	12	13
1959	Bill Bloom .....	8	8	5th	15	11
1960	Bill Bloom .....	9	7	3rd	16	11
1961	Ken Stanley .....	9	3	1st	21	8
1962	Ken Stanley .....	5	7	3rd	14	11
1963	Gordon Martin .....	6	6	3rd	20	9
1964	Bill Morris .....	6	9	4th	10	16
1965	Allen Young .....	8	6	3rd	14	12
1966	John Block .....	6	8	4th	12	14
1967	Jim Marsh .....	6	8	5th	13	12
1968	Jim Marsh .....	11	3	2nd	18	8
1969	Mack Calvin .....	8	6	3rd	15	11
1970	Don Crenshaw .....	9	5	2nd	18	8
1971	Dennis Layton .....	12	2	2nd	24	2
1972	Paul Westphal, Joe Mackey .....	9	5	3rd (tie)	16	10
1973	Dan Anderson .....	9	5	2nd	18	10
1974	Dan Anderson .....	11	3	2nd	24	5
1975	Biff Burrell .....	8	6	3rd	18	8
1976	Bob Trowbridge .....	1**	13	8th	12	15
1977	Marv Safford .....	2	12	8th	6	20
1978	Paul Henderson .....	7	7	3rd (tie)	14	13
1979	Don Carfino, Steve Smith .....	14	4	2nd	20	9
1980	D. Carfino, Doug Widtfeldt, Purvis Miller .....	5	13	7th (tie)	12	15
1981	Barry Brooks, Mo Williams, Jacque Hill .....	9	9	4th	14	13
1982	Mo Williams, Jacque Hill .....	13	5	3rd	19	9
1983	Jacque Hill, James McDonald .....	11	7	5th	17	11
1984	Wayne Carlander .....	6	12	8th	11	20
1985	Wayne Carlander .....	13	5	1st (tie)	19	10
1986	Larry Friend, Troy LaMar .....	5	13	10th	11	17
1987	Derrick Dowell, Rod Keller .....	4	14	10th	9	19
1988	Dave Wiltz, Rich Grande .....	5	13	8th (tie)	7	21
1989	Rich Grande, Alan Pollard .....	2	16	10th	10	22
1990	Chris Munk, Ronnie Coleman .....	6	12	7th (tie)	12	16
1991	Robert Pack .....	10	8	3rd (tie)	19	10
1992	Duane Cooper, Rodney Chatman .....	15	3	2nd	24	6
1993	Rodney Chatman, Phil Glenn .....	9	9	5th (tie)	18	12
1994	Mark Boyd .....	9	9	7th	16	12
1995	Brandon Martin .....	4**	14	10th	9	19
1996	Brandon Martin, Tyson Reuter .....	6**	12	9th	13	17
1997	Stais Boseman, Jaha Wilson .....	12	6	2nd (tie)	17	11
1998	Gary Johnson .....	5	13	8th	9	19
1999	Elias Ayuso, Adam Spanich .....	7	11	7th (tie)	15	13
2000	Jarvis Turner .....	9	9	6th	16	14
2001	Jarvis Turner .....	11	7	4th (tied)	24	10
2002	Robert Hutchinson .....	12	6	2nd (tied)	22	10
2003	Robert Hutchinson, Kostas Charissis .....	6	12	6th (tied)	13	17
2004	Rory O'Neil .....	8	10	6th	13	15
2005	Rory O'Neil, Chris Penrose .....	5	13	10th	12	17
2006	Chris Penrose, Dwayne Shackelford .....	8	10	6th	17	13
2007	Chris Penrose, Abdoulaye N'diaye .....	11	7	3rd (tied)	25	12
2008	RouSean Cromwell, O.J. Mayo .....	0	7***	3rd (tied)	0	11***
2009	Taj Gibson, Daniel Hackett .....	9	9	5th (tied)	22	13
2010	Taj Gibson .....	8	10	5th (tied)	16	14
2011	Donte Smith, Marcus Simmons, Alex Stepheson .....	10	8	4th (tied)	19	15
2012	Jio Fontan, Maurice Jones .....	1	17	12th	6	26
2013	Jio Fontan, Eric Wise .....	9	9	T-6th	14	18
2014	Pe'Shon Howard, Omar Oraby, Byron Wesley .....	2	16	12th	11	21
2015	Darion Clark, Julian Jacobs .....	3	15	12th	12	20
2016	Jordan McLaughlin, Malik Marquetti .....	9	9	T-6th	21	13
2017	Jordan McLaughlin, Bennie Boatwright .....	10	8	T-5th	26	10
2018	Jordan McLaughlin, Bennie Boatwright .....	12	6	2nd	24	12
2019	Jonah Mathews, Bennie Boatwright .....	8	10	T-8th	16	17
2020	Jonah Mathews, Quinton Adlesh .....	11	7	T-3rd	22	9
2021	Ethan Anderson, Isaiah Mobley .....	15	5	2nd	25	8
2022	Ethan Anderson, Isaiah Mobley, Chevez Goodwin .....	14	6	3rd	26	7



**BOB ORMSBY**



**KEN STANLEY**



**LARRY FRIEND**



**BRANDON MARTIN**

**Total Record** — 1,673-1,230 (.576)\*\*\*

**Final PCC Record** — 228-174 (.573)

**Pacific-12 Conference Record** — 496-536 (.490)\*\*\*

\* — Pacific Coast Conference standing in 1922 and from 1956 through 1959. PCC Southern Division standing from 1923 through 1955. Athletic Association of Western Universities standing from 1960 through 1968. Pac-8 standing 1969 through 1978. Pac-10 standing from 1979.

\*\* — total includes forfeits to USC.

\*\*\* — 21 wins & 1 loss in 2007-08 were vacated due to NCAA penalty (original records: 11-7 Pac-10 in 2007-08, 21-12 overall in 2007-08,



## TROJANS IN POSTSEASON PLAY

### NCAA Tournament (17-20)\*

- 1940 — Defeated Colorado, 38-32, in first round;  
Lost to Kansas, 43-42, in national semifinal (at Kansas City, Mo.)
- 1954 — Defeated Idaho State, 73-59, and Santa Clara, 66-65 (2ot), in Far Western Regional (at Corvallis, Ore.);  
Lost to Bradley 74-72, in national semifinal, and to Penn State, 70-61, in third place game (at Kansas City, Mo.)
- 1960 — Lost to Utah, 80-73, in District 8 playoff game (at Provo, Utah)
- 1961 — Defeated Oregon, 81-79, in first round;  
Lost to Arizona State, 86-71, and Loyola, 69-67, in Far Western Regional playoff games (at Portland, Ore.)
- 1979 — Defeated Utah State, 86-67, in first round (as 7th seed in West);  
Lost to DePaul, 89-78, in second round (at Pauley Pavilion in Los Angeles)
- 1982 — Lost to Wyoming, 61-58, in first round (as 9th seed in West at Logan, Utah)
- 1985 — Lost to Illinois State, 58-55, in first round (as 8th seed in Midwest at Tulsa, Okla.)
- 1991 — Lost to Florida State, 75-72, in first round (as 2nd seed in Midwest at Louisville, Ky.)
- 1992 — Defeated Northeast Louisiana, 84-54 in first round;  
Lost to Georgia Tech, 79-78, in second round (at Milwaukee, Wis.)
- 1997 — Lost to Illinois, 90-77, in first round (as 11th seed in Southeast at Charlotte, N.C.)
- 2001 — Defeated Oklahoma St., 69-54, in first round (as 6th seed in East at Long Island, N.Y.)  
Defeated Boston College, 74-71, in second round (at Long Island, N.Y.)  
Defeated Kentucky, 80-76, in regional semifinal (at Philadelphia, Pa.)  
Lost to Duke, 79-69, in regional final (at Philadelphia, Pa.)
- 2002 — Lost to UNC-Wilmington, 93-89, in first round (as 4th seed in South at Sacramento, Calif.)
- 2007 — Defeated Arkansas, 77-60, in first round (as 5th seed in East at Spokane, Wash.)  
Defeated Texas, 87-68, in second round (at Spokane, Wash.)  
Lost to North Carolina, 74-64, in regional semifinal (at East Rutherford, N.J.)
- 2008 — Lost to Kansas State, 80-67, in first round (as 6th seed in Midwest at Omaha, Neb.)\*
- 2009 — Defeated Boston College, 72-55, in first round (as 10th seed in Midwest at Minneapolis, Minn.)  
Lost to Michigan State, 74-69, in second round (at Minneapolis, Minn.)
- 2011 — Lost to VCU, 59-46, in first round (as 11th seed in Southwest at Dayton, Ohio - First Four game)
- 2016 — Lost to Providence, 70-69, in first round (as 8th seed in East at Raleigh, N.C.)
- 2017 — Defeated Providence, 75-71, in First Four (as 11th seed in East at Dayton, Ohio)  
Defeated SMU, 66-65, in first round (Tulsa, Okla.)  
Lost to Baylor, 84-78, in second round (Tulsa, Okla.)
- 2021 — Defeated Drake, 72-56, in first round (Bankers Life Fieldhouse, Indianapolis, Ind.)  
Defeated Kansas, 85-51, in second round (Hinkle Fieldhouse, Indianapolis, Ind.)  
Defeated Oregon, 82-68, in West Region semifinal (Bankers Life Fieldhouse, Indianapolis, Ind.)  
Lost to Gonzaga, 85-66, in West Region final (Lucas Oil Stadium, Indianapolis, Ind.)

\* Loss in 2008 vacated due to NCAA penalty (original record: 17-21 all-time)

### National Invitation Tournament (3-5)

- 1973 — Lost to Notre Dame, 69-65, in first round (at New York, N.Y.)
- 1993 — Defeated UNLV, 90-74 in first round (at Las Vegas, Nev.);  
defeated Pepperdine (at home), 71-59; in second round;  
lost to Minnesota, 76-58, in quarterfinals (at Bloomington, Minn.)
- 1994 — Lost to Fresno State, 79-76 (at Fresno, Calif.)
- 1999 — Lost to Wyoming, 81-77 (at Laramie, Wyo.)
- 2018 — Defeated UNC Asheville, 103-98 in 2OT, in first round (Galen Center)  
Lost to Western Kentucky, 79-75, in second round (Galen Center)


### Commissioner's Conference Playoffs (2-2)

- 1974 — Defeated SMU, 82-70, in first round; defeated Bradley, 76-73 (ot), in semifinals;  
lost to Indiana, 85-60, in final (at St. Louis, Mo.)
- 1975 — Lost to Drake, 80-70, in first round (at Louisville, Ky.)

### Pacific-12 Conference Tournament (20-21)\*

- 1987 — Lost to Oregon, 51-49, in first round (at Pauley Pav. in Los Angeles)
- 1988 — Lost to California, 75-59, in first round (at Tucson, Ariz.)
- 1989 — Defeated Arizona State, 94-82, in first round;  
Lost to Stanford, 66-61, in second round (at Forum in Los Angeles)
- 1990 — Defeated Washington State, 85-68, in first round;  
Lost to Arizona, 80-57, in second round (at Tempe, Ariz.)
- 2002 — Defeated Stanford, 103-78, in first round; Defeated Oregon, 89-78, in semifinals;  
Lost to Arizona, 81-71, in final (at Staples Center in Los Angeles)
- 2003 — Defeated Stanford, 79-74, in first round; Defeated California, 79-62, in semifinals;  
Lost to Oregon, 74-66, in final (at Staples Center in Los Angeles)
- 2004 — Lost to Arizona, 79-76, in first round (at Staples Center in Los Angeles)
- 2006 — Lost to California, 82-67, in first round (at Staples Center in Los Angeles)
- 2007 — Defeated Stanford, 83-79 (OT), in first round;  
Defeated Washington State, 70-61, in semifinals;  
Lost to Oregon, 81-57, in finals (at Staples Center in Los Angeles)
- 2008 — Defeated Arizona State, 59-55\*, in first round;  
Lost to UCLA, 57-54, in semifinals (at Staples Center in Los Angeles)
- 2009 — Defeated California, 79-75, in first round;  
Defeated UCLA, 65-55, in semifinals;  
Defeated Arizona State, 66-63, in finals (at Staples Center in Los Angeles)
- 2011 — Defeated California, 70-56, in first round;  
Lost to Arizona, 67-62 in semifinals (at Staples Center in Los Angeles)
- 2012 — Lost to UCLA, 55-40, in first round (at Staples Center in Los Angeles)
- 2013 — Lost to Utah, 69-66, in first round (MGM Grand Arena in Las Vegas, Nev.)
- 2014 — Lost to Colorado, 59-56, in first round (MGM Grand Arena in Las Vegas, Nev.)
- 2015 — Defeated Arizona State, 67-64, in first round (MGM Grand Arena in Las Vegas, Nev.)  
Lost to UCLA, 96-70, in quarterfinals
- 2016 — Defeated UCLA, 95-71, in first round (MGM Grand Arena in Las Vegas, Nev.)  
Lost to Utah, 80-72, in quarterfinals
- 2017 — Defeated Washington, 78-73, in first round (T-Mobile Arena in Las Vegas, Nev.)  
Lost to UCLA, 76-74, in quarterfinals
- 2018 — Defeated Oregon State, 61-48, in first round (T-Mobile Arena in Las Vegas, Nev.)  
Defeated Oregon, 74-54, in semifinals;  
Lost to Arizona, 75-61, in finals
- 2019 — Defeated Arizona, 78-65, in first round (T-Mobile Arena in Las Vegas, Nev.)  
Lost to Washington, 78-75, in quarterfinals
- 2021 — Defeated Utah, 91-85 (2OT), in first round (T-Mobile Arena in Las Vegas, Nev.)  
Lost to Colorado, 72-70, in second round (T-Mobile Arena in Las Vegas, Nev.)
- 2022 — Defeated Washington, 65-61, in quarterfinals (T-Mobile Arena in Las Vegas, Nev.)  
Lost to UCLA, 69-59, in semifinals (T-Mobile Arena in Las Vegas)

\* Win in 2008 Pac-10 Tournament vacated due to NCAA penalty (original record: 21-21 all-time)



**SAM CLANCY, BRANDON GRANVILLE AND DAVID BLUTHENTHAL LEAD USC TO THE 2001 NCAA ELITE 8**



**ROBERT PACK**





## “Joshua Morgan settling into USC role after transfer from Long Beach State”

Adam Grosbard, Los Angeles Daily News (December 11, 2021)

LOS ANGELES — When Joshua Morgan first transferred to USC, he knew he was going to need a full year to adjust to a different level of basketball.

He had just won Big West Defensive Player of the Year as a freshman at Long Beach State, but wanted to rebuild his 6-foot-11 frame and prepare for different competition.

So he played sparingly last season, in games at least. But he practiced every day against current teammates Isaiah Mobley and Chevez Goodwin, as well as Evan Mobley, the third pick in June’s NBA draft.

Consider it the basketball equivalent of swinging a baseball bat with a weighted donut before going into game action.

“Towards the end of the year, you could tell he was figuring out how to guard athletic big men,” head coach Andy Enfield said with a knowing smile.

Having gone from 195 pounds as a freshman to 220 this season, Morgan has carved out a role as a defensive big man off the bench for USC. The redshirt sophomore leads the team with 1.4 blocks while adding 3.9 rebounds in 15.8 minutes per game.

There was a little adjustment at the beginning of the season after playing only 17 minutes last year. Offensively, his game was ready, making seven of his first 10 shots in the first three games. But defensively, his timing was off and run-of-the-mill blocks were instead fouls.

But by the time he got to Game 5, the opener of the Wooden Legacy against Saint Joseph’s, Morgan had found himself again with 13 points, six rebounds and two blocks. He’s blocked shots in the past six games, and in the past four he hasn’t been called for more than two fouls in a contest.

“As it’s come now, I feel like I’m more laid back, calm and a natural approach to the game,” Morgan said. “After the Wooden Legacy game, I feel like I just got not sped up anymore and just playing my normal brand of basketball.”

For Morgan, there will be familiar faces in both sets of jerseys when USC (9-0) faces Long Beach State (3-6) on Sunday at the Galen Center.

Morgan will be one of the first guys off the bench for the Trojans. But there are still eight players on the LBSU roster whom Morgan played alongside during his freshman season at Long Beach.

Morgan didn’t go too deep into detail about his decision to transfer from LBSU, other than to say it wasn’t about the coaching staff or on-court results, adding, “I left Long Beach for a reason. If it wasn’t for that reason, I would have stayed.”

But he’s a Trojan now, and finding his place on the USC team.

“He’s always been a pretty good defender, but he’s taken that to a new level against high-level competition with his footwork and his shot blocking and how he reads the ball-screen action,” Enfield said. “We’re very happy with his development.”





## “USC Countdown: Trojans 1 of 7 unbeaten teams left in college basketball”

Matt Zemek, Microsoft Start (December 11, 2022)

The countdown continues for the USC Trojans. With 358 teams playing Division I men’s college basketball, it’s not easy to be one of the last teams left standing without a loss. Yet, one by one, the dominoes keep falling.

USC beat Eastern Kentucky on Tuesday night. Then a bunch of results on Wednesday night meant that USC was one of nine unbeaten teams left in college basketball. A total of 349 teams had lost, but not the Trojans.

Then came a loss on Thursday by unbeaten Purdue. USC was one of only eight unbeaten teams left after 350 teams absorbed at least one defeat.

Saturday afternoon, unbeaten Arkansas was knocked off by Oklahoma. The Razorbacks went cold down the stretch and fell to the Sooners. That means 351 down, seven left.

USC is one of the magnificent seven. The Trojans are joined by LSU, Iowa State, San Francisco, Colorado State, Arizona, and Baylor.

Later on Saturday, LSU faces Georgia Tech. Arizona meets Illinois. On Sunday, Baylor goes up against Villanova.

This list could shrink even more. USC fans will certainly be watching the parade of college hoops showdowns on the weekend before Lincoln Riley crushes it on the recruiting trail in the college football early signing period.





## “USC hoops moves into top 10 of AP poll for second time in 30 years”

Shotgun Spratling, 247Sports (December 13, 2021)

Ten is a good number for USC basketball right now. The Trojans are 10-0 and moved into the top 10 of the Associated Press poll for just the second time in nearly 30 years.

USC jumped up six spots after there were several upsets with 11 ranked teams losing last week, including eight teams that were ahead of the Trojans. The Trojans went 2-0 on the week with double-digit but somewhat lackluster wins over Eastern Kentucky and Long Beach State.

That was reflected in USC sliding from No. 7 last week to No. 14 in the NCAA's NET rankings, which are the rankings leaned on most heavily as the NCAA Selection Committee makes decisions about the NCAA tournament entrants and seeding.

But the Trojans continued their climb in the top 25 polls, leaping up six spots in the Associated Press media poll to get in the top 10 for the first time since 2017-18 when USC was ranked No. 10 in the preseason poll and remained in the spot for two weeks before quickly falling out of the top 25 three weeks later after a rough start to the season. It was the only time the Trojans have been ranked in the top 10 since the Harold Miner 1991-92 season when USC climbed as high as No. 8.

One of seven unbeaten teams remaining at the Division I level, USC gained 300 voting points, moving up to 810 total points. The Trojans jumped Connecticut, two Texas schools (Houston and Texas) and three schools from the SEC -- Kentucky, Arkansas and Tennessee. USC is one of three Pac-12 teams in the top 10 as Arizona also moved into the top 10, climbing from No. 11 to No. 8, while UCLA remains at No. 4. No other Pac-12 teams received votes.

For the first time this season, USC was ranked by every AP college basketball voter to submit a ballot this week. It was ranked as high as No. 8 by Rick Bozich from WDRB-TV in Louisville, Ky. and Stephen Tsai of the *Honolulu Star Advertiser*. The Trojans received at least eight votes at No. 9, No. 10, No. 11 and No. 12 with No. 11 being their most common spot on ballots. Only two AP voters have the Trojans ranked outside of the top 20 -- CBS' Seth Davis and Ethan Joyce from Winston-Salem, N.C.

USC will look to continue its winning ways with the most difficult portion of its non-conference schedule coming up over the next week and a half. The Trojans host UC Irvine (5-2) at the Galen Center on Wednesday. The Anteaters currently have the highest NET ranking at No. 54 of any team on the Trojans' non-conference schedule.

The Trojans then begin a two-game road trip, traveling to Phoenix to take on Georgia Tech (5-4, NET ranking of 150) and to Oklahoma City to take on Oklahoma State (6-3, NET 61). Both games are technically road games, but there should be a heavy orange-and-black contingent traveling the little over an hour south from Stillwater in OKC.



“USC men’s basketball recovering from covid-19 outbreak”

Adam Grosbard, OC Register (December 30, 2022)

USC men’s basketball had mostly avoided complications from the COVID-19 pandemic the past two seasons. A solitary case caused a brief shutdown last season, but USC was able to play 27 regular-season games and then make it through an Elite Eight run in the NCAA Tournament without further interruption.

But when COVID struck the Trojans this month, it spread quickly. No. 7 USC has been on pause for nearly two weeks, bringing the Trojans’ 12-0 season to a screeching halt.

Speaking on the phone Wednesday, head coach Andy Enfield said virtually the entire roster, minus one or two players, tested positive for COVID-19, along with several staff members. The program has a 100% vaccination rate, though, and symptoms have either been mild or nonexistent.

Enfield added that he and several staff members who had received their booster shots all tested negative despite the locker room-wide breakthrough.

“We’re not sure if the booster made a difference or not; it could just be a coincidence,” Enfield said. “But we definitely think having the vaccination and the booster shot either prevented us from getting COVID or alleviated some of the severe symptoms.”

USC had been in the process of scheduling boosters for the rest of the program when the outbreak occurred. That will still be the case once players exit quarantine.

The timing of the pause did have some advantages. When it landed on the schedule, only three games were impacted. USC was disappointed to lose the nonconference game against Oklahoma State, but this week’s postponed games against Arizona and Arizona State will be made up.

And Enfield saw a silver lining to the majority of the team testing positive at the same time: Those that caught COVID-19 won’t have to test again for 90 days.

“Which will take us through March Madness,” Enfield noted. “The benefit of having an entire team have it at once is this will be our only pause due to COVID in our program.”

Enfield has been out on the road watching high school tournaments during his downtime. But he expects most of the roster to return to practice Saturday or Sunday, with every player available by Monday as USC begins to prepare for its road trip to play Cal on Thursday night and Stanford on Saturday night.

The first few days of practice will be a mini-training camp, of sorts. In addition to conditioning, Enfield noticed the team had lost track of some of its principles in its last couple of games before the pause, so this will be an opportunity to revisit.

While there have been benefits to USC from this whole situation, but Enfield knows it hasn’t been easy on his players, many of whom weren’t allowed to see family and friends during the holidays due to testing positive.

“It was rough from an isolation time because of the holidays and seeing their families,” Enfield said. “Everyone’s watching a lot of Netflix and Apple TV and a lot of series and movies that were probably on their to-do list and now was a good time to do it.”





## “Whicker: Unbeaten USC basketball still looking for its spotlight dance”

Mark Whicker, OC Register (January 3, 2022)

As soon as people started wondering whether they should go see these seventh-ranked Trojans play basketball, they couldn't.

As soon as USC was ready to accept the laurels and hearty handshakes for its run to the regional finals of the 2021 NCAA Tournament, the world rushed by to watch UCLA in the Final Four the following week.

As soon as they got all the celebrating students off the Galen Center court on the night Jonah Matthews hit the 3-point shot with one second left that sunk UCLA, all you heard was the crash of the rest of the 2020 season.

Such is life. The Trojans have played gleaming basketball, especially over the past two seasons and two months, but they're never the bright shiny object.

You can win a few bar bets by asking how many USC players are in today's NBA. The correct answer is 10, seven of whom were recruited by Coach Andy Enfield, in the midst of his ninth season.

These particular Trojans are 12-0. They held San Diego State to 32.1 percent shooting and won by 15. They're holding their opponents to 60 points per game. Even without Evan Mobley, the No. 3 pick in the NBA draft and a Rookie of the Year possibility for the Cleveland Cavaliers, they play the same hassling defense. They might be deeper and more versatile offensively.

But, at the moment, they aren't scheduled to play at home again until Jan. 13, when Oregon State visits. Given health and luck, the Trojans will play UCLA at Galen on Feb. 12 and at Pauley Pavilion on March 5. Those promise to be the most special rivalry nights since O.J. Mayo and Taj Gibson took on Kevin Love, Russell Westbrook and Darren Collison 14 seasons ago.

If the Trojans hold UCLA to one point fewer than the football team did (62), they'll have a good shot.

But if you want to go double-or-nothing on that bar bet, USC has a four-game win streak over UCLA and hasn't lost to the Bruins in regulation since 2018.

“When you lose Evan and Tahj (Eaddy), there's an adjustment to go through, but the advantage we had was big-game experience,” Enfield said. “Our guys are accustomed to winning. We brought in (transfer) Boogie Ellis and four talented freshmen, and we already had a foundation. We had the toughness on the defensive end. It's been fun to see us develop.”

USC has generally had better players than teams over the years. There's no telling how far Harold Miner's 1992 team could have gone, if not for James Forrest's prayer shot for Georgia Tech in the second round of the NAAs. No such players were around when Enfield showed up, from Florida Gulf Coast.

He had earned attention for two NCAA Tournament upsets and a high pace that created dunks, which in turn created ESPN highlights, which in turn caught the eye of USC athletic director Pat Haden.

Enfield turned out to be far more traditional than people thought. He took lumps for two years while he was planting recruiting seeds. The 2015 team got to the NAAs with Jordan McLaughlin, Chimezie Metu and Bennie Boatwright, and in 2016 the Trojans won two tournament games.

“That group had faith in what we were trying to do,” Enfield said. “Those guys will always be a big part of this.”



Except for a backward step in 2019 and an NCAA snub in 2018, this has been the longest stretch of sunshine for USC hoops since at least the mid-70s. Among “power conference” teams, only Baylor and Kansas have won more games over the past two seasons than USC.

“I was intrigued by this job because it was a chance to recruit and win at a university with a national brand,” Enfield said. “I don’t think there’s any question that Los Angeles is the No. 1 basketball city in the country, when you look at all the levels, the good mid-major teams, UCLA and ourselves, the pro teams and the AAU scene. And it’s the best place we’ve ever lived.”

Enfield also unlocked the transfer portal, particularly with Drew Peterson and Chevez Goodwin, the big-hearted power forward who previously attended Charleston and Wofford. Goodwin was named the Pac-12 Player of the Week last month, and he and Isaiah Mobley make the lane impassable for second-half low-post scorers.

The years fly. Only Oregon’s Dana Altman has been coaching in the Pac-12 longer than Enfield. On Dec 17, Athletic Director Mike Bohn announced he had signed Enfield to a contract extension that runs through 2025-26.

By then, who knows how many football coaches will have come and gone during Enfield’s time? The current number, counting the “interims,” is six.

Overlooked is better than overrated.





## “USC men’s basketball looks to recapture momentum after COVID-19 pause”

Adam Grosbard, Los Angeles Daily News (January 5, 2022)

LOS ANGELES — Any joy or relief from the return to the norm, the return to the Galen Center practice court after weeks of quarantine, was quickly overshadowed by a bit of reality for the USC men’s basketball team.

A locker room-wide COVID-19 outbreak had limited most players to their apartments for 10 days. And the Trojans’ conditioning and timing were not where you’d expect them to be midseason.

“That was rough,” head coach Andy Enfield said. “Trying to make shots when they were winded just wasn’t happening.”

“I got through it,” guard Max Agbonkpolo added.

But after a nearly three-week gap in between games, the seventh-ranked Trojans will be back on the court on Thursday at Cal to try to extend their 12-0 start to the season.

Agbonkpolo was Patient 0 for USC, a fact his teammates have teased him about. He received the call with the positive test result the morning before USC flew to Phoenix to play Georgia Tech.

“I woke up to the phone call,” Agbonkpolo said. “I was in complete silence when the doctor told me. I was like, ‘This is a dream.’ I thought I was still sleeping.”

So he was confined to his bedroom in his apartment as USC beat Georgia Tech. But soon more positives popped up for the Trojans. The team shut down, and Agbonkpolo was joined in quarantine by roommates Isaiah Mobley and Ethan Anderson.

The trio resorted to board games to pass the time, and texting teammates in a group chat. They also had a jump rope and some weights in the apartment to help maintain some level of conditioning.

“To be honest though, surprisingly, I feel almost better than I was prior,” said Mobley, a self-described “COVID veteran” after testing positive over the summer at the NBA combine. “I’ve been trying to clean up my diet. I lost a little bit of weight just from having COVID and just working and focusing more.”

While Agbonkpolo was released from quarantine in time to spend Christmas with his family, not every Trojan was so lucky.

Mobley and Anderson ordered hot chocolates on DoorDash while also getting present deliveries from their parents. Anderson’s family brought macaroni and cheese and chicken for their dinner, and Mobley took his family Christmas picture via FaceTime.

But USC was able to return to practice on New Year’s Day. After that rough first day, there was a little improvement on Sunday. After an off-day Monday, the Trojans put together what Mobley considered one of the best practices of the year.

“The coaches did a great job getting us back in shape,” Agbonkpolo said. “We had weights every day, they were running us every day, really made sure we’d be ready for this.”

But, as Enfield points out, adjusting to practice is different than adjusting to a game. And it will have been 19 days since USC played an opponent when the Trojans face a Cal team Thursday that is 9-5 this season but 9-1 at Haas Pavilion.

The Trojans started the season on a furious 12-game win streak. Now, the hope is USC didn’t lose that momentum during its dead period at the end of December.

“You always have a concern when you sit out almost three weeks,” Enfield said. “But I think our guys are experienced enough, we should be able to handle it.”





## “Is Andy Enfield beginning to follow in Scott Drew’s footsteps?”

Matt Zemek, USAToday (January 9, 2022)

USC and Baylor are the two unbeaten teams left in major college basketball. Out of 358 Division I men’s teams, the Trojans and Bears are the only ones left standing with spotless records entering the second week of January.

Baylor has a real shot at an unbeaten season. The Bears have not slowed down one bit since winning the national championship by demolishing a 31-0 Gonzaga team in the title game. They lost two NBA draft picks, Davion Mitchell and Jared Butler, but have kept chugging along. They do play in a rugged Big 12 Conference, so they will probably lose at some point, but the counterargument is that BU clearly has the best team in that conference. The Bears have already beaten Iowa State on the road and Oklahoma at home. Kansas just lost to Texas Tech. Baylor looks like the obvious favorite. If it can win at Kansas, it really could go unbeaten.

USC’s odds of going unbeaten are not as high. The Trojans will have a tough time winning all four games against UCLA and Arizona, not counting potential rematches at the Pac-12 Tournament.

Nevertheless, being one of only two unbeaten teams is certainly a publicity bonanza for the Trojans. It can only help with recruiting. It will only improve the program’s national reputation.

This invites the question: Is USC coach Andy Enfield making the same journey Baylor coach Scott Drew has made?

Let’s offer some brief background here: Drew led Baylor to the Elite Eight in 2010 and 2012, but Baylor missed the NCAA Tournament in 2011 and 2013 and suffered a 3-versus-14 upset to Georgia State in the 2015 NCAA Tournament. Baylor was knocked out in a 5-versus-12 upset in the 2016 NCAA Tournament by Yale. After that 2016 season, Drew was viewed as a coach who could not make the most of his talent.

Sound familiar? That was the knock on Andy Enfield entering the 2020-2021 season. USC would have made the 2020 NCAA Tournament before the pandemic canceled it, but the Trojans would have been a No. 9 or 10 seed, not in position to make a deep March run. Enfield certainly raised the bar for USC by making more NCAA Tournaments, much as Scott Drew did at Baylor, but like Drew, Enfield did not max out with the resources he had.

Beginning in 2017, however, Drew began to teach defense at a higher level. Baylor didn’t have superstar players, but the Bears made the Sweet 16 that year and began to develop a program in which everyone bought into a defense-first mentality. Baylor never got outworked. Effort plays regularly lifted the Bears over their opponents.

Sound familiar? This is the Enfield formula which has USC alongside Drew’s defending national champions as the only two unbeaten teams in college basketball.

Obviously, Scott Drew has reached the mountaintop, winning a national championship and turning Baylor into an annual juggernaut. Enfield is not yet there.

However, Enfield has managed to build on an Elite Eight run, something Drew wasn’t able to do a decade ago. Enfield is sustaining momentum and consolidating gains. The recruiting at USC is improving, building off Evan Mobley. Boogie Ellis was a big get in the transfer portal, and with this season going so well, a high-profile transfer — maybe two! — will consider USC for next year, keeping the Trojans in the top tier of the Pac-12.

Enfield has to make a Final Four to be considered in the same tier as Scott Drew among college basketball head coaches, but we can certainly say that Enfield is making progress. USC’s coach has certainly continued to change how he is perceived.

The next two months represent the next step in carrying this process forward.





“Has USC coach Andy Enfield found a formula for success that’s finally built to last?”

Ryan Kartje, LA Times (January 11, 2022)

The last time USC established itself as a lasting basketball power, sustaining success for more than a spare season or two at a time, its run of national relevance was unceremoniously interrupted by World War II. A month after Japan bombed Pearl Harbor, Sam Barry, the winningest basketball coach in school history, left the Trojans in January 1942 to enlist as a lieutenant commander in the U.S. Navy. He’d return to coaching five seasons later, but even Barry, a member of the National Basketball Hall of Fame, never quite recaptured his prewar success at USC.

For the next 75 years, no Trojans coach could consistently. There were strong seasons along the way, of course. Forrest Twogood, an assistant of Barry’s, coached USC to its second Final Four appearance in 1954. Behind Paul Westphal and Mo Layton, Bob Boyd’s Trojans went 24-2 in the 1970-71 season, only to be held out of the tournament by John Wooden and his 29-1 Bruins. George Raveling, Tim Floyd and Henry Bibby all had their moments, too, each winning 24 or more games once.

But none of them ever managed to maintain their winning ways long enough for USC to find its foothold. Inevitably their paths were impeded by setbacks, be it bad timing, bad luck, or even the bombing of Pearl Harbor.

“When you look at the history of USC basketball, there have been some great teams and great players and great coaches over the past 100 years,” Andy Enfield says. “But it’s been more like a rollercoaster. Lots of peaks and valleys.”

While the USC coach pondered the program’s uneven past from his office last week, his Trojans stood atop one of those peaks with plans to keep climbing. They’d parlayed an Elite Eight run last March into a scorching start; soon, they’d be 13-0, one of just two undefeated college basketball teams left in America. By the new year, USC was ranked in the top five of the AP poll for the first time since December 1974. Only Baylor, the other undefeated team left, won more over the last three seasons.

That success hadn’t always been so universally recognized. At USC, however, it earned Enfield an extension last spring through 2025-26. “He’s really established himself as an elite coach,” athletic director Mike Bohn told The Times.

“When you do it back-to-back-to-back in the time that I’ve worked with Andy, that’s extremely indicative of a program that’s on the rise.”

In his nine seasons at USC, the last two months have marked perhaps Enfield’s most impressive start yet — at the very least, it’s his most convincing proof that plans for sustained success at USC are coming to fruition. Without his top two scorers from last year’s run, including Evan Mobley, the odds-on favorite for NBA rookie of the year, the expectation was that the Trojans would take a significant step back. Instead, Enfield has USC dreaming of a deep tournament run again, even if most outside of USC’s locker room are still reluctant to believe.

“Everybody had questions,” senior forward Chevez Goodwin said. “How are they gonna fill that huge gap? They didn’t believe we could.”

When USC opened the season unranked, players said they talked hypothetically about going undefeated in nonconference play to prove those doubters wrong — only to proceed to do just that. The Trojans rolled through November and December boasting one of the nation’s top defenses, holding opponents to an effective field-goal percentage of only 40%.

They won their first dozen games, before the season came screeching to an abrupt halt.

The last three years had, in large part, been defined by sudden setbacks. USC was playing its best basketball in March 2020 when the NCAA tournament was canceled because of COVID-19. The next season, the most talented player in program history played his lone USC campaign in front of an empty arena because of COVID. And this season, just as USC was finding its stride, the program was forced to shut down amid an outbreak of the virus.



Soon after the team landed back in Los Angeles, following a win over Georgia Tech on a Dec. 18 trip to Phoenix, the majority of USC's fully vaccinated roster and staff tested positive for COVID-19. A locker room-wide outbreak spurred by the Omicron variant sent most of them into quarantine, with players confined to their respective rooms for 10 days. Two games were postponed, one was canceled. It would be 19 days before USC played again, a stretch that included a Christmas spent in isolation. The Mobleys were forced to take their Christmas photos over FaceTime, as both boys were stuck in isolation on opposite corners of the map.

For Isaiah Mobley, it was particularly unfortunate timing, even apart from having to order his Christmas hot cocoa via DoorDash. The eldest Mobley brother had just found his stride before the shutdown arrived, stepping successfully into the starring role vacated by his brother — a role few expected he'd be capable of replicating.

"We were very clear with him that if he came back for his third year in college, then he would have to be a true inside-outside player and take a high volume of threes," Enfield said of Isaiah Mobley. "He worked really hard in the offseason on his perimeter shooting, his ballhandling, his finishing in the lane."

The fruits of that labor have been unimpeachable. A more confident Mobley leads the Pac-12 in rebounds per game (9.5), while averaging 15.3 points per game, just a single point behind his brother's average from last season. He's shooting 44% from long range, with more three-point attempts already this season than all of his sophomore campaign.

"Last year, he put more pressure on himself," says point guard Ethan Anderson, who lives with Mobley. "This year, he's just having fun with it. That really allows him to play freely. We're calling sets for him. He's the main focus of our offense."

But it's USC's balance that makes it particularly dangerous. Four Trojans are averaging in double figures, including Goodwin and transfer point guard Boogie Ellis, each of whom have been crucial cogs for USC on both ends. That's made replacing Evan Mobley a much more manageable task.

"All of us got so much better that we were kind of able to fill in for [Mobley] together, without it ever having to be said," Anderson said. "We all wanted bigger roles. We all were ready for our turn."

When finally USC emerged from its lengthy layoff, none of them were exactly primed and ready to pick up where they left off. Ten days away had completely thrown off their timing. Their conditioning slipped. Coaches spent the first few days on skills and drills, just to refresh the players' muscle memory.

"It was so bad," Eric Mobley, Isaiah's father and USC's assistant, said with a laugh.

But the timing gradually came back, as USC quickly shook off the rust on the road at California, beating the Bears handily in Berkeley, 77-63. Mobley scored 19, dominating down the stretch. And USC soared up the AP poll, into the top five, as if its smooth return had suddenly calmed voters' nerves.

It was only a matter of time, of course, before more doubts would arise. Five days later, in Palo Alto, Stanford would catch fire from the field, just as USC went cold, hitting only 29% from three-point range and 65% of its free throws. Even as Mobley came alive after halftime, scoring 13 in the second half, USC couldn't withstand a late push from the Cardinal. Its undefeated streak ended in a 75-69 afternoon defeat to Stanford, its first loss in the state of California since Feb. 28, 2019.

What comes next, as USC returns home after its first loss to face Oregon and Oregon State, will say a lot about the direction the Trojans plan to take from here.

But after all the adversity of the last three seasons, after the Elite Eight run and the 13-0 start, there's confidence within USC's program that Enfield has settled into a formula for success that's finally built to last.

"The culture we set here, we know that this method works," Anderson said. "We know Coach [Chris] Capko's [defensive] scheme, Coach Andy's offense, we know they work. We know that the plays work. We know if we execute them, we're going to win. When we don't shoot ourselves in the foot, we're going to be hard to beat. One through eight, I just don't believe there's too many teams in the country better than us."





“USC’s Chevez Goodwin says his development is ‘like a rose that grew out the concrete’ ”  
Luca Evans, LA Times (January 17, 2022)

He wanted to make them all mad.

When he was younger, USC big man Chevez Goodwin would fixate on the mothers of opposing players cheering from the stands. It would eat at him. He would try to shut them down — shut down the affection.

Goodwin’s mother, Ronee, died of breast cancer when he was 3. His father, Charles, was there for him every step of the way but was reserved.

“I never had a person who was cheering for me,” Goodwin said. “I took that to heart.”

Standing in a hallway at Galen Center, he glances out at the rows of empty seats. He wishes Ronee could see him play here. See him bloom as the second-leading scorer for No. 5 USC (14-2, 4-2 Pac-12 Conference) after years of switching schools and working from the ground up, feeling as if it were him against the world.

Goodwin sometimes adds an emoji of a rose to captions on Instagram posts because he likes to think he’s Ronee’s rose.

“I had an unpredictable journey to get where I’m at,” Goodwin said, “like a rose that grew out the concrete.”

Goodwin’s last name ringing over the PA sends a buzz through Galen Center.

The 6-foot-9 forward has emerged as perhaps the biggest surprise of the Trojans’ electrifying season, ranking second on the team in scoring (13 points per game) and rebounding (7.1 per game) and second in the Pac-12 in field-goal percentage (63.6). He dominates the paint with a variety of power moves and finesse hooks, bringing a combination of passion and intelligence that has endeared him to teammates and coaches.

“He’s become just a complete basketball player at that position,” coach Andy Enfield said. “We’re very proud of him.”

It’s a far cry from the Goodwin of four years ago, a redshirt transfer at Wofford.

A player known for his energy was stationary on the sidelines. Practices blended into one another before his eyes. Goodwin was losing himself.

After a banner career at Hammond High in Columbia, S.C., Goodwin jumped into a commitment at the College of Charleston. He played in every game his freshman season but averaged just 2.3 points in bite-size minutes.

Hoping for more opportunity, he transferred. Wofford, a school in Spartanburg, S.C., of less than 2,000 not known for its athletics, was his only offer. Chatter was circling in Columbia that Goodwin had flamed out.

“Everyone had written me off,” Goodwin said. “Everybody was like, ‘Oh, this kid’s done.’ ”

Goodwin has always loved playing on the road. Hearing doubters fuels him.

But at Wofford, he had to sit out and hear the outside noise for a season. He hit a “dark point,” Goodwin said, in more ways than one.

::



The childhood memories Goodwin has of his mother are fleeting, here and there, tiny sparks in his memory he never wants to let die.

As time has gone on, he has heard stories about Ronee — a social worker who helped to care for the institutionalized at prisons and mental hospitals — that only make him wish he could have known her better.

In that redshirt season at Wofford, he felt her void in his life more than ever before. That same year, within a month of one another, his aunt and his grandmother on his mother's side died too.

He would shuttle from school to home to a funeral and then back to school. He would try to still focus on homework with no outlet in basketball to express his emotions.

"I'm by myself out here trying to deal with those emotions of losing my grandma and my aunt, who were both close to me, and not having my mom," Goodwin said. "It was really rough. ... It was probably the toughest time in my life."

Goodwin didn't share the details of that period with many people. But slowly, things got better, particularly as he grew closer with Wofford teammates Storm Murphy, Keve Aluma and Tray Hollowell. The four, who all entered the program the same year, soon became inseparable.

"If I didn't have those guys there, I probably don't know where I'd be," Goodwin said.

He knew he wasn't the tallest big man or even the quickest. But Goodwin always kept his motor running. He would study film, learning the right spots as a defender and how to score without always having the ball in his hands. Over two seasons at Wofford, Goodwin grew from a backup big man to a key starter, averaging 11.9 points and 6.2 rebounds per game in his final season.

This time, when he decided to transfer again, USC came calling within the first 30 minutes.

After scoring 23 points to help lead the Trojans to a tough come-from-behind win over UC Irvine on Dec. 15, Goodwin bared his soul in a postgame news conference.

"Being a kid from the East Coast, coming all the way over here, that's a big risk in general," Goodwin said that night. "I'm betting everything on myself each and every day I'm out here."

When he transferred to USC, Goodwin knew he would have to start from scratch. He also knew that Evan Mobley, a future NBA lottery pick "blessed by God," as Goodwin put it, would be joining his brother Isaiah in an already-crowded Trojans frontcourt.

"That didn't discourage me at all," Goodwin said. "It was a challenge I needed because I wanted to see what NBA size looks like day in and day out."

He worked himself into a key bench role on a Trojans team that advanced to the Elite Eight. During the offseason, he spent hours upon hours in the gym.

"I watched him all summer, going to different guys, driving all the way to Irvine to get work," Isaiah said Dec. 15.

A new-and-improved Goodwin has thrived after stepping into a starting role for USC this season. NBA scouts are watching his leaner physique and improved footwork, and Goodwin is hoping to enter his name in the draft after the season. For now, he's trying to keep his head down.

Ronee's rose is just trying to make his mother proud.

"I know she's happy with me, what I'm doing," Goodwin said. "I just really miss her a lot."





“Hornery and Dixon-Waters shine off the bench in USC’s win over Pacific”  
Lawrence Dow, Annenberg Media, February 9, 2022

The No. 21 ranked Trojans won a hard-fought contest at Galen Center on Tuesday, beating the Pacific Tigers 74-68. Following USC’s tough loss Saturday to the No. 4 Arizona Wildcats, the Trojans looked uninspired and unsettled on offense to start the game but relied on their bench to help pick up the slack.

The Trojans were missing star junior forward Isaiah Mobley, who was out due to a nose fracture. Mobley’s spacing, scoring and passing were sorely missed on the offensive end.

The Trojans needed a strong performance from their starters to offset Mobley’s absence, but the starters were ice-cold in the first half, shooting a dismal 6-of-22 from the field.

“I thought they were very hesitant,” USC head coach Andy Enfield said. “Some guys were hesitant to shoot the open three, some guys were penetrating and just their decision-making, whether shooting off-balance or passing the ball to the wrong team.”

In a game that seemed destined for disaster early, the Trojans couldn’t buy a bucket from 3-point range to start the game, missing their first nine 3-point attempts. With a little over 14 minutes remaining in the game, the Trojans were facing a double-digit deficit and needed a spark.

Enfield called an unfamiliar name to the court: freshman forward Harrison Hornery.

“Harrison is an outstanding basketball player, we know that,” Enfield said. “When we were down 17 and our starters weren’t making shots, we had to go change it up.”

Hornery was exactly what the Trojans needed coming into the game and sank his first triple with 11:28 left. After his three, the floodgates seemingly opened up for the Trojans, who finished the game making six of their last eight from three after shooting 0-for-7 in the first half.

Hornery was not fazed by the moment, and his teammates did not seem surprised at how well the freshman conducted himself.

“Obviously missing Isaiah as a four-man, Harry really stepping up,” said junior guard Drew Peterson, who led the team in assists with eight. “You know what’s awesome about playing with [Hornery], he’s such a high IQ player, takes away shots and makes the right decisions. And he was open and shot it, and 3-of-4 tonight — that’s really impressive.”

Hornery’s shot-making proved vital for USC. After he entered, USC embarked on a 44-27 run to close out the game.

“I knew I could come in and shoot the ball and we really needed it,” Hornery said. “Coming in, making those shots and getting us on a run, I was comfortable out there. I was playing with a bunch of veterans.”

Hornery led a bench unit that played superbly, outscoring the Tiger bench 29-9 and ensuring USC would avoid the upset. Freshman guard Reese Dixon-Waters also played big off the bench, scoring nine points and, most crucially, bucking the Trojan trend of poor free-throw shooting, going 6-of-6 from the free-throw line.

The Trojans were happy with the uneven victory, but they know they’ll have to be at their best with a huge game on the horizon Saturday at 7 p.m. against crosstown archrival No. 12 UCLA at Galen Center.

“Everybody knows what this game means. It’s a rivalry game at home,” Enfield said. “Two ranked basketball teams in the city of Los Angeles, and it’ll be a fun atmosphere. We’re looking forward to it.”





## “Ellis hits jumper to lift No. 17 USC past Washington State men”

Joe Reedy, The Seattle Times (February 20, 2022)

LOS ANGELES (AP) — Boogie Ellis hit a 16-foot jumper from the foul line with 0.2 seconds left to give No. 17 Southern California a 62-60 comeback victory over Washington State on Sunday.

Washington State had a 60-57 advantage before USC scored the final five points for its fourth straight victory. Max Agbonkpolo hit a 3-pointer to tie it with 2:15 remaining.

“It was surreal. It’s my first big moment wearing a Trojan uniform,” said Ellis, a San Diego native who transferred from Memphis last summer. “Coach called a timeout and drew up the play. I was able to iso and pull up on the smaller guard.”

Ellis scored 21 points, with six coming in the final five minutes. Drew Peterson added 17 points for the Trojans (23-4, 12-4 Pac-12), who are off to their best start since 1974.

The Cougars (14-12, 7-8) lost their fifth straight despite going 15 of 31 on 3-pointers. Tyrell Roberts had 16 points, including four 3-pointers, and Noah Williams added 14.

Washington State had a final chance after Ellis’ jumper, but the inbound pass was intercepted by Joshua Morgan at the buzzer. In contrast to the prowess beyond the arc, the Cougars were 5 of 32 on 2-pointers.

Washington State also pulled down 16 offensive rebounds, but were outscored 12-5 in second-chance points and 18-6 in the paint.

“This is a unique boxscore,” USC coach Andy Enfield said. “Our defense was good, but some of their shotmaking was pretty darn good. They spread you out and shoot.”

The Trojans held the Cougars without a 3-pointer over the final 6:57. Enfield credited his team tightening up on its zone defense as a big reason for the comeback.

“Our defense has to carry us when we have stretches where we struggle. We challenged their shooters and started playing better basketball in the second half,” he said.

The Cougars were held scoreless over the final 2:35. Roberts hit a jumper outside the paint to extend their lead to 60-57, but they missed their final three shots and six of their last seven.

“They really packed the paint and made it hard to score around the rim,” Washington State coach Kyle Smith said. “We were able to get some pretty good looks (beyond the arc). We made a number of them but we have to be able to finish more. Our 2-point field goal percentage was unbelievable.”

Washington State scored eight straight points to take a 46-38 lead with 12:33 remaining. The Cougars were still up 57-51 with five minutes remaining before the Trojans ran off six straight to tie it.

The Trojans led most of the first half. They jumped out to a 16-6 advantage five minutes into the game as Peterson led the way with seven points. But the Cougars would slowly rally back and would take a 32-28 lead into the locker room at halftime.

Washington State ended the half on a 9-2 run, including a pair of 3-pointers by Roberts. The Cougars were 9 of 17 from beyond the arc in the first half, but just 2 of 18 on 2-pointers.

OFF NIGHT



USC's Isaiah Mobley, who came into the game sixth in the Pac-12 in scoring at 14.6 points per game, had nine rebounds but only scored eight points. It is only the second time in his last 17 games that the junior forward has been held to single digits in scoring.

#### BIG PICTURE

Washington State: Ten of the Cougars' losses this season have been by five points or under. They have dropped 12 straight against the Trojans with the last win coming in 2015 at USC.

"We had to make some shots and just had poor execution against the zone late," Smith said. "I know we played hard, we battled and we made some shots, but it's kind of a wasted effort."

USC: The Trojans were 19 of 25 on free throws after struggling from the line for most of the season.



## “No. 16 Southern California outlasts Oregon St in double OT”

Gary Horowitz, AP News (February 24, 2022)

CORVALLIS, Ore. (AP) — Drew Peterson had 24 points and 10 rebounds as No. 16 Southern California extended its winning streak to five games, beating Oregon State 94-91 in double-overtime on Thursday night.

Isaiah Mobley had 19 points and 10 rebounds for the Trojans (24-4, 13-4 Pac-12).

“They’ve had a few tough breaks this year, but they’re a very good basketball team, especially when they play like they did tonight,” USC coach Andy Enfield said of Oregon State. “They showed a lot of heart. We were fortunate to grind out a double overtime victory on the road.”

Dashawn Davis scored 27 of his career-high 31 points in the second half and overtime for Oregon State (3-23, 1-15), which lost its 13th straight game. Jarod Lucas added 18 points.

“I was just playing my game, having fun,” said Davis, who missed a 3-pointer from the right corner with three seconds left in the second overtime.

He scored the Beavers’ final 19 points in regulation, converted a jumper in the lane, tying the game at 83-all with 19 seconds left in the first overtime. Dexter Akanno blocked Peterson’s potential game-winning jumper, extending the game to a second OT.

Davis hit a 3-pointer with 3.3 seconds left in regulation to tie the game at 75-all.

“I was really proud of the fact that we didn’t back down,” Oregon State coach Wayne Tinkle said. “They never doubted that we were going to pull that one out.”

USC’s edge at the foul line was key. The Trojans were 21 of 25 at the line. The Beavers went 12 of 22.

“We were short-handed a little bit (with Boogie Ellis and Isaiah White out), but our other guys stepped up and played very well,” Enfield said, adding that he’s proud of his team for 24 regular-season wins.

Davis scored on an array of jumpers and drives in his best game of the season that also included seven assists.

USC went on an 11-0 run late in the first half to extend the lead to 38-27, but Oregon State finished the half strong. Lucas made a 3-pointer, and Davis had a steal and a dunk, cutting the deficit to 40-33 at the break.

### BIG PICTURE

USC: The Pac-12 regular-season title may be out of reach for the Trojans, but a five-game winning streak and strong play down the stretch bodes well for postseason momentum. The Trojans are alone in second place in the Pac-12 following Oregon’s 68-63 win Thursday over No. 12 UCLA.

Ellis, who scored 21 points and hit the game-winning shot in the Trojans’ 62-60 win over Washington State last Sunday, did not play due to an ankle injury. White, another rotation player for USC, was out with a wrist injury.

Oregon State: The Beavers have struggled with injuries and chemistry this season after winning the 2021 Pac-12 tournament and advancing to the Elite Eight in the NCAA Tournament. Oregon State has been competitive in recent games, trailing at then-No. 3 Arizona by just two points last week before losing 83-69. The Beavers have yet to win a game in 2022.





## USC Hoops in the News

### “USC Hoops Holds Steady Position in AP Top 25”

Talia Massi, FanNation (March 1, 2022)

USC Men's basketball kept their No. 16 ranking in the latest AP Top 25 poll, following a double road-win against Oregon State and Oregon last week.

USC defeated Oregon State in double overtime on Thursday, 94-91. Drew Peterson scored 21-points and 10-rebounds; while Isaiah Mobley recorded 19 points and 10 rebounds.

The win clinched a first-round bye for the Trojans in the Pac-12 tournament for a third consecutive season.

Following a win over the Beavs, USC traveled to Eugene to take on the Oregon Ducks. Peterson had another outstanding performance scoring 20 points, eight rebounds and the game-winning three-pointer. Peterson was also named Pac-12 player of the week and Trojan of the week.

Other Pac-12 teams that graced this week's top 25, include Arizona [No. 2] and UCLA [No. 17].





## “USC’s Isaiah White juggling basketball, fatherhood and grad program”

Adam Grosbard, OC Register (March 3, 2022)

LOS ANGELES — If you’re a USC basketball fan, you probably know Isaiah White for his energetic and physical style of play and fiery displays of passion.

Last year in his first season as a Trojan, he had an instantly iconic moment in the Sweet 16 when he hit a 3-pointer and turned around to stare down the Oregon bench as USC earned its spot in the Elite Eight.

But this past fall, the typically exuberant White was dealing with a new phenomena: struggling to stay awake during film sessions.

On Sept. 18, White’s wife, Jazmine, gave birth to their second child, Xavier. His daughter, Amari, was just over a year old. The demands of two young children and the responsibilities of Division I basketball would be enough, but White was also balancing the requirements of his Master’s program in communications management.

“This was like the first time in my life where basketball, I’m not saying it wasn’t my priority, but it was like there was so much going on,” White said. “I for sure wasn’t the priority. It was rough. I can’t even explain how I got through that or how I’m getting through it now.”

There are nights when White, a sixth-year senior who transferred to USC prior to last season from Utah Valley, doesn’t get to go home to his family after practice. Sometimes he has to go to class. Other days, he has to spend hours in the library for homework and studying.

But on the days he can go home, White takes a quick shower before tending to his children, to give Jazmine a little break and time to herself after a day of parenting.

“She is a superhero. She takes on a lot of the burden when it comes to kids,” White said. “It’s very rough to have me gone while I’m playing basketball or at school while she’s at home thugging it out with the kids, two newborns. She’s an awesome mom. I couldn’t even explain to you the experiences of being tired and what we’ve gone through, but we’re tough.”

Most parents will recognize this scenario: Xavier wakes up in the middle of night and starts to cry. White and Jazmine are immediately awake as they ascertain whether they need to get up or let Xavier fall back asleep. But then the newborn’s cries wake up Amari, and she is crying. Now both parents are up and taking care of the kids.

So in those early months after Xavier’s birth, White was getting 3-5 scattered hours of sleep while training camp was ramping up.

“He was trying to do his best at times, but you could tell he was just a step slow,” USC head coach Andy Enfield, himself a father of three, said with a knowing smile. “He wasn’t at his best at times early in the season.”

As a returning starter, White was putting pressure on himself to be better than he had during USC’s Elite Eight run. But with everything going on, White soon found his back and ankles tightening up, injuries he attributes to the stress he was enduring.

“When I’m here and I’m playing basketball, I’m not really focused on basketball. I’m worried about she’s at home with two babies in L.A. by herself,” White said. “And then when I’m over there, when I’m being a dad, I’m worried, like, ‘Man, I’m not getting my workouts in that I would usually get.’”



This was the exact situation White worried about last March when he was considering whether to stay at USC for his final season of eligibility. He already knew Xavier was on the way, and was ready to start his professional basketball career without the extra responsibility of school.

But his circle, led by his father, told White to stay for one more season.

“I wasn’t going to come back. But the degree, I needed it,” White said. “You never know how long you’re going to be playing for, but a degree, especially to be able to tell my kids, I went through all of this and still got my degree, so you’re definitely getting your degree.”

A former Damien High standout, White’s parents and aunts have helped with the kids as much as they can. Their presence was part of the reason White decided to transfer closer to his Rancho Cucamonga roots, though Jazmine’s mother flies down from Utah when she can.

And the basketball side of things has begun to work itself out. White isn’t a full-time starter anymore, but he’s healthy again and contributing defense and energy off the bench.

“I’ve been on teams where I was the best player but we were not good. That was, like, horrible,” White said. “I feel like we’re [25-5]. So that’s all I’m feeling about.”

Tuesday’s game against Arizona will be White’s last at the Galen Center, but Senior Night was held before the Trojans’ win over Washington State a week ago. White came onto the court with Amari in his arms as he shook hands with his teammates and coaches. Jazmine held Xavier as the young family posed for pictures with White’s framed No. 5 jersey.

“When Amari gets older and Xavier get older and they get to look back at pictures of their dad playing basketball at a school like this, I think that’ll be cool for them and for me, to tell them what happened, what was going on,” White said. “If I could do this year over again, I’d do it the same way.”





## “USC signs basketball coach Andy Enfield to extension through 2027-28”

Adam Grosbard, BuffZone (March 9, 2022)

USC put to rest any rumors about Andy Enfield’s future Wednesday, announcing that their men’s basketball head coach had signed an extension through the 2027-28 season.

Enfield, in his ninth season at USC, had been connected through media reports to the opening at Maryland earlier this season. But USC athletic director Mike Bohn gave Enfield his second contract extension in less than a year to keep him at USC.

The new deal adds two seasons to Enfield’s previous contract. Financial terms were not disclosed.

“Andy has continued to meet and exceed every expectation we have set for him. In our three years working together, our men’s basketball program has enjoyed unprecedented success and the national landscape of college basketball has taken notice,” Bohn said in a statement. “We are excited about the trajectory of our men’s basketball program with regards to results, recruiting, and the development of the young men on our team.”

The extension was announced on the eve of the Trojans’ first game in the Pac-12 Tournament. USC is seeded third after going 25-6 overall this season, setting the USC program record for wins in a regular season.

That comes a year after Enfield won the first Pac-12 Coach of the Year Award for a USC coach since 1992 and took USC to its first NCAA Tournament Elite Eight since 2001 and second in 67 years. From that team, forward Evan Mobley went No. 3 overall in the NBA Draft to the Cleveland Cavaliers while assistant Jason Hart was named head coach of the G-League Ignite.

For that effort, Enfield received a contract extension through the 2025-26 season.

USC is currently ranked No. 21 by the Associated Press after climbing as high as No. 5 in the polls for the first time in 48 years.

“My family and I are very happy to be part of the Trojan Family. I feel great about the future of USC basketball in the Pac-12 and nationally,” Enfield said in a statement. “I want to thank President Carol Folt, Mike Bohn, Brandon Sosna and Paul Perrier for their support. Their impact on our program has been significant. I also want to acknowledge how fortunate I am to be surrounded by outstanding coaches and staff.”

Enfield came to USC following the 2012-13 season, in which he led Florida Gulf Coast to the “Dunk City” Sweet 16 appearance that quickly became the stuff of college basketball folklore. The Trojans struggled early in his tenure as he rebuilt the program, but Enfield has accrued a 182-116 record at USC as his teams have won 20 games in six of the past seven seasons.

Enfield has spoken bullishly this season about the trajectory of the program, with the No. 6 recruiting class in the country coming in next season. And he has praised Bohn for his initiative to get more fans to games. This season USC sold out two games and averaged 4,411 fans compared to 4,110 without any sellouts in 2019-20.

“I think the trajectory of this program will continue to keep going,” Enfield said after USC’s loss to Arizona last week. “Going to the Elite Eight last year for the second time in 67 years at USC, I think people are starting to realize, ‘Hey, this is fun to go to two hours at the Galen Center.’ So we’re very appreciative and I think we can continue to build this thing and grow.”





## “USC’S Isaiah Mobley forges a path to the NBA and ignores comparisons to his brother”

Ryan Kartje, LA Times (March 10, 2022)

Over the years, as their sons grew into basketball stars, sprouting up and up and up toward seven feet, the Mobleys lived by a mantra with their two boys, who were born less than two years apart.

*Run your own race.*

Raising two competitive sons who from birth were bound to be compared, it was an essential lesson, one both Evan and Isaiah Mobley would return to often as they soared to stardom, each taking very different routes to get there. For Isaiah, it rang especially true this season as he waited on his NBA dreams while watching his younger brother, Evan, simultaneously fulfill them.

As Isaiah leads third-seeded USC against sixth-seeded Washington in the Pac-12 tournament Thursday, his younger brother remains the runaway favorite for NBA rookie of the year. Both Mobley brothers are at peace with their place in the race.

“That was always the thing,” said Nicol Mobley, their mother. “It’s not going to be the same for you. Eric is a coach. I’m a teacher. So we know that everyone learns and does things differently but can be just as successful. How you get there can be completely different. That’s what we live by.”

At its start, more than three years ago, Isaiah intended that race to be more of a sprint. He arrived at USC with five-star expectations and the weight of those stars on his shoulders. He wondered then how quickly he might get to the NBA. But a foot injury meant starting late as a freshman, and from there, Isaiah struggled just to find his footing.

He tried to will himself forward, to match output with his expectations. But Nicol reminded him again that not everyone starts fast.

“Early on, I just expected so much of myself,” recalled Mobley, who averaged just 6.2 points and 5.3 rebounds as a freshman.

It wasn’t until last March as a sophomore that Mobley seemed to settle in. His breakthrough began at this time last year, as the 6-foot-10 forward knocked down two three-pointers in a double-overtime win over Utah in the Pac-12 quarterfinals. Mobley had hit just seven from deep all season but proceeded to knock down seven of his next nine as USC rolled to the Elite Eight.

His 19 points against Gonzaga would be a lone bright spot in a brutal loss that kept the Trojans out of the Final Four.

The postseason outburst earned him an invite to the NBA scouting combine, where he turned some heads as a possible second-round sleeper. Mobley ultimately decided to return to USC, knowing deep down he could use another year. This time, he had plans to apply what he learned about what it takes to reach the NBA.

The results this season have been undeniable. Mobley is averaging 14.6 points and 8.5 rebounds, both of which lead the team, but the difference was clear off the stat sheet as well.

“Him coming back and taking what he learned,” Nicol said, “it’s been a beautiful thing.”

USC coach Andy Enfield said Mobley has improved as a defender, as a passer, as a shooter. He’s gotten stronger, too, better holding his ground against big men on the block.

“He’s had a great year,” Enfield said.



The most critical stretch of that season is still ahead. With its eyes on another March run, USC needs Mobley to be at his best over the next several weeks. Scouts will be watching the Trojans' leading scorer closely.

The expectation is it'll be Mobley's last March at USC. But he won't say as much just yet. For now, he's just hoping to soak in his last few weeks, to enjoy the home stretch of a college career that has been more of a marathon than he first planned.

"I've been able to run my race," Mobley said. "I've enjoyed my journey. I think it's cool. I have no problem being a hero on my third year, trying to make another run, and then also using that experience I've learned from playing some big-time games, to not be rattled when I'm here. My journey has been pure and it's been great. I'm glad I've been through everything I went through."



“No. 21 USC holds off Washington 65-51 in Pac-12 quarters”

John Marshall, GettysburgTimes, March 11, 2022

LAS VEGAS (AP) — Southern California kept stepping out of bounds, barreling into offensive fouls and throwing the ball into the hands of Washington State's players.

On an ugly offensive night, the Trojans clamped down defensively to avoid an early exit at the Pac-12 Tournament.

Boogie Ellis scored 17 points, Isaiah Mobley made two big defensive plays late and No. 21 USC overcame a rash of turnovers to hold off Washington 65-61 Thursday night in the Pac-12 quarterfinals.

“I know it's late, but we didn't want anybody to leave the arena, so we kept it very interesting until the final buzzer,” USC coach Andy Enfield said. “Our guys played great defense in the second half. That was the key because the turnovers obviously didn't help us.”

The third-seeded Trojans (26-6) had trouble stopping Terrell Brown Jr. in the first half and fumbled the ball all night. USC shut down Brown in the second half, but the turnovers never stopped, including two in the final 33 seconds to give the Huskies a chance.

PJ Fuller hit a layup of a steal to pull Washington within and USC turnover it over again when Drew Peterson was called for an offensive foul.

That's when Mobley stepped in.

USC's 6-foot-10 junior blocked Brown on a drive to the basket and, after an official review of a ball out of bounds gave the ball to Washington, he forced Emmitt Mathews Jr. to shoot an airball by challenging a drive to the basket.

Reese Dixon-Waters hit two free throws with 6.1 seconds left to send USC into the semifinals Friday against No. 13 UCLA.

“People always say defense wins championships and we're a team that believes in that,” said Mobley, who had nine points, nine rebounds and two blocked shots. “Down the stretch, I knew I had to just step up and guard.”

Brown was limited to two points in the second half after scoring 21 in the first, but Washington (16-15) had 11 steals to keep USC within reach until the end.

The Huskies couldn't make a play on offense when they needed to, hitting one shot over the final 6:43. Washington shot 8 of 34 in the second half.

“The second half was like like being in a mud-wrestling match, going back and forth,” Washington coach Mike Hopkins said. “Had some opportunities and just didn't make enough plays.”

The Trojans stumbled into the Pac-12 Tournament, losing to No. 2 Arizona and No. 13 UCLA to close out the regular season. USC got an extra day to prepare, getting a first-round bye as the No. 4 seed while Washington pulled away in the second half for an 82-70 victory over Utah in its opener.

Brown had 22 points against the Utes and got off to a fast start in the quarterfinals with nine points in the opening five minutes. The Pac-12's leading scorer didn't let up, shooting 8 of 13 to give Washington a 39-36 halftime lead.

USC locked in on Brown in the second half, collapsing in the lane on his drives, sending the occasional trap his way on the perimeter. Brown kept trying to attack and put up several difficult shots that didn't fall as the Huskies' offense stagnated.



“He's a heck of player, just sometimes the ball goes in and sometimes it doesn't,” Hopkins said

Washington had a stretch of nearly five minutes without a field goal, yet never fell behind more than two points as the Trojans struggled with turnovers.

USC kept turning it over, including twice in the final minute, yet made just enough plays to survive.

#### BIG PICTURE

Washington was disruptive defensively and gave itself a chance. But the Huskies couldn't find a way to get Brown untracked in the second half and had the long field goal-less streak to end their trip to Las Vegas.

USC was careless with the ball all night, yet found a way to grind out a win. The Trojans will need to be much better Friday night if they're going to have a shot against rival UCLA.





“USC’s Max Agbonkpolo assuming bigger role for NCAA Tournament run”  
Adam Grosbard, OC Register (March 14, 2022)

LOS ANGELES — For nearly the entire season, the USC men’s basketball team has alternated between juniors Max Agbonkpolo and Ethan Anderson as the fifth starter. Head coach Andy Enfield felt like both deserved starter status, so they both got the nod every other game.

But at the end of the season, Enfield switched strategies. Agbonkpolo started five of the last six games, including both in the Pac-12 Tournament. And he is expected to stay in the starting lineup for Friday’s NCAA Tournament first-round game against Miami.

“It’s our biggest lineup with a lot of length and size,” Enfield said of keeping the 6-foot-9 Agbonkpolo in the starting five. “Defensively, it should be our best lineup because we have the length and size at the wing.”

USC will need Agbonkpolo’s size against the Hurricanes. Miami’s four leading scorers are all guards who play fast. Agbonkpolo is uniquely suited among the Trojans to guard the 6-foot-5 Kameron McGusty and 6-foot-7 Jordan Miller. He’ll also be asked to defend the smaller, quicker Isaiah Wong and Charlie Moore.

Though the Pac-12 hasn’t offered much experience against that type of backcourt, Agbonkpolo feels like his time defending Washington’s Terrell Brown Jr. in last week’s conference tournament quarterfinal will serve as valuable practice for Friday’s game.

“Second half, I was able to really sit down and just make him go to the rim and then don’t jump and just stay solid,” Agbonkpolo said after Monday’s practice, clutching a box of shoes that rapper YG gifted to USC’s players. “I like guarding smaller guards because if they do get to the rim I can stay up top and block them up high.”

Agbonkpolo did not have this type of role during last spring’s Elite Eight run. He never played more than 20 minutes in those games and frequently his playing time came as the result of the game no longer being in doubt.

But being a part of that experience helps as he prepares for a larger part to play against Miami.

“Last year I was definitely nervous coming into March Madness, first time,” Agbonkpolo said. “This year, I’m like calm. I know what it is now. I know we have to win. I have to take it seriously.”

A poster commemorating last year’s NCAA Tournament success – USC’s first trip to the Elite Eight in 20 years – went up on the wall of the Trojans’ practice gym on Monday. It features Enfield and eight players from the run, with Agbonkpolo pictured gearing up to shoot.

It took a year for the poster to go up, but in a way, the timing couldn’t have been better.

“Just looking at that today was like, ‘I want to go there again, even farther, Final Four, championship,’” Agbonkpolo said. “We had a good practice today.”



# 2022 NCAA DIVISION I MEN'S BASKETBALL CHAMPIONSHIP



FIRST ROUND  
MARCH 17 & 18

SECOND ROUND  
MARCH 19 & 20

SWEET 16<sup>®</sup>  
MARCH 24 & 25

ELITE 8<sup>®</sup>  
MARCH 26 & 27

NATIONAL SEMIFINALS  
APRIL 2

NATIONAL SEMIFINALS  
APRIL 2

ELITE 8<sup>®</sup>  
MARCH 26 & 27

SWEET 16<sup>®</sup>  
MARCH 24 & 25

SECOND ROUND  
MARCH 19 & 20

FIRST ROUND  
MARCH 17 & 18

## FIRST FOUR

16 Texas Southern (18-12)	12 Wyoming (25-8)	DAYTON MARCH 15-16	Wright St. (21-13) 16	Rutgers (18-13) 11
16 Texas A&M CC (23-11)	12 Indiana (20-13)		Bryant (22-9) 16	Notre Dame (22-10) 11
MW	E	S	W	

