

USC BASKETBALL HISTORY

First thoughts of USC Athletics tradition often gravitate toward the gridiron, the white sweaters of the song leaders and the Spirit of Troy, USC's indomitable marching band.

But flash to the hardwood, where the tradition is also quite storied and you can still find the same white sweaters and the same inspiring fight songs. The only thing missing is Traveler, USC's regal white horse, but he likes it better on grass anyway.

USC's men's basketball program has a long and decorated tradition in Los Angeles, the original Southern California powerhouse.

The Trojans started playing basketball in 1907 and have compiled a record of 1,459-1,042 (.583), winning 14 league championships and one conference tournament title.

By the 1920s, USC established itself as the top team in Los Angeles and won its first Pacific Coast Southern Division League title in 1928. It began a run of 10 league titles in 16 years including a string of five in a row from 1932-36.

Among the early standouts at Troy were future Hall of Famers Jack Gardner and Sam Barry. Gardner played for Barry from 1930-32 but went on to become the only coach in history to lead two schools to the Final Four twice each (Kansas State in 1948 and 1951 and Utah in 1961 and 1966). Barry is USC's all-time winningest coach.



USC and NBA great Paul Westphal

It was in this era when USC ran off a remarkable 42 consecutive wins over rival UCLA from 1932-42, by far the greatest streak in the series.

Two of the game's giants came through in the late 1940s in Tex Winter and Bill Sharman. Winter, who coached collegiately and in the pros for more than 55 years, lettered for the Trojans in 1947 and later received a bit of attention for a little offense he designed in the shape of a triangle.

Sharman was an All-American at USC as a senior in 1950 before becoming a standout player and coach in the NBA. Known as "Bullseye Bill" for his marksmanship at the foul line – a true weapon in the days when every foul resulted in a foul shot – Sharman spent 10 years with the Boston Celtics, winning four NBA titles and going to eight All-Star games. He later went on to coach the Los Angeles Lakers to their first title in 1972 and was a long-time executive with the club.

USC remained formidable during the 1950s and 1960s, the latter decade featuring Trojan stalwart John Rudometkin, whose 18.8 scoring average remains second all-time at Troy for players who played more than one season.

USC surged in the 1970s under coach Bob Boyd. In fact, Boyd led the Trojans to their greatest regular season record ever, a 24-2 mark in 1971 on a team that included the great Paul Westphal. USC won 24 games again in 1974 (featuring the talented Gus Williams) and won 20 in Boyd's final year in 1979.

Stan Morrison and George Raveling followed Boyd with Raveling returning the Trojans to prominence in the early 1990s thanks in large part to the school's all-time leading scorer, Harold Miner.



Bob Boyd and Don Carfino


Miner was named *Sports Illustrated's* Player of the Year in 1992, leading USC to a 24-6 record and a school-best No. 2 seed in the NCAA Tournament.

Former UCLA great Henry Bibby took over the USC program in 1997 and kept USC among the top teams in the West.

Included in Bibby's three NCAA Tournament teams was a breakthrough 2001 Elite Eight team, marking the Trojans' furthest foray in the Big Dance in the tournament's current format. Only eventual champion Duke was able to slow the Trojans down.

That 2001 team featured NBA draftees Brian Scalabrine, Jeff Trepagnier and Sam Clancy. The Trojans returned to the NCAAs again in 2002, but were a first-round upset victim in overtime to UNC-Wilmington.

The Trojans struggled over the next few years until Tim Floyd became the new coach for the 2005-06 season. He turned the team around immediately going 17-13 in his first season and guiding the 2006-07 Trojans to a school-record 25 wins (25-12). The 2006-07 Trojans were selected to play in the NCAA Tournament for the first time since the 2001-02 season and advanced to the Sweet 16, led by first team All-Pac-10 junior swingman Nick Young, who was then taken in the first round of the NBA draft by Washington. USC again reached the NCAA Tournament in 2007-08 with a 21-12 record behind freshman O.J. Mayo, who following the season became USC's highest-ever drafted player when he taken with the third pick in the NBA draft. The Trojans went 22-13 in 2008-09, captured their first Pac-10 Tournament title by defeating NCAA-bound California, UCLA and Arizona State, then joined them in the Big Dance where they fell in the second round to NCAA runner-up Michigan State. Following the season, DeMar DeRozan (No. 9) and Taj Gibson (No. 26) were both first-round draft picks, marking the first time in school history USC had to players selected in the first round. Further demonstration as to how far the team has risen is the fact that the Trojans are the only program with a top 16 pick in each of the last three drafts. Floyd resigned during the offseason, but the well-respected Kevin O'Neill has taken over the reigns of the Trojans' storied program and looks to keep the good times rolling.



USC's third all-time scorer and second all-time rebounder Sam Clancy



Daniel Hackett and Michael Beasley meet at center court to shake hands before the 2008 NCAA Tournament game in Omaha, Neb.

USC • History

HEAD BASKETBALL COACHES

COACH (ALMA MATER), YEARS COACHED	CONFERENCE		ALL GAMES		PCT
	W	L	W	L	
Emil Breitkreutz (USC), 1907			6	5	.545
J.S. Robson, 1911, 1913			23	10	.697
Walter Hall (USC), 1912			9	5	.643
Ralph Glaze (Dartmouth), 1915-16			8	21	.276
Motts Blair (USC), 1917, 1919			11	20	.355
Dean Cromwell (Occidental), 1918			0	2	.000
Elmer Henderson (Oberlin), 1920-21			18	6	.750
Bill Hunter (Oberlin), 1922	1	3	7	5	.583
Les Turner, 1923-27	6	22	48	36	.571
Leo Calland (USC), 1928-29	9	9	38	10	.792
Sam Barry (Lawrence), 1930-41, 1946-50	129	67	260	138	.653
Julie Bescos (USC), 1942	7	5	12	8	.600
Ernie Holbrook (USC), 1943-44	7	2	29	9	.763
Bobby Muth (USC), 1944-45	4	7	17	17	.500
Forrest Twogood (Iowa), 1951-66	111	104	252	178	.586
Bob Boyd (USC), 1967-79	107	79	216	131	.622
Stan Morrison (California), 1980-86	62	64	103	95	.520
George Raveling (Villanova), 1987-94	60	84	115	118	.494
Charlie Parker (Findlay), 1995-1996	9	18	21	28	.429
Henry Bibby (UCLA), 1996 (interim head coach)	1	8	1	8	.111
Henry Bibby (UCLA), 1997-2004	70	74	131	111	.541
Jim Saia (Chapman), 2004-05 (interim head coach)	5	13	10	15	.400
Tim Floyd (Louisiana Tech)	39	33	85	50	.630



SAM BARRY



FORREST TWOGOOD



BOB BOYD



GEORGE RAVELING


WON – LOST RECORDS

GAMES YEAR	CAPTAIN	CONFERENCE			ALL	
		W	L	FINISH	W	L
1907	Steve Melrose				6	5
1908	Steve Goode				3	3
1909	Grover Coloneus				8	3
1910	Randall Henderson				21	3
1911	Jay Goodsell				12	8
1912	Motts Blair				9	5
1913	Slim Taylor				13	2
1914	Walt Hall				5	7
1915	Art Taylor				3	6
1916	Bill Splotte				5	15
1917	Cliff Henderson				8	12
1918	Art Taylor				0	2
1919	Rowland McCormick				3	8
1920	Charley Ainley				8	2
1921	Fred Hinrichs				10	4
1922	Charley Graham	1	3	7th*	7	5
1923	Kenny White	2	6	3rd	5	12
1924	Gordon Campbell	4	4	2nd	15	4
1925	Gene Dorsey				14	4
1926	Kenny Boyer	0	6	3rd	4	8
1927	Manual Laranetta	0	6	3rd	10	8
1928	Jack Bruner	6	3	1st	22	4
1929	Lloyd Thomas	3	6	3rd	16	6
1930	Johnny Lehnrs	7	2	1st	15	5
1931	Web Caldwell	5	4	2nd	8	8
1932	Jack Gardner	8	3	1st	10	12
1933	Jerry Nemer	10	1	1st	18	5
1934	Sax Elliott	9	3	1st	16	8
1935	Joe Kelly, Ward Browning	11	1	1st	20	6
1936	Jack Hupp	8	4	1st	14	12
1937	Eddie Oram	8	4	2nd	19	6
1938	Bill Remsen	6	6	3rd	17	9
1939	Gail Goodrich	9	3	1st	20	5
1940	None	10	2	1st	20	3
1941	Jack Lippert	6	6	2nd	15	10
1942	Bob Ormsby	7	5	2nd	12	8

WON-LOST RECORDS

2009-2010 USC TROJAN BASKETBALL


YEAR	CAPTAIN	CONFERENCE			ALL GAMES	
		W	L	FINISH	W	L
1943	Ted Gossard.....	7	1	1st	23	5
1944	Dick Bailey.....	1	5	3rd	8	12
1945	Bob Graham.....	3	3	2nd	15	9
1946	Jack Nichols.....	8	4	2nd	14	7
1947	Gene Rock.....	2	10	4th	10	14
1948	Alex Hannum.....	7	5	2nd	14	10
1949	Abe Androff.....	8	4	2nd	14	10
1950	Bill Sharman.....	7	5	2nd	16	8
1951	Bob Kolf, Tom Riach.....	8	4	1st	21	6
1952	Don Underwood.....	4	8	3rd	16	14
1953	Ken Flower.....	7	5	2nd	17	5
1954	Dick Welsh.....	8	4	1st	19	14
1955	Dick Welsh, Roy Irvin.....	5	7	3rd	14	11
1956	Tony Psaltis.....	9	7	5th	14	12
1957	Danny Rogers.....	9	7	4th	16	12
1958	Jim Pugh.....	8	8	5th	12	13
1959	Bill Bloom.....	8	8	5th	15	11
1960	Bill Bloom.....	9	7	3rd	16	11
1961	Ken Stanley.....	9	3	1st	21	8
1962	Ken Stanley.....	5	7	3rd	14	11
1963	Gordon Martin.....	6	6	3rd	20	9
1964	Bill Morris.....	6	9	4th	10	16
1965	Allen Young.....	8	6	3rd	14	12
1966	John Block.....	6	8	4th	12	14
1967	Jim Marsh.....	6	8	5th	13	12
1968	Jim Marsh.....	11	3	2nd	18	8
1969	Mack Calvin.....	8	6	3rd	15	11
1970	Don Crenshaw.....	9	5	2nd	18	8
1971	Dennis Layton.....	12	2	2nd	24	2
1972	Paul Westphal, Joe Mackey.....	9	5	3rd (tie)	16	10
1973	Dan Anderson.....	9	5	2nd	18	10
1974	Dan Anderson.....	11	3	2nd	24	5
1975	Biff Burrell.....	8	6	3rd	18	8
1976	Bob Trowbridge.....	1**	13	8th	12	15
1977	Marv Safford.....	2	12	8th	6	20
1978	Paul Henderson.....	7	7	3rd (tie)	14	13
1979	Don Carfino, Steve Smith.....	14	4	2nd	20	9
1980	D. Carfino, Doug Widtfeldt, Purvis Miller.....	5	13	7th (tie)	12	15
1981	Barry Brooks, Mo Williams, Jacque Hill.....	9	9	4th	14	13
1982	Mo Williams, Jacque Hill.....	13	5	3rd	19	9
1983	Jacque Hill, James McDonald.....	11	7	5th	17	11
1984	Wayne Carlander.....	6	12	8th	11	20
1985	Wayne Carlander.....	13	5	1st (tie)	19	10
1986	Larry Friend, Troy LaMar.....	5	13	10th	11	17
1987	Derrick Dowell, Rod Keller.....	4	14	10th	9	19
1988	Dave Wiltz, Rich Grande.....	5	13	8th (tie)	7	21
1989	Rich Grande, Alan Pollard.....	2	16	10th	10	22
1990	Chris Munk, Ronnie Coleman.....	6	12	7th (tie)	12	16
1991	Robert Pack.....	10	8	3rd (tie)	19	10
1992	Duane Cooper, Rodney Chatman.....	15	3	2nd	24	6
1993	Rodney Chatman, Phil Glenn.....	9	9	5th (tie)	18	12
1994	Mark Boyd.....	9	9	7th	16	12
1995	Brandon Martin.....	4**	14	10th	9	19
1996	Brandon Martin, Tyson Reuter.....	6**	12	9th	13	17
1997	Stais Boseman, Jaha Wilson.....	12	6	2nd (tie)	17	11
1998	Gary Johnson.....	5	13	8th	9	19
1999	Elias Ayuso, Adam Spanich.....	7	11	7th (tie)	15	13
2000	Jarvis Turner.....	9	9	6th	16	14
2001	Jarvis Turner.....	11	7	4th (tied)	24	10
2002	Robert Hutchinson.....	12	6	2nd (tied)	22	10
2003	Robert Hutchinson, Kostas Charissis.....	6	12	6th (tied)	13	17
2004	Rory O'Neil.....	8	10	6th	13	15
2005	Rory O'Neil, Chris Penrose.....	5	13	10th	12	17
2006	Chris Penrose, Dwayne Shackelford.....	8	10	6th	17	13
2007	Chris Penrose, Abdoulaye N'diaye.....	11	7	3rd (tied)	25	12
2008	RouSean Cromwell, O.J. Mayo.....	11	7	3rd (tied)	21	12
2009	Taj Gibson, Daniel Hackett.....	9	9	5th (tied)	22	13



BOB ORMSBY



KEN STANLEY



LARRY FRIEND



BRANDON MARTIN

* — Pacific Coast Conference standing in 1922 and from 1956 through 1959. PCC Southern Division standing from 1923 through 1955. Athletic Association of Western Universities standing from 1960 through 1968. Pac-8 standing 1969 through 1978. Pac-10 standing from 1979.
 ** — total includes forfeits to USC.


Total Record — 1,459-1,042 (.583)
 Final PCC Record — 228-174 (.573)
 Pacific-10 Conference Record — 403-420 (.490)

USC • History

TROJANS IN POSTSEASON PLAY

NCAA Tournament (12-17)

- 1940 — Defeated Colorado, 38-32, in first round;
Lost to Kansas, 43-42, in national semifinal (at Kansas City, Mo.)
- 1954 — Defeated Idaho State, 73-59, and Santa Clara, 66-65 (2ot), in Far Western Regional (at Corvallis, Ore.);
Lost to Bradley 74-72, in national semifinal, and to Penn State, 70-61, in third place game (at Kansas City, Mo.)
- 1960 — Lost to Utah, 80-73, in District 8 playoff game (at Provo, Utah)
- 1961 — Defeated Oregon, 81-79, in first round;
Lost to Arizona State, 86-71, and Loyola, 69-67, in Far Western Regional playoff games (at Portland, Ore.)
- 1979 — Defeated Utah State, 86-67, in first round;
Lost to DePaul, 89-78, in second round (at Pauley Pavilion in Los Angeles)
- 1982 — Lost to Wyoming, 61-58, in first round (at Logan, Utah)
- 1985 — Lost to Illinois State, 58-55, in first round (at Tulsa, Okla.)
- 1991 — Lost to Florida State, 75-72, in first round (at Louisville, Ky.)
- 1992 — Defeated Northeast Louisiana, 84-54 in first round;
Lost to Georgia Tech, 79-78, in second round (at Milwaukee, Wis.)
- 1997 — Lost to Illinois, 90-77, in first round (at Charlotte, N.C.)
- 2001 — Defeated Oklahoma State, 69-54, in first round (at Long Island, N.Y.)
Defeated Boston College, 74-71, in second round (at Long Island, N.Y.)
Defeated Kentucky, 80-76, in regional semifinal (at Philadelphia, Pa.)
Lost to Duke, 79-69, in regional final (at Philadelphia, Pa.)
- 2002 — Lost to UNC-Wilmington, 93-89, in first round (at Sacramento, Calif.)
- 2007 — Defeated Arkansas, 77-60, in first round (at Spokane, Wash.)
Defeated Texas, 87-68, in second round (at Spokane, Wash.)
Lost to North Carolina, 74-64, in regional semifinal (at East Rutherford, N.J.)
- 2008 — Lost to Kansas State, 80-67, in first round (at Omaha, Neb.)
- 2009 — Defeated Boston College, 72-55, in first round (at Minneapolis, Minn.)
Lost to Michigan State, 74-69, in second round (at Minneapolis, Minn.)



SAM CLANCY, BRANDON GRANVILLE AND DAVID BLUTHENTHAL LED USC TO THE 2001 NCAA ELITE 8

National Invitation Tournament (2-4)

- 1973 — Lost to Notre Dame, 69-65, in first round (at New York, N.Y.)
- 1993 — Defeated UNLV, 90-74 in first round (at Las Vegas, Nev.);
defeated Pepperdine (at home), 71-59; in second round;
lost to Minnesota, 76-58, in quarterfinals (at Bloomington, Minn.)
- 1994 — Lost to Fresno State, 79-76 (at Fresno, Calif.)
- 1999 — Lost to Wyoming, 81-77 (at Laramie, Wyo.)

Commissioner's Conference Playoffs (2-2)

- 1974 — Defeated SMU, 82-70, in first round; defeated Bradley, 76-73 (ot), in semifinals;
lost to Indiana, 85-60, in final (at St. Louis, Mo.)
- 1975 — Lost to Drake, 80-70, in first round (at Louisville, Ky.)

Pacific-10 Conference Tournament (12-10)

- 1987 — Lost to Oregon, 51-49, in first round (at Pauley Pav. in Los Angeles)
- 1988 — Lost to California, 75-59, in first round (at Tucson, Ariz.)
- 1989 — Defeated Arizona State, 94-82, in first round;
Lost to Stanford, 66-61, in second round (at Forum in Los Angeles)
- 1990 — Defeated Washington State, 85-68, in first round;
Lost to Arizona, 80-57, in second round (at Tempe, Ariz.)
- 2002 — Defeated Stanford, 103-78, in first round; Defeated Oregon, 89-78, in semifinals;
Lost to Arizona, 81-71, in final (at Staples Center in Los Angeles)
- 2003 — Defeated Stanford, 79-74, in first round; Defeated California, 79-62, in semifinals;
Lost to Oregon, 74-66, in final (at Staples Center in Los Angeles)
- 2004 — Lost to Arizona, 79-76, in first round (at Staples Center in Los Angeles)
- 2006 — Lost to California, 82-67, in first round (at Staples Center in Los Angeles)
- 2007 — Defeated Stanford, 83-79 (OT), in first round;
Defeated Washington State, 70-61, in semifinals;
Lost to Oregon, 81-57, in finals (at Staples Center in Los Angeles)
- 2008 — Defeated Arizona State, 59-55, in first round;
Lost to UCLA, 57-54, in semifinals (at Staples Center in Los Angeles)
- 2009 — Defeated California, 79-75, in first round;
Defeated UCLA, 65-55, in semifinals;
Defeated Arizona State, 66-63, in finals (at Staples Center in Los Angeles)



ROBERT PACK

USC • History

TROJAN BASKETBALL AWARDS

The Sam Barry Most Valuable Player Award

(Donated by the Trojan Basketball
Alumni Association)

1922.....	Charley Graham
1923.....	Kenny White
1924.....	Gordon Campbell
1925.....	Kenny Boyer
1926.....	Gene Dorsey
1927.....	Red Badgro
1928.....	Jack Bruner
1929.....	Johnny Lehnars
1930.....	Jess Mortensen
1931.....	Jack Gardner
1932.....	Jerry Nemer
1933.....	Sax Elliott
1934.....	Julie Bescos
1935.....	Lee Guttero
1936.....	Jack Hupp
1937.....	Eddie Oram
1938.....	Ralph Vaughn
1939.....	Dale Sears
1940.....	Tom McGarvin
1941.....	John Luber
1942.....	Bob Ormsby
1943.....	Ted Gossard
1944.....	Dick Bailey
1945.....	Bob Graham
1946.....	Jack Nichols
1947.....	Gene Rock
1948.....	Alex Hannum
1949.....	Abe Androff
1950.....	Bill Sharman
1951.....	Tom Riach
1952.....	Bob Boyd
1953.....	Ken Flower
1954.....	Roy Irvin
1955.....	Dick Welsh
1956.....	Tony Psaltis
1957.....	Danny Rogers
1958.....	Monte Gonzales
1959.....	Johnny Werhas
1960.....	John Rudometkin
1961.....	John Rudometkin
1962.....	John Rudometkin
1963.....	Gordon Martin
1964.....	Allen Young
1965.....	John Block
1966.....	John Block
1967.....	Bill Hewitt
1968.....	Bill Hewitt
1969.....	Ernie Powell
1970.....	Ron Riley
1971.....	Ron Riley
1972.....	Ron Riley
1973.....	Clint Chapman
1974.....	Dan Anderson
1975.....	Gus Williams
1976.....	Marv Safford
1977.....	Greg White
1978.....	Cliff Robinson
1979.....	Purvis Miller
1980.....	Don Carfino
1981.....	Maurice Williams
1982.....	Dwight Anderson,
1983.....	Maurice Williams
1984.....	Wayne Carlander

1985.....	Wayne Carlander
1986.....	Larry Friend
1987.....	Derrick Dowell
1988.....	Ronnie Coleman
1989.....	Ronnie Coleman
1990.....	Ronnie Coleman
1991.....	Ronnie Coleman
1992.....	Duane Cooper
1993.....	Phil Glenn,
.....	Rodney Chatman
1994.....	Mark Boyd
1995.....	Lorenzo Orr
1996.....	Stais Boseman
1997.....	Stais Boseman,
.....	Jaha Wilson
1998.....	Gary Johnson
1999.....	Brian Scalabrino
2000.....	Brian Scalabrino
2001.....	David Bluthenthal,
.....	Sam Clancy,
.....	Brandon Granville
2002.....	Sam Clancy
2003.....	Desmon Farmer
2004.....	Desmon Farmer
2005.....	Gabe Pruitt, Nick Young
2006.....	Nick Young
2007.....	Nick Young
2008.....	O. J. Mayo
2009.....	Taj Gibson/Daniel Hackett

The Ernie Holbrook Memorial Award

(Given to the most inspirational
Trojan basketball player.

Donated by the Trojan Coaches Club)

1947.....	Fred "Tex" Winter
1948.....	Alex Hannum
1949.....	Bill Sharman
1950.....	Joe White
1951.....	Bob Kolf
1952.....	Don Underwood
1953.....	Ed Simpson
1954.....	Dick Hammer
1955.....	Dick Welsh
1956.....	Jack Lovrich
1957.....	Jim Pugh
1958.....	Jack Mount
1959.....	Jim White
1960.....	Jim White
1961.....	John Rudometkin
1962.....	Ken Stanley
1963.....	Wells Sloniger
1964.....	Dan Wier
1965.....	Bill Westphal
1966.....	Harvey Dillon
1967.....	Jim Marsh
1968.....	Mack Calvin
1969.....	Mack Calvin
1970.....	Dana Pagett
1971.....	Leroy Cobb
1972.....	Kirk Stewart
1973.....	Brian Heublein
1974.....	Bruce Clark
1975.....	Marc Palmer
1976.....	Bill Boyd
1977.....	Casey Jones
1978.....	Darryl Smith
1979.....	Darryl Smith
1980.....	Doug Widfeldt

1981.....	Dwight Anderson
1982.....	James McDonald,
.....	Tony Bryant
1983.....	Tony Bryant
1984.....	Derrick Dowell
1985.....	Derrick Dowell
1986.....	Larry Friend,
.....	Eric Gathers
1987.....	Ruben Goodsell
1988.....	Andy Olivarez
1989.....	Rich Grande
1990.....	Robert Pack
1991.....	Calvin Banks
1992.....	Rodney Chatman
1993.....	Tim Vanitvelt
1994.....	Tremayne Anchrum
1995.....	Tyson Reuter
1996.....	Jaha Wilson
1997.....	Jaha Wilson
1998.....	Jarvis Turner
1999.....	Jarvis Turner
2000.....	Jeff Trepagnier
2001.....	David Bluthenthal
2002.....	Robert Hutchinson
2003.....	Rory O'Neil
2004.....	Gregg Guenther
2005.....	Chris Penrose
2006.....	Dwayne Shackelford
2007.....	Daniel Hackett
2008.....	Daniel Hackett
2009.....	Daniel Hackett

Forrest F. Twogood Memorial Award

(Given to the best defensive player)

1973.....	Biff Burrell
1974.....	Mike Westra
1975.....	Bob Trowbridge
1976.....	Casey Jones
1977.....	Casey Jones
1978.....	Mark Hoisington
1979.....	Dean Jones
1980.....	James McDonald
1981.....	James McDonald
1982.....	James McDonald,
.....	Jacque Hill
1983.....	Jacque Hill
1984.....	Larry Friend
1985.....	Larry Friend
1986.....	Larry Friend,
.....	Rod Keller
1987.....	Ivan Harris
1988.....	Dave Wiltz
1989.....	Duane Cooper
1990.....	Chris Munk
1991.....	Calvin Banks
1992.....	Duane Cooper
1993.....	Mark Boyd
1994.....	Stais Boseman
1995.....	Stais Boseman
1996.....	Stais Boseman
1997.....	Stais Boseman
1998.....	Gary Johnson
1999.....	Elias Ayuso
2000.....	Sam Clancy
2001.....	Jeff Trepagnier
2002.....	Sam Clancy
2003.....	Derrick Craven
2009.....	Taj Gibson

Coaches Award

(Given to the most coachable player)

2006.....	Greg Gaudino
2007.....	Lodrick Stewart
2008.....	Dwight Lewis
2009.....	DeMar DeRozan

The Joe Barbato Free Throw Award

(Given to the player making
the highest percentage of free throws
for the complete season)

1952.....	Chuck Reilly
1953.....	Dick Welsh
1954.....	Dick Hammer
1955.....	Dick Welsh
1956.....	Jack Lovrich
1957.....	Ken Pearson
1958.....	Jack Mount
1959.....	Johnny Werhas
1960.....	Jerry Pimm
1961.....	John Rudometkin
1962.....	Chris Appel



STAIS BOSEMAN



TREMAZYNE ANCHRUM

- 1963..... Wells Sloniger
- 1964..... Gary Sutherland
- 1965..... Doug Bolcom
- 1966..... John Block
- 1967..... Jim Marsh
- 1968..... Jim Marsh
- 1969..... Ernie Powell
- 1970..... Dennis Layton
- 1971..... Chris Schrobilgen
- 1972..... Dan Anderson
- 1973..... Dan Anderson
- 1974..... Dan Anderson
- 1975..... Gus Williams
- 1976..... Greg White
- 1977..... Paul Henderson
- 1978..... Don Carfino
- 1979..... Maurice Williams
- 1980..... Maurice Williams
- 1981..... Maurice Williams
- 1982..... Maurice Williams
- 1983..... Wayne Carlander
- 1984..... Cedric Bailey
- 1985..... Ron Holmes
- 1986..... Tom Lewis
- 1987..... Brad Winslow
- 1988..... Chris Moore
- 1989..... Chris Moore,
..... Anthony Pendleton
- 1990..... Harold Miner
- 1991..... Harold Miner
- 1992..... Harold Miner
- 1993..... Rodney Chatman,
..... Dwayne Hackett
- 1994..... Brandon Martin
- 1995..... Brandon Martin
- 1996..... Tyson Reuter
- 1997..... David Crouse
- 1998..... Adam Spanich
- 1999..... Elias Ayuso
- 2000..... Rashad Jones
- 2001..... Brian Scalabrino
- 2002..... David Bluthenthal
- 2003..... Roydell Smiley
- 2004..... Desmon Farmer
- 2005..... Dwayne Shackelford
- 2006..... Gabe Pruitt
- 2007..... Gabe Pruitt
- 2008..... Daniel Hackett
- 2009..... Dwight Lewis

**The John Rudometkin
110% Effort Award**

(Selected by the coaches.
Donated by the Junior
Board of Directors of the Trojan Club)

- 1966..... Harvey Dillon
- 1967..... Ron Taylor
- 1968..... Vince Manning,
..... Bob Osbrink
- 1969..... Steve Jennings
- 1970..... Paul Westphal
- 1971..... Dana Pagett
- 1972..... Dan Anderson
- 1973..... Bill Boyd
- 1974..... Bill Boyd,
..... Marc Palmer
- 1975..... John Lambert
- 1976..... Steve Malovic
- 1977..... Neil Arnold
- 1978..... Neil Arnold
- 1979..... Neil Arnold
- 1980..... Doug Widtfeldt
- 1981..... Dwight Anderson
- 1982..... Wayne Carlander,
..... Tony Bryant
- 1983..... Wayne Carlander,
..... James McDonald
- 1984..... Ivan Harris

- 1985..... Wayne Carlander
- 1986..... Rod Keller
- 1987..... Rod Keller
- 1988..... Duane Cooper
- 1989..... Chris Munk
- 1990..... Calvin Banks
- 1991..... Duane Cooper
- 1992..... Yamen Sanders
- 1993..... Brandon Martin,
..... Kirk Homenick
- 1994..... Jaha Wilson
- 1995..... Tyson Reuter
- 1996..... Tyson Reuter
- 1997..... Gary Williams
- 1998..... Kevin Augustine
- 1999..... David Bluthenthal
- 2000..... Brian Scalabrino
- 2001..... David Bluthenthal
- 2002..... Derrick Craven
- 2003..... Kostas Charissis
- 2004..... Jeff McMillan
- 2005..... Rory O'Neil
- 2006..... Ryan Francis
- 2007..... Abdoulaye N'diaye
- 2008..... Taj Gibson
- 2009..... Marcus Simmons

**The Harold Jones
Memorial Award**

(Given to the most improved player)

- 1951..... Jerry Pease
- 1952..... Bob Boyd
- 1953..... Roy Irvin
- 1954..... Roy Irvin
- 1955..... Dick Welsh
- 1956..... Jack Dunne
- 1957..... Jim Sterkel
- 1958..... Jack Mount
- 1959..... Bob Hampton
- 1960..... Steve Kemp
- 1961..... Chris Appel
- 1962..... Wells Sloniger
- 1963..... Pete Hillman
- 1964..... John Zazzaro
- 1965..... Bill Westphal
- 1966..... Jim Marsh
- 1967..... Steve Jennings
- 1968..... Ron Taylor
- 1969..... Don Crenshaw
- 1970..... Chris Schrobilgen
- 1971..... Monroe Nash
- 1972..... Mike Westra
- 1973..... Gus Williams
- 1974..... Gus Williams
- 1975..... Steve Malovic
- 1976..... Cleve Porter
- 1977..... Mark Hoisington
- 1978..... Purvis Miller
- 1979..... Doug Widtfeldt
- 1980..... Jacque Hill
- 1981..... Barry Brooks
- 1982..... Ken Johnson,
..... Clayton Olivier
- 1982..... Cedric Bailey
- 1983..... Clayton Olivier,
..... Cedric Bailey
- 1984..... Rod Keller
- 1985..... The USC Team
- 1986..... Eric Gathers,
..... Rod Keller
- 1987..... Chris Munk
- 1988..... Ronnie Coleman
- 1989..... Alan Pollard
- 1990..... Rodney Chatman
- 1991..... Duane Cooper
- 1992..... Phil Glenn,
..... Lorenzo Orr
- 1993..... Tremayne Anchrum

- 1994..... Damaine Powell,
..... Avondre Jones
- 1995..... Jaha Wilson
- 1996..... David Crouse
- 1997..... David Crouse
- 1998..... Shannon Swillis
- 1999..... Jeff Trepagnier
- 2000..... David Bluthenthal
- 2001..... Luke Minor,
..... Jeff Trepagnier
- 2002..... Rory O'Neil
- 2003..... Nick Curtis
- 2009... DeMar DeRozan/Nikola Vucevic

**Dr. James H. Zumberge
Academic Award**

(Given to team member with
highest grade point average)

- 1993..... John Masdea
- 1994..... John Masdea
- 1995..... Michael Wolfe
- 1996..... Brandon Martin
- 1997..... not given
- 1998..... not given
- 1999..... Brandon Granville
- 2000..... Brandon Granville
- 2001..... Brandon Granville
- 2002..... Brandon Granville
- 2003..... Rory O'Neil
- 2004..... Rory O'Neil
- 2005..... Rory O'Neil
- 2006..... Reed Doucette
- 2007..... Reed Doucette
- 2008..... Keith Wilkinson
- 2009..... Keith Wilkinson

**The Herbert L. Greer
Memorial Award**

(Given to player with highest scoring average)

- 1992..... Harold Miner
- 1993..... Phil Glenn
- 1994..... Lorenzo Orr
- 1995..... Lorenzo Orr
- 1996..... Stais Boseman
(Given to the best newcomer)
- 1997..... Rodrick Rhodes
- 1998..... Greg Lakey
- 1999..... Sam Clancy
- 2000..... Kostas Charissis
- 2001..... Desmon Farmer
- 2002..... Errick Craven
- 2003..... Roydell Smiley
- 2004..... Jeff McMillan


**The Tom Kimmel
Memorial Award**

(The sixth man award)


- 1997..... Jaha Wilson
- 1998..... Jeff Trepagnier
- 1999..... Adam Spanich
- 2000..... Jarvis Turner
- 2001..... Jarvis Turner
- 2002..... Desmon Farmer
- 2003..... Roydell Smiley
- 2004..... Lodrick Stewart
- 2005..... Gregg Guenther
- 2006..... Sead Odzic
- 2007..... Dwight Lewis
- 2008..... Angelo Johnson
- 2009..... Leonard Washington

Top Rebounder Award


- 2009..... Taj Gibson



JACQUE HILL



JARVIS TURNER



ELIAS AYUSO

USC • History

TROJAN HONOREES

All-America Players

As selected by the Helms Athletic Foundation, Colliers, USBW, AP, UPI, INS, Taylor-Converse and The Sporting News

1930.....	Johnny Lehnrs, g
1930.....	Jess Mortensen, c
1933.....	Jerry Nemer, f
1934.....	Lee Guttero, c
1935.....	Lee Guttero, c
1937.....	Eddie Oram, g
1940.....	Ralph Vaughn, f
1943.....	Gene Rock, f
1950.....	Bill Sharman, f
1953.....	Ken Flower, g (2nd)
1954.....	Roy Irvin, c (3rd)
1961.....	John Rudometkin, c
1962.....	John Rudometkin, c
.....	Chris Appel, g (2nd)
1966.....	John Block*, c
1968.....	Bill Hewitt*, f
1971.....	Dennis Layton*, g
1972.....	Paul Westphal*, g
1974.....	Dan Anderson*, g
1975.....	Gus Williams, g
1982.....	Dwight Anderson, g (hon. men.)
1983.....	Jacque Hill, g (hon. men.)
1984.....	Wayne Carlander, f (hon. men.)
1985.....	Wayne Carlander, f (hon. men.)
1987.....	Derrick Dowell, f (hon. men.)
1990.....	Harold Miner, g (hon. men.)
1991.....	Harold Miner, g (hon. men.)
1992.....	Harold Miner, g (1st)
2002.....	Sam Clancy, f (2nd)

* 36-man Helms Athletic Foundation squad

'Sports Illustrated' National Player of the Year

1992.....	Harold Miner
-----------	--------------

Pacific-10 Conference Player of the Year

As selected by the Pac-10 coaches

1985.....	Wayne Carlander
1992.....	Harold Miner
2002.....	Sam Clancy

All-Pacific-10 Conference

As selected by the Pac-10 coaches

1960.....	John Werhas, f (2nd)
.....	Jerry Pimm, g (2nd)
1961.....	John Rudometkin, c (1st)
.....	Chris Appel, g (1st)
1962.....	John Rudometkin, c (1st)
.....	Chris Appel, g (1st)
1963.....	Gordon Martin, c (1st)
.....	Wells Sloniger, g (2nd)
1964.....	Allen Young, f (1st)
.....	Doug Bolcom, g (2nd)
1965.....	John Block, c (1st)
.....	Allen Young, f (2nd)
1966.....	John Block, c (1st)
1967.....	Bill Hewitt, c (1st)

1968.....	Bill Hewitt, f (1st)
1969.....	Mack Calvin, g (1st)
1970.....	Paul Westphal, g (1st)
1971.....	Paul Westphal, g (1st)
.....	Ron Riley, f (1st)
.....	Dennis Layton, g (2nd)
1972.....	Ron Riley, g (1st)
.....	Joe Mackey, f (2nd)
.....	Paul Westphal, g (2nd)
1973.....	Dan Anderson, g (2nd)
.....	Clint Chapman, f (2nd)
1974.....	Dan Anderson, g (1st)
.....	Gus Williams, g (2nd)
1975.....	Gus Williams, g (1st)
1976.....	Marv Safford, g (2nd)
1978.....	Cliff Robinson, c (1st)
.....	Don Carfino, g (2nd)
1979.....	Cliff Robinson, c (1st)
.....	Purvis Miller, f (2nd)
1980.....	Don Carfino, g (1st)
.....	Purvis Miller, f (hon. men.)
1981.....	Maurice Williams, f (1st)
1982.....	Dwight Anderson, g (1st)
.....	Maurice Williams, f (1st)
1983.....	Jacque Hill, g (1st)
1984.....	Wayne Carlander, f (1st)
1985.....	Wayne Carlander, f (1st)
1986.....	Derrick Dowell, f (1st)
1987.....	Derrick Dowell, f (1st)
1990.....	Harold Miner, g

1991.....	Harold Miner, g
.....	Ronnie Coleman, f
1992.....	Harold Miner, g
.....	Duane Cooper, g
1994.....	Lorenzo Orr, f
1995.....	Lorenzo Orr, f (hon. men.)
1996.....	Stais Boseman, g (hon. men.)
1997.....	Stais Boseman, g/f
.....	Rodrick Rhodes, g/f (hon. men.)
1999.....	Brian Scalabrino, f/c (hon. men.)
2000.....	Brian Scalabrino, f/c
.....	David Bluthenthal, f (hon. men.)
.....	Brandon Granville, g (hon. men.)
.....	Jeff Trepagnier, g (hon. men.)
2001.....	Sam Clancy, f
.....	Brian Scalabrino, f (hon. men.)
2002.....	Sam Clancy, f
.....	David Bluthenthal, f (hon. men.)
.....	Brandon Granville, g (hon. men.)
2003.....	Desmon Farmer, g (hon. men.)
2004.....	Desmon Farmer, g
2006.....	Nick Young, g/f
.....	Gabe Pruitt, g
2007.....	Nick Young, g/f
.....	Gabe Pruitt, g (hon. men.)
.....	Lodrick Stewart, g (hon. men.)
2008.....	O.J. Mayo, g
.....	Taj Gibson, f (3rd)
.....	Davon Jefferson, f (hon. men.)
2009.....	Taj Gibson, f (2nd)
.....	Daniel Hackett, g (2nd)



NICK YOUNG

**Pacific-10 Conference
Defensive Player of the Year**
As selected by the Pac-10 coaches

2009..... Taj Gibson

**Pacific-10 Conference
Freshman of the Year**
As selected by the Pac-10 coaches

1990..... Harold Miner

**Pacific-10 Conference
All-Freshmen**
As selected by the Pac-10 coaches

1982..... Wayne Carlander, f; Ken Johnson, g
 1984..... Derrick Dowell, f
 1986..... Tom Lewis, f
 Bo Kimble, g
 1987..... Bob Ernst, f
 1988..... Ronnie Coleman, f
 1990..... Harold Miner, g
 1993..... Burt Harris, g
 1998..... Kevin Augustine, g (hon. men.)
 Shannon Swillis, f (hon. men.)
 1999..... Brandon Granville, g (hon. men.)
 2001..... Desmon Farmer, g (hon. men.)
 2002..... Errick Craven, g
 2004..... Lodrick Stewart, g
 2005..... Gabe Pruitt, g
 Nick Young, g/f (hon. men.)
 2006..... Ryan Francis, g (hon. men.)
 2007..... Taj Gibson, f

2008..... O.J. Mayo, g
 Davon Jefferson, f
 Angelo Johnson, g (hon. men.)
 2009..... DeMar DeRozan, f

**Pacific-10 Conference
Newcomer of the Year**
As selected by the Pac-10
radio play-by-play announcers

1997..... Rodrick Rhodes, g/f
 Elias Ayuso, g *
 1999..... Brian Scalabrine, c/f
 2004..... Jeff McMillan, f
 * First team selection. Only one player selected after 1999

All-Southern Division
As selected by the Southern Division coaches
Southern Division — 1923-1955

1923..... Gordon Campbell, f
 1926..... Gene Dorsey, g
 1927..... Red Badgro, f
 1928..... Jess Mortensen, f
 Jack Bruner, c
 Johnny Lehnors, g
 1930..... Jess Mortensen, c
 1931..... Web Caldwell, c
 1932..... Jerry Nemer, f
 Cliff Capps, g
 Lee Guttero, c
 Julie Bescos, g
 1934..... Lee Guttero, c
 Julie Bescos, g
 1935..... Jack Hupp, f
 Ernie Holbrook, f


..... Lee Guttero, c
 1936..... Jack Hupp, f
 Eddie Oram, g
 1937..... Eddie Oram, g
 1938..... Ralph Vaughn, f
 Hal Dornsife, g
 1939..... Ralph Vaughn, f
 Dale Sears, c
 Gail Goodrich, g
 1940..... Ralph Vaughn, f
 Tom McGarvin, g
 1942..... Bob Ormsby, f
 1943..... Gene Rock, f
 Ted Gossard, g
 1944..... Bob Howard, g
 1945..... Jack Nichols, c
 Bob Graham, c
 1947..... Gene Rock, f (2nd)
 Fred Winter, g (2nd)
 1948..... Alex Hannum, c
 1949..... Bill Sharman, f
 1950..... Bill Sharman, f
 1951..... Tom Riach, g
 1953..... Ken Flower, g
 1954..... Roy Irvin, c
 1955..... Dick Welsh, g

All-Pacific Coast Conference
As selected by the PCC coaches; PCC — 1956-59

1956..... Jack Dunne, f (2nd)
 1958..... Monte Gonzalas, g (2nd)
 1957..... Danny Rogers, g (1st)
 1959..... Johnny Werhas, f (1st)



RYAN FRANCIS



DERRICK DOWELL

USC • Scoring Charts

SEASON

POINTS

1.	789	Harold Miner	1992
2.	684	O.J. Mayo	2008
3.	681	Harold Miner	1991
4.	654	John Block	1966
5.	647	Nick Young	2007
6.	645	John Rudometkin	1961
7.	611	Sam Clancy	2002
8.	588	Sam Clancy	2001
9.	585	Derrick Dowell	1987
10.	578	Harold Miner	1990
11.	562	Desmon Farmer	2003
12.	549	Dwight Anderson	1982
13.	544	Desmon Farmer	2004
14.	534	Brian Scalabrino	2000
15.	529	Gus Williams	1975
16.	524	John Rudometkin	1962
17.	518	Nick Young	2006
18.	510	Lodrick Stewart	2007
19.	501	Gordon Martin	1963
20.	500	Taj Gibson	2009
21.	491	Joe Mackey	1972
	491	Ronnie Coleman	1989
	491	Ronnie Coleman	1991

SCORING AVERAGE

1.	26.3	Harold Miner (789 pts, 30 games)	1992
2.	25.2	John Block (654, 26)	1966
3.	23.9	John Rudometkin (645, 27)	1961
4.	23.5	Harold Miner (681, 29)	1991
5.	21.2	Gus Williams (529, 25)	1975
6.	21.0	John Rudometkin (524, 25)	1962
7.	20.9	Derrick Dowell (585, 28)	1987
8.	20.7	O.J. Mayo (684, 33)	2008
9.	20.6	Harold Miner (578, 28)	1990
10.	20.3	Paul Westphal (284, 14)	1972
	20.3	Dwight Anderson (549, 27)	1982
12.	19.5	Bill Hewitt (488, 25)	1967
13.	19.4	Desmon Farmer (544, 28)	2004
14.	19.3	Gordon Martin (501, 26)	1963
15.	19.3	Dwight Anderson (232, 12)	1981
16.	19.1	Sam Clancy (611, 32)	2002
17.	18.9	Joe Mackey (491, 26)	1972
18.	18.8	Bill Hewitt (488, 26)	1968
	18.8	Cliff Robinson (394, 21)	1979
20.	18.7	Desmon Farmer (562, 30)	2003


CAREER

POINTS


1.	2,048	Harold Miner (87 games)	1990-92
2.	1,727	Ronnie Coleman (116)	1988-91
3.	1,657	Sam Clancy (113)	1999-02
4.	1,606	Desmon Farmer (121)	2001-04
5.	1,524	Wayne Carlander (116)	1982-85
6.	1,486	Nick Young (96)	2005-07
7.	1,484	John Rudometkin (79)	1960-62
8.	1,483	Derrick Dowell (109)	1984-87
9.	1,466	Lodrick Stewart (123)	2004-07
10.	1,441	Brian Scalabrino (92)	1999-01
11.	1,430	Brandon Granville (124)	1999-02
12.	1,423	John Block (78)	1964-66
13.	1,341	Lorenzo Orr (114)	1992-95
14.	1,318	Gus Williams (82)	1973-75
15.	1,313	David Bluthenthal (116)	1999-02
16.	1,307	Taj Gibson (105)	2007-09
17.	1,248	Stais Boseman (105)	1994-97
18.	1,247	Purvis Miller (90)	1978-81
19.	1,211	Ron Holmes (111)	1981-85
20.	1,204	Maurice Williams (111)	1979-82
21.	1,168	Allen Young (77)	1963-65
22.	1,159	Errick Craven (105)	2002-05
23.	1,128	Jeff Trepagnier (106)	1998-01
24.	1,127	Don Carfino (101)	1977-80
25.	1,116	Jaha Wilson (111)	1994-97
26.	1,107	Bill Sharman (82)	1947-50
27.	1,105	Ron Riley (78)	1970-72
28.	1,102	Gabe Pruitt (80)	2005-07
29.	1,085	Paul Westphal (66)	1970-72
30.	1,073	Roy Irvin (84)	1953-55
31.	1,070	Brandon Martin (105)	1993-96
32.	1,047	Dwight Lewis (103)	2007-09

SCORING AVERAGE

1.	23.5	Harold Miner (2,048 pts, 87 g)	1990-92
2.	20.7	O.J. Mayo (684, 33)	2008
3.	20.0	Dwight Anderson (781, 39)	1981-82
4.	19.1	Bill Hewitt (976, 51)	1967-68
5.	18.8	John Rudometkin (1,484, 79)	1960-62
6.	18.6	Cliff Robinson (836, 45)	1978-79
7.	18.2	John Block (1,423, 78)	1964-66
8.	17.1	Dennis Layton (873, 51)	1970-71
9.	16.4	Paul Westphal (1,085, 66)	1970-72
10.	16.1	Gus Williams (1318, 82)	1973-75
11.	15.7	Brian Scalabrino (1441, 92)	1999-01
12.	15.5	Nick Young (1,486, 96)	2005-07
13.	15.2	Allen Young (1,168, 77)	1963-65
14.	14.9	Ronnie Coleman (1,727, 116)	1988-91
15.	14.7	Sam Clancy (1,657, 113)	1999-02
16.	14.2	Ron Riley (1,105, 78)	1970-72
17.	14.0	Rodrick Rhodes (350, 25)	1997
18.	13.9	Purvis Miller (1,247, 90)	1978-81
	13.9	DeMar DeRozan (485, 35)	2009
20.	13.8	Gabe Pruitt (1,102, 80)	2005-07
21.	13.6	Robert Pack (776, 57)	1990-91
	13.6	Derrick Dowell (1483, 109)	1984-87
23.	13.5	Bill Sharman (1,107, 82)	1947-50
24.	13.3	Desmon Farmer (1,606, 121)	2001-04
25.	13.1	Joe Mackey (1,007, 77)	1970-72
	13.1	Wayne Carlander (1,524, 116)	1982-85



DESMON FARMER




BRANDON GRANVILLE

USC • Leading Scorers

YEAR-BY-YEAR • ALL GAMES

YEAR	NAME	GAMES	POINTS	AVG.
1930	Jack Gardner	19	170	8.9
1931	William Pierce	16	89	5.6
1932	Jerome Nemer	22	223	10.1
1933	Lee Guttero	20	231	11.5
1934	Lee Guttero	24	285	11.9
1935	Lee Guttero	26	355	13.7
1936	Jack Hupp	25	257	10.3
1937	Jerry Gracin	25	200	8.0
1938	Ralph Vaughn	24	310	12.9
1939	Ralph Vaughn	25	321	12.8
1940	Ralph Vaughn	23	265	11.5
1941	Robert Ormsby	25	235	9.4
1942	Robert Ormsby	20	189	9.4
1943	Eugene Rock	27	340	12.6
1944	Bob Howard	19	164	8.6
1945	Jack Nichols	22	209	9.5
1946	Bob Kloppenburg	23	251	10.9
1947	Eugene Rock	24	266	11.1
1948	Alex Hannum	23	263	11.4
1949	Bill Sharman	24	382	15.9
1950	Bill Sharman	24	446	18.6
1951	Bob Boyd	27	248	9.2
1952	Bob Boyd	29	359	12.1
1953	Ken Flower	24	331	13.8
1954	Roy Irvin	34	443	13.0
1955	Richard Welsh	26	378	14.5
1956	Jack Dunne	26	379	14.6
1957	Dan Rogers	28	463	16.5
1958	Jim Hanna	25	305	12.2
1959	John Werhas	26	373	14.3
1960	John Rudometkin	27	315	11.7
1961	John Rudometkin	27	645	23.9
1962	John Rudometkin	25	524	21.0
1963	Gordon Martin	26	501	19.3
1964	Allen Young	25	436	17.4
1965	Allen Young	26	418	16.1
1966	John Block	26	654	25.2
1967	Bill Hewitt	25	488	19.5
1968	Bill Hewitt	26	488	18.8
1969	Ernest Powell	26	385	14.8
1970	Dennis Layton	25	416	16.6
1971	Dennis Layton	26	457	17.6
1972	Paul Westphal	14	284	20.3
1973	Clint Chapman	26	396	15.2
1974	Gus Williams	29	449	15.5
1975	Gus Williams	25	559	22.4
1976	Marv Safford	27	486	18.0
1977	Greg White	20	316	15.8
1978	Cliff Robinson	24	442	18.4
1979	Cliff Robinson	21	394	18.8
1980	Purvis Miller	21	345	16.4
1981	Dwight Anderson	12	232	19.3
1982	Dwight Anderson	27	549	20.3
1983	Wayne Carlander	28	367	13.1
1984	Wayne Carlander	31	453	14.6
1985	Wayne Carlander	29	463	16.0
1986	Tom Lewis	27	475	17.6
1987	Derrick Dowell	28	585	20.9
1988	Chris Moore	28	344	12.3
1989	Ron Coleman	32	491	15.3
1990	Harold Miner	28	578	20.6
1991	Harold Miner	29	681	23.5
1992	Harold Miner	30	789	26.3
1993	Phil Glenn	30	375	12.9
1994	Lorenzo Orr	28	375	13.4
1995	Lorenzo Orr	28	472	16.9

YEAR	NAME	GAMES	POINTS	AVG.
1996	Stais Boseman	30	455	15.2
1997	Stais Boseman	27	431	16.0
1998	Gary Johnson	27	360	13.3
1999	Brian Scalabrino	28	408	14.6
2000	Brian Scalabrino	30	534	17.8
2001	Sam Clancy	34	588	17.3
2002	Sam Clancy	32	611	19.1
2003	Desmon Farmer	30	562	18.7
2004	Desmon Farmer	28	544	19.4
2005	Gabe Pruitt	29	356	12.3
2006	Nick Young	30	518	17.3
2007	Nick Young	37	647	17.5
2008	O.J. Mayo	33	684	20.7
2009	Dwight Lewis	33	475	14.4



HAROLD MINER

USC • Leading Scorers

YEAR-BY-YEAR • CONFERENCE GAMES

YEAR	NAME (RANK IN CONF.)	GAMES	POINTS	AVG.
1928	Jesse Mortensen (3rd)	9	97	10.8
1929	Jesse Mortensen (4th)	9	54	6.4
1930	Frank Smith (7th)	9	70	7.8
1931	William Pierce (7th)	9	49	5.4
1932	Jerome Nemer (1st)	11	132	12.0
1933	Lee Guttero (3rd)	11	119	10.8
1934	Lee Guttero (1st)	12	140	11.7
1935	Lee Guttero (1st)	12	186	15.5
1936	Jack Hupp (2nd)	11	138	12.5
1937	Jerry Gracin (4th)	12	115	9.6
1938	Ralph Vaughn (2nd)	12	174	14.5
1939	Ralph Vaughn (1st)	12	180	15.0
1940	Ralph Vaughn (2nd)	12	138	11.5
1941	Robert Ormsby (3rd)	12	104	8.7
1942	Robert Ormsby (4th)	12	107	8.9
1943	Eugene Rock (1st)	8	107	13.4
1944	Bob Howard (1st)	6	48	8.0

YEAR	NAME (RANK IN CONF.)	GAMES	POINTS	AVG.
1945	Jack Nichols (1st)	4	48	12.0
1946	Bob Kloppenburg (2nd)	12	142	11.8
1947	Eugene Rock (6th)	12	132	11.0
1948	Alex Hannum (2nd)	12	140	11.7
1949	Bill Sharman (1st)	12	203	16.9
1950	Bill Sharman (1st)	12	238	19.8
1951	Bob Boyd (8th)	12	130	10.8
1952	Bob Boyd (3rd)	12	174	14.5
1953	Ken Flower (3rd)	12	172	14.3
1954	Roy Irvin (4th)	12	165	13.8
1955	Richard Welsh (4th)	12	198	16.5
1956	Jack Dunne (11th)	16	219	13.8
1957	Dan Rogers (4th)	16	310	19.4
1958	Jim Hanna (9th)	16	182	11.4
1959	John Werhas (4th)	16	268	16.7
1960	John Rudometkin (8th)	12	117	9.1
1961	John Rudometkin (1st)	10	248	24.8
1962	John Rudometkin (1st)	12	273	22.8
1963	Gordon Martin (1st)	12	260	21.7
1964	Allen Young (4th)	15	268	17.8
1965	John Block (5th)	14	253	18.1
1966	John Block (1st)	14	385	27.5
1967	Bill Hewitt (8th)	14	246	17.6
1968	Bill Hewitt (6th)	14	264	18.9
1969	Mack Calvin (11th)	14	188	13.4
1970	Paul Westphal (5th)	14	256	18.3
1971	Dennis Layton (9th)	14	233	16.6
1972	Joe Mackey (6th)	14	270	19.3
1973	Clint Chapman (8th)	14	213	15.2
1974	Dan Anderson (11th)	14	195	13.9
1975	Gus Williams (1st)	14	344	24.6
1976	Marv Safford (3rd all games)	14	234	16.7
1977	Marv Safford (12th)	13	188	14.5
1978	Cliff Robinson (1st)	13	249	19.2
1979	Cliff Robinson (7th)	12	213	17.8
1980	Don Carfino (8th)	18	309	17.2
1981	Dwight Anderson (-)	12	232	19.3
1982	Dwight Anderson (2nd)	17	319	18.8
1983	Jacque Hill (13th)	18	233	12.9
1984	Wayne Carlander (8th)	18	264	14.7
1985	Wayne Carlander (3rd)	18	301	16.7
1986	Tom Lewis (3rd)	17	294	17.3
1987	Derrick Dowell (4th)	18	367	20.4
1988	Chris Moore (17th)	18	235	13.1
1989	Ronnie Coleman (12th)	18	285	15.8
1990	Harold Miner (2nd)	18	369	20.5
1991	Harold Miner (2nd)	18	424	23.6
1992	Harold Miner (1st)	18	484	26.9
1993	Rodney Chatman	18	245	13.6
1994	Lorenzo Orr	18	232	12.9
1995	Lorenzo Orr (8th)	18	308	17.1
1996	Stais Boseman (9th)	18	275	15.3
1997	Stais Boseman (9th)	18	312	17.3
1998	Gary Johnson (17th)	17	245	14.4
1999	Elias Ayuso	18	254	14.1
2000	Brian Scalabrino (2nd)	18	350	19.4
2001	Sam Clancy (5th)	18	307	17.1
2002	Sam Clancy (t-3rd)	18	379	21.1
2003	Desmon Farmer (3rd)	18	368	20.4
2004	Desmon Farmer (3rd)	18	374	20.8
2005	Gabe Pruitt, Nick Young (T-17)	18	232	12.9
2006	Nick Young (3rd)	18	320	17.8
2007	Nick Young (3rd)	18	333	18.5
2008	O.J. Mayo (1st)	18	392	21.8
2009	DeMar DeRozan (T-16th)	18	245	13.6




DEMAR DEROZAN

USC • 30-Point-Plus Club

Total	Name	Date	Opponent	Total	Name	Date	Opponent
45	John Block	2-11-66	Washington	32	Harold Miner	2-13-92	at Oregon
44	John Block	2-18-66	at Oregon	32	Rodrick Rhodes	3-8-97	at Washington
43	Harold Miner	11-25-91	at Nebraska	32	Gary Johnson	3-7-98	vs. Arizona State
41	Dennis Layton	1-24-70	at Arizona State	32	Nick Young	1-14-06	Washington State
40	John Rudometkin	12-23-61	Hawaii	32*	O.J. Mayo	11-10-07	Mercer
40	Desmon Farmer	1-15-04	Arizona	32*	O.J. Mayo	2-21-08	Oregon
39	Bill Hewitt	12-3-66	at UCLA	31	Bill Sharman	1-6-50	Stanford
39*	Cliff Robinson	2-2-78	California	31	John Rudometkin	3-7-60	at Utah
39	Harold Miner	1-12-92	at Arizona State	31	Gus Williams	1-18-75	at Stanford
38	Wayne Carlander	2-28-85	at UCLA	31	Wayne Carlander	1-26-84	at UCLA
37	John Rudometkin	2-4-61	UCLA	31	Ron Holmes	12-8-84	vs. Boston (at Iowa City, IA)
37	John Block	1-29-66	at Santa Clara	31	Derrick Dowell	12-2-86	at Richmond
37	Bill Hewitt	12-9-66	at Bradley	31	Chris Moore	1-21-89	vs. Arizona St. (at Inglewood)
37	Dennis Layton	12-18-70	Florida St. (at El Paso, TX)	31	Harold Miner	12-1-90	vs. Miami (Fla.)
37	Dwight Anderson	12-23-81	Richmond	31	Harold Miner	12-29-90	vs. Brooklyn (at Long Beach)
37*	Harold Miner	12-28-89	Central Connecticut State	31	Harold Miner	12-21-91	vs. Ohio State
37*	Harold Miner	1-25-90	Oregon State	31	Harold Miner	1-25-92	at California
37	Harold Miner	1-16-92	Oregon State	31	Sam Clancy	11-18-00	vs. Bradley
37	Rodney Chatman	2-18-93	California	31	Sam Clancy	1-11-01	at UCLA
37*	O.J. Mayo	3-1-08	at Arizona State	31	David Bluthenthal	2-16-02	Arizona
36	Ralph Vaughn	1-20-39	UCLA	31	Desmon Farmer	2-5-04	Washington
36	Harold Miner	2-7-91	Arizona	30	John Rudometkin	2-17-62	UCLA
36	Gabe Pruitt	12-10-05	at Loyola Marymount	30	Gordon Martin	2-8-63	at Stanford
35	John Rudometkin	12-30-60	Indiana	30	Allen Young	12-27-63	West Virginia
35*	Cliff Robinson	1-20-78	Portland State	30	Allen Young	2-22-64	@ Washington State
35	Cliff Robinson	2-9-79	at UCLA	30	John Block	2-7-66	at Washington State
35	Derrick Dowell	2-14-87	UCLA	30	John Block	2-12-66	Washington State
35	Harold Miner	12-12-90	at Notre Dame	30	John Block	2-19-66	at Oregon State
35	Harold Miner	2-20-92	vs. California	30	John Block	3-4-66	at UCLA
35	Adam Spanich	1-29-98	Washington	30	Bill Hewitt	3-1-68	California
35	Desmon Farmer	1-2-03	at Washington State	30	Paul Westphal	2-27-70	California
34	Gus Williams	2-20-75	at Washington	30	Clint Chapman	12-16-74	at Houston
34	Cliff Robinson	12-21-78	Kansas	30	Marv Safford	2-19-76	Oregon
34	Derrick Dowell	1-25-86	at Arkansas	30	Marv Safford	12-30-75	vs. Iowa (at Hawaii)
34*	Harold Miner	2-15-90	Stanford	30*	Tom Lewis	12-5-85	Texas
34*	O.J. Mayo	1-3-08	at California	30	Derrick Dowell	12-9-86	San Jose State
33	John Rudometkin	3-10-62	at Stanford	30	Derrick Dowell	12-27-86	at Tennessee
33	John Block	2-6-65	Washington State	30	Anthony Pendleton	3-2-89	at Stanford
33	Marv Safford	1-3-76	at Nevada-Reno	30	Harold Miner	1-23-92	at Stanford
33	Dwight Anderson	3-5-81	at Washington	30	Harold Miner	2-15-92	at Oregon State
33	Harold Miner	1-13-91	at Arizona State	30	Rodney Chatman	2-25-93	at UCLA
33	Harold Miner	2-22-92	Stanford	30	Gary Johnson	1-5-98	at Arizona
33	Nick Young	2-25-06	Oregon State	30	Sam Clancy	1-17-02	at Arizona
32	Bill Sharman	1-13-50	UCLA	30	Errick Craven	3-5-05	Oregon State
32	Allen Young	12-29-64	Michigan State	30	Gabe Pruitt	1-5-06	at Arizona State
32	John Block	12-29-65	Vanderbilt	30	Gabe Pruitt	1-28-06	at Oregon
32	Bill Hewitt	2-25-67	Washington	30	Nick Young	1-18-07	Arizona
32	Paul Westphal	12-12-70	BYU				
32	Ron Riley	1-8-71	Washington State				
32	Cliff Robinson	1-13-79	UCLA				
32	Don Carfino	3-1-80	at Stanford				
32	Dwight Anderson	1-29-82	vs. Oregon				
32	Derrick Dowell	12-23-86	at Washington				
32	Harold Miner	11-22-91	vs. Tennessee-Martin				

USC 30-POINT-PLUS CLUB - MOST TIMES

Harold Miner.....	19	Dennis Layton.....	2
John Block.....	9	Bill Sharman.....	2
Derrick Dowell.....	6	Paul Westphal.....	2
John Rudometkin.....	6	Gus Williams.....	2
Cliff Robinson.....	5	David Bluthenthal.....	1
Bill Hewitt.....	4	Don Carfino.....	1
O.J. Mayo.....	4	Clint Chapman.....	1
Dwight Anderson.....	3	Errick Craven.....	1
Sam Clancy.....	3	Ron Holmes.....	1
Desmon Farmer.....	3	Tom Lewis.....	1
Gabe Pruitt.....	3	Gordon Martin.....	1
Marv Safford.....	3	Chris Moore.....	1
Allen Young.....	3	Anthony Pendleton.....	1
Nick Young.....	3	Rodrick Rhodes.....	1
Wayne Carlander.....	2	Ron Riley.....	1
Rodney Chatman.....	2	Adam Spanich.....	1
Gary Johnson.....	2	Ralph Vaughn.....	1



GABE PRUITT

USC • 1,000-Point Scorers



2,048 • Harold Miner (1990-92)

Year	Games	FG-FGA	%	3FG-3FGA	%	FT-FTA	%	Reb	Avg.	A	TO	BS	S	Points	Avg.
1990	28	206-436	.473	60-142	.423	106-126	.841	101	3.6	59	45	5	33	578	20.6
1991	29	235-519	.453	59-175	.337	152-190	.800	159	5.5	57	56	8	32	681	23.5
1992	30	250-571	.438	57-162	.352	232-286	.811	211	7.0	39	67	6	33	789	26.3
Totals	87	691-1526	.453	176-479	.367	490-602	.814	471	5.4	155	168	19	98	2048	23.5



1,727 • Ronnie Coleman (1988-91)

Year	Games	FG-FGA	%	3FG-3FGA	%	FT-FTA	%	Reb	Avg.	A	TO	BS	S	Points	Avg.
1988	28	115-206	.558	0-0	.000	50-73	.685	138	4.9	30	49	14	26	280	10.0
1989	32	205-374	.548	0-0	.000	81-147	.551	245	7.7	33	77	7	25	491	15.3
1990	28	198-371	.534	0-0	.000	69-132	.523	198	7.1	20	61	8	34	465	16.6
1991	28	219-408	.537	0-0	.000	53-95	.558	240	8.6	37	52	31	24	491	17.5
Totals	116	737-1359	.542	0-0	.000	253-447	.566	821	7.1	120	239	60	109	1727	14.9



1,657 • Sam Clancy (1999-2002)

Year	Games	FG-FGA	%	3FG-3FGA	%	FT-FTA	%	Reb	Avg.	A	TO	BS	S	Points	Avg.
1999	27	59-123	.480	0-0	.000	30-63	.476	143	5.3	12	32	39	24	148	5.5
2000	20	118-239	.494	0-2	.000	74-124	.597	139	6.9	34	25	27	17	310	15.5
2001	34	219-437	.501	1-1	1.000	149-226	.659	255	7.5	35	81	81	37	588	17.3
2002	32	236-478	.494	1-2	.500	138-221	.624	302	9.4	53	55	48	56	611	19.1
Totals:	113	632-1277	.495	2-5	.400	391-634	.618	839	7.4	134	190	195	134	1657	14.7



1,606 • Desmon Farmer (2001-04)

Year	Games	FG-FGA	%	3FG-3FGA	%	FT-FTA	%	Reb	Avg.	A	TO	BS	S	Points	Avg.
2001	32	72-172	.419	23-68	.338	39-70	.557	88	2.8	33	45	2	16	206	6.4
2002	31	101-216	.468	34-88	.386	58-81	.716	103	3.3	55	36	3	24	294	9.5
2003	30	182-454	.401	63-195	.323	135-163	.838	143	4.8	54	66	2	27	562	18.7
2004	28	170-437	.389	83-249	.333	121-159	.761	128	4.6	51	72	4	34	544	19.4
Totals	121	525-1279	.410	203-600	.338	353-473	.746	462	3.8	193	219	11	101	1606	13.3




1,524 • Wayne Carlander (1982-85)

Year	Games	FG-FGA	%	3FG-3FGA	%	FT-FTA	%	Reb	Avg.	A	TO	BS	S	Points	Avg.
1982	28	96-169	.568	-	-	49-75	.653	176	6.3	23	38	2	20	241	8.6
1983	28	142-253	.561	-	-	83-110	.755	205	7.3	49	44	4	16	367	13.1
1984	31	182-344	.529	-	-	89-109	.817	187	6.0	46	63	3	16	453	14.6
1985	29	183-356	.514	-	-	97-129	.752	199	6.9	72	51	4	15	463	16.0
Totals	116	603-1122	.537	-	-	318-423	.752	767	6.6	190	196	13	67	1524	13.1



1,486 • Nick Young (2005-07)

Year	Games	FG-FGA	%	3FG-3FGA	%	FT-FTA	%	Reb	Avg.	A	TO	BS	S	Points	Avg.
2005	29	123-279	.441	28-89	.315	47-73	.644	118	4.1	38	48	9	22	321	11.1
2006	30	191-409	.467	23-69	.333	113-141	.801	198	6.6	49	67	7	31	518	17.3
2007	37	239-455	.525	44-100	.440	125-159	.786	171	4.6	50	90	10	27	647	17.5
Totals	96	553-1143	.484	95-258	.368	285-373	.764	487	5.1	137	205	26	80	1486	15.5



1,484 • John Rudometkin (1960-62)

Year	Games	FG-FGA	%	3FG-3FGA	%	FT-FTA	%	Reb	Avg.	A	TO	BS	S	Points	Avg.
1960	27	111-257	.432	-	-	93-122	.767	226	8.7	-	-	-	-	315	11.7
1961	27	240-486	.494	-	-	165-208	.793	325	12.0	-	-	-	-	645	23.9
1962	25	190-464	.409	-	-	144-180	.800	280	11.6	-	-	-	-	524	21.0
Totals	79	541-1207	.448	-	-	402-510	.788	831	10.5	-	-	-	-	1484	18.8



1,483 • Derrick Dowell (1984-87)

Year	Games	FG-FGA	%	3FG-3FGA	%	FT-FTA	%	Reb	Avg.	A	TO	BS	S	Points	Avg.
1984	27	69-159	.434	-	-	36-60	.600	124	4.6	31	40	15	32	174	6.4
1985	29	131-234	.560	-	-	74-120	.617	241	8.3	57	60	13	47	336	11.6
1986	25	149-287	.519	-	-	90-129	.698	195	7.8	45	71	18	38	388	15.5
1987	28	220-448	.491	9-33	.273	136-216	.630	246	8.8	64	82	8	62	585	20.9
Totals	109	569-1128	.504	9-33	.373	336-525	.640	806	7.4	197	153	54	179	1483	13.6

**1,466 • Lodrick Stewart (2004-07)**

Year	Games	FG-FGA	%	3FG-3FGA	%	FT-FTA	%	Reb	Avg.	A	TO	BS	S	Points	Avg.
2004	27	88-208	.423	35-104	.337	25-44	.568	71	2.6	31	36	3	42	236	8.7
2005	29	125-280	.446	70-175	.400	30-51	.588	80	2.8	70	59	5	32	350	12.1
2006	30	133-303	.439	50-126	.397	54-75	.720	108	3.6	56	67	9	35	370	12.3
2007	37	186-406	.458	77-175	.440	61-84	.726	129	3.5	45	61	14	39	510	13.8
Totals:	123	532-1197	.444	232-580	.400	170-254	.669	388	3.2	202	223	31	148	1466	11.9

**1,441 • Brian Scalabrine (1999-2001)**

Year	Games	FG-FGA	%	3FG-3FGA	%	FT-FTA	%	Reb	Avg.	A	TO	BS	S	Points	Avg.
1999	28	152-286	.531	1-6	.167	103-130	.792	178	6.4	68	98	25	23	408	14.6
2000	30	203-382	.531	25-62	.403	103-144	.715	180	6.0	85	110	25	36	534	17.8
2001	34	173-362	.478	20-66	.303	133-166	.801	202	5.9	96	104	31	30	499	14.7
Totals:	92	528-1030	.513	46-134	.343	339-440	.770	560	6.1	249	312	81	89	1441	15.7

**1,430 • Brandon Granville (1999-2002)**

Year	Games	FG-FGA	%	3FG-3FGA	%	FT-FTA	%	Reb	Avg.	A	TO	BS	S	Points	Avg.
1999	28	66-181	.365	41-118	.347	42-55	.764	63	2.2	140	79	1	54	215	7.7
2000	30	118-310	.381	57-168	.339	99-126	.786	68	2.3	248	121	7	62	392	13.1
2001	34	115-269	.428	64-172	.372	129-163	.791	92	2.7	207	117	1	59	423	12.4
2002	32	110-299	.368	56-170	.324	124-154	.805	72	2.3	184	79	1	54	400	12.5
Totals:	124	409-1059	.386	218-628	.347	394-498	.791	295	2.4	779	396	10	229	1430	11.5

**1,423 • John Block (1964-66)**

Year	Games	FG-FGA	%	3FG-3FGA	%	FT-FTA	%	Reb	Avg.	A	TO	BS	S	Points	Avg.
1964	26	125-291	.430	-	-	103-157	.656	208	8.0	-	-	-	-	353	13.5
1965	26	149-318	.469	-	-	118-171	.690	237	9.1	-	-	-	-	416	16.0
1966	26	230-529	.435	-	-	194-236	.822	282	10.8	-	-	-	-	654	25.2
Totals:	78	504-1138	.443	-	-	415-564	.736	727	9.3	-	-	-	-	1423	18.2

**1,341 • Lorenzo Orr (1992-95)**

Year	Games	FG-FGA	%	3FG-3FGA	%	FT-FTA	%	Reb	Avg.	A	TO	BS	S	Points	Avg.
1992	28	66-142	.465	0-0	.000	19-48	.396	119	4.3	5	28	21	12	151	5.4
1993	30	144-270	.533	0-0	.000	55-96	.573	178	5.9	23	44	37	22	343	11.4
1994	28	143-299	.478	0-0	.000	89-152	.586	186	6.6	46	75	42	28	375	13.4
1995	28	181-365	.496	0-1	.000	110-174	.632	211	7.5	38	68	28	27	472	16.9
Totals	114	534-1076	.496	0-1	.000	273-469	.582	694	6.1	112	215	128	89	1341	11.8

**1,318 • Gus Williams (1973-75)**


Year	Games	FG-FGA	%	3FG-3FGA	%	FT-FTA	%	Reb	Avg.	A	TO	BS	S	Points	Avg.
1973	28	141-324	.435	-	-	54-72	.750	126	4.5	86	-	-	-	340	12.2
1974	29	191-394	.485	-	-	67-105	.638	100	3.4	141	-	-	-	449	15.5
1975	25	220-460	.478	-	-	89-120	.742	116	4.6	135	-	-	-	529	21.2
Totals	82	552-1178	.469	-	-	210-297	.707	342	4.2	362	-	-	-	1318	16.1

**1,313 • David Bluthenthal (1999-2002)**

Year	Games	FG-FGA	%	3FG-3FGA	%	FT-FTA	%	Reb	Avg.	A	TO	BS	S	Points	Avg.
1999	20	15-30	.500	0-3	.000	12-18	.667	35	1.8	2	9	6	5	42	2.1
2000	30	149-312	.478	44-120	.367	74-88	.841	250	8.3	34	54	7	27	416	13.9
2001	34	159-337	.472	65-159	.409	77-98	.786	232	6.8	48	50	4	50	460	13.5
2002	32	142-340	.418	62-153	.405	49-59	.831	238	7.4	40	52	9	34	395	12.3
Totals:	116	465-1019	.456	171-435	.393	212-263	.806	755	6.5	124	165	26	116	1313	11.3

**1,307 • Taj Gibson (2007-2009)**


Year	Games	FG-FGA	%	3FG-3FGA	%	FT-FTA	%	Reb	Avg.	A	TO	BS	S	Points	Avg.
2007	37	174-312	.558	-	-	104-167	.623	321	8.7	55	107	69	20	452	12.2
2008	33	138-238	.580	-	-	79-133	.594	259	7.8	43	81	84	23	355	10.8
2009	35	190-316	.601	-	-	120-182	.659	316	9.0	44	72	100	34	500	14.3
Totals:	105	502-866	.580	-	-	303-482	.629	896	8.5	142	260	253	77	1307	12.4

**1,248 • Stais Boseman (1994-97)**

Year	Games	FG-FGA	%	3FG-3FGA	%	FT-FTA	%	Reb	Avg.	A	TO	BS	S	Points	Avg.
1994	28	34-122	.279	12-46	.261	43-73	.589	58	2.3	41	52	3	42	123	4.4
1995	20	84-220	.382	31-95	.326	40-58	.690	82	4.1	45	69	2	50	239	12.0
1996	30	150-395	.380	50-172	.291	105-147	.714	121	4.0	108	107	8	57	455	15.2
1997	27	145-352	.412	52-156	.333	89-127	.701	110	4.1	96	96	10	59	431	16.0
Totals	105	413-1089	.379	145-469	.309	277-405	.684	371	3.5	290	324	23	208	1248	11.9

**1,247 • Purvis Miller (1978-81)**


Year	Games	FG-FGA	%	3FG-3FGA	%	FT-FTA	%	Reb	Avg.	A	TO	BS	S	Points	Avg.
1978	26	129-267	.483	-	-	62-91	.681	167	6.4	37	-	-	-	320	12.3
1979	29	154-286	.538	-	-	59-89	.663	198	6.8	36	48	21	25	367	12.7
1980	21	134-274	.489	-	-	77-103	.748	188	9.0	49	57	8	23	345	16.4
1981	14	76-172	.442	-	-	63-83	.759	93	6.6	17	36	22	16	215	15.4
Totals	90	493-999	.493	-	-	261-366	.713	646	7.2	139	-	-	-	1247	13.9

**1,211 • Ron Holmes (1981-85)**


Year	Games	FG-FGA	%	3FG-3FGA	%	FT-FTA	%	Reb	Avg.	A	TO	BS	S	Points	Avg.
1981	24	32-70	.457	-	-	31-42	.738	55	2.3	4	16	5	9	95	4.0
1983	27	92-205	.449	-	-	68-94	.723	93	3.4	17	32	7	11	252	9.3
1984	31	148-309	.479	-	-	111-141	.787	100	3.2	31	56	12	23	407	13.1
1985	29	172-349	.493	-	-	113-144	.785	115	4.0	47	54	7	13	457	15.8
Totals	111	444-933	.476	-	-	323-421	.767	363	3.3	99	158	31	56	1211	10.9

**1,204 • Maurice Williams (1979-82)**

Year	Games	FG-FGA	%	3FG-3FGA	%	FT-FTA	%	Reb	Avg.	A	TO	BS	S	Points	Avg.
1979	29	86-183	.470	-	-	28-37	.757	79	2.7	50	30	11	15	200	6.9
1980	27	85-178	.476	-	-	27-36	.750	93	3.4	33	48	10	15	197	7.3
1981	27	161-303	.531	-	-	80-93	.860	182	6.7	55	59	37	25	402	14.9
1982	28	154-319	.483	-	-	97-123	.789	143	5.1	67	63	10	26	405	14.5
Totals	111	486-983	.494	-	-	232-289	.803	497	4.5	205	200	68	81	1204	10.8

**1,168 • Allen Young (1963-65)**

Year	Games	FG-FGA	%	3FG-3FGA	%	FT-FTA	%	Reb	Avg.	A	TO	BS	S	Points	Avg.
1963	26	109-275	.396	-	-	96-131	.733	247	9.5	-	-	-	-	314	12.1
1964	25	150-364	.412	-	-	136-196	.690	303	12.1	-	-	-	-	436	17.4
1965	26	160-377	.424	-	-	98-152	.645	272	10.5	-	-	-	-	418	16.1
Totals	77	419-1016	.412	-	-	330-479	.689	822	10.7	-	-	-	-	1168	15.2

**1,159 • Errick Craven (2002-2005)**

Year	Games	FG-FGA	%	3FG-3FGA	%	FT-FTA	%	Reb	Avg.	A	TO	BS	S	Points	Avg.
2002	32	149-331	.450	34-105	.324	44-68	.647	140	4.4	58	60	11	68	376	11.8
2003	29	144-354	.407	25-96	.260	64-97	.660	153	5.3	75	78	7	73	377	13.0
2004	27	107-258	.415	22-90	.244	63-101	.624	82	3.0	80	79	9	62	299	11.1
2005	17	39-93	.419	11-33	.333	18-26	.692	39	2.3	21	44	0	21	107	6.3
Totals:	105	439-1036	.424	92-324	.284	189-292	.647	414	3.9	234	261	27	224	1159	11.0

**1,128 • Jeff Trepagnier (1998-2001)**


Year	Games	FG-FGA	%	3FG-3FGA	%	FT-FTA	%	Reb	Avg.	A	TO	BS	S	Points	Avg.
1998	28	52-129	.403	5-25	.200	40-63	.635	98	3.5	21	36	14	28	149	5.3
1999	28	125-254	.492	18-67	.269	62-87	.713	150	5.4	38	55	30	50	330	11.8
2000	29	182-373	.488	30-79	.380	66-100	.660	191	6.6	60	64	40	94	460	15.9
2001	21	72-159	.453	8-34	.235	37-61	.607	107	5.1	33	40	20	32	189	9.0
Totals:	106	431-915	.471	61-205	.298	205-311	.659	545	5.1	152	195	104	204	1128	10.6

**1,127 • Don Carfino (1977-80)**

Year	Games	FG-FGA	%	3FG-3FGA	%	FT-FTA	%	Reb	Avg.	A	TO	BS	S	Points	Avg.
1977	19	26-62	.475	-	-	28-41	.683	19	1.0	19	10	-	-	86	4.5
1978	27	120-276	.435	-	-	85-104	.817	62	2.3	91	-	-	-	325	12.0
1979	29	118-248	.476	-	-	72-99	.727	52	1.8	71	57	6	37	308	10.6
1980	26	166-363	.457	-	-	76-107	.710	91	3.5	74	75	6	41	408	15.7
Totals:	101	430-949	.453	-	-	261-351	.744	224	2.2	255	-	-	-	1127	11.2

**1,116 • Jaha Wilson (1994-97)**

Year	Games	FG-FGA	%	3FG-3FGA	%	FT-FTA	%	Reb	Avg.	A	TO	BS	S	Points	Avg.
1994	26	35-89	.393	0-7	.000	28-46	.609	79	3.0	16	15	4	9	106	3.9
1995	28	156-297	.525	1-4	.250	84-132	.636	284	10.1	30	68	11	17	397	14.2
1996	30	134-287	.467	0-2	.000	54-91	.593	233	7.8	53	64	11	21	322	10.7
1997	27	116-217	.535	0-2	.000	59-91	.648	167	6.2	32	49	14	21	291	10.8
Totals:	111	441-890	.496	1-15	.067	225-260	.625	763	6.9	131	196	40	68	1116	10.1

**1,107 • Bill Sharman (1947-50)**

Year	Games	FG-FGA	%	3FG-3FGA	%	FT-FTA	%	Reb	Avg.	A	TO	BS	S	Points	Avg.
1947	10	NA	NA	-	-	NA	NA	-	-	-	-	-	-	41	4.1
1948	24	100-NA	NA	-	-	38-44	.864	-	-	-	-	-	-	238	9.9
1949	24	142-NA	NA	-	-	98-125	.784	-	-	-	-	-	-	382	15.9
1950	24	171-421	.406	-	-	104-129	.806	-	-	-	-	-	-	446	18.6
Totals:	82	NA	NA	-	-	NA	NA	-	-	-	-	-	-	1107	13.5

**1,105 • Ron Riley (1970-72)**

Year	Games	FG-FGA	%	3FG-3FGA	%	FT-FTA	%	Reb	Avg.	A	TO	BS	S	Points	Avg.
1970	26	108-235	.460	-	-	69-102	.676	300	11.5	34	-	-	-	285	11.0
1971	26	140-288	.486	-	-	87-118	.737	398	15.3	33	-	-	-	367	14.1
1972	26	183-397	.461	-	-	89-124	.718	369	14.2	46	-	-	-	453	17.4
Totals:	78	431-920	.468	-	-	245-344	.712	1067	13.7	113	-	-	-	1105	14.2

**1,102 • Gabe Pruitt (2005-07)**

Year	Games	FG-FGA	%	3FG-3FGA	%	FT-FTA	%	Reb	Avg.	A	TO	BS	S	Points	Avg.
2005	29	124-255	.486	63-140	.450	45-64	.703	73	2.5	92	74	2	56	356	12.3
2006	25	130-321	.405	68-179	.380	94-117	.803	101	4.0	78	67	7	55	422	16.9
2007	26	104-250	.416	48-137	.350	68-85	.800	73	2.8	113	48	7	47	324	12.5
Totals:	80	358-826	.433	179-456	.393	207-266	.778	247	3.1	283	189	16	158	1102	13.8

**1,085 • Paul Westphal (1970-72)**

Year	Games	FG-FGA	%	3FG-3FGA	%	FT-FTA	%	Reb	Avg.	A	TO	BS	S	Points	Avg.
1970	26	147-277	.531	-	-	84-110	.764	68	2.6	45	-	-	-	378	14.5
1971	26	157-328	.479	-	-	109-150	.727	84	3.2	84	-	-	-	423	16.3
1972	14	106-219	.484	-	-	72-95	.758	74	5.3	71	-	-	-	284	20.3
Totals:	66	410-824	.498	-	-	265-355	.746	226	3.4	200	-	-	-	1085	16.4

**1,073 • Roy Irvin (1953-55)**

Year	Games	FG-FGA	%	3FG-3FGA	%	FT-FTA	%	Reb	Avg.	A	TO	BS	S	Points	Avg.
1953	24	101-229	.441	-	-	84-128	.656	180	7.5	-	-	-	-	286	11.9
1954	34	157-433	.363	-	-	129-187	.690	266	7.8	-	-	-	-	443	13.0
1955	26	119-365	.348	-	-	106-165	.643	322	12.4	-	-	-	-	344	13.2
Totals:	84	377-1027	.367	-	-	319-480	.665	768	9.1	-	-	-	-	1073	12.8

**1,070 • Brandon Martin (1993-96)**


Year	Games	FG-FGA	%	3FG-3FGA	%	FT-FTA	%	Reb	Avg.	A	TO	BS	S	Points	Avg.
1993	22	15-41	.366	2-3	.667	16-24	.667	20	0.9	6	8	1	4	48	2.2
1994	26	113-272	.415	32-84	.381	65-87	.747	72	2.8	33	22	1	23	323	12.4
1995	27	97-227	.427	13-41	.317	51-59	.864	92	3.4	26	44	0	16	258	9.6
1996	30	149-325	.459	30-79	.380	113-134	.843	99	3.3	40	28	0	20	441	14.7
Totals:	105	374-865	.432	77-207	.372	245-304	.806	283	2.7	105	102	2	63	1,070	10.2

**1,047 • Dwight Lewis (2007-09)**

Year	Games	FG-FGA	%	3FG-3FGA	%	FT-FTA	%	Reb	Avg.	A	TO	BS	S	Points	Avg.
2007	37	80-197	.406	20-61	.328	35-53	.660	78	2.1	40	50	0	23	215	5.8
2008	33	133-293	.454	31-96	.323	60-90	.667	80	2.4	45	55	1	24	357	10.8
2009	33	164-407	.403	55-145	.379	92-123	.748	109	3.3	69	81	5	37	475	14.4
Totals:	103	377-897	.420	106-302	.351	187-266	.703	267	2.6	154	186	6	84	1047	10.2

**1,020 • Dan Anderson (1972-74)**

Year	Games	FG-FGA	%	3FG-3FGA	%	FT-FTA	%	Reb	Avg.	A	TO	BS	S	Points	Avg.
1972	26	99-225	.440	-	-	74-96	.771	69	2.7	121	-	-	-	272	10.5
1973	28	148-303	.488	-	-	56-68	.824	69	2.5	94	-	-	-	352	12.6
1974	29	160-292	.548	-	-	76-91	.835	62	2.1	98	-	-	-	396	13.7
Totals:	83	407-820	.496	-	-	206-255	.808	200	2.4	313	-	-	-	1020	12.3

**1,007 • Joe Mackey (1970-72)**

Year	Games	FG-FGA	%	3FG-3FGA	%	FT-FTA	%	Reb	Avg.	A	TO	BS	S	Points	Avg.
1970	25	100-229	.437	-	-	32-41	.780	83	3.3	21	-	-	-	232	9.3
1971	26	127-274	.464	-	-	30-58	.517	109	4.2	40	-	-	-	284	10.9
1972	26	207-454	.456	-	-	77-101	.762	146	5.6	48	-	-	-	491	18.9
Totals:	77	434-957	.454	-	-	139-200	.695	338	4.4	109	-	-	-	1007	13.1

USC • Scoring Records

TROJAN 100-POINT GAMES

Points	Opponent	Score	Year
130	vs. Meiji University	130-71	1963
122	vs. Alabama	122-75	1971
118	vs. George Mason	118-97	1996
117	vs. Arizona State	117-71	1998
110	vs. Oregon State	110-75	1971
	vs. Chicago State	110-69	1991
108	vs. Vanderbilt	108-89	1970
	at Arizona State	108-95	1970
107	vs. Oklahoma State	107-88	1975
	vs. Oregon	107-91	1982
	vs. CS Sacramento	107-90	1992
	vs. Howard	107-65	1994
	at UC Irvine	107-45	1997
	vs. Bradley	107-92	2001
106	vs. Washington	106-69	1967
	vs. Denver (at Forum)	106-65	1977
	vs. Washington State	106-73	1997
105	vs. Stanford	105-84	1977
	at Notre Dame	105-95	1991
	vs. Loyola Marymount	105-92	1994
104	vs. Idaho	104-64	1977
103	vs. New Mexico	103-39	*1955
	vs. Havard (at Long Beach)	103-76	1991
	vs. Stanfrod (at Staples Center)	103-78	2002
102	vs. San Francisco	102-82	1972
	vs. California	102-69	1972
	vs. Utah	102-82	1975
	vs. Tennessee-Martin	102-81	1992
101	vs. Hawaii	101-75	1965
	at Louisiana State	101-98	1970
	Brigham Young	101-65	1971
	vs. Villanova	101-74	1975
	vs. Howard	101-74	1976
	vs. San Diego State	101-54	1999
100	vs. Michigan State	100-69	1965
	vs. Arizona	100-76	1974
	vs. Louisiana State	100-87	1975

*First time USC scored 100 or more points in a game


TROJAN OPPONENT 100-POINT GAMES

Points	Opponent	Score	Year
111	at Stanford	68-111	2000
108	at Arizona State	78-108	2003
107	at UCLA	83-107	1967
	at Arizona	68-107	1992
	at Kansas	78-107	1999
105	at Washington	84-105	*1956
	at UCLA	90-105	1967
	vs. Arizona	61-105	2001
103	vs. Arizona	68-103	1988
102	at Bradley	97-102	1967
	at UCLA	94-102	1979
	at Syracuse	68-102	1986
101	at UCLA	67-101	1968
	at Virginia Tech	73-101	1988
	at Arizona State	67-101	1993
	at UCLA	72-101	1994
	at Arizona	77-101	1997
	at UCLA	84-101	1998
	vs. Washington	86-101	1998
100	vs. Cincinnati	81-100	1997
	vs. Arizona State	85-100	2004

*First time USC allowed 100 or more points in a game

TEAM GAME/SEASON RECORDS

Margin of Victory (any opponent)	Score	Year	
66	vs. Manual Arts High	77-11	1913
66	vs. So. California Telephone	80-14	1925
Margin of Victory (college opponent)			
64	vs. New Mexico	103-39	1955
Margin of Defeat (any opponent)			
63	vs. Los Angeles Athletic Club	14-77	1914
Margin of Defeat (college opponent)			
44	vs. Arizona	61-105	2001
44	at Arizona	48-92	1988
Margin of Defeat at Home			
44	vs. Arizona	61-105	2001
Fewest Points in a Winning Effort			
15	at Pomona	15-10	1907
Most Points in a Losing Effort			
97	at Bradley	97-102	1967
Fewest Points in a Losing Effort			
8	at Whittier	8-38	1909
8	vs. Arizona	8-24	1923
Most Points in a Half			
69	vs. Alabama (second half)		1971
Fewest Points in a Half (since 1953)			
10	at Oregon State (second half)		1982
Most Points Scored by Both Teams			
215	USC def. George Mason	118-97	1996
Fewest Points Scored by Both Teams			
25	USC def. Pomona	15-10	1907
Most consecutive 100-point games			
3	vs. LSU (100-87), Oklahoma State (107-88), Utah (102-82)		1975



O.J. Mayo

USC • Yearly Team Stats

Year	G	FG	FGA	%	3FG	3FGA	%	FT	FTA	%	OR	DR	TR	AVG	PF-FO	A	TO	BK	ST	PTS	AVG
2009	35	872	1843	.473	129	396	.326	524	778	.674	409	838	1247	35.6	584-17	438	487	165	224	2397	68.5
2008	33	820	1710	.480	184	476	.387	453	661	.685	305	801	1106	33.5	530-20	409	482	145	188	2277	69.0
2007	37	946	1988	.476	207	523	.396	557	779	.715	349	928	1277	34.5	660-19	472	540	148	206	2656	71.8
2006	30	727	1678	.433	196	569	.344	405	586	.691	294	652	946	31.5	557-14	388	426	99	221	2055	68.5
2005	29	805	1802	.447	233	636	.366	316	528	.598	400	629	1029	35.5	581-14	436	480	76	241	2159	74.4
2004	28	746	1727	.432	191	621	.308	428	646	.663	358	662	1020	36.4	577-19	383	428	93	249	2111	75.4
2003	30	829	1989	.417	186	575	.323	451	645	.699	465	693	1158	38.6	656-25	411	446	105	276	2295	76.5
2002	32	909	2063	.441	201	580	.347	475	686	.692	455	776	1231	38.5	635-16	504	390	129	287	2494	77.9
2001	34	898	1955	.459	208	597	.348	616	873	.706	422	828	1250	36.8	617-14	514	512	151	259	2620	77.1
2000	30	842	1840	.458	190	521	.365	468	672	.696	401	691	1092	36.4	545-17	518	458	119	275	2342	78.1
1999	28	752	1706	.441	182	529	.344	437	630	.694	348	699	1047	37.4	574-15	437	467	124	264	2123	75.8
1998	28	758	1763	.430	228	610	.374	357	558	.640	385	652	1037	37.0	586-20	391	485	122	236	2101	75.0
1997	28	755	1711	.441	180	520	.346	539	771	.699	355	579	1045	37.3	617-23	416	522	83	259	2229	79.6
1996	30	781	1813	.431	133	415	.321	489	718	.681	361	587	1045	34.8	632-29	381	465	133	187	2184	72.8
1995	28	775	1795	.432	162	521	.311	428	620	.690	367	574	1068	38.1	556-14	367	455	66	221	2140	76.4
1994	28	714	1651	.433	147	416	.353	456	733	.622	366	549	1038	37.1	604-18	383	427	108	231	2031	72.5
1993	30	730	1725	.423	259	720	.360	425	677	.628	422	640	1138	37.9	557-14	409	450	62	203	2144	71.5
1992	30	814	1824	.446	230	609	.378	523	756	.692	388	620	1086	36.2	554-12	448	383	45	217	2381	79.4
1991	29	881	1846	.477	137	395	.347	460	687	.670	350	666	1134	39.1	568-16	488	390	67	193	2359	81.4
1990	28	782	1661	.471	105	279	.376	413	629	.657	335	581	1014	36.2	507-15	434	386	51	203	2082	74.4
1989	32	867	1943	.446	137	375	.365	442	707	.625	452	659	1231	38.5	658-23	499	526	72	247	2313	72.3
1988	28	643	1487	.432	135	407	.332	318	501	.635	323	519	934	33.4	527-14	387	535	74	199	1739	62.1
1987	28	642	1527	.420	75	224	.335	356	548	.650	-	-	946	33.8	519-15	358	465	191	198	1715	61.3
1986	28	750	1587	.473	-	-	-	444	625	.710	-	-	955	34.1	578-23	422	425	127	165	1944	69.4
1985	29	760	1560	.487	-	-	-	450	663	.679	-	-	994	34.3	578-16	444	346	81	145	1970	67.9
1984	31	726	1580	.459	-	-	-	483	673	.718	-	-	952	30.7	642-15	265	415	81	173	1935	62.4
1983	28	724	1506	.481	-	-	-	481	706	.681	-	-	929	33.2	547-21	320	390	80	159	1929	68.9
1982	28	770	1569	.491	-	-	-	472	702	.672	-	-	963	34.4	567-10	333	382	77	156	2012	71.9
1981	27	725	1516	.478	-	-	-	420	580	.724	-	-	919	34.0	529-15	322	411	83	166	1870	69.3
1980	27	789	1662	.475	-	-	-	397	604	.657	-	-	981	36.3	572-18	371	481	47	191	1975	73.1
1979	29	888	1779	.499	-	-	-	383	572	.670	-	-	991	34.2	576-19	481	438	86	208	2159	74.4
1978	27	799	1687	.474	-	-	-	374	548	.682	-	-	1009	37.4	596-15	398	-	-	-	1972	73.0
1977	26	783	1659	.472	-	-	-	310	422	.735	-	-	912	35.1	524-15	411	-	-	-	1876	72.2
1976	27	860	1779	.483	-	-	-	385	508	.758	-	-	1052	39.0	551-18	505	-	-	-	2105	78.0
1975	26	935	1979	.473	-	-	-	370	532	.696	-	-	1211	46.6	571-15	468	-	-	-	2240	86.2
1974	29	922	1837	.502	-	-	-	339	498	.681	-	-	1119	38.6	596-13	494	-	-	-	2183	75.3
1973	28	855	1943	.440	-	-	-	315	484	.647	-	-	1296	46.3	528-14	368	-	-	-	2024	72.3
1972	26	775	1692	.458	-	-	-	419	593	.707	-	-	1189	45.7	409-9	367	-	-	-	1971	75.8
1971	26	860	1924	.446	-	-	-	469	689	.681	-	-	1276	49.1	496-13	373	-	-	-	2189	84.2
1970	26	812	1777	.456	-	-	-	453	655	.692	-	-	1142	43.9	506-16	304	-	-	-	2077	79.8
1969	26	691	1554	.444	-	-	-	462	696	.663	-	-	1069	41.1	501-21	-	-	-	-	1844	70.9
1968	26	743	1686	.440	-	-	-	405	603	.671	-	-	1159	44.6	447-14	-	-	-	-	1891	72.7
1967	25	727	1648	.441	-	-	-	439	633	.694	-	-	1140	45.6	557-35	-	-	-	-	1893	75.7
1966	26	718	1747	.411	-	-	-	457	604	.757	-	-	1181	45.4	525-24	-	-	-	-	1893	72.8
1965	26	714	1679	.425	-	-	-	479	716	.669	-	-	1288	49.5	463-17	-	-	-	-	1907	73.3
1964	26	641	1639	.389	-	-	-	491	741	.663	-	-	1243	47.8	498-30	-	-	-	-	1773	68.2
1963	26	592	1468	.402	-	-	-	502	737	.680	-	-	1115	42.9	473-13	-	-	-	-	1691	65.0
1962	25	623	1553	.401	-	-	-	471	634	.743	-	-	1120	44.8	456-19	-	-	-	-	1717	68.4
1961	29	773	1868	.415	-	-	-	556	806	.690	-	-	1408	48.6	536-26	-	-	-	-	2102	72.5
1960	27	646	1645	.393	-	-	-	541	792	.683	-	-	1315	48.7	522-14	-	-	-	-	1833	67.9
1959	26	609	1531	.398	-	-	-	479	705	.670	-	-	1173	45.1	463-21	-	-	-	-	1697	65.3
1958	25	582	1569	.371	-	-	-	454	713	.637	-	-	1109	44.4	493-19	-	-	-	-	1618	64.7
1957	28	676	1752	.384	-	-	-	636	967	.658	-	-	1193	42.6	549-25	-	-	-	-	1988	71.0
1956	26	626	1713	.365	-	-	-	519	782	.664	-	-	1173	45.1	487-12	-	-	-	-	1771	68.1
1955	26	626	1629	.384	-	-	-	530	761	.696	-	-	1124	43.2	-	-	-	-	-	1782	69.5
1954	34	743	2144	.347	-	-	-	613	924	.663	-	-	1218	35.9	667-19	-	-	-	-	2099	61.7
1953	24	594	1610	.369	-	-	-	496	744	.667	-	-	953	39.7	407	-	-	-	-	1684	70.2
1952	30	649	-	-	-	-	-	474	727	.652	-	-	-	-	737	-	-	-	-	1772	59.1
1951	27	632	1708	.370	-	-	-	407	639	.637	-	-	-	-	581	-	-	-	-	1673	61.9
1950	24	500	1371																		

USC • FG Records

SINGLE GAME

Team

Field Goals Attempted	
97 vs. Hawai'i.....	1965
Fewest Field Goals Attempted	
20 at UCLA.....	1969
Field Goals Made	
50 vs. Alabama.....	1971
Fewest Field Goals Made	
4 vs. UCLA.....	1932
at California.....	1932
Field Goal Percentage	
71.1 at San Jose State (27-38).....	1983
Field Goal Percentage in a Half	
81.0 vs. Richmond (17-21).....	1982
Lowest Field Goal Percentage	
15.7 at California (8-51).....	1954
Lowest Field Goal Percentage in a Half	
13.3 vs. UCLA (4-30).....	1974



STEVE SMITH

SINGLE GAME FG TOP 10 CHARTS

Field Goals Made

- Dennis Layton (1-24-70)..... @ ASU..... 18
- John Block (2-18-66)..... @ Oregon .. 18
- John Rudometkin (12-23-60).. Hawai'i..... 17
- Cliff Robinsonv (1-30-78)..... Portland St. 16
- Harold Miner (11-25-91)..... @ Neb..... 15
- Harold Miner (12-28-89)..... Cen. Ct. St.. 15
- Clint Chapman (12-16-74)..... @ Houston. 15
- Gus Williams (1-18-75)..... @ Stanford. 15
- John Rudometkin (2-4-61)..... UCLA..... 15
- 12 tied with 14, most recently:
Brian Scalabrine (12-21-00)... vs. BYU-HI. 14

Field Goals Attempts

- Harold Miner (11-25-91)..... @ Neb..... 34
- Harold Miner (2-22-92)..... Stanford..... 33
- John Block (2-25-66)..... Stanford..... 31
- Gus Williams (2-1-75)..... @ UCLA..... 29
- Joe Mackey (2-5-72)..... @ UCLA..... 29
- Dennis Layton (12-18-70)..... @ Fla. St.... 28
- John Block (2-18-66)..... @ Oregon.. 28
- John Rudometkin (12-4-61)... @ Kentucky28
- John Rudometkin (2-4-61)..... UCLA..... 28
- 5 tied with 27, most recently:
O.J. Mayo (11-10-07)..... Mercer..... 27

Field Goal Percentage

* Four players tied for first at 90.9% (min. 10 FGA)

Taj Gibson (3/20/09 vs. BC).....	100.0 (10-of-10)
Jim Marsh (1/12/68 vs. Stanford)....	90.9 (10-of-11)
Steve Smith (12/21/78 vs. Kansas)90.9	(10-of-11)
Wayne Carlander (1/21/84 vs. Cal)90.9	(10-of-11)
Lorenzo Orr (1/2/93 at ND).....	90.9 (10-of-11)



RONNIE COLEMAN

SEASON FG TOP 10 CHARTS

Field Goal % (min. 5 att./game)

- 62.96 Jeff McMillan (119-189)..... 2004
- 60.13 Taj Gibson (190-316)..... 2009
- 57.98 Taj Gibson (138-238).....2008
- 57.50 Davon Jefferson (138-240)...2008
- 57.44 Steve Smith (112-195)..... 1979
- 57.35 Chris Munk (78-136)..... 1988
- 56.80 Wayne Carlander (96-169) 1982
- 56.13 Wayne Carlander (142-253) 1983
- 55.98 Derrick Dowell (131-234) .. 1985
- 55.72 John Lambert (151-271).... 1975

Field Goals Made

- 250 Harold Miner.....1992
- 240 John Rudometkin.....1961
- 239 Nick Young.....2007
- 237 O.J. Mayo.....2008
- 236 Sam Clancy.....2002
- 235 Harold Miner.....1991
- 230 John Block.....1966
- 220 Derrick Dowell.....1987
- 220 Gus Williams.....1975
- 219 Sam Clancy.....2001
- 219 Ronnie Coleman.....1991


Field Goals Attempted

- 571 Harold Miner.....1992
- 536 O.J. Mayo.....2008
- 529 John Block.....1966
- 519 Harold Miner.....1991
- 486 John Rudometkin.....1961
- 478 Sam Clancy.....2002
- 464 John Rudometkin.....1961
- 460 Gus Williams.....1975
- 455 Nick Young.....2007
- 454 Joe Mackey.....1972
- 454 Desmon Farmer.....2003

CAREER FG PERCENTAGE

- 58.24 Jeff McMillan (219-376).....2004-05
- 57.97 Taj Gibson (502-866).....2007-09
- 57.50 Davon Jefferson (138-240)..... 2008
- 56.06 Steve Smith (185-330)..... 1978-79
- 54.23 Ronnie Coleman (737-1359) 1988-91
- 53.74 Wayne Carlander (603-1122) 1982-85
- 53.13 Steve Malovic (170-320) 1975-76
- 52.88 Mike Westra (257-486).... 1972-74
- 52.57 Clayton Olivier (204-388) 1982-85
- 51.87 John Lambert (346-667). 1973-75

USC • 3-PT FG Records



LODRICK STEWART



PHIL GLENN

SINGLE GAME 3FG TOP 10 CHARTS

Three-Point Field Goals Made

1. Anthony Pendleton (12-9-87) . LB St. 9
2. Desmon Farmer (1-15-04) Arizona 7
- Desmon Farmer (1-2-03) @ WSU 7
- David Bluthenthal (2-16-02)... Arizona 7
- Adam Spanich (1-29-98)..... Washington.. 7
- Adam Spanich (11-29-97)..... @ SDSU 7
- Dwayne Hackett (3-22-93)..... Pepperdine .. 7
- Phil Glenn (3-11-93)..... @ Arizona 7
- Dwayne Hackett (12-27-92)... @ Miami (FL)7
- Dwayne Hackett (12-1-92)..... SF State 7
- Phil Glenn (12-28-91) Robert Morris7
- Anthony Pendleton (12-30-88)Tulsa 7
- Gabe Pruitt (2-17-05)..... @Stanford.... 7
- O.J. Mayo (3-1-08)..... @Arizona St. 7

Three-Point Field Goals Att.

1. Anthony Pendleton (12-21-87)@ Stanford..19*
* Pac-10 record
 2. Phil Glenn (2-11-93) Oregon 17
 3. Anthony Pendleton (12-9-87) LBS..... 15
 4. Gabe Pruitt (1-12-06).....Washington 14
 - Desmon Farmer (12-19-03) .. @ Fresno St. . 14
 - Desmon Farmer (2-25-04) UCLA..... 14
 - Desmon Farmer (3-4-04) @ Oregon.... 14
 - Adam Spanich (1-29-98) Washington . 14
 - Dwayne Hackett (1-28-93) UCLA..... 14
 10. Gabe Pruitt (2-4-06)..... Arizona St 13
 - Desmon Farmer (1-16-03)..... Arizona..... 13
 - Gary Johnson (3-5-98) Arizona 13
 - Dwayne Hackett (1-21-93) California 13
 - Dwayne Hackett (12-23-92) ..Nebraska 13
 - Dwayne Hackett (12-1-92)SF State 13
- ** four others tied with 13

Three-Point Field Goal Pct.

1. Lodrick Stewart (2007) at OSU (6-of-6) 100.0
2. Brad Winslow (1987) ... at Cal (5-of-5) ... 100.0
- Erick Craven (2002) R.I. (5-of-5) 100.0

SINGLE GAME

Team

- Three-Point FGs Attempted
38 vs. Oregon (10-38)..... 1993
- Fewest Three-Point FGs Attempted
2 vs. Oregon State (0-2) 1987
- Three-Point FGs Made
20 at Oregon State (20-29)..... 2000
Pac-10 record (Jan.-29, 2000)
- Fewest Three-Point FGs Made
0 many times
- Three-Point FG Percentage
83.3 vs. Washington (5-6) 1987

CAREER 3FG MADE

Three-Point Field Goals Made

1. 232 Lodrick Stewart 2004-07
2. 218 Brandon Granville 1999-02
3. 203 Desmon Farmer 2001-04
4. 179 Gabe Pruitt 2005-07
5. 176 Harold Miner..... 1990-92
6. 171 David Bluthenthal 1999-02
7. 163 Elias Ayuso..... 1997-99
8. 156 Phil Glenn..... 1990-93
9. 145 Stais Boseman 1994-97
10. 133 Anthony Pendleton..... 1988-89
11. 124 Dwayne Hackett..... 1992-93
12. 121 Burt Harris 1993-95
13. 119 Adam Spanich..... 1998-99
14. 114 Duane Cooper 1988-89, 1991-92
- 15 106 Dwight Lewis..... 2007-09
16. 105 Rodney Chatman 1990-93
17. 95 Nick Young 2005-07
18. 92 Errick Craven 2002-05
19. 88 O.J. Mayo.....2008
20. 77 Brandon Martin..... 1993-96

SEASON 3FG TOP 10 CHARTS

Three-Point Field Goals Made

1. 93 Phil Glenn..... 1993
2. 91 Dwayne Hackett 1993
3. 88 O.J. Mayo.....2008
4. 83 Desmon Farmer2004
- 83 Anthony Pendleton 1989
6. 77 Lodrick Stewart2007
7. 73 Adam Spanich..... 1998
8. 70 Lodrick Stewart2005
9. 68 Elias Ayuso.....1999
- 68 Gabe Pruitt2006

Three-Point Field Goals Att.

1. 249 Desmon Farmer2004
2. 243 Dwayne Hackett1993
3. 226 Phil Glenn.....1993
4. 215 O.J. Mayo.....2008
5. 195 Anthony Pendelton.....1989
- 195 Desmon Farmer2003
7. 182 Elias Ayuso.....1999
8. 179 Gabe Pruitt2006
9. 175 Harold Miner.....1991
- 175 Lodrick Stewart2005
- 175 Lodrick Stewart2007

Three-Point FG % (1 made pg)

1. 45.0 Gabe Pruitt (63-140).....2005
2. 44.0 Lodrick Stewart (77-175).....2007
- 44.0 Nick Young (44-100).....2007
4. 42.6 Anthony Pendleton (83-195) 1989
5. 42.6 Duane Cooper (60-141) 1992
6. 42.3 Harold Miner (60-142) 1990
7. 42.4 Duane Cooper (39-92) 1991
8. 42.0 Adam Spanich (73-174) 1998
9. 41.2 Phil Glenn (93-226).....1993
10. 40.9 David Bluthenthal (65-159) ...2001
- 40.9 O.J. Mayo (88-215)2008

USC • FT Records

SINGLE GAME

Team

Free Throws Made

43 vs. Idaho 1957

Fewest Free Throws Made

1 vs. Notre Dame (at New York) 1973
at California 1979

Free Throws Attempted

63 vs. Idaho 1957

Fewest Free Throws Attempted

2 vs. Notre Dame (at New York) 1973

Free Throw Percentage

100.0 vs. Oregon (22-22) 2002
(Pac-10 and Pac-10 Tournament record)

100.0 vs. Oregon State (15-15) 1992
96.7 vs. Washington (29-30) 1964

Lowest Free Throw Percentage

14.3 at California (1-7) 1979



DAVID BLUTHENTHAL

SINGLE GAME FT TOP 10 CHARTS

Free Throws Made

1. John Block (2-11-66) Washington 21
2. Danny Rogers (3-1-57) Oregon 19
3. Danny Rogers (2-26-57) UCLA 16
4. Harold Miner (2-15-90) Stanford 15
Dwight Anderson (12-23-81) .. Richmond... 15
6. Brian Scalabrine (12-23-00) .. vs. BYU 14
Harold Miner (12-21-91) Ohio State.. 14
Harold Miner (3-2-91) @ WSU 14
Chris Moore (2-23-89) WSU 14
Jim White (2-15-58) California.... 14

Free Throws Attempted

1. Danny Rogers (3-1-57) Oregon 26
2. John Block (2-11-66) Washington 21
3. Derrick Dowell (2-26-87) @ UCLA 20
4. Chris Moore (2-23-89) WSU 19
Chris Moore (1-14-88) @ UCLA 19
6. Sam Clancy (12-22-01) @ LMU 18
Dwight Anderson (12-23-81) .. Richmond... 18
Danny Rogers (2-26-57) UCLA 18
9. Harold Miner (12-29-91) Ohio State.. 17
Ronnie Coleman (11-28-88) .. Portland 17
Cliff Robinson (2-2-78) California... 17
Dick Welsh (12-31-53) Iowa 17
Jeff McMillan (3-5-05) Ore. St. 17

FT Pct. (min. 10 attempts)

1. John Block (1966) Wash. (21-of-21) 100.0
* Pac-10 record
2. Brandon Granville (2002) at ASU (11-11) .. 100.0
David Crouse (1997) at Cal (11-11) ... 100.0
Daniel Hackett (2007) vs. GWU (11-11) 100.0
5. Desmon Farmer (2003) . at WSU (10-10) .. 100.0
Brandon Granville (2002) Cal (10-10) 100.0
David Bluthenthal (2000) at ASU (10-10) .. 100.0

Consecutive FT made

41, David Bluthenthal (nine-game span, including final seven games of 2000 and first two of 2001)

Consecutive FT made (Pac-10 games)

42, David Bluthenthal (14-game span, including final seven games of 2000 and first seven of 2001)

SEASON FT TOP 10 CHARTS

FT % (min. 2.5 att./game)

1. 86.02 Maurice Williams (80-93) .. 1981
2. 84.67 Tom Lewis (127-150) 1986
3. 84.33 Brandon Martin (113-134) . 1996
4. 84.13 Harold Miner (106-126) 1990
5. 84.09 David Bluthenthal (74-88) .. 2000
6. 83.52 Dan Anderson (76-91) 1974
7. 82.86 Adam Spanich (58-70) 1998
8. 82.83 Dennis Layton (82-99) 1970
9. 82.82 Desmon Farmer (135-163) .. 2003
10. 82.56 Paul Henderson (71-86) 1977

Free Throws Made

1. 232 Harold Miner 1992
2. 195 Danny Rogers 1957
3. 194 John Block 1966
4. 169 Gordon Martin 1963
5. 165 John Rudometkin 1961
6. 152 Harold Miner 1991
7. 149 Sam Clancy 2001
8. 144 John Rudometkin 1962
9. 138 Sam Clancy 2002
138 Chris Appel 1962

Free Throw Attempts

1. 286 Harold Miner 1992
2. 266 Danny Rogers 1957
3. 236 John Block 1966
4. 226 Sam Clancy 2001
5. 223 Gordon Martin 1963
6. 221 Sam Clancy 2002
7. 216 Derrick Dowell 1987
8. 208 John Rudometkin 1961
9. 202 Chris Appel 1961
5. 198 Dick Welsh 1954

CAREER FT CHARTS


Free Throw Percentage

1. 81.40 Harold Miner (490-602) 1990-92
2. 80.78 Dan Anderson (206-255) .. 1972-74
3. 80.61 David Bluthenthal (212-263) 1999-02
4. 80.59 Brandon Martin (245-304) 1993-96
5. 80.32 Bill Sharman (249-310) 1947-50
6. 80.27 Maurice Williams (232-289) 1979-82
7. 80.26 O.J. Mayo (122-152) 2008
8. 79.88 Paul Henderson (135-169) 1977-78
9. 79.87 Elias Ayuso (123-154) 1997-99
10. 79.14 Jerry Pimm (129-163) 1958-60

Free Throws Made

1. 490 Harold Miner 1990-92
2. 469 Lorenzo Orr 1992-95
3. 415 John Block 1964-66
4. 402 John Rudometkin 1960-62
5. 394 Brandon Granville 1999-02
6. 391 Sam Clancy 1999-02
7. 353 Desmon Farmer 2001-04
8. 339 Brian Scalabrine 1999-01
9. 336 Derrick Dowell 1984-87
10. 330 Allen Young 1964-65

USC • Rebounding Records



RON RILEY



CLIFF ROBINSON

SINGLE GAME TOP 10 CHARTS

Total Rebounds

1. David Bluthenthal (1-20-00) ... ASU 28
 - Cliff Robinson (1-20-78)..... Portland St. 28
 3. Ron Riley (2-19-72) @ WSU 25
 4. Ron Riley (2-20-71) Oregon St. . 23
 5. Ron Riley (3-10-72) UCLA 22
 - Ron Riley (12-12-70) ASU 22
 7. Derrick Dowell (2-1-85)..... UCLA 21
 - Ron Riley (2-19-71) Oregon 21
 - Ron Taylor (12-8-67) Villanova 21
 - John Block (12-10-65) Hawaii 21
- * Four others tied with 21

20-POINT, 20-REBOUND GAMES

John Rudometkin

- 21 pts., 21 rebs. vs. Denver..... 9-28-61
23 pts., 21 rebs. at Wyoming..... 12-22-61

Allen Young

- 30 pts., 20 rebs. at Wash. State 2-22-64

Ron Riley

- 20 pts., 20 rebs. vs. LSU 1-2-71
23 pts., 21 rebs. at Oregon St. 2-12-71
21 pts., 20 rebs. at Oregon 2-13-71
23 pts., 23 rebs. vs. Oregon St. 2-20-71
27 pts., 25 rebs. at Wash. St. 2-19-72
27 pts., 22 rebs. vs. UCLA..... 3-10-72

Mike Westra

- 20 pts., 20 rebs. vs. Fordham..... 12-20-72

Cliff Robinson

- 35 pts., 28 rebs. vs. Portland St. 1-20-78

Derrick Dowell

- 24 pts., 21 rebs. vs. UCLA..... 2-1-85

SINGLE GAME

Team

Rebounds

- 76 vs. Hawai'i..... 1961
vs. Hawai'i..... 1965

Fewest Rebounds

- 12 at UCLA 1969

Team Rebounds

- 20 vs. Oregon State..... 1973

Rebound Margin

- +39 vs. Hawai'i (76-37)..... 1961

SEASON TOP 10 CHARTS

Total Rebounds

1. 398 Ron Riley..... 1971
2. 369 Ron Riley..... 1972
3. 325 John Rudometkin 1961
4. 322 Roy Irvin 1955
5. 321 Taj Gibson 2007
6. 316 Taj Gibson 2009
7. 306 Bill Hewitt 1968
8. 303 Allen Young 1964
9. 302 Sam Clancy 2002
10. 300 Ron Riley..... 1970
11. 284 Jaha Wilson..... 1995
12. 282 John Block..... 1966
13. 280 John Rudometkin 1962
14. 272 Allen Young 1965
- 272 Bill Hewitt 1967
16. 266 Roy Irvin 1954
17. 259 Taj Gibson 2008
18. 255 Sam Clancy 2001
19. 250 David Bluthenthal 2000
20. 249 Jim Hanna 1958

Rebound Average

1. 15.3 Ron Riley..... 1971
2. 14.2 Ron Riley..... 1972
3. 12.4 Roy Irvin 1955
4. 12.1 Allen Young 1964
5. 12.0 John Rudometkin 1961
6. 11.8 Bill Hewitt 1968
7. 11.6 John Rudometkin 1962
- 11.6 Cliff Robinson 1979
9. 11.5 Ron Riley 1970
10. 10.9 Bill Hewitt 1967

CAREER CHARTS

Rebounds

1. 1,067 Ron Riley (78 games) . 1970-72
2. 896 Taj Gibson (105 games). 2007-09
3. 839 Sam Clancy (113)..... 1999-02
4. 831 John Rudometkin (79) . 1960-62
5. 822 Allen Young (77)..... 1963-65
6. 821 Ronnie Coleman (116) 1988-91
7. 806 Derrick Dowell (119) 1984-87
8. 768 Roy Irvin (84)..... 1953-55
9. 767 Wayne Carlander (116) 1982-85
10. 763 Jaha Wilson (111)..... 1994-97
11. 755 David Bluthenthal (116) 1999-02
12. 727 John Block (78) 1964-66
13. 694 Lorenzo Orr (114)..... 1992-95
14. 646 Purvis Miller (90) 1978-81
- 646 Chris Munk (109)..... 1987-90

Rebound Average

1. 13.7 Ron Riley (1067 rebs, 78 g) 1970-72
2. 11.3 Bill Hewitt (578, 51)..... 1967-68
3. 10.7 Allen Young (822, 77) ... 1964-65
4. 10.5 John Rudometkin (831, 79) 1960-62
- 10.5 Cliff Robinson (474, 45) 1978-79
6. 9.3 John Block (727, 78)..... 1964-66
7. 9.1 Roy Irvin (768, 84) 1953-55
8. 8.5 Taj Gibson (896, 105) 2007-09
9. 8.3 Jim Hanna (632, 76) 1958-60
10. 7.8 Jeff McMillan (414, 53) .. 2004-05

USC • Misc. Records

ASSISTS, STEALS, BLOCKS & TURNOVERS

SINGLE GAME TOP 10 CHARTS

Assists

1. Brandon Granville (11-23-99) . vs. Memphis 15
2. Stais Boseman (12-20-95)..... Geo. Mason 14
Larry Friend (12-6-85)..... Texas 14
4. Daniel Hackett (12-4-09)..... @ Oklahoma 13
Larry Friend (2-14-85)..... ASU 13
Casey Jones (12-18-76)..... @ Baylor.... 13
7. Brandon Granville (12-1-99)... UCSB..... 12
Brandon Granville (1-4-02)..... WSU 12
Burt Harris (3-3-94)..... UCLA 12
Jacque Hill (12-12-81) @ LBS 12
Casey Jones (1-23-77) Denver 12
Paul Westphal (12-4-71)..... USF..... 12

Steals

1. Jeff Trepagnier (11-24-99)..... vs. Utah St. 10
2. Errick Craven (2-2-03) Oregon..... 8
Jeff Trepagnier (12-9-98)..... LMU 8
4. Errick Craven (3-2-02) Oregon St. ... 7
Jeff Trepagnier (3-9-00) Washington.. 7
Cameron Murray (12-6-94) CS Sac..... 7
Gabe Pruitt (2-2-06)..... Arizona..... 7

Blocked Shots

1. Avondre Jones (12-30-95) Rhode Island 8
Gerry Wright (11-30-82) Santa Clara.. 8
Steve Malovic (12-19-75)..... Howard 8
4. Sam Clancy (3-3-01)..... California..... 7
Avondre Jones (12-20-95)..... Geo. Mason . 7
Taj Gibson (1-4-07) @ Oregon 7
7. Taj Gibson (11-15-07) @ Citadel..... 6
Sam Clancy (12-30-00)..... LBS..... 6
Sam Clancy (1-9-99)..... @ Ore. State 6
* Six others tied with six

Turnovers

1. Taj Gibson (2007)..... at Kansas ... 11
2. Cliff Robinson (1978) at Wash..... 10
Steve Smith (1978) vs. Ore. St. 10
O.J. Mayo (2008) vs. UCLA... 10

SINGLE GAME TEAM RECORDS

- Assists – 30, vs. Oklahoma State..... 1975
Fewest Assists – 1, at WSU 1988
Steals – 23, vs. Loyola Marymount 1999
Fewest Steals – 0, at UCLA 1991
vs. Washington St 2008
vs. UCLA 2009
Blocked Shots – 12, vs. Santa Cl. 1983
Fewest Blocked Shots – 0, many times
Turnovers – 33, at Washington 1986
Fewest Turnovers – 4, vs. Oregon... 1984

SEASON TOP 10 CHARTS

Assists

1. 248 Brandon Granville 2000
2. 207 Brandon Granville2001
3. 184 Brandon Granville2002
4. 176 Larry Friend.....1985
5. 166 Daniel Hackett.....2009
6. 165 Robert Pack1990
7. 161 Larry Friend.....1986
161 Duane Cooper1992
9. 154 Robert Pack1991
10. 143 Burt Harris1993

Steals

1. 94 Jeff Trepagnier2000
2. 73 Errick Craven2003
3. 68 Errick Craven2002
4. 62 Derrick Dowell1987
62 Brandon Granville2000
62 Errick Craven2004
7. 59 Brandon Granville1999
- 59 Stais Boseman1997
9. 57 Gary Johnson1998
- 57 Stais Boseman1996

Blocked Shots

1. 100 Taj Gibson2009
2. 84 Taj Gibson2008
3. 81 Sam Clancy2001
4. 72 Avondre Jones1996
5. 69 Taj Gibson2007
6. 50 Rod Keller@ Citadel.....1987
7. 48 Sam Clancy2002
8. 47 Abdoulaye N'diaye2006
9. 46 Rod Keller1986
10. 43 Ken Johnson1982
43 Rory O'Neil.....2004

Turnovers

1. 121 Brandon Granville2000
2. 117 Brandon Granville2001
117 O.J. Mayo.....2008
4. 116 Daniel Hackett.....2009
5. 110 Brian Scalabrine2000
6. 107 Stais Boseman1996
107 Taj Gibson2007
8. 104 Brian Scalabrine2001
9. 102 Robert Pack1990
10. 98 Brian Scalabrine1998

CAREER TOP 10 CHARTS

Assists

1. 779 Brandon Granville 1999-02
2. 409 Larry Friend..... 1983-86
3. 398 Duane Cooper. 1988-89, 1991-92
4. 389 Jacque Hill..... 1980-83
5. 363 Daniel Hackett 2007-09
6. 362 Gus Williams 1973-75
7. 319 Robert Pack 1990-91
8. 313 Dan Anderson 1972-74
9. 308 Burt Harris 1993-95
10. 305 Rich Grande 1986-89

Steals

1. 229 Brandon Granville 1999-02
2. 224 Errick Craven 2002-05
3. 208 Stais Boseman 1994-97
4. 204 Jeff Trepagnier 1998-01
5. 179 Derrick Dowell 1984-87
6. 158 Gabe Pruitt 2005-06
7. 148 Lodrick Stewart 2004-06
8. 134 Sam Clancy 1999-02
9. 116 David Bluthenthal 1999-02
10. 115 Mark Boyd 1991-94

Blocked Shots

1. 253 Taj Gibson 2007-09
2. 195 Sam Clancy 1999-02
3. 129 Rory O'Neil 2002-05
4. 128 Lorenzo Orr 1992-95
5. 116 Rod Keller 1984-87
6. 104 Jeff Trepagnier 1998-01
7. 101 Avondre Jones 1994, 1996
8. 83 Chris Munk 1987-90
9. 81 Brian Scalabrine 1999-01
10. 74 David Crouse 1993, 1995-97

Turnovers

1. 396 Brandon Granville 1999-02
2. 324 Stais Boseman 1994-97
3. 312 Brian Scalabrine 1999-01
4. 261 Errick Craven 2002-05
5. 260 Taj Gibson 2007-09
6. 253 Derrick Dowell 1984-87
7. 244 Daniel Hackett..... 2007-09
8. 238 Ronnie Coleman 1988-91
9. 224 Duane Cooper. 1988-89, 1991-92
10. 223 Lodrick Stewart 2004-07

USC • Misc. Records

SINGLE GAME

Team

Personal Fouls	
38 at Stanford.....	1952
Fewest Personal Fouls	
7 vs. Stanford.....	1933
vs. Stanford.....	1941
Player Disqualifications	
5 at San Francisco.....	1950
vs. UCLA.....	1961
Most Overtimes	
4 at UCLA.....	1985

SEASON

Individual

Fouls	
115 Taj Gibson.....	2008
Disqualifications on Fouls	
12 Mike Maggard.....	1966
Minutes Played	
1,307 Daniel Hackett.....	2009

Team

Games	
37.....	2007



TAJ GIBSON

CAREER CHARTS

Games

1.	124	Brandon Granville.....	1999-02
2.	123	Lodrick Stewart.....	2004-07
3.	121	Desmon Farmer.....	2001-04
4.	118	Duane Cooper..	1988-89, 91-92
	118	Rory O'Neil.....	2002-05
6.	116	David Bluthenthal.....	1999-02
	116	Wayne Carlander.....	1982-85
	116	Ronnie Coleman.....	1988-91
	116	Rodney Chatman.....	1990-93
10.	115	Rich Grande.....	1986-89
	115	Mark Boyd.....	1991-94

Disqualifications

1.	23	Rod Keller.....	1984-87
2.	22	Maurice Williams.....	1979-82
3.	21	Taj Gibson.....	2007-09
4.	20	Jim White.....	1958-60
	20	Mike Maggard.....	1966-68

Personal Fouls

1.	406	Mark Boyd.....	1991-94
2.	371	Maurice Williams.....	1979-82
3.	349	Derrick Dowell.....	1984-87
4.	332	Brandon Granville.....	1999-02
5.	329	Ronnie Coleman.....	1988-91

Minutes Played

1.	4043	Brandon Granville.....	1999-02
2.	3978	Wayne Carlander.....	1982-85
3.	3597	Ronnie Coleman.....	1988-91
4.	3511	Sam Clancy.....	1999-02
5.	3507	Lodrick Stewart.....	2004-07
6.	3435	Taj Gibson.....	2007-09
7.	3337	Derrick Dowell.....	1984-87
8.	3281	David Bluthenthal.....	1999-02
9.	3261	Desmon Farmer.....	2001-04
10.	3069	Harold Miner.....	1990-92

ATTENDANCE RECORDS

Top 10 Home Crowds

1.	16,409	vs. UCLA.....	2001
2.	15,903	vs. UCLA (at Forum).....	2002
3.	15,517	vs. UCLA.....	1992
4.	15,387	vs. UCLA.....	1974
5.	15,307	vs. UCLA.....	1971
6.	14,903	vs. UCLA.....	1970
7.	14,752	vs. UCLA.....	1967
8.	14,696	vs. UCLA.....	1979
9.	14,454	vs. UCLA.....	1983
10.	14,274	vs. Indiana.....	1961

Top 10 Road Crowds

1.	27,610	at Syracuse.....	1986
2.	20,270	vs. Kentucky (at Philadelphia).....	2001
	20,270	vs. Duke (at Philadelphia).....	2001
4.	19,995	at North Carolina.....	2004
5.	19,557	vs. North Carolina (at East Rutherford).....	2007
6.	18,997	vs. Arizona (at Staples Center).....	2002
	18,997	vs. UCLA (at Staples Center).....	2008
8.	18,887	vs. Oregon (at Staples Center).....	2002
9.	18,533	vs. Northeast Louisiana (at Milwaukee).....	1992
10.	18,497	vs. UCLA (at Staples Center).....	2009

Top Home Attendance, Season
127,014 in 2008 (15 games)

Top Home Attendance Average
8,468, 15 games, 2008

Top Home Attendance, Conference Games
86,819 in 2008 (9 games)

Top Home Attendance Average for Conference Games
9,647 in 2008

Top Road Attendance, Season
134,521 in 1996 (16 games)

Top Road Attendance, Average
10,252 in 2007 (10 games)


Top Total Attendance
306,372 in 2007 (37 games)

Top Total Attendance Average
9,134 in 2008

USC • Season Records

TOP 10 RECORDS BY CLASS – SENIORS

Name (Yr.)	PTS	Name (Yr.)	3FGA	Name (Yr.)	REB AVG	Name (Yr.)	BLOCKS
1. John Block ('66)	654	1. Desmon Farmer ('04)	249	1. Ron Riley ('72)	14.2	9. Don Carfino ('80)	75
2. Sam Clancy ('02)	611	2. Dwayne Hackett ('93)	243	2. Roy Irvin ('55)	12.4	10. Dave Wiltz ('88)	73
3. Derrick Dowell ('87)	585	3. Phil Glenn ('93)	226	3. Bill Hewitt ('68)	11.8		
4. Dwight Anderson ('82)	549	4. Elias Ayuso ('99)	182	4. John Rudometkin ('62)	11.6	1. Rod Keller ('87)	50
5. Desmon Farmer ('04)	544	5. Lodrick Stewart ('07)	175	5. John Block ('66)	10.8	2. Sam Clancy ('02)	48
6. Gus Williams ('75)	529	6. Brandon Granville ('02)	170	6. Allen Young ('65)	10.5	3. Chris Munk ('90)	34
7. John Rudometkin ('62)	524	7. Stais Boseman ('97)	156	7. John Lambert ('75)	10.0	4. Brian Scalabrino ('01)	31
8. Lodrick Stewart ('07)	510	8. David Bluthenthal ('02)	153	Ed Simpson ('53)	10.0	Ronnie Coleman ('91)	31
9. Gordon Martin ('63)	501	Rodney Chatman ('93)	153	9. Sam Clancy ('02)	9.4	6. Lorenzo Orr ('95)	28
10. Brian Scalabrino ('01)	499	10. Gary Johnson ('98)	146	10. Ron Taylor ('69)	9.2	7. Rory O'Neil ('05)	27
Name (Yr.)	PTS AVG	Name (Yr.)	3FG % (1 made/gm)	Name (Yr.)	AST	Name (Yr.)	STEALS
1. John Block ('66)	25.2	1. Lodrick Stewart ('07)	.440	1. Brandon Granville ('02)	184	1. Derrick Dowell ('87)	62
2. Gus Williams ('75)	21.2	2. Duane Cooper ('92)	.426	2. Duane Cooper ('92)	161	2. Stais Boseman ('97)	59
3. John Rudometkin ('62)	21.0	3. Phil Glenn ('93)	.412	Larry Friend ('86)	161	3. Gary Johnson ('98)	57
4. Derrick Dowell ('87)	20.9	4. David Bluthenthal ('02)	.405	4. Robert Pack ('91)	154	4. Sam Clancy ('02)	56
5. Paul Westphal ('72)	20.3	5. Gary Johnson ('98)	.384	5. Gus Williams ('75)	135	5. Brandon Granville ('02)	54
Dwight Anderson ('82)	20.3	6. Adam Spanich ('99)	.383	6. Rich Grande ('89)	130	6. Rich Grande ('89)	52
7. Desmon Farmer ('04)	19.4	7. Brandon Martin ('96)	.380	7. Jacques Hill ('83)	121	7. Robert Pack ('91)	46
8. Gordon Martin ('63)	19.3	8. Dwayne Hackett ('93)	.375	8. Casey Jones ('77)	116	8. Duane Cooper ('92)	45
9. Sam Clancy ('02)	19.1	9. Elias Ayuso ('99)	.374	9. Dave Wiltz ('88)	107	9. Elias Ayuso ('99)	44
10. Joe Mackey ('72)	18.9	10. Rodrick Rhodes ('97)	.370	10. Rodrick Rhodes ('97)	104	10. Don Carfino ('80)	41
Name (Yr.)	FG	Name (Yr.)	FT	Name (Yr.)	TO		
1. Sam Clancy ('02)	236	1. Danny Rogers ('57)	195	1. Brian Scalabrino ('01)	104	Stats since 1948, except turnovers,	
2. John Block ('66)	230	2. John Block ('66)	194	2. Stais Boseman ('97)	96	blocks, steals, which are from 1982,	
3. Derrick Dowell ('87)	220	3. Gordon Martin ('63)	169	3. Rodrick Rhodes ('97)	95	and assists, which are from 1970.	
Gus Williams ('75)	220	4. John Rudometkin ('62)	144	4. Robert Pack ('91)	93		
5. Ronnie Coleman ('91)	219	5. Sam Clancy ('02)	138	5. Derrick Dowell ('87)	82		
6. Dwight Anderson ('82)	212	Chris Appel ('62)	138	6. James McDonald ('83)	83		
7. Joe Mackey ('72)	207	7. Derrick Dowell ('87)	136	7. Gary Johnson ('98)	81		
8. Bill Hewitt ('68)	197	8. Dick Welsh ('55)	134	8. Brandon Granville ('02)	79		
9. John Rudometkin ('62)	190	9. Brian Scalabrino ('01)	133				
10. Lodrick Stewart ('07)	186	10. Dwight Anderson ('82)	125				
Name (Yr.)	FGA	Name (Yr.)	FTA				
1. John Block ('66)	529	1. Danny Rogers ('57)	266				
2. Sam Clancy ('02)	478	2. John Block ('66)	236				
3. John Rudometkin ('62)	464	3. Gordon Martin ('63)	223				
4. Gus Williams ('75)	460	4. Sam Clancy ('02)	221				
5. Joe Mackey ('72)	454	5. Derrick Dowell ('87)	216				
6. Derrick Dowell ('87)	448	6. Dick Welsh ('55)	181				
7. Desmon Farmer ('04)	437	7. John Rudometkin ('62)	180				
8. Dwight Anderson ('82)	430	8. Dwight Anderson ('82)	178				
9. Bill Hewitt ('68)	425	9. Lorenzo Orr ('95)	174				
10. Bill Sharman ('50)	421	10. Chris Moore ('89)	172				
Name (Yr.)	FG % (min 5 att. pg)	Name (Yr.)	FT % (min 2.5 att. pg)				
1. Steve Smith ('79)	.574	1. Brandon Martin ('96)	.843				
2. John Lambert ('75)	.557	2. Cedric Bailey ('84)	.838				
3. Mike Westra ('74)	.556	3. Dan Anderson ('74)	.835				
4. Dan Anderson ('74)	.548	4. John Block ('66)	.822				
5. Jim Marsh ('68)	.541	5. Chris Munk ('90)	.811				
6. Ronnie Coleman ('91)	.537	6. Chris Appel ('62)	.807				
7. Jaha Wilson ('97)	.535	7. Bill Sharman ('50)	.806				
David Crouse ('97)	.535	Elias Ayuso ('99)	.806				
Jeff McMillan ('05)	.535	Ernie Powell ('69)	.806				
10. Greg White ('77)	.524	10. Brandon Granville ('02)	.805				
Name (Yr.)	3FG	Name (Yr.)	REB				
1. Phil Glenn ('93)	93	1. Ron Riley ('72)	369				
2. Dwayne Hackett ('93)	91	2. Roy Irvin ('55)	322				
3. Desmon Farmer ('04)	83	3. Bill Hewitt ('68)	306				
4. Lodrick Stewart ('07)	77	4. Sam Clancy ('02)	302				
5. Elias Ayuso ('99)	68	5. John Block ('66)	282				
6. David Bluthenthal ('02)	62	6. John Rudometkin ('62)	280				
7. Duane Cooper ('92)	60	7. Allen Young ('65)	272				
8. Brandon Granville ('02)	56	8. John Lambert ('75)	266				
9. Gary Johnson ('98)	56	9. Derrick Dowell ('87)	246				
10. Stais Boseman ('97)	52	10. Jim Sterkel ('57)	242				



JOHN RUDOMETKIN

Name (Yr.)	PTS
1. Harold Miner ('92)	789
2. Nick Young ('07)	647
3. John Rudometkin ('61)	645
4. Sam Clancy ('01)	588
5. Desmon Farmer ('03)	562
6. Brian Scalabrine ('00)	534
7. Taj Gibson ('09)	500
8. Bill Hewitt ('67)	488
9. Marv Safford ('76)	486
10. Dwight Lewis ('09)	475

Name (Yr.)	3FGA
1. Anthony Pendleton ('89)	195
Desmon Farmer ('03)	195
3. Adam Spanich ('98)	174
4. Brandon Granville ('01)	172
Stais Boseman ('96)	172
6. Harold Miner ('92)	162
7. David Bluthenthal ('01)	159
8. Dwight Lewis ('09)	145
9. Burt Harris ('95)	140
10. Phil Glenn ('92)	133

Name (Yr.)	FTA
1. Harold Miner ('92)	286
2. Sam Clancy ('01)	226
3. John Rudometkin ('61)	208
4. Chris Appel ('61)	202
5. Dick Welsh ('54)	198
6. Allen Young ('64)	196
7. Roy Irvin ('54)	187
8. Taj Gibson ('09)	182
9. Bill Hewitt ('67)	178
10. John Block ('65)	171

Name (Yr.)	REB AVG
1. Ron Riley ('71)	15.3
2. Allen Young ('64)	12.1
3. John Rudometkin ('61)	12.0
4. Bill Hewitt ('67)	10.9
5. Ron Taylor ('68)	9.3
6. John Block ('65)	9.1
7. Purvis Miller ('80)	9.0
Taj Gibson ('09)	9.0
9. Mike Westra ('73)	8.7
10. Jeff McMillan ('04)	8.6

Name (Yr.)	PTS AVG
1. Harold Miner ('92)	26.3
2. John Rudometkin ('61)	23.9
3. Bill Hewitt ('67)	19.5
4. Dwight Anderson ('81)	19.3
5. Desmon Farmer ('03)	18.7
6. Marv Safford ('76)	18.0
7. Brian Scalabrine ('00)	17.8
8. Nick Young ('07)	17.5
9. Allen Young ('64)	17.4
10. Sam Clancy ('01)	17.3

Name (Yr.)	3FG % (1 made/gm)
1. Nick Young ('07)	.440
2. Anthony Pendleton ('89)	.426
3. Duane Cooper ('91)	.424
4. Adam Spanich ('98)	.420
5. David Bluthenthal ('01)	.409
6. Andy Olivarez ('88)	.398
7. Lodrick Stewart ('06)	.397
8. Rodney Chatman ('92)	.383
9. Jeff Trepagnier ('00)	.380
Brad Winslow ('87)	.380

Name (Yr.)	FT % (min 2.5 att. pg)
1. Maurice Williams ('81)	.860
2. Dennis Layton ('70)	.828
Desmon Farmer ('03)	.828
4. Paul Henderson ('77)	.826
5. Dan Anderson ('73)	.824
6. Wayne Carlander ('84)	.817
7. Harold Miner ('92)	.811
8. Gabe Pruitt ('07)	.800
9. John Rudometkin ('61)	.793
10. Brandon Granville ('01)	.791

Name (Yr.)	AST
1. Brandon Granville ('01)	207
2. Larry Friend ('85)	176
3. Daniel Hackett ('09)	166
4. Robert Pack ('90)	165
5. Gus Williams ('74)	141
6. Dean Jones ('79)	138
7. Duane Cooper ('91)	133
8. Jacque Hill ('82)	115
9. Gabe Pruitt ('07)	113
10. Stais Boseman ('96)	108
Marv Safford ('76)	108


Name (Yr.)	FG
1. Harold Miner ('92)	250
2. John Rudometkin ('61)	240
3. Nick Young ('07)	239
4. Sam Clancy ('01)	219
5. Marv Safford ('76)	218
6. Brian Scalabrine ('00)	203
7. Ronnie Coleman ('90)	198
8. Gus Williams ('74)	191
9. Taj Gibson ('09)	190
10. Wayne Carlander ('84)	182
Jeff Trepagnier ('00)	182
Desmon Farmer ('03)	182

Name (Yr.)	FT
1. Harold Miner ('92)	232
2. John Rudometkin ('61)	165
3. Sam Clancy ('01)	149
4. Chris Appel ('61)	137
5. Allen Young ('64)	136
6. Desmon Farmer ('03)	135
7. Brandon Granville ('01)	129
Roy Irvin ('54)	129
9. Bill Hewitt ('67)	128
10. Nick Young ('07)	125

Name (Yr.)	REB
1. Ron Riley ('71)	398
2. John Rudometkin ('61)	325
3. Taj Gibson ('09)	316
4. Allen Young ('64)	303
5. Bill Hewitt ('67)	272
6. Roy Irvin ('54)	266
7. Sam Clancy ('01)	255
8. Jeff McMillan ('04)	242
9. John Block ('65)	237
10. Mike Westra ('73)	235

Name (Yr.)	TO
1. Brandon Granville ('01)	117
2. Daniel Hackett ('09)	116
3. Brian Scalabrine ('00)	110
4. Stais Boseman ('96)	107
5. Robert Pack ('90)	102
6. Nick Young ('07)	90
7. Sam Clancy ('01)	81
Dwight Lewis ('09)	81
9. Errick Craven ('04)	79
10. Lorenzo Orr ('94)	75

Name (Yr.)	FGA
1. Harold Miner ('92)	571
2. John Rudometkin ('61)	486
3. Nick Young ('07)	455
4. Desmon Farmer ('03)	454
5. Sam Clancy ('01)	437
6. Roy Irvin ('54)	433
7. Marv Safford ('76)	421
8. Anthony Pendleton ('89)	411
9. Dwight Lewis ('09)	407
10. Stais Boseman ('96)	395



Name (Yr.)	BLOCKS
1. Taj Gibson ('09)	100
2. Sam Clancy ('01)	81
3. Avondre Jones ('96)	72
4. Abdoulaye N'diaye	47
5. Rod Keller ('86)	46
6. Rory O'Neil ('04)	43
7. Lorenzo Orr ('94)	42
8. Jeff Trepagnier ('00)	40
9. Maurice Williams ('81)	37
10. David Crouse ('96)	34

Name (Yr.)	FG % (min 5 att. pg)
1. Jeff McMillan ('04)	.630
2. Taj Gibson ('09)	.601
3. Mike Westra ('73)	.548
4. John Lambert ('74)	.546
5. Steve Smith ('78)	.541
6. Ronnie Coleman ('90)	.534
7. Brian Scalabrine ('00)	.531
Maurice Williams ('81)	.531
9. Wayne Carlander ('84)	.529
10. Nick Young ('07)	.525

Name (Yr.)	STEALS
1. Jeff Trepagnier ('00)	94
2. Errick Craven ('04)	62
3. Brandon Granville ('01)	59
4. Stais Boseman ('96)	57
5. David Bluthenthal ('01)	50
6. Daniel Hackett ('09)	48
7. Gabe Pruitt ('07)	47
8. Robert Pack ('90)	43
Jacque Hill ('82)	43
10. Derrick Dowell ('86)	38

Name (Yr.)	3FG
1. Anthony Pendleton ('89)	83
2. Adam Spanich ('98)	73
3. David Bluthenthal ('01)	65
4. Brandon Granville ('01)	64
5. Desmon Farmer ('03)	63
6. Harold Miner ('92)	57
7. Dwight Lewis ('09)	55
8. Lodrick Stewart ('06)	50
Stais Boseman ('96)	50
10. Phil Glenn ('92)	49
Andy Olivarez ('88)	49

Stats since 1948, except turnovers, blocks, steals, which are from 1982, and assists, which are from 1970.

WAYNE CARLANDER

Name (Yr.)	PTS
1. Harold Miner ('91)	681
2. Nick Young ('06)	518
3. Ronnie Coleman ('89)	491
4. Gabe Pruitt ('06)	422
5. David Bluthenthal ('00)	416
6. Brian Scalabrine ('99)	408
7. Jaha Wilson ('95)	397
8. Clint Chapman ('73)	396
9. Cliff Robinson ('79)	394
10. Brandon Granville ('00)	392

Name (Yr.)	FGA
1. Harold Miner ('91)	519
2. Nick Young ('06)	409
3. Clint Chapman ('73)	390
4. Ronnie Coleman ('89)	374
5. Errick Craven ('03)	354
6. Steve Jennings ('67)	351
7. Cliff Robinson ('79)	338
8. Tony Psaltis ('54)	330
9. Gus Williams ('73)	324
10. Jim Hanna ('58)	323

Name (Yr.)	3FGA
1. Gabe Pruitt ('06)	179
2. Harold Miner ('91)	175
3. Lodrick Stewart ('05)	175
4. Brandon Granville ('00)	168
5. Burt Harris ('94)	144
6. Anthony Pendleton ('88)	143
7. Elias Ayuso ('97)	123
8. David Bluthenthal ('00)	120
9. Errick Craven ('03)	96
Dwight Lewis ('08)	96

Name (Yr.)	REB AVG
1. Cliff Robinson ('79)	11.6
2. Ron Riley ('70)	11.5
3. Jaha Wilson ('95)	10.1
4. Jim Hanna ('58)	10.0
5. Allen Young ('63)	9.5
6. Steve Malovic ('76)	9.0
7. John Rudometkin ('60)	8.7
8. Clint Chapman ('73)	8.4
9. Derrick Dowell ('85)	8.3
David Bluthenthal ('00)	8.3

Name (Yr.)	PTS AVG
1. Harold Miner ('91)	23.5
2. Cliff Robinson ('79)	18.8
3. Nick Young ('06)	17.3
4. Gabe Pruitt ('06)	16.9
5. Sam Clancy ('00)	15.5
6. Ronnie Coleman ('89)	15.3
7. Clint Chapman ('73)	15.2
8. Steve Jennings ('67)	15.0
9. Brian Scalabrine ('99)	14.6
10. Paul Westphal ('70)	14.5

Name (Yr.)	FG % (min 5 att. pg)
1. Taj Gibson ('08)	.580
2. Chris Munk ('88)	.574
3. Wayne Carlander ('84)	.561
4. Derrick Dowell ('85)	.560
5. Ronnie Coleman ('89)	.548
6. Purvis Miller ('79)	.538
7. Lorenzo Orr ('93)	.533
8. Brian Scalabrine ('99)	.531
9. Paul Westphal ('70)	.531
10. Jaha Wilson ('95)	.525

Name (Yr.)	3FG % (1 made/gm)
1. Lodrick Stewart ('05)	.400
2. Elias Ayuso ('97)	.398
3. Burt Harris ('94)	.389
4. Desmon Farmer ('02)	.386
5. Brandon Martin ('94)	.381
6. Gabe Pruitt ('06)	.380

Name (Yr.)	AST
1. Brandon Granville ('00)	248
2. Dan Anderson ('72)	121
3. Cameron Murray ('96)	110
4. Daniel Hackett ('08)	94
5. Don Carfino ('78)	91
6. Duane Cooper ('89)	87
Jacque Hill ('81)	87
8. Gus Williams ('73)	86
Burt Harris ('94)	86
10. Rich Grande ('87)	83

Name (Yr.)	FG
1. Harold Miner ('91)	235
2. Ronnie Coleman ('89)	205
3. Nick Young ('06)	191
4. Clint Chapman ('73)	178
5. Cliff Robinson ('79)	159
6. Jaha Wilson ('95)	156
7. Purvis Miller ('79)	154
Steve Jennings ('67)	154
9. Brian Scalabrine ('99)	152
10. David Bluthenthal ('00)	149

Name (Yr.)	3FG
1. Lodrick Stewart ('05)	70
2. Gabe Pruitt ('06)	68
3. Harold Miner ('91)	59
4. Brandon Granville ('00)	57
5. Burt Harris ('94)	56
6. Anthony Pendleton ('88)	50
7. Elias Ayuso ('97)	49
8. David Bluthenthal ('00)	44
9. Desmon Farmer ('02)	34
10. Brandon Martin ('94)	32

Name (Yr.)	FT
1. Harold Miner ('91)	152
2. Nick Young ('06)	113
3. Brian Scalabrine ('99)	103
John Block ('64)	103
5. Brandon Granville ('00)	99
6. Allen Young ('63)	96
7. Gabe Pruitt ('06)	94
8. John Rudometkin ('60)	93
9. Don Carfino ('78)	85
10. Doug Bolcom ('64)	89

Name (Yr.)	TO
1. Brandon Granville ('00)	121
2. Brian Scalabrine ('99)	98
3. Rich Grande ('87)	83
4. Taj Gibson ('08)	81
5. Cameron Murray ('96)	79
6. Errick Craven ('03)	78
7. Ronnie Coleman ('89)	77
Burt Harris ('94)	77
9. Derrick Craven ('03)	72
10. Stais Boseman ('95)	69



BRIAN SCALABRINE

Name (Yr.)	FTA
1. Harold Miner ('91)	190
2. John Block ('64)	157
3. Ronnie Coleman ('89)	147
4. Nick Young ('06)	141
5. Taj Gibson ('08)	133
6. Jaha Wilson ('95)	132
7. Allen Young ('63)	131
8. Brian Scalabrine ('99)	130
9. Doug Bolcom ('64)	129
10. Roy Irvin ('53)	128

Name (Yr.)	BLOCKS
1. Taj Gibson ('08)	84
2. Rory O'Neil ('03)	38
3. Lorenzo Orr ('93)	37
4. Jeff Trepagnier ('99)	30
5. Sam Clancy ('00)	27
6. Nick Curtis ('03)	26
7. Brian Scalabrine ('99)	25
8. Charlie Simpson ('85)	22
9. Purvis Miller ('79)	21
10. Jerry Dupree ('02)	19

Name (Yr.)	FT % (min 2.5 att. pg)
1. David Bluthenthal ('00)	.841
2. Daniel Hackett ('08)	.823
3. Don Carfino ('78)	.817
4. Gabe Pruitt ('06)	.803
5. Nick Young ('06)	.801
6. Harold Miner ('91)	.800
7. Brian Scalabrine ('99)	.792
8. Brandon Granville ('00)	.786
9. Steve Malovic ('76)	.784
10. Dan Anderson ('72)	.771

Name (Yr.)	STEALS
1. Errick Craven ('03)	73
2. Brandon Granville ('00)	62
3. Gabe Pruitt ('06)	55
4. Stais Boseman ('95)	50
Jeff Trepagnier ('99)	50
6. Larry Friend ('84)	42
7. Derrick Craven ('03)	40
8. Burt Harris ('94)	36
9. Mark Boyd ('92)	34
Daniel Hackett ('08)	34

Name (Yr.)	REB
1. Ron Riley ('70)	300
2. Jaha Wilson ('95)	284
3. Taj Gibson ('08)	259
4. David Bluthenthal ('00)	250
5. Jim Hanna ('58)	249
6. Allen Young ('63)	247
7. Ronnie Coleman ('89)	245
8. Cliff Robinson ('79)	243
9. Steve Malovic ('76)	242
10. Derrick Dowell ('85)	241

Stats since 1948, except turnovers, blocks, steals, which are from 1982, and assists, which are from 1970.

Name (Yr.)	PTS
1. O.J. Mayo ('08)	684
2. Harold Miner ('90)	578
3. DeMar DeRozan ('09)	485
4. Tom Lewis ('86)	475
5. Taj Gibson ('07)	452
6. Cliff Robinson ('78)	442
7. Errick Craven ('02)	376
8. Gabe Pruitt ('05)	356
9. Davon Jefferson ('08)	351
10. Bo Kimble ('86)	340

Name (Yr.)	PTS AVG
1. O.J. Mayo ('08)	20.7
2. Harold Miner ('90)	20.6
3. Cliff Robinson ('78)	18.4
4. Tom Lewis ('86)	17.6
5. DeMar DeRozan ('09)	13.9
6. Purvis Miller ('78)	12.3
Gabe Pruitt ('05)	12.3
8. Taj Gibson ('07)	12.2
9. Bo Kimble ('86)	12.1
Davon Jefferson ('08)	12.1

Name (Yr.)	FG
1. O.J. Mayo ('08)	237
2. Harold Miner ('90)	206
3. DeMar DeRozan ('09)	192
4. Cliff Robinson ('78)	191
5. Tom Lewis ('86)	174
Taj Gibson ('07)	174
7. Errick Craven ('02)	149
8. Bo Kimble ('86)	138
Davon Jefferson ('08)	138
10. Purvis Miller ('78)	129

Name (Yr.)	FGA
1. O.J. Mayo ('08)	536
2. Harold Miner ('90)	436
3. Tom Lewis ('86)	384
4. Cliff Robinson ('78)	367
DeMar DeRozan ('09)	367
6. Errick Craven ('02)	331
7. Taj Gibson ('07)	312
8. Bo Kimble ('86)	297
9. Nick Young ('05)	279
10. Purvis Miller ('78)	267

Name (Yr.)	FG % (min 3 att. pg)
1. Steve Malovic ('75)	.592
2. Mark Boyd ('91)	.584
3. Davon Jefferson ('08)	.575
4. Wayne Carlander ('82)	.568
5. Ronnie Coleman ('88)	.558
Taj Gibson ('07)	.558
7. Hank Gathers ('86)	.529
8. DeMar DeRozan ('09)	.523
9. Cliff Robinson ('78)	.520
10. Greg White ('74)	.500

Name (Yr.)	3FG
1. O.J. Mayo ('08)	88
2. Gabe Pruitt ('05)	63
3. Harold Miner ('90)	60
4. Cameron Murray ('95)	42
5. Brandon Granville ('99)	41
6. Lodrick Stewart ('04)	35
7. Errick Craven ('02)	34
8. Nate Hair ('00)	29
9. Nick Young ('05)	28
10. Angelo Johnson ('08)	27



ERRICK CRAVEN

Name (Yr.)	3FGA
1. O.J. Mayo ('08)	215
2. Harold Miner ('90)	142
3. Gabe Pruitt ('05)	140
4. Cameron Murray ('95)	135
5. Brandon Granville ('99)	118
6. Errick Craven ('02)	105
7. Lodrick Stewart ('04)	104
8. Nick Young ('05)	89
9. Nate Hair ('00)	72
10. Sead Odzic ('06)	71

Name (Yr.)	3FG % (0.5 made/gm)
1. Gabe Pruitt ('05)	.450
2. O.J. Mayo ('90)	.423
3. O.J. Mayo ('08)	.409
4. Nate Hair ('00)	.403
Angelo Johnson ('08)	.403
6. Rodney Chatman ('90)	.385
7. Danny Walker ('97)	.381
8. Brandon Granville ('99)	.347
9. Desmon Farmer ('01)	.338
10. Lodrick Stewart ('04)	.337

Name (Yr.)	FT
1. Tom Lewis ('86)	127
2. O.J. Mayo ('08)	122
3. Harold Miner ('90)	106
4. Taj Gibson ('07)	104
5. DeMar DeRozan ('09)	95
6. Daniel Hackett ('07)	84
7. Davon Jefferson ('08)	71
8. Bo Kimble ('86)	64
9. Purvis Miller ('78)	62
10. Cliff Robinson ('78)	60

Name (Yr.)	FTA
1. Taj Gibson ('07)	167
2. O.J. Mayo ('08)	152
3. Tom Lewis ('86)	150
4. DeMar DeRozan ('09)	147
5. Harold Miner ('90)	126
6. Daniel Hackett ('07)	106
7. Davon Jefferson ('08)	102
8. Cliff Robinson ('78)	100
9. Hank Gathers ('86)	92
10. Purvis Miller ('78)	91

Name (Yr.)	FT % (min 1.5 att. pg)
1. Tom Lewis ('86)	.847
2. Harold Miner ('90)	.841
3. O.J. Mayo ('08)	.803
4. Daniel Hackett ('07)	.792
5. Bo Kimble ('86)	.771
6. Rory O'Neil ('02)	.765
7. Brandon Granville ('99)	.764
8. Cameron Murray ('95)	.750
9. Ron Holmes ('82)	.738
10. Earl Evans ('75)	.724

Name (Yr.)	REB
1. Taj Gibson ('07)	321
2. Cliff Robinson ('78)	231
3. Ken Johnson ('82)	220
4. DeMar DeRozan ('09)	201
5. Davon Jefferson ('08)	182
6. Wayne Carlander ('82)	176
7. Purvis Miller ('78)	167
8. Shannon Swillis ('98)	160
9. Bob Erbst ('87)	154
10. Sam Clancy ('99)	143
Hank Gathers ('86)	143

Name (Yr.)	REB AVG
1. Cliff Robinson ('78)	9.6
2. Taj Gibson ('07)	8.7
3. Ken Johnson ('82)	7.9
4. Purvis Miller ('78)	6.4
5. Wayne Carlander ('82)	6.3
Davon Jefferson ('08)	6.3
7. Shannon Swillis ('98)	5.9
8. DeMar DeRozan ('09)	5.7
9. Bob Erbst ('87)	5.5
10. Gerry Wright ('83)	5.3

Name (Yr.)	AST
1. Burt Harris ('93)	143
2. Brandon Granville ('99)	140
3. Cameron Murray ('95)	116
4. Ryan Francis ('06)	111
5. O.J. Mayo ('08)	109
6. Daniel Hackett ('07)	103
7. Kevin Augustine ('98)	96
8. Gabe Pruitt ('05)	92
9. Rodney Chatman ('90)	75
10. Angelo Johnson ('08)	68

Name (Yr.)	TO
1. O.J. Mayo ('08)	117
2. Cameron Murray ('95)	91
3. Burt Harris ('93)	87
4. Brandon Granville ('99)	79
5. Tom Lewis ('86)	78
6. Gabe Pruitt ('05)	74
7. DeMar DeRozan ('09)	73
8. Kevin Augustine ('98)	72
9. Bob Erbst ('87)	71
10. Ryan Francis ('06)	69
Davon Jefferson ('08)	69

Name (Yr.)	BLOCKS
1. Taj Gibson ('07)	69
2. Ken Johnson ('82)	43
3. Shannon Swillis ('98)	41
4. Gerry Wright ('83)	40
5. Sam Clancy ('99)	39
6. Avondre Jones ('94)	29
7. Charlie Simpson ('84)	29
8. Davon Jefferson ('08)	28
9. Lorenzo Orr ('92)	21
Rory O'Neil ('02)	21

Name (Yr.)	STEALS
1. Errick Craven ('02)	68
2. Gabe Pruitt ('05)	56
3. Brandon Granville ('99)	54
4. O.J. Mayo ('08)	51
5. Ryan Francis ('06)	47
6. Cameron Murray ('95)	44
7. Stais Boseman ('95)	42
Lodrick Stewart ('04)	42
9. Harold Miner ('90)	33
10. Derrick Dowell ('84)	32

Stats since 1948, except turnovers, blocks, steals, which are from 1982, and assists, which are from 1970.

USC • Season Top 10s



RODNEY CHATMAN

Points		Field Goal Pct. Def.		Free Throw Attempts		Turnovers		
1.	2,656	2007	1.	.353	1956	1.	540	2007
2.	2,620	2001	2.	.354	1960	2.	535	1988
3.	2,494	2002	3.	.369	1959	3.	526	1989
4.	2,397	2009	4.	.375	1958	4.	522	1997
5.	2,381	1992	5.	.382	1957	5.	512	2001
6.	2,359	1991	6.	.390	1963	6.	487	2009
7.	2,342	2000		.390	2007	7.	485	1998
8.	2,313	1989	8.	.394	2008	8.	482	2008
9.	2,295	2003	9.	.395	1961	9.	467	1999
10.	2,277	2008		.395	1962	10.	465	1987
							465	1996
Scoring Average		Three-Point FGs Made		FT Percentage		Turnovers Forced		
1.	86.2	1975	1.	259	1993	1.	566	1997
2.	84.2	1971	2.	230	1992	2.	560	2000
3.	81.4	1991	3.	228	1998	3.	551	2002
4.	79.8	1970	4.	208	2001	4.	547	2003
5.	79.6	1997	5.	207	2007	5.	532	2007
6.	78.1	2000	6.	201	2002	6.	526	2001
7.	78.0	1976	7.	196	2006	7.	518	1989
8.	77.9	2002	8.	191	2004	8.	505	1999
9.	77.2	1992	9.	190	2000	9.	498	2006
10.	77.1	2001	10.	186	2003	10.	478	1994
Field Goals Made		Three-Point FG Att.		Rebounds		Turnover Margin		
1.	946	2007	1.	720	1993	1.	+5.1	2002
2.	935	1975	2.	621	2004	2.	+3.4	2000
3.	922	1974	3.	610	1998	3.	+3.4	2003
4.	909	2002	4.	609	1992	4.	+2.8	1992
5.	898	2001	5.	597	2001	5.	+2.4	2006
6.	888	1979	6.	580	2002	6.	+1.8	1994
7.	881	1991	7.	575	2003	7.	+1.6	1991
8.	872	2009	8.	569	2006	8.	+1.6	1997
9.	867	1989	9.	529	1999	9.	+1.3	1991
10.	860	1971	10.	523	2007	10.	+0.4	2001
	860	1976						
Field Goal Attempts		Three-Point FG %		Rebound Average		Blocked Shots		
1.	2,144	1954	1.	.396 (207-523)	2007	1.	191	1987
2.	2,063	2002	2.	.387 (184-476)	2008	2.	165	2009
3.	1,989	2003	3.	.378 (230-609)	1992	3.	151	2001
4.	1,988	2007	4.	.376 (105-279)	1990	4.	148	2007
5.	1,979	1975	5.	.374 (228-610)	1998	5.	145	2008
6.	1,955	2001	6.	.365 (137-375)	1989	6.	133	1996
7.	1,943	1973		.365 (190-521)	2000	7.	129	2002
	1,943	1989	8.	.360 (259-720)	1993	8.	124	1999
9.	1,924	1971	9.	.353 (147-416)	1994	9.	122	1998
10.	1,868	1961	10.	.348 (208-597)	2001	10.	119	2000
Field Goal Percentage		Free Throws Made		Assists		Steals		
1.	.502	1974	1.	636	1957	1.	287	2002
2.	.499	1979	2.	616	2001	2.	276	2003
3.	.491	1982	3.	613	1954	3.	275	2000
4.	.487	1985	4.	557	2007	4.	264	1999
5.	.483	1976	5.	556	1961	5.	259	1997
6.	.481	1983	6.	541	1960		259	2001
7.	.480	2008	7.	539	1997	7.	249	2004
8.	.478	1981	8.	530	1955	8.	247	1989
9.	.477	1991	9.	524	2009	9.	236	1998
10.	.476	2007	10.	523	1992	10.	231	1994

USC • Opponent Records

SINGLE GAME

Individual

Points

58, Gary Payton, Oregon State, 1990

Field Goals Made

23, Lew Alcindor, UCLA, 1966; Freeman Williams, Portland State, 1978

Field Goals Attempted

53, Freeman Williams, Portland State, 1978

Field Goal Pct. (min. 10 att.)

100.0, Bryce Taylor, Oregon (11-11), 2007

Three-Point Field Goals Made

8, Alvin Lee, Alabama (8-11), 1988;

Charlo Davis, CS Sacramento (8-10), 1992

Three-Point Field Goals Attempted

14, Alex Austin, Arizona State (3-14), 1990;

Tre Simmons, Washington (6-14), 2005;

Derrick Low, Washington State (5-14), 2007

Lester Hudson, UT-Martin (4-14), 2009

Three-Point Field Goal Pct. (min. 5 att.)

100.0, Bryce Taylor, Oregon (7-7), 2007; Brian Quinnett, Washington State

(5-5), 1989; Donald Watts, Washington (5-5), 1998; Deaundra Tanner, Oregon

State (5-5), 1999; Gilbert Arenas, Arizona (5-5), 2001

Free Throws Made

20, A.C. Green, Oregon State, 1984

Free Throws Attempted

24, A.C. Green, Oregon State, 1984

Free Throws Made Consecutively

15, John Berberich, UCLA, 1961

Free Throw Pct. (min. 10 att.)

100.0, Bruno Boin, Washington (13-13), 1959; Julius Barnes, Stanford (13-

13), 2003; Tony McIntosh, Fordham (12-12), 1984; Ike Diogu, Arizona State,

2004; Harvey Harmon, Hawai'i (11-11), 1966; Brevin Knight, Stanford (11-

11), 1997; Justin Dentmon, Washington (11-11), 2009; Joe Nehls, Arizona

(10-10), 1980; Kenya Wilkins, Oregon (10-10), 1996; Aaron Green, Tennes-

see (10-10), 1997; Ben Ammerman, Loyola Marymount (10-10), 1998; Leon

Powe, California (10-10), 2006

Rebounds

28, John Green, Michigan State, 1958

Assists

14, Ahlon Lewis, Arizona State, 1998

Steals

10, Gary Garland, DePaul, 1979

Blocked Shots

12, Brook Lopez, Stanford, 2007

Turnovers

11, Charles Bradley, Wyoming, 1981

Team

Points (Winning)

111, at Stanford, 2000

Points (Losing)

98, LSU (98-101), 1970

Points (Lowest Winning)

17, Whittier (17-15), 1914; Stanford (17-13), 1923

Points (Lowest Losing)

6, Occidental (6-21), 1922

Points (Highest One Half)

69, Loyola Marymount, 1994

Points (One Half Low - Since 1940)

7, San Francisco, 1941

Field Goals Made

42, Washington, 2005

Field Goals (Fewest Made)

3, Missouri, 1936

Field Goals Attempted

95, George Mason, 1996

Field Goals Attempted (Fewest)

28, UCLA, 1969

Field Goal Percentage

73.3, Washington (22-30), 1985

Field Goal Percentage (First Half)

87.5, Penn (21-24), 2003

Field Goal Percentage (Second Half)

86.4, Stanford (19-22), 1985

Field Goal Percentage (Lowest)

19.2, Oregon State (10-52), 1955

Field Goal Percentage (Lowest - One Half)

14.0, California (6-43), 1965

Three-point FGs Made

16, Arizona (16-29), 2002

Three-point FGs Made (Fewest)

0, many times

Three-point FGs Attempted

37, Nevada-Las Vegas (8-37), 1999

Three-point FGs Attempted (Fewest)

2, three times

Three-point FG Percentage

85.7, UCLA (6-7), 1996; 75.0, Saint Louis (9-12), 1993

Three-point FG Percentage (Lowest)

0.0, many times

Free Throws Made

47, UCLA, 1956

Free Throws Made (Fewest)

1, Washington State, 1981; Portland, 1989, UT-Martin, 2009

Free Throws Attempted

61, UCLA, 1956

Free Throws Attempted (Fewest)

3, Washington State, 1981; Bethune-Cookman, 2007

Free Throw Pct. (min. 15 att.)

100.0, Long Beach State (17-17), 1979; Oral Roberts (15-15), 1976

Free Throw Pct. (Lowest)

17.6, Oklahoma State (3-17), 2001

Rebounds (Most)

70, Arizona State, 1961

Rebounds (Fewest)

11, California, 1957

Team Rebounds

23, Oregon State, 1973

Rebound Margin

+32, Utah, 1996

Assists (Most)

32, Washington, 2005

Assists (Fewest)

1, UCLA, 1952

Blocked Shots (Most)

19, Stanford, 2007

Blocked Shots (Fewest)

0, many times

Steals (Most)

16, Cincinnati, 1996

Steals (Fewest)

0, UCLA, 1984; Washington State, 2008 & 2009

Turnovers (Most)

37, Washington State, 1975

Turnovers (Fewest)

3, Oregon State, 1989

Personal Fouls (Most)

36, Arizona State, 1983

Personal Fouls (Fewest)

5, Stanford, 1941; Washington, 1943

Player Disqualifications

5, Colorado, 1976

Galen Center Firsts

Team:

First Game:	November 16, 2006 vs. South Carolina (L, 74-80 in OT)
First Win:	November 18, 2006 vs. Saint Mary's (W, 69-63)
First Pac-10 Game:	December 28, 2006 vs. Washington (W, 86-79 in 2 OT)
First OT Game	November 16, 2006 vs. South Carolina (L, 74-80 in OT)
First OT Win:	December 28, 2006 vs. Washington (W, 86-79 in 2 OT)
First 2 OT Game:	December 28, 2006 vs. Washington (W, 86-79 in 2 OT)
First Win, Trailed at Half:	December 28, 2006 vs. Washington (W, 86-79 in 2 OT)
First Loss, Lead at Half:	November 16, 2006 vs. South Carolina (L, 74-80 in OT)
First 40-point First Half:	December 19, 2006 vs. Longwood (44-23 First Half, W, 83-53)
First 40-point Second Half:	December 17, 2006 vs. Charleston Southern (47-36 in Second Half, W, 70-58)
First Game 5 Double-Digit Scorers:	December 4, 2006 vs. Bethune Cookman (Young-22, Stewart-14, Galloway-13, Gibson-12, Lewis-11)
First Game Multi Double-Doubles:	December 17, 2006 vs. Charleston Southern (Gibson-10pts/10reb, Stewart 13pts/10reb)
First Game Curtains Closed:	December 30, 2006 vs. Washington State (L, 55-58)

Individual:

First Tip Won:	Abdoulaye N'diaye vs. South Carolina's Brandon Wallace (November 16, 2006)
First Field Goal Attempt, USC:	Lodrick Stewart (19:47 of First Half) vs. South Carolina, November 16, 2006
First Field Goal Attempt, Opponent:	Tre Kelley, South Carolina (19:10 of First Half), November 16, 2006
First Field Goal Made, USC:	Lodrick Stewart (19:47 of First Half) vs. South Carolina, November 16, 2006
First Field Goal Made, Opponent:	Tre Kelley, South Carolina (18:34 of First Half), November 16, 2006
First 3-Point Field Goal Made, USC:	Daniel Hackett (2:44 of First Half) vs. South Carolina, November 16, 2006
First 3-Point Field Goal Made, Opponent:	Tre Kelley, South Carolina (18:34 of First Half), November 16, 2006
First Free Throw Made, USC:	Taj Gibson (15:16 of First Half) vs. South Carolina, November 16, 2006
First Free Throw Made, Opponent:	Sheldon Bryce, South Carolina (2:30 of First Half), November 16, 2006
First Defensive Rebound:	Daniel Hackett (19:10 of First Half) vs. South Carolina, November 16, 2006
First Offensive Rebound:	Taj Gibson (18:22 of First Half) vs. South Carolina, November 16, 2006
First USC Assist:	Taj Gibson to L.Stewart (14:06 of First Half) vs. South Carolina, November 16, 2006
First Steal:	Kevin Galloway (15:06 of First Half) vs. South Carolina, November 16, 2006
First Block:	Nick Young (17:56 of First Half) vs. South Carolina, November 16, 2006
First Dunk Made:	Kevin Galloway (12:15 of First Half) vs. South Carolina, November 16, 2006
First Technical Foul:	Lodrick Stewart and Kejuan Johnson (15:31 of First Half), November 16, 2006
First Game Ejection:	None
First USC Substitution:	Kevin Galloway for Daniel Hackett (15:34 of First Half), November 16, 2006
First 20-point Game, USC:	Nick Young (24) vs. The Citadel, November 21, 2006
First 20-point Game, Opponent:	Sheldon Bryce (22), South Carolina, November 16, 2006
First 30-point Game:	Nick Young (30) vs. Arizona, January 18, 2007
First 10-rebound Game:	Taj Gibson (14) vs. South Carolina, November 16, 2006
First Double-Double, USC:	Taj Gibson (16 points/14 rebounds) vs. South Carolina, November 16, 2006
First Double-Double, Opponent:	Matthew Knight (13 points/13 rebounds), LMU, December 2, 2006

First Game At The Galen Center - South Carolina 80, USC 74 (OT) on November 16, 2006

LOS ANGELES (AP) -Tre Kelley scored 11 of his 26 points in overtime and Blake Sheldon added a career-high 22 points, helping South Carolina defeat Southern California 80-74 Thursday and spoil the Trojans' season opener in their new on-campus arena.

It was an emotional night as the Trojans honored the memory of point guard Ryan Francis, who was killed in a drive-by shooting in May during a visit to his home state of Louisiana. Players wore a black patch with his No. 12 on their jerseys.

After playing in the Los Angeles Sports Arena since 1959, the Trojans' move to the 10,258-seat Galen Center filled about 60 percent of the seats for the first men's game, although the student section was jammed with fans wearing white T-shirts reading "Trojans 12 We Remember" on the front and Francis' number and nickname Franchise on the back. With Paulette Francis looking on after a halftime tribute to her son, the game went into overtime tied at 62.

USC freshman Taj Gibson missed a jumper down low in the closing seconds of regulation. South Carolina got the rebound and Brandis Raley-Ross drove to the basket, tossing up a one-handed layup that missed as time expired. The Gamecocks (2-1) got 17 points from Raley-Ross, including a dunk that forced overtime.

Gibson led four USC players in double figures with 16 before fouling out of his college debut. Nick Young added 15, freshman Daniel Hackett had 13 and Lodrick Stewart 11.

South Carolina dominated the five-minute overtime, taking a 72-65 lead on a 3-pointer and driving layin by Kelley. Stewart's 3-pointer cut USC's deficit to 74-70 with 1:20 left, but the Trojans were forced to foul and South Carolina hit its free throws down the stretch.

The Trojans held themselves together after spending halftime on the court for the tribute to Francis, while the Gamecocks retreated to their locker room. Trailing 34-31, South Carolina scored four in a row to open the second half. USC went on an 11-5 run to regain a 45-40 lead. The game went back and forth the rest of the way, with neither team leading by more than five points.

Galen Center Records

Team:

Most Points, USC:	93, March 6, 2008 vs. California
Most Points, Opponent:	96, November 10, 2007, Mercer
Most Field Goal Attempts, USC:	71, November 16, 2006 vs. South Carolina
Most Field Goal Attempts, Opponent:	76, March 6, 2008, California
Most Field Goals Made, USC:	35, December 4, 2006 vs. Bethune-Cookman
Most Field Goals Made, Opponent:	38, November 10, 2007, Mercer
Most 3-Point Attempts, USC:	22, November 10, 2007 vs. Mercer
Most 3-Point Attempts, Opponent:	34, February 3, 2007, Oregon
Most 3-Point FG Made, USC:	11, February 23, 2008 vs. Oregon State
Most 3-Point FG Made, Opponent:	13, December 28, 2006, Washington
Most Free Throws Attempted, USC:	38, December 28, 2006 vs. Washington
Most Free Throws Attempted, Opponent:	30, November 18, 2006, Saint Mary's
Most Free Throws Made, USC:	29, December 28, 2006 vs. Washington
Most Free Throws Made, Opponent:	23, January 18, 2007, Arizona
Most Offensive Rebounds, USC:	22, November 10, 2007 vs. Mercer; November 15, 2008 vs. UC Irvine
Most Offensive Rebounds, Opponent:	23, February 3, 2007, Oregon
Most Defensive Rebounds, USC:	43, November 24, 2006 vs. Long Beach State
Most Defensive Rebounds, Opponent:	31, November 10, 2007, Mercer
Most Rebounds, USC:	58, November 24, 2006 vs. Long Beach State
Most Rebounds, Opponent:	46, November 18, 2006, Saint Mary's
Most Assists, USC:	24, December 17, 2007 vs. Delaware State
Most Assists, Opponent:	19, December 28, 2006, Washington
Most Steals, USC:	13, December 15, 2008 vs. Pepperdine
Most Steals, Opponent:	13, February 17, 2008, UCLA
Most Blocks, USC:	10, November 18, 2008 vs. New Mexico State
Most Blocks, Opponent:	7, November 10, 2007, Mercer
Most Turnovers, USC:	26, November 21, 2006 vs. The Citadel
Most Turnovers, Opponent:	30, December 2, 2006, Loyola Marymount
Highest FG Percentage, USC:	68.1 (32-for-47), December 17, 2007 vs. Delaware State
Highest FG Percentage, Opponent:	59.4 (38-for-64), November 10, 2007, Mercer
Highest 3-Point Percentage, USC:	66.7 (10-for-15), December 17, 2007 vs. Delaware State (Min. 5 attempts)
Highest 3-Point Percentage, Opponent:	52.6 (10-for-19), January 10, 2008, Washington State & December 1, 2008, San Francisco
Highest Free Throw Percentage, USC:	86.7 (13-for-15), November 28, 2006 vs. Mississippi Valley State (Min. 5 FT)
Highest Free Throw Percentage, Opponent:	93.3 (14-for-15), February 3, 2006, Oregon
Most Points In First Half, USC:	54, December 15, 2008 vs. Pepperdine
Most Points In First Half, Opponent:	47, November 10, 2007, Mercer
Most Points In Second Half, USC:	55, December 4, 2006 vs. Bethune-Cookman
Most Points In Second Half, Opponent:	49, November 10, 2007, Mercer

Individual:

Most Points, USC:	32, O.J. Mayo, Nov. 10, 2007 vs. Mercer & February 21, 2008 vs. Oregon
Most Points, Opponent:	30, James Florence, Mercer, November 10, 2007
FG Made, USC:	13, Nick Young, January 18, 2007 vs. Arizona
FG Made, Opponent:	11, James Florence, Mercer, November 10, 2007 & Chase Budinger, Arizona, January 31, 2008
FG Percentage, USC:	1.000 (6-for-6), Abdoulaye N'diaye, December 2, 2006 vs. Loyola Marymount
FG Percentage, Opponent:	.889 (8-for-9), James Harden, Arizona State, February 2, 2008
3-Point FG Made, USC:	6, Lodrick Stewart, December 2, 2006 vs. Loyola Marymount
3-Point FG Made, Opponent:	6, 3 times, last, Ryan Appleby, Washington, December 28, 2006
3-Point FG Percentage, USC:	1.000 (3-for-3), Dwight Lewis, February 1, 2007 vs. Oregon State
3-Point FG Percentage, Opponent:	1.000 (2-for-2), five times, last, Zane Johnson, Arizona, January 17, 2009
Free Throws Made, USC:	11, O.J. Mayo, February 21, 2008 vs. Oregon & Daniel Hackett, Dec. 22, 2008 vs. Georgia Tech
Free Throws Made, Opponent:	8, twice, last, Lawrence Hill, Stanford, February 22, 2007
Free Throw Percentage, USC:	1.000 (8-for-8), Daniel Hackett, March 5, 2009 vs. Oregon
Free Throw Percentage, Opponent:	1.000 (6-for-6), four times, last, Seth Tarver, Oregon State, March 7, 2009
Rebounds, USC:	18, Taj Gibson, November 24, 2006 vs. Long Beach St. & December 20, 2008 vs. N. Dakota St.
Rebounds, Opponent:	14, Jon Brockman, Washington, February 21, 2009
Assists, USC:	8, Gabe Pruitt, February 22, 2007 vs. Stanford
Assists, Opponent:	9, Ben Woodside, North Dakota State, December 20, 2008
Steals, USC:	6, Daniel Hackett, December 15, 2008 vs. Pepperdine
Steals, Opponent:	7, Kevin Hammack, The Citadel, November 21, 2006
Blocks, USC:	5, Taj Gibson, six times, last time March 7, 2009 vs. Oregon State
Blocks, Opponent:	3, 5 times, last, Aron Baynes, Washington State, February 19, 2009

Attendance:

Largest Crowd, Pac-10:	10,258, January 31, 2008 vs. Arizona (L, 80-69), February 17, 2008 vs. UCLA (L, 56-46) and January 11, 2009 vs. UCLA (L, 64-60)
Largest Crowd, Non-Conference:	10,017, December 2, 2007 vs. Kansas (L, 59-55)