





**Gregg Guenther**  
Senior Forward



**Jeff McMillan**  
Senior Forward



**Rory O'Neil**  
Senior Center



# 2004-2005 USC Men's Basketball

**Errick Graven**  
Senior Guard



**Nick Curtis**  
Senior Forward



**Derrick Graven**  
Senior Guard



# 2004•2005 USC Schedule

## TENTATIVE

<u>DATE</u>	<u>DAY</u>	<u>OPPONENT</u>	<u>TV INFO</u>	<u>SITE</u>	<u>TIME</u>
Nov. 5	Friday	Exhibition		Lyon Center	TBA
Nov. 12	Friday	Exhibition		Lyon Center	TBA
Nov. 22	Monday	UC Irvine		Sports Arena	TBA
Nov. 28	Sunday	at North Carolina		Chapel Hill, NC (Smith Center)	TBA
Nov. 30	Tuesday	at La Salle		Philadelphia, PA (Tom Gola Arena)	TBA
Dec. 4	Saturday	BYU		Sports Arena	TBA
Dec. 8	Wednesday	Fresno State		Sports Arena	TBA
Dec. 11	Saturday	vs. San Diego		San Diego, CA (Cox Arena)	TBA
Dec. 18	Saturday	Western Michigan		Sports Arena	TBA
Dec. 21-24	Tue.-Fri.	^Rainbow Classic		Honolulu, HI	TBA
Dec. 28	Tuesday	Southern		Sports Arena	TBA
Dec. 31	Friday	* at Oregon		Eugene, OR (McArthur Court)	TBA
Jan. 2	Sunday	* at Oregon State		Corvallis, OR (Gill Coliseum)	TBA
Jan. 6	Thursday	* Washington		Sports Arena	TBA
Jan. 8	Saturday	* Washington State		Sports Arena	TBA
Jan. 13	Thursday	* at Arizona		Tucson, AZ (McKale Center)	TBA
Jan. 15	Saturday	* at Arizona State		Tempe, AZ (Wells Fargo Arena)	TBA
Jan. 20	Thursday	* California		Sports Arena	TBA
Jan. 22	Saturday	* Stanford		Sports Arena	TBA
Jan. 29	Saturday	* UCLA		Sports Arena	TBA
Feb. 3	Thursday	* at Washington		Seattle, WA (Bank of America Arena)	TBA
Feb. 5	Saturday	* at Washington State		Pullman, WA (Friel Court)	TBA
Feb. 10	Thursday	* Arizona		Sports Arena	TBA
Feb. 12	Saturday	* Arizona State		Sports Arena	TBA
Feb. 17	Thursday	* at California		Berkeley, CA (Haas Pavilion)	TBA
Feb. 19	Saturday	* at Stanford		Palo Alto, CA (Maples Pavilion)	TBA
Feb. 23	Wednesday	* at UCLA		Westwood, CA (Pauley Pavilion)	TBA
March 3	Thursday	* Oregon		Sports Arena	TBA
March 5	Saturday	* Oregon State		Sports Arena	TBA
March 10-12	Thur.-Sat.	Pacific-10 Conference Tournament		Los Angeles, CA (Staples Center)	TBA

\* Pacific-10 Conference game

^ Rainbow Classic (USC, Hawaii, Clemson, Georgetown, Indiana State, Long Beach State, Mississippi, UAB)

# 2004•2005 Quick Facts

## The University of Southern California

**Location:** Los Angeles, Calif.

**Colors:** Cardinal and Gold

**Conference:** Pacific-10

**Enrollment:** 30,000 (16,000 undergraduates)

**Nickname:** Trojans

**NCAA Division:** Division I

## University Information

**President:** Dr. Steven Sample

**Faculty Representative:** Dr. Noel Ragsdale

**Athletic Director:** Mike Garrett

**Athletic Department Phone:** (213) 740-3843

**Phone:** (213) 740-2111

**Phone:** (213) 740-3833

**Phone:** (213) 740-3843

**Ticket Information:** (213) 740 - GO SC (4672)

## Sports Information

**Sports Information Director:** Tim Tessalone

**Sports Information Mailing Address:** HER-103, Los Angeles, CA 90089-0601

**SID Office Phone:** (213) 740-8480

**SID Office FAX:** (213) 740-7584

**Press Row Phone:** (213) 741-1341/0174

**Assistant SID (MBB):** Paul Goldberg

**Assistant SID:** Vicky Hammond

**Assistant SID:** Chris Huston

**Assistant SID:** Jason Pommier

**Athletic Department Website:** [www.usctrojans.com](http://www.usctrojans.com)

**SID Home Phone:** (310) 540-7052 **E-mail:** [tessalon@usc.edu](mailto:tessalon@usc.edu)

**SID Hotline:** N/A

**Originating Radio Station:** KMPC 1540 AM

**Home Phone:** (310) 475-6841

**Home Phone:** (562) 598-3738

**Home Phone:** (213) 725-3525

**Home Phone:** (310) 406-0696

**E-mail:** [pgoldber@usc.edu](mailto:pgoldber@usc.edu)

**E-mail:** [vhammond@usc.edu](mailto:vhammond@usc.edu)

**E-mail:** [chuston@usc.edu](mailto:chuston@usc.edu)

**E-mail:** [pommier@usc.edu](mailto:pommier@usc.edu)

## Basketball Information

**Head Coach (Alma Mater, Year):** Henry Bibby (UCLA, 1972)

**Record at USC (Years):** 129-109 (8)

**Overall Record (Years):** same

**Record vs. Pac-10 Schools:** Arizona 5-13; Arizona State 12-4; California 5-12; Oregon 8-10;

Oregon State 11-5; Stanford 6-12; UCLA 6-10; Washington 9-7; Washington State 12-4.

**Office Phone:** (213) 740-3815

**Best Time to Call:** Mornings

**Media Gathering (Day, Time, Location):** TBA

**Assistant Coaches:** Eric Brown (4th year, Cal State Northridge, 1998), Mike Johnson (2nd year, Purdue, 1991), Bob Cantu (1st year [4th at USC], Chapman, 1997)

**Director of Basketball Operations:** Tim Farmer

**Administrative Assistant:** TBA

**Video Coordinator:** Erik Perea

**Office Assistant:** Karen Campbell

**Arena (Year Built):** Los Angeles Memorial Sports Arena (1959)

**Location:** 3939 S. Figueroa Street, Los Angeles, CA 90037

**Arena Capacity (Record Attendance):** 16,161 (16,409)

**Surface:** Wood

**2003-2004 Record:** 13-15

**2003-2004 Pac-10 Record (Place):** 8-10 (6th)

**2003-2004 Pac-10 Tournament:** lost to Arizona in quarterfinals

**Final National Ranking:** NA

**Postseason Results:** NA

**Starters Returning – 4 (Pos., Ht., Wt., Yr., PPG, RPG):** Errick Craven (G, 6-2, 205, Sr., 11.1, 3.0); Jeff McMillan (F, 6-8, 260, Sr., 11.1, 8.6); Rory O'Neil (C, 6-11, 240, Sr., 8.3, 3.8); Rodrick Stewart (G, 6-4, 205, So., 4.4, 2.2).

**Starters Lost – 1 (Pos., PPG, RPG):** Desmon Farmer (G, 19.4, 4.6).

**Other Letterwinners Returning – 4 (Pos., Ht., Wt., Yr., PPG, RPG):** Derrick Craven (G, 6-2, 215, Sr., 6.1, 2.2); Nick Curtis (F, 6-8, 225, Sr., 3.0, 2.5), Gregg Guenther (F, 6-9, 255, Sr., 5.6, 4.7); Lodrick Stewart (G, 6-4, 210, So., 8.7, 2.6); Roydell Smiley (G, 6-4, 195, \*Sr., 0.0, 0.0, injured all of 2004 and will be out due to injury all of 2005)

**Other Letterwinners Lost – 3 (Pos., PPG, RPG):** Jonathan Oliver (C, 1.3, 1.3); Quinton Day (G, 1.0, 0.3); Joe Buck (F, 0.6, 0.1)

**Top Redshirt (Pos., Ht., Yr.):** NA

**Top Transfers (Pos., Ht., Yr., PPG, RPG):** Dwayne Shackelford (G, 5-10, Jr., 21.4 ppg)

**Top Freshmen (Pos., Ht., PPG, RPG):** Gabriel Pruitt (G, 6-4, 22.0 ppg); Emanuel Willis (F, 6-8), Nick Young (G/F, 6-6, 27.2, 10.8)

**All-American Candidates:** Jeff McMillan

**All-Conference Candidates:** Jeff McMillan, Lodrick Stewart, Errick Craven, Rory O'Neil

## Returning Individual Leaders

<b>Scoring</b>	<b>FG</b>	<b>FGA</b>	<b>FG%</b>	<b>FT</b>	<b>FTA</b>	<b>FT%</b>	<b>TP</b>	<b>AVG</b>	<b>HG</b>
Errick Craven .....	107	258	.415	63	101	.624	299	11.1	26
Jeff McMillan .....	119	189	.630	72	108	.667	310	11.1	22
Lodrick Stewart .....	88	208	.423	25	44	.568	236	8.7	20

<b>Rebounding</b>	<b>OR</b>	<b>DR</b>	<b>TR</b>	<b>AVG</b>	<b>HG</b>
Jeff McMillan .....	85	157	242	8.6	18
Gregg Guenther .....	35	55	90	4.7	13

<b>Miscellaneous</b>	<b>3FG</b>	<b>3FGA</b>	<b>3FG%</b>	<b>AST. (AVG)</b>	<b>ST. (AVG)</b>	<b>BL. (AVG)</b>
Lodrick Stewart .....	35	104	.337	31 (1.1)	42 (1.6)	-
Rory O'Neil .....	27	75	.360	19 (0.7)	-	43 (1.5)
Errick Craven .....	22	90	.244	80 (3.0)	62 (2.3)	9 (0.3)

# Series Information

## ALL-TIME RECORD

Arizona: ..... 33-50  
Arizona State: ..... 40-28  
California: ..... 112-120  
Oregon: ..... 55-38  
Oregon State: ..... 58-53  
Stanford: ..... 113-111  
UCLA: ..... 98-119  
Washington: ..... 62-58  
Washington State: ..... 62-34

## LAST VICTORY

Arizona: ..... 1/15/04  
Arizona State: ..... 2/14/04  
California: ..... 2/21/04  
Oregon: ..... 2/2/03  
Oregon State: ..... 3/6/04  
Stanford: ..... 3/13/03  
UCLA: ..... 2/25/04  
Washington: ..... 1/8/04  
Washington State: ..... 3/8/03

## MOST POINTS SCORED

Arizona: ..... 100  
Arizona State: ..... 117  
California: ..... 102  
Oregon: ..... 107  
Oregon State: ..... 110  
Stanford: ..... 105  
UCLA: ..... 94  
Washington: ..... 106  
Washington State: ..... 106

## MOST POINTS ALLOWED

Arizona: ..... 107  
Arizona State: ..... 108  
California: ..... 99 (2 OT)  
Oregon: ..... 99  
Oregon State: ..... 98  
Stanford: ..... 111 (Opp. record)  
UCLA: ..... 107  
Washington: ..... 105  
Washington State: ..... 95

## LONGEST WINNING STREAK

Arizona: ..... 12  
Arizona State: ..... 5  
California: ..... 7  
Oregon: ..... 10  
Oregon State: ..... 6 (twice)  
Stanford: ..... 11  
UCLA: ..... 42  
Washington: ..... 7  
Washington State: ..... 9

## LONGEST LOSING STREAK

Arizona: ..... 11  
Arizona State: ..... 4  
California: ..... 7  
Oregon: ..... 9  
Oregon State: ..... 8  
Stanford: ..... 13  
UCLA: ..... 19  
Washington: ..... 7  
Washington State: . 4 (twice)

# 2004•2005 USC Roster

## • NUMERICAL

<u>NO.</u>	<u>NAME</u>	<u>POS.</u>	<u>HT.</u>	<u>WT.</u>	<u>YR.</u>	<u>BIRTHDATE</u>	<u>HOMETOWN (HIGH SCHOOL/COLLEGE)</u>
1	Roydell Smiley	G	6-4	195	*Sr.	2/5/82	Seattle, WA (Garfield HS/ Southeastern Iowa College)
2	Nick Curtis	F	6-8	225	Sr.	11/23/83	Oxnard, CA (Oxnard HS)
3	Lodrick Stewart	G	6-4	210	So.	4/30/85	Seattle, WA (Rainier Beach HS)
4	Gregg Guenther	F	6-9	255	*Sr.	1/29/82	Van Nuys, CA (Taft HS)
5	Jeff McMillan	F	6-8	260	*Sr.	2/18/80	Brooklyn, NY (St. Thomas More HS/Fordham)
15	Dwayne Shackelford	G	5-10	185	Jr.	8/24/81	Washington, D.C. (Anacostia HS/Allegany College)
21	Rory O'Neil	C	6-11	240	Sr.	10/12/82	Ridgecrest, CA (Burroughs HS)
22	Erick Craven	G	6-2	205	Sr.	7/4/83	Carson, CA (Bishop Montgomery HS)
23	Rodrick Stewart	G	6-4	205	So.	4/30/85	Seattle, WA (Rainier Beach HS)
24	Derrick Craven	G	6-2	215	Sr.	7/4/83	Carson, CA (Bishop Montgomery HS)
34	Gabriel Pruitt	G	6-4	170	Fr.	4/19/86	Los Angeles, CA (Westchester HS)
44	Emanuel Willis	F	6-8	220	Fr.	12/24/84	Mendenhall, MS (Hargrave Military Academy)
	Nick Young	G/F	6-6	195	Fr.	6/1/85	Los Angeles, CA (Cleveland HS)

\* Utilized redshirt year

## • ALPHABETICAL

<u>NO.</u>	<u>NAME</u>	<u>POS.</u>	<u>HT.</u>	<u>WT.</u>	<u>YR.</u>	<u>BIRTHDATE</u>	<u>HOMETOWN (HIGH SCHOOL/COLLEGE)</u>
24	Derrick Craven	G	6-2	215	Sr.	7/4/83	Carson, CA (Bishop Montgomery HS)
22	Erick Craven	G	6-2	205	Sr.	7/4/83	Carson, CA (Bishop Montgomery HS)
2	Nick Curtis	F	6-8	225	Sr.	11/23/83	Oxnard, CA (Oxnard HS)
4	Gregg Guenther	F	6-9	255	*Sr.	1/29/82	Van Nuys, CA (Taft HS)
5	Jeff McMillan	F	6-8	260	*Sr.	2/18/80	Brooklyn, NY (St. Thomas More HS/Fordham)
21	Rory O'Neil	C	6-11	240	Sr.	10/12/82	Ridgecrest, CA (Burroughs HS)
34	Gabriel Pruitt	G	6-4	170	Fr.	4/19/86	Los Angeles, CA (Westchester HS)
15	Dwayne Shackelford	G	5-10	185	Jr.	8/24/81	Washington, D.C. (Anacostia HS/Allegany College)
1	Roydell Smiley	G	6-4	195	* Sr.	2/5/82	Seattle, WA (Garfield HS/ Southeastern Iowa College)
3	Lodrick Stewart	G	6-4	210	So.	4/30/85	Seattle, WA (Rainier Beach HS)
23	Rodrick Stewart	G	6-4	205	So.	4/30/85	Seattle, WA (Rainier Beach HS)
44	Emanuel Willis	F	6-8	220	Fr.	12/24/84	Mendenhall, MS (Hargrave Military Academy)
	Nick Young	G/F	6-6	195	Fr.	6/1/85	Los Angeles, CA (Cleveland HS)

### HEAD COACH

Henry Bibby (UCLA, 1972), 9th year

### ASSISTANTS

Eric Brown (Cal State Northridge, 1998), 4th year

Mike Johnson (Purdue, 1991), 2nd year

Bob Cantu (Chapman, 1997), 4th year

### ACADEMIC COORDINATOR / OPERATIONS

Jim Saia (Chapman, 1987), 1st year

### BASKETBALL ADMINISTRATIVE ASSISTANT

Brian Davis (Cal Poly, 1996), 1st year

### VIDEO COORDINATOR

Erik Perea (Pepperdine, 2000), 3rd year

### DIRECTOR OF BASKETBALL OPERATIONS

Tim Farmer (Wayne State, 1998), 5th year

# 2004•2005 USC Outlook

2003•2004 OVERALL: 13-15

2003•2004 PAC-10: 8-10 (6TH)

USC's 2004-2005 men's basketball team features a veteran-laden roster with more seniors than any Trojan squad in more than 30 years.

The group of seven seniors – the most at Troy since 1972 – is accomplished on the court and in the classroom, a heady class of student-athletes all scheduled to graduate next spring.

These core players are complemented by a talented mix of four first- and second-year players that ninth-year USC Coach **Henry Bibby** hopes will create the right blend to return the Trojans to the NCAA Tournament for the first time since back-to-back trips in 2001 and 2002.

The Trojans were 13-15 overall, 8-10 in the Pac-10 (sixth place) in 2004 and appeared to find themselves as a team near the end of the season, winning four of their final seven games, the three losses all by single digits.

Last season's highlights included USC's second consecutive sweep of crosstown rival UCLA, a first in more than 60 years, as well as its fifth home win over Arizona in the last eight years. The Trojans showed signs of brilliance during the season, playing top-ranked Stanford down to the wire twice before falling and coming within a possession of beating Arizona for a second time in a memorable Pac-10 Tournament first-round game that ended the Trojans' string of Pac-10 Tournament final appearances at two.

First and foremost for the Trojans in 2005 will be replacing the scoring talents of the departed Desmon Farmer, who finished his USC career as the school's fourth all-time leading scorer. He was far and away USC's top offensive threat the past two years and the scoring void will probably be left to more than one player to fill.

And while the Trojans figure out how to compensate for Farmer's offense (he averaged 19.4 points last year), they will also be working hard to shore up their defense and lowering their 2004 opponent points per game average of 78.8.

"We're returning a lot of seniors, a lot of experience and a lot of starters and it's their year to make something happen," Bibby

said. "This is the most veteran team I've had coming back since I've been here.

"We're going to put more of an emphasis on defense this year. We haven't played well defensively the past couple years and our offense has carried us. We need to narrow the gap. If we do so, I think we can be very competitive in the conference.

"We've got a talented group of players coming in and we've brought these guys in to play. I think this group of newcomers is going to push the veterans. This should be a very competitive year — within the team — as far as guys competing for spots. Every position is up for grabs."


USC's seven seniors include 6-foot-2, 205-pound guard **Errick Craven** and his identical twin, 6-foot-2, 215-pound guard **Derrick Craven**, 6-foot-8, 225-pound forward **Nick Curtis**, 6-foot-11, 240-pound center **Rory O'Neil**, 6-foot-9, 255-pound forward **Gregg Guenther**, 6-foot-8, 260-pound forward **Jeff McMillan** and 6-foot-4, 195-pound guard **Roydell Smiley**. Smiley, however, will miss his second consecutive season due to injury, the latest a torn ACL he suffered in a pickup game after the 2004 season.

The Trojans also return a pair of sophomores and their second set of identical twins in 6-foot-4, 210-pound guard **Lodrick Stewart** and 6-foot-4, 205-pound guard **Rodrick Stewart**.

Joining the nine returning veterans are 5-foot-10, 185-pound junior college transfer guard **Dwayne Shackelford**, a junior, plus 6-foot-8, 220-pound freshman forward **Emanuel Willis**, 6-foot-4, 170-pound freshman guard **Gabriel Pruitt**, and 6-foot-6, 195-pound swingman **Nick Young**.

Candidates for leaders on this team abound, but to Bibby, Guenther epitomizes the role. A two-sport player in football and basketball for the last three years (after he redshirted as a freshman in football) who was a tight end on USC's national championship team in 2003, Guenther plans to play basketball exclusively in 2004.

Playing football the last three years, he wasn't able to don the basketball uniform until around Jan. 1. This year, he will be with



Senior Guard Errick Craven



Senior Forward Jeff McMillan



Senior Guard Derrick Craven

## 2004-2005 OUTLOOK CONTINUED

the team when it opens practice in October. Though he always joined the team late, Guenther was a natural leader whose gritty toughness rubbed off on his teammates. Though tough in the post, he can also hit a mid-range jumper and his touch translated to the second-highest free throw percentage on the team (73.1%) last year. He averaged 5.6 points and 4.7 rebounds (third on the team), starting five of 19 games.

Said Bibby: "With Gregg, you bring in a solid citizen, a good guy who knows how to win and wants to win and will sacrifice for the team. He's a kid that can provide leadership for us that I haven't had since I've been here. I've never had a leader like him. I'm excited he's going to be with us at the start of the season."

Another low post force for Bibby is McMillan, the 2004 Pac-10 Newcomer of the Year and the only Trojan to start every game last year. He averaged 11.1 points and 8.6 rebounds (third in the Pac-10) in 29.2 minutes per game last year and became the first Trojan ever to lead the league in field goal percentage (63.0%), setting a USC team record in the process. In fact, McMillan crushed the old Trojan mark, previously held by Steve Smith (57.4%, 1979). In the 24 games in which he attempted at least four shots, he made less than half only three times. McMillan recorded 10 double-doubles on the season, had 12 double-digit rebounding efforts and led USC on the boards 16 times. He had off-season surgery on his left foot to correct hammer toes and Bibby expects the already quick big man to be even more nimble next season.

Said Bibby: "Jeff had a big year last year. He's already one of the best rebounders in the Pac-10 and has proven he can score down low. If we can improve his running and his medium-range jump shot, an already excellent player will really take it to the next level."

While McMillan and Guenther clog up a lot of the paint, O'Neil has the ability to join them down low or float outside. In fact, the versatile big man not only led USC in blocked shots (1.5) in 2003, but also in three-point percentage (36.0%), the only Pac-10 player to lead his team in both categories (with a minimum of more than 10 blocks). He averaged 8.3 points and 3.8 rebounds in 24.3 minutes per game last year, his blocked shot average good for fourth best in the league.

Said Bibby: "Rory had a great sophomore year but fell off a bit last year. But he's back on track and working hard this summer. He hopes to get to the next level and he knows he needs to put in the work. He gives us an added dimension shooting the ball outside and can score down low. He can play some small forward, power forward and center. His ability to shoot outside helps us to keep defenses honest."

Rounding out the group of returning big men is Curtis, who has shown flashes of becoming a top-flight performer in the Pac-10 but has been riddled with injuries during his Trojan career. He averaged 3.0 points and 2.5 rebounds in 12.6 minutes per game in 2004, starting three of 22 games, but missed six games with tendonitis in his left knee and was never really 100%. Albeit in limited action, the

athletic Curtis, who has career highs of 21 points and 15 rebounds, was the only Trojan besides Jeff McMillan to shoot above 50.0% (24-of-47, 51.1%) last year.


Said Bibby: "I expect this to be Nick's year. He's had three years when he's been injured but I'm optimistic he can remain injury free this season. He's had some outstanding games, but hasn't been as consistent as we'd like him to be and that's due to injuries. I'm looking forward to a big year from Nick."

The veteran scoring guard on the team is Errick Craven, who enters his senior year 27<sup>th</sup> on USC's career scoring chart with 1,052 points. He is also fourth on USC's career steals chart (203) and 14<sup>th</sup> on Troy's career three-point chart (81). One of the quickest defensive players in the Pac-10, he's had at least five steals 15 times in his career. He enters his senior year 21 steals short of cracking the Pac-10's career top 10 and 26 short of breaking the USC record of 228 (Brandon Granville). He is tied with McMillan as USC's top returning scorer (11.1) and led USC in assists (3.0) and steals (2.3) last year for the second year in a row. In fact, his steals average led the Pac-10, making him the first player to lead the conference in the category in three consecutive seasons since Gary Payton did it at Oregon State (1988-90).

Said Bibby: "Errick returns as a three-year starter who has a ton of potential. He's shown signs of becoming one of the top players in the Pac-10, but he needs to be more consistent. He needs to improve his outside shooting, too. It's up to Errick to see how good he wants to be."



Senior Forward Gregg Guenther



Senior Center Rory O'Neil



Senior Forward Nick Curtis

## 2004-2005 OUTLOOK CONTINUED

Twin brother Derrick Craven, like his brother a catlike defender, averaged 6.1 points and 2.2 rebounds in 21.0 minutes per game, starting 11 of 27 games at point guard. His 79 assists were second on the team and his 33 steals were third. He had a season-high 16 points in USC's OT win at St. Mary's, going 7-of-7 from the field in 20 minutes. It was the first 7-of-7 performance by a Trojan since Nov. 23, 1999 (Brian Scalabrine).

Said Bibby: "I'm looking for Derrick to be a defensive stopper for us. He needs to play with a defensive mind-set. We need guys to specialize in certain things. He can knock some shots down, but we need him to be a force on defense. Like a lot of guys on this team, he can play more than one position, at the one or the two."

For the second year in a row, Smiley will have to watch from the sidelines. A marksman from the outside who was a key scorer for USC in 2003, Smiley missed all of 2004 with leg and knee injuries. He was nearing full health when he tore his ACL during a pickup game at USC after the season. He had surgery in May and will be out nine to 12 months.

With Smiley's absence, Lodrick and Rodrick Stewart will once again find themselves in major roles with the Trojans. They are extremely athletic players who, like the Cravens, can create havoc with their high-energy play.

Lodrick Stewart emerged as one of the Trojans' top scorers toward the end of the 2004 season. A 2004 Pac-10 All-Freshman first team selection, Stewart averaged 8.7 points and 2.6 rebounds in 20.5 minutes, starting six of 27 games. In his last five

games, however, he averaged 13.2 points, including two 20-point performances, and shot 44.4% from three-point range. His 1.6 steals average was second on the team and sixth in the Pac-10 and his 35 three-pointers was also second most on the squad.

Said Bibby: "We think Lodrick can be in the same category as Desmon Farmer. He needs to step up his defense, share the ball more and be more consistent. But he was one of the best players we had at times, playing hard, diving on the floor. He needs to maintain his intensity. If he can do that, we think he can step in and be a strong offensive and defensive player for us."

Rodrick Stewart, who shared the point guard duties with Derrick Craven last year, gives USC yet another athletic guard. He averaged 4.4 points and 2.2 rebounds in 21.6 minutes, starting 17 of 27 games last year. He scored a season-high 14 points on 6-of-8 shooting in 25 minutes at BYU and matched that with 14 points and four assists at Washington.

Said Bibby: "Rodrick is a quick, big, athletic kid who is a great passer. He needs to work on his jump shot, which could open his game. He can be a big plus for us at the point and can also play shooting guard and small forward."

Figuring to challenge both Rodrick Stewart and Derrick Craven for point guard time is Shackleford, who is a good enough scorer to slide over to the two spot as well. He averaged 21.4 points for Allegany College in Cumberland, Md., as a sophomore in 2004, earning NJCAA Division I All-American, All-Region XX Division I and

All-Maryland JUCO first team honors. He made a school record 114 three-pointers in 2004 and had 61 steals and 171 assists.

Said Bibby: "We really haven't had a scoring point guard since I've been here other than Brandon Granville. And Dwayne will come in and bring toughness at the point we haven't had since Brandon left. He can shoot the three-pointer, keep defenses honest and will bring us leadership. He's an older kid who will hopefully come in and be a positive for us."

Like Shackleford, Pruitt brings a scoring touch to the Trojans. He averaged 22 points per game as a senior at Westchester (Calif.) High in 2004, earning Student Sports All-America special mention notice, Los Angeles Times All-City and South Bay/Westside first team and South Bay Daily Breeze Player of the Year honors.

Said Bibby: "Gabriel can play the one, two or three positions for us. He is a tenacious defensive player and an excellent outside shooter. He was the surprise player in California last year, overlooked because he didn't play as a junior. He really knows how to play basketball and that's what I like about him. He has good basketball smarts."

Young is another local rising star who can put points on the board. He averaged 27.2 points and 10.8 rebounds as a 2004 senior at Cleveland High in Reseda, Calif., earning 2004 CIF L.A. City Section, Los Angeles Times All-City and San Fernando Valley first team honors. He shot 57.3% from the field and 46.8% from three-point range (52-of-111) and had 48 steals and 41 blocks.

Said Bibby: "We're excited to get a long, athletic wing player like Nick. He's the type of player we haven't had here since Jeff Trepagnier. He's a high-flyer who has the potential to be a high scorer and I think our fans will enjoy watching him play. He also has a good foundation on defense."

Willis rounds out the incoming class. An extremely athletic player, he prepped at Hargrave Military Academy in Chatham, Va., in 2004 after attending Mendenhall (Miss.) High in 2003. He was listed No. 16 among prep athletes attending post grad prep schools by Insiders.com.

Said Bibby: "I compare Emanuel to Kenyon Martin (of the New Jersey Nets). He's athletic like him, jumps, runs and can shoot inside of 15 feet. He can play the power forward and small forward."



Sophomore Guard Rodrick Stewart



Sophomore Guard Lodrick Stewart

---

# HENRY BIBBY

HEAD COACH • 9TH YEAR

---

Henry Bibby, a coach with 22 years of college and professional experience and the only person to ever play for an NCAA, NBA and CBA championship team, is in his ninth full season in 2004-2005 as the head coach of the USC men's basketball program. He is just two years removed from guiding the Trojans to only their second back-to-back 20-win seasons in 2001 and 2002 and only their third back-to-back NCAA Tournament appearances.

Bibby and the Trojans, coming off consecutive 13-win seasons, expect to return to the top half of the Pac-10 Conference in 2005 with a team dominated by seniors but complemented by a strong recruiting class.

USC finished 13-15 in 2004, 8-10 in the Pac-10 (sixth place). Highlighting the year was USC's second consecutive sweep of crosstown rival UCLA, a first in more than 60 years, as well as its fifth home win over Arizona in the last eight years. The Trojans showed signs of brilliance during the season, playing top-ranked Stanford down to the wire twice before falling and coming within a possession of beating Arizona for a second time in a memorable Pac-10 Tournament first-round game that ended the Trojans' string of Pac-10 Tournament final appearances at two. USC returns seven seniors from last year's squad, providing an experience-laden team Bibby hopes will return to the postseason.

The Trojans underwent a rebuilding season in 2003 as USC finished 13-17 overall, 6-12 in the Pac-10 (tied for sixth). Fielding a team made up predominantly of underclassmen, the Trojans held second-half leads in almost every game but had trouble closing them out. Troy made its second consecutive run to the Pac-10 Tournament championship game, falling to Oregon.

In 2002, he led USC to a 22-10 record that included a 12-6 finish in the Pac-10 (tied for second), a finals appearance in the Pac-10 Tournament and a No. 4 seed in the NCAA Tournament. The 20 wins gave USC back-to-back 20-win seasons for the first time since 1939-40. USC enjoyed its fifth winning season and fourth



postseason berth (three NCAA, one NIT) under his watch. Bibby was named 2002 NABC District 15 Co-Coach of the Year.

In 2001, Bibby led USC to perhaps its greatest season ever, piloting the Trojans to their first NCAA Tournament Elite Eight appearance under the tournament's current format. In their second NCAA Tournament appearance under Bibby, the No. 6-seeded Trojans reached the East Regional Final before losing to Duke. USC's three NCAA Tournament wins (against No. 11 seed Oklahoma State, No. 2 seed Boston College and No. 3 seed Kentucky) were its most ever in one tourney and the Trojans' final record of 24-10 matched the most wins ever in one season at USC. The Trojans finished 11-7 in the Pac-10 (tied for fourth place).

The Trojans' landmark team that Bibby guided

featured a trio of NBA draft picks in forward/center Brian Scalabrine, guard Jeff Trepagnier and forward Sam Clancy. Scalabrine and Trepagnier were taken back-to-back in the second round of the 2001 draft; Scalabrine going to New Jersey with the 35th pick while Trepagnier went 36th to Cleveland. Clancy (who hurt his knee in pre-draft workouts) went in the second round of the 2002 draft to Philadelphia with the 45th pick. Clancy was the fourth Trojan taken in the NBA Draft since Bibby has been at USC (the first was Rodrick Rhodes in 1997). Elias Ayuso became the fifth Trojan under Bibby to sign with an NBA team when he inked a deal with the San Antonio Spurs in the summer of 2003. Both Scalabrine (Nets) and Trepagnier (Nuggets) played for teams in the 2004 NBA playoffs, the third year in a row for Scalabrine.

In his eight years as head coach, Bibby has been instrumental in player development and has guided eight players to a combined 14 All-Pac-10 honors and six players to All-Pac-10 Freshman honors. Under Bibby, Clancy became a Pac-10 Player of the Year, three Trojans (Rhodes and Scalabrine and Jeff McMillan) have earned the Pac-10 Newcomer of the Year award and another (Ayuso) earned Pac-10 All-Newcomer first team notice. Seven of USC's top 20 scorers of all time,



***“I’ve played on a lot of championship teams in high school, college and the NBA. The most satisfaction I’ve had since I’ve been in basketball is to be able to put together 15 men and a staff of coaches, put them all on the same page and see it work.”***

**– Henry Bibby**  
***(During USC’s Elite Eight run in the 2001 NCAA Tournament)***

and nine of its 29 1,000-point scorers have played under Bibby.

In 1999-2000, Bibby directed the Trojans to a 16-14 overall finish and a 9-9 mark in the Pac-10 (sixth place), but USC fell just short of receiving a postseason berth. The Trojans looked to be headed to the NCAA Tournament after opening the Pac-10 season 6-1, but injuries to Clancy and top reserve Jarvis Turner early in the conference schedule derailed the Trojans.

In 1998-99, Bibby directed a young Trojan squad, one with four new starters, to a 15-13 overall mark and a 7-11 finish (tied for seventh) in a strong Pac-10 field. USC earned an NIT bid for its sixth postseason appearance of the decade.

USC went 9-19 overall in 1997-98, but closed out the season with a stunning 91-90 overtime victory over then-No. 2 Arizona and a 117-71 rout of Arizona State.

In his first full season at the helm of the Trojan program, Bibby did not waste any time in moving Troy in the right direction. The 1996-97 campaign saw the Trojans finish second in the Pacific-10 Conference and make their first NCAA Tournament appearance since 1992.

USC’s 17-11 overall record (12-6 in the Pac-10) in 1996-97 represented one of the

biggest turnarounds in the nation. The previous year, the Trojans went 11-19 and finished ninth in the conference. The seven-game improvement was the third-biggest turnaround in USC history and the seven-spot increase in the standings matched a school best. In addition, Bibby’s 17-11 mark in 1996-97 was the best by a Trojan coach in his first full year since Forrest Twogood went 21-6 in his debut season in 1951.

He capped off the 1997 season by being selected to the Hillyard/NABC Silver All-America team, which honored exceptional players from the Class of 1972. He joined, among others, USC alum Paul Westphal.

Bibby was named USC’s head coach on March 15, 1996.

“I’m very excited about Henry Bibby and USC’s basketball prospects under him,” said Mike Garrett, announcing Bibby’s hiring. “He is well prepared and envisions the success that we seek at USC. I look forward to his years here.”


Bibby joined the Trojan program in May of 1995 as an assistant coach. He was named USC’s interim head coach on Feb. 7, 1996, replacing Charlie Parker. Under Bibby’s direction, the shorthanded Trojans, who were down to just four active scholarship players at one point, lost their final nine games of that season.

Bibby came to USC after coaching a club team in Venezuela in 1995. He was a head coach for eight seasons in the Continental Basketball Association, including three years each with the Oklahoma City Cavalry (1992-94) and the Tulsa Fast Breakers (1989-91) and a year each with the Savannah Spirits (1988) and the Baltimore Lightning (1986). His teams made it into the CBA playoffs six times and posted a 223-213 regular season record, making him only the fourth CBA coach to post 200 wins. His 1989 Tulsa squad won the CBA title and he was named CBA Coach of the Year.

He also spent three summers (1986-88) head coaching in the United States Basketball League and was the 1986 USBL Coach of the Year while leading the Springfield Fame.

In 1987, he was a scout with the NBA’s Washington Bullets. He was an assistant at Arizona State for three years (1983-85).

Bibby was the starting point guard on three NCAA title teams (1970-72) at UCLA, earning consensus All-American honors while serving as the team’s captain as a senior in 1972. The Bruins went 87-3 during his varsity collegiate career (one of the losses was to USC in 1970), including 30-0 in 1972. He averaged 15.6 points as a sophomore, 11.8 as a junior and 15.7 as a senior.



Henry Bibby won three NCAA titles with the UCLA Bruins (1970-72). He won an NBA title as a rookie with the New York

Knicks in 1973 and reached the NBA finals with the Philadelphia 76ers in 1977 and 1980.

He then played nine years in the National Basketball Association, averaging 8.6 points, 2.3 rebounds and 3.4 assists during his career. He was with the New York Knicks (1973-75), New Orleans Jazz (1975-76), Philadelphia 76ers (1977-80) and San Diego Clippers (1981). In his entire NBA career, Bibby played in 675 games, scored 5,775 points, handed out 2,259 assists and pulled down 1,581 rebounds. His field goal percentage was 42.4% and he sank 78.2% of his free throws.

In Bibby's rookie year of 1973, his New York Knicks won the NBA title. After being drafted in the fourth round with the 58th overall selection, Bibby was a supersub for the Knicks and known to provide "instant offense." He made two other appearances in the NBA Finals, in 1977 and 1980 with the Philadelphia 76ers.

In the NBA, Bibby played under several top-notch coaches, including Gene Shue, Red Holzman and Billy Cunningham.

Immediately following his NBA days, Bibby was a player and assistant coach for the 1982 Lancaster Lightning, which won the CBA title.

Some of the standouts Bibby has played with during his collegiate and professional days are Bill Walton, Sidney Wicks, Keith Wilkes, Walt Frazier, Earl Monroe, Willis Reed, Bill Bradley, Jerry Lucas, Dave DeBusschere, Phil Jackson, Pete Maravich and Julius Erving.

Bibby won a slew of team awards during his collegiate days in Westwood. In 1969, he won the Seymour Armond Award as UCLA's most valuable freshman player. In 1970, Bibby took home the Irv Pohlmeier Trophy, which goes to the outstanding first-year varsity player, and the Calkins Trophy for highest free throw percentage. In 1971, he earned the NCAA Tournament Trophy for all-around excellence in the NCAA Championships. In 1972, Bibby won the Alumni Association Award for academic achievement and team contribution, in addition to his second straight NCAA Tournament Trophy.

For his achievements at UCLA, Bibby will be inducted into the UCLA Athletics Hall of Fame in October as a member of the Bruins' Class of 2004.


Bibby was a prep All-American at Person-Albion High in Franklinton, N.C. His brother, Jim, was a pitcher in the major leagues.

## Henry Bibby's All-Time Coaching Record vs. Opponents

American .....	1-0	UNC-Charlotte .....	1-0
Arizona .....	5-13	Northwestern .....	1-1
Arizona State .....	12-4	Ohio State .....	1-1
Arkansas State .....	1-0	Oklahoma State .....	1-0
Bradley .....	2-0	Oregon .....	8-10
BYU .....	1-1	Oregon State .....	11-5
BYU-Hawaii .....	1-0	Penn .....	0-1
Boston College .....	1-0	Pepperdine .....	1-1
California .....	5-12	Rhode Island .....	1-1
Cal Poly .....	0-1	Sacramento State .....	1-0
Cal State Fullerton .....	2-0	Saint Mary's .....	1-0
Cal State Northridge .....	3-0	St. Bonaventure .....	1-1
Cincinnati .....	0-1	San Diego .....	2-0
Duke .....	0-2	San Diego State .....	3-0
Fresno State .....	1-1	Stanford .....	6-12
Hawai'i .....	1-0	Tennessee .....	0-2
Illinois .....	0-1	UC Irvine .....	1-0
Kansas .....	0-2	UCLA .....	6-10
Kentucky .....	1-0	UC Riverside .....	1-0
Lafayette .....	1-0	UC Santa Barbara .....	5-1
La Salle .....	1-0	UNC-Wilmington .....	0-1
Long Beach State .....	4-2	UNLV .....	2-3
Loyola Marymount .....	6-0	Utah .....	1-0
Memphis .....	1-0	Utah State .....	0-1
Miami (Ohio) .....	1-0	Washington .....	9-7
Mississippi .....	0-1	Washington State .....	12-4
Missouri .....	0-1	Western Michigan .....	0-1
Morris Brown .....	1-0	<u>Wyoming</u> .....	<u>1-1</u>
New Mexico .....	0-1	<b>TOTALS</b> .....	<b>129-109</b>
North Carolina .....	0-2		

## Henry Bibby Year-by-Year at USC

<u>OVERALL</u>		<u>PACIFIC-10</u>	
1996-97	17-11 ..... NCAA (1st Rd.)	1996-97	12-6 ..... t-2nd
1997-98	9-19	1997-98	5-13 ..... 8th
1998-99	15-13 ..... NIT (1st Rd.)	1998-99	7-11 ..... t-7th
1999-00	16-14	1999-00	9-9 ..... 6th
2000-01	24-10 .... NCAA (Elite Eight)	2000-01	11-7 ..... t-4th
2001-02	22-10 ..... NCAA	2001-02	12-6 ..... t-2nd
2002-03	13-17	2002-03	6-12 ..... t-6th
<u>2003-04</u>	<u>13-15</u>	<u>2003-04</u>	<u>8-10</u> ..... <u>6th</u>
<b>TOTALS</b>	<b>129-109</b>	<b>TOTALS</b>	<b>70-74</b>



# DERRICK CRAVEN

SENIOR • GUARD • 6-2 • 215 • CARSON • CA • BISHOP MONTGOMERY HS



# #24

**THIS SEASON:** Derrick Craven, a 6-foot-2, 215-pound senior guard in 2005 and identical twin brother of fellow Trojan junior Errick Craven, is an athletic and aggressive player who has a tenacious work ethic on defense. He has matured at point guard for the last two years and will continue to see major time at the position.

**2003-2004:** Averaged 6.1 points and 2.2 rebounds in 21.0 minutes per game, starting 11 of 27 games as a 2004 junior ... His 79 assists were second on the team and his 33 steals were third ... He had a season-high 16 points in USC's OT win at St. Mary's, going 7-of-7 from the field in 20 minutes. It was the first 7-of-7 performance by a Trojan since Nov. 23, 1999 (Brian Scalabrine) ... The St. Mary's effort followed 11 points vs. UNLV and preceded 11 against Cal State Fullerton, giving him three double-digit efforts in a row for his first time ever ... Played a season-high 31 minutes in USC's win at UCLA and matched it at Oregon ... Had 12 points in USC's win over No. 7 Arizona and had 11 at Cal.

**2002-2003:** Averaged 4.6 points and 2.2 rebounds in 19.9 minutes per game, starting 25 of 30 games as a 2003 sophomore ... One of only two Trojans to play in every game (along with Desmon Farmer) ... His 40 steals and 70 assists were both the second-highest totals on the team ... Scored in double figures seven times (doing it in back-to-back games three times), including a career-high 17-point effort at UNLV that featured a career-best three three-pointers ... He scored 15 points against California and had 13 points in the season-finale against Oregon ... Had a career-high eight assists at California and made a career-high five steals in USC's Pac-10 tourney win over the Bears ... Averaged 10.5 points and 4.0 rebounds in USC's wins over UCLA.

**2001-2002:** As a 2002 freshman, Craven fought off a stress fracture in his right leg that cost him the non-conference schedule and eventually found a niche in the rotation by season's end as a backup point guard ... Averaged 6.5 minutes in 13 games, but played in each of USC's final eight games and averaged 10.0 minutes per game in the last five games ... Played a career-high 20 minutes

in the regular-season finale against Oregon State with a career-best four assists and two blocks ... Played 10 minutes against Stanford in the Pac-10 Tournament with two steals and played a combined 12 minutes in the semifinals and finals ... Played 11 minutes off the bench at Arizona, scoring his first two points to go with three assists.

**HIGH SCHOOL:** Craven prepped at Bishop Montgomery High in Torrance, Calif., where he averaged 16.4 points, 6.4 rebounds, 5.6 assists and 1.9 steals while shooting 56.0% from the field as a 2001 senior while leading the Knights to both their second consecutive California and CIF Southern Section Division III titles ... Was a 2001 Street & Smith's preseason All-American honorable mention selection, a Daily Breeze All-Area first team pick and shared CIF Division III Player of the Year and Del Rey League MVP honors with his brother Errick for the second consecutive year.

As a junior, Craven averaged 17.1 points, 5.8 assists, 5.6 rebounds and 3.1 steals, helping the Knights to a 28-5 run and a California Division III title ... Named a 2000 USA Today All-American honorable mention and a Daily Breeze All-Area and Los Angeles Times South Bay/Westside first team selection ... He also shared CIF Division III Player of the Year honors with his brother Errick.

As a sophomore in 1999, he averaged 12.4 points per game and earned All-CIF Division III first team, Daily Breeze All-Area third team and Del Rey League first team honors.

**SIDELIGHTS:** Craven was born on July 4, 1983 ... He is one minute younger than his twin brother, Errick ... Both he and his brother are majoring in economics at USC and he is scheduled to graduate in the spring.

**OTHERS ON DERRICK CRAVEN:** (South Bay Daily Breeze): "He is one of the top defenders in Southern California."

**ON DERRICK AND HIS TWIN ERRICK:** (Bob Holtzman of the South Bay Daily Breeze): "Both are capable of making sensational individual plays, but they also lead by example with their unselfish team play and outstanding defense."

## DERRICK CRAVEN • CAREER STATISTICS

YEAR	G-GS	FG-FGA	%	3-PT		FT-FTA	%	PTS	AVG.	OFF		DEF		TOT		PF-D	AST	TO	BLK	STL	MIN
				FG-FGA	%					REB	REB	REB	AVG.								
2001-02	13-0	1-13	.077	0-0	.000	2-3	.667	4	0.3	0	8	8	0.6	15-0	13	12	3	6	84		
2002-03	30-25	50-133	.376	7-16	.438	32-58	.552	139	4.6	13	52	65	2.2	84-4	70	72	2	40	596		
2003-04	27-11	58-152	.382	16-57	.281	32-61	.525	164	6.1	19	41	60	2.2	62-2	79	56	4	33	568		
<b>TOTALS:</b>	<b>70-36</b>	<b>109-298</b>	<b>.366</b>	<b>23-73</b>	<b>.315</b>	<b>66-122</b>	<b>.541</b>	<b>307</b>	<b>4.4</b>	<b>32</b>	<b>101</b>	<b>133</b>	<b>1.9</b>	<b>161-6</b>	<b>162</b>	<b>140</b>	<b>9</b>	<b>79</b>	<b>1248</b>		

DERRICK CRAVEN • 2003-2004 GAME BY GAME


DERRICK CRAVEN • 2002-2003 GAME BY GAME

Opponent	FG-A	3PT		TOTAL							MIN	PTS
		FG-A	FT-A	OR-DR	REB	PF	AST	TO	BLK	STL		
at W. Michigan ...	0-3	0-0	0-0	1-1	2	2	1	2	0	0	17	0
CS Northridge ...	2-5	0-3	2-4	0-2	2	3	6	5	0	1	23	6
UNLV .....	4-12	0-5	3-3	1-3	4	2	4	0	0	0	25	11
at Saint Mary's ...	7-7	1-1	1-2	0-1	1	4	0	3	0	1	20	16
CS Fullerton ...	4-9	3-6	0-0	1-2	3	4	7	3	1	2	30	11
atBYU .....	3-11	0-3	0-0	1-0	1	3	1	3	0	4	19	6
at Fresno State...	1-5	0-2	1-1	3-0	3	3	3	0	0	3	20	3
CalPoly .....	2-6	0-0	3-5	1-2	3	4	6	4	1	4	22	7
Lafayette .....	0-3	0-0	0-0	0-3	3	2	0	2	0	1	18	0
Oregon .....	0-5	0-3	0-0	0-1	1	1	3	1	0	1	18	0
Oregon State .....	1-3	1-2	1-2	1-1	2	5	1	2	0	1	17	4
at Washington ...	2-3	0-0	1-2	0-2	2	2	1	2	0	1	10	5
at Washington St.	1-2	0-0	0-3	0-0	0	0	1	1	0	0	9	2
Arizona .....	5-9	1-2	1-3	0-1	1	0	3	1	0	2	20	12
Arizona State .....	1-5	0-2	3-5	1-0	1	1	3	0	0	0	16	5
at California .....	4-4	2-2	1-4	1-1	2	0	3	2	0	1	15	11
at Stanford .....	2-8	0-3	2-4	0-2	2	3	2	0	0	3	18	6
at UCLA .....	3-8	2-5	0-0	0-3	3	2	3	3	0	1	31	8
Washington .....	2-7	1-3	3-7	3-3	6	4	5	5	0	1	20	8
Washington St. ...	1-3	1-2	0-0	0-0	0	2	3	3	0	1	25	3
atArizona .....	0-5	0-2	2-6	2-1	3	1	0	1	0	1	18	2
at Arizona State ..	2-5	1-2	0-0	0-2	2	5	5	2	0	0	23	5
Stanford .....	2-4	0-1	0-0	1-2	3	1	3	2	1	0	23	4
California .....	1-2	0-0	6-6	0-2	2	3	2	4	0	2	24	8
UCLA .....	3-3	1-1	0-0	0-1	1	2	4	2	0	0	28	7
at Oregon .....	3-9	2-6	0-1	1-5	6	1	4	1	1	1	31	8
at Oregon State. DNP												
vs. Arizona .....	2-6	0-1	2-3	1-0	1	2	5	2	0	1	28	6
<b>TOTALS .....</b>	<b>58-152</b>	<b>16-57</b>	<b>32-61</b>	<b>19-41</b>	<b>60</b>	<b>62</b>	<b>79</b>	<b>56</b>	<b>4</b>	<b>33</b>	<b>568</b>	<b>164</b>

Opponent	FG-A	3PT		TOTAL							MIN	PTS
		FG-A	FT-A	OR-DR	REB	PF	AST	TO	BLK	STL		
UC Riverside .....	0-3	0-1	0-0	0-0	0	2	0	4	0	1	15	0
at Rhode Island ..	0-0	0-0	0-0	0-0	0	0	1	0	0	1	3	0
Morris Brown .....	1-4	0-0	1-3	0-2	2	4	5	3	0	1	18	3
at UCSB .....	1-1	0-0	0-1	1-1	2	1	1	2	0	1	16	2
vs. Missouri .....	2-6	0-1	4-4	2-1	3	3	1	2	0	1	22	8
CS Fullerton .....	0-1	0-0	0-0	0-0	0	1	1	2	0	2	8	0
La Salle .....	0-1	0-0	0-0	1-0	1	5	1	1	0	1	15	0
at WSU .....	0-3	0-0	0-0	0-3	3	2	1	3	0	1	16	0
at UCLA .....	4-8	0-0	2-2	1-4	5	4	3	2	0	4	28	10
at UCLA .....	4-6	0-0	2-5	1-4	5	4	2	3	0	1	24	10
Penn .....	0-5	0-0	0-0	0-1	1	4	2	2	0	0	7	0
Arizona .....	1-5	0-0	0-0	0-4	4	1	4	3	0	0	19	2
Arizona State .....	1-4	0-1	0-0	0-1	1	1	1	4	0	1	18	2
at California .....	0-0	0-0	0-0	1-1	2	3	8	2	0	0	20	0
at Stanford .....	2-5	0-1	1-2	0-1	1	1	4	0	0	1	20	5
Oregon State .....	2-3	0-0	0-2	0-1	1	1	2	2	0	3	24	4
Oregon .....	2-4	0-0	2-2	0-3	3	4	2	7	0	0	12	6
UCLA .....	4-5	1-1	2-6	0-3	3	4	5	3	0	1	28	11
at UNLV .....	7-14	3-4	0-2	1-2	3	3	2	3	0	3	30	17
at Arizona State ..	2-5	0-0	0-2	0-0	0	5	3	2	0	1	21	4
atArizona .....	3-9	1-1	2-2	0-2	2	3	2	2	0	2	28	9
Stanford .....	0-4	0-1	1-2	1-2	3	3	4	2	1	1	35	1
California .....	5-14	2-5	3-4	0-2	2	3	1	1	0	0	40	15
at Oregon .....	1-1	0-0	0-0	0-0	0	5	2	3	1	0	18	2
at Oregon State ..	1-6	0-0	1-1	0-6	6	5	2	5	0	4	27	3
Washington .....	0-1	0-0	0-0	0-0	0	4	3	3	0	3	19	0
Washington St. ...	0-2	0-0	1-3	0-1	1	1	1	3	0	0	11	1
vs. Stanford .....	0-1	0-0	0-0	0-2	2	2	2	0	0	1	14	0
vs. California .....	3-5	0-0	5-6	3-1	4	2	2	2	0	5	18	11
vs. Oregon .....	4-7	0-0	5-9	1-4	5	3	2	1	0	0	22	13
<b>TOTALS .....</b>	<b>50-133</b>	<b>7-16</b>	<b>32-58</b>	<b>13-52</b>	<b>65</b>	<b>84</b>	<b>70</b>	<b>72</b>	<b>2</b>	<b>40</b>	<b>596</b>	<b>139</b>


DERRICK CRAVEN • 2001-2002 GAME BY GAME

Opponent	FG-A	3PT		TOTAL							MIN	PTS
		FG-A	FT-A	OR-DR	REB	PF	AST	TO	BLK	STL		
Wyoming .....	DNP											
Fresno State .....	DNP											
UCSB .....	INJ											
Bradley .....	INJ											
Rhode Island .....	INJ											
Pepperdine .....	INJ											
Long Beach St. ...	INJ											
Miami (Ohio) ....	INJ											
San Diego .....	INJ											
LMU .....	INJ											
Washington .....	INJ											
Washington St. ...	INJ											
Washington St. ...	0-0	0-0	0-0	0-0	0	1	0	2	0	0	2	0
Washington .....	0-3	0-0	0-0	0-0	0	1	0	0	0	0	3	0
UCLA .....	DNP											
Arizona .....	1-4	0-0	0-0	0-1	1	3	3	1	0	1	11	2
Arizona State .....	DNP											
California .....	DNP											
Stanford .....	0-0	0-0	0-0	0-0	0	1	0	0	0	0	1	0
Oregon State .....	DNP											
Oregon .....	DNP											
UCLA .....	DNP											
Arizona State .....	0-0	0-0	0-0	0-1	1	1	2	1	0	1	4	0
Arizona .....	DNP											
Stanford .....	0-0	0-0	0-0	0-0	0	0	0	1	0	1	1	0
California .....	0-1	0-0	0-0	0-0	0	2	0	0	0	0	7	0
Oregon .....	0-1	0-0	0-0	0-2	2	0	1	1	0	0	6	0
Oregon State .....	0-1	0-0	0-1	0-1	1	2	4	2	2	0	20	0
Stanford .....	0-2	0-0	2-2	0-1	1	1	1	1	0	2	10	2
Oregon .....	0-1	0-0	0-0	0-0	0	1	1	2	0	0	5	0
Arizona .....	0-0	0-0	0-0	0-0	0	1	1	1	1	1	7	0
UNC-Wilmington	0-0	0-0	0-0	0-2	2	1	0	0	0	0	8	0
<b>TOTALS .....</b>	<b>1-13</b>	<b>0-0</b>	<b>2-3</b>	<b>0-8</b>	<b>8</b>	<b>15</b>	<b>13</b>	<b>12</b>	<b>3</b>	<b>6</b>	<b>8</b>	<b>4</b>



# ERRICK CRAVEN

SENIOR • GUARD • 6-2 • 205 • CARSON • CA • BISHOP MONTGOMERY HS



# #22

**THIS SEASON:** Errick Craven, a 6-foot-2, 205-pound senior guard in 2005 and identical twin brother of fellow Trojan senior Derrick Craven, returns to the Trojans as one of the top all-around guards in the Pac-10. One of the quickest players and top defenders in the conference, he is tied as USC's leading returning scorer and is USC's returning leader in assists and steals two years running.

**CAREER:** Craven is 27th on USC's scoring chart (1,052), fourth on USC's career steals chart (203) and 14th on Troy's career three-point chart (81). He's had at least five steals 15 times in his career. Craven enters his senior year 21 steals short of cracking the Pac-10's career top 10 and 26 short of breaking the USC record of 228 (Brandon Granville) ... The Pac-10 leader in steals each of the past three seasons, he looks to become the first player in conference history to do it four years in a row.

**2003-2004:** Averaged 11.1 points (tied for second-best on the team) and 3.0 rebounds in 28.1 minutes per game, starting 21 of 27 games ... For the second consecutive season, he led USC in assists (3.0) and steals (2.3) ... His steals average led the Pac-10, making him the first player to lead the conference in the category in three consecutive seasons since Gary Payton did it at Oregon State (1988-90) ... Scored in double figures 12 times ... He posted season highs in points (26), field goals (eight) and minutes (40) at Arizona State ... He matched his field goal high with eight en route to 18 points against Arizona in the Pac-10 Tournament to go with a season-high seven rebounds ... He scored 20 points at Washington and had 18 at UCLA, including three three-pointers, to go with five steals ... He had 17 points against UNLV and had 16 points, six assists and five steals against Cal State Fullerton ... Scored 16 points and had five steals against No. 7 Arizona ... Sent the game at St. Mary's into overtime with a layup with eight seconds left ... He became USC's 29th player ever to score 1,000 or more points as a Trojan with seven points against Stanford on Feb. 19.

**2002-2003:** Averaged 13.0 points (second on the team) and 5.3 rebounds (tied for first) as a 2003 sophomore guard, starting 26 of 29 games ... Became the first Trojan ever to lead USC in rebounds (5.3), assists (2.6) and steals (2.5) in

the same season ... His 73 steals were the most in the Pac-10 and second-most ever at USC in a season (behind Jeff Trepagnier's 94) ... His averages of 14.9 points and 6.2 rebounds in Pac-10 play were both 12th best in the conference ... Scored in double figures 19 times, including five 20-point-plus games ... Scored season-high 24 points at UCLA to go with seven rebounds ... Had 21 points and six steals against No. 2 Arizona and came back with 22 points against Arizona State in the next game ... Finished a solid three-game stretch with 20 points and eight steals at California ... Complemented his first career double-double of 18 points and 10 rebounds against Oregon with a career-high eight steals ... Had 19 points, eight rebounds and two steals against UCLA at the Sports Arena and hit two game-winning free throws with 4.4 seconds left to play ... Scored team-high 22 points in 24 minutes against UC Riverside and had 15 points and six steals at UNLV.

**2001-2002:** Started 28 of 32 games as a 2002 freshman, earning 2002 All-Pac-10 Freshman first team honors ... Was USC's fourth-leading scorer (11.8) and third-leading rebounder (4.4) ... Became the first freshman to lead the Pac-10 in steals (2.1) since Cal's Jason Kidd in 1993 and his 68 steals were the second-most ever at USC ... His 376 points were the most for a USC freshman since Harold Miner had 578 in 1990 ... Scored a career-high 29 points at Washington State, making 13-of-19 field goals ... Tied a school record for most three-pointers made (five) without a miss against Rhode Island, finishing with 20 points and a season-best three blocks ... Scored in double figures 20 times and scored at least 20 points four times, including in back-to-back games against Oregon (20) and Oregon State (20). In the game against the Beavers, he had a career-high seven steals ... Had at least three steals in a game eight times and at least six rebounds 11 times ... Played 40 minutes twice, at Arizona State and against Oregon ... Had his first career double-double against Pepperdine with 12 points and 10 rebounds ... Was USC's second-leading scorer in Pac-10 games (12.9) ... Scored 18 points and had five steals in USC's first win over Stanford and had 18 at Long Beach State ... In USC's win over UCLA, scored seven consecutive points (of his 13) in the final minutes of the game.

**HIGH SCHOOL:** Craven prepped at Bishop

## ERRICK CRAVEN • CAREER STATISTICS

YEAR	G-GS	FG-FGA	%	3-PT		FT-FTA	%	PTS	AVG.	OFF	DEF	TOT	PF-D	AST	TO	BLK	STL	MIN	
				REB	REB					REB									
2001-02	32-28	149-331	.450	34-105	.324	44-68	.647	376	11.8	58	82	140	4.4	94-4	58	60	11	68	887
2002-03	29-26	144-354	.407	25-96	.260	64-97	.660	377	13.0	57	96	153	5.3	88-5	75	78	7	73	856
2003-04	27-21	107-258	.415	22-90	.244	63-101	.624	299	11.1	28	54	82	3.0	91-7	80	79	9	62	758
<b>TOTALS:</b>	<b>88-75</b>	<b>400-943</b>	<b>.424</b>	<b>81-291</b>	<b>.278</b>	<b>171-266</b>	<b>.643</b>	<b>1052</b>	<b>12.0</b>	<b>143</b>	<b>232</b>	<b>375</b>	<b>4.3</b>	<b>273-16</b>	<b>213</b>	<b>217</b>	<b>27</b>	<b>203</b>	<b>2,501</b>

Montgomery High in Torrance, Calif., where he averaged 19.9 points, 6.8 rebounds, 4.4 assists, 2.6 steals and shot 53.0% from the field as a 2001 senior while leading the Knights to both their second consecutive California and CIF Southern Section Division III titles ... Was a 2001 Street & Smith's preseason All-American honorable mention selection and was named South Bay Daily Breeze Player of the Year for the second consecutive season ... Was the first player to win the Daily Breeze's Player of the Year in consecutive years since the Boston Celtics' Paul Pierce did it in 1994-95 ... Shared 2001 CIF Division III Player of the Year and Del Rey League MVP honors with his brother Derrick for the second consecutive year ... Named the No. 10 best prep shooting guard in the country by ESPN.com.

As a junior, Craven was named a 2000 Daily Breeze and Los Angeles Times South Bay/Westside Player of the Year and Del Rey League Co-Player of the Year ... He also shared 2000 CIF Division III Player of the Year honors with his brother Derrick while averaging 20.9 points, 7.3 rebounds, 3.7 assists and 3.6 steals, helping the Knights to a 28-5 run and a California Division III title.

As a sophomore in 1999, Craven averaged 18.2 points per game en route to All-CIF Division III first team, Daily Breeze All-Area first team and Del Rey League MVP honors.

**SIDELIGHTS:** Craven was born on July 4, 1983... He is one minute older than his twin brother, Derrick ... Both he and his brother are majoring in economics at USC and he is scheduled to graduate in the spring.

**OTHERS ON ERRICK CRAVEN:** (Bob Holtzman, South Bay Daily Breeze): "His desire to win, and ability to take over a game – in any way possible – can't be questioned ... Whether scoring thanks to his explosive first step to the basket, blocking shots with his exceptional leaping ability or stealing the ball with his quick hands, Craven makes the amazing appear routine."

(Former teammate Sam Clancy): "What sets him apart is his quickness, his athletic ability and he's so strong for his size. And he's well beyond his years because he knows what he can and can't do. He knows his limitations. Nothing surprises me about him any more."

(USC Coach Henry Bibby): "He's the best freshman I've coached. He could be one of the best players ever to play at USC."

(Louis Johnson, Long Beach Press-Telegram): "The things Craven does well, like slashing to the basket, playing aggressive defense and outthrusting his opponents, are aspects of the game which translate on any level."

ERRICK CRAVEN • 2003-2004 GAME BY GAME


ERRICK CRAVEN • 2002-2003 GAME BY GAME

Opponent	3PT			TOTAL									
	FG-A	FG-A	FT-A	OR-DR	REB	PF	AST	TO	BLK	STL	MIN	PTS	
at W. Michigan	1-5	1-1	0-0	0-1	1	5	2	2	0	1	16	3	
CS Northridge	4-8	0-1	1-2	1-0	1	5	1	4	1	1	26	9	
UNLV	7-12	0-4	3-4	1-2	3	4	1	6	0	2	39	17	
at Saint Mary's	2-11	0-4	3-4	2-4	6	3	4	3	0	1	26	7	
CS Fullerton	5-13	0-5	6-8	1-2	3	1	6	0	0	5	37	16	
atBYU	4-11	0-3	1-2	2-4	6	2	6	0	0	0	33	9	
at Fresno State	3-7	0-1	1-3	0-1	1	3	7	6	1	1	32	7	
CalPoly	5-8	0-1	3-4	1-4	5	3	0	3	0	2	31	13	
Lafayette	3-7	0-2	0-0	1-1	2	2	3	3	0	5	17	6	
Oregon	3-8	2-5	2-2	0-2	2	3	3	3	1	3	22	10	
Oregon State	2-9	1-3	4-4	0-2	2	3	3	3	1	3	26	9	
at Washington	5-7	2-3	8-13	0-4	4	4	3	6	1	1	23	20	
at Washington St.	5-11	2-3	0-0	1-2	3	5	3	1	0	1	32	12	
Arizona	6-15	0-3	4-6	0-1	1	4	5	5	0	4	32	16	
Arizona State	3-10	0-2	3-5	1-2	3	2	2	3	0	3	29	9	
at California	2-8	1-3	0-2	2-0	2	3	1	3	0	6	28	5	
at Stanford	3-4	1-2	1-2	0-0	0	3	0	1	0	0	8	8	
at UCLA	6-9	3-6	3-10	1-3	4	3	4	3	0	5	30	18	
Washington	2-6	0-1	4-6	1-1	2	4	1	2	0	5	27	8	
Washington St.	4-11	2-6	0-0	2-2	4	5	2	2	0	2	27	10	
at Arizona	2-7	2-4	2-4	1-0	1	5	1	2	0	2	20	8	
at Arizona State	8-19	3-7	7-9	0-2	2	5	0	4	1	1	40	26	
Stanford	2-10	1-7	2-5	3-1	4	1	2	2	1	1	32	7	
California	3-10	1-6	2-2	0-2	2	1	6	3	1	3	30	9	
UCLA	3-8	0-3	1-2	3-2	5	4	6	1	0	2	35	7	
at Oregon	DNP												
at Oregon State	6-10	0-2	0-0	2-4	6	3	7	7	0	1	32	12	
vs. Arizona	8-14	0-2	2-2	2-5	7	5	1	1	1	1	27	18	
<b>TOTALS</b>	<b>107-258</b>	<b>22-90</b>	<b>63-101</b>	<b>28-54</b>	<b>82</b>	<b>91</b>	<b>80</b>	<b>79</b>	<b>9</b>	<b>62</b>	<b>758</b>	<b>299</b>	

Opponent	3PT			TOTAL									
	FG-A	FG-A	FT-A	OR-DR	REB	PF	AST	TO	BLK	STL	MIN	PTS	
UC Riverside	9-14	0-0	4-5	4-0	4	2	5	0	0	1	24	22	
at Rhode Island	3-12	1-3	0-0	0-4	4	5	1	4	1	0	26	7	
Morris Brown	DNP												
at UCSB	2-13	1-2	3-5	2-1	3	3	1	2	1	3	24	8	
vs. Missouri	3-11	1-3	2-3	1-3	4	3	1	1	0	0	27	9	
CS Fullerton	3-9	3-5	2-2	1-2	3	1	3	5	1	0	27	11	
La Salle	6-12	2-5	2-2	2-3	5	4	2	1	0	2	19	16	
at WSU	5-8	0-1	6-11	3-6	9	3	5	3	0	2	32	16	
at Washington	3-13	0-3	1-2	3-7	10	0	3	4	0	2	38	7	
at UCLA	9-15	2-3	4-7	1-6	7	3	1	1	0	2	34	24	
Penn	2-5	0-0	0-3	2-1	3	5	1	0	0	2	21	4	
Arizona	9-21	1-3	2-2	1-4	5	4	2	0	0	6	36	21	
Arizona State	8-15	3-6	3-5	3-2	5	1	2	1	0	1	37	22	
at California	8-15	2-7	2-3	2-6	8	2	2	5	0	1	38	20	
at Stanford	4-12	1-4	2-2	0-2	2	5	1	2	1	5	27	11	
Oregon State	6-12	1-4	2-2	1-8	9	4	2	2	0	1	25	15	
Oregon	7-15	0-6	4-4	4-6	10	2	3	4	2	8	36	18	
UCLA	7-21	1-4	4-4	6-2	8	3	5	3	0	2	30	19	
at UNLV	7-11	0-1	1-2	1-2	3	4	4	3	0	6	25	15	
at Arizona State	2-7	0-2	0-0	0-2	2	5	0	3	0	1	14	4	
at Arizona	3-10	0-3	1-2	1-4	5	5	4	1	0	2	32	7	
Stanford	6-24	1-6	1-5	5-2	7	2	3	1	1	5	38	14	
California	5-11	2-6	2-2	0-5	5	0	4	3	0	3	33	14	
at Oregon	3-10	0-3	4-4	1-0	1	3	3	6	0	1	33	10	
at Oregon State	6-13	2-6	1-2	3-2	5	4	2	6	0	4	36	15	
Washington	7-16	0-6	5-6	1-4	5	3	2	2	0	6	31	19	
Washington St.	4-7	1-2	3-6	4-4	8	2	6	6	0	2	31	12	
vs. Stanford	3-6	0-0	3-6	3-6	9	3	1	2	0	2	20	9	
vs. California	3-9	0-1	0-0	1-1	2	4	3	2	0	1	26	6	
vs. Oregon	1-7	0-1	0-0	1-1	2	3	5	0	2	2	36	2	
<b>TOTALS</b>	<b>144-354</b>	<b>25-96</b>	<b>64-97</b>	<b>57-96</b>	<b>153</b>	<b>88</b>	<b>75</b>	<b>78</b>	<b>7</b>	<b>73</b>	<b>856</b>	<b>377</b>	


ERRICK CRAVEN • 2001-2002 GAME BY GAME

Opponent	3PT			TOTAL									
	FG-A	FG-A	FT-A	OR-DR	REB	PF	AST	TO	BLK	STL	MIN	PTS	
Wyoming	0-1	0-0	0-0	0-0	0	1	0	1	0	1	7	0	
Fresno State	2-5	0-0	0-1	1-1	2	1	0	0	1	0	10	4	
UCSB	3-11	1-7	2-2	4-4	8	2	3	0	0	2	20	9	
Bradley	6-14	0-1	2-2	3-4	7	3	0	5	1	2	35	14	
Rhode Island	7-9	5-5	1-2	0-3	3	4	1	3	3	0	27	20	
Pepperdine	3-12	0-2	6-6	4-6	10	0	3	3	0	1	32	12	
Long Beach St.	6-10	2-5	4-4	3-3	6	2	4	4	1	2	32	18	
Miami (Ohio)	3-8	0-3	0-1	2-3	5	5	1	1	0	1	26	6	
San Diego	4-10	4-6	1-2	1-3	4	4	4	2	0	2	35	13	
LMU	5-11	0-3	2-4	3-5	8	5	1	2	0	2	29	12	
Washington	6-10	0-3	0-0	0-4	4	4	3	1	0	1	21	12	
Washington St.	13-19	3-4	0-0	2-4	6	2	1	1	0	6	36	29	
Washington St.	3-8	0-3	0-0	2-1	3	4	1	1	0	1	15	6	
Washington	7-14	1-3	2-2	1-0	1	3	3	2	1	4	33	17	
UCLA	6-14	1-5	0-2	2-3	5	2	2	2	0	2	28	13	
Arizona	3-12	1-5	1-2	1-1	2	5	2	2	0	1	26	8	
Arizona State	4-12	2-6	2-2	3-1	4	2	1	3	0	2	40	12	
California	4-13	0-4	0-1	2-0	2	1	2	0	0	0	25	8	
Stanford	6-12	1-2	5-7	0-0	0	5	3	3	0	5	34	18	
Oregon State	2-4	0-0	0-2	0-4	4	0	2	4	1	1	26	4	
Oregon	2-6	1-1	3-3	1-2	3	1	2	0	0	3	30	8	
UCLA	2-8	0-4	2-4	3-1	4	2	0	1	1	1	22	6	
Arizona State	5-9	3-5	1-2	1-2	3	4	1	4	0	2	26	14	
Arizona	6-13	2-6	0-1	1-2	3	4	2	2	0	2	30	14	
Stanford	5-8	0-1	1-1	1-7	8	4	4	3	0	4	29	11	
California	5-14	1-6	1-2	3-4	7	4	2	3	0	3	33	12	
Oregon	9-15	2-3	0-1	4-1	5	4	1	2	0	6	40	20	
Oregon State	8-17	2-7	2-3	4-4	8	2	2	0	1	7	34	20	
Stanford	3-7	0-0	1-2	1-0	1	4	1	1	0	1	25	7	
Oregon	5-10	0-1	4-4	0-1	1	4	1	1	0	2	27	14	
Arizona	2-7	0-2	0-1	2-5	7	4	2	1	0	0	27	4	
UNC-Wilmington	4-8	2-2	1-2	3-3	6	2	3	2	1	1	27	11	
<b>TOTALS</b>	<b>149-331</b>	<b>34-105</b>	<b>44-68</b>	<b>58-82</b>	<b>140</b>	<b>94</b>	<b>58</b>	<b>60</b>	<b>11</b>	<b>68</b>	<b>887</b>	<b>376</b>	



# NICK CURTIS

SENIOR • FORWARD • 6-8 • 225 • OXNARD • CA • OXNARD HS



# #2

**THIS SEASON:** Nick Curtis, a 6-foot-8, 225-pound senior forward in 2005, is a strong rebounder and athletic presence who will look to regain the form he had as a sophomore when he shared team-high rebounding honors. Nagged by foot and knee injuries throughout his career, Curtis can be a major contributor if he can remain healthy.

**2003-2004:** Averaged 3.0 points and 2.5 rebounds in 12.6 minutes per game, starting three of 22 games as a 2003 junior ... Bothered again by injuries for much of the season, Curtis missed six non-conference games in December with tendonitis in his left knee ... Scored a season-high 10 points at No. 2 Stanford ... He matched it with 10 points and seven rebounds in a season-high 30 minutes in his first start of the year at UCLA ... Also had seven boards at St. Mary's and six against Cal State Fullerton ... In an eventual win, he sent the game into overtime at Arizona State with a put-back layup with 22 seconds left, his only basket of the game ... Albeit in limited action, he was the only Trojan besides Jeff McMillan to shoot above 50.0% (24-of-47, 51.1%) ... He attended the Pete Newell Big Man Camp in August before the season for the first time with teammate Rory O'Neil.

**2002-2003:** Averaged 6.6 points and 5.3 rebounds (tied for team high) in 21.0 minutes, starting 15 of 29 games ... Had three double-doubles on the season, including a 17-point, 15-rebound (career-high) effort at Washington ... One game later, he scored 11 points and had 11 rebounds at UCLA ... His other double-double was a 13-point, 11-rebound night against Morris Brown ... Posted career highs in points (21), field goals (eight) and blocks (four) to go with eight rebounds against La Salle ... Scored then-career-best 14 points at Rhode Island to go with seven boards, playing all 45 minutes of the overtime affair ... Scored 12 points and had eight rebounds against UC Riverside and had a team-high 15 points against Penn ... Averaged more than nine points and seven rebounds per game for more than half of the season before tendonitis in his feet slowed him down the stretch.

**2001-2002:** As a 2002 freshman, started four of 22 games, averaging 1.0 point and 0.8 rebounds in 5.2 minutes per game ... Went 9-of-23 from the field and had three blocks ... Had a season-high six points in 11 minutes in the season opener vs. Wyoming ... Had five points and had season bests of 18 minutes and five rebounds against Rhode Island ... At Bradley, came off the bench to grab four rebounds in eight minutes ... Had three boards in the regular-season finale against Oregon State.

**HIGH SCHOOL:** Earned 2001 Cal-Hi Sports All-State second team, All-CIF Division I-AAA first team and Los Angeles Times All-Ventura and All-Pacific View League MVP honors while leading Oxnard (Calif.) to a 25-4 record as a senior in 2001 ... He is Oxnard's career record holder for points (1,215), rebounds (1,003) and blocks (244).

A three-year starter, averaged 19.9 points, 14.8 rebounds and 3.6 blocks per game as a senior ... He shot 68.0% from the field and 79.0% from the free throw line.

As a junior, earned 2000 Los Angeles Times All-Ventura County and All-Pacific View League first team honors after averaging 14.4 points and 14.1 rebounds per game ... The Yellowjackets went 24-0 in league games in Curtis' three years.

**SIDELIGHTS:** Curtis was born on Nov. 23, 1983 ... He is a public policy and development major and is on schedule to graduate this spring ... His sister, Danielle, played basketball at Cal State Dominguez Hills.

**CURTIS ON:** His game: "I really don't care that nobody knows anything about me. I just go out there and try to grab every rebound. I don't have to score and I don't need the attention."

**OTHERS ON NICK CURTIS:** (Mike DeCourcy, Sporting News, on Curtis' play at the Pete Newell Big Man Camp): "On drills that required extended movement – such as driving toward pull-up jumpers – Curtis was the most impressive player in camp. He is extremely athletic."

(Pete Newell): "I like his style, the way he keeps low. He has good quickness because of it. He's creative offensively."

## NICK CURTIS • CAREER STATISTICS

YEAR	G-GS	FG-FGA	%	3-PT FG-FGA	%	FT-FTA	%	PTS	AVG.	OFF REB	DEF REB	TOT REB	AVG.	PF-D	AST	TO	BLK	STL	MIN
2001-02	22-4	9-23	.391	0-2	.000	3-5	.600	21	1.0	10	8	18	0.8	19-0	5	8	3	3	113
2002-03	29-15	67-146	.459	5-20	.250	52-77	.675	191	6.6	76	77	153	5.3	63-3	21	35	26	23	608
2003-04	22-3	24-47	.511	2-8	.250	17-30	.567	67	3.0	20	35	55	2.5	47-2	7	8	6	6	278
<b>TOTALS:</b>	<b>73-22</b>	<b>100-216</b>	<b>.463</b>	<b>7-30</b>	<b>.233</b>	<b>72-112</b>	<b>.643</b>	<b>279</b>	<b>3.8</b>	<b>106</b>	<b>120</b>	<b>226</b>	<b>3.1</b>	<b>129-5</b>	<b>33</b>	<b>51</b>	<b>35</b>	<b>31</b>	<b>999</b>

NICK CURTIS • 2003-2004 GAME BY GAME

NICK CURTIS • 2002-2003 GAME BY GAME

Opponent	3PT			TOTAL							MIN	PTS
	FG-A	FG-A	FT-A	OR-DR	REB	PF	AST	TO	BLK	STL		
at W. Michigan	2-2	1-1	0-0	0-1	1	4	2	1	1	0	16	5
CS Northridge	1-1	0-0	4-4	1-5	6	4	0	1	1	0	17	6
UNLV	0-3	0-0	0-2	0-2	2	2	0	1	1	0	12	0
at Saint Mary's	2-4	0-0	0-0	3-4	7	5	0	0	0	0	15	4
CS Fullerton	0-0	0-0	0-0	0-1	1	1	1	0	0	0	7	0
at BYU	0-1	0-0	0-1	0-1	1	1	0	1	0	0	7	0
at Fresno State	INJ											
Cal Poly	INJ											
Lafayette	INJ											
Oregon	INJ											
Oregon State	INJ											
at Washington	INJ											
at Washington St.	1-2	0-0	0-0	0-0	0	3	0	0	0	0	7	2
Arizona	0-1	0-0	0-0	2-3	5	3	0	2	0	1	11	0
Arizona State	0-0	0-0	2-2	0-0	0	0	0	1	0	1	4	2
at California	0-1	0-1	0-0	1-1	2	3	0	0	0	0	9	0
at Stanford	4-5	0-0	2-2	1-3	4	0	0	0	0	0	20	10
at UCLA	5-7	0-0	0-2	4-3	7	3	0	1	0	0	30	10
Washington	4-7	0-1	1-2	3-4	7	5	0	0	0	0	27	9
Washington St.	3-4	0-0	0-0	0-1	1	2	0	0	0	0	14	6
at Arizona	0-1	0-1	3-8	1-0	1	1	0	0	1	1	12	3
at Arizona State	1-1	0-0	2-2	3-3	6	3	2	0	0	2	19	4
Stanford	0-0	0-0	0-0	0-0	0	2	0	0	0	0	8	0
California	0-0	0-0	0-0	0-0	0	0	1	0	0	0	4	0
UCLA	0-2	0-0	0-1	0-1	1	1	0	0	0	0	8	0
at Oregon	1-5	1-4	3-4	1-2	3	2	0	0	1	0	24	6
at Oregon State	0-0	0-0	0-0	0-0	0	1	0	0	1	0	3	0
vs. Arizona	0-0	0-0	0-0	0-0	0	1	1	0	0	1	4	0
<b>TOTALS</b>	<b>24-47</b>	<b>2-8</b>	<b>17-30</b>	<b>20-35</b>	<b>55</b>	<b>47</b>	<b>7</b>	<b>8</b>	<b>6</b>	<b>6</b>	<b>278</b>	<b>67</b>

Opponent	3PT			TOTAL							MIN	PTS
	FG-A	FG-A	FT-A	OR-DR	REB	PF	AST	TO	BLK	STL		
UC Riverside	5-8	0-1	2-2	5-3	8	4	0	1	0	1	19	12
at Rhode Island	5-9	0-1	4-4	5-2	7	4	1	3	2	0	45	14
Morris Brown	6-12	1-2	0-2	4-7	11	1	3	2	3	4	30	13
at UCSB	2-5	1-2	2-2	2-6	8	1	0	3	1	1	40	7
vs. Missouri	1-7	0-3	0-0	2-2	4	2	0	1	0	0	20	2
CS Fullerton	1-5	0-1	2-4	2-3	5	2	2	4	1	3	18	4
La Salle	8-11	0-1	5-8	4-4	8	2	2	1	4	2	33	21
at WSU	2-4	0-0	1-2	3-3	6	5	0	1	0	1	19	5
at Washington	3-5	0-0	11-15	7-8	15	4	4	2	3	0	35	17
at UCLA	4-10	0-1	3-5	7-4	11	4	1	1	1	1	39	11
Penn	4-7	1-1	6-8	6-2	8	2	0	0	0	1	34	15
Arizona	4-7	0-0	0-0	4-2	6	0	0	2	1	1	35	8
Arizona State	0-5	0-0	2-2	3-4	7	5	1	0	1	2	19	2
at California	3-6	0-1	2-3	3-6	9	2	2	1	0	2	27	8
at Stanford	1-3	0-0	0-0	2-2	4	5	0	3	1	0	14	2
Oregon State	3-6	1-2	2-3	4-2	6	3	1	1	1	0	27	9
Oregon	1-1	0-0	1-2	1-2	3	0	0	1	0	0	15	3
UCLA	0-0	0-0	0-0	0-0	0	1	0	0	0	0	3	0
at UNLV	DNP											
at Arizona State	4-7	0-1	3-3	1-2	3	2	1	0	2	0	24	11
at Arizona	1-3	0-1	0-1	1-1	2	3	0	2	0	1	16	2
Stanford	1-2	0-0	0-0	0-0	0	1	0	0	1	0	5	2
California	2-2	0-0	1-3	2-0	2	0	1	0	0	0	5	5
at Oregon	3-5	1-1	1-2	2-4	6	2	1	3	1	1	21	8
at Oregon State	0-3	0-0	0-0	1-0	1	1	1	0	0	0	8	0
Washington	2-3	0-0	3-4	3-0	3	3	0	2	2	1	17	7
Washington St.	1-4	0-1	0-0	0-4	4	1	0	0	0	0	14	2
vs. Stanford	0-3	0-0	0-0	0-2	2	1	0	1	0	0	8	0
vs. California	0-3	0-0	1-2	2-2	4	2	0	0	1	0	12	1
vs. Oregon	0-0	0-0	0-0	0-0	0	0	0	0	0	1	6	0
<b>Totals</b>	<b>67-146</b>	<b>5-20</b>	<b>52-77</b>	<b>76-77</b>	<b>153</b>	<b>63</b>	<b>21</b>	<b>35</b>	<b>26</b>	<b>23</b>	<b>608</b>	<b>191</b>

NICK CURTIS • 2001-2002 GAME BY GAME

Opponent	3PT			TOTAL							MIN	PTS
	FG-A	FG-A	FT-A	OR-DR	REB	PF	AST	TO	BLK	STL		
Wyoming	3-4	0-1	0-0	1-0	1	3	0	1	0	0	11	6
Fresno State	0-0	0-0	0-0	0-0	0	2	0	0	0	0	6	0
UCSB	DNP											
Bradley	0-2	0-0	0-0	2-2	4	1	1	0	0	0	8	0
Rhode Island	2-2	0-0	1-1	1-4	5	4	2	1	1	0	18	5
Pepperdine	1-1	0-0	0-0	0-0	0	0	0	0	0	0	8	2
Long Beach St.	0-0	0-0	0-0	0-0	0	1	0	1	0	0	4	0
Miami (Ohio)	0-0	0-0	0-1	0-0	0	1	0	0	0	0	8	0
San Diego	0-1	0-1	0-0	1-0	1	1	1	2	0	0	4	0
LMU	0-0	0-0	0-0	0-0	0	0	0	0	1	0	5	0
Washington	1-2	0-0	0-0	0-0	0	0	0	0	0	0	3	2
Washington St.	DNP											
Washington	1-1	0-0	0-0	0-0	0	0	0	0	0	0	3	2
Washington	0-1	0-0	2-2	2-0	2	0	0	1	0	0	4	2
UCLA	DNP											
Arizona	0-1	0-0	0-0	1-0	1	0	0	0	0	0	3	0
Arizona State	0-0	0-0	0-0	0-0	0	1	0	1	0	1	2	0
California	DNP											
Stanford	DNP											
Oregon State	DNP											
Oregon	0-1	0-0	0-0	0-0	0	1	0	0	0	0	1	0
UCLA	0-0	0-0	0-0	0-0	0	0	0	0	0	0	3	0
Arizona State	1-1	0-0	0-1	0-0	0	1	0	0	0	0	5	2
Arizona	DNP											
Stanford	0-0	0-0	0-0	0-0	0	0	0	0	0	0	1	0
California	0-0	0-0	0-0	0-0	0	0	0	0	0	0	2	0
Oregon	0-1	0-0	0-0	0-0	0	2	0	0	0	0	4	0
Oregon State	0-4	0-0	0-0	2-1	3	1	1	1	1	2	8	0
Stanford	0-1	0-0	0-0	0-1	1	0	0	0	0	0	3	0
Oregon	DNP											
Arizona	DNP											
UNC-Wilmington	DNP											
<b>TOTALS</b>	<b>9-23</b>	<b>0-2</b>	<b>3-5</b>	<b>10-8</b>	<b>18</b>	<b>19</b>	<b>5</b>	<b>8</b>	<b>3</b>	<b>3</b>	<b>113</b>	<b>21</b>

# GREGG GUENTHER

SENIOR (REDSHIRT) • FORWARD • 6-9 • 255 • VAN NUYS • CA • TAFT HS



# #4

**THIS SEASON:** Gregg Guenther, a 6-foot-9, 255-pound redshirt senior in 2005, was a two-sport player for the last three years, playing tight end on USC's football team as well as power forward for the basketball team. This year, however, Guenther will concentrate on basketball exclusively and will be with the team starting in October for the first time. A physical athlete, Guenther provides the Trojans with a good deal of muscle in the post with the ability to rebound and hit the open jumper. He has become a team leader the last two years despite missing the first two months of the season.

**2003-2004:** Averaged 5.6 points and 4.7 rebounds (third best on the team) in 17.9 minutes, starting five of 19 games, joining the team after football season for the third consecutive season ... A steady presence on the squad, Guenther was one of USC's hardest workers and a team leader ... Shot a personal best 73.1% from the free throw line, second best on the team ... Posted three double-doubles on the season, including 11 points and 11 rebounds in USC's upset win over No. 7 Arizona ... He also had 10 points and a career-high 13 rebounds in an overtime win at Arizona State and 10 points and 10 rebounds in USC's loss against Arizona in the Pac-10 Tournament ... He scored a career-high 17 points at Arizona to go with nine rebounds ... Amazingly, Guenther made his season debut against Oregon on Jan. 2, scoring seven points in 13 minutes, only one day after starting at tight end for USC in the Rose Bowl.

**2002-2003:** Averaged 6.2 points and 5.0 rebounds in 18.6 minutes, starting nine of 19 games and showed marked improvement in his second year with the team ... His overall rebound average was third on the team and his 6.1 boards per game in Pac-10 play was eighth in the conference ... Had four double-doubles, all coming in a five-game span ... Had 10 points and 10 rebounds at Arizona, 10 points and 11 rebounds against Stanford, 12 points and 11 rebounds at Oregon and 12 points and 10 rebounds at Oregon State ... Posted a career-high 16 points against Oregon in his first start of the season ... Scored six points vs. Arizona State, including game-winning pair of free throws with 3.9 seconds left.

**2001-2002:** Played in nine games, starting three times in his first year with the basketball team ... Joined the basketball team on Dec. 31

after the completion of the football season ... Averaged 3.8 minutes an outing with a total of nine rebounds ... Started the second half of USC's NCAA Tournament first-round game against UNC-Wilmington, grabbing one rebound and going 1-of-2 from the foul line in three minutes, scoring his only point of the season ... In his most meaningful action of the regular season, made his first career start and played 12 minutes at Stanford. He had three rebounds and went 0-for-1 from the field, but did a fine job defending Stanford center Curtis Borchardt ... Also started and played three minutes against Stanford at the Sports Arena, producing one block ... His other start was at California ... In his first active game with the team, Guenther played the final two minutes against Washington State at the Forum. He also played three minutes at the end of the Washington game. His No. 13 uniform not ready yet, he borrowed No. 30 for both games and had a combined three rebounds.

**FOOTBALL:** Came to USC in the fall of 2000 and played briefly in the Trojans' football opener against Penn State, but then suffered a herniated disk in his back and had surgery, which sidelined him for the rest of his freshman season ... Spent most of the 2001 football season recovering from the surgery ... Returned late in the 2001 season, but did not see any action ... In 2002, became a key contributor to the football team, playing in 11 games as a backup tight end ... Caught seven balls for 39 yards (5.6 average), including one touchdown pass from Heisman Trophy winner Carson Palmer against UCLA ... A seven-time starter on the Trojans' national championship team, he finished the 2003 football season tied for third on the team with 17 receptions for 167 yards and two touchdowns ... He made one catch in the Rose Bowl, a key 19-yard reception that kept alive a late drive.

**HIGH SCHOOL:** Was an All-City basketball player at Taft High in Woodland Hills, Calif., and an All-League MVP as a 1999-00 senior, averaging 16 points and 12 rebounds per game at center ... Was a three-year starting center at Crespi High in Encino, Calif., from 1996-97 to 1998-99 prior to transferring to Taft.

**SIDELIGHTS:** Guenther was born Jan. 29, 1982 ... He is a history major.

## GREGG GUENTHER • CAREER STATISTICS

YEAR	G-GS	FG-FGA	%	3-PT FG-FGA	%	FT-FTA	%	PTS	AVG.	OFF REB	DEF REB	TOT REB	AVG.	PF-D	AST	TO	BLK	STL	MIN
2001-02	9-3	0-3	.000	0-0	.000	1-3	.333	1	0.1	3	6	9	1.0	10-0	1	3	1	0	34
2002-03	19-9	46-106	.434	0-0	.000	25-39	.641	117	6.2	45	50	95	5.0	45-2	17	22	4	13	354
<u>2003-04</u>	<u>19-5</u>	<u>34-78</u>	<u>.436</u>	<u>1-2</u>	<u>.500</u>	<u>38-52</u>	<u>.731</u>	<u>107</u>	<u>5.6</u>	<u>35</u>	<u>55</u>	<u>90</u>	<u>4.7</u>	<u>40-0</u>	<u>14</u>	<u>20</u>	<u>4</u>	<u>12</u>	<u>240</u>
<b>TOTALS:</b>	<b>47-17</b>	<b>80-187</b>	<b>.428</b>	<b>1-2</b>	<b>.500</b>	<b>64-94</b>	<b>.681</b>	<b>225</b>	<b>4.8</b>	<b>83</b>	<b>111</b>	<b>194</b>	<b>4.1</b>	<b>95-2</b>	<b>32</b>	<b>45</b>	<b>9</b>	<b>25</b>	<b>628</b>

GREGG GUENTHER • 2003-2004 GAME BY GAME


Opponent	3PT			TOTAL								MIN	PTS
	FG-A	FG-A	FT-A	OR-DR	REB	PF	AST	TO	BLK	STL			
at W. Michigan	( with football)												
CS Northridge	( with football)												
UNLV	( with football)												
at St. Mary's	( with football)												
CS Fullerton	( with football)												
at BYU	( with football)												
at Fresno State	( with football)												
Cal Poly	( with football)												
Lafayette	( with football)												
Oregon	2-4	0-0	3-4	1-1	2	1	0	1	0	0	13	7	
Oregon State	3-6	0-0	1-2	1-2	3	0	2	1	0	1	16	7	
at Washington	2-7	0-0	6-8	3-1	4	4	1	2	0	1	21	10	
at Washington St.	0-1	0-0	0-0	0-3	3	3	1	1	0	1	17	0	
Arizona	2-4	0-0	7-8	7-4	11	4	1	2	1	1	27	11	
Arizona State	1-4	0-0	3-7	5-1	6	3	1	0	0	0	17	5	
at California	1-2	0-0	1-2	0-3	3	0	1	0	0	0	11	3	
at Stanford	2-4	0-1	0-1	0-4	4	2	1	3	1	1	18	4	
at UCLA	1-3	0-0	2-2	1-3	4	3	0	0	1	2	26	4	
Washington	2-3	0-0	0-0	0-5	5	3	1	1	0	0	18	4	
Washington St.	0-1	0-0	0-0	1-0	1	0	1	0	0	0	6	0	
at Arizona	6-11	0-0	5-6	5-4	9	2	0	4	0	0	28	17	
at Arizona State	4-7	0-0	2-2	4-9	13	4	2	1	1	1	37	10	
Stanford	2-3	0-0	0-1	2-0	2	1	1	0	0	1	17	4	
California	2-4	0-0	5-6	0-4	4	2	1	1	0	0	21	9	
UCLA	0-3	0-0	0-0	0-3	3	1	0	0	0	0	12	0	
at Oregon	0-0	0-0	0-0	0-0	0	1	0	2	0	1	3	0	
at Oregon State	1-2	0-0	0-0	0-3	3	2	0	0	0	2	11	2	
vs. Arizona	3-9	1-1	3-3	5-5	10	4	0	1	0	0	21	10	
<b>TOTALS</b>	<b>34-78</b>	<b>1-2</b>	<b>38-52</b>	<b>35-55</b>	<b>90</b>	<b>40</b>	<b>14</b>	<b>20</b>	<b>4</b>	<b>12</b>	<b>340</b>	<b>107</b>	

GREGG GUENTHER • 2002-2003 GAME BY GAME

Opponent	3PT			TOTAL								MIN	PTS
	FG-A	FG-A	FT-A	OR-DR	REB	PF	AST	TO	BLK	STL			
UC Riverside	DNP ( with football)												
at Rhode Island	DNP ( with football)												
Morris Brown	DNP ( with football)												
at UCSB	DNP ( with football)												
vs. Missouri	DNP ( with football)												
CS Fullerton	DNP ( with football)												
La Salle	DNP ( with football)												
at WSU	DNP ( with football)												
at Washington	DNP ( with football)												
at UCLA	DNP ( with football)												
Penn	0-0	0-0	4-4	2-0	2	0	0	0	0	0	3	4	
Arizona	DNP												
Arizona State	1-1	0-0	4-4	2-2	4	1	0	1	0	0	9	6	
at California	2-6	0-0	1-1	2-1	3	4	2	2	0	0	9	5	
at Stanford	1-2	0-0	0-0	0-3	3	1	0	1	0	1	8	2	
Oregon State	3-6	0-0	0-0	3-2	5	3	0	2	1	0	19	6	
Oregon	6-13	0-0	4-7	1-5	6	5	1	3	0	2	30	16	
UCLA	2-8	0-0	0-1	3-2	5	3	3	1	0	1	30	4	
at UNLV	3-3	0-0	0-0	4-0	4	2	2	0	0	1	18	6	
at Arizona State	2-5	0-0	3-4	4-1	5	5	1	1	1	0	18	7	
at Arizona	4-11	0-0	2-4	5-5	10	1	2	3	0	3	27	10	
Stanford	5-11	0-0	0-0	5-6	11	1	2	2	1	1	32	10	
California	4-5	0-0	0-2	2-6	8	2	2	0	0	0	25	8	
at Oregon	5-13	0-0	2-3	4-7	11	3	2	2	0	0	35	12	
at Oregon State	5-8	0-0	2-4	3-7	10	4	0	2	1	3	33	12	
Washington	2-8	0-0	1-1	1-2	3	3	0	0	0	1	26	5	
Washington St.	1-3	0-0	0-0	2-0	2	3	0	2	0	0	7	2	
vs. Stanford	0-1	0-0	2-4	0-1	1	3	0	0	0	0	13	2	
vs. California	0-1	0-0	0-0	0-0	0	1	0	0	0	0	7	0	
vs. Oregon	0-1	0-0	0-0	2-0	2	0	0	0	0	0	5	0	
<b>TOTALS</b>	<b>46-106</b>	<b>0-0</b>	<b>25-39</b>	<b>45-50</b>	<b>95</b>	<b>45</b>	<b>17</b>	<b>22</b>	<b>4</b>	<b>13</b>	<b>354</b>	<b>117</b>	

GREGG GUENTHER • 2001-2002 GAME BY GAME

Opponent	3PT			TOTAL								MIN	PTS
	FG-A	FG-A	FT-A	OR-DR	REB	PF	AST	TO	BLK	STL			
Wyoming	DNP ( with football)												
Fresno State	DNP ( with football)												
UCSB	DNP ( with football)												
Bradley	DNP ( with football)												
Rhode Island	DNP ( with football)												
Pepperdine	DNP ( with football)												
Long Beach St.	DNP ( with football)												
Miami (Ohio)	DNP ( with football)												
San Diego	DNP ( with football)												
LMU	DNP ( with football)												
Washington	DNP												
Washington St.	DNP												
Washington St.	0-0	0-0	0-0	0-1	1	1	0	0	0	0	2	0	
Washington	0-0	0-0	0-0	0-2	2	1	0	1	0	0	2	0	
UCLA	DNP												
Arizona	DNP												
Arizona State	DNP												
California	DNP												
Stanford	0-0	0-0	0-0	0-0	0	2	0	1	1	0	3	0	
Oregon State	DNP												
Oregon	DNP												
UCLA	DNP												
Arizona State	0-0	0-0	0-0	0-0	0	0	0	0	0	0	1	0	
Arizona	DNP												
Stanford	0-1	0-0	0-0	2-1	3	1	0	0	0	0	12	0	
California	0-1	0-0	0-0	0-0	0	2	1	0	0	0	5	0	
Oregon	DNP												
Oregon State	0-0	0-0	0-1	0-2	2	0	0	1	0	0	3	0	
Stanford	0-1	0-0	0-0	0-0	0	2	0	0	0	0	3	0	
Oregon	DNP												
Arizona	DNP												
UNC-Wilmington	0-0	0-0	1-2	1-0	1	1	0	0	0	0	3	1	
<b>TOTALS</b>	<b>0-3</b>	<b>0-0</b>	<b>1-3</b>	<b>3-6</b>	<b>9</b>	<b>10</b>	<b>1</b>	<b>3</b>	<b>1</b>	<b>0</b>	<b>34</b>	<b>1</b>	



# JEFF McMILLAN

SENIOR (REDSHIRT) • FORWARD • 6-8 • 260 • BROOKLYN • NY • FORDHAM



#5

**THIS SEASON:** Jeff McMillan, a 6-foot-8, 260-pound redshirt senior forward in 2005, is one of the top power forwards and low-post scoring threats in the Pac-10 and looks to build on his strong USC debut in 2004. He had off-season surgery to correct hammer toes on his left foot which should make the already agile McMillan more nimble on the court.

**2003-2004:** Overcoming a year off and displaying little trouble adjusting from the Atlantic 10 to the Pacific-10, McMillan had a strong season as a 2004 junior forward in his first year at USC ... Averaging 11.1 points and 8.6 rebounds (third in the Pac-10) in 29.2 minutes per game, McMillan was the only Trojan to start all 28 of USC's games and was named the 2004 Pac-10 Newcomer of the Year (for non-freshman, first-year players). Along the way, he became the first Trojan ever to lead the league in field goal percentage (63.0%), setting a USC team record in the process. In fact, McMillan crushed the old Trojan mark, previously held by Steve Smith (57.4%, 1979). In the 24 games in which he attempted at least four shots, he made less than half only three times ... McMillan recorded 10 double-doubles on the season, had 12 double-digit rebounding efforts and led USC on the boards 16 times ... He had four double-doubles in five games late in the season and had five double-digit rebound efforts in a row, the most since Sam Clancy had 11 in a row in 2002 ... Had a monster game in USC's 78-77 OT win over UCLA on Feb. 25 at the Sports Arena during that span, grabbing a career-high 18 rebounds to go with 19 points for his eighth double-double ... He followed that with 13 points and 15 rebounds at Oregon and 13 points and 13 rebounds two games later in the Pac-10 Tournament against Arizona ... Scored 21 points and had 13 rebounds against top-ranked Stanford at the Sports Arena and had 15 points and 11 rebounds in USC's OT win at Arizona State

... Had 12 points and 11 rebounds at Cal and 10 points and 11 boards against Oregon State ... Had 14 rebounds at Fresno State and 18 points and eight rebounds against Lafayette ... Scored a season-high 22 points on 9-of-12 shooting to go with eight rebounds against Cal State Northridge ... Became the third Trojan ever to play more than 40 minutes in back-to-back games (41 at St. Mary's and 42 against Cal State Fullerton). With 39 minutes BYU and at Fresno State, it gave him an average of 40.3 over four games ... Posted back-to-back double-doubles with 16 points and 11 rebounds at St. Mary's and 20 points and 11 rebounds against UNLV.

**2002-2003:** McMillan sat out the 2003 season as a junior after transferring from Fordham, complying with NCAA transfer rules.

**AT FORDHAM:** Started 14 of Fordham's 28 games as a sophomore power forward for the Rams in 2002 ... Led Fordham with 7.6 rebounds per game (seventh in the Atlantic 10) while averaging 10.2 points per game (second best on the team) ... Averaged 9.9 points and 7.8 rebounds in Atlantic 10 games ... Was third in the conference in offensive rebounds (2.96) and sixth in defensive rebounds (4.68) ... Scored a season-high 22 points and added a Fordham career-best 17 rebounds at Duquesne ... Matched his career-high with 22 points on 9-of-12 shooting to go with eight rebounds at St. Bonaventure ... Scored 16 points and pulled down 15 rebounds against DePaul and had 15 points and 12 rebounds in a win over St. Bonaventure.

As a freshman in 2001, McMillan started 26 times, averaging 10.0 points and a team-high 7.8 rebounds (fourth in the conference), making 114-of-219 field goals (52.1%) ... Had five double-doubles on the year including a 24-point (tying his season high), 14-rebound and season-high five-block effort in the regular season-ending loss to

## JEFF McMILLAN • CAREER STATISTICS AT FORDHAM

YEAR	G-GS	FG-FGA	%	3-PT		FT-FTA	%	PTS	AVG.	OFF		DEF		TOT		PF-D	AST	TO	BLK	STL	MIN
				FG-FGA	%					REB	REB	REB	AVG.								
2000-01	26-26	114-219	.521	0-0	.000	31-68	.456	259	10.0	83	119	202	7.8	-	18	51	25	22	708		
2001-02	28-14	124-235	.528	0-1	.000	37-84	.440	285	10.2	83	131	214	7.6	-	33	64	16	19	848		
<b>TOTALS</b>	<b>54-40</b>	<b>238-454</b>	<b>.524</b>	<b>0-1</b>	<b>.000</b>	<b>68-152</b>	<b>.447</b>	<b>544</b>	<b>10.1</b>	<b>166</b>	<b>250</b>	<b>416</b>	<b>7.7</b>	<b>-</b>	<b>51</b>	<b>115</b>	<b>41</b>	<b>41</b>	<b>1556</b>		

## JEFF McMILLAN • CAREER STATISTICS AT USC

YEAR	G-GS	FG-FGA	%	3-PT		FT-FTA	%	PTS	AVG.	OFF		DEF		TOT		PF-D	AST	TO	BLK	STL	MIN
				FG-FGA	%					REB	REB	REB	AVG.								
2002-03	Redshirted at USC after transferring from Fordham																				
2003-04	28-28	119-189	.630	0-0	.000	72-108	.667	310	11.1	85	157	242	8.6	67-1	41	65	10	21	817		
<b>TOTALS</b>	<b>28-28</b>	<b>119-189</b>	<b>.630</b>	<b>0-0</b>	<b>.000</b>	<b>72-108</b>	<b>.667</b>	<b>310</b>	<b>11.1</b>	<b>85</b>	<b>157</b>	<b>242</b>	<b>8.6</b>	<b>67-1</b>	<b>41</b>	<b>65</b>	<b>10</b>	<b>21</b>	<b>817</b>		

## JEFF McMILLAN • COMBINED CAREER STATISTICS

TOTALS	G-GS	FG-FGA	%	3-PT		FT-FTA	%	PTS	AVG.	OFF		DEF		TOT		PF-D	AST	TO	BLK	STL	MIN
				FG-FGA	%					REB	REB	REB	AVG.								
<b>TOTALS</b>	<b>82-68</b>	<b>357-643</b>	<b>.555</b>	<b>0-1</b>	<b>.000</b>	<b>140-260</b>	<b>.538</b>	<b>854</b>	<b>10.4</b>	<b>251</b>	<b>407</b>	<b>658</b>	<b>8.0</b>	<b>-</b>	<b>92</b>	<b>180</b>	<b>51</b>	<b>62</b>	<b>2373</b>		


Rhode Island ... Named Atlantic 10 Rookie of the Week after averaging 19.0 points and 11.5 rebounds in two games ... Recorded his first two double-doubles with 22 points and 10 rebounds against St. Bonaventure and 16 points and 13 rebounds against Temple ... Also had 16 points and 12 rebounds at St. Joseph's and 16 points and a season-high 16 boards at Dayton ... His 0.96 blocks per game (25) was 10th in the Atlantic 10.

HIGH SCHOOL: Prepped at St. Thomas More High, averaging 17.0 points and 13.0 rebounds in 2000 ... Averaged the same numbers in 1999 ... Ranked as the 46th best recruit by The Sporting News ... Also ranked among the top recruits by Hoop Scoop, Full Court Magazine, Insiders Report, Bob Gibbons College Yearbook, Recruiter's Handbook, and Fast Break Recruiting.

SIDELIGHTS: McMillan was born on Feb. 18, 1980 ... He is a sociology major and is scheduled to graduate in the spring.


JEFF MCMILLAN • 2003-2004 GAME BY GAME

Opponent	3PT			TOTAL									
	FG-A	FG-A	FT-A	OR-DR	REB	PF	AST	TO	BLK	STL	MIN	PTS	
at W. Michigan	4-6	0-0	0-0	2-1	3	3	2	0	0	0	20	8	
CS Northridge	4-6	0-0	5-6	1-8	9	2	2	6	0	1	32	13	
UNLV	6-9	0-0	8-12	6-5	11	5	3	1	0	1	35	20	
at Saint Mary's	7-9	0-0	2-3	3-8	11	3	1	3	2	0	41	16	
CS Fullerton	9-12	0-0	4-7	5-3	8	1	1	2	0	2	42	22	
at BYU	5-6	0-0	0-0	4-4	8	3	3	5	0	4	39	10	
at Fresno State	3-8	0-0	1-2	2-12	14	2	1	3	0	0	39	7	
Cal Poly	5-9	0-0	0-2	7-5	12	1	1	2	2	2	31	10	
Lafayette	6-11	0-0	6-6	5-3	8	0	1	0	0	1	32	18	
Oregon	4-4	0-0	6-9	2-7	9	1	2	4	0	1	30	14	
Oregon State	3-4	0-0	4-6	2-9	11	3	5	1	3	0	33	10	
at Washington	3-6	0-0	4-4	3-4	7	4	1	3	0	2	35	10	
at Washington St.	4-6	0-0	3-4	0-2	2	1	0	1	0	0	24	11	
Arizona	5-7	0-0	0-0	1-5	6	4	0	1	0	1	21	10	
Arizona State	4-7	0-0	3-4	3-4	7	3	2	1	0	0	23	11	
at California	6-11	0-0	0-4	5-6	11	3	6	2	0	1	36	12	
at Stanford	1-4	0-0	0-1	3-4	7	4	2	5	0	0	26	2	
at UCLA	3-4	0-0	0-0	2-3	5	1	1	2	0	0	18	6	
Washington	0-1	0-0	0-0	1-0	1	1	0	2	0	1	6	0	
Washington St.	2-3	0-0	0-0	1-2	3	0	1	0	1	1	15	4	
at Arizona	6-8	0-0	1-2	4-1	5	2	2	7	0	0	26	13	
at Arizona State	3-7	0-0	9-11	1-10	11	3	0	3	0	0	30	15	
Stanford	6-10	0-0	9-10	4-9	13	4	0	3	0	0	35	21	
California	0-2	0-0	0-2	1-9	10	3	0	2	1	2	22	0	
UCLA	8-11	0-0	3-4	7-11	18	3	0	1	0	0	38	19	
at Oregon	6-6	0-0	1-3	5-10	15	3	1	2	0	1	34	13	
at Oregon State	1-3	0-0	0-0	0-4	4	0	1	1	1	0	26	2	
vs. Arizona	5-9	0-0	3-6	5-8	13	4	2	2	0	0	28	13	
<b>TOTALS</b>	<b>119-189</b>	<b>0-0</b>	<b>72-108</b>	<b>85-157</b>	<b>242</b>	<b>6</b>	<b>41</b>	<b>65</b>	<b>10</b>	<b>21</b>	<b>817</b>	<b>310</b>	



# RORY O'NEIL

SENIOR • CENTER • 6-11 • 240 • RIDGECREST • CA • BURROUGHS HS



# #21

**THIS SEASON:** Rory O'Neil, a 6-foot-11, 240-pound senior center in 2005, is one of the most versatile big men in the Pac-10 and is USC's leading returning shot blocker and three-point percentage shooter. He can play center, power forward or small forward and will once again play a prominent role for the Trojans.

**CAREER:** Sixth on USC's career blocked shot chart with 102 ... Needs 335 points to join USC's 1,000-point club.

**2003-2004:** Averaged 8.3 points and 3.8 rebounds in 24.3 minutes per game, starting 19 of 28 games as a 2004 junior center ... He had a team-best 43 blocks, (his 1.54 average was fourth in the Pac-10), had 16 in the last six games and his 36.0% three-point percentage led the team ... In fact, O'Neil was the only Pac-10 player to lead his team in both blocks and three-point percentage (with a minimum of more than 10 blocks) ... Scored season-high 21 points on 9-of-11 shooting against Cal State Fullerton ... Had 16 points and career highs of six blocks, 12 rebounds (tied) and four three-pointers against Cal ... Had 14 points and three blocks against No. 1 Stanford ... Had three three-pointers en route to 18 points against Oregon State ... Hit two free throws with 13 seconds left to give USC a three-point lead at Fresno State, one it maintained for a win ... Posted team highs in points (15) and rebounds (eight) at Western Michigan in 39 minutes ... Had 15 points on 7-of-11 shooting against UNLV.

**2002-2003:** Started 25 of 29 games as a sophomore center in 2003 and averaged 10.1 points per game, third-best on the team ... Led the team in blocked shots (1.3, fifth in the Pac-10) and was fourth in rebounding (4.9) ... Scored in double figures 17 times and had four double-doubles ... Averaged 14.7 points and 7.3 rebounds in the Pac-10 Tournament, earning All-Tournament honors ... Also named a Pac-10 All-Academic honorable mention selection with a 3.01 GPA in mathematics ... His 38 blocks were the most ever by a USC sophomore ... Scored career-high 22 points against Cal State Fullerton, making 9-of-10 field goals (including two treys) ... Scored 19 points at California (and played the entire game for the first time in his career) and had 17 points against Stanford and Oregon, both in the Pac-10 Tournament ... Posted first career double-double with 13 points

and 11 rebounds against UC Riverside ... Duplicated the feat against Oregon (12 points, 12 rebounds), Stanford (11 points, 10 rebounds) and in the Pac-10 final against Oregon (17 points, 11 rebounds) ... Attended the Pete Newell Big Man Camp in August before the season.

**2001-2002:** Started three of 32 games as a 2002 freshman center, averaging 4.3 points and 2.3 rebounds in 13.4 minutes per game. His 21 blocks were second best on the team ... Set a career high with 14 points on 7-of-9 shooting against Stanford to go with two blocks in 24 minutes ... Had his second-best scoring effort of the year at Stanford with 12 points and three rebounds. Both were in the regular season ... Played a career-high 28 minutes and scored 10 points for his fifth double-digit scoring output of the year against Oregon at home ... Tied his career high with four blocks against Arizona State at the Sports Arena to go with six points and three boards ... Had 11 points and three steals vs. Washington State at the Forum ... Made his first collegiate start against UCSB, scoring eight points and blocking two shots in 23 minutes. He was 4-of-7 from the floor ... Made his second start at Bradley, blocking four shots to go with eight rebounds and four points in 20 minutes ... Played 23 minutes off the bench at Fresno State, including all 20 minutes of the second half, and scored 11 points and grabbed six rebounds. He was 5-of-8 from the field.

**HIGH SCHOOL:** O'Neil was a Street & Smith's preseason All-American high honorable mention selection, a Student Sports Senior All-American fourth teamer and All-CIF Division III first team pick as a 2001 senior at Burroughs High in Ridgecrest, Calif. ... Averaged 25.1 points, 13.5 rebounds and 3.0 blocks per game ... Was the 2001 Desert Sky League Player of the Year and was named the sixth-best prep center in the country by ESPN.com ... Was ranked as the eighth-best prep center in the nation by FOXSports.com and among the top 20 prep post players by Athlon Sports.

As a junior, he averaged 19.7 points, 12.2 rebounds, 3.6 blocks per game and shot 60.6% from the field as a junior in 1999-2000 ... Earned All-CIF Division II-A first team honors.

**SIDELIGHTS:** O'Neil was born on Oct. 12, 1982 ... He is majoring in mathematics and is

## RORY O'NEIL • CAREER STATISTICS

YEAR	G-GS	FG-FGA	%	3-PT		FT-FTA	%	PTS	AVG.	OFF	DEF	TOT	PF-D	AST	TO	BLK	STL	MIN	
				REB	REB					REB									
2001-02	32-3	63-130	.485	0-1	.000	13-17	.765	139	4.3	30	43	73	2.3	71-4	14	15	21	8	429
2002-03	29-25	121-273	.443	15-41	.366	36-50	.720	293	10.1	55	87	142	4.9	91-5	23	33	38	17	750
2003-04	28-19	90-199	.452	27-75	.360	26-38	.684	233	8.3	31	74	105	3.8	79-4	19	25	43	9	680
<b>TOTALS:</b>	<b>89-47</b>	<b>274-602</b>	<b>.455</b>	<b>42-117</b>	<b>.359</b>	<b>75-105</b>	<b>.714</b>	<b>665</b>	<b>8.3</b>	<b>116</b>	<b>204</b>	<b>320</b>	<b>3.6</b>	<b>241-13</b>	<b>56</b>	<b>73</b>	<b>102</b>	<b>34</b>	<b>1,859</b>

scheduled to graduate in the spring ... His father, Scott, has a degree in mechanical engineering from USC ... His mother, Ruth, played tennis at San Diego State ... Though he played only basketball in high school, O'Neil was a talented youth baseball player who pitched and played right field.

O'NEIL ON: Growing up in a small town (Ridgecrest, Calif.): "I love it there. It's a great place to grow up. It goes along with my personality. It's a small town, quiet. I'd live in Ridgecrest again."

OTHERS ON O'NEIL: (Burroughs Coach Robert Campbell): "He'll get a rebound and beat people down the floor – that's how quick he is. He shoots the ball well. He's very fluid. He has great footwork. He can pass out of the high post."

(Scott Wolf, Los Angeles Daily News): "He's a gifted student and a self-described bookworm with aspirations of becoming a mathematician ... He has distinguished himself on and off the court ... O'Neil is seen as one of USC's best NBA prospects."

RORY O'NEIL • 2002-2003 GAME BY GAME


Opponent	FG-A	3PT			TOTAL							MIN	PTS
		FG-A	FT-A	OR-DR	REB	PF	AST	TO	BLK	STL			
UC Riverside	6-16	1-3	0-0	4-7	11	4	0	1	2	0	28	13	
at Rhode Island	2-3	0-0	0-0	0-2	2	2	0	0	1	0	13	4	
Morris Brown	DNP												
at UCSB	1-3	0-0	0-0	0-3	3	2	1	0	1	0	16	2	
vs. Missouri	2-10	1-1	0-0	1-2	3	4	0	0	1	1	20	5	
CS Fullerton	9-10	2-2	2-3	1-6	7	5	0	1	1	1	33	22	
La Salle	5-12	0-1	3-4	1-5	6	0	1	0	2	1	35	13	
at WSU	5-10	0-1	4-4	4-4	8	5	1	1	3	0	24	14	
at Washington	7-14	0-1	2-2	4-1	5	4	0	4	1	1	30	16	
at UCLA	1-7	0-1	1-2	2-2	4	0	2	1	0	0	25	3	
Penn	2-6	0-1	0-0	2-0	2	2	2	2	0	0	13	4	
Arizona	5-12	0-2	0-0	1-2	3	5	0	0	2	0	22	10	
Arizona State	4-9	2-2	2-2	3-2	5	4	0	0	1	1	28	12	
at California	9-15	1-3	0-0	0-4	4	2	2	1	2	2	40	19	
at Stanford	6-15	1-1	1-2	2-1	3	3	1	3	2	1	39	14	
Oregon State	2-5	0-1	3-4	0-1	1	4	0	2	1	1	17	7	
Oregon	4-9	0-1	4-6	4-8	12	3	2	1	5	0	32	12	
UCLA	5-10	0-1	2-4	0-8	8	2	1	3	2	0	39	12	
at UNLV	3-7	0-1	3-4	2-3	5	2	0	1	0	0	36	9	
at Arizona State	1-2	0-1	0-0	0-1	1	3	0	3	1	0	13	2	
at Arizona	4-11	1-2	0-0	0-2	2	3	1	2	2	0	27	9	
Stanford	5-12	1-4	0-0	7-3	10	5	0	1	0	1	29	11	
California	4-6	2-3	0-0	1-2	3	3	3	1	1	0	22	10	
at Oregon	2-6	0-0	0-0	2-4	6	5	2	1	2	0	20	4	
at Oregon State	0-5	0-1	2-2	0-0	0	2	0	1	0	1	15	2	
Washington	1-3	0-0	2-2	0-0	0	1	0	1	3	0	14	4	
Washington St.	7-15	0-1	2-4	1-5	6	4	0	1	0	4	28	16	
vs. Stanford	7-15	1-1	2-4	3-2	5	4	1	0	0	1	28	17	
vs. California	4-11	2-2	0-0	3-3	6	4	1	1	1	0	28	10	
vs. Oregon	8-14	0-3	1-1	7-4	11	4	2	0	1	1	36	17	
<b>Totals</b>	<b>121-273</b>	<b>15-41</b>	<b>36-50</b>	<b>55-87</b>	<b>142</b>	<b>91</b>	<b>23</b>	<b>33</b>	<b>38</b>	<b>17</b>	<b>750</b>	<b>293</b>	

RORY O'NEIL • 2003-2004 GAME BY GAME

Opponent	FG-A	3PT			TOTAL							MIN	PTS
		FG-A	FT-A	OR-DR	REB	PF	AST	TO	BLK	STL			
at W. Michigan	7-12	1-4	0-1	3-5	8	2	1	0	2	1	39	15	
CS Northridge	4-9	0-1	0-1	0-1	1	5	0	0	1	0	30	8	
UNLV	7-11	1-2	0-1	1-5	6	4	1	1	0	2	33	15	
at Saint Mary's	1-8	1-3	0-0	0-6	6	3	1	1	2	0	31	3	
CS Fullerton	9-11	0-1	3-4	1-2	3	4	2	0	2	0	37	21	
at BYU	4-5	2-2	0-2	0-2	2	5	0	2	1	1	22	10	
at Fresno State	3-3	1-1	3-3	0-2	2	3	0	0	0	0	16	10	
CalPoly	0-3	0-0	0-0	1-2	3	1	0	0	2	0	16	0	
Lafayette	3-7	1-1	2-2	1-8	9	2	0	0	3	0	36	9	
Oregon	4-9	1-2	1-1	1-4	5	4	1	0	3	2	30	10	
Oregon State	7-10	3-4	1-3	0-0	0	4	1	2	3	1	25	18	
at Washington	3-9	0-3	1-1	2-1	3	5	0	0	1	0	21	7	
at Washington St.	2-5	1-2	0-0	1-2	3	1	1	2	0	0	21	5	
Arizona	0-1	0-1	0-0	0-1	1	4	0	0	1	0	15	0	
Arizona State	1-3	0-1	2-2	2-2	4	3	0	1	0	0	14	4	
at California	2-7	1-3	2-2	1-1	2	3	0	2	0	1	24	7	
at Stanford	1-2	0-1	3-4	0-2	2	2	1	0	1	0	14	5	
at UCLA	0-3	0-0	0-0	1-2	3	1	0	0	1	0	4	0	
Washington	4-9	2-6	2-2	1-2	3	5	0	2	1	0	25	12	
Washington St.	2-8	0-2	1-3	2-2	4	3	0	1	2	0	29	5	
at Arizona	2-6	1-4	0-0	1-2	3	1	3	0	1	0	11	5	
at Arizona State	1-2	1-1	0-0	0-1	1	1	0	0	0	0	4	3	
Stanford	6-14	2-5	0-0	0-2	2	0	2	0	3	1	26	14	
California	6-14	4-7	0-0	4-8	12	2	2	4	6	0	40	16	
UCLA	3-7	1-4	4-4	4-2	6	2	0	2	1	0	33	11	
at Oregon	4-10	1-6	1-2	2-0	2	3	2	2	2	0	39	10	
at Oregon State	2-7	1-5	0-0	0-6	6	3	1	1	3	0	28	5	
vs. Arizona	2-4	1-3	0-0	2-1	3	3	0	2	1	0	17	5	
<b>TOTALS</b>	<b>90-199</b>	<b>27-75</b>	<b>26-38</b>	<b>31-74</b>	<b>105</b>	<b>79</b>	<b>19</b>	<b>25</b>	<b>43</b>	<b>9</b>	<b>680</b>	<b>233</b>	

RORY O'NEIL • 2001-2002 GAME BY GAME

Opponent	FG-A	3PT			TOTAL							MIN	PTS
		FG-A	FT-A	OR-DR	REB	PF	AST	TO	BLK	STL			
Wyoming	1-2	0-0	0-0	0-0	0	0	0	0	1	0	6	2	
Fresno State	5-8	0-0	1-2	2-4	6	3	0	1	0	0	23	11	
UCSB	4-7	0-0	0-2	1-2	3	1	1	3	2	0	26	8	
Bradley	2-4	0-0	0-0	3-5	8	5	0	0	4	1	20	4	
Rhode Island	2-8	0-0	2-2	1-2	3	0	1	1	1	1	22	6	
Pepperdine	0-0	0-0	0-0	0-1	1	1	0	0	0	0	4	0	
Long Beach St.	3-3	0-0	2-2	4-4	4	3	2	2	0	0	19	8	
Miami (Ohio)	0-0	0-0	0-0	0-0	0	1	0	0	2	0	9	0	
San Diego	2-4	0-0	1-1	0-1	1	2	0	0	0	0	13	5	
LMU	1-2	0-0	0-0	2-1	3	2	0	0	1	0	12	2	
Washington	0-0	0-0	0-0	0-0	0	1	1	0	0	0	7	0	
Washington St.	3-4	0-0	0-0	1-2	3	1	0	0	0	0	9	6	
Washington St.	5-8	0-0	1-2	1-0	1	5	2	0	0	3	20	11	
Washington	1-3	0-0	0-0	1-1	2	2	0	0	0	0	9	2	
UCLA	1-4	0-0	0-0	1-0	1	4	1	0	1	0	13	2	
Arizona	0-2	0-0	0-0	2-2	4	2	0	0	0	0	10	0	
Arizona State	0-0	0-0	0-0	0-1	1	1	0	0	0	0	4	0	
California	1-1	0-0	0-0	0-0	0	1	0	0	0	0	4	2	
Stanford	7-9	0-0	0-0	2-2	4	5	1	0	2	1	24	14	
Oregon State	1-3	0-0	0-0	0-0	0	3	0	0	0	1	10	2	
Oregon	3-8	0-0	0-0	1-4	5	5	1	2	0	0	24	6	
at UCLA	1-3	0-0	0-0	0-0	0	2	2	0	0	0	10	2	
Arizona State	3-7	0-0	0-0	1-2	3	3	0	0	4	0	19	6	
Arizona	2-4	0-0	0-0	2-1	3	1	0	2	0	0	8	4	
Stanford	4-8	0-1	4-4	1-2	3	4	1	0	1	1	25	12	
California	2-4	0-0	0-0	0-1	1	3	0	0	0	0	13	4	
Oregon	4-14	0-0	2-2	4-2	6	2	1	1	0	0	28	10	
Oregon State	4-7	0-0	0-0	1-3	4	2	0	2	2	0	18	8	
Stanford	0-1	0-0	0-0	0-1	1	2	0	1	0	0	7	0	
Oregon	0-0	0-0	0-0	0-1	1	1	0	0	0	0	2	0	
Arizona	1-2	0-0	0-0	1-0	1	1	0	0	0	0	8	2	
UNC-Wilmington	0-0	0-0	0-0	0-0	0	2	0	0	0	0	3	0	
<b>TOTALS</b>	<b>63-130</b>	<b>0-1</b>	<b>13-17</b>	<b>30-43</b>	<b>73</b>	<b>71</b>	<b>14</b>	<b>15</b>	<b>21</b>	<b>8</b>	<b>429</b>	<b>139</b>	



---

# GABRIEL PRUITT

FRESHMAN • GUARD • 6-4 • 170 • LOS ANGELES • CA • WESTCHESTER HS

---

#34

**THIS SEASON:** Pruitt, a 6-foot-4, 170-pound freshman in 2005, can play the point or shooting guard positions or small forward. An excellent shooter and athlete, Pruitt was one of the most highly regarded prep players in California last year whose basketball maturity figures to be a boon to the team.

**HIGH SCHOOL:** Averaged 22 points per game as a senior at Westchester (Calif.) High in 2004, earning Parade All-America fourth team, Student Sports All-America special mention, Los Angeles Times All-City and South Bay/Westside

first team and South Bay Daily Breeze Player of the Year honors ... Listed the No. 20 prep player in the country by Basketball Times after his senior year and among the top 20 prep point guards by Athlon Sports and Insiders.com entering his senior year ... Sat out his junior season at Westchester in 2003 because of high school transfer rules, but averaged 15.0 points and 6.0 assists as a sophomore at Centennial High in 2002, leading his team to the California Division III state final.

**SIDELIGHTS:** Pruitt was born on April 19, 1986.

---

# DWAYNE SHACKLEFORD

JUNIOR • GUARD • 5-10 • 185 • WASHINGTON • DC • ALLEGANY COLLEGE

---

## #15

**THIS SEASON:** Dwayne Shackleford, a 5-foot-10, 185-pound junior college transfer, is a quick and sturdy junior point guard with a scorer's mentality. Able to play the one or the two, he figures to compete for meaningful time right away.

**ALLEGANY COLLEGE:** Averaged 21.4 points for Allegany College in Cumberland, Md., as a sophomore in 2004, earning NJCAA Division I All-American, All-Region XX Division I and All-Maryland JUCO first team honors ... He led the Trojans, ranked among the top schools in the country, to their 17<sup>th</sup> Region XX championship and the Maryland JUCO regular-season title last year ... Shackleford, listed among the top 40 players in the country (including prep seniors) by Basketball Times, made a school record 114 three-pointers in 2004 and had 61 steals and 171 assists ... He scored a season-high 40 points against Lon Morris

in the NJCAA Division I National Tournament and made a season-high 10 three-pointers against College of Southern Maryland earlier in the season ... As a freshman reserve in 2003, Shackleford averaged 11.9 points with 43 steals and 117 assists in 26 games. He shot a team-best 37.5% from three-point range and scored at least 20 points four times, including a season-best 27.

**HIGH SCHOOL:** Shackleford prepped at Anacostia High in Washington D.C., earning Washington Post and All-DCIAA Conference first team and USA Today All-American honorable mention honors as a senior, averaging 26 points, including a Washington D.C. area best 79 three-pointers.

**SIDELIGHTS:** Shackleford was born on Aug. 24, 1981.

# ROYDELL SMILEY

SENIOR (RS) • GUARD • 6-4 • 195 • SEATTLE • WA • SOUTHEASTERN IOWA COLLEGE



#1

**THIS SEASON:** Roydell Smiley, 6-foot-4 and 195 pounds, is in his third year with the Trojans as a redshirt senior guard in 2005, but will miss his second consecutive year due to injuries. Leg and knee injuries forced him to miss all of 2004. As he neared full health, he suffered an ACL injury in a campus pick-up game after the season that will keep him out nine to 12 months.

**2003-2004:** Received a medical redshirt as a true senior in 2003-2004.

**2002-2003:** Started seven of 28 games as a 2003 junior college transfer, finishing as USC's fourth-leading scorer (8.6) despite battling nagging knee injuries for most of the season ... Made the second-most three-pointers on the team (40) and shot a team-high 84.4% from the free throw line (38-of-45) ... Made a team-best 26 consecutive free throws during an 11-game span ... Scored in double figures 13 times ... Was third on the team in steals with 30, including a career-high five at Rhode Island ... Scored a career-high 20 points in the Pac-10 Tournament opener against Stanford, making 6-of-10 shots, 3-of-5 threes and 5-of-5 free throws, including one four-point play (He did all that in 20 minutes) ... Had 18 points against La

Salle, making 4-of-5 threes ... Scored 16 points twice, at UC Santa Barbara and against Oregon State ... Missed the home California and Stanford games while resting a sprained knee ... Broke his lower left leg in the Pac-10 Tournament finale.

**SOUTHEASTERN IOWA COLLEGE:**

Earned NJCAA Region XI first team honors as a 2002 sophomore and a 2001 freshman at Southeastern Iowa College in West Burlington, Ia. ... As a sophomore, Smiley averaged 14.7 points, 3.5 rebounds, 3.6 assists and 1.8 steals ... As a freshman, averaged 13.8 points, 3.4 rebounds and made 40.5% of his three-pointers ... Prior to his sophomore season, Smiley was named a Street & Smith's Preseason All-America fourth teamer, the No. 2 small forward in the country by The Sporting News and the No. 5 wing guard by Lindy's.

**HIGH SCHOOL:** Smiley prepped at Garfield High in Seattle, Wash., where he averaged 19.0 points, 5.0 assists and 5.0 rebounds as a senior in 2000, leading his team to the Washington state championship.

**SIDELIGHTS:** Smiley was born on Feb 5, 1982 ... He is a social science/history major and is scheduled to graduate in the spring.

## ROYDELL SMILEY • CAREER STATISTICS

YEAR	G-GS	FG-FGA	3-PT		FT-FTA	%	PTS	AVG.	OFF REB	DEF REB	TOT REB	AVG.	PF-D	AST	TO	BLK	STL	MIN	
			%	FG-FGA															
2002-03	28-7	81-208	.389	40-116	.345	38-45	.844	240	8.6	18	56	74	2.6	59-2	35	47	1	30	567
2003-04	Received a medical redshirt.																		
<b>TOTALS:</b>	<b>28-7</b>	<b>81-208</b>	<b>.389</b>	<b>40-116</b>	<b>.345</b>	<b>38-45</b>	<b>.844</b>	<b>240</b>	<b>8.6</b>	<b>18</b>	<b>56</b>	<b>74</b>	<b>2.6</b>	<b>59-2</b>	<b>35</b>	<b>47</b>	<b>1</b>	<b>30</b>	<b>567</b>

ROYDELL SMILEY • 2002-2003 GAME BY GAME

Opponent	3PT		TOTAL										MIN	PTS
	FG-A	FG-A	FT-A	OR-DR	REB	PF	AST	TO	BLK	STL				
UC Riverside	3-7	2-3	2-2	0-2	2	3	1	0	0	0	0	26	10	
at Rhode Island	6-12	1-4	0-0	1-5	6	3	1	4	0	5	37	13		
Morris Brown	4-8	3-6	1-2	1-3	4	3	5	3	0	0	28	12		
at UCSB	6-16	4-8	0-0	2-2	4	3	1	1	0	1	32	16		
vs. Missouri	4-8	1-3	1-2	3-2	5	2	0	4	1	4	29	10		
CS Fullerton	2-5	1-4	2-2	0-4	4	2	4	3	0	1	26	7		
La Salle	6-9	4-5	2-2	0-2	2	1	2	2	0	1	29	18		
at WSU	4-9	2-4	1-1	0-2	2	3	1	2	0	2	23	11		
at Washington	1-7	0-3	0-0	0-0	0	5	0	1	0	0	13	2		
at UCLA	0-1	0-0	0-0	0-2	2	0	0	2	0	0	6	0		
Penn	3-11	2-8	0-0	1-2	3	1	0	1	0	1	22	8		
Arizona	1-3	1-3	0-0	0-2	2	1	0	0	0	0	6	3		
Arizona State	2-6	1-4	0-2	0-1	1	1	2	2	0	0	16	5		
at California	0-2	0-2	1-2	0-1	1	1	0	0	0	0	9	1		
at Stanford	2-7	1-5	0-0	0-3	3	3	0	1	0	2	22	5		
Oregon State	5-16	4-11	2-2	2-3	5	5	1	1	0	2	20	16		
Oregon	4-9	1-6	4-4	0-2	2	2	1	2	0	0	20	13		
UCLA	2-5	0-1	6-6	0-1	1	0	0	1	0	1	14	10		
at UNLV	4-8	2-5	2-2	1-0	1	2	2	2	0	2	23	12		
at Arizona State	2-7	0-3	3-3	2-2	4	4	7	5	0	0	25	7		
at Arizona	1-4	0-2	2-2	1-2	3	2	0	1	0	1	10	4		
Stanford										INJ				
California										INJ				
at Oregon	5-9	3-5	0-0	0-2	2	2	2	2	0	1	24	13		
at Oregon State	2-9	0-4	2-2	0-4	4	3	1	2	0	1	27	6		
Washington	2-7	1-3	0-0	0-2	2	2	0	1	0	0	13	5		
Washington St	1-2	1-2	0-0	0-1	1	1	1	1	0	1	15	3		
vs. Stanford	6-10	3-5	5-5	4-1	5	1	2	1	0	2	21	20		
vs. California	2-9	1-5	1-2	0-2	2	1	0	0	0	1	21	6		
vs. Oregon	1-2	1-2	1-2	0-1	1	2	1	2	0	1	10	4		
<b>Totals</b>	<b>81-208</b>	<b>40-116</b>	<b>38-45</b>	<b>18-56</b>	<b>74</b>	<b>59</b>	<b>35</b>	<b>47</b>	<b>1</b>	<b>30</b>	<b>567</b>	<b>240</b>		

---

# LODRICK STEWART

SOPHOMORE • GUARD • 6-4 • 210 • SEATTLE • WA • RAINIER BEACH HS

---



#3

**THIS SEASON:** Lodrick Stewart, a 6-foot-4, 210-pound sophomore and the identical twin of fellow Trojan sophomore Rodrick Stewart, is a gifted and athletic player with a nice scoring touch. Able to play either guard spot or small forward, he hopes to build on the momentum of his strong finish last season when he averaged 13.2 points in his last five games. He is also a tenacious defender.

**2003-2004:** A 2004 Pac-10 All-Freshman first team selection, Stewart averaged 8.7 points and 2.6 rebounds in 20.5 minutes, starting six of 27 games as a 2004 freshman ... His 1.6 steals average was second on the team and sixth in the Pac-10 and his 35 three-pointers was also second most on the squad ... He scored a season-high 20 points twice, including in USC's game against Arizona in the Pac-10 Tournament that also included four three-pointers, five rebounds and three steals ... Against the Wildcats, Stewart scored USC's final six points to tie the game late before Arizona's game-winning shot ... First scored 20 points, including five three-pointers, in only 18 minutes in USC's win over California at the Sports Arena ... Scored in double figures 12 times ... Made a big three-pointer late in OT at ASU to give USC a five-point lead with less than two minutes to play ... Stewart scored 19 points twice, bookending an early-season, five-game stretch of double-digit scoring. The first time included four three-pointers at Fresno State and the second featured an 8-of-12 day from the field against Oregon State ... He had a season-high six steals in his homecoming game at Washington that included nine points in a

season-high 31 minutes ... Played 30 minutes at No. 2 Stanford, scoring 13 points ... Scored 10 points and had a season-best eight rebounds against Lafayette ... Had 14 points and three steals against Cal Poly and had 13 points and three steals in 27 minutes off the bench at St. Mary's.

**HIGH SCHOOL:** Stewart, a 2003 McDonald's Preseason All-American alternate, Students Sports All-American special selection and Long Beach Press-Telegram Best in the West first teamer, averaged 19.0 points, 6.0 rebounds, 3.0 steals and 3.0 assists as a 2003 senior at Rainier Beach High (Seattle, Wash.) ... Earned 3-A State Tournament MVP honors en route to leading Rainier Beach to its second consecutive state title ... Helped Rainier Beach to a four-year mark of 106-10 and scored 2,060 points in his career ... After his senior year, was ranked No. 53 by Basketball Times ... Prior to the 2003 season, was ranked No. 10 by PrepWestHoops.com, the No. 15 shooting guard by Athlon's College Basketball, No. 44 overall by Lindy's, No. 61 by HoopScoop and No. 84 by ESPN.com.

As a junior in 2002, averaged 17.8 points and 9.0 rebounds, leading Rainier Beach High to a 28-1 record and the 3-A state title, earning All-Metro and All-State 3-A Tournament first team and All-State second team honors.

As a sophomore, he earned Student Sports Underclass All-American honors, helping Rainier Beach to the state final.


**SIDELIGHTS:** Lodrick was born on April 30, 1985 ... He is four minutes older than his brother, Rodrick.

LODRICK STEWART • 2003-2004 GAME BY GAME

Opponent .....	FG-A	3PT		TOTAL							MIN	PTS
		FG-A	FT-A	OR-DR	REB	PF	AST	TO	BLK	STL		
at W. Michigan ..	4-10	3-4	1-2	3-1	4	1	0	4	0	1	27	12
CS Northridge ..	2-5	1-3	2-2	0-2	2	0	2	1	0	2	19	7
UNLV .....	2-9	0-4	2-2	2-0	2	2	2	0	0	2	17	6
at Saint Mary's ..	6-11	1-4	0-0	1-2	3	1	1	4	0	3	26	13
CS Fullerton .....	2-5	1-4	0-0	1-2	3	1	1	1	0	0	22	5
atBYU .....	0-4	0-3	1-3	0-3	3	3	0	0	0	2	18	1
at Fresno State..	7-12	4-6	1-4	3-2	5	2	2	1	0	4	27	19
CalPoly .....	6-16	0-6	2-6	1-3	4	4	2	2	0	3	26	14
Lafayette .....	3-11	1-3	3-4	2-6	8	2	0	3	0	5	26	10
Oregon .....	3-7	2-5	2-2	1-1	2	3	0	1	0	1	20	10
Oregon State ....	8-12	2-5	1-1	1-1	2	1	1	1	3	0	25	19
at Washington ....	4-12	0-2	1-2	1-1	2	1	3	0	0	6	31	9
at Washington St.	0-2	0-2	0-0	1-0	1	1	0	2	0	0	16	0
Arizona State ....	4-10	2-6	0-0	2-1	3	2	2	2	0	3	19	10
Arizona .....	DNP											
at California .....	0-1	0-1	0-0	0-0	0	2	0	1	0	0	7	0
at Stanford .....	4-8	2-3	3-3	1-2	3	1	0	1	0	2	30	13
at UCLA .....	0-1	0-1	0-0	0-0	0	0	0	0	0	0	10	0
Washington .....	2-5	0-1	0-0	1-4	5	2	0	1	0	2	13	4
Washington St. ....	1-3	0-1	0-0	1-0	1	0	3	2	0	0	21	2
at Arizona .....	3-7	1-3	0-0	2-1	3	2	4	2	0	2	21	7
at Arizona State ..	1-2	1-2	0-0	0-0	0	1	1	0	0	0	6	3
Stanford .....	2-8	2-8	0-0	3-0	3	2	3	0	0	0	25	6
California .....	7-9	5-6	1-2	1-0	1	1	0	3	0	0	18	20
UCLA .....	3-11	0-6	0-1	0-2	2	4	1	1	0	0	25	6
at Oregon .....	2-3	2-3	2-4	0-1	1	1	0	1	0	0	11	8
at Oregon State ..	5-9	1-3	1-2	1-2	3	3	2	1	0	1	19	12
vs. Arizona .....	7-15	4-9	2-4	3-2	5	1	1	1	0	3	28	20
<b>TOTALS .....</b>	<b>88-208</b>	<b>35-104</b>	<b>25-44</b>	<b>32-39</b>	<b>71</b>	<b>44</b>	<b>31</b>	<b>36</b>	<b>3</b>	<b>42</b>	<b>553</b>	<b>236</b>

LODRICK STEWART • CAREER STATISTICS

YEAR	G-GS	FG-FGA	%	3-PT		FT-FTA	%	PTS	AVG.	OFF		DEF		TOT		PF-D	AST	TO	BLK	STL	MIN
				FG-FGA	%					REB	REB	REB	AVG.								
2003-04	27-6	88-208	.423	35-104	.337	25-44	.568	236	8.7	32	39	71	2.6	44-0	31	36	3	42	553		
<b>TOTALS:</b>	<b>27-6</b>	<b>88-208</b>	<b>.423</b>	<b>35-104</b>	<b>.337</b>	<b>25-44</b>	<b>.568</b>	<b>236</b>	<b>8.7</b>	<b>32</b>	<b>39</b>	<b>71</b>	<b>2.6</b>	<b>44-0</b>	<b>31</b>	<b>36</b>	<b>3</b>	<b>42</b>	<b>553</b>		



---

# RODRICK STEWART

SOPHOMORE • GUARD • 6-4 • 205 • SEATTLE • WA • RAINIER BEACH HS

---



#23

**THIS SEASON:** Rodrick Stewart, a 6-foot-4, 205-pound sophomore and the identical twin of fellow Trojan sophomore Lodrick Stewart, returns as one of two point guards on the team with starting experience. Able to also play the two or three spots, he's athletic and quick, plays well in the open-court player and is a solid defender.

**2003-2004:** Averaged 4.4 points and 2.2 rebounds in 21.6 minutes, starting 17 of 27 games at point guard as a 2004 freshman ... Scored a season-high 14 points on 6-of-8 shooting in 25 minutes at BYU and matched that with 14 points and four assists in his homecoming at Washington ... He had 11 points and four assists against Lafayette and 10 points in his USC debut at Western Michigan ... Also had 10 points against Oregon State ... Had a season-high five assists at Washington State and had four steals and eight points in USC's win over Arizona.

**HIGH SCHOOL:** Prepped at Rainier Beach (Seattle, Wash.) High, where he earned Parade All-American third team, McDonald's Preseason All-American, All-State first team and Long Beach Press-Telegram Best in the West first team honors and was named 3-A State Player of the Year as a

2003 senior ... Averaged 18.8 points, 8.0 assists, 6.0 rebounds and 4.5 steals in 2003, helping to lead Rainier Beach to a 26-3 record and its second straight 3-A state title ... Helped Rainier Beach to a four-year mark of 106-10 and scored 2,025 points in his career ... Named the top senior in Washington by CollegeBasketballNews.com ... Ranked the No. 4 prep player in the country by PrepWestHoops.com ... Was ranked the No. 10 prep guard in the country by ESPN.com, No. 21 overall by HoopScoop, No. 37 by Basketball Times and No. 39 by both ESPN.com and Lindy's College Basketball.

As a 2002 junior, helped Rainier Beach to a 28-1 record and the 3-A state title, earning All-State 3-A Tournament first team and All-State second team honors after averaging 19.4 points and 6.0 assists.

As a sophomore, earned All-State 3-A Tournament first team honors after helping the team to the state final.


**SIDELIGHTS:** He was born on April 30, 1985 ... He is four minutes younger than his brother, Lodrick.

RODRICK STEWART • 2003-2004 GAME BY GAME

Opponent	FG-A	3PT		TOTAL							MIN	PTS
		FG-A	FT-A	OR-DR	REB	PF	AST	TO	BLK	STL		
at W. Michigan ...	3-6	1-2	3-3	0-2	2	1	1	3	0	1	29	10
CS Northridge ...	0-2	0-2	0-0	0-1	1	2	3	2	0	0	17	0
UNLV .....	1-3	0-1	0-0	2-3	5	0	1	5	0	1	21	2
at Saint Mary's ...	3-7	0-0	0-0	0-1	1	3	4	3	0	2	31	6
CS Fullerton .....	0-3	0-1	0-0	1-1	2	0	0	3	0	0	12	0
atBYU .....	6-8	1-3	1-3	0-2	2	4	2	3	0	1	25	14
at Fresno State...	0-4	0-1	0-0	0-0	0	1	3	1	0	0	20	0
CalPoly .....	1-4	0-2	1-2	0-1	1	3	2	2	0	1	26	3
Lafayette .....	4-10	0-2	3-4	1-4	5	2	4	1	0	0	26	11
Oregon .....	3-7	0-2	2-3	2-1	3	0	3	3	0	1	29	8
Oregon State .....	3-6	0-1	4-6	3-3	6	2	3	2	0	1	25	10
at Washington ...	6-10	0-0	2-2	2-1	3	1	4	2	0	2	30	14
at Washington St.	3-9	1-3	0-0	0-0	0	3	5	2	0	1	35	7
Arizona .....	4-7	0-0	0-0	0-2	2	5	1	3	0	4	24	8
Arizona State .....	1-5	0-2	1-2	0-3	3	3	1	0	0	0	21	3
at California .....	3-8	0-0	0-0	2-2	4	0	1	2	0	1	25	6
at Stanford .....	0-2	0-0	0-2	0-0	0	1	3	1	0	3	24	0
at UCLA .....	0-1	0-1	2-2	0-2	2	0	2	2	0	0	9	2
Washington .....	0-2	0-0	6-8	0-2	2	5	2	2	0	1	22	6
Washington St. ...	0-1	0-1	2-5	0-0	0	1	1	3	0	0	16	2
at Arizona .....	0-5	0-1	2-2	1-3	4	1	2	1	0	2	29	2
at Arizona State ..	0-3	0-0	0-0	1-3	4	0	4	1	0	1	16	0
Stanford .....	0-1	0-0	0-0	0-0	0	0	0	0	0	0	5	0
California .....	0-3	0-1	0-0	0-1	1	1	1	0	0	0	10	0
at Oregon .....	0-1	0-1	0-0	0-1	1	1	3	0	0	1	17	0
at Oregon State ...	2-6	0-3	0-0	0-5	5	3	0	1	0	1	32	4
vs. Arizona .....	0-1	0-0	0-0	0-1	1	2	0	0	0	0	8	0
<b>TOTALS .....</b>	<b>43-125</b>	<b>3-30</b>	<b>29-44</b>	<b>15-45</b>	<b>60</b>	<b>45</b>	<b>56</b>	<b>48</b>	<b>0</b>	<b>25</b>	<b>584</b>	<b>118</b>

RODRICK STEWART • CAREER STATISTICS

YEAR	G-GS	FG-FGA	%	3-PT FG-FGA	%	FT-FTA	%	PTS	AVG.	OFF REB	DEF REB	TOT REB	AVG.	PF-D	AST	TO	BLK	STL	MIN
2003-04	27-17	43-125	.344	3-30	.100	29-44	.659	118	4.4	15	45	60	2.2	45-2	56	48	0	25	584
<b>TOTALS:</b>	<b>27-17</b>	<b>43-125</b>	<b>.344</b>	<b>3-30</b>	<b>.100</b>	<b>29-44</b>	<b>.659</b>	<b>118</b>	<b>4.4</b>	<b>15</b>	<b>45</b>	<b>60</b>	<b>2.2</b>	<b>45-2</b>	<b>56</b>	<b>48</b>	<b>0</b>	<b>25</b>	<b>584</b>



---

# EMANUEL WILLIS

FRESHMAN • FORWARD • 6-8 • 220 • MENDENHALL • MS • HARGRAVE MILITARY ACADEMY

---

#44

THIS SEASON: Emanuel Willis, a 6-foot-8, 220-pound freshman power forward, is a strong, athletic presence who will fight for minutes in the frontcourt. Agile for his size, he will add another strong rebounder to the Trojans' frontcourt and he can also hit the mid-range jumper.

HIGH SCHOOL: Willis attended Hargrave Military Academy in Chatham, Va., last year, leading one of the top ranked post graduate prep

schools in the country ... Listed No. 16 among prep athletes attending post grad prep schools by Insiders.com and No. 25 by Basketball Times ... Willis prepped at Mendenhall (Miss.) High, where he averaged 21.0 points, 14 rebounds and six blocks as a senior in 2003. He was listed among the top prep seniors in America by Athlon Sports.

SIDELIGHTS: Willis was born on Dec. 24, 1984.

---

# NICK YOUNG

FRESHMAN • GUARD/FORWARD • 6-6 • 195 • LOS ANGELES • CA • CLEVELAND HS

---

THIS SEASON: Nick Young, 6-foot-6, 195-pound freshman swingman in 2005, is a balanced player who blends tremendous athletic and scoring ability with solid play on defense. He will fight for time right away at both the two and three spots.

HIGH SCHOOL: Young averaged 27.2 points and 10.8 rebounds as a 2004 senior at Cleveland High in Reseda, Calif., earning 2004 CIF L.A. City Section, Los Angeles Times All-City and San Fernando Valley first team honors. He shot 57.3% from the field and 46.8% from three-point

range (52-of-111), had 48 steals and 41 blocks as Cleveland finished 25-4 ... Young was tabbed the seventh-best player in the country by Hoopscoop.com and listed by prep basketball guru Frank Burlison as among the Top 50 recruits in 2004.

He earned CIF L.A. City Section first team honors in 2003 and was included in a list of Top Seniors by Athlon heading into 2004.

SIDELIGHTS: Young was born on June 1, 1985.

# 2003•2004 Results

## GAME•BY•GAME

Record:	Overall	Home	Away	Neutral	Attendance Summary	Games	Totals	Avg./Game
Overall	13-15	7-7	6-7	0-1	Home	14	66,879	4,777
Pacific-10	8-10	4-5	4-5	-	Away	13	132,335	9,132
Non-conference	5-5	3-2	2-2	-	Neutral	1	13,625	13,625
Pacific-10 Tourn.	0-1	-	-	0-1	TOTAL	28	212,839	7,601

Date	Opponent (ranking)	USC Result	W-L	Att.	USC High Scorer .....	Opponent High Scorer .....	USC High Rebounder
N 21	at Western Michigan	L 65-83	0-1	4126	Rory O'Neil .....	15 Mike Williams.....	Rory O'Neil ..... 8
N 30	CS NORTHBRIDGE	W 75-69	1-1	3527	Desmon Farmer .....	26 Davin White .....	Jeff McMillan ..... 9
D 3	UNLV	L or 83-92	1-2	2683	Jeff McMillan .....	20 Demetrius Hunter .....	Jeff McMillan ... 11
D 6	at Saint Mary's (CA)	W or 84-83	2-2	3086	Desmon Farmer.....	19 Daniel Kickert .....	Jeff McMillan ... 11
D 9	CS FULLERTON	W or 96-90	3-2	2463	Jeff McMillan .....	22 Bobby Brown .....	Jeff McMillan ..... 8
D 13	at BYU	L 61-85	3-3	15688	Rodrick Stewart .....	14 Rafael Araujo .....	Jeff McMillan ..... 8
D 19	at Fresno State	W 65-62	4-3	14859	Farmer / Stewart, L. ...	19 Renaldo Major.....	Jeff McMillan ... 11
D 22	CAL POLY	L 78-93	4-4	3083	Desmon Farmer .....	29 Shane Schilling .....	Jeff McMillan ... 12
D 28	LAFAYETTE	W 81-59	5-4	3218	Desmon Farmer.....	23 Justin DeBerry .....	Rory O'Neil ..... 9
J 2	* OREGON	L 74-92	5-5	3578	Desmon Farmer.....	15 Ian Crosswhite .....	Jeff McMillan ..... 9
J 4	* OREGON STATE	W 91-82	6-5	2746	Lodrick Stewart .....	19 Chris Stephens.....	Jeff McMillan ... 11
J 8	* at Washington	W 88-80	7-5	7708	Errick Craven .....	20 Will Conroy .....	Desmon Farmer ... 10
J 10	* at Washington State	L 61-76	7-6	3056	Desmon Farmer.....	22 Jeff Varem .....	Desmon Farmer ..... 4
J 15	* ARIZONA (7)	W 99-90	8-6	7543	Desmon Farmer.....	40 Channing Frye .....	Gregg Guenther ... 11
J 17	* ARIZONA STATE	L 85-100	8-7	6254	Desmon Farmer.....	26 Ike Diogu .....	Jeff McMillan ..... 7
J 22	* at California	L 62-63	8-8	10898	Desmon Farmer.....	17 Richard Midgley .....	Jeff McMillan ... 11
J 24	* at Stanford (2)	L 67-77	8-9	7391	Desmon Farmer.....	19 Chris Hernandez .....	Jeff McMillan ..... 7
J 28	* at UCLA	W 76-69	9-9	12773	Desmon Farmer.....	28 Ryan Hollins.....	Nick Curtis ..... 7
F 5	* WASHINGTON	L 82-93	9-10	3835	Desmon Farmer.....	31 Brandon Roy .....	Nick Curtis ..... 7
F 7	* WASHINGTON STATE	L 51-60	9-11	4788	Desmon Farmer.....	17 Marcus Moore .....	Desmon Farmer ..... 9
F 12	* at Arizona (15)	L 70-97	9-12	14578	Gregg Guenther .....	17 Salim Stoudamire .....	Gregg Guenther ..... 9
F 14	* at Arizona State	W or 93-84	10-12	8301	Errick Craven .....	26 Ike Diogu .....	Gregg Guenther ... 13
F 19	* STANFORD (1)	L 67-76	10-13	7539	Jeff McMillan .....	21 Josh Childress .....	Jeff McMillan ... 13
F 21	* CALIFORNIA	W 70-60	11-13	5475	Lodrick Stewart .....	20 Amit Tamir .....	Rory O'Neil ... 12
F 25	* UCLA	W or 78-77	12-13	10147	Desmon Farmer.....	28 Trevor Ariza .....	Jeff McMillan ... 18
M 4	* at Oregon	L 70-75	12-14	9087	Desmon Farmer.....	25 Luke Jackson .....	Jeff McMillan ... 15
M 6	* at Oregon State	W 63-60	13-14	7159	Desmon Farmer.....	24 Chris Stephens.....	O'Neil / Craven E. .... 6
M 11	# vs. Arizona (16)	L 76-79	13-15	13625	Lodrick Stewart .....	20 Hassan Adams.....	Jeff McMillan ... 13

\* ... Pac-10 Conference Game

\$... Pac-10 Tournament Game

CAPS ... home game

# 2003•2004 Statistics

## OVERALL: 13•15

Player	G-GS	Min	Avg	FG	FGA	Pct	3FG	FGA	Pct	FT	FTA	Pct	OR-DR	Tot	Avg	PF-D	A	TO	Blk	Stl	Pts	Avg
Desmon FARMER	28-27	987	35.2	170	437	.389	83	249	.333	121	159	.761	36-92	128	4.6	79-1	51	72	4	34	544	19.4
Errick CRAVEN	27-21	758	28.1	107	258	.415	22	90	.244	63	101	.624	28-54	82	3.0	91-7	80	79	9	62	299	11.1
Jeff McMILLAN	28-28	817	29.2	119	189	.630	0	0	.000	72	108	.667	85-157	242	8.6	67-1	41	65	10	21	310	11.1
Lodrick STEWART	27-6	553	20.5	88	208	.423	35	104	.337	25	44	.568	32-39	71	2.6	44-0	31	36	3	42	236	8.7
Rory O'NEIL	28-19	680	24.3	90	199	.452	27	75	.360	26	38	.684	31-74	105	3.8	79-4	19	25	43	9	233	8.3
Derrick CRAVEN	27-11	568	21.0	58	152	.382	16	57	.281	32	61	.525	19-41	60	2.2	62-2	79	56	4	33	164	6.1
Gregg GUENTHER	19-5	340	17.9	34	78	.436	1	2	.500	38	52	.731	35-55	90	4.7	40-0	14	20	4	12	107	5.6
Rodrick STEWART	27-17	584	21.6	43	125	.344	3	30	.100	29	44	.659	15-45	60	2.2	45-2	56	48	0	25	118	4.4
Nick CURTIS	22-3	278	12.6	24	47	.511	2	8	.250	17	30	.567	20-35	55	2.5	47-2	7	8	6	6	67	3.0
Jonathan OLIVER	18-3	112	6.2	10	22	.455	0	0	.000	3	5	.600	10-14	24	1.3	14-0	4	9	9	2	23	1.3
Quinton DAY	6-0	32	5.3	2	8	.250	2	5	.400	0	0	.000	0-2	2	0.3	4-0	1	3	1	3	6	1.0
Joe BUCK	7-0	10	1.4	1	2	.500	0	0	.000	2	2	1.000	1-0	1	0.1	0-0	0	0	0	0	4	0.6
Edward CHANG	1-0	1	1.0	0	1	.000	0	0	.000	0	2	.000	1-0	1	1.0	1-0	0	0	0	0	0	0.0
Andrew MOORE	2-0	4	2.0	0	1	.000	0	1	.000	0	0	.000	0-1	1	0.5	2-0	0	1	0	0	0	0.0
Greg GAUDINO	1-0	1	1.0	0	0	.000	0	0	.000	0	0	.000	0-0	0	0.0	0-0	0	0	0	0	0	0.0
TEAM													45-53	98	3.5	2		6				
<b>TOTALS</b>	<b>28</b>			<b>746</b>	<b>1727</b>	<b>.432</b>	<b>191</b>	<b>621</b>	<b>.308</b>	<b>428</b>	<b>646</b>	<b>.663</b>	<b>358-662</b>	<b>1020</b>	<b>36.4</b>	<b>577-19</b>	<b>383</b>	<b>428</b>	<b>93</b>	<b>249</b>	<b>2111</b>	<b>75.4</b>
OPPONENTS	28			739	1620	.456	212	581	.365	516	714	.723	307-730	1037	37.0	553-20	442	464	63	184	2206	78.8

## PACIFIC-10 CONFERENCE: 8•10

Player	G-GS	Min	Avg	FG	FGA	Pct	3FG	FGA	Pct	FT	FTA	Pct	OR-DR	Tot	Avg	PF-D	A	TO	Blk	Stl	Pts	Avg
Desmon FARMER	18-18	647	35.9	116	282	.411	58	155	.374	84	112	.750	26-64	90	5.0	52-0	36	54	4	21	374	20.8
Errick CRAVEN	17-12	473	27.8	65	162	.401	21	66	.318	43	72	.597	17-30	47	2.8	58-4	49	51	6	43	194	11.4
Jeff McMILLAN	18-18	478	26.6	65	104	.625	0	0	.000	43	64	.672	45-100	145	8.1	43-0	24	41	6	10	173	9.6
Rory O'NEIL	18-10	403	22.4	50	126	.397	19	57	.333	18	24	.750	22-40	62	3.4	47-2	14	19	29	5	137	7.6
Lodrick STEWART	17-4	317	18.6	49	110	.445	20	58	.345	11	17	.647	16-16	32	1.9	27-0	20	19	3	17	129	7.6
Derrick CRAVEN,	17-9	346	20.4	33	85	.388	12	36	.333	20	43	.465	10-27	37	2.2	33-2	46	32	2	16	98	5.8
Gregg GUENTHER	18-4	319	17.7	31	69	.449	0	1	.000	35	49	.714	30-50	80	4.4	36-0	14	19	4	12	97	5.4
Rodrick STEWART	17-9	369	21.7	25	77	.325	1	16	.063	21	32	.656	11-29	40	2.4	27-2	36	25	0	19	72	4.2
Nick CURTIS	15-3	200	13.3	19	36	.528	1	7	.143	13	23	.565	16-21	37	2.5	29-1	3	4	3	5	52	3.5
Jonathan OLIVER	14-3	88	6.3	8	16	.500	0	0	.000	3	5	.600	6-10	16	1.1	12-0	4	9	7	2	19	1.4
Joe BUCK	4-0	6	1.5	0	0	.000	0	0	.000	2	2	1.000	0-0	0	0.0	0-0	0	0	0	0	2	0.5
Andrew MOORE	2-0	4	2.0	0	1	.000	0	1	.000	0	0	.000	0-1	1	0.5	2-0	0	1	0	0	0	0.0
TEAM													26-30	56	3.1	2		5				
<b>TOTALS</b>	<b>18</b>			<b>461</b>	<b>1068</b>	<b>.432</b>	<b>132</b>	<b>397</b>	<b>.332</b>	<b>293</b>	<b>443</b>	<b>.661</b>	<b>225-418</b>	<b>643</b>	<b>35.7</b>	<b>368-11</b>	<b>246</b>	<b>279</b>	<b>64</b>	<b>150</b>	<b>1347</b>	<b>74.8</b>
OPPONENTS	18			475	1038	.458	127	349	.364	334	457	.731	198-452	650	36.1	367-13	285	285	31	114	1411	78.4

# 2003•2004 Superlatives

## INDIVIDUAL

	USC		Opponent
Points	40	Desmon Farmer vs. Arizona (J 15)	36 Josh Childress, Stanford (F 19)
Field Goals Made	11	Desmon Farmer three times	12 Josh Childress, Stanford (F 19) 12 Mike Williams, Western Michigan (N 21)
Field Goals Attempted	25	Desmon Farmer vs. Cal Poly (D 22)	20 Davin White, Cal State Northridge (N 30)
Field Goal Per. (min. 6 made)	1.000	(7-7) Derrick Craven at Saint Mary's (D 6)	.875 (6-7) Ryan Hollins, UCLA (J 28)
3-PT Field Goals Made	7	Desmon Farmer vs. Arizona (J 15)	7 James Davis, Oregon (J 2)
3-PT Field Goals Attempted	14	Desmon Farmer three times	12 Tyler Herr, Saint Mary's (D 6) 12 Will Conroy, Washington (J 8)
3-PT Field Goal % (min. 3 made)	.833	(5-6) Lodrick Stewart vs. California (F 21)	1.000 (4-4) Anthony Bolton, CSF (D 9)
Free Throws Made	12	Desmon Farmer vs. CSF (D 9); at ASU (F 14)	13 Cameron Gray, Cal Poly (D 22)
Free Throws Attempted	16	Desmon Farmer at Arizona State (F 14)	14 Cameron Gray, Cal Poly (D 22)
Free Throw Per. (min. 8 made)	1.000	(8-8) Desmon Farmer vs. Arizona State (J 17)	1.000 (12-12) Ike Diogu, Arizona State (J 17)
Offensive Rebounds	7	Jeff McMillan vs. UCLA (F 25); vs. Cal Poly (D 22)	7 Kyle Jeffers, Oregon State (M 6)
	7	Gregg Guenter vs. Arizona (J 15)	
Defensive Rebounds	12	Jeff McMillan at Fresno State (D 19)	12 Odattey Blankson, UNLV (D 3)
Total Rebounds	18	Jeff McMillan vs. UCLA (F 25)	14 Hassan Adams, Arizona (M 11)
Assists	7	Errick Craven at Fresno State (D 19); at OSU (M 6)	11 12, Jason Braxton (J 17)
	7	Derrick Craven vs. Cal State Fullerton (D 9)	
Steals	6	Errick Craven at California (J 22)	5 Brian Snider, Western Michigan (N 21)
	6	Lodrick Stewart at Washington (J 8)	
Blocked Shots	5	Jonathan Oliver vs. Arizona State (J 17)	3 Matt Haryasz, Stanford (J 24)
Turnovers	8	Desmon Farmer at Oregon (M 4)	9 Jerel Blassingame, UNLV (D 3)

## TEAM

USC Highs	USC Lows	Category	Opponent Highs	Opponent Lows
99 vs. Arizona (J 15)	50 vs. Washington State (F 7)	Points	100 vs. Arizona State (J 17)	59 vs. Lafayette (D 28)
35 at Saint Mary's (D 6)	18 vs. Washington State (F 7)	Field Goals Made	33 three times	18 at Oregon State (M 6)
80 vs. Arizona (M 11)	48 vs. Washington State (F 7)	Field Goals Attempted	70 at Arizona State (F 14)	42 vs. WSU (F 7)
.525 (31-59) vs. OSU (J 4)	.348 (23-66) at Arizona (F 12)	Field Goal Percentage	.612 (30-49) vs. ASU (J 17)	.305 (18-59) at OSU (M 6)
11 at Fresno State (D 19)	1 vs. UNLV (D 3)	3-PT Field Goals Made	14 vs. Ore (J 2), CSF (D 9)	2 at WSU (J 10)
34 at Oregon (M 4)	13 at Washington (J 8)	3-PT Field Goals Attempted	30 vs. Arizona (J 15)	2 at WSU (J 10), at Stan. (J 24)
.474 (9-19) at WSU (J 10)	.043 (1-23) vs. UNLV (D 3)	3-PT Field Goal Percentage	.714 (10-14) vs. ASU (J 17)	.167 (F 12) at WSU (J 10)
32 at ASU (F 14)	2 at Oregon State (M 6)	Free Throws Made	30 three times	8 vs. Laf. (D 28), at Cal (J 22)
40 at ASU (F 14)	5 at Oregon State (M 6)	Free Throws Attempted	46 vs. Washington (F 5)	11 vs. Lafayette (D 28)
.818 (18-22) vs. Laf. (D 28)	.286 (4-14) at BYU (D 13)	Free Throw Percentage	.926 (25-27) at Arizona (F 12)	.409 (9-22) at Cal (F 21)
x	x	Offensive Rebounds	x	x
x	x	Defensive Rebounds	x	x
48 vs. Laf. (D 28), vs. AZ (M 11)	16 at Washington State (J 10)	Total Rebounds	50 vs. Arizona (M 11)	26 vs. WSU (F 7), vs. AZ (J 15)
20 vs. CS Fullerton (D 9)	10 four times	Assists	24 at Western Michigan (N 21)	8 vs. Cal (F 21)
17 at Washington (J 8)	3 at WSU (J 10), vs. UCLA (F 25)	Steals	12 at AZ (F 12), vs. Cal (F 21)	2 at WSU (J 10), Stan. (F 19)
10 vs. Oregon State (J 4)	1 six times	Blocked Shots	6 at BYU (D 13)	0 five times
22 vs. CS Northridge (N 30)	9 vs. Stanford (F 19)	Turnovers	29 at Washington (J 8)	9 at Oregon (M 4)
33 vs. Washington (F 5)	13 vs. Cal State Fullerton (D 9)	Fouls	30 at Arizona State (F 14)	13 at Fresno State (D 19)

# 2003•2004 Statistics

## USC/OPPONENT GAME•BY•GAME

note: game totals are displayed in the format USC/OPPONENT for each category

OPPONENT	1st	2nd	Score	Mar	Total FG	FG Pct	3FG	3FG Pct	FT	FT Pct	Reb.	Mar	AST	T O	BL	Steal	Fouls
at Western Michigan	38/39	27/44	65-83	(18)	24-56/28-58	.429/.483	9-20/7-24	.450/.292	8-10/20-22	.800/.909	32/34	(2)	10/24	17/12	4/3	6/10	23/14
CSNORTHBRIDGE	39/31	36/38	75-69	+6	24-52/24-60	.462/.400	7-22/5-24	.318/.208	20-25/16-28	.800/.571	35/32	+3	16/13	22/18	3/1	6/10	22/21
UNLV	39/41	36/34	83-92	(9)	32-78/32-57	.410/.561	1-23/13-26	.043/.500	18-27/15-25	.667/.600	44/37	+7	14/18	14/20	1/3	9/6	22/23
at Saint Mary's	36/44	41/33	84-83	+1	35-70/26-62	.500/.419	5-19/7-27	.263/.259	9-12/24-39	.750/.615	42/40	+2	12/14	19/18	4/2	9/7	26/17
CS FULLERTON	35/33	43/45	96-90	+6	32-66/33-62	.485/.532	7-27/14-24	.259/.583	25-32/10-12	.781/.833	30/36	(6)	20/18	10/21	3/3	11/7	13/24
atBYU	31/45	30/40	61-85	(24)	26-57/27-51	.456/.529	5-20/12-24	.250/.500	4-14/19-30	.286/.633	31/38	(7)	14/21	19/19	1/6	13/5	23/17
at Fresno State	24/32	41/30	65-62	+3	23-55/20-48	.418/.417	11-25/7-18	.440/.389	8-15/15-21	.533/.714	31/36	(5)	17/13	13/17	1/5	10/6	17/13
CALPOLY	44/41	34/52	78-93	(15)	31-75/29-60	.413/.483	3-22/8-18	.136/.444	13-25/27-33	.520/.818	36/45	(9)	14/9	13/19	6/1	12/7	22/18
LAFAYETTE	46/28	35/31	81-59	+22	29-70/22-66	.414/.333	5-18/7-29	.278/.241	18-22/8-11	.818/.727	48/39	+9	10/13	12/18	4/4	14/7	16/19
OREGON	33/49	41/43	74-92	(18)	24-60/33-64	.400/.516	8-26/14-23	.308/.609	18-23/12-20	.783/.600	36/39	(3)	13/19	17/15	5/2	10/9	17/21
OREGON STATE	42/41	49/41	91-82	+9	31-59/27-61	.525/.443	8-20/4-14	.400/.286	21-30/24-27	.700/.889	35/32	+3	18/11	15/17	10/0	9/10	21/21
at Washington	40/26	48/54	88-80	+8	29-66/26-64	.439/.406	3-13/10-28	.231/.357	27-39/18-25	.692/.720	37/47	(10)	15/21	20/29	2/3	17/5	24/27
at Washington State	40/37	21/39	61-76	(15)	23-52/25-43	.442/.581	9-19/2-12	.474/.167	6-11/24-28	.545/.857	16/35	(19)	12/17	10/14	1/0	3/2	20/15
ARIZONA	48/43	51/47	99-90	+9	34-65/26-63	.523/.413	8-17/8-30	.471/.267	23-29/30-37	.793/.811	42/26	+16	14/12	20/18	3/3	14/6	26/24
ARIZONA STATE	48/45	37/55	85-100	(15)	26-67/30-49	.388/.612	6-24/10-14	.250/.714	27-37/30-38	.730/.789	37/32	+5	12/22	11/14	5/0	8/6	24/25
at California	28/31	34/32	62-63	(1)	24-58/24-50	.414/.480	7-17/7-18	.412/.389	7-18/8-14	.389/.571	36/31	+5	16/18	14/19	1/2	10/6	16/16
atStanford	34/28	33/49	67-77	(10)	22-49/29-55	.449/.527	7-16/4-12	.438/.333	16-25/15-25	.640/.600	26/38	(12)	12/17	16/19	2/5	12/6	22/21
UCLA	44/24	32/45	76-69	+7	29-57/25-56	.509/.446	8-21/5-19	.381/.263	10-22/14-19	.455/.737	35/34	+1	12/18	14/18	2/0	9/4	14/18
WASHINGTON	37/43	45/50	82-93	(11)	26-60/28-53	.433/.528	6-20/7-20	.300/.350	24-36/30-46	.667/.652	40/35	+5	10/15	21/17	2/1	10/6	33/24
WASHINGTON ST.	18/26	33/34	51-60	(9)	18-48/19-42	.375/.452	7-21/6-17	.333/.353	8-20/16-21	.400/.762	31/26	+5	13/11	15/10	4/0	4/7	19/18
at Arizona	40/39	30/58	70-97	(27)	23-66/33-63	.348/.524	7-25/6-19	.280/.316	17-30/25-27	.567/.926	38/40	(2)	15/20	21/19	2/4	9/12	21/21
at Arizona State	43/32	31/42	93-84	+9	26-62/26-70	.419/.371	9-21/10-27	.429/.370	32-40/22-30	.800/.733	47/41	+6	18/19	14/14	2/3	6/3	28/30
STANFORD	36/28	31/48	67-76	(9)	24-61/28-57	.393/.491	8-28/7-19	.286/.368	11-16/13-16	.688/.813	32/37	(5)	13/15	9/11	5/2	5/2	16/15
CALIFORNIA	30/32	40/28	70-60	+10	22-53/24-65	.415/.369	10-23/3-14	.435/.214	16-21/9-22	.762/.409	38/44	(6)	13/8	18/14	8/1	7/12	15/19
UCLA	38/30	27/35	78-77	+1	28-68/29-64	.412/.453	6-28/6-14	.214/.429	16-21/13-21	.762/.619	41/39	+2	14/13	12/12	1/1	3/4	18/19
at Oregon	39/33	31/42	70-75	(5)	24-57/25-60	.421/.417	10-34/11-29	.294/.379	12-20/14-20	.600/.700	38/34	+4	13/18	16/9	4/2	6/6	16/19
at Oregon State	34/19	29/41	63-60	+3	28-60/18-59	.467/.305	5-24/7-20	.208/.350	2-5/17-21	.400/.810	38/40	(2)	13/11	16/16	5/2	8/8	18/14
vs. Arizona	36/40	40/39	76-79	(3)	29-80/23-58	.363/.397	6-28/5-18	.214/.278	12-21/28-36	.571/.778	48/50	(2)	10/14	10/17	2/4	9/5	25/20

# 2003•2004 Statistics

## POINTS • REBOUNDS • ASSISTS

<u>Opponent</u>	<u>Date</u>	<u>Score</u>	<u>WL</u>	00 <u>MOORE</u>	02 <u>CURTIS</u>	03 <u>STEWART,L.</u>	04 <u>GUENTHER</u>	05 <u>MCMILLAN</u>	10 <u>OLIVER</u>	21 <u>O'NEIL</u>	22 <u>CRAVEN,E.</u>	23 <u>STEWART,R.</u>
at Western Michigan	11/21/03	65-83	L	DNP	5-1-2	12-4-0	DNP	8-3-2	DNP	15-8-1	3-1-2	10-2-1
CS NORTHRIDGE	11-30-03	75-69	W	DNP	6-6-0	7-2-2	DNP	13-9-2	DNP	8-1-0	9-1-1	0-1-3
UNLV	12-03-03	83-92	L OT	DNP	0-2-0	6-2-2	DNP	20-11-3	DNP	15-6-1	17-3-1	2-5-1
at Saint Mary's	12-06-03	84-83	W OT	DNP	4-7-0	13-3-1	DNP	16-11-1	DNP	3-6-1	7-6-4	6-1-4
CS FULLERTON	12-9-03	96-90	W OT	DNP	0-1-1	5-3-1	DNP	22-8-1	DNP	21-3-2	16-3-6	0-2-0
at BYU	12/13/03	61-85	L	DNP	0-1-0	1-3-0	DNP	10-8-3	DNP	10-2-0	9-6-6	14-2-2
at Fresno State	12/19/03	65-62	W	DNP	DNP	19-5-2	DNP	7-14-1	0-0-0	10-2-0	7-1-7	0-0-3
CAL POLY	12-22-03	78-93	L	DNP	DNP	14-4-2	DNP	10-12-1	2-3-0	0-3-0	13-5-0	3-1-2
LAFAYETTE	12-28-03	81-59	W	DNP	DNP	10-8-0	DNP	18-8-1	2-4-0	9-9-0	6-2-3	11-5-4
OREGON	1-2-04	74-92	L	DNP	DNP	10-2-0	7-2-0	14-9-2	0-1-0	10-5-1	10-2-3	8-3-3
OREGON STATE	1-4-04	91-82	W	DNP	DNP	19-2-1	7-3-2	10-11-5	0-0-0	18-0-1	9-2-3	10-6-3
at Washington	01/08/04	88-80	W	DNP	DNP	9-2-3	10-4-1	10-7-1	DNP	7-3-0	20-4-3	14-3-4
at Washington State	1/10/04	61-76	L	DNP	2-0-0	0-1-0	0-3-1	11-2-0	DNP	5-3-1	12-3-3	7-0-5
ARIZONA	01/15/04	99-90	W	DNP	0-5-0	DNP	11-11-1	10-6-0	2-2-2	0-1-0	16-1-5	8-2-1
ARIZONA STATE	1-17-04	85-100	L	DNP	2-0-0	10-3-2	5-6-1	11-7-2	10-3-0	4-4-0	9-3-2	3-3-1
at California	1/22/04	62-63	L	DNP	0-2-0	0-0-0	3-3-1	12-11-6	1-2-0	7-2-0	5-2-1	6-4-1
at Stanford Cardinal	1/24/04	67-77	L	DNP	10-4-0	13-3-0	4-4-1	2-7-2	0-0-0	5-2-1	8-0-0	0-0-3
at UCLA	01/28/04	76-69	W	DNP	10-7-0	0-0-0	4-4-0	6-5-1	0-0-0	0-3-0	18-4-4	2-2-2
WASHINGTON	02/05/04	82-93	L	0-0-0	9-7-0	4-5-0	4-5-1	0-1-0	0-0-0	12-3-0	8-2-1	6-2-2
WASHINGTON ST.	2-7-04	51-60	L	DNP	6-1-0	2-1-3	0-1-1	4-3-1	2-4-1	5-4-0	10-4-2	2-0-1
at Arizona	2/12/04	70-97	L	0-1-0	3-1-0	7-3-4	17-9-0	13-5-2	DNP	5-3-3	8-1-1	2-4-2
at Arizona State	02-14-04	93-84	W OT	DNP	4-6-2	3-0-1	10-13-2	15-11-0	2-2-0	3-1-0	26-2-0	0-4-4
STANFORD	02/19/04	67-76	L	DNP	0-0-0	6-3-3	4-2-1	21-13-0	0-0-0	14-2-2	7-4-2	0-0-0
CALIFORNIA	02/21/04	70-60	W	DNP	0-0-1	20-1-0	9-4-1	0-10-0	DNP	16-12-2	9-2-6	0-1-1
UCLA	02/25/04	78-77	W OT	DNP	0-1-0	6-2-1	0-3-0	19-18-0	0-0-0	11-6-0	7-5-6	DNP
at Oregon	03-04-04	70-75	L	DNP	6-3-0	8-1-0	0-0-0	13-15-1	0-0-0	10-2-2	DNP	0-1-3
at Oregon State	03/06/04	63-60	W	DNP	0-0-0	12-3-2	2-3-0	2-4-1	2-2-1	5-6-1	12-6-7	4-5-0
v.s. ARIZONA	03-11-04	76-79	L	DNP	0-0-1	20-5-1	10-10-0	13-13-2	0-1-0	5-3-0	18-7-1	0-1-0

<u>Opponent</u>	<u>Date</u>	<u>Score</u>	<u>WL</u>	24 <u>CRAVEN,D</u>	32 <u>CHANG</u>	33 <u>FARMER</u>	34 <u>BUCK</u>	40 <u>GAUDINO</u>	44 <u>DAY</u>
at Western Michigan	11/21/03	65-83	L	0-2-1	DNP	12-5-0	DNP	DNP	0-2-1
CS NORTHRIDGE	11-30-03	75-69	W	6-2-6	DNP	26-8-2	DNP	DNP	DNP
UNLV	12-03-03	83-92	L OT	11-4-4	DNP	12-4-2	DNP	DNP	0-0-0
at Saint Mary's (CA)	12-06-03	84-83	W OT	16-1-0	DNP	19-3-1	DNP	DNP	DNP
CS FULLERTON	12-9-03	96-90	W OT	11-3-7	DNP	18-2-2	DNP	DNP	3-0-0
at BYU	12/13/03	61-85	L	6-1-1	DNP	8-3-2	DNP	DNP	3-0-0
at Fresno State	12/19/03	65-62	W	3-3-3	DNP	19-1-1	0-0-0	DNP	0-0-0
CAL POLY	12-22-03	78-93	L	7-3-6	DNP	29-2-3	0-1-0	DNP	0-0-0
LAFAYETTE	12-28-03	81-59	W	0-3-0	0-1-0	23-7-2	2-0-0	0-0-0	DNP
OREGON	1-2-04	74-92	L	0-1-3	DNP	15-8-1	DNP	DNP	DNP
OREGON STATE	1-4-04	91-82	W	4-2-1	DNP	14-5-2	0-0-0	DNP	DNP
at Washington	01/08/04	88-80	W	5-2-1	DNP	13-10-2	DNP	DNP	DNP
at Washington State	1/10/04	61-76	L	2-0-1	DNP	22-4-1	0-0-0	DNP	DNP
ARIZONA	01/15/04	99-90	W	12-1-3	DNP	40-7-2	DNP	DNP	DNP
ARIZONA STATE	1-17-04	85-100	L	5-1-3	DNP	26-3-1	DNP	DNP	DNP
at California	1/22/04	62-63	L	11-2-3	DNP	17-3-4	DNP	DNP	DNP
at Stanford Cardinal	1/24/04	67-77	L	6-2-2	DNP	19-2-3	DNP	DNP	DNP
at UCLA	01/28/04	76-69	W	8-3-3	DNP	28-6-2	DNP	DNP	DNP
WASHINGTON	02/05/04	82-93	L	8-6-5	DNP	31-6-1	0-0-0	DNP	DNP
WASHINGTON ST.	2-7-04	51-60	L	3-0-3	DNP	17-9-1	DNP	DNP	DNP
at Arizona	2/12/04	70-97	L	2-3-0	DNP	11-4-3	2-0-0	DNP	DNP
at Arizona State	02-14-04	93-84	W OT	5-2-5	DNP	25-4-4	DNP	DNP	DNP
STANFORD	02/19/04	67-76	L	4-3-3	DNP	11-2-2	DNP	DNP	DNP
CALIFORNIA	02/21/04	70-60	W	8-2-2	DNP	8-4-0	DNP	DNP	DNP
UCLA	02/25/04	78-77	W OT	7-1-4	DNP	28-3-3	DNP	DNP	DNP
at Oregon	03-04-04	70-75	L	8-6-4	DNP	25-5-3	DNP	DNP	DNP
at Oregon State	03/06/04	63-60	W	DNP	DNP	24-5-1	DNP	DNP	DNP
v.s. ARIZONA	03-11-04	76-79	L	6-1-5	DNP	4-3-0	DNP	DNP	DNP