



SOUTH ALABAMA FOOTBALL

5 BOWL GAMES | 5 NFL DRAFT PICKS | 15 ALL-AMERICANS | 118 ALL-SBC SELECTIONS | 41 SBC PLAYERS OF THE WEEK

GAME		OCT. 4, 2025 TROY, ALA. VETERANS MEMORIAL STADIUM (30,000)	
6		at	
SOUTH ALABAMA		TROY	
RANKINGS CFP: N/A AP: NR COACHES: NR Record: 1-4, 0-1 SBC Last Game: at North Texas, L, 36-22 (9/27/25) Head Coach: Major Applewhite Season at South Alabama: 2nd Record at South Alabama: 8-10 Season as a Head Coach: 4th Career Record: 23-21		RANKINGS CFP: N/A AP: NR COACHES: NR Record: 2-2, 0-0 SBC Last Game: at Buffalo, W, 21-17 (9/20/25) Head Coach: Gerad Parker Season at Troy: 3rd Record at Troy: 6-10 Season as a Head Coach: 3rd Career Record: 6-16	
STATISTICAL COMPARISON			
25.2	Points / Game	20.5	
31.8	Points Allowed / Game	23.0	
190.0	Rush Yards / Game	138.2	
192.8	Pass Yards / Game	160.3	
382.8	Total Offense / Game	298.5	
361.2	Total Defense / Game	318.2	
SERIES HISTORY vs. Troy: Troy leads 9-4 In Mobile: Troy leads 5-2 In Troy: Troy leads 4-2 Last Meeting: W, 25-9 (10/15/24) Current Streak: South Alabama W1		RADIO: Jags Radio Network Play-By-Play: JT Crabtree Analyst: Charlie Harrison Sideline: Pat Greenwood TV: ESPN+ Play-By-Play: Will Kollmeyer Analyst: Ben Stanfield Sideline: Junior Louissaint	

COUNTDOWN TO KICKOFF

BATTLE FOR THE BELT

South Alabama and Troy play annually in the Battle for the Belt. While Troy holds a 9-4 series lead in the rivalry, South Alabama defeated the Trojans in 2024 by a score of 25-9 to win back the belt for the first time since 2017.

GO BACK-TO-BACK

With the belt in its possession for the first time since 2017, the Jaguars will be looking to defeat the Trojans in back-to-back seasons for the first time since 2014-15. The Jaguars defended their home field in 2014 by beating Troy 27-13, then visited the Trojans and earned a 24-18 victory the next year in 2015. If South Alabama is able to secure a victory Saturday night, it will be the team's first victory at Veterans Memorial Stadium since 2017.

SUN BELT ROAD OPENER

Saturday's rivalry game will serve as South's first conference road game of the season. The Jags have won two of their last three conference road openers, including a 48-14 victory over App State last season.

COLLEGE PRESSBOX

Collegepressbox is the official media website for Division I football. Access and download game notes, quotes, statistics, media guides, headshots, logos and more for all FBS schools, conferences, postseason games, awards and the College Football Playoff. For access, please register for an account at collegepressbox.com/register.

SOUTH ALABAMA 2025 SCHEDULE

DATE	OPPONENT	TIME/RESULT	TV
A 30	MORGAN STATE	W, 38-21	ESPN+
S 6	TULANE	L, 33-31	ESPN+
S 13	at Auburn	L, 31-15	SEC Network
S 20	COASTAL CAROLINA*	L, 38-20	ESPN+
S 27	at North Texas	L, 36-22	ESPNU
O 4	at Troy*	6 p.m.	ESPN+
O 14	ARKANSAS STATE*	6:30 p.m.	ESPN2
O 23	at Georgia State*	6:30 p.m.	ESPN2
N 1	LOUISIANA*	TBA	TBA
N 15	at ULM*	TBA	TBA
N 22	SOUTHERN MISS	TBA	TBA
N 29	at Texas State*	TBA	TBA

*Sun Belt Conference Game
(All times Central)

TROY 2025 SCHEDULE

DATE	OPPONENT	TIME/RESULT	TV
A 30	NICHOLLS	W, 38-20	ESPN+
S 6	at Clemson	L, 27-16	ACC Network
S 13	MEMPHIS	L, 28-7	ESPNU
S 20	at Buffalo	W 21-7	ESPN+
O 4	SOUTH ALABAMA*	6 p.m.	ESPN+
O 11	at Texas State*	TBA	TBA
O 18	at ULM*	TBA	TBA
O 25	LOUISIANA*	TBA	TBA
N 1	ARKANSAS STATE*	TBA	TBA
N 13	at Old Dominion*	ESPN 6:30 p.m.	
N 22	GEORGIA STATE*	TBA	TBA
N 29	at Southern Miss*	TBA	TBA

*Sun Belt Conference Game
(All times Central)

BY THE NUMBERS

5

Running back Kentrel Bullock currently leads the Sun Belt Conference in rushing touchdowns with five on the season. Bullock has scored 16 career touchdowns at South Alabama, which is the fifth-most in school history.

35

After making 13 career tackles through his first three seasons, safety Christopher Wallace Jr. has made 35 tackles in 2025 and currently leads the team in that category. Wallace's 35 tackles are the sixth-most in the Sun Belt Conference.

457

Wide receiver Devin Voisin's 457 receiving yards currently rank second in the Sun Belt Conference and eighth in all of college football.

MEDIA / PRACTICE SCHEDULE: GAME 6 (SUBJECT TO CHANGE)

MONDAY	TUESDAY	WEDNESDAY	THURSDAY	FRIDAY	SATURDAY	SUNDAY
PRACTICE CLOSED	PRACTICE CLOSED	PRACTICE: 8:30-10:30 a.m.	PRACTICE CLOSED	PRACTICE CLOSED	GAME DAY	NO MEDIA AVAILABILITY
-Sun Belt Coaches Call Major Applewhite: 12 pm	No Media Availability	-Post-practice interviews by request	No Media Availability	No Media Availability	-South Alabama at Troy - 6 p.m. CT	
-Weekly Presser with Major Applewhite, Paul Petrino & Will Windham immediately following the SBC Zoom					-Postgame presser with Coach Applewhite and selected players	

SOUTH ALABAMA STRATEGIC COMMUNICATIONS

Primary Contact:
Tyler Roper - (801) 518-7941
roper@southalabama.edu

Secondary Contact:
Seth Whitehouse - (435) 850-9165
sethwhitehouse@southalabama.edu

CREDENTIALS

Credentials for South Alabama Football games must be submitted through the credential request portal at USAJaguars.com. This can be found by navigating to the football page, then selecting the media drop-down menu.

Credentials should be requested by Wednesday of the game week for a Saturday game. Credentials can be picked up at the ticket booth on the south side of Hancock Whitney Stadium.

No credentials will be issued to freelance photographers/ videographers. Nobody under the age of 18 will be issued a media credential.

The South Alabama strategic communications office reserves the right to approve or deny credential requests at its discretion.

FIELD ACCESS

Media credentials must be visible in order to gain access to the field. All members of the media must have a working purpose in order to be on the sidelines.

Members of the media should never enter the field of play, or the bench area of either the home or visiting team (between the 25-yard lines).

The South Alabama locker room is closed at all times to members of the media.

PHOTOGRAPHERS/VIDEOGRAPHERS

Only photographers/videographers shooting for accredited media outlets will be issued credentials.

Photographers/videographers with a media credential are not permitted to shoot between the 25-yard lines. Photographers/ videographers may not shoot on the playing field until the conclusion of the game, and must stay off the field during pregame activities.

Photographers and videographers are considered working members of the media and must refrain from communicating with players, coaches or game officials.

Failure to follow any of these rules may result in immediate dismissal from the stadium.

POST GAME INTERVIEWS

After a cooling off period, selected players and coaches will be made available to members of the media in a postgame press conference. Interview requests will be taken late in the game and every effort will be made to ensure that requested players are available. Requested players and coaches will be accompanied by a South Alabama strategic communications staff member to the designated interview area (the officials locker room under the northwest corner of the stadium).

There will be no media interviews conducted on the field, except for the television network that is broadcasting the game.

Student-athletes who are injured will not be allowed to participate in post-game media interviews.

The South Alabama locker room is closed at all times to members of the media.

Visiting team postgame media availability will be coordinated through the visiting team's communications staff.

Not conforming to any of the above listed guidelines may result in the loss of credentials for future games.

PRACTICES

The South Alabama strategic communications staff encourages coverage of Jaguar Football in addition to game day. The team's practice schedule and availability will be communicated weekly. Please contact the South Alabama strategic communications office in advance if you plan on attending a practice session.

Certain South Alabama Football practices are open to credentialed members of the media for viewing on the condition that media in attendance do not report on any injuries that take place during practice. Media must also refrain from reporting on any players who do not participate in practice due to injury or any other reason.

Media wishing to report on injuries or players who do not practice must ask Coach Applewhite for a comment on said players during his media availability. If Coach Applewhite chooses not to comment on the player in question, no reporting may take place.

Media who fail to comply with this policy run the risk of losing access to practices.

INTERVIEWS

In-person interviews with members of the coaching staff and student-athletes can be arranged by contacting Tyler Roper at or Seth Whitehouse. Interviews with student-

athletes must be arranged in advance through the media relations office. Players are generally available immediately following practice

Phone interviews are also available, but will be arranged around the student-athlete's class and practice schedules. Student-athletes' phone numbers are not available under any circumstance. All phone interview requests must be made 24 hours prior.

MEDIA MEMBERS SHOULD NEVER CONTACT STUDENT-ATHLETES DIRECTLY AT ANY TIME. Student-athletes have been instructed to immediately terminate any contact initiated by a member of the media.

WEEKLY PRESS CONFERENCE

South Alabama conducts a weekly press conference on Mondays in the team room of the Jaguar Football Facility.

Head coach Major Applewhite, along with both offensive coordinator Paul Petrino and defensive coordinator Will Windham, will address the media at 12:30 p.m. CT

SUN BELT TELECONFERENCE

The 14 Sun Belt Conference coaches will be featured on a weekly teleconference each Monday from 10:30 a.m.-12:08 p.m. (CT). Major Applewhite's time slot is 12:01 - 12:08 p.m. CT. Please contact Tyler Roper or Seth Whitehouse to receive the zoom link.

REFERENCES

When referencing South Alabama please use:

- South Alabama
- South
- USA

Please DO NOT use:

- South AL
- South Bama
- Southern Alabama

Proper abbreviaions include:

- USA
- S. Alabama



NUMERICAL ROSTER

NO	PLAYER	POS	HT	WT	YR	HOMETOWN / PREVIOUS SCHOOL / HIGH SCHOOL
0	Christopher Wallace Jr.	S	5-11	198	Sr.	Mobile, Ala. / Mary G. Montgomery HS
1	Wesley Miller	R-Jr.	5-11	193	R-Jr.	Columbia, Miss. / Heritage Academy / Mississippi State
1	Devin Voisin	WR	5-10	187	Grad.	Crestview, Fla. / Crestview HS
2	Jayvon Henderson	CB	5-10	190	R-Jr.	Auburn, Ga. / Mill Creek HS / East Tennessee State
2	Miller McCrumby	TE	6-3	234	Sr.	Mount Pleasant, Texas / Mount Pleasant HS / Arkansas State
3	Kentrel Bullock	RB	5-10	205	Sr.	Columbia, Miss. / Columbia HS / Ole Miss
3	Tywon Wray Jr.	S	6-0	198	R-So.	Atlanta, Ga. / Campbell HS / Oklahoma State
4	Kohl Bradley	S	6-0	193	Fr.	Lucedale, Miss. / George County HS
4	Bishop Davenport	QB	6-2	210	R-Jr.	Spring, Texas / Spring HS / Utah State
6	Nehemiah Chandler	CB	6-2	185	R-Fr.	Jacksonville, Fla. / Wakulla HS / Georgia Tech
6	Micah Woods	WR	6-0	190	R-Sr.	Birmingham, Ala. / Pinson Valley HS / Buffalo
7	Ty Goodwill	S	6-2	200	So.	Pirchard, Ala. / Faith Academy
7	Jared Hollins	QB	6-4	215	R-Fr.	Semmes, Ala. / Mary G. Montgomery HS
8	Mike Harris	S	5-11	173	R-Sr.	Phenix City, Ala. / Central HS / Baylor
8	Zach Pyron	QB	6-3	230	R-Jr.	Pinson, Ala. / Pinson Valley HS / Georgia Tech
9	Jeremy Scott	WR	6-3	208	R-Fr.	Jackson, Miss. / Callaway HS
9	Emmanuel Waller	DL	6-3	267	Jr.	Birmingham, Ala. / Oak Mountain HS / UAB
10	Dalton Hughes	LB	6-3	227	Sr.	Tupelo, Miss. / Tupelo HS
10	Saivion Kenon	CB	5-10	180	So.	Havana, Fla. / Gadsden County HS / Coffeyville CC
10	Noah Toster	WR	6-4	189	R-So.	Apex, N.C. / Apex Friendship HS / Chowan
11	Anthony Brown	S	6-0	189	R-Jr.	Detroit, Mich. / Milan HS / Arkansas / Purdue
11	Anthony Eager	WR	6-1	182	R-So.	Mobile, Ala. / McGill-Toolen HS
12	Brendan Jenkins	WR	5-11	194	Jr.	Hoschton, Ga. / Mill Creek HS / Samford
13	David Houston III	S	6-0	182	So.	Austin, Texas / McCallum HS / Butler CC
13	Jeremiah Jones-Thomas	WR	5-9	168	Fr.	Crawfordville, Fla. / Gadsden County HS
14	Cole Blaylock	S	6-0	191	R-So.	Mobile, Ala. / UMS-Wright
14	Maddox Lynch	TE	6-3	245	Fr.	Vicksburg, Miss. / Warren Central HS
15	Chrystyle Caldwell	LB	6-1	234	R-Jr.	Elba, Ala. / Elba HS
15	Chris Holifield Jr.	RB	5-8	187	R-Sr.	Mobile, Ala. / LeFlore HS / Pearl River CC
16	Brian Dillard	S	6-2	199	R-Sr.	Ocala, Fla. / Lake Weir HS / West Georgia
16	Bubba Thompson	QB	6-2	200	Fr.	Mobile, Ala. / McGill-Toolen HS
17	Jace Larsen	WR	6-0	173	R-So.	New Orleans, La. / Jesuit HS
17	Dallas Young	S	6-0	198	R-So.	Gardendale, Ala. / Gardendale HS / Arkansas
18	RJ Moss Jr.	DL	6-3	273	R-So.	Biloxi, Miss. / Biloxi HS
18	Keyshawn Woodyard	WR	6-1	202	R-Sr.	Mobile, Ala. / UMS-Wright Preparatory School
19	Rod Gibbs	TE	6-4	251	Jr.	Atlanta, Ga. / Westlake HS / Hutchinson CC
19	Deuce Vance	CB	5-10	180	Fr.	Hattiesburg, Miss. / Hattiesburg HS
20	Tirrell Johnson Jr.	LB	6-2	248	R-Jr.	Wynne, Ark. / Wynne HS / Harding
21	Keenan Phillips	RB	5-10	188	So.	Bainbridge, Ga. / Bainbridge HS / Georgia Military College
22	Caleb Dozier	LB	6-2	239	R-Fr.	Dothan, Ala. / Headland HS / Georgia Tech
22	PJ Martin	RB	5-10	202	R-So.	New Orleans, La. / De La Salle HS
23	Cube Gurley	CB	6-1	185	R-Fr.	New Orleans, La. / St. Augustine Catholic HS
24	Damyron Darby	S	5-11	181	So.	Bassfield, Miss. / Jefferson Davis County HS
24	Julyon Jordan	RB	5-9	177	Fr.	Guntersville, Ala. / Guntersville HS
25	Trae'von Dunbar	RB	5-10	209	R-Fr.	Graniteville, S.C. / Midland Valley HS / West Virginia
25	Tre'Mon Henry	LB	6-1	234	R-So.	Columbus, Ga. / Carver HS / Southern Miss
26	Parker Shattuck	LB	6-1	219	So.	LaGrange, Ga. / LaGrange HS
27	Tylen Campbell	WR	5-10	179	R-Jr.	Jackson, Ala. / Jackson HS / North Alabama
27	IBK Mafe	LB	6-0	250	R-Sr.	Blaine, Minn. / Blaine HS / St. Thomas
28	Darius McKenzie	LB	6-2	230	R-Sr.	Ottawa, Ontario / Clearwater Academy International / Maine
29	Kaleb Jackson	S	5-8	180	R-So.	Bessemer, Ala. / Hoover HS
30	Achilles Woods	DL	6-3	289	R-Fr.	Decatur, Ala. / Austin HS
31	Dashaun Caffee	S	5-7	163	R-Fr.	Prattville, Ala. / Stanhome Elmore HS
32	Blayne Myrick	LB	6-3	226	R-Jr.	Fairhope, Ala. / Fairhope HS
33	Davaris Pilcher	CB	6-0	188	R-Sr.	Greenwood, Miss. / Greenville Christian / Coahoma CC
34	Andre Spence	RB	5-9	224	Fr.	Navarre, Fla. / Navarre HS
34	Bradley Thomas	CB	5-11	181	R-Jr.	Montgomery, Ala. / Saint James HS
35	Matthew Laseter	S	6-0	175	R-Fr.	Flowood, Miss. / Jackson Prep
35	Davis Little	K	6-0	177	R-Fr.	Suwanee, Ga. / South Forsyth HS
36	Hamilton DiBoyan	K	5-11	170	R-So.	Alpharetta, Ga. / Denmark HS
36	Micah McKay	S	5-9	178	So.	Pass Christian, Miss. / Pass Christian HS / Millsaps
38	Camden Lawson	S	5-11	186	R-Fr.	Mobile, Ala. / Mobile Christian
39	James Whatley	K/P	6-2	196	R-Fr.	Birmingham, Ala. / Oak Mountain HS / Georgia Tech
40	Aleksi Pulkkinen	P	6-4	220	Jr.	Helsinki, Finland / Vuosaari Luko
41	Tyler Carter	DL	6-4	288	R-Fr.	Vicksburg, Miss. / Vicksburg HS
42	Athony Zaccaro	LS	6-1	227	R-Sr.	Melville, N.Y. / St. Anthony's / Old Dominion
43	Jacob Porco	LB	5-11	211	R-Fr.	Birmingham, Ala. / Oak Mountain HS
44	William Felton IV	LB	6-1	229	R-Fr.	Pelham, Ala. / Pelham HS
44	Baxter Turner	LS	5-11	186	R-So.	Tibbie, Ala. / Saraland HS
45	Ed Smith IV	DL	6-3	296	R-Sr.	Tuscaloosa, Ala. / Central HS
46	Blayne Munson	P	5-11	198	Fr.	Mobile, Ala. / Baker HS
47	Donnie Arnold	LB	5-11	247	R-Fr.	Deatsville, Ala. / Stanhope Elmore HS

ALPHABETICAL ROSTER

NO	NAME	POS
52	Janier Armstead	DL
47	Donnie Arnold	LB
77	Kearius Bivens	OL
14	Cole Blaylock	S
71	Jaylen Booker	OL
78	Noah Boyd	OL
4	Kohl Bradley	S
11	Anthony Brown	S
98	Tre Brown	DL
3	Kentrel Bullock	RB
31	Dashaun Caffee	S
15	Chrystyle Caldwell	LB
27	Tylen Campbell	WR
88	Owen Carlson	TE
41	Tyler Carter	DL
6	Nehemiah Chandler	CB
24	Damyron Darby	S
4	Bishop Davenport	QB
79	Jordan Davis	QB
36	Hamilton DiBoyan	K
16	Brian Dillard	S
22	Caleb Dozier	LB
25	Trae'von Dunbar	RB
11	Anthony Eager	WR
44	William Felton IV	LB
84	Nate Forystek	TE
73	Daniel Foster-Allen	OL
19	Rod Gibbs	TE
65	DaShaun Gonzales	OL
7	Ty Goodwill	S
83	Jerrian Graham	WR
56	Adrian Griffin	OL
23	Cube Gurley	CB
70	Asher Hale	OL
8	Mike Harris	S
2	Jayvon Henderson	CB
25	Tre'Mon Henry	LB
15	Chris Holifield	RB
7	Jared Hollins	QB
13	David Houston III	S
72	Ethan Hubbard	OL
10	Dalton Hughes	LB
29	Kaleb Jackson	S
12	Brendan Jenkins	WR
91	Nathan Jennings	DL
69	Kenton Jerido	OL
76	Logan Joellenbeck	OL
54	Leavy Johnson	OL
99	Stephen Johnson	DL
20	Tirrell Johnson Jr.	LB
13	Jeremiah Jones-Thomas	WR
24	Julyon Jordan	RB
10	Saivion Kenon	CB
61	Julius Kidd	OL
17	Jace Larsen	WR
35	Matthew Laseter	S
38	Camden Lawson	S
53	Latrell Lett	LB
35	Davis Little	K
81	Brec Long	TE
14	Maddox Lynch	TE
27	IBK Mafe	LB
62	Ni Mansell	OL
22	PJ Martin	RB
51	Jordan May	DL
2	Miller McCrumby	TE
80	Hollis McDaniel	TE
36	Micah McKay	S
28	Darius McKenzie	LB
1	Wesley Miller	S
85	Ti Mims	WR
18	RJ Mos Jr.	DL

NUMERICAL ROSTER

NO	PLAYER	POS	HT	WT	YR	HOMETOWN / PREVIOUS SCHOOL / HIGH SCHOOL
47	Grant Rountree	LS	6-1	230	R-Fr.	Nashville, Tenn. / Wilson Central HS / Air Force
48	Jordan Williams	LB	6-2	223	R-So.	Fort Mitchell, Ala. / Russell County HS
51	Jordan May	OL	6-3	235	Jr.	Tallassee, Ala. / Tallassee HS
52	Janier Armstead	OL	6-2	267	R-So.	Carney's Point, N.J. / Penns Grove HS
53	Latrelle Lett	LB	5-10	247	Fr.	Mobile, Ala. / Baker HS
54	Leavy Johnson	OL	6-4	279	R-So.	Panama City, Fla. / Bay HS / Western Kentucky
55	Malachi Preciado	OL	6-2	294	R-Jr.	New Orleans, La. / Warren Easton HS / Purdue
56	Adrian Griffin	OL	6-4	290	R-So.	Pleasant Grove, Ala. / Pleasant Grove HS
57	Amaury Wiggins	OL	6-4	210	R-Sr.	Pensacola, Fla. / Pine Forest HS / Coffeyville CC / Arkansas
59	Sam Williams	OL	6-0	281	R-Sr.	Pascagoula, Miss. / Resurrection Catholic School
61	Julius Kidd	OL	6-2	262	R-Jr.	Mobile, Ala. / Davidson HS
62	Ni Mansell	OL	6-3	295	R-Jr.	Anderson, S.C. / Westside HS / Mercer / Soth Carolina
64	Jamal Siler	OL	6-4	304	R-Fr.	Elba, Ala. / Elba HS / Jacksonville State
65	DaShaun Gonzales	OL	6-3	311	R-So.	El Paso, Texas / Parkland HS / Oklahoma Panhandle State
66	Devin White	OL	6-2	290	Fr.	Tuscaloosa, Ala. / Northridge HS
68	Reese Osei-Wusu	OL	6-4	321	R-So.	Cypress, Texas / Bridgeland HS / Lamar
69	Kenton Jerido	OL	6-3	330	R-Jr.	Tuscaloosa, Ala. / Northridge HS
70	Asher Hale	OL	6-5	305	So.	Mobile, Ala. / St Paul's Episcopal School
71	Jaylen Booker	OL	6-5	284	R-Fr.	Jacksonville, Fla. / Trinity Christian Academy / Bethune-Cookman
72	Ethan Hubbard	OL	6-6	310	R-So.	Hoover, Ala. / Hoover HS / Duke
73	Daniel Foster-Allen	OL	6-5	290	R-Sr.	Mobile, Ala. / St. Paul's Episcopal School / Auburn
74	Brayden Ramey	OL	6-5	312	R-So	Ocala, Fla. / Trinity Catholic HS / Florida Atlantic
75	Damon Parr	OL	6-5	310	R-Jr.	Jacksonville, Ala. / Pleasant Valley HS
76	Logan Joellenbeck	OL	6-6	316	R-Fr.	Foley, Ala. / Foley HS
77	Kearius Bivens	OL	6-5	294	Fr.	Chatham, Ala. / Washington County HS
78	Noah Boyd	OL	6-3	286	Fr.	Moss Point, Miss / East Central HS
79	Jordan Davis	OL	6-5	305	R-Sr.	Fairburn, Ga. / Creekside HS / South Carolina
80	Hollis McDaniel	TE	6-3	224	R-So.	New Orleans, La. / Jesuit HS
81	Brec Long	TE	6-3	227	R-Jr.	Copan, Okla. / Sedan HS / Coffeyville CC
82	Trent Thomas	TE	6-5	254	R-So.	Mobile, Ala. / Cottage Hill HS
83	Jerrian Graham	WR	6-1	206	R-Fr.	Prichard, Ala. / Vigor HS
84	Nate Forystek	TE	6-4	263	R-Jr.	Green Bay, Wis. / Bay Port HS / North Dakota State
85	Ti Mims	WR	5-11	172	Fr.	Bay Minette, Ala. / Baldwin County HS
87	Trae Stevenson	WR	5-10	182	Fr.	Madison, Miss. / Germantown HS
88	Owen Carlson	TE	6-1	236	Fr.	Chelsea, Ala. / Chelsea HS / Myrtle Beach Collegiate
89	Nick Simmons	WR	5-9	169	Fr.	Gulf Breeze, Fla. / Pace HS
90	E'Mauri Smiley	DL	6-1	250	Fr.	Opelika, Ala. / Opelika HS
91	Nathan Jennings	DL	6-3	290	R-Fr.	Madison, Ala. / James Clemens HS
95	Johnathan Street	DL	6-1	299	R-Sr.	State Line, Miss. / Wayne County HS / Holmes CC
96	Dominic Wiseman	DL	6-2	300	R-Jr.	Davenport, Iowa / Davenport North HS / Iowa Western CC
97	Tyler Thomas	DL	6-5	259	R-So.	Mobile, Ala. / Cottage Hill HS / UAB
98	Tre Brown	DL	6-3	295	R-So.	Natchitoches, La. / Natchitoches Central HS / Texas Tech
99	Stephen Johnson	DL	6-3	324	R-So.	Fayettevill, Ga. / Whitewater HS / Auburn / McNeese

ALPHABETICAL ROSTER

NO	NAME	POS
46	Blayne Munson	P
32	Blayne Myrick	LB
68	Reese Osei-Wusu	OL
75	Damon Parr	OL
21	Keenan Phillips	RB
33	Davaris Pilcher	CB
43	Jacob Porco	LB
55	Malachi Preciado	OL
40	Aleksi Pulkkinen	P
8	Zach Pyron	QB
74	Brayden Ramey	OL
47	Grant Rountree	LS
9	Jeremy Scott	WR
26	Parker Shattuck	LB
64	Jamal Siler	OL
89	Nick Simmons	WR
90	E'Mauri Smiley	DL
45	Ed Smith IV	DL
34	Andre Spence	RB
87	Trae Stevenson	WR
95	Johnathan Street	DL
34	Bradley Thomas	CB
82	Trent Thomas	TE
97	Tyler Thomas	DL
16	Bubba Thompson	QB
10	Noah Toster	WR
44	Baxter Turner	LS
19	Deuce Vance	CB
1	Devin Voisin	WR
0	Christopher Wallace Jr.	S
9	Emmanuel Waller	DL
39	James Whatley	K/P
66	Devin White	OL
57	Amaury Wiggins	OL
59	Sam Williams	OL
48	Jordan Williams	LB
96	Dominic Wiseman	DL
30	Achilles Woods	DL
6	Micah Woods	WR
18	Keyshawn Woodyard	WR
3	Tywon Wray Jr.	S
17	Dallas Young	S
42	Anthony Zaccaro	LS

COACHING STAFF

HEAD COACH	Major Applewhite (Texas, '02)
------------	-------------------------------

ASSISTANT COACHES	
Will Windham (Mississippi State, '07)	Defensive Coordinator / Safeties
Paul Petrino (Carroll College, '89)	Offensive Coordinator / Receivers
Tre Williams (Auburn, '17)	Special Teams Coordinator / Outside Linebackers
Jason Washington (Texas State, '02)	Cornerbacks
Cameron Cleminson (Michigan State, '18)	Inside Linebackers
Kyle Skierski (UC Davis, '06)	Tight Ends
Jason Onyebuagu (Northern Illinois, '09)	Offensive Line
Broderick Fobbs (Gramblin State, '97)	Running Backs
Jerone Steckel (Eastern Illinois, '14)	Defensive Line
Zach Crisler (Arkansas State, 16)	Quarterbacks

ANALYSTS	
Doug Ruse (Northwest Missouri State '86)	Quality Control Analyst (Offense)
Eric Ponio (Arkansas, '17)	Quality Control Analyst (Special Teams)
Adam Mann (Huntigdon '19)	Quality Control Analyst (Defense)

DEPTH CHART

OFFENSE

LT	79	Jordan Davis	6-5	306	R-Sr.
	73	Daniel Foster-Allen	6-5	290	R-Sr.
LG	57	Amaury Wiggins	6-4	310	R-Sr.
	66	Devin White	6-2	290	Fr.
C	55	Malachi Preciado	6-2	294	R-Jr.
	56	Adrian Griffin	6-4	290	R-So.
RG	70	Asher Hale	6-5	305	So.
-or-	69	Kenton Jerido	6-3	330	R-Jr.
RT	72	Ethan Hubbard	6-6	310	R-So.
-or-	74	Brayden Ramey	6-5	312	R-So.
QB	4	Bishop Davenport	6-2	210	R-Jr.
	7	Jared Hollins	6-4	215	R-Fr.
-or-	8	Zach Pyron	6-3	230	R-Jr.
RB	3	Kentrel Bullock	5-10	205	Sr.
	22	PJ Martin	5-10	202	R-So.
TE	82	Trent Thomas	6-5	254	R-So.
-or-	2	Miller McCrumby	6-3	234	Sr.
-or-	19	Rod Gibbs	6-4	251	Jr.
WR	12	Brendan Jenkins	5-11	194	Jr.
-or-	6	Micah Woods	6-0	190	R-Sr.
WR	1	Devin Voisin	5-10	187	Grad.
	9	Jeremy Scott	6-3	208	R-Fr.
-or-	10	Noah Toster	6-4	189	R-So.
WR	11	Anthony Eager	6-1	182	R-So.
	13	Jeremiah Jones-Thomas	5-9	168	Fr.

DEFENSE

BANDIT	97	Tyler Thomas	6-5	259	R-So.
-or-	9	Emmanuel Waller	6-3	267	Jr.
NG	45	Ed Smith IV	6-3	296	R-Sr.
	99	Stephen Johnson	6-3	324	R-So.
DT	18	RJ Moss Jr.	6-3	273	R-So.
-or-	91	Nathan Jennings	6-3	290	R-Fr.
HUSKY	8	Mike Harris	5-11	173	R-Sr.
-or-	17	Dallas Young	6-0	198	R-So.
MIKE	32	Blayne Myrick	6-3	226	R-Jr.
-or-	10	Dalton Hughes	6-3	227	Sr.
STINGER	28	Darius McKenzie	6-2	230	R-Sr.
-or-	22	Caleb Dozier	6-2	239	R-Fr.
WOLF	20	Tirrell Johnson Jr.	6-2	248	R-Jr.
	25	Tre'Mon Henry	6-1	234	R-So.
FCB	24	Damyron Darby	5-11	181	So.
-or-	2	Jayvon Henderson	5-10	190	R-Jr.
ROVER	7	Ty Goodwill	6-2	200	So.
-or-	0	Christopher Wallace	5-11	198	Sr.
	3	Tywon Wray	6-0	198	R-So.
FS	1	Wesley Miller	5-11	193	R-Jr.
	14	Cole Blaylock	6-0	191	R-So.
-or-	11	Anthony Brown	6-0	189	R-Jr.
BCB	6	Nehemiah Chandler	6-2	185	R-Fr.
	16	Brian Dillard	6-2	199	R-Sr.

SPECIALISTS

PK	36	Hamilton DiBoyan	5-11	170	R-So.
-or-	35	Davis Little	6-0	177	R-Fr.
KOS	36	Hamilton DiBoyan	5-11	170	R-So.
-or-	35	Davis Little	6-0	177	R-Fr.
P	40	Aleksi Pulkkinen	6-4	220	Jr.
	39	James Whatley	6-2	196	R-Fr.
LS	42	Anthony Zaccaro	6-1	227	R-Sr.
-or-	44	Baxter Turner	5-11	186	R-So.
H	40	Aleksi Pulkkinen	6-4	220	Jr.
-or-	14	Cole Blaylock	6-0	191	R-So.
PR	1	Devin Voisin	5-10	187	Grad.
-or-	21	Keenan Phillips	5-10	188	So.
KR	21	Keenan Phillips	5-10	188	So.
or	6	Micah Woods	6-0	190	R-Sr.

ASSISTANT COACHES



Will Windham
DC / Safeties
Field




Paul Petrino
OC / Receivers
Field



Tre' Williams
ST Coord. / OLBs
Field



Jason Washington
Co-DC / Corners
Field



Cameron Cleminson
Inside Linebackers
Field



Kyle Skierski
Tight Ends
Field



Jason Onyebuagu
Offensive Line
Field



Broderick Fobbs
Running Backs
Field



Jerone Steckel
Defensive Line
Field



Zach Crisler
Quarterbacks
Field

PRONUNCIATION GUIDE

Janier Armstead	Juh-neer
Kearius Biven	Key-air-ee-us
Chrystyle Caldwell	Chris-style
Iverson Celestine	Sill-es-teen
Nehemiah Chandler	Nee-hem-eye-uh
Damyron Darby	Duh-meer-ee-un
Hamilton DIBOYAN	Dib-oye-in
Nate Forystek	Forest-ek
KENTON JERIDO	Ken-tun Jer-ih-doh
Logan Joellenbeck	Joll-in-beck
Saivion Kenon	Say-vee-on
Matthew Laseter	Lass-it-er
IBK Mafe	Moff-aye
Ni Mansell	Nigh
Ti Mims	Ty
Blayne Myrick	My-Rick
Reese Osei-Wusu	Oh-say woo-sue
Davaris Pilcher	Duh-Var-iss
Jacob Porco	Pork-oh
Malachi Preciado	Presh-ee-odd-oh
ALEKSI PULKKINEN	Pulk-in-en
Zach Pyron	Pie-rin
Brayden Ramey	Rame-ee
Noah Toster	Toaster
Devin VOISON	Voy-son
Tywon Wray	Taiwan Ray
Anthony ZACCARO	Zuh-Car-oh

THE APPLEWHITE FILE

Born	July 26, 1978
Hometown	Baton Rouge, La.
Wife	Julie
Children	Lila, Nash

PLAYING HISTORY

Year	School	Position
1998-2001	Texas	Quarterback

COACHING HISTORY

Year	School	Position
2003-04	Texas	Graduate Assistant
2005	Syracuse	Quarterbacks
2006	Rice	Offensive Coordinator/ QBs
2007	Alabama	Offensive Coordinator / QBs
2008-10	Texas	Running Backs
2011-12	Texas	Offensive Coordinator / RBs
2013	Texas	Offensive Coordinator / QBs
2015-16	Houston	Offensive Coordinator / QBs
2016-18	Houston	Head Coach
2019-20	Alabama	Analyst
2021-23	South Alabama	Offensive Coordinator / QBs
2024-pres.	South Alabama	Head Coach

YEAR-BY-YEAR RECORD

Year	School	Record
2016	Houston	0-1
2017	Houston	7-5
2018	Houston	8-5
2024	South Alabama	7-6
2025	South Alabama	1-4
at South Alabama:		8-10
Overall:		23-22

RESULTS AT SOUTH ALABAMA

2024: 7-6 (5-3, SBC)		
Aug. 31	North Texas	L, 38-52
Sept. 7	at Ohio	L, 20-27
Sept. 12	Northwestern State	W, 87-10
Sept. 19	at App State	W, 48-14
Sept. 28	at #14 LSU	L, 10-42
Oct. 5	at Arkansas State	L, 16-18
Oct. 15	Troy	W, 25-9
Oct. 26	ULM	W, 46-17
Nov. 2	Georgia Southern	L, 30-34
Nov. 16	at Louisiana	W, 24-22
Nov. 23	at Southern Miss	W, 35-14
Nov. 29	Texas State	L, 38-45
Dec. 14	vs. Western Michigan	W, 30-23
2025: 1-4 (0-1, SBC)		
Aug. 30	Morgan State	W, 38-21
Sept. 6	Tulane	L, 31-33
Sept. 13	at #24 Auburn	L, 15-31
Sept. 20	Coastal Carolina	L, 20-38
Sept. 27	at North Texas	L, 36-22



HEAD COACH | MAJOR APPLEWHITE

Major Applewhite was named the fourth head coach in the history of South Alabama Football on Jan. 18, 2024.

In his first season at the helm of the program, Applewhite led the Jaguars to a 7-6 record. The season ended just up the road in Montgomery, Ala. where South won the IS4S Salute to Veterans Bowl Championship by defeating Western Michigan by a score of 30-23. It was the program's second-straight bowl championship and Applewhite's first as a head coach. Applewhite became the first South Alabama head coach to make and win a bowl game in his first season with the team.

Under Applewhite's leadership in 2024, the Jags produced 11 All-Sun Belt Conference performers. Wide receiver Jamaal Pritchett and safety Jaden Voisin both earned First Team All-Conference recognition, with Pritchett becoming the third, 1,000-yard receiver South Alabama has produced since Applewhite became offensive coordinator in 2021. Pritchett was also invited to play in the 2025 Reese's Senior Bowl, held at South Alabama's Hancock Whitney Stadium.

Known for orchestrating explosive offenses, Applewhite's impact as head coach was noticeable from his very first game as the Jaguars quickly started breaking records. In the 2024 season opener against North Texas, quarterback Gio Lopez set the program's single-game record for total offense with 494 total yards on 432 yards passing and 62 yards rushing. A few weeks later, the Jags put up 87 points in a victory over Northwestern State, which was the most points scored by an FBS team since the 1991 college football season, and set a new program record. The Jags ended the year with the most rushing touchdowns in the Sun Belt Conference (32), and finished second in the league in total offense per game at 441.8 yards per contest.

In year one at South, Applewhite continued the trend of providing his players with professional opportunities. Wide receiver Jamaal Pritchett, tight end DJ Thomas-Jones, defensive lineman Wy'Kevious Thomas and wide receiver Jeremiah Webb all signed free agent contracts at the conclusion of the 2025 NFL Draft.

Before earning to promotion to head coach, Applewhite spent three seasons with the Jaguars as the team's offensive coordinator. South Alabama went 22-16 during those three years, including a 10-win season in 2022 and a 2023 campaign that resulted in the first bowl championship in school history.

One of the best offensive minds in all of college football, Applewhite has elevated South's offensive attack since arriving on campus. In his role as offensive coordinator and quarterbacks coach, Applewhite's star pupil at USA has been Carter Bradley, who became the winningest quarterback in program history and broke multiple school records along the way. Bradley received All-Sun Belt honorable mention recognition in 2023, and accepted invitations to both the Hula Bowl and Senior Bowl at season's end.

Under Applewhite's leadership, the 2023 Jaguar offense set a program record for points in a single season with 430 on the year. South Alabama scored 55 points or more in three games throughout the course of the season, including 59 in the team's win over Eastern Michigan in the 68 Ventures Bowl. That number set a program record for points against an FBS opponent. The Jags also scored 55 points in back-to-back wins over ULM and Southern Miss.

Applewhite settles into his new role at South Alabama having already spent two seasons as the head coach at Houston. In two seasons at the helm, Applewhite guided the Cougars to a record of 15-11 with two bowl game appearances. In his first season leading the program, UH defeated nationally-ranked South Florida during the regular season on the way to a 7-5 finish and an appearance in the Hawai'i Bowl. The Cougars then improved to 8-5 the next fall while earning an invitation to the Armed Forces Bowl.

Between stops at Houston and South Alabama, Applewhite spent two seasons as an analyst on Nick Saban's staff at Alabama. In 2020, he helped guide the Crimson Tide to a perfect 13-0 season and subsequent College Football Playoff National Championship. It was Applewhite's second of two stints at Alabama, his first coming in 2007 when he served as the program's offensive coordinator and quarterbacks coach.

From 2008-2013, Applewhite coached at his alma mater, Texas, in various roles. Starting as the program's assistant head coach working with the running backs in 2008, Applewhite was eventually elevated to offensive coordinator in 2011 and served in that capacity for three seasons with the Longhorns. While working for legendary head coach Mack Brown, Applewhite helped Texas win the 2008 Fiesta Bowl and make an appearance in the 2009 BCS National Championship game.

After starting his coaching career at Texas in 2003 as a graduate assistant, Applewhite went to Syracuse in 2005 as quarterbacks coach. Following a year in New York, he returned to the state of Texas to serve as the offensive coordinator and quarterbacks coach at Rice for the 2006 season.

Before transitioning into coaching, Applewhite played quarterback at Texas for four seasons. During his playing career, Applewhite was named Big 12 Freshman of the Year and the league's co-Offensive Player of the Year in 1999. In his final appearance for the Longhorns, he was named Most Valuable Player of the Holiday Bowl after throwing for 473 yards and four touchdowns in a four-point victory over Washington.

Applewhite owns a bachelor's degree in sport management from Texas. He resides in Mobile with his wife, Julie, and children, Lila and Nash.

“I want to make this our city’s team. I want to create an atmosphere here in our stadium where it’s full. Where people are here early, they’re loud, and they stay late. I want to see 50, 60 smokestacks coming up. I want to see the top of RV’s. I want to create a situation where this stadium represents our entire city.”

-Major Applewhite



RECORD AGAINST OPPONENTS

App State	1-0
Arizona	2-0
Arkansas State	0-1
Army	0-1
Auburn	0-1
Coastal Carolina	0-1
East Carolina	2-0
Fresno State	0-1
Georgia Southern	0-1
Louisiana	1-0
LSU	0-1
Memphis	0-2
Morgan State	1-0
Navy	2-0
North Texas	0-1
Northwestern State	1-0
Ohio	0-1
Rice	2-0
San Diego State	0-1
SMU	1-1
South Florida	2-0
Southern Miss	1-0
Temple	1-1
Texas Southern	1-0
Texas State	0-1
Texas Tech	0-2
Troy	1-0
Tulane	1-2
Tulsa	1-1
ULM	1-0
Western Michigan	1-0

POSTSEASON HISTORY

'16 Las Vegas Bowl*	vs. San Diego State	L, 10-34
'17 Hawaii Bowl*	vs. Fresno State	L, 27-33
'18 Armed Forces Bowl*	vs. Army	L, 14-70
'24 Salute to Veterans Bowl	vs. Western Michigan	W, 30-23

*while at Houston

SOUTH ALABAMA NOTES

ON THE BOARD

- Tight end Rod Gibbs scored the first touchdown of his career Saturday at North Texas on a one-yard pass from Bishop Davenport
- Gibbs' first-career score came on just the fourth reception of his career
- Wide receiver Micah Woods also recorded the first reception of his South Alabama career in Saturday's game against North Texas
- Woods' first reception helped the Jags convert a key third down late in the game against the Mean Green

JUMP ON IT!

- South Alabama currently ranks sixth in the nation with five fumble recoveries for defensive takeaways this season
- The Jaguars forced their first takeaway since week two against Tulane when they forced and recovered a fumble at North Texas
- Christopher Wallace Jr. recorded his first-career forced fumble and then linebacker Dalton Hughes jumped on the loose ball for his first-career fumble recovery

START FAST

- South Alabam's offense found the end zone on its opening drive against North Texas for the first time since week two against Tulane
- The Jaguars have scored points on their first drive of the game in four of five games. South kicked a field goal on its first drive against Auburn and scored touchdowns against Morgan State, Tulane and North Texas

CHRIS KILLING IT

- Safety Christopher Wallace Jr. has reset his career high in tackles on two seperate occasions this season
- Wallace first set a new career high against Auburn when he recorded eight tackles. All eight of his tackles against the Tigers were solo takedowns
- Wallace then set a new career high at North Texas with 13 total tackles on the day

SWEET HOME ALABAMA

- South Alabama will play six of its first-seven games this season in the state of Alabama
- Three of South's first-four games of the season will be played in the friendly confines of Hancock Whitney Stadium
- Despite having three road games in its first-seven weeks, two of those games (at Auburn and at Troy) will both be played in the Yellowhammer state
- Overall, eight of South's 12 games will be played in its home state

PRO JAGS

- South Alabama had multiple alumni make 53-man rosters to start the season:
- | | |
|-------------------|-----------------------|
| Darrell Luter Jr. | San Francisco 49ers |
| Jeremy Reeves | Washington Commanders |
| Jalen Tolbert | Dallas Cowboys |
| Corliss Waitman | Pittsburgh Steelers |

- Week 4 Rundown:
- Corliss Waitman punted three times with an average of 48.7 yards to help the Steelers beat the Vikings, 24-21
 - Jeremy Reaves tallied eight tackles, including four solo takedowns, in the Commanders' 34-27 loss to the Falcons
 - Darrell Luter Jr. made five tackles, including one tackle for loss, in the 49ers setback to the Jaguars on Sunday
 - Jalen Tolbert caught four passes for 61 yards for the Dallas Cowboys in the team's 40-40 tie against Green Bay
 - In addition to those who made an active roster, three former Jaguars also found their way onto NFL practice squads:

Jamaal Pritchett	New York Jets
Jamie Sherrif	Seattle Seahawks
Jeremiah Webb	New England Patriots

PRO POTENTIAL

- South Alabama running back Kentrel Bullock is getting noticed as a high-quality prospect at the next level
- Bullock first made the East West Shrine Bowl 1,000 Watch List in July
- He was also named to the Panini Senior Bowl Top 300 List in August, which recognizes the top-300 NFL prospects for the 2026 NFL Draft

OH CANADA

- Linebacker Darius McKenzie was recently ranked the No. 18 prospect for the Canadian Football League Draft
- McKenzie hails from Ottawa, Ontario and transferred to South Alabama prior to the 2024 season

UP AND COMER

- South Alabama special teams coordinator and outside linebackers coach Tre' Williams was recently named to 247Sports' 30-under-30 coaching list
- The 30-under-30 list recognizes the next generation of top college football caoches
- Williams, a Mobile native, is entering his third season with the Jaguars

TEXAS TWO STEP

- South Alabama quarterback Bishop Davenport was named to the Earl Campbell Tyler Rose Award Watch List, which recognizes the top offensive college football player from the state of Texas each season
- Davenport hails from Spring, Texas where he attended Spring High School

SWITCH HITTER

- South Alabama quarterback Bubba Thompson joined South Alabama this season after playing seven seasons of professional baseball
- Thompson played three seasons in the MLB, including two with the Texas Rangers and one with the Cincinnati Reds. Thompson helped the Rangers win the 2023 World Series
- A Mobile native, Thompson was a multi-sport athlete at McGill-Toolen where he played quarterback in addition to a jumpstart baseball career

OUR CITY

- One of coach Applewhite's priorities since taking over as head coach has been to make Mobile #OurCity
- This includes engaging the city and local community through events and acts of service while also recruiting the area's top talent
- Players from Mobile/Baldwin County on the 2025 roster:

Cole Blaylock	UMS-Wright
Anthony Eager	McGill-Toolen
Daniel Foster-Allen	St. Paul's
Ty Goodwill	Faith Academy
Jerrian Graham	Vigor
Asher Hale	St. Paul's
Chris Holifield Jr.	LeFlore
Jared Hollins	Mary G. Montgomery
Logan Joellenbeck	Foley
Julius Kidd	Davidson
Camden Lawson	Mobile Christian
Latrelle Lett	Baker
Ti Mims	Baldwin County
Blayne Munson	Baker
Blayne Myrick	Fairhope
Trent Thomas	Cottage Hill Christian
Tyler Thomas	Cottage Hill Christian
Bubba Thompson	McGill-Toolen
Baxter Turner	Saraland
Christopher Wallace Jr.	Mary G. Montgomery
Keyshawn Woodyard	UMS-Wright

JAG GRADS

- There are currently 14 players on the Jaguars' roster who have earned their undergraduate degrees
- Below are the names of the graduates seeing time on the field in 2025:

Kentrel Bullock	Hometown
Daniel Foster-Allen	Columbia, Miss.
Chris Holifield	Mobile, Ala.
Dalton Hughes	Tupelo, Miss.
IBK Mafe	Blaine, Minn.
Ni Mansell	Anderson, S.C.
Darius McKenzie	Ottawa, Ontario
Zach Pyron	Pinson, Ala.
Ed Smith IV	Tuscaloosa, Ala.
Johnathan Street	State Line, Miss.
Devin Voisin	Crestview, Fla.
Keyshawn Woodyard	Mobile, Ala.
Christopher Wallace Jr.	Mobile, Ala.
Sam Williams	Pascagoula, Miss.

SOUTH ALABAMA NOTES

RECORD BREAKDOWN

	2025	SBC
Overall	1-4	0-1
vs. Non-Conference	1-3	-
at Hancock Whitney Stadium	1-2	0-1
in Away Games	0-2	-
at Neutral Sites	-	-
Day Games	0-2	-
Night Games (6 p.m. start or later)	1-2	0-1
vs. Top 25 Teams	0-1	-
vs. Top 10 Teams	-	-
vs. Top 5 Teams	-	-
vs. Top-Ranked Teams	-	-
TV Games	0-1	-
on ESPN	-	-
on ESPN2	-	-
on SEC Network	0-1	-
on ESPN+	1-2	0-1
on ESPNU	0-1	-
on NFL Network	-	-
Scoring First	0-3	0-1
Opponents Score First	1-1	-
Leading at halftime	1-1	0-1
Trailing at Halftime	0-3	-
Tied at Halftime	-	-
Leading after Third Quarter	1-0	-
Trailing after Third Quarter	0-4	0-1
Tied after Third Quarter	-	-
Overtime Games	-	-
Scoring less than 20 points	0-1	-
Scoring 20-29 points	0-2	0-1
Scoring 30-39 points	1-1	-
Scoring 40-49 points	-	-
Scoring 50+ points	-	-
Allowing less than 20 points	-	-
Allowing 20-29 points	1-0	-
Allowing 30-39 points	0-4	0-1
Allowing 40-49 points	-	-
Allowing 50+ points	-	-
Totalling 300-399 yards of total offense	1-2	-
Totalling 400-499 yards of total offense	0-2	0-1
Totalling 500-599 yards of total offense	-	-
Totalling 600-plus yards of total offense	-	-
Rushing for less than 100 yards	-	-
Rushing for 150-plus yards	1-3	0-1
Passing for less than 300 yards	1-4	0-1
Passing for 300-399 yards	-	-
Passing for 400-499 yards	-	-
Passing for 500-plus yards	-	-
Allowing less than 100 yards rushing	-	-
Allowing 100-199 yards rushing	1-3	0-1
Allowing 200-plus yards rushing	0-1	-
Allowing less than 200 yards passing	1-3	0-1
Allowing 200-299 yards passing	0-1	-
Allowing 300-399 yards passing	-	-
Allowing 400-plus yards passing	-	-
Allowing less than 300 yards total offense	0-1	0-1
Allowing 300-399 yards of total offense	1-1	-
Allowing 400-499 yards of total offense	0-2	-
Allowing 500-plus yards of total offense	-	-
Having no turnovers	-	-
Forcing no turnovers	0-2	0-1
Leading turnover margin	1-0	-
Trailing turnover margin	0-3	0-1
Tied in turnover margin	0-1	-
Having < 2 takeaways	0-4	0-1
Having 2 or more takeaways	1-0	-
Leading in time of possession	1-2	1-0
When trailing in time of possession	1-1	-

SUN BELT TEAM RANKINGS

	RANK	VALUE
3rd Down Conversions	8th	.384
3rd Down Conversion Pct Defense	10th	.448
4th Down Conversions	5th	.556
4th Down Conversion Pct Defense	14th	.875
Completion Percentage	5th	.647
Fewest Penalties	8th	31
Fewest Penalty Yards	4th	245
Fewest Penalty Yards per Game	4th	49.0
First Downs Defense	4th	18.8
First Downs Offense	7th	20.4
Passes Had Intercepted	7th	4
Passes Intercepted	13th	1
Passing Offense	8th	192.8
Passing Yards Allowed	3rd	162.4
Red Zone Defense	13th	1.000
Red Zone Offense	7th	.842
Rushing Defense	11th	198.8
Rushing Offense	7th	190.0
Team Sacks	9th	7
Sacks Allowed	7th	8
Scoring Defense	10th	31.8
Scoring Offense	8th	25.2
Time of Possession	5th	30:29
Total Defense	5th	361.2
Total Offense	6th	382.8

NCAA TEAM RANKINGS (Top 50)

CATEGORY	NCAA RANK	VALUE
Blocked Kicks Allowed	1st	0
Blocked Punts Allowed	1st	0
Punt Returns	5th	21.80
Fumbles Recovered	6th	5
Passing Yards Allowed	21st	162.4
First Downs Offense	40th	102
Rushing Offense	43rd	190.0
Turnovers Gained	49th	6

*Through Sunday, Sept. 28

JAGS IN THE NCAA RANKINGS (TOP 100)

KENTREL BULLOCK	NCAA RANK	VALUE
Rushing Yards	21st	410
Rushing Touchdowns	23rd	5
Total Touchdowns	36th	5
Rushing Yards Per Game	44th	82.0
Rush Yards Per Carry	98th	4.71
Total Points Scored	98th	30

BISHOP DAVENPORT	NCAA RANK	VALUE
Passing Touchdowns	50th	7
Points Responsible For	56th	58
Passing Yards	64th	959
Completion Percentage	66th	0.642
Completions Per Game	73rd	17.20
Passing Efficiency	73rd	135.6
Points Responsible For Per Game	74th	11.6
Yards Per Pass Attempt	78th	7.16
Passing Yards Per game	79th	191.8
Passing Yards Per Completion	84th	11.15
Total Offense	84th	214.8

HAMILTON DIBOYAN	NCAA RANK	VALUE
Field Goal Percentage	47th	0.833
Field Goals Per Game	67th	1.00

TY GOODWILL	NCAA RANK	VALUE
Passes Defended	7th	1.50

JAYVON HENDERSON	NCAA RANK	VALUE
Fumbles Recovered	13th	1

DALTON HUGHES	NCAA RANK	VALUE
Fumbles Recovered	13th	1

WESLEY MILLER	NCAA RANK	VALUE
Total Interceptions	61st	1

RJ MOSS JR.	NCAA RANK	VALUE
Fumbles Recovered	13th	1

DEVIN VOISIN	NCAA RANK	VALUE
Receiving Yards	8th	457
Receiving Yards Per Game	14th	91.4
Receptions Per Game	14th	6.40
Receiving Touchdowns	15th	4
All-Purpose	34th	113.20
Total Touchdowns	73rd	4
Combined Kick Returns	77th	109

CHRIS WALLACE JR.	NCAA RANK	VALUE
Fumbles Recovered	13th	1

EMMANUEL WALLER	NCAA RANK	VALUE
Fumbles Recovered	13th	1



ANTHONY MOSTELLA
1988 - 2010

THE LEGACY OF NO. 5

There are many special numbers throughout college football and college athletics whether it be No. 12 for the 12th Man at Texas A&M or No. 38 at Ole Miss to remember former Rebel Chuckie Mullins, but for South Alabama, the No. 5 will forever hold a significant place in the hearts of every Jaguar.

On June 13, 2010, the University of South Alabama lost a member of the football program when Anthony Mostella (1988-2010), a member on the inaugural Jaguar squad, passed away near his home of Oneonta, Ala., in a traffic accident. Mostella, who would have been a senior that fall, was loved and respected by all his teammates and coaches, someone whose contributions to the program on the field were exceeded by what he was able to accomplish away from the game.

Voted a team captain during the 2009 season, Mostella – a running back who came to South Alabama in order to continue his relationship with then head coach Joey Jones – displayed his selfless nature with his contributions on special teams and in the locker room, while fellow teammates racked up more yardage running the ball. In his one season, Mostella rushed for 180 yards and three touchdowns, and was also credited with seven tackles on special teams coverage units.

He came to USA and Mobile after playing for Jones at Birmingham-Southern in 2007, sacrificing a season of collegiate eligibility in order to help build the Jaguar program by taking part in its first-ever spring practice in March and April of 2009. During that time he established himself not only as a leader, but as an ambassador for the program as it established its roots in the community.

Beginning during the 2010 season, the Jaguars honored Mostella each fall as one member of the senior class was chosen by his teammates and coaches to wear his No. 5 jersey for their final season.

After a brief break from 2018-2020, the tradition was brought back, but with a new twist. Instead of a selected senior being able to wear the jersey for the entire season, it was awarded to a different individual each week throughout the season.

“Anthony was the epitome of a true student-athlete and a tremendous role model to his peers. His character and leadership skills will always be an example for everyone in our program to follow.”

– Former South Alabama Head Coach Joey Jones

2025

Morgan State: Devin Voisin
Tulane: Tirrell Johnson
Auburn: Kentrel Bullock
Coastal Carolina: Anthony Zaccaro
North Texas: Ed Smith IV

2024

North Texas: Christopher Wallace Jr.
Ohio: Jamaal Pritchett
Northwestern State: Blayne Myrick
App State: Devin Voisin
LSU: Courtney McBride Jr.
Arkansas State: Jeremiah Webb
Troy: Fluff Bothwell
ULM: Wesley Miller
Georgia Southern: Kentrel Bullock
Louisiana: Laith Marjan
Southern Miss: Javon Ivory
Texas State: Jaden Voisin
Western Michigan: Todd Justice

2023

Tulane: Devin Voisin
Southeastern Louisiana: James Miller
Oklahoma State: Trey Kiser
Central Michigan: Desmond Trotter
James Madison: Caullin Lacy
ULM: Jaden Voisin
Southern Miss: Wy'Kevious Thomas
Louisiana: Reggie Smith
Troy: Jamaal Pritchett
Arkansas State: Quentin Wilfawn
Marshall: Jamie Sheriff
Texas State: Carter Bradley
Eastern Michigan: Khalil Jacobs

2022













Nicholls: Keith Gallmon
Central Michigan: Darrell Luter Jr.
UCLA: James Jackson
Louisiana Tech: Jalen Wayne
Louisiana: Desmond Trotter
ULM: Yam Banks
Troy: Carter Bradley
Arkansas State: Jack Brooks
Georgia Southern: La'Damian Webb
Texas State: Brandon Crum
Southern Miss: Jamie Sheriff
Old Dominion: A.J. DeShazor Jr.
Western Kentucky: Marvin Martin

2021

Southern Mississippi: A.J. DeShazor Jr.
Bowling Green: Jalen Tolbert
Alcorn State: Gi'Narious Johnson
Louisiana: Keith Gallmon Jr.
Texas State: James Jackson
Georgia Southern: Yam Banks
ULM: Jake Bentley
Arkansas State: Terrion Avery
Troy: Darrell Luter Jr.
Appalachian State: Trey Simpson
Tennessee: Wy'Kevious Thomas
Coastal Carolina: Chris Henderson

2017 - Malcolm Buggs
2016 - Roman Buchanan
2015 - Terrance Timmons
2014 - Jeremé Jones
2013 - Bryant Lavender
2012 - Brandon Ross
2011 - Paul Bennett
2010 - Justin Dunn

2025 SCHEDULE BREAKDOWN

	MORGAN STATE Aug. 30 6 p.m. Hancock Whitney Stadium Mobile, Ala.	South Alabama 38, Morgan State 21 Series Information: South Alabama now leads 1-0
	TULANE Sept. 6 6 pm Hancock Whitney Stadium Mobile, Ala.	South Alabama 31, Tulane 33 Series Information: Tulane now leads 3-1
	AUBURN Sept. 13 11:45 a.m. Jordan-Hare Stadium Auburn, Ala.	South Alabama 15, Auburn 31 Series Information: Auburn now leads 1-0
	COASTAL CAROLINA Sept. 20 6 p.m. Hancock Whitney Stadium Mobile, Ala.	South Alabama 20, Coastal Carolina 38 Series Information: Coastal Carolina now leads 3-1
	NORTH TEXAS Sept. 27 11 a.m. DATCU Stadium Denton, Texas	South Alabama 22, North Texas 36 Series Information: North Texas now leads 3-0
	TROY Oct. 4 6 p.m. Veterans Memorial Stadium Troy, Ala.	Series Information: Troy leads 9-4
	ARKANSAS STATE Oct. 14 6:30 pm Hancock Whitney Stadium Mobile, Ala.	Series Information: Arkansas State leads 7-6
	GEORGIA STATE Oct. 23 6:30 pm Center Parc Stadium Atlanta, Ga.	Series Information: Georgia State leads 5-4
	LOUISIANA Nov. 1 TBA Hancock Whitney Stadium Mobile, Ala.	Series Information: Louisiana leads 9-4
	ULM Nov. 15 TBA Malone Stadium Monroe, La.	Series Information: South Alabama leads 6-5
	SOUTHERN MISS Nov. 22 TBA Hancock Whitney Stadium Mobile, Ala.	Series Information: South Alabama leads 5-0
	TEXAS STATE Nov. 29 TBA UFCU Stadium San Marcos, Texas	Series Information: Texas State leads 6-4

SUN BELT CONFERENCE PRESEASON AWARDS

Preseason Players of the Year

Offense - Braylon Braxton, Southern Miss (RS Sr., QB - Frisco, Texas)
Defense - Blayne Myrick, South Alabama (RS Jr., LB - Fairhope, Ala.)
ST - Clune Van Andel, Arkansas State (Jr., K - Grand Rapids, Mich.)

Preseason All-Sun Belt First Team Offense

QB - Braylon Braxton, Southern Miss (RS Sr., QB - Frisco, Texas)
RB - George Pettaway, James Madison (RS Jr., RB - Suffolk, Va.)
RB - Kentrel Bullock, South Alabama (Sr., RB - Columbia, Miss.)
OL - Nick Del Grande, Coastal Carolina (RS Jr., OL - Lancaster, Pa.)
OL - Caleb Cook, Georgia Southern (RS Sr., OL - Brunswick, Ga.)
OL - Pichon Wimbley, Georgia Southern (Sr., OL - Newnan, Ga.)
OL - Pat McMurtrie, James Madison (Gr., OL - Verona, N.J.)
OL - Zach Barlev, Old Dominion (Sr., OL - Bolingbrook, Ill.)
TE - Toby Payne, Marshall (RS Jr., TE - Poca, W.Va.)
WR - Corey Rucker, Arkansas State (RS Sr., WR - Bentonla, Miss.)
WR - Josh Dallas, Georgia Southern (RS Jr., WR - Sharpsburg, Ga.)
WR - Ted Hurst, Georgia State (Sr., WR - Savannah, Ga.)

Preseason All-Sun Belt First Team Defense

DL - Bryan Whitehead, Arkansas State (RS Sr., DL - Bartlett, Tenn.)
DL - Latrell Bullard, Georgia Southern (Sr., DL - Smyrna, Ga.)
DL - Jordan Lawson, Louisiana (RS Sr., DL - Brandon, Miss.)
DL - Kevontay Wells, ULM (Sr., DL - Jackson, Miss.)
DL - Brodarius Lewis, Southern Miss (Gr., DL - Prattville, Ala.)
LB - Brendan Harrington, Georgia Southern (7th Yr., LB - Moncure, N.C.)
LB - Jason Henderson, Old Dominion (RS Sr., LB - Dingmans Ferry, Pa.)
LB - Blayne Myrick, South Alabama (RS Jr., LB - Fairhope, Ala.)
DB - Chance Gamble, Georgia Southern (RS Sr., DB - Fitzgerald, Ga.)
DB - Jacob Thomas, James Madison (Sr., DB - Ashburn, Va.)
DB - Tyree Skipper, Louisiana (RS Sr., DB - New Orleans, La.)
DB - Josh Moten, Southern Miss (RS Sr., DB - Waldorf, Md.)

Preseason All-Sun Belt First Team Special Teams

K - Clune Van Andel, Arkansas State (Jr., K - Grand Rapids, Mich.)
P - Alex Smith, Georgia Southern (Jr., P - Melbourne, Australia)
RS - Ian Foster, Southern Miss (RS So., RS - Brundidge, Ala.)
AP - Ja'Quez Cross, Arkansas State (RS Sr., AP - Hampton, Ark.)

Preseason All-Sun Belt Second Team Offense

QB - Alonza Barnett III, James Madison (RS Jr., QB - Whitsett, N.C.)
RB - Ja'Quez Cross, Arkansas State (RS Sr., RB - Hampton, Ark.)
RB - Bill Davis, Louisiana (RS So., RB - LaPlace, La.)
OL - Jax Harrington, Louisiana (RS Sr., OL - Erath, La.)
OL - George Jackson, Louisiana (RS Sr., OL - Stone Mountain, Ga.)
OL - Jalen Slappy, Marshall (RS Jr., OL - Columbus, Ohio)
OL - Jordan Davis, South Alabama (RS Sr., OL - Fairburn, Ga.)
OL - Eli Russ, Troy (Sr., OL - Ardmore, Okla.)
TE - Kyirin Heath, Southern Miss (Sr., TE - Mansfield, Texas)
WR - Dalton Stroman, App State (RS Sr., WR - Rockingham, N.C.)
WR - Jameson Tucker, Coastal Carolina (RS Sr., WR - Mauldin, S.C.)
WR - Dalen Cobb, Georgia Southern (Sr., WR - Washington, Ga.)

Preseason All-Sun Belt Second Team Defense

DL - Henry Bryant, Georgia State (RS Sr., DL - Delray Beach, Fla.)
DL - Immanuel Bush, James Madison (RS Sr., DL - Lancaster, S.C.)
DL - Kris Trinidad, Old Dominion (RS Sr., DL - Richmond, Va.)
DL - Luis Medina, Troy (Sr., DL - Summerville, Ga.)
LB - Shane Bruce, Coastal Carolina (Gr., LB - Carrollton, Ga.)
LB - Trent Hendrick, James Madison (Sr., LB - Richmond, Va.)
LB - Cameron Whitfield, Louisiana (RS Sr., LB - Houston, Texas)
LB - Koa Naotala, Old Dominion (RS Jr., LB - Newport News, Va.)
DB - Tracy Hill Jr., Georgia Southern (RS Jr., DB - Athens, Ga.)
DB - DJ Barksdale, James Madison (Jr., DB - Rock Hill, S.C.)
DB - Wesley Miller, South Alabama (RS Jr., DB - Columbia, Miss.)
DB - Devin Lafayette, Troy (Sr., DB - Brunswick, Ga.)

Preseason All-Sun Belt Second Team Special Teams

K - Scott Taylor Renfro, Troy (Sr., K - Troy, Ala.)
P - Aleks Pulkkinen, South Alabama (Jr., P - Helsinki, Finland)
RS - Ja'Quez Cross, Arkansas State (RS Sr., RS - Hampton, Ark.)
AP - George Pettaway, James Madison (RS Jr., AP - Suffolk, Va.)

SUN BELT CONFERENCE
PLAYERS OF THE WEEK

OFFENSE

Week 1: QB AJ Swann - App State
Week 2: RB Trequan Jones - Old Dominion
Week 3: QB Colton Joseph - Old Dominion
Week 4: QB Carlos Del Rio-Wilson - Marshall
Week 5: QB Lunch Winfield - Louisiana
Week 6:
Week 7:
Week 8:
Week 9:
Week 10:
Week 11:
Week 12:
Week 13:
Week 14:

DEFENSE

Week 1: DB D'Arco Perkins-McAllister - ULM
Week 2: LB Luke Hodge - Troy
Week 3: S Ian Foster - Southern Miss
Week 4: DE Noah Arinze - Coastal Carolina
Week 5: LB Trent Hendrick - James Madison
Week 6:
Week 7:
Week 8:
Week 9:
Week 10:
Week 11:
Week 12:
Week 13:
Week 14:

SPECIAL TEAMS

Week 1: K Tony Sterner - Louisiana
Week 2: WR Tre' Brown - Old Dominion
Week 3: KR Dalen Cobb - Georgia Southern
Week 4: P Evan Crenshaw - Troy
Week 5: KR Curtis Harris-Lopez - James Madison
Week 6:
Week 7:
Week 8:
Week 9:
Week 10:
Week 11:
Week 12:
Week 13:
Week 14:

SUN BELT CONFERENCE
PRESEASON COACHES POLL

EAST DIVISION

1. James Madison - 94 Points (11)
2. Georgia Southern - 76 Points (1)
3. App State - 60 Points
4. Coastal Carolina - 49 Points (1)
5. Old Dominion - 48 Points
6. Marshall - 42 Points (1)
7. Georgia State - 23 Points

WEST DIVISION

1. Louisiana - 86 Points (6)
2. Texas State - 78 Points (6)
3. Arkansas State - 64 Points (1)
4. South Alabama - 50 Points (1)
5. Southern Miss - 47 Points
6. Troy - 43 Points
7. ULM - 24 Points

SUN BELT CONFERENCE STANDINGS

EAST	CONF	PCT	OVER	PCT
James Madison	1-0	1.000	3-1	.750
Coastal Carolina	1-0	1.000	2-2	.500
Old Dominion	0-0	.000	3-1	.750
App State	0-1	.000	2-2	.500
Georgia Southern	0-1	.000	2-3	.400
Marshall	0-1	.000	2-3	.400
Georgia State	0-0	.000	1-3	.250

WEST	CONF	PCT	OVER	PCT
ULM	1-0	1.000	3-1	.750
Southern Miss	1-0	1.000	3-2	.600
Louisiana	1-0	1.000	2-3	.400
Texas State	0-0	.000	3-1	.750
Troy	0-0	.000	2-2	.500
Arkansas State	0-1	.000	1-4	.200
South Alabama	0-1	.000	1-4	.200



EXPLOSIVE PLAYS (20-PLUS YARDS)

YARDS	TYPE	PLAYER	OPP.	QTR.
65	Pass	Bishop Davenport to Devin Voisin	Tulane	1st
54	Rush	Keenan Phillips	Coastal Carolina	2nd
48	Pass	Bishop Davenport to Devin Voisin	Coastal Carolina	3rd
46	Punt	Devin Voisin	Morgan State	4th
38	Rush	PJ Martin	Coastal Carolina	2nd
36	Pass	Bishop Davenport to Devin Voisin	North Texas	1st
35	Pass	Bishop Davenport to PJ Martin	North Texas	4th
34	Rush	Bishop Davenport	North Texas	3rd
34	Pass	Bishop Davenport to Jeremy Scott	Tulane	4th
34	Pass	Bishop Davenport to Anthony Eager	Morgan State	1st
32	Pass	Bishop Davenport to Miller McCrumby	Morgan State	1st
31	Pass	Bishop Davenport to Devin Voisin	Morgan State	4th
30	Pass	Bishop Davenport to Brendan Jenkins	Coastal Carolina	4th
26	Pass	Bishop Davenport to Devin Voisin	Tulane	4th
25	Pass	Bishop Davenport to Brendan Jenkins	Auburn	3rd
23	Pass	Bishop Davenport to Devin Voisin	Tulane	3rd
21	Pass	Bishop Davenport to Devin Voisin	Auburn	2nd
20	Rush	Keenan Phillips	North Texas	3rd
20	Pass	Bishop Davenport to Jeremy Scott	Auburn	2nd
20	Rush	Kentrel Bullock	Morgan State	3rd

PLAY BREAKDOWN (TD)

Receiving	14 (4)
Rushing	5 (0)
Punt Return	1 (0)
Interception Return	N/A
Kickoff Return	N/A
Total	20 (4)

BY GAME

Morgan State	5 (1)
Tulane	4 (2)
at Auburn	3 (1)
Coastal Carolina	4 (0)
at North Texas	4 (0)
at Troy	
Arkansas State	
at Georgia State	
Louisiana	
at ULM	
Southern Miss	
at Texas State	

BY QUARTER

1st Quarter	4 (1)
2nd Quarter	4 (1)
3rd Quarter	6 (0)
4th Quarter	6 (2)
Overtime	N/A

RUSHING

Keenan Phillips	2 (0)
Kentrel Bullock	1 (0)
PJ Martin	1 (0)
Bishop Davenport	1 (0)

RECEIVING

Devin Voisin	7 (3)
Jeremy Scott	2 (1)
Brendan Jenkins	2 (0)
Anthony Eager	1 (0)
Miller McCrumby	1 (0)
PJ Martin	1 (0)

INTERCEPTION RETURN

KICKOFF RETURN

PUNT RETURN

Devin Voisin	1 (0)
--------------	-------

SOUTH ALABAMA DRIVE CHART

MORGAN STATE					
QTR	TIME	OBTAINED	PL-YDS	TOP	RESULT
1st	8:36	Kickoff	9-75	3:35	Touchdown
1st	2:46	Punt	6-39	2:07	Fumble
1st	0:19	Fumble	5-13	2:25	Field Goal
2nd	9:26	Punt	3-(-13)	2:14	Punt
2nd	3:55	Fumble	5-45	2:01	Touchdown
2nd	1:08	Interception	3-19	1:08	End of Half
3rd	15:00	Kickoff	10-75	4:43	Touchdown
3rd	4:13	Kickoff	4-24	2:23	Punt
3rd	0:15	Punt	4-8	1:44	Punt
4th	9:58	Punt	2-4	0:31	Touchdown
4th	7:54	Fumble	1-31	0:07	Touchdown
4th	3:24	Kickoff	5-18	3:24	End of Game

TULANE					
QTR	TIME	START	PL-YDS	TOP	RESULT
1st	15:00	Kickoff	9-75	4:12	Touchdown
1st	9:19	Punt	1-3	0:10	Fumble
1st	8:11	Fumble	3-77	1:00	Touchdown
1st	4:11	Kickoff	3-6	0:51	Punt
1st	0:24	Kickoff	7-32	3:04	Downs
2nd	6:52	Kickoff	3-8	1:49	Punt
2nd	0:49	Kickoff	2-12	0:49	Half
3rd	8:51	Kickoff	11-53	4:20	Fumble
3rd	3:17	Punt	8-40	3:20	Field Goal
4th	10:01	Kickoff	12-75	5:27	Touchdown
4th	2:21	Punt	7-80	1:22	Touchdown

at AUBURN					
QTR	TIME	START	PL-YDS	TOP	RESULT
1st	9:09	Kickoff	12-64	5:26	Field Goal
1st	2:45	Punt	5-18	2:01	Interception
2nd	14:08	Kickoff	3-6	1:44	Punt
2nd	9:48	Kickoff	10-75	4:24	Touchdown
2nd	0:40	Kickoff	1-(-1)	0:40	End of Half
3rd	15:00	Kickoff	11-75	5:05	Touchdown
3rd	1:15	Kickoff	12-54	5:32	Fumble
4th	9:01	Punt	15-47	6:29	Downs

COASTAL CAROLINA					
QTR	TIME	START	PL-YDS	TOP	RESULT
1st	13:13	Punt	14-59	6:26	Downs
1st	3:19	Punt	6-15	3:12	Punt
2nd	13:12	Punt	3-4	1:22	Punt
2nd	10:49	Punt	8-60	3:37	Touchdown
2nd	5:08	Kickoff	8-75	3:44	Touchdown
3rd	15:00	Kickoff	3-4	0:43	Punt
3rd	13:16	Kickoff	1-0	0:10	Interception
3rd	11:19	Kickoff	12-55	6:08	Field Goal
3rd	2:28	Punt	10-70	4:59	Missed Field Goal
4th	10:00	Kickoff	8-46	3:28	Field Goal
4th	4:37	Punt	3-(-5)	0:56	Interception
4th	2:43	Kickoff	1-(-3)	0:11	Fumble
4th	2:32	Kickoff	6-25	1:40	Downs

at NORTH TEXAS					
QTR	TIME	START	PL-YDS	TOP	RESULT
1st	15:00	Kickoff	10-75	4:20	Touchdown
1st	7:04	Kickoff	3-8	1:22	Punt
1st	2:30	Missed FG	3-5	1:13	Punt
2nd	13:21	Punt	9-31	4:52	Interception
2nd	7:19	Kickoff	3-5	6:07	Punt
2nd	4:37	Punt	7-20	3:01	Punt
3rd	12:36	Fumble	4-(-2)	1:36	Punt
3rd	10:25	Kickoff	12-75	4:25	Touchdown
3rd	2:08	Kickoff	15-41	5:56	Downs
4th	10:15	Punt	10-87	4:04	Touchdown
4th	1:54	Kickoff	4-0	1:32	Downs

at TROY					
QTR	TIME	START	PL-YDS	TOP	RESULT
-	-	-	-	-	-
-	-	-	-	-	-
-	-	-	-	-	-
-	-	-	-	-	-
-	-	-	-	-	-
-	-	-	-	-	-
-	-	-	-	-	-
-	-	-	-	-	-
-	-	-	-	-	-
-	-	-	-	-	-

OPPONENT DRIVE CHART

MORGAN STATE					
QTR	TIME	OBTAINED	PL-YDS	TOP	RESULT
1st	14:54	Kickoff	11-80	6:18	Touchdown
1st	5:01	Kickoff	3-0	2:15	Punt
1st	0:39	Fumble	2-(-7)	0:20	Fumble
2nd	12:54	Kickoff	6-13	3:28	Punt
2nd	7:12	Punt	7-17	3:17	Fumble
2nd	1:54	Kickoff	5-36	0:46	Interception
3rd	10:17	Kickoff	10-75	6:04	Touchdown
3rd	1:50	Punt	3-5	1:35	Punt
4th	13:31	Punt	6-0	3:33	Punt
4th	9:27	Kickoff	3-6	1:33	Fumble
4th	7:47	Kickoff	9-75	4:23	Touchdown

TULANE					
QTR	TIME	START	PL-YDS	TOP	RESULT
1st	10:42	Kickoff	3-6	1:23	Punt
1st	9:09	Fumble	3-19	0:58	Fumble
1st	7:03	Kickoff	7-55	2:52	Touchdown
1st	3:20	Punt	7-42	2:56	Touchdown
2nd	12:20	Downs	11-57	5:28	Touchdown
2nd	4:14	Punt	9-53	4:14	Field Goal
3rd	14:53	Kickoff	12-61	6:02	Field Goal
3rd	4:31	Fumble	3-(-9)	1:14	Punt
4th	14:52	Kickoff	10-78	4:51	Touchdown
4th	5:21	Kickoff	6-29	3:00	Punt
4th	0:58	Kickoff	3-(-15)	0:58	Punt

at AUBURN					
QTR	TIME	START	PL-YDS	TOP	RESULT
1st	15:00	Kickoff	12-92	5:51	Touchdown
1st	3:35	Kickoff	3-4	0:50	Punt
1st	0:44	Interception	5-33	1:30	Touchdown
2nd	12:24	Punt	7-54	2:36	Touchdown
2nd	5:24	Kickoff	14-75	4:44	Touchdown
3rd	8:34	Kickoff	16-62	8:34	Field Goal
4th	10:43	Fumble	3-2	1:42	Punt
4th	2:32	Downs	4-15	2:32	End of Game

COASTAL CAROLINA					
QTR	TIME	START	PL-YDS	TOP	RESULT
1st	15:00	Kickoff	5-29	1:47	Punt
1st	6:47	Downs	9-29	3:28	Punt
1st	0:07	Punt	3-6	1:55	Punt
2nd	11:50	Punt	3-2	1:01	Punt
2nd	7:12	Kickoff	6-65	2:04	Touchdown
2nd	1:19	Kickoff	3-16	1:19	End of Half
3rd	14:17	Punt	3-40	1:01	Touchdown
3rd	13:06	Interception	5-20	1:47	Touchdown
3rd	5:03	Kickoff	5-23	2:35	Punt
4th	12:29	Missed FG	6-80	2:20	Touchdown
4th	6:32	Kickoff	3-(-1)	1:55	Punt
4th	3:41	Interception	4-0	0:53	Field Goal
4th	0:52	Downs	2-(-4)	0:52	End of Game

at NORTH TEXAS					
QTR	TIME	START	PL-YDS	TOP	RESULT
1st	10:40	Kickoff	8-75	3:36	Touchdown
1st	5:42	Punt	8-47	3:12	Missed FG
1st	1:17	Punt	7-3	2:56	Punt
2nd	8:29	Interception	4-35	1:10	Touchdown
2nd	6:07	Punt	3-1	1:30	Punt
2nd	1:36	Punt	7-27	1:36	Downs
3rd	15:00	Kickoff	7-39	2:24	Fumble
3rd	11:00	Punt	2-64	0:35	Touchdown
3rd	5:51	Kickoff	7-47	3:43	Touchdown
4th	11:12	Downs	3-5	0:57	Punt
4th	6:11	Kickoff	7-75	4:12	Touchdown
4th	1:32	Downs	3-(-6)	1:32	End of Game

at TROY					
QTR	TIME	START	PL-YDS	TOP	RESULT
-	-	-	-	-	-
-	-	-	-	-	-
-	-	-	-	-	-
-	-	-	-	-	-
-	-	-	-	-	-
-	-	-	-	-	-
-	-	-	-	-	-
-	-	-	-	-	-
-	-	-	-	-	-
-	-	-	-	-	-

[illegible]

DRIVE SUPERLATIVES

Longest Drive	South Alabama	Opponents
No. of Plays	15	16
By No. of Yards	87	92
By Time of Possession	6:29	8:34
Shortest Drive	South Alabama	Opponents
No. of Plays	1	2
By No. of Yards	-13	-15
By Time of Possession	0:07	0:20

SCORING DRIVE BREAKDOWN

Yardage No. Drive	SOUTH ALABAMA		Opponent	
	TD	FG	TD	FG
Neg. Yards	--	--	--	--
0-9	1	--	--	1
10-19	--	1	--	--
20-29	--	--	1	--
30-39	1	--	2	--
40-49	1	2	3	--
50-59	--	1	3	1
60-69	1	1	2	2
70-79	10	--	5	1
80-89	2	--	2	--
90-99	--	--	1	--

GAME-OPENING DRIVES

	SOUTH ALABAMA			Opponent		
	PTS	1STS	YDS	PTS	1STS	YDS
Morgan State	7	3	75	7	5	80
Tulane	7	5	75	0	0	6
at Auburn	3	4	64	7	5	92
Coastal Carolina	0	4	59	0	1	29
at North Texas	7	3	75	7	3	75
at Troy	--	--	--	--	--	--
Arkansas State	--	--	--	--	--	--
at Georgia State	--	--	--	--	--	--
Louisiana	--	--	--	--	--	--
at ULM	--	--	--	--	--	--
Southern Miss	--	--	--	--	--	--
at Texas State	--	--	--	--	--	--

THREE AND OUTS

	SOUTH ALABAMA THREE AND OUTS/DRIVES	Opponent THREE AND OUTS/DRIVES
Morgan State	1/12	2/11
Tulane	2/11	3/11
at Auburn	1/8	2/8
Coastal Carolina	3/13	3/13
at North Texas	3/11	3/12
at Troy	--	--
at Arkansas State	--	--
at Georgia State	--	--
Louisiana	--	--
at ULM	--	--
Southern Miss	--	--
at Texas State	--	--

SECOND-HALF OPENING DRIVES

	SOUTH ALABAMA			Opponent		
	PTS	1STS	YDS	PTS	1STS	YDS
Morgan State	7	5	75	7	5	75
Tulane	0	3	53	3	3	61
at Auburn	7	4	75	3	4	62
Coastal Carolina	0	0	4	7	1	40
at North Texas	0	1	-2	0	2	39
at Troy	--	--	--	--	--	--
Arkansas State	--	--	--	--	--	--
at Georgia State	--	--	--	--	--	--
Louisiana	--	--	--	--	--	--
at ULM	--	--	--	--	--	--
Southern Miss	--	--	--	--	--	--
at Texas State	--	--	--	--	--	--

2025 STATISTICS

STARTING LINEUPS

Offense	WR	TE	LT	LG	C	RG	RT	WR/TE	WR	QB	RB
Morgan State	Voisin	McCrumby	Davis	Wiggins	Preciado	Hale	Hubbard	Trent Thomas	Eager	Davenport	Bullock
Tulane	Voisin	McCrumby	Davis	Wiggins	Preciado	Hale	Hubbard	Trent Thomas	M. Woods	Davenport	Bullock
at Auburn	Scott	McCrumby	Davis	Wiggins	Preciado	Hale	Hubbard	Trent Thomas	M. Woods	Davenport	Bullock
Coastal Carolina	Voisin	McCrumby	Davis	Wiggins	Preciado	Hale	Hubbard	Trent Thomas	Eager	Davenport	Bullock
at North Texas	Voisin	McCrumby	Davis	Wiggins	Preciado	Hale	Hubbard	Trent Thomas	Scott	Davenport	Bullock
at Troy											
Arkansas State											
at Georgia State											
Louisiana											
at ULM											
Southern Miss											
at Texas State											

Defense	BANDIT	NT	DT	WOLF	MIKE	STINGER	CB	HUSKY/LB	ROVER	FS	CB
Morgan State	Tyler Thomas	Smith IV	Moss	T. Johnson	Myrick	McKenzie	Henderson	Harris	Goodwill	Miller	Chandler
Tulane	Jennings	Smith IV	Moss	T. Johnson	Myrick	McKenzie	Henderson	Hughes	Goodwill	Miller	Darby
at Auburn	S. Johnson	Smith IV	Moss	Henry	Dozier	McKenzie	Henderson	Hughes	Wallace	Miller	Chandler
Coastal Carolina	Tyler Thomas	Smith IV	Moss	T. Johnson	Myrick	McKenzie	Henderson	Wallace	Goodwill	Miller	Chandler
at North Texas	Tyler Thomas	Smith IV	Moss	T. Johnson	Myrick	McKenzie	Henderson	Harris	Wallace	Miller	Chandler
at Troy											
Arkansas State											
at Georgia State											
Louisiana											
at ULM											
Southern Miss											
at Texas State											

STARTERS CHART (AT SOUTH ALABAMA)

QUARTERBACKS	CAREER	STREAK	OFFENSIVE LINE	CAREER	STREAK	LINEBACKERS	CAREER	STREAK
Bishop Davenport	7	6	Jordan Davis	27	19	Blayne Myrick	17	2
			Malachi Preciado	18	18	Darius McKenzie	13	13
RUNNING BACKS	CAREER	STREAK	Kenton Jerido	14	--	Tirell Johnson	4	2
Kentrel Bullock	19	17	Asher Hale	8	7	Dalton Hughes	2	--
			Amauri Wiggins	5	5	Caleb Dozier	1	--
RECEIVERS	CAREER	STREAK	Ethan Hubbard	5	5			
Devin Voisin	29	2	DEFENSIVE LINE	CAREER	STREAK	DEFENSIVE BACKS	CAREER	STREAK
Anthony Eager	3	--	Tyler Thomas	6	2	Wesley Miller	17	17
Micah Woods	2	--	Ed Smith IV	5	5	Mike Harris	5	1
Jeremy Scott	2	1	RJ Moss	5	5	Jayvon Henderson	5	5
TIGHT ENDS	CAREER	STREAK	Nate Jennings	1	--	Nehemiah Chandler	4	3
Trent Thomas	10	5	Stephen Johnson	1	--	Christopher Wallace Jr.	3	3
Miller McCrumby	5	5				Ty Goodwill	3	--
						Damyron Darby	1	--

TIME OF POSSESSION

Opponent	Result	Overall	1st Qtr	2nd Qtr	3rd Qtr	4th Qtr	Total
Morgan State	W, 38-21	1-0	6:01	7:29	7:21	5:31	26:22
Tulane	L, 31-33	1-1	6:37	5:18	7:37	5:59	25:31
at Auburn	L, 15-31	1-2	7:27	6:54	6:20	10:46	31:27
Coastal Carolina	L, 20-38	1-3	9:38	8:43	9:29	8:51	36:41
at North Texas	L, 22-36	1-4	6:55	9:05	8:09	8:19	32:28
at Troy	--	--	--	--	--	--	--
Arkansas State	--	--	--	--	--	--	--
at Georgia State	--	--	--	--	--	--	--
Louisiana	--	--	--	--	--	--	--
at ULM	--	--	--	--	--	--	--
Southern Miss	--	--	--	--	--	--	--
at Texas State	--	--	--	--	--	--	--

LAST TIME (SOUTH ALABAMA PLAYER)

OFFENSE

Rushed 30 times in a game: La'Damian Webb (35) at Georgia Southern, 11/5/22
Rushed 40 times in a game: n/a
Rushed for 100 yards in a game: Kentrel Bullock (109) vs. Tulane, 9/6/25
Rushed for 150 yards in a game: La'Damian Webb (163) vs. Arkansas State, 11/11/23
Rushed for 200 yards in a game: La'Damian Webb (247) at Georgia Southern, 11/5/22
Rushed for 100 yards in consecutive games: Kentrel Bullock vs. Morgan State (127), 8/30/25 & vs. Tulane (109), 9/6/25
QB rushed for 100 yards in a game: Gio Lopez (105) at App State, 9/19/24
Rushed for 2 TDs in a game: Kentrel Bullock (2), vs. Morgan State, 8/30/25
Rushed for 3 TDs in a game: La'Damian Webb (4) vs. Southern Miss, 10/17/23
Rushed for 4 TDs in a game: La'Damian Webb (4) vs. Southern Miss, 10/17/23
Rushed for 2 TDs in consecutive games: Fluff Bothwell (2) vs. ULM, 10/26/24 & (2) vs. Georgia Southern, 11/2/24
Passed for 300 yards in a game: Gio Lopez (432) vs. North Texas, 8/31/24
Passed for 400 yards in a game: Gio Lopez (432) vs. North Texas, 8/31/24
Completed 30 passes in a game: Carter Bradley (49) vs. Louisiana, 10/28/23
Attempted 40 passes in a game: Carter Bradley (49) vs. Louisiana, 10/28/23
Attempted 50 passes in a game: Carter Bradley (50) at James Madison, 9/30/23
Threw for 3 TDs in a game: Gio Lopez (3) at Southern Miss, 11/23/24
Threw for 4 TDs in a game: Gio Lopez (4) vs. Northwestern State, 9/12/24
Threw for 5 TDs in a game: n/a
Had 300 yards of total offense in a game: Bishop Davenport (356) vs. Western Michigan, 12/14/24
Had 400 yards of total offense in a game: Gio Lopez (494) vs. North Texas, 8/31/24
Accounted for 3 TDs in a game: Bishop Davenport (3) vs. Tulane, 9/6/25
Accounted for 4 TDs in a game: Gio Lopez (4) vs. Northwestern State, 9/12/24
Accounted for 5 TDs in a game: Jake Bentley vs. Georgia Southern, 10/14/21
Caught 10 passes in a game: Jamaal Pritchett (10) vs. Texas State, 11/29/24
Had 100 yards receiving in a game: Devin Voisin (152) vs. Tulane, 9/6/25
Had 150 yards receiving in a game: Devin Voisin (152) vs. Tulane, 9/6/25
Had 200 yards receiving in a game: Jalen Tolbert (252) at Arkansas State, 11/28/20
Had 100 yards receiving in consecutive games: Jamaal Pritchett (170) at Louisiana, 11/16/24 & (102) at Southern Miss, 11/23/24
Caught 2 TDs in a game: Devin Voisin (2) vs. Tulane, 9/6/25
Caught 3 TDs in a game: D.J. Thomas-Jones (3) at Texas State, 11/25/23
Caught 2 TDs in consecutive games: DJ Thomas-Jones (3) at Texas State, 12/23/23 and (2) vs. Eastern Michigan, 12/23/23
Scored 3 TDs in a game: D.J. Thomas-Jones (3) at Texas State, 11/25/23
Scored 4 TDs in a game: La'Damian Webb (4) vs. Southern Miss, 10/17/23
Scored 5 TDs in a game: n/a
Scored a rushing and receiving TD in the same game: La'Damian Webb vs. Marshall, 11/18/23
Scored a receiving TD and returned a punt for a TD in the same game: Jamaal Pritchett vs. Northwestern State, 9/12/24
Had 100 yards rushing and 100 yards passing in the same game: Gio Lopez (154 passing, 105 rushing) at App State, 9/19/24
Had 100 yards rushing and 100 yards receiving in the same game: n/a
Had 100 kickoff return yards in a game: Tra Minter (115) vs. Louisiana, 11/16/19
Had 100 punt return yards in a game: n/a
Had 200 all-purpose yards in a game: Caullin Lacy (216) at ULM, 10/7/23
Had a 50-yard run: Keenan Phillips (54) vs. Coastal Carolina, 9/20/25
Had a 60-yard run: La'Damian Webb (60) vs. Arkansas State, 11/11/23
Had a 70-yard run: Xavier Johnson (70) vs. Presbyterian, 11/19/16
Had an 80-yard run: Xavier Johnson (92) vs. Gardner-Webb, 9/5/15
Completed a 50-yard pass: Bishop Davenport to Devin Voisin (65) vs. Tulane, 9/6/25
Completed a 60-yard pass: Bishop Davenport to Devin Voisin (65) vs. Tulane, 9/6/25
Completed a 70-yard pass: Gio Lopez to Jamaal Pritchett (75) at Arkansas State, 10/5/24
Completed an 80-yard pass: Carter Bradley to Caullin Lacy (84) vs. Southeastern Louisiana, 9/9/23

DEFENSE

Recorded 10 tackles: Christopher Wallace Jr. (13) at North Texas, 9/27/25
Recorded 15 tackles: Quentin Wilfawn (15) vs. Louisiana, 10/28/23
Recorded 10+ tackles in consecutive games: Darius McKenzie (10) vs. Southern Miss, 11/23/24 & (13) vs. Texas State, 11/29/24
Recorded 10+ tackles in three consecutive games: Quentin Wilfawn (15) vs. Louisiana, 10/28/23, (11) at Troy, 11/2/23, (10) vs. Arkansas State, 11/11/23
Had 2 players with 10 tackles in the same game: Darius McKenzie & Caleb Dozier vs. Tulane, 9/6/25
Recorded 3 tackles for loss: (3) Courtney McBride vs. Georgia Southern, 11/2/24
Recorded 2 sacks: (3.5) Quentin Wilfawn, vs. Arkansas State, 11/11/23
Intercepted 2 passes: Yam Banks vs. Louisiana Tech, 9/24/22
Intercepted 3 passes: Scott Brownell vs. Georgia Military J.C., 10/10/09
Intercepted a pass in consecutive games: Jaden Voisin vs. Arkansas State, 11/11/23, vs. Marshall, 11/18/23
Intercepted pass and returned for a touchdown: Blayne Myrick vs. Texas State, 11/29/24
Broke up 3 passes: Ty Goodwill (4) vs. Morgan State, 8/30/25
Broke up 4 passes: Ty Goodwill (4) vs. Morgan State, 8/30/25
Forced 2 fumbles in the same game: Yam Banks vs. Southern Mississippi, 9/4/21
Recovered 2 fumbles in the same game: Maleki Harris at Hawai'i, 12/1/12

SPECIAL TEAMS

Scored 11 points in a game kicking: Laith Marjan (12) vs. Georgia Southern, 11/2/24
Scored 15 points in a game kicking: Lawson McGlon vs. Georgia State, 10/30/10
Kicked 3 FGs in a game: Laith Marjan vs. Georgia Southern, 11/2/24
Kicked 4 FGs in a game: Aleem Sunanon at South Carolina, 11/22/14
Kicked 5 FGs in a game: n/a
Kicked a game-winning FG: Diego Guajardo Louisiana, 10/1/22 (0:00 left)
Kicked a 50-yard FG: Diego Guajardo (51) at Texas State, 11/25/23
Kicked 2 50-yard FGs in the same game: n/a
Had a 50-yard punt: Aleks Pulkkinen (53) at North Texas, 9/27/25
Had a 60-yard punt: Jack Brooks (66) vs. Coastal Carolina, 11/26/21
Had a 70-yard punt: Brandon McKee (74) vs. Troy, 10/20/16

LAST TIME (SOUTH ALABAMA TEAM)

Had 30 first downs: vs. Southern Miss (34), 10/17/23
Had fewer than 10 first downs: vs. Georgia Southern (4), 10/3/19
Had 300 yards rushing: vs. ULM (355), 10/26/24
Had 400 yards rushing: vs. Jackson State (413), 9/7/19
Had fewer than 100 yards rushing: at Texas State (77), 11/25/23
Had 5 rushing TDs: at App State (5), 9/19/24
Completed 25 passes in a game: (26) vs. North Texas, 8/31/24
Completed 30 passes in a game: (30) vs. Texas State, 11/29/24
Attempted 40 passes: (49) vs. North Texas, 8/31/24
Attempted 50 passes: at James Madison, 9/30/23
Had 300 yards passing: (432) vs. North Texas, 8/31/24
Had 400 yards passing: (432) vs. North Texas, 8/31/24
Attempted less than 10 passes: n/a
Had less than 100 yards passing: vs. Appalachian State (52), 10/26/19
Had 5 passing TDs: n/a
Had 500 yards of total offense: vs. Western Michigan (537), 12/14/24
Had 600 yards of total offense: vs. Northwestern State (620), 9/12/24
Had fewer than 100 yards of total offense: n/a
Scored 40 points: vs. ULM (46), 10/26/24
Scored 50 points: vs. Northwestern State (87), 9/12/24
Scored 60 points: vs. Northwestern State (87), 9/12/24
Scored a safety: vs. ULM, 10/26/24 (Snapped through the end zone)
Scored a safety in consecutive games: vs. Troy, 10/15/24 & vs. ULM, 10/26/24
Scored a touchdown on defense: vs. Texas State, 11/29/24 (Blayne Myrick, 33-yard interception return)
Scored a touchdown on special teams: vs. Northwestern State, 9/12/24 (Jamaal Pritchett, 62-yard punt return)
Scored a touchdown on offense, defense and special teams: vs. Northwestern State, 9/12/24
Scored a touchdown on its first offensive play of the game: vs. Northwestern State, 9/12/24 (Gio Lopez 39-yard pass to Jeremiah Webb)
Scored a touchdown on the opening play of the game: vs. Air Force, 12/30/16 (Dallas Davis 75 yd pass to Josh Magee)
Returned a punt for a TD: vs. Northwestern State, 9/12/24 (Jamaal Pritchett, 62-yard punt return)
Returned a blocked punt for a TD: at Tulane, 9/7/13 (Terrance Timmons 12 yds)
Returned a blocked FG for a TD: vs. Alabama A&M, 9/16/17 (Gus Nave 83 yds)
Returned a kickoff for a TD: vs. Nicholls, 9/24/16 (Xavier Johnson 95 yds)
Returned the opening kickoff for a TD: vs. Nicholls, 9/24/16 (Xavier Johnson 95 yds)
Returned an interception for a TD: vs. Texas State, 11/29/24 (Blayne Myrick, 33-yard interception return)
Returned a fumble for a TD: vs. San Diego State, 10/1/16 (Devon Earl 80 yds)
Was held scoreless in a half: at Louisiana, 11/16/24 (2nd)
Was held scoreless in the first half: vs. Louisiana, 10/28/23
Was held scoreless: vs. Troy, 12/5/20
Was held scoreless at home: vs. Troy, 12/5/20
Did not score a touchdown: vs. Troy, 10/20/22
Did not score an offensive touchdown: vs. Troy, 10/20/22
Did not commit a turnover: at Southern Miss, 11/23/24
Lost 3 fumbles: (3), 10/28/23
Had 3 passes intercepted: vs. Coastal Carolina, 11/26/21
Had 5 or more turnovers: vs. Louisiana (5), 10/28/23
Had a 100-yd rusher and 100-yd receiver in the same game: Kentrel Bullock (107) and Devin Voisin (152) vs. Tulane, 9/6/25
Had 2 100-yd rushers in the same game: Kentrel Bullock (141) & Fluff Bothwell (119) vs. ULM, 10/26/24
Had 2 100-yd passers in the same game: Gio Lopez (192) and Desmond Trotter (115) vs. Eastern Michigan, 12/23/23
Had 2 100-yd receivers in the same game: Jamaal Pritchett (168) and Caullin Lacy (131) vs. Louisiana, 10/28/23
Had 3 100-yd receivers in the same game: Devin Voisin (141), Caullin Lacy (133) and Jalen Wayne (127) vs. ULM, 10/15/22
Blocked a punt: at Arkansas State, 10/29/22 (Ja'juan Townsend)
Blocked a FG attempt: at Georgia Southern, 11/5/22 (Charles Coleman III)
Blocked a PAT: vs. Louisiana, 11/12/15 (Jeremy Reeves)
Had a punt blocked: vs. North Texas, 8/31/24
Had a FG blocked: vs. Louisiana, 11/16/19
Had a PAT blocked: vs. Louisiana, 10/2/21
Did not punt: vs. Northwestern State, 9/12/24
Had 10 punts: vs. Appalachian State, 10/26/19
Held an opponent scoreless in a half: vs. ULM, 10/26/24 (2nd)
Held an opponent scoreless in the first half: vs. Marshall, 11/18/23 (2nd)
Held an opponent scoreless: vs. Marshall, 11/18/23 (2nd)
Held an opponent scoreless on the road: at Lamar, 10/16/10

Held an opponent without a touchdown: vs. Marshall, 11/18/23 (2nd)
Held an opponent without an offensive touchdown: vs. Marshall, 11/18/23 (2nd)
Held an opponent to 10 or less first downs: (8) vs. Northwestern State, 9/12/24
Held an opponent to 5 or less first downs: vs. Edward Waters, 9/25/10
Forced 5 turnovers: vs. Louisiana Tech (5), 9/24/22
Recovered 3 fumbles: vs. Morgan State (3), 8/30/25
Intercepted 3 passes: vs. Troy, 10/15/24
Had 5 sacks: vs. Coastal Carolina, 11/26/21
Broke up 10 passes: n/a
Held an opponent under 300 yards of total offense: vs. Coastal Carolina, 9/20/25
Held an opponent under 200 yards of total offense: vs. Troy, 10/15/24
Held an opponent under 100 yards of total offense: vs. Pikeville (88), 9/4/10
Held an opponent negative rushing yards: at Arkansas State (-19), 10/29/22
Held an opponent under 100 yards rushing: vs. Troy (36), 10/15/24
Held opponents under 100 yards rushing in back-to-back games: at Georgia Southern vs. Southeastern Louisiana (81), 9/9/23 and at Oklahoma State (94), 9/16/23
Held an opponent under 100 yards passing: vs. Eastern Michigan (73), 12/23/23
Did not allow a sack: vs. Western Michigan, 12/14/24
Had no penalties: n/a
Had 10 penalties: vs. Georgia Southern (13), 11/2/24
Had 100 penalty yards: vs. Troy (100), 10/15/24
Had 35 minutes of possession time: vs. Coastal Carolina (36:41), 9/20/25
Had 40 minutes of possession time: n/a
Won a game without scoring an offensive TD: vs. Nicholls State, 9/8/12 (9-3)
Won a game when trailing after three quarters: at Southern Miss, 11/19/22 (USM led 17-13)
Won a game when trailing by 10 or more points: vs. Western Michigan, 12/14/24 (WMU led 10-0)
Scored in the final minute of regulation to win a game: at Louisiana, 10/1/22 (Diego Guajardo 43 yd FG with 0:00 left)
Scored on the final play to win a game: at Louisiana, 10/1/22 (Diego Guajardo 43 yd FG with 0:00 left)
Was involved in an overtime game: vs. Coastal Carolina, 11/26/21
Played as a ranked team: n/a
Won as a ranked team: n/a
Won as a ranked team on the road: n/a
Played a ranked team: at Auburn, 9/13/25 (24th)
Beat a ranked team: vs. San Diego State, 10/1/16 (19th)
Beat a ranked team on the road: n/a

SOUTH ALABAMA CAREER HIGHS (OFFENSE)

Quarterbacks

4 – Bishop Davenport

Completions	23, at Ohio, 9/7/24
Pass Attempts	37, at Ohio, 9/7/24
Yards Passing	271, vs. Western Michigan, 12/14/24
TDs Passing	2, 4x, Last: at Auburn, 9/13/25
Longest Completion	65, vs. Tulane, 9/6/25
Rushing Attempts	16, at North Texas, 9/27/25
Rushing Touchdowns	1, 3x, Last: at North Texas, 9/27/25
Yards Rushing	85, vs. Western Michigan, 12/14/24
Longest Rush	52, vs. Western Michigan, 12/14/24
Total Offense Yds	356, vs. Western Michigan, 12/14/24
TDs Accounted For	3, 2x, Last: vs. Tulane, 9/6/25

7 – Jared Hollins

Completions	1, 2x, Last: at North Texas, 9/27/25
Pass Attempts	1, 2x, Last: at North Texas, 9/27/25
Yards Passing	8, vs. Morgan State, 8/30/25
TDs Passing	--
Longest Completion	8, vs. Morgan State, 8/30/25
Rushing Attempts	--
Rushing Touchdowns	--
Yards Rushing	--
Longest Rush	--
Total Offense Yds	8, vs. Morgan State, 8/30/25
TDs Accounted For	--

Running Backs

3 – Kentrell Bullock

100-yard Rushing Games	6, Last: vs. Tulane, 9/6/25
Rushing Attempts	24, vs. Tulane, 9/6/25
Yards Rushing	141, vs. ULM, 10/26/24
TDs Rushing	2, 3x, Last: vs. Morgan State, 8/30/25
Longest Rush	59, vs. Northwestern State, 9/12/24
Receptions	3, 3x, Last: at Arkansas State, 10/5/24
Yards Receiving	41, at Arkansas State, 10/5/24
Longest Reception	30, at ULM, 10/7/23

21 – Keenan Phillips

Rushing Attempts	13, vs. Coastal Carolina, 9/20/25
Yards Rushing	104, vs. Coastal Carolina, 9/20/25
TDs Rushing	--
Longest Rush	54, vs. Coastal Carolina, 9/20/25
Receptions	1, 2x, Last: at Auburn, 9/13/25
Yards Receiving	2, at Auburn, 9/13/25
Longest Reception	2, at Auburn, 9/13/25
All-Purpose Yards	46, at Auburn, 9/13/25

22 – PJ Martin

Rushing Attempts	11, at Auburn, 9/13/25
Yards Rushing	72, vs. Northwestern State, 9/12/24
TDs Rushing	1, 3x, Last: vs. Morgan State, 8/30/25
Longest Rush	45, vs. Northwestern State, 9/12/24
Receptions	3, at North Texas, 9/27/25
Yards Receiving	42, at North Texas, 9/27/25
Longest Reception	35, at North Texas, 9/27/25
All-Purpose Yards	102, at North Texas, 9/27/25

25 – Trae'von Dunbar

Rushing Attempts	2, vs. Morgan State, 8/30/25
Yards Rushing	7, vs. Morgan State, 8/30/25
TDs Rushing	--
Longest Rush	4, vs. Morgan State, 8/30/25
Receptions	--
Yards Receiving	--
Longest Reception	--
All-Purpose Yards	7, vs. Morgan State, 8/30/25

Wide Receivers/Tight Ends

1 – Devin Voisin

TD Receptions	2, 2x, Last: vs. Tulane, 9/6/25
100-Yard Games	4, Last: 152 vs. Tulane, 9/6/25
Receptions	11, vs. Western Kentucky, 12/21/22
Yards Receiving	153, vs. Western Kentucky, 12/21/22
Longest Reception	65, vs. Tulane, 9/6/25

2 – Miller McCrumby

TD Receptions	--
100-Yard Games	--
Receptions	4, vs. Tulane, 9/6/25
Yards Receiving	32, vs. Morgan State, 8/30/25
Longest Reception	32, vs. Morgan State, 8/30/25

6 – Micah Woods

TD Receptions	--
100-Yard Games	--
Receptions	1, at North Texas, 9/27/25
Yards Receiving	--
Longest Reception	--

9 – Jeremy Scott

TD Receptions	1, at Auburn, 9/13/25
100-Yard Games	--
Receptions	2, 2x, Last: at Auburn, 9/13/25
Yards Receiving	45, vs. Tulane, 9/6/25
Longest Reception	34, vs. Tulane, 9/6/25

11 – Anthony Eager

TD Receptions	1, 3x, Last: vs. Morgan State, 8/30/25
100-Yard Games	--
Receptions	8, at Auburn, 9/13/25
Yards Receiving	91, at LSU, 9/28/24
Longest Reception	38, at LSU, 9/28/24

12 – Brendan Jenkins

TD Receptions	--
100-Yard Games	--
Receptions	2, 2x, Last: vs. Coastal Carolina, 9/20/25
Yards Receiving	36, vs. Coastal Carolina, 9/20/25
Longest Reception	30, vs. Coastal Carolina, 9/20/25

18 – Keyshawn Woodyard

TD Receptions	--
100-Yard Games	--
Receptions	2, at ULM, 10/7/23
Yards Receiving	34, at ULM, 10/7/23
Longest Reception	21, at ULM, 10/7/23

19 – Rod Gibbs

TD Receptions	1, at North Texas, 9/27/25
100-Yard Games	--
Receptions	2, at North Texas, 9/27/25
Yards Receiving	14, vs. Coastal Carolina, 9/20/25
Longest Reception	14, vs. Coastal Carolina, 9/20/25

82 – Trent Thomas

TD Receptions	--
100-Yard Games	--
Receptions	1, 2x, Last: at Auburn, 9/13/25
Yards Receiving	16, at Auburn, 9/13/25
Longest Reception	16, at Auburn, 9/13/25

SOUTH ALABAMA CAREER HIGHS (DEFENSE)

0 – Christopher Wallace Jr.

Total Tackles	13, at North Texas, 9/27/25
Solo Tackles	8, at Auburn, 9/13/25
Tackles for Loss	2, vs. Tulane, 9/6/25
Forced Fumbles	1, at North Texas, 9/27/25
Fumbles Recovered	1, vs. Morgan State, 8/30/25
Interceptions	–
Long Int. Return	–
Passes Broken Up	–

1 – Wesley Miller

Total Tackles	9, 2x, Last: vs. Tulane, 9/6/25
Solo Tackles	6, vs. Texas State, 11/29/24
Tackles for Loss	2, at Ohio, 9/7/24
Forced Fumbles	–
Fumbles Recovered	1, 2x, Last: at Louisiana, 11/16/24
Interceptions	1, 5x, Last: vs. Morgan State, 8/30/25
Long Int. Return	57, vs. ULM, 10/26/24
Passes Broken Up	1, 3x, Last: vs. Morgan State, 8/30/25

2 – Jayvon Henderon

Total Tackles	4, vs. Tulane, 9/6/25
Solo Tackles	2, 2x, Last: at Auburn, 9/13/25
Tackles for Loss	1, vs. Coastal Carolina, 9/20/25
Forced Fumbles	–
Fumbles Recovered	1, vs. Tulane, 9/6/25
Interceptions	–
Long Int. Return	–
Passes Broken Up	–

3 – Tywon Wray Jr.

Total Tackles	1, vs. Tulane, 9/6/25
Solo Tackles	–
Tackles for Loss	–
Forced Fumbles	–
Fumbles Recovered	–
Interceptions	–
Long Int. Return	–
Passes Broken Up	–

6 – Nehemiah Chandler

Total Tackles	3, 2x, Last: at Auburn, 9/13/25
Solo Tackles	3, at Auburn, 9/13/25
Tackles for Loss	–
Forced Fumbles	–
Fumbles Recovered	–
Interceptions	–
Long Int. Return	–
Passes Broken Up	2, 2x, Last: at North Texas, 9/27/25

7 – Ty Goodwill

Total Tackles	10, vs. Morgan State, 8/30/25
Solo Tackles	5, vs. Morgan State, 8/30/25
Tackles for loss	1.5, vs. Morgan State, 8/30/25
Forced Fumbles	–
Fumbles Recovered	–
Interceptions	1, vs. ULM, 10/26/24
Long Int. Return	–
Passes Broken Up	4, vs. Morgan State, 8/30/25

8 – Mike Harris

Total Tackles	4, vs. Tulane, 9/6/25
Solo Tackles	3, 2x, Last: at Auburn, 9/13/25
Forced Fumbles	1, vs. Tulane, 9/6/25
Interceptions	–
Long Int. Return	–
Passes Broken Up	1, 2x, last vs. Marshall, 11/18/23

9 – Emmanuel Waller

Total Tackles	2, at Auburn, 9/13/25
Solo Tackles	1, at North Texas, 9/27/25
Tackles For Loss	–
Sacks	–
Forced Fumbles	–
Fumble Recoveries	1, vs. Morgan State, 8/30/25

10 – Dalton Hughes

Total Tackles	7, vs. ULM, 10/26/24
Solo Tackles	3, 2x, Last: at North Texas, 9/27/25
Tackles For Loss	1, 3x, Last: vs. Troy, 10/15/24
Sacks	1, vs. Troy, 10/15/24
Interceptions	–
Fumbles Recoveries	1, at North Texas, 9/27/25
Passes Broken Up	–

11 – Anthony Brown

Total Tackles	2, at North Texas, 9/27/25
Solo Tackles	–
Tackles for Loss	–
Forced Fumbles	–
Fumbles Recovered	–
Interceptions	–
Long Int. Return	–
Passes Broken Up	1, at North Texas, 9/27/25

14 – Cole Blaylock

Total Tackles	3, vs. Georgia Southern, 11/2/24
Solo Tackles	1, 5x, Last: at North Texas, 9/27/25
Forced Fumbles	–
Fumbles Recovered	–
Interceptions	–
Long Int. Return	–
Passes Broken Up	–

15 – Chrystyle Caldwell

Total Tackles	4, at Southern Miss, 11/23/24
Solo Tackles	2, 2x, Last: vs. Western Michigan, 12/14/24
Tackles For Loss	0.5, vs. Northwestern State, 9/12/24
Interceptions	1, vs. Northwestern State, 9/12/24
Long Int. Return	1, vs. Northwestern State, 9/12/24
Passes Broken Up	–

16 – Brian Dillard

Total Tackles	2, 2x, Last: at Auburn, 9/13/25
Solo Tackles	2, 2x, Last: at Auburn, 9/13/25
Interceptions	–
Long Int. Return	–
Passes Broken Up	1, vs. Tulane, 9/6/25

17 – Dallas Young

Total Tackles	1, 3x, Last: vs. Coastal Carolina, 9/20/25
Solo Tackles	1, at Auburn, 9/13/25
Tackles for Loss	1, at Auburn, 9/13/25
Forced Fumbles	–
Fumbles Recovered	–
Interceptions	–
Long Int. Return	–
Passes Broken Up	–

18 – R.J. Moss Jr.

Total Tackles	4, vs. Tulane, 9/6/25
Solo Tackles	2, at Auburn, 9/13/25
Fumbles Forced	–
Fumbles Recovered	1, vs. Morgan State, 8/30/25
Sacks	–
Tackles for Loss	1, at Arkansas State, 10/5/24

20 – Tirrell Johnson

Total Tackles	4, 4x, Last: at North Texas, 9/27/25
Solo Tackles	2, 2x, Last: at North Texas, 9/27/25
Tackles For Loss	1.5, vs. Morgan State, 8/30/25
Sacks	1, at Auburn, 9/13/25
Interceptions	–
Long Int. Return	–
Forced Fumbles	1, at North Texas, 9/27/25

22 – Caleb Dozier

Total Tackles	10, vs. Tulane, 9/6/25
Solo Tackles	4, 2x, Last: at Auburn, 9/13/25
Tackles For Loss	–
Sacks	–
Interceptions	–
Long Int. Return	–
Passes Broken Up	–

24 – Damyrion Darby

Total Tackles	4, vs. Morgan State, 8/30/25
Solo Tackles	2, vs. Georgia Southern, 11/2/24
Interceptions	–
Long Int. Return	–
Passes Broken Up	–

25 – Tre'Mon Henry

Total Tackles	2, vs. Morgan State, 8/30/25
Solo Tackles	1, vs. Morgan State, 8/30/25
Tackles For Loss	1, vs. Morgan State, 8/30/25
Sacks	–
Interceptions	–
Long Int. Return	–
Passes Broken Up	–

26 – Parker Shattuck

Total Tackles	3, vs. Texas State, 11/29/24
Solo Tackles	2, at Louisiana, 11/16/24
Tackles For Loss	1.5, at Southern Miss, 11/23/24
Sacks	1.5, at Southern Miss, 11/23/24
Interceptions	–
Long Int. Return	–
Passes Broken Up	–

27 – IBK Mafe

Total Tackles	3, vs. Morgan State, 8/30/25
Solo Tackles	1, 2x, Last: at North Texas, 9/27/25
Tackles For Loss	1.5, vs. Morgan State, 8/30/25
Sacks	0.5, vs. Morgan State, 8/30/25
Interceptions	–
Long Int. Return	–
Passes Broken Up	–

28 – Darius McKenzie

Total Tackles	13, vs. Texas State, 11/29/24
Solo Tackles	5, 2x, Last: vs. Tulane, 9/6/25
Sacks	.5, vs. Georgia Southern, 11/2/24
Forced Fumbles	–
Fumbles Recovered	1, at App State, 9/19/24
Interceptions	–
Long Int. Return	–
Passes Broken Up	2, vs. Troy, 10/15/24

30 – Achilles Woods

Total Tackles	1, 3x, Last: vs. Coastal Carolina, 9/20/25
Solo Tackles	–
Tackles For Loss	–
Sacks	–
Forced Fumbles	–
Fumble Recoveries	–

SOUTH ALABAMA CAREER HIGHS (DEFENSE)

32 – Blayne Myrick

Total Tackles	13, at Arkansas State, 10/5/24
Solo Tackles	8, at Arkansas State, 10/5/24
Tackles For Loss	3, at Arkansas State, 10/5/24
Sacks	1, 2x, Last: at Southern Miss, 11/23/24
Interceptions	1, vs. Texas State, 11/29/24
Long Int. Return	33, vs. Texas State, 11/29/24
Passes Broken Up	1, vs. Morgan State, 8/30/25
Forced Fumbles	1, vs. Ohio, 9/7/24

45 – Ed Smith IV

Total Tackles	4, 4x, Last: vs. Tulane, 9/6/25
Solo Tackles	4, vs. Old Dominion, 11/26/22
Tackles For Loss	1, 4x, Last: vs. Western Michigan, 12/14/24
Sacks	1, 3x, vs. Western Michigan, 12/14/24
Forced Fumbles	1, vs. Old Dominion, 11/26/22
Fumble Recoveries	1, at UCLA, 9/17/22

90 – E’Mauri Smiley

Total Tackles	4, vs. Morgan State, 8/30/25
Solo Tackles	2, vs. Morgan State, 8/30/25
Tackles For Loss	1, vs. Morgan State, 8/30/25
Sacks	1, vs. Morgan State, 8/30/25
Forced Fumbles	1, vs. Morgan State, 8/30/25
Fumble Recoveries	--

91 – Nathan Jennings

Total Tackles	2, 2x, Last: vs. Coastal Carolina, 9/20/25
Solo Tackles	1, vs. Morgan State, 8/30/25
Tackles For Loss	1.5, vs. Morgan State, 8/30/25
Sacks	1.5, vs. Morgan State, 8/30/25
Forced Fumbles	--
Fumble Recoveries	--

96 – Dominic Wiseman

Total Tackles	2, at North Texas, 9/27/25
Solo Tackles	1, 3x, Last: at North Texas, 9/27/25
Tackles For Loss	1, vs. Tulane, 9/6/25
Sacks	1.0 vs. Tulane, 9/6/25
Forced Fumbles	--
Fumble Recoveries	--

97 – Tyler Thomas

Total Tackles	4, 4x, Last: vs. Coastal Carolina, 9/20/25
Solo Tackles	2, at App State, 9/19/24
Tackles For Loss	2, at North Texas, 9/27/25
Sacks	1, 4x, Last: at North Texas, 9/27/25
Forced Fumbles	1, 2x, Last: at Arkansas State, 10/5/24
Fumble Recoveries	--

99 – Stephen Johnson

Total Tackles	2, 2x, Last: vs. Coastal Carolina, 9/20/25
Solo Tackles	1, vs. Coastal Carolina, 9/20/25
Tackles For Loss	--
Sacks	--
Forced Fumbles	--
Fumble Recoveries	--

SOUTH ALABAMA CAREER HIGHS (SPECIAL TEAMS)

35 – Davis Little

Field Goals	--
Long Field Goal	--
Extra Points	4, vs. Northwestern State, 9/12/24
Total Points	4, vs. Northwestern State, 9/12/24

36 – Hamilton DiBoyan

Field Goals	1, 3x, Last: vs. Tulane, 9/6/25
Long Field Goal	28, vs. Tulane, 9/6/25
Extra Points	5, vs. Morgan State, 8/30/25
Total Points	8, vs. Morgan State, 8/30/25

44 – Aleksi Pulkkinen

Punts	7, 2x, Last: at Southern Miss, 11/23/24
Yards Punting	273, at LSU, 9/28/24
Long Punt	67, vs. ULM, 10/26/24
Inside 20	4, at Ohio, 9/7/24
50+ yards	1, 5x, Last: at North Texas, 9/27/25
Punting Average	50, vs. ULM, 10/26/24

2025 GAME RECAPS

GAME1

MORGAN STATE	7	0	7	7	21
SOUTH ALABAMA	7	10	7	14	38



Aug. 30, 2025 | Hancock Whitney Stadium | Mobile, Ala.

Captains: (5) WR Devin Voisin – OL Malachi Preciado – S Christopher Wallace Jr. – LB Blayne Myrick
Big Plays in All-Three Phases Lift Jags to 38-21 Win Over Morgan State

MOBILE, Ala. – South Alabama made big plays in all-three phases of the game in Saturday night's season-opener to defeat Morgan State, 38-21, and start the season 1-0.

KEY STATS

- Davenport orchestrated an efficient passing attack, going 13-of-15 through the air on the night
- The South Alabama defense recorded four takeaways while the offense coughed up just one turnover, giving the Jaguars a plus-three advantage in the turnover margin
- USA's defense kept Morgan State behind the chains all game with 10 tackles for loss

NOTABLE

- Kentrel Bullock registered the fifth 100-yard rushing game of his career with 127 total yards
- Wesley Miller's interception in the second quarter was the fifth of his career
- Ty Goodwill set a career high in tackles against Morgan State with 10, and in pass breakups with four
- Smiley's strip sack in the first quarter occurred in his very first collegiate game. It led to the first fumble recovery of Moss' career
- Voisin's fourth-quarter touchdown was his first in two seasons
- South Alabama secured its first, season-opening victory since the 2022 campaign

STAT LEADERS

MORGAN STATE						SOUTH ALABAMA					
Passing	C-A-I	Yds	TD	Long	Sk	Passing	C-A-I	Yds	TD	Long	Sk
Muasau, Kobe	14-22-1	156	0	25	3	Davenport, Bishop	12-14-0	166	2	34	1
Griffith, John	1-3-0	3	0	3	0	Hollins, Jared	1-1-0	8	0	8	0
Totals	15-25-1	159	0	25	3	Totals	13-15-0	174	2	34	1
Rushing						Rushing					
	Att.	Yds	TD	Long	Avg.		Att.	Yds	TD	Long	Avg.
Collins Jr., Jason	24	83	2	16	3.5	Bullock, Kentrel	23	127	2	20	5.5
Nauden, Randall	7	77	1	56	11.0	Martin, PJ	8	40	1	9	5.0
Muasau, Kobe	8	22	0	8	2.8	Phillips, Keenan	5	30	0	12	6.0
Griffith, John	1	-1	0	0	-1.0	Dunbar, Trae'von	2	7	0	4	3.5
Totals	40	181	3	56	4.5	Davenport, Bishop	3	-11	0	1	-3.7
Receiving						Receiving					
	No.	Yds	TD	Long			No.	Yds	TD	Long	
Kennerly Jr., Joseph	2	34	0	17	Voisin, Devin	7	69	1	31		
Leatherbury, M.	5	33	0	23	Eager, Anthony	2	53	1	34		
Perry, Justin	1	25	0	25	McCrumby, Miller	1	32	0	32		
Nyivih, Ferdinand	1	24	0	24	Jenkins, Brendan	1	15	0	15		
Lowe, Matt	2	16	0	16	Scott, Jeremy	1	8	0	8		
Nauden, Randall	2	13	0	10	Phillips, Keenan	1	-3	0	0		
Collins Jr., Jason	1	11	0	11	Totals	13	174	2	34		
Simmons, Alex	1	3	0	3							
Totals	15	159	0	25							

SCORING SUMMARY

Qtr	Score	Time	Team	Scoring Play (Drive Summary)
1st	7-0	8:36	MSU	Collins Jr., 2-yd run (11 plays, 80 yards, TOP 6:18)
1st	7-7	5:01	USA	Bullock, 1-yd run (9 plays, 75 yards, TOP 3:35)
2nd	10-7	12:54	USA	DiBoyan, 23-yd field goal (5 plays, 13 yards, TOP 2:25)
2nd	17-7	1:54	USA	Eager, 19-yd pass from Davenport (5 plays, 45 yards, TOP 2:01)
3rd	24-7	10:17	USA	Martin, 3-yd run (10 plays, 75 yards, TOP 4:43)
3rd	24-14	4:13	MSU	Collins Jr., 3-yd run (10 plays, 75 yards, TOP 6:04)
4th	31-14	9:27	USA	Bullock, 2-yd run (2 plays, 4 yards, TOP 0:31)
4th	38-14	7:47	USA	Voisin, 31-yd pass from Davenport (1 play, 31 yards, TOP 0:07)
4th	38-21	3:24	MSU	Nauden, 7-yd run (9 plays, 75 yards, TOP 4:23)

GAME2

TULANE	14	10	3	6	33
SOUTH ALABAMA	14	0	0	17	31



Sept. 6, 2025 | Hancock Whitney Stadium | Mobile, Ala.

Captains: (5) LB Tirrell Johnson – WR Devin Voisin – S Wesley Miller – P Aleksii Pulkkinen
South's Comeback Bid Falls Just Short in 33-31 Loss to Tulane

MOBILE, Ala. – Down 16 points in the fourth quarter, South Alabama Football fought back and created a chance to tie the game on a two-point conversion with less than a minute to play, but the attempt came up short as Tulane held on to win, 33-31, Saturday night at Hancock Whitney Stadium.

The loss dropped the Jaguars to 1-1 for the season.

KEY STATS

- After the Jags got off to a red-hot start in the first quarter, Tulane out-gained South 125-36 in the second quarter.
- South Alabama went 3-of-4 in the red zone while Tulane was perfect in the red zone. The Jaguars scored just 18 red zone points while the Green Wave scored 24 points inside USA's 20-yard line.
- The Jaguars lost the turnover battle 2-1. One of South's two fumbles led to an empty red zone possession
- Tulane out-rushed South 241-190, but the Jaguar passing attack outdid Tulane's 231-165.
- Voisin finished the game with eight catches for 152 yards and two touchdowns to lead the USA offensive attack
- Caleb Dozier and Darius McKenzie both tallied 10 tackles to lead the defensive effort. Wesley Miller also pitched in nine of his own.

NOTABLE

- Harris' forced fumble and Henderson's fumble recovery in the first quarter were both the first of their respective South Alabama careers
- Voisin's 65-yard touchdown reception was the longest catch of his career. His previous long was 47 yards against Western Kentucky in 2022.
- The touchdown strike to Voisin was the longest completion of Davenport's career. His previous long was 52 yards in the 2024 IS4S Salute to Veterans Bowl against Western Michigan.
- Running back Kentrel Bullock recorded the sixth 100-yard rushing game of his career, and his second in as many games this season

STAT LEADERS

TULANE						SOUTH ALABAMA					
Passing	C-A-I	Yds	TD	Long	Sk	Passing	C-A-I	Yds	TD	Long	Sk
Retzlaff, Jake	13-24-0	125	1	20	1	Davenport, Bishop	17-24-0	231	2	65	1
Sullivan, Brandon	3-3-0	40	0	20	0	Totals	17-24-0	231	2	65	1
Totals	16-27-0	165	1	20	1	Rushing					
	Att.	Yds	TD	Long	Avg.		Att.	Yds	TD	Long	Avg.
Mobley, Zuberi	11	82	2	28	7.5	Bullock, Kentrel	24	107	1	13	4.5
Gordon, Javin	15	80	0	22	5.3	Davenport, Bishop	12	63	1	14	5.3
Retzlaff, Jake	13	64	1	19	4.9	Martin, PJ	3	18	0	9	6.0
Barnes II, Arnold	5	12	0	8	2.4	Phillips, Keenan	2	2	0	2	1.0
Sullivan, Bendan	1	3	0	3	3.0	Totals	41	190	2	14	4.6
Totals	45	241	3	28	5.4	Receiving					
	No.	Yds	TD	Long			No.	Yds	TD	Long	
Bohanon, Bryce	5	62	0	20	Voisin, Devin	8	152	2	65		
Lewis Jr., Zycari	2	24	0	20	Scott, Jeremy	2	45	0	34		
Miller Jr., Anthony	2	21	0	14	McCrumby, Miller	4	29	0	13		
Brown-Stehpens, A.	2	19	0	10	Eager, Anthony	2	7	0	4		
Pascuzzi, Johnny	2	15	1	10	Bullock, Kentrel	1	-2	0	0		
Preston, Shazz	1	14	0	14	Totals	17	231	2	65		
Mitchell Jr., Oliver	1	5	0	5							
Reid, Justyn	1	5	0	5							
Totals	16	165	1	20							

SCORING SUMMARY

Qtr	Score	Time	Team	Scoring Play (Drive Summary)
1st	7-0	10:48	USA	Davenport, 9-yd run (9 plays, 75 yards, TOP 4:12)
1st	14-0	7:11	USA	Voisin, 65-yd pass from Davenport (3 plays, 77 yards, TOP 1:00)
1st	14-7	4:11	TULANE	Pascuzzi, 5-yd pass from Retzlaff (7 plays, 55 yards, TOP 2:52)
1st	14-14	0:24	TULANE	Mobley, 16-yd run (7 plays, 42 yards, TOP 2:56)
2nd	21-14	6:52	TULANE	Retzlaff, 1-yd run (11 plays, 57 yards, TOP 5:28)
2nd	24-14	0:49	TULANE	Durkin, 50-yd field goal (9 plays, 53 yards, TOP 4:14)
3rd	27-14	8:51	TULANE	Durkin, 34-yd field goal (12 plays, 61 yards, TOP 6:02)
4th	27-17	14:57	USA	DiBoyan, 28-yd field goal (8 plays, 40 yards, TOP 3:20)
4th	33-17	10:01	TULANE	Mobley, 28-yd run (10 plays, 78 yards, TOP 4:51)
4th	33-25	5:27	USA	Bullock, 1-yd run (12 plays, 75 yards, TOP 4:34)
4th	33-31	0:59	USA	Voisin, 26-yd pass from Davenport (7 plays, 80 yards, TOP 1:22)

2025 GAME RECAPS

GAME3

SOUTH ALABAMA	3	6	6	0	15
AUBURN	7	21	3	0	31



Sept. 13, 2025 | Jordan-Hare Stadium | Auburn, Ala.

Captains: (5) RB Kentrel Bullock – OL Malachi Preciado – LB Darius McKenzie – LS Baxter Turner

Jags Hang Tough in 31-15 Loss to No. 24 Auburn

AUBURN, Ala. – In its first-ever trip to Jordan-Hare Stadium to take on No. 24 Auburn, South Alabama gave the Tigers all they could handle in a hard-fought, 31-15 loss Saturday afternoon.

With the setback, the Jaguars fell to 1-2 overall on the season.

KEY STATS

- Auburn won the turnover battle 2-0 and scored seven points off turnovers.
- South Alabama held the Tigers to 7-of-13 on third-down conversions, but the Tigers were 3-for-3 on fourth downs.
- South Alabama's passing attack out-dueled Auburn's by a tally of 170-142, but the Tigers won the rushing battle 195-140.
- Despite trailing 28-9 at the half, South Alabama's defense held Auburn's offense to just three points in the second half

NOTABLE

- Saturday's game was the first-ever between South Alabama and a power five opponent from the state of Alabama.
- Jeremy Scott scored his first-career touchdown on his fourth-career reception. The redshirt freshman caught three passes in South's first-two games this season before recording the touchdown against Auburn.
- Voisin's touchdown reception in the third quarter was his fourth in three games for the Jaguars this season
- Anthony Eager set a career high with eight receptions on Saturday
- Safety Christopher Wallace Jr. set a new career high with eight tackles against the Tigers

STAT LEADERS

SOUTH ALABAMA					
Passing	C-A-I	Yds	TD	Long	Sk
Davenport, Bishop	18-26-1	170	2	25	1
Totals	18-26-1	170	2	25	1

Rushing	Att.	Yds	TD	Long	Avg.
Bullock, Kentrel	16	57	0	9	3.6
Martin, PJ	11	30	0	16	2.7
Davenport, Bishop	7	27	0	16	3.9
Phillips, Keenan	8	26	0	7	3.3
Totals	42	140	0	16	3.3

Receiving	No.	Yds	TD	Long
Eager, Anthony	8	55	0	14
Voisin, Devin	4	45	1	21
Jenkins, Brendan	2	31	0	25
Scott, Jeremy	2	21	2	20
Thomas, Trent	1	16	0	16
Phillips, Keenan	1	2	0	2
Totals	18	170	2	25

AUBURN					
Passing	C-A-I	Yds	TD	Long	Sk
Arnold, Jackson	13-24-0	142	1	32	1
Totals	13-24-0	142	1	32	1

Rushing	Att.	Yds	TD	Long	Avg.
Cobb, Jeremiah	19	119	1	15	6.3
Arnold, Jackson	10	50	2	9	5.0
Singleton Jr., Eric	3	15	0	8	5.0
Mabson II, Omar	5	13	0	5	2.6
Totals	39	195	3	15	5.0

Receiving	No.	Yds	TD	Long
Singleton Jr., Eric	6	65	0	14
Coleman, Cam	2	49	1	32
Fields, Horatio	2	20	0	14
Mabson II, Omar	1	7	0	7
Thompson, Perry	1	4	0	4
Cain, Bryce	1	-3	0	0
Totals	13	142	1	32

SCORING SUMMARY

Qtr	Score	Time	Team	Scoring Play (Drive Summary)
1st	7-0	9:09	AUB	Coleman, 32-yd pass from Arnold (12 plays, 92 yards, TOP 5:51)
1st	7-3	3:43	USA	DiBoyan, 29-yd field goal (12 plays, 64 yards, TOP 5:26)
2nd	14-3	14:14	AUB	Arnold, 6-yd run (5 plays, 33 yards, TOP 1:30)
2nd	21-3	9:48	AUB	Arnold, 5-yd run (7 plays, 54 yards, TOP 2:36)
2nd	21-9	5:24	USA	Scott, 20-yd pass from Davenport (10 plays, 75 yards, TOP 4:24)
2nd	28-9	0:40	AUB	Cobb, 2-yd run (14 plays, 75 yards, TOP 4:44)
3rd	28-15	9:55	USA	Voisin, 12-yd pass from Davenport (11 plays, 75 yards, TOP 5:05)
3rd	31-15	1:15	AUB	McPherson, 34-yd field goal (16 plays, 62 yards, TOP 8:34)

GAME4

COASTAL CAROLINA	0	7	14	17	38
SOUTH ALABAMA	0	14	3	3	20



Sept. 20, 2025 | Hancock Whitney Stadium | Mobile, Ala.

Captains: (5) LS Anthony Zaccaro – TE Trent Thomas – DL RJ Moss – RB PJ Martin

MOBILE, Ala. – Coastal Carolina took advantage of short fields and turnovers to defeat South Alabama, 38-20, Saturday night at Hancock Whitney Stadium.

The Jaguars fell to 1-3 overall and 0-1 in Sun Belt Conference play in defeat.

KEY STATS

- Coastal Carolina went 4-of-4 on red zone attempts while South Alabama only converted on 2-of-3 trips to the red zone.
- The Chanticleers won the turnover battle 2-0 and scored 17 points off turnovers.
- Despite the loss, South Alabama outgained Coastal 420-294 in total yardage.

NOTABLE

- Tight end Rod Gibbs recorded the second reception of his career and his first of the season on a 14-yard, third-down conversion during South's first drive of the game.
- Anthony Eager jumped on a fumble in the end zone to score South Alabama's first touchdown of the night.
- The Jaguars scored on a similar play last season when Devin Voisin fumbled the ball at the one-yard line and Jamaal Pritchett recovered it in the end zone for a touchdown.
- Kentrel Bullock's rushing touchdown at the end of the first half was his fourth of the season.
- Keenan Phillips' 54-yard rush in the second quarter became the longest rushing play of the season for the Jaguars, and the second-longest offensive play.
- Voisin's 48-yard catch in the fourth quarter was his sixth explosive receiving play of the season and his third catch of more than 30 yards.
- DiBoyan's 47-yard field goal set a new career long for the redshirt sophomore

STAT LEADERS

COASTAL CAROLINA					
Passing	C-A-I	Yds	TD	Long	Sk
Hudson, Tad	13-25-0	112	2	28	1
Totals	13-25-0	112	2	28	1

Rushing	Att.	Yds	TD	Long	Avg.
Simpkins, Ja'Vin	9	84	1	24	9.3
Edwards, Jevon	5	51	0	30	10.2
Knically, Dominic	9	32	0	10	3.6
Hudson, Tad	5	18	1	7	3.6
Washington, Robby	1	1	0	1	1.0
TEAM	2	-4	0	0	-2.0
Totals	31	182	2	30	5.9

Receiving	No.	Yds	TD	Long
Graves, Bryson	5	35	0	24
Gillie, Malcolm	1	28	0	28
Meiga, Malick	1	19	1	19
Washington, Robby	2	14	1	17
Johnson, Brooks	1	14	0	14
Simpkins, Ja'Vin	2	5	0	6
Aragon, Eli	1	-3	0	0
Totals	13	112	2	28

SOUTH ALABAMA					
Passing	C-A-I	Yds	TD	Long	Sk
Davenport, Bishop	22-36-2	197	0	48	3
Totals	22-36-2	197	0	48	3

Rushing	Att.	Yds	TD	Long	Avg.
Phillips, Keenan	13	104	0	54	8.0
Bullock, Kentrel	13	73	1	11	5.6
Martin, PJ	9	69	0	38	7.7
Eager, Anthony	0	0	1	0	0.0
Davenport, Bishop	9	-23	0	7	-2.6
Totals	44	223	2	54	5.1

Receiving	No.	Yds	TD	Long
Voisin, Devin	8	94	0	48
Jenkins, Brendan	2	36	0	30
Eager, Anthony	4	20	0	9
Jones-Thomas, J.	2	14	0	17
Gibbs, Rod	1	14	0	14
Bullock, Kentrel	2	11	0	10
McCrumby, Miller	2	5	0	4
Martin, PJ	1	3	0	3
Totals	22	197	0	48

SCORING SUMMARY

Qtr	Score	Time	Team	Scoring Play (Drive Summary)
2nd	7-0	7:12	USA	Eager, 0-yd fumble recovery (8 plays, 60 yards, TOP 3:37)
2nd	7-7	5:08	CCU	Meiga, 19-yd pass from Hudson (6 plays, 65 yards, TOP 2:04)
2nd	14-7	1:24	USA	Bullock, 2-yd run (8 plays, 75 yards, TOP 3:44)
3rd	14-14	13:16	CCU	Washington, 17-yd pass from Hudson (3 plays, 40 yards, TOP 1:01)
3rd	21-14	11:19	CCU	Hudson, 7-yd run (5 plays, 20 yards, TOP 1:47)
3rd	21-17	5:11	USA	DiBoyan, 37-yd field goal (12 plays, 55 yards, TOP 6:08)
4th	28-17	10:00	CCU	Simpkins, 24-yd run (6 plays, 80 yards, TOP 2:29)
4th	28-20	6:32	USA	DiBoyan, 47-yd field goal (8 plays, 46 yards, TOP 3:28)
4th	31-20	2:48	CCU	Afrookhteh, 44-yd field goal (4 plays, 0 yards, TOP 0:53)
4th	38-20	2:32	CCU	Brown, 13-yd fumble recovery

2025 GAME RECAPS

GAME5

SOUTH ALABAMA	7	0	7	8	22
NORTH TEXAS	7	7	14	8	36



Sept. 27, 2025 | DATCU Stadium | Denton, Texas

Captains: (5) DL Ed Smith IV – QB Bishop Davenport – S Chris Wallace Jr. – LB Chrystyle Caldwell

Strong Defensive Effort Not Enough in Setback to North Texas

DENTON, Texas – Guided by a strong defensive effort, South Alabama brought the fight to North Texas but could not do enough to catch up late in a 36-22 defeat Saturday afternoon at DATCU Stadium.

The loss dropped the Jaguars to 1-4 on the season.

KEY STATS

- North Texas won the total yardage batter 429-396 despite the Jags outrushing the Mean Green by a count of 204-195.
- The Jaguars were plagued by untimely penalties all game long, committing eight for eight yards compared to just five for 41 yards for North Texas.
- Tackling was a struggle for South Alabama in defeat. The Jags brought down the Mean Green 64 times compared to 76 total tackles for North Texas. UNT was also able to generate seven tackles for loss compared to just three for South.

NOTABLE

- South Alabama's opening touchdown drive was its first time finding the end zone on the first drive of the game since week two against Tulane
- Gibbs scored his first-career touchdown in the third quarter on a one-yard pass from Davenport. It was the fourth overall reception of Gibbs' career.
- Hughes' fumble recovery was the first of his career. It was also the first defensive takeaway for the Jaguars since week two against Tulane.
- Wallace set a new career high with 13 total tackles
- Micah Woods recorded his first-career reception in a South Alabama uniform in the fourth quarter to convert a key third down

STAT LEADERS

SOUTH ALABAMA					
Passing	C-A-I	Yds	TD	Long	Sk
Davenport, Bishop	17-34-1	195	1	36	2
Hollins, Jared	1-1-0	-3	0	0	0
Totals	18-35-1	192	1	36	2
Rushing					
	Att.	Yds	TD	Long	Avg.
Martin, PJ	10	60	0	19	6.0
Davenport, Bishop	16	59	1	34	3.7
Bullock, Kentrel	11	46	1	10	4.2
Phillips, Keenan	8	39	0	20	4.9
Totals	45	227	2	34	4.5
Receiving					
	No.	Yds	TD	Long	
Voisin, Devin	5	97	0	36	
Martin, PJ	3	42	0	35	
McCrumby, Miller	2	20	0	16	
Eager, Anthony	5	20	0	15	
Gibbs, Rod	2	10	1	9	
Woods, Micah	1	3	0	3	
Totals	18	192	1	36	

NORTH TEXAS					
Passing	C-A-I	Yds	TD	Long	Sk
Mestemaker, Drew	14-26-0	234	1	68	1
Totals	14-26-0	234	1	68	1
Rushing					
	Att.	Yds	TD	Long	Avg.
Hawkins, Caleb	16	140	2	27	8.8
McGill II, Makenzie	13	47	0	8	3.6
Coleman, Miles	1	18	1	18	18.0
Mestemaker, Drew	6	-4	1	12	-0.7
TEAM	3	-6	0	0	-2.0
Totals	39	195	4	27	5.0
Receiving					
	No.	Yds	TD	Long	
Hawkins, Caleb	2	78	1	68	
Coleman, Miles	4	37	0	15	
Young, Wyatt	1	36	0	36	
Williams III, Tre	1	27	0	27	
Dorner, Cameron	2	25	0	19	
Carnes, Dalton	1	11	0	11	
Sides, Landon	1	11	0	11	
Evans, Simeon	2	9	0	6	
Totals	14	234	1	68	

SCORING SUMMARY

Qtr	Score	Time	Team	Scoring Play (Drive Summary)
1st	7-0	10:40	USA	Davenport, 2-yd run (10 plays, 75 yards, TOP 4:20)
1st	7-7	7:04	UNT	Coleman, 18-yd run (8 plays, 75 yards, TOP 3:36)
2nd	14-7	7:19	UNT	Hawkins, 6-yd run (4 plays, 45 yards, TOP 1:10)
3rd	21-7	10:25	UNT	Hawkins, 68-yd pass from Mestemaker (2 plays, 64 yards, TOP 0:35)
3rd	21-14	6:00	USA	Gibbs, 1-yd pass from Davenport (12 plays, 75 yards, TOP 4:25)
3rd	28-14	2:08	UNT	Mestemaker, 4-yd run (7 plays, 47 yards, TOP 3:43)
4th	28-22	6:11	USA	Bullock, 2-yd run (10 plays, 87 yards, TOP 4:04)
4th	36-22	1:59	UNT	Hawkins, 27-yd run (7 plays, 75 yards, TOP 4:12)

GAME6

SOUTH ALABAMA	0	0	0	0	0
TROY	0	0	0	0	0



Oct. 4, 2025 | Veterans Memorial Stadium | Troy, Ala.

Captains:

TROY, Ala. -

KEY STATS

NOTABLE

STAT LEADERS

SCORING SUMMARY

Qtr	Score	Time	Team	Scoring Play (Drive Summary)
-----	-------	------	------	------------------------------



2025-26 South Alabama Football
Game Results
All games

Page 1/1
as of Sep 29, 2025

Team Results

	Date	Opponent		Score	Overall	Conf	Time	Attend
	08/30/2025	Morgan St.	W	38-21	1-0	0-0	4:16	14017
	09/06/2025	Tulane	L	31-33	1-1	0-0	3:18	16871
	09/13/2025	at Auburn	L	15-31	1-2	0-0	2:56	88043
*	09/20/2025	Coastal Carolina	L	20-38	1-3	0-1	3:18	17050
	09/27/2025	at North Texas	L	22-36	1-4	0-1	3:20	16575



**2025-26 South Alabama Football
Team Game-by-Game
All games**

Page 1/1
as of Sep 29, 2025

		Rushing				Receiving				Passing				Kick Returns				Punt Returns				tot		
Date	Opponent	no.	yds	td	lg	no.	yds	td	lg	cmp	att	int	yds	td	lg	no.	yds	td	lg	no.	yds	td	lg	off
08/30/2025	Morgan St.	41	193	3	20	13	174	2	34	13	15	0	174	2	34	1	0	0	0	1	46	0	46	367
09/06/2025	Tulane	41	190	2	14	17	231	2	65	17	24	0	231	2	65	0	0	0	0	2	42	0	35	421
09/13/2025	at Auburn	42	140	0	16	18	170	2	25	18	26	1	170	2	25	1	18	0	18	0	0	0	0	310
09/20/2025	Coastal Carolina	44	223	2	54	22	197	0	48	22	36	2	197	0	48	1	16	0	16	2	21	0	21	420
09/27/2025	at North Texas	45	204	2	34	18	192	1	36	18	35	1	192	1	36	1	24	0	24	0	0	0	0	396
South Alabama		213	950	9	54	88	964	7	65	88	136	4	964	7	65	4	58	0	24	5	109	0	46	1914
Opponents		194	980	15	56	71	812	5	68	71	127	1	812	5	68	11	259	0	44	2	14	0	14	1792

South Alabama Averages

Games	Avg/ rush	Avg/ catch	Pass effic	KR avg	PR avg	All purpose avg/game	Total offense avg/game
5	4.5	11.0	135.3	14.5	21.8	417.6	382.8

Date	Opponent	ua	Tackles		tfl-yds	Sacks no-yds	Fumble		Pass Defense			blkd kick	PAT attempts			off		
			a	total			ff	fr-yds	int-yds	qbh	brup		kick	rush	rcv	saf	t/o	pts
08/30/2025	Morgan St.	23	50	73	10.0-43	3-20	1	3-0	1-7	1	6	0	5-5	0	0	0	14	38
09/06/2025	Tulane	32	48	80	5.0-25	1-9	1	1-17	0-0	0	3	0	2-2	1	0	0	7	31
09/13/2025	at Auburn	42	10	52	2.0-4	1-1	0	0-0	0-0	0	2	0	0-2	0	0	0	0	15
09/20/2025	Coastal Carolina	23	32	55	5.0-13	1-0	0	0-0	0-0	5	2	0	2-2	0	0	0	0	20
09/27/2025	at North Texas	29	34	63	3.0-25	1-12	2	1-0	0-0	3	3	0	2-2	1	0	0	0	22
South Alabama		149	174	323	25.0-110	7-42	4	5-17	1-7	9	16	0	11-13	2	0	0	21	126
Opponents		182	180	362	25.0-74	8-42	6	5-13	4-45	13	11	0	19-20	0	1	0	24	159

Date	Opponent	no.	yds	Punting						Field Goals				Kickoffs				
				avg	long	blkd	tb	fc	50+	i20	md-att	long	blkd	no.	yds	avg	tb	ob
08/30/2025	Morgan St.	3	128	42.7	55	0	0	2	1	2	1-1	23	0	7	379	54.1	2	1
09/06/2025	Tulane	2	63	31.5	52	0	0	0	1	1	1-1	28	0	5	304	60.8	0	0
09/13/2025	at Auburn	1	39	39.0	39	0	0	0	0	0	1-1	29	0	4	246	61.5	1	0
09/20/2025	Coastal Carolina	3	99	33.0	52	0	1	1	1	1	2-3	47	0	5	316	63.2	2	1
09/27/2025	at North Texas	5	189	37.8	53	0	0	2	1	1	0-0	0	0	4	246	61.5	2	1
South Alabama		14	518	37.0	55	0	1	5	4	5	5-6	47	0	25	1491	59.6	7	3
Opponents		19	813	42.8	59	0	1	8	2	5	4-5	50	0	30	1901	63.4	19	1



2025-26 South Alabama Football
Overall Team Statistics
All games

Page 1/2
as of Sep 29, 2025

Team Statistics

	USA	OPP
Scoring	126	159
Points per game	25.2	31.8
Points Off Turnovers	21	24
First Downs	102	94
Rushing	51	49
Passing	42	40
Penalty	9	5
Rushing Yardage	950	980
Yards gained rushing	1040	1088
Yards lost rushing	90	108
Rushing attempts	213	194
Average per rush	4.5	5.1
Average per game	190.0	196.0
TDs Rushing	9	15
Passing Yardage	964	812
Comp-Att-Int	88-136-4	71-127-1
Average per pass	7.1	6.4
Average per catch	11.0	11.4
Average per game	192.8	162.4
TDs Passing	7	5
Total offense	1914	1792
Total plays	349	321
Average per play	5.5	5.6
Average per game	382.8	358.4
Kick returns: #-Yards	4-58	11-259
Punt returns: #-Yards	5-109	2-14
Int returns: #-Yards	1-7	4-45
Kick return average	14.5	23.5
Punt return average	21.8	7.0
Int return average	7.0	11.3
Fumbles-Lost	11-5	6-5
Penalties-Yards	31-245	39-302
Average per game	49.0	60.4
Punts-Yards	14-518	19-813
Average per punt	37.0	42.8
Net punt average	34.6	36.0
Kickoffs-Yards	25-1491	30-1901
Average per kick	59.6	63.4
Net kick average	38.7	40.7
Time of possession / game	30:30	29:30
3rd-down conversion	28/73	30/67
3rd-down pct	38%	45%
4th-down conversion	10/18	7/8



2025-26 South Alabama Football
Overall Team Statistics
All games

Page 2/2
as of Sep 29, 2025

	USA	OPP
4th-down pct	56%	88%
Sacks by-Yards	7-42	8-42
Misc Yards	0	0
Touchdowns scored	16	21
Field goals - attempts	5-6	4-5
On-Side kicks	0-1	0-0
Red-zone scores	(16-19) 84%	(19-19) 100%
Red-zone touchdowns	(12-19) 63%	(16-19) 84%
PAT-attempts	(11-13) 85%	(19-20) 95%
2-point conversion-attempts	(2-3) 67%	(1-1) 100%
Attendance	47938	104618
Games / Avg per game	3/15979	2/52309
Neutral site games	-	0/0

Score by Periods

Team	1st	2nd	3rd	4th	OT	TOT
South Alabama	31	30	23	42	0	126
Opponents	35	45	41	38	0	159



2025-26 South Alabama Football
Overall Defense Statistics
All games

Page 1/1
as of Sep 29, 2025

Team Defense

			Tackles				Sacks	Pass defense			Fumbles		blkd	
##	Player	gp	ua	a	tot	tfl/yds	no-yds	int-yds	brup	qbh	fr-yds	ff	kick	saf
0	Christopher Wallace, Jr.	5	20	15	35	2-3	1-0	1	.	.
22	Caleb Dozier	5	10	19	29	2
28	Darius McKenzie	5	11	16	27	1
1	Wesley Miller	5	16	9	25	2-9	.	1-7	1
32	Blayne Myrick	4	9	14	23	0.5-2	.	.	1
20	Tirrell Johnson	5	6	13	19	4.5-24	1-1	.	.	2	.	1	.	.
7	Ty Goodwill	4	8	7	15	2.5-9	.	.	6
45	Ed Smith IV	5	6	8	14	1-1
8	Mike Harris	5	6	5	11	1	.	.
97	Tyler Thomas	5	4	7	11	3.5-18	2-12
6	Nehemiah Chandler	5	8	2	10	.	.	.	5
10	Dalton Hughes	5	4	6	10	1	1-0	.	.	.
18	RJ Moss Jr.	5	4	6	10	1-0	.	.	.
2	Jayvon Henderson	5	5	4	9	1-3	1-17	.	.	.
90	E'Mauri Smiley	5	2	4	6	1-2	1-2	1	.	.
15	Chrystyle Caldwell	5	4	2	6
27	IBK Mafe	5	2	4	6	1.5-7	0.5-2
96	Dominic Wiseman	4	3	3	6	1-9	1-9	.	.	1
99	Stephen Johnson	5	1	5	6	0.5-1
9	Emmanuel Waller	5	1	4	5	1	1-0	.	.	.
14	Cole Blaylock	5	2	3	5
16	Brian Dillard	5	4	1	5	.	.	.	2
24	Damyrion Darby	4	1	4	5
91	Nathan Jennings	5	1	4	5	1.5-16	1.5-16
17	Dallas Young	5	1	3	4	1.5-4
11	Anthony Brown	4	3	.	3	.	.	.	1
30	Achilles Woods	5	.	3	3	1
25	Tre'Mon Henry	5	1	1	2	1-2
26	Parker Shattuck	5	2	.	2
2	Miller McCrumby	5	1	.	1
1	Devin Voisin	5	1	.	1
36	Hamilton DiBoyan	5	1	.	1
11	Anthony Eager	5	1	.	1
3	Tywon Wray Jr.	5	.	1	1
	Totals	5	149	174	323	25-110	7-42	1-7	16	9	5-17	4	0	0
	Opponents	5	182	180	362	25-74	8-42	4-45	11	13	5-13	6	0	0



2025-26 South Alabama Football
Team Game Highs
All games

Page 1/1
as of Sep 29, 2025

South Alabama - Game Highs

RUSHES	45	at North Texas (09/27/2025)
YARDS RUSHING	223	Coastal Carolina (09/20/2025)
YARDS PER RUSH	5.1	Coastal Carolina (09/20/2025)
TD RUSHES	3	Morgan St. (08/30/2025)
PASS ATTEMPTS	36	Coastal Carolina (09/20/2025)
PASS COMPLETIONS	22	Coastal Carolina (09/20/2025)
YARDS PASSING	231	Tulane (09/06/2025)
YARDS PER PASS	11.6	Morgan St. (08/30/2025)
TD PASSES	2 2 2	at Auburn (09/13/2025) Tulane (09/06/2025) Morgan St. (08/30/2025)
TOTAL PLAYS	80 80	at North Texas (09/27/2025) Coastal Carolina (09/20/2025)
TOTAL OFFENSE	421	Tulane (09/06/2025)
YARDS PER PLAY	6.6	Morgan St. (08/30/2025)
POINTS	38	Morgan St. (08/30/2025)
SACKS BY	3	Morgan St. (08/30/2025)
FIRST DOWNS	23	Tulane (09/06/2025)
PENALTIES	8 8 8	at North Texas (09/27/2025) Coastal Carolina (09/20/2025) Morgan St. (08/30/2025)
PENALTY YARDS	80	at North Texas (09/27/2025)
TURNOVERS	3	Coastal Carolina (09/20/2025)
PUNTS	5	at North Texas (09/27/2025)
PUNTING AVG	42.7	Morgan St. (08/30/2025)
LONG PUNT	55	Morgan St. (08/30/2025)
PUNTS INSIDE 20	2	Morgan St. (08/30/2025)
LONG PUNT RETURN	46	Morgan St. (08/30/2025)



2025-26 South Alabama Football
Individual Game Highs
All games

Page 1/1
as of Sep 29, 2025

South Alabama - Individual Game Highs

RUSHES	24	Kentrel Bullock vs Tulane (09/06/2025)
YARDS RUSHING	127	Kentrel Bullock vs Morgan St. (08/30/2025)
TD RUSHES	2	Kentrel Bullock vs Morgan St. (08/30/2025)
LONG RUSH	54	Keenan Phillips vs Coastal Carolina (09/20/2025)
PASS ATTEMPTS	36	Bishop Davenport vs Coastal Carolina (09/20/2025)
PASS COMPLETIONS	22	Bishop Davenport vs Coastal Carolina (09/20/2025)
YARDS PASSING	231	Bishop Davenport vs Tulane (09/06/2025)
TD PASSES	2 2 2	Bishop Davenport at Auburn (09/13/2025) Bishop Davenport vs Tulane (09/06/2025) Bishop Davenport vs Morgan St. (08/30/2025)
LONG PASS	65	Bishop Davenport vs Tulane (09/06/2025)
RECEPTIONS	8 8 8	Devin Voisin vs Coastal Carolina (09/20/2025) Anthony Eager at Auburn (09/13/2025) Devin Voisin vs Tulane (09/06/2025)
YARDS RECEIVING	152	Devin Voisin vs Tulane (09/06/2025)
TD RECEPTIONS	2	Devin Voisin vs Tulane (09/06/2025)
LONG RECEPTION	65	Devin Voisin vs Tulane (09/06/2025)
PUNTS	5	Aleksi Pulkkinen at North Texas (09/27/2025)
PUNTING AVG	42.7	Aleksi Pulkkinen vs Morgan St. (08/30/2025)
LONG PUNT	55	Aleksi Pulkkinen vs Morgan St. (08/30/2025)
PUNTS INSIDE 20	2	Aleksi Pulkkinen vs Morgan St. (08/30/2025)
LONG PUNT RETURN	46	Devin Voisin vs Morgan St. (08/30/2025)
LONG KICKOFF RETURN	24	Micah Woods at North Texas (09/27/2025)
TACKLES	13	Christopher Wallace, Jr. at North Texas (09/27/2025)
SACKS	1.5	Nathan Jennings vs Morgan St. (08/30/2025)
TACKLES FOR LOSS	2 2	Tyler Thomas at North Texas (09/27/2025) Christopher Wallace, Jr. vs Tulane (09/06/2025)



2025-26 South Alabama Football
Individual Statistics
All games

Page 1/2
as of Sep 29, 2025

Rushing

Player	gp	att	gain	loss	net	avg	td	lg	avg/g
Kentrel Bullock	5	87	412	2	410	4.7	5	20	82.0
PJ Martin	5	41	221	4	217	5.3	1	38	43.4
Keenan Phillips	5	36	207	6	201	5.6	0	54	40.2
Bishop Davenport	5	47	193	78	115	2.4	2	34	23.0
Trae'von Dunbar	1	2	7	0	7	3.5	0	4	7.0
Total	5	213	1040	90	950	4.5	9	54	190.0
Opponents	5	194	1088	108	980	5.1	15	56	196.0

Passing

Player	gp	effic	comp-att-int	pct	yds	td	lg	avg/g
Bishop Davenport	5	135.6	86-134-4	64.2	959	7	65	191.8
Jared Hollins	2	121.0	2-2-0	100.0	5	0	8	2.5
Total	5	135.4	88-136-4	64.7	964	7	65	192.8
Opponents	5	121.0	71-127-1	55.9	812	5	68	162.4

Receiving

Player	gp	no.	yds	avg	td	lg	avg/g
Devin Voisin	5	32	457	14.3	4	65	91.4
Anthony Eager	5	21	155	7.4	1	34	31.0
Miller McCrumby	5	9	86	9.6	0	32	17.2
Brendan Jenkins	4	5	82	16.4	0	30	20.5
Jeremy Scott	5	5	74	14.8	1	34	14.8
PJ Martin	5	4	45	11.3	0	35	9.0
Kentrel Bullock	5	3	9	3.0	0	10	1.8
Rod Gibbs	5	3	24	8.0	1	14	4.8
Jeremiah Jones-Thomas	4	2	14	7.0	0	17	3.5
Keenan Phillips	5	2	-1	-0.5	0	2	-0.2
Trent Thomas	5	1	16	16.0	0	16	3.2
Micah Woods	5	1	3	3.0	0	3	0.6
Total	5	88	964	11.0	7	65	192.8
Opponents	5	71	812	11.4	5	68	162.4

Punt Returns

Player	no.	yds	avg	td	lg
Devin Voisin	5	109	21.8	0	46
Total	5	109	21.8	0	46
Opponents	2	14	7.0	0	14

Interceptions

Player	no.	yds	avg	td	lg
Wesley Miller	1	7	7.0	0	7
Total	1	7	7.0	0	7
Opponents	4	45	11.3	0	18

Kick Returns

Player	no.	yds	avg	td	lg
Micah Woods	2	40	20.0	0	24
Keenan Phillips	2	18	9.0	0	18
Total	4	58	14.5	0	24
Opponents	11	259	23.5	0	44

Fumbles Recovered

Player	no.	yds	avg	td	lg
Jayvon Henderson	1	17	17.0	0	17
Dalton Hughes	1	0	0.0	0	0
Christopher Wallace, Jr.	1	0	0.0	0	0
Emmanuel Waller	1	0	0.0	0	0
RJ Moss Jr.	1	0	0.0	0	0
Total	5	17	3.4	0	17
Opponents	5	13	2.6	1	13



2025-26 South Alabama Football
Individual Statistics
All games

Page 2/2
as of Sep 29, 2025

Scoring

Player	td	fg	PAT				dxdp	saf	pts
			kick	rush	rcv	pass			
Kentrel Bullock	5	-	-	-	-	-	-	-	30
Hamilton DiBoyan	-	5-6	11-13	-	-	-	-	-	26
Devin Voisin	4	-	-	-	-	-	-	-	24
Bishop Davenport	2	-	-	2	-	-	-	-	16
Anthony Eager	2	-	-	-	-	-	-	-	12
PJ Martin	1	-	-	-	-	-	-	-	6
Rod Gibbs	1	-	-	-	-	-	-	-	6
Jeremy Scott	1	-	-	-	-	-	-	-	6
Total	16	5-6	11-13	2	0	0	0	0	126
Opponents	21	4-5	19-20	0	1	1	0	0	159

Field Goals

Player	fg	pct.	01-19	20-29	30-39	40-49	50-99	lg	blk
Hamilton DiBoyan	5-6	83.3	0-0	3-3	1-2	1-1	0-0	47	0
Opponents	4-5	80.0	0-0	0-0	2-2	1-2	1-1	50	0

FG Sequence

Team Name	South Alabama	Opponents
Morgan St.	(23)	
Tulane	(28)	(50),(34)
Auburn	(29)	(34)
Coastal Carolina	(37),33,(47)	(44)
North Texas		43

Numbers in (parentheses) indicate field goal was made

All Purpose

Player	g	rush	rcv	pr	kr	ir	total	avg/g
Devin Voisin	5	0	457	109	0	0	566	113.2
Kentrel Bullock	5	410	9	0	0	0	419	83.8
PJ Martin	5	217	45	0	0	0	262	52.4
Keenan Phillips	5	201	-1	0	18	0	218	43.6
Anthony Eager	5	0	155	0	0	0	155	31.0
Bishop Davenport	5	115	0	0	0	0	115	23.0
Miller McCrumby	5	0	86	0	0	0	86	17.2
Brendan Jenkins	4	0	82	0	0	0	82	20.5
Jeremy Scott	5	0	74	0	0	0	74	14.8
Micah Woods	5	0	3	0	40	0	43	8.6
Rod Gibbs	5	0	24	0	0	0	24	4.8
Trent Thomas	5	0	16	0	0	0	16	3.2
Jeremiah Jones-Thomas	4	0	14	0	0	0	14	3.5
Wesley Miller	5	0	0	0	0	7	7	1.4
Trae'von Dunbar	1	7	0	0	0	0	7	7.0
Total	5	950	964	109	58	7	2088	417.6
Opponents	5	980	812	14	259	45	2110	422.0

Total Offense

Player	g	plays	rush	pass	total	avg/g
Bishop Davenport	5	181	115	959	1074	214.8
Kentrel Bullock	5	87	410	0	410	82.0
PJ Martin	5	41	217	0	217	43.4
Keenan Phillips	5	36	201	0	201	40.2
Trae'von Dunbar	1	2	7	0	7	7.0
Jared Hollins	2	2	0	5	5	2.5
Total	5	349	950	964	1914	382.8
Opponents	5	321	980	812	1792	358.4

Punting

Player	no.	yds	avg	lg	tb	fc	i20	50+	blk
Aleksi Pulkkinen	14	518	37.0	55	1	5	5	4	0
Total	14	518	37.0	55	1	5	5	4	0
Opponents	19	813	42.8	59	1	8	5	2	0

Kickoffs

Player	no.	yds	avg	tb	ob	retn	net	ydl
Hamilton DiBoyan	24	1491	62.1	7	2			
James Whatley	1	0	0.0	0	1			
Total	25	1491	59.6	7	3	12	38.7	26
Opponents	30	1901	63.4	19	1	3	40.7	24



2025-26 South Alabama Football Combined Team Statistics All games

Page 1/3
as of Sep 29, 2025

Team Results

	Date	Opponent		Score	Att.
	08/30/2025	Morgan St.	W	38-21	14017
	09/06/2025	Tulane	L	31-33	16871
	09/13/2025	at Auburn	L	15-31	88043
*	09/20/2025	Coastal Carolina	L	20-38	17050
	09/27/2025	at North Texas	L	22-36	16575

Rushing

Player	gp	att	gain	loss	net	avg	td	lg	avg/g
Kentrel Bullock	5	87	412	2	410	4.7	5	20	82.0
PJ Martin	5	41	221	4	217	5.3	1	38	43.4
Keenan Phillips	5	36	207	6	201	5.6	0	54	40.2
Bishop Davenport	5	47	193	78	115	2.4	2	34	23.0
Trae'von Dunbar	1	2	7	0	7	3.5	0	4	7.0
Total	5	213	1040	90	950	4.5	9	54	190.0
Opponents	5	194	1088	108	980	5.1	15	56	196.0

Passing

Player	gp	effic	comp-att-int	pct	yds	td	lg	avg/g
Bishop Davenport	5	135.6	86-134-4	64.2	959	7	65	191.8
Jared Hollins	2	121.0	2-2-0	100.0	5	0	8	2.5
Total	5	135.4	88-136-4	64.7	964	7	65	192.8
Opponents	5	121.0	71-127-1	55.9	812	5	68	162.4

Receiving

Player	gp	no.	yds	avg	td	lg	avg/g
Devin Voisin	5	32	457	14.3	4	65	91.4
Anthony Eager	5	21	155	7.4	1	34	31.0
Miller McCrumby	5	9	86	9.6	0	32	17.2
Brendan Jenkins	4	5	82	16.4	0	30	20.5
Jeremy Scott	5	5	74	14.8	1	34	14.8
PJ Martin	5	4	45	11.3	0	35	9.0
Kentrel Bullock	5	3	9	3.0	0	10	1.8
Rod Gibbs	5	3	24	8.0	1	14	4.8
Jeremiah Jones-Thomas	4	2	14	7.0	0	17	3.5
Keenan Phillips	5	2	-1	-0.5	0	2	-0.2
Trent Thomas	5	1	16	16.0	0	16	3.2
Micah Woods	5	1	3	3.0	0	3	0.6
Total	5	88	964	11.0	7	65	192.8
Opponents	5	71	812	11.4	5	68	162.4

Game Records

Record	Overall	Home	Away	Neutral
ALL GAMES	1-4	1-2	0-2	0-0
CONFERENCE	0-1	0-1	0-0	0-0
NON-CONFERENCE	1-3	1-1	0-2	0-0

Team Statistics

	USA	OPP
First Downs	102	94
Rushing	51	49
Passing	42	40
Penalty	9	5
Rushing Yardage	950	980
Rushing attempts	213	194
Average per rush	4.5	5.1
Average per game	190.0	196.0
TDs Rushing	9	15
Passing Yardage	964	812
Comp-Att-Int	88-136-4	71-127-1
Average per pass	7.1	6.4
Average per catch	11.0	11.4
Average per game	192.8	162.4
TDs Passing	7	5
Total offense	1914	1792
Average per play	5.5	5.6
Average per game	382.8	358.4
Kick returns: #-Yards	4-58	11-259
Punt returns: #-Yards	5-109	2-14
Int returns: #-Yards	1-7	4-45
Fumbles-Lost	11-5	6-5
Penalties-Yards	31-245	39-302
Punts-Avg	14-37.0	19-42.8
Time of possession / game	30:30	29:30
3rd-down conversion	28/73	30/67
4th-down conversion	10/18	7/8
PAT-attempts	(11-13) 85%	(19-20) 95%
2-point conversion-attempts	(2-3) 67%	(1-1) 100%

Interceptions

Player	no.	yds	avg	td	lg
Wesley Miller	1	7	7.0	0	7
Total	1	7	7.0	0	7
Opponents	4	45	11.3	0	18



2025-26 South Alabama Football
Combined Team Statistics
All games

Page 2/3
as of Sep 29, 2025

Field Goals

Player	fg	pct.	01-19	20-29	30-39	40-49	50-99	lg	blk
Hamilton DiBoyan	5-6	83.3	0-0	3-3	1-2	1-1	0-0	47	0
Opponents	4-5	80.0	0-0	0-0	2-2	1-2	1-1	50	0

Scoring

Player	td	fg	PAT						pts
			kick	rush	rcv	pass	dxp	saf	
Kentrel Bullock	5	-	-	-	-	-	-	-	30
Hamilton DiBoyan	-	5-6	11-13	-	-	-	-	-	26
Devin Voisin	4	-	-	-	-	-	-	-	24
Bishop Davenport	2	-	-	2	-	-	-	-	16
Anthony Eager	2	-	-	-	-	-	-	-	12
PJ Martin	1	-	-	-	-	-	-	-	6
Rod Gibbs	1	-	-	-	-	-	-	-	6
Jeremy Scott	1	-	-	-	-	-	-	-	6
Total	16	5-6	11-13	2	0	0	0	0	126
Opponents	21	4-5	19-20	0	1	1	0	0	159

Score by Periods

Team	1st	2nd	3rd	4th	OT	TOT
South Alabama	31	30	23	42	0	126
Opponents	35	45	41	38	0	159

Punting

Player	no.	yds	avg	lg	tb	fc	i20	50+	blk
Aleksi Pulkkinen	14	518	37.0	55	1	5	5	4	0
Total	14	518	37.0	55	1	5	5	4	0
Opponents	19	813	42.8	59	1	8	5	2	0

Punt Returns

Player	no.	yds	avg	td	lg
Devin Voisin	5	109	21.8	0	46
Total	5	109	21.8	0	46
Opponents	2	14	7.0	0	14

Kick Returns

Player	no.	yds	avg	td	lg
Micah Woods	2	40	20.0	0	24
Keenan Phillips	2	18	9.0	0	18
Total	4	58	14.5	0	24
Opponents	11	259	23.5	0	44

All Purpose

Player	g	rush	rcv	pr	kr	ir	total	avg/g
Devin Voisin	5	0	457	109	0	0	566	113.2
Kentrel Bullock	5	410	9	0	0	0	419	83.8
PJ Martin	5	217	45	0	0	0	262	52.4
Keenan Phillips	5	201	-1	0	18	0	218	43.6
Anthony Eager	5	0	155	0	0	0	155	31.0
Bishop Davenport	5	115	0	0	0	0	115	23.0
Miller McCrumby	5	0	86	0	0	0	86	17.2
Brendan Jenkins	4	0	82	0	0	0	82	20.5
Jeremy Scott	5	0	74	0	0	0	74	14.8
Micah Woods	5	0	3	0	40	0	43	8.6
Rod Gibbs	5	0	24	0	0	0	24	4.8
Trent Thomas	5	0	16	0	0	0	16	3.2
Jeremiah Jones-Thomas	4	0	14	0	0	0	14	3.5
Wesley Miller	5	0	0	0	0	7	7	1.4
Trae'von Dunbar	1	7	0	0	0	0	7	7.0
Total	5	950	964	109	58	7	2088	417.6
Opponents	5	980	812	14	259	45	2110	422.0

Total Offense

Player	g	plays	rush	pass	total	avg/g
Bishop Davenport	5	181	115	959	1074	214.8
Kentrel Bullock	5	87	410	0	410	82.0
PJ Martin	5	41	217	0	217	43.4
Keenan Phillips	5	36	201	0	201	40.2
Trae'von Dunbar	1	2	7	0	7	7.0
Jared Hollins	2	2	0	5	5	2.5
Total	5	349	950	964	1914	382.8
Opponents	5	321	980	812	1792	358.4



**2025-26 South Alabama Football
Combined Team Statistics
All games**

Page 3/3
as of Sep 29, 2025

Team Defense

##	Player	gp	Tackles				Sacks	Pass defense			Fumbles		blkd	
			ua	a	tot	tfl/yds		int-yds	brup	qbh	fr-yds	ff	kick	saf
0	Christopher Wallace, Jr.	5	20	15	35	2-3	1-0	1	.	.
22	Caleb Dozier	5	10	19	29	2
28	Darius McKenzie	5	11	16	27	1
1	Wesley Miller	5	16	9	25	2-9	.	1-7	1
32	Blayne Myrick	4	9	14	23	0.5-2	.	.	1
20	Tirrell Johnson	5	6	13	19	4.5-24	1-1	.	.	2	.	1	.	.
7	Ty Goodwill	4	8	7	15	2.5-9	.	.	6
45	Ed Smith IV	5	6	8	14	1-1
8	Mike Harris	5	6	5	11	1	.	.
97	Tyler Thomas	5	4	7	11	3.5-18	2-12
10	Dalton Hughes	5	4	6	10	1	1-0	.	.	.
18	RJ Moss Jr.	5	4	6	10	1-0	.	.	.
6	Nehemiah Chandler	5	8	2	10	.	.	.	5
2	Jayvon Henderson	5	5	4	9	1-3	1-17	.	.	.
27	IBK Mafe	5	2	4	6	1.5-7	0.5-2
96	Dominic Wiseman	4	3	3	6	1-9	1-9	.	.	1
15	Chrystyle Caldwell	5	4	2	6
99	Stephen Johnson	5	1	5	6	0.5-1
90	E'Mauri Smiley	5	2	4	6	1-2	1-2	1	.	.
9	Emmanuel Waller	5	1	4	5	1	1-0	.	.	.
14	Cole Blaylock	5	2	3	5
16	Brian Dillard	5	4	1	5	.	.	.	2
24	Damyrion Darby	4	1	4	5
91	Nathan Jennings	5	1	4	5	1.5-16	1.5-16
17	Dallas Young	5	1	3	4	1.5-4
11	Anthony Brown	4	3	.	3	.	.	.	1
30	Achilles Woods	5	.	3	3	1
25	Tre'Mon Henry	5	1	1	2	1-2
26	Parker Shattuck	5	2	.	2
1	Devin Voisin	5	1	.	1
2	Miller McCrumby	5	1	.	1
3	Tywon Wray Jr.	5	.	1	1
11	Anthony Eager	5	1	.	1
36	Hamilton DiBoyan	5	1	.	1
Totals		5	149	174	323	25-110	7-42	1-7	16	9	5-17	4	0	0
Opponents		5	182	180	362	25-74	8-42	4-45	11	13	5-13	6	0	0