

SOUTH ALABAMA FOOTBALL

5 BOWL GAMES | 5 NFL DRAFT PICKS | 15 ALL-AMERICANS | 118 ALL-SBC SELECTIONS | 41 SBC PLAYERS OF THE WEEK

GAME	SEPT. 27, 2025 DENTON, TEXAS DATCU STADIUM (30,100)		
5		at	
SOUTH ALABAMA		NORTH TEXAS	
RANKINGS CFP: N/A AP: NR COACHES: NR Record: 1-3, 0-1 SBC Last Game: vs. Coastal Carolina, L, 38-20 (9/20/25) Head Coach: Major Applewhite Season at South Alabama: 2nd Record at South Alabama: 8-9 Season as a Head Coach: 4th Career Record: 23-20		RANKINGS CFP: N/A AP: RV COACHES: RV Record: 4-0, 1-0 AAC Last Game: at Army, W, 45-38 (OT) (9/20/25) Head Coach: Eric Morris Season at North Texas: 3rd Record at North Texas: 15-14 Season as a Head Coach: 3rd Career Record: 15-14	
STATISTICAL COMPARISON			
26.0	Points / Game	47.0	
30.8	Points Allowed / Game	19.5	
186.5	Rush Yards / Game	176.8	
193.0	Pass Yards / Game	262.3	
379.5	Total Offense / Game	439.0	
344.3	Total Defense / Game	296.2	
SERIES HISTORY		RADIO: Jags Radio Network	TV: ESPNU
vs. North Texas: NT leads 2-0 In Mobile: North Texas leads 1-0 In Denton: North Texas leads 1-0 Last Meeting: L, 52-38 (8/31/24) Current Streak: North Texas W2		Play-By-Play: JT Crabtree Analyst: Charlie Harrison Sideline: Pat Greenwood	Play-By-Play: Matt Schumacker Analyst: Dustin Fox

COUNTDOWN TO KICKOFF

COLLISION COURSE

Saturday's game between South Alabama and North Texas will prove to be a test for both teams as the Jaguars boast the nation's number 17 passing defense while the Mean Green rank 15th nationally with 10 passing touchdowns on the season.

TRIP TO TEXAS

South Alabama's trip to Denton to take on North Texas marks the first time the Jaguars will leave the state of Alabama this season. The road contest at the Mean Green will be the first of two games the Jags will play in the Lonestar State this season, the other being at Texas State to close the regular season on Saturday, Nov. 29.

PARTY LIKE IT'S 2011

The Jaguars will look to win their first game in the state of Texas since 2011. That year, South Alabama traveled to San Antonio where it defeated UTSA, 30-27, in double overtime.

COLLEGE PRESSBOX

Collegepressbox is the official media website for Division I football. Access and download game notes, quotes, statistics, media guides, headshots, logos and more for all FBS schools, conferences, postseason games, awards and the College Football Playoff. For access, please register for an account at collegepressbox.com/register.

SOUTH ALABAMA 2025 SCHEDULE

DATE	OPPONENT	TIME/RESULT	TV
A 30	MORGAN STATE	W, 38-21	ESPN+
S 6	TULANE	L, 33-31	ESPN+
S 13	at Auburn	L, 31-15	SEC Network
S 20	COASTAL CAROLINA*	L, 38-20	ESPN+
S 27	at North Texas	11 a.m.	ESPNU
O 4	at Troy*	6 p.m.	ESPN+
O 14	ARKANSAS STATE*	6:30 p.m.	ESPN2
O 23	at Georgia State*	6:30 p.m.	ESPN2
N 1	LOUISIANA*	TBA	TBA
N 15	at ULM*	TBA	TBA
N 22	SOUTHERN MISS	TBA	TBA
N 29	at Texas State*	TBA	TBA

*Sun Belt Conference Game
(All times Central)

NORTH TEXAS 2025 SCHEDULE

DATE	OPPONENT	TIME/RESULT	TV
A 30	LAMAR	W, 51-0	ESPN+
S 6	at Western Michigan	W, 33-30 (OT)	ESPN+
S 13	WASHINGTON STATE	W, 59-10	ESPNU
S 20	at Army*	W, 45-38 (OT)	CBSSN
S 27	SOUTH ALABAMA	11 a.m.	ESPNU
O 10	SOUTH FLORIDA*	6:30 p.m.	ESPN2
O 18	UTSA*	TBA	TBA
O 24	at Charlotte*	6 p.m.	ESPN2
N 1	NAVY*	TBA	TBA
N 15	at UAB*	TBA	TBA
N 22	at Rice*	TBA	TBA
N 29	TEMPLE	TBA	TBA

*American Conference Game
(All times Central)

BY THE NUMBERS

0

South Alabama's punt team has not allowed any punt return yards through four games this season. The Jags rank eighth nationally in punt return defense.

1

Bishop Davenport currently leads the Sun Belt Conference in completion percentage while connecting on .690 percent of his pass attempts.

4

South Alabama is currently on a three-game losing streak. The Jaguars have not lost four-straight since falling in the final-four games of the 2021 season. Since then, South has enjoyed a winning season three years in a row.

MEDIA / PRACTICE SCHEDULE: **GAME 5 (SUBJECT TO CHANGE)**

MONDAY	TUESDAY	WEDNESDAY	THURSDAY	FRIDAY	SATURDAY	SUNDAY
PRACTICE CLOSED	PRACTICE CLOSED	PRACTICE: 8:30-10:30 a.m.	PRACTICE CLOSED	PRACTICE CLOSED	GAME DAY	NO MEDIA AVAILABILITY
-Sun Belt Coaches Call Major Applewhite: 12 pm	No Media Availability	-Post-practice interviews by request	No Media Availability	No Media Availability	-South Alabama at North Texas at 11 a.m. CT	
-Weekly Presser with Major Applewhite, Paul Petrino & Will Windham immediately following the SBC Zoom					-Postgame presser with Coach Applewhite and selected players	

SOUTH ALABAMA STRATEGIC COMMUNICATIONS

Primary Contact:
Tyler Roper - (801) 518-7941
roper@southalabama.edu

Secondary Contact:
Seth Whitehouse - (435) 850-9165
sethwhitehouse@southalabama.edu

CREDENTIALS

Credentials for South Alabama Football games must be submitted through the credential request portal at USAJaguars.com. This can be found by navigating to the football page, then selecting the media drop-down menu.

Credentials should be requested by Wednesday of the game week for a Saturday game. Credentials can be picked up at the ticket booth on the south side of Hancock Whitney Stadium.

No credentials will be issued to freelance photographers/videographers. Nobody under the age of 18 will be issued a media credential.

The South Alabama strategic communications office reserves the right to approve or deny credential requests at its discretion.

FIELD ACCESS

Media credentials must be visible in order to gain access to the field. All members of the media must have a working purpose in order to be on the sidelines.

Members of the media should never enter the field of play, or the bench area of either the home or visiting team (between the 25-yard lines).

The South Alabama locker room is closed at all times to members of the media.

PHOTOGRAPHERS/VIDEOGRAPHERS

Only photographers/videographers shooting for accredited media outlets will be issued credentials.

Photographers/videographers with a media credential are not permitted to shoot between the 25-yard lines. Photographers/videographers may not shoot on the playing field until the conclusion of the game, and must stay off the field during pregame activities.

Photographers and videographers are considered working members of the media and must refrain from communicating with players, coaches or game officials.

Failure to follow any of these rules may result in immediate dismissal from the stadium.

POST GAME INTERVIEWS

After a cooling off period, selected players and coaches will be made available to members of the media in a postgame press conference. Interview requests will be taken late in the game and every effort will be made to ensure that requested players are available. Requested players and coaches will be accompanied by a South Alabama strategic communications staff member to the designated interview area (the officials locker room under the northwest corner of the stadium).

There will be no media interviews conducted on the field, except for the television network that is broadcasting the game.

Student-athletes who are injured will not be allowed to participate in post-game media interviews.

The South Alabama locker room is closed at all times to members of the media.

Visiting team postgame media availability will be coordinated through the visiting team's communications staff.

Not conforming to any of the above listed guidelines may result in the loss of credentials for future games.

PRACTICES

The South Alabama strategic communications staff encourages coverage of Jaguar Football in addition to game day. The team's practice schedule and availability will be communicated weekly. Please contact the South Alabama strategic communications office in advance if you plan on attending a practice session.

Certain South Alabama Football practices are open to credentialed members of the media for viewing on the condition that media in attendance do not report on any injuries that take place during practice. Media must also refrain from reporting on any players who do not participate in practice due to injury or any other reason.

Media wishing to report on injuries or players who do not practice must ask Coach Applewhite for a comment on said players during his media availability. If Coach Applewhite chooses not to comment on the player in question, no reporting may take place.

Media who fail to comply with this policy run the risk of losing access to practices.

INTERVIEWS

In-person interviews with members of the coaching staff and student-athletes can be arranged by contacting Tyler Roper at or Seth Whitehouse. Interviews with student-

athletes must be arranged in advance through the media relations office. Players are generally available immediately following practice

Phone interviews are also available, but will be arranged around the student-athlete's class and practice schedules. Student-athletes' phone numbers are not available under any circumstance. All phone interview requests must be made 24 hours prior.

MEDIA MEMBERS SHOULD NEVER CONTACT STUDENT-ATHLETES DIRECTLY AT ANY TIME. Student-athletes have been instructed to immediately terminate any contact initiated by a member of the media.

WEEKLY PRESS CONFERENCE

South Alabama conducts a weekly press conference on Mondays in the team room of the Jaguar Football Facility.

Head coach Major Applewhite, along with both offensive coordinator Paul Petrino and defensive coordinator Will Windham, will address the media at 12:30 p.m. CT

SUN BELT TELECONFERENCE

The 14 Sun Belt Conference coaches will be featured on a weekly teleconference each Monday from 10:30 a.m.-12:08 p.m. (CT). Major Applewhite's time slot is 12:01 - 12:08 p.m. CT. Please contact Tyler Roper or Seth Whitehouse to receive the zoom link.

REFERENCES

When referencing South Alabama please use:

- South Alabama
- South
- USA

Please DO NOT use:

- South AL
- South Bama
- Southern Alabama

Proper abbreviations include:

- USA
- S. Alabama



Current Primary Logo



Old Primary Logo
DO NOT USE!



Old Primary Logo
DO NOT USE!

NUMERICAL ROSTER

NO	PLAYER	POS	HT	WT	YR	HOMETOWN / PREVIOUS SCHOOL / HIGH SCHOOL
0	Christopher Wallace Jr.	S	5-11	198	Sr.	Mobile, Ala. / Mary G. Montgomery HS
1	Wesley Miller	R-Jr.	5-11	193	R-Jr.	Columbia, Miss. / Heritage Academy / Mississippi State
1	Devin Voisin	WR	5-10	187	Grad.	Crestview, Fla. / Crestview HS
2	Jayvon Henderson	CB	5-10	190	R-Jr.	Auburn, Ga. / Mill Creek HS / East Tennessee State
2	Miller McCrumby	TE	6-3	234	Sr.	Mount Pleasant, Texas / Mount Pleasant HS / Arkansas State
3	Kentrel Bullock	RB	5-10	205	Sr.	Columbia, Miss. / Columbia HS / Ole Miss
3	Tywon Wray Jr.	S	6-0	198	R-So.	Atlanta, Ga. / Campbell HS / Oklahoma State
4	Kohl Bradley	S	6-0	193	Fr.	Lucedale, Miss. / George County HS
4	Bishop Davenport	QB	6-2	210	R-Jr.	Spring, Texas / Spring HS / Utah State
6	Nehemiah Chandler	CB	6-2	185	R-Fr.	Jacksonville, Fla. / Wakulla HS / Georgia Tech
6	Micah Woods	WR	6-0	190	R-Sr.	Birmingham, Ala. / Pinson Valley HS / Buffalo
7	Ty Goodwill	S	6-2	200	So.	Pirchard, Ala. / Faith Academy
7	Jared Hollins	QB	6-4	215	R-Fr.	Semmes, Ala. / Mary G. Montgomery HS
8	Mike Harris	S	5-11	173	R-Sr.	Phenix City, Ala. / Central HS / Baylor
8	Zach Pyron	QB	6-3	230	R-Jr.	Pinson, Ala. / Pinson Valley HS / Georgia Tech
9	Jeremy Scott	WR	6-3	208	R-Fr.	Jackson, Miss. / Callaway HS
9	Emmanuel Waller	DL	6-3	267	Jr.	Birmingham, Ala. / Oak Mountain HS / UAB
10	Dalton Hughes	LB	6-3	227	Sr.	Tupelo, Miss. / Tupelo HS
10	Saivion Kenon	CB	5-10	180	So.	Havana, Fla. / Gadsden County HS / Coffeyville CC
10	Noah Toster	WR	6-4	189	R-So.	Apex, N.C. / Apex Friendship HS / Chowan
11	Anthony Brown	S	6-0	189	R-Jr.	Detroit, Mich. / Milan HS / Arkansas / Purdue
11	Anthony Eager	WR	6-1	182	R-So.	Mobile, Ala. / McGill-Toolen HS
12	Brendan Jenkins	WR	5-11	194	Jr.	Hoschton, Ga. / Mill Creek HS / Samford
13	David Houston III	S	6-0	182	So.	Austin, Texas / McCallum HS / Butler CC
13	Jeremiah Jones-Thomas	WR	5-9	168	Fr.	Crawfordville, Fla. / Gadsden County HS
14	Cole Blaylock	S	6-0	191	R-So.	Mobile, Ala. / UMS-Wright
14	Maddox Lynch	TE	6-3	245	Fr.	Vicksburg, Miss. / Warren Central HS
15	Chrystyle Caldwell	LB	6-1	234	R-Jr.	Elba, Ala. / Elba HS
15	Chris Holifield Jr.	RB	5-8	187	R-Sr.	Mobile, Ala. / LeFlore HS / Pearl River CC
16	Brian Dillard	S	6-2	199	R-Sr.	Ocala, Fla. / Lake Weir HS / West Georgia
16	Bubba Thompson	QB	6-2	200	Fr.	Mobile, Ala. / McGill-Toolen HS
17	Jace Larsen	WR	6-0	173	R-So.	New Orleans, La. / Jesuit HS
17	Dallas Young	S	6-0	198	R-So.	Gardendale, Ala. / Gardendale HS / Arkansas
18	RJ Moss Jr.	DL	6-3	273	R-So.	Biloxi, Miss. / Biloxi HS
18	Keyshawn Woodyard	WR	6-1	202	R-Sr.	Mobile, Ala. / UMS-Wright Preparatory School
19	Rod Gibbs	TE	6-4	251	Jr.	Atlanta, Ga. / Westlake HS / Hutchinson CC
19	Deuce Vance	CB	5-10	180	Fr.	Hattiesburg, Miss. / Hattiesburg HS
20	Tirrell Johnson Jr.	LB	6-2	248	R-Jr.	Wynne, Ark. / Wynne HS / Harding
21	Keenan Phillips	RB	5-10	188	So.	Bainbridge, Ga. / Bainbridge HS / Georgia Military College
22	Caleb Dozier	LB	6-2	239	R-Fr.	Dothan, Ala. / Headland HS / Georgia Tech
22	PJ Martin	RB	5-10	202	R-So.	New Orleans, La. / De La Salle HS
23	Cube Gurley	CB	6-1	185	R-Fr.	New Orleans, La. / St. Augustine Catholic HS
24	Damyron Darby	S	5-11	181	So.	Bassfield, Miss. / Jefferson Davis County HS
24	Julyon Jordan	RB	5-9	177	Fr.	Guntersville, Ala. / Guntersville HS
25	Trae'von Dunvar	RB	5-10	209	R-Fr.	Graniteville, S.C. / Midland Valley HS / West Virginia
25	Tre'Mon Henry	LB	6-1	234	R-So.	Columbus, Ga. / Carver HS / Southern Miss
26	Parker Shattuck	LB	6-1	219	So.	LaGrange, Ga. / LaGrange HS
27	Tylen Campbell	WR	5-10	179	R-Jr.	Jackson, Ala. / Jackson HS / North Alabama
27	IBK Mafe	LB	6-0	250	R-Sr.	Blaine, Minn. / Blaine HS / St. Thomas
28	Darius McKenzie	LB	6-2	230	R-Sr.	Ottawa, Ontario / Clearwater Academy International / Maine
29	Kaleb Jackson	S	5-8	180	R-So.	Bessemer, Ala. / Hoover HS
30	Achilles Woods	DL	6-3	289	R-Fr.	Decatur, Ala. / Austin HS
31	Dashaun Caffee	S	5-7	163	R-Fr.	Prattville, Ala. / Stanhome Elmore HS
32	Blayne Myrick	LB	6-3	226	R-Jr.	Fairhope, Ala. / Fairhope HS
33	Davaris Pilcher	CB	6-0	188	R-Sr.	Greenwood, Miss. / Greenville Christian / Coahoma CC
34	Andre Spence	RB	5-9	224	Fr.	Navarre, Fla. / Navarre HS
34	Bradley Thomas	CB	5-11	181	R-Jr.	Montgomery, Ala. / Saint James HS
35	Matthew Laseter	S	6-0	175	R-Fr.	Flowood, Miss. / Jackson Prep
35	Davis Little	K	6-0	177	R-Fr.	Suwanee, Ga. / South Forsyth HS
36	Hamilton DiBoyan	K	5-11	170	R-So.	Alpharetta, Ga. / Denmark HS
36	Micah McKay	S	5-9	178	So.	Pass Christian, Miss. / Pass Christian HS / Millsaps
38	Camden Lawson	S	5-11	186	R-Fr.	Mobile, Ala. / Mobile Christian
39	James Whatley	K/P	6-2	196	R-Fr.	Birmingham, Ala. / Oak Mountain HS / Georgia Tech
40	Aleksi Pulkkinen	P	6-4	220	Jr.	Helsinki, Finland / Vuosaari Luko
41	Tyler Carter	DL	6-4	288	R-Fr.	Vicksburg, Miss. / Vicksburg HS
42	Athony Zaccaro	LS	6-1	227	R-Sr.	Melville, N.Y. / St. Anthony's / Old Dominion
43	Jacob Porco	LB	5-11	211	R-Fr.	Birmingham, Ala. / Oak Mountain HS
44	William Felton IV	LB	6-1	229	R-Fr.	Pelham, Ala. / Pelham HS
44	Baxter Turner	LS	5-11	186	R-So.	Tibbie, Ala. / Saraland HS
45	Ed Smith IV	DL	6-3	296	R-Sr.	Tuscaloosa, Ala. / Central HS
46	Blayne Munson	P	5-11	198	Fr.	Mobile, Ala. / Baker HS
47	Donnie Arnold	LB	5-11	247	R-Fr.	Deatsville, Ala. / Stanhope Elmore HS

ALPHABETICAL ROSTER

NO	NAME	POS
52	Janier Armstead	DL
47	Donnie Arnold	LB
77	Kearius Bivens	OL
14	Cole Blaylock	S
71	Jaylen Booker	OL
78	Noah Boyd	OL
4	Kohl Bradley	S
11	Anthony Brown	S
98	Tre Brown	DL
3	Kentrel Bullock	RB
31	Dashaun Caffee	S
15	Chrystyle Caldwell	LB
27	Tylen Campbell	WR
88	Owen Carlson	TE
41	Tyler Carter	DL
6	Nehemiah Chandler	CB
24	Damyron Darby	S
4	Bishop Davenport	QB
79	Jordan Davis	QB
36	Hamilton DiBoyan	K
16	Brian Dillard	S
22	Caleb Dozier	LB
25	Trae'von Dunbar	RB
11	Anthony Eager	WR
44	William Felton IV	LB
84	Nate Forystek	TE
73	Daniel Foster-Allen	OL
19	Rod Gibbs	TE
65	DaShaun Gonzales	OL
7	Ty Goodwill	S
83	Jerrian Graham	WR
56	Adrian Griffin	OL
23	Cube Gurley	CB
70	Asher Hale	OL
8	Mike Harris	S
2	Jayvon Henderson	CB
25	Tre'Mon Henry	LB
15	Chris Holifield	RB
7	Jared Hollins	QB
13	David Houston III	S
72	Ethan Hubbard	OL
10	Dalton Hughes	LB
29	Kaleb Jackson	S
12	Brendan Jenkins	WR
91	Nathan Jennings	DL
69	Kenton Jerido	OL
76	Logan Joellenbeck	OL
54	Leavy Johnson	OL
99	Stephen Johnson	DL
20	Tirrell Johnson Jr.	LB
13	Jeremiah Jones-Thomas	WR
24	Julyon Jordan	RB
10	Saivion Kenon	CB
61	Julius Kidd	OL
17	Jace Larsen	WR
35	Matthew Laseter	S
38	Camden Lawson	S
53	Latrell Lett	LB
35	Davis Little	K
81	Brec Long	TE
14	Maddox Lynch	TE
27	IBK Mafe	LB
62	Ni Mansell	OL
22	PJ Martin	RB
51	Jordan May	DL
2	Miller McCrumby	TE
80	Hollis McDaniel	TE
36	Micah McKay	S
28	Darius McKenzie	LB
1	Wesley Miller	S
85	Ti Mims	WR
18	RJ Mos Jr.	DL

NUMERICAL ROSTER

NO	PLAYER	POS	HT	WT	YR	HOMETOWN / PREVIOUS SCHOOL / HIGH SCHOOL
47	Grant Rountree	LS	6-1	230	R-Fr.	Nashville, Tenn. / Wilson Central HS / Air Force
48	Jordan Williams	LB	6-2	223	R-So.	Fort Mitchell, Ala. / Russell County HS
51	Jordan May	OL	6-3	235	Jr.	Tallassee, Ala. / Tallassee HS
52	Janier Armstead	OL	6-2	267	R-So.	Carney's Point, N.J. / Penns Grove HS
53	Latrelle Lett	LB	5-10	247	Fr.	Mobile, Ala. / Baker HS
54	Leavy Johnson	OL	6-4	279	R-So.	Panama City, Fla. / Bay HS / Western Kentucky
55	Malachi Preciado	OL	6-2	294	R-Jr.	New Orleans, La. / Warren Easton HS / Purdue
56	Adrian Griffin	OL	6-4	290	R-So.	Pleasant Grove, Ala. / Pleasant Grove HS
57	Amaury Wiggins	OL	6-4	210	R-Sr.	Pensacola, Fla. / Pine Forest HS / Coffeyville CC / Arkansas
59	Sam Williams	OL	6-0	281	R-Sr.	Pascagoula, Miss. / Resurrection Catholic School
61	Julius Kidd	OL	6-2	262	R-Jr.	Mobile, Ala. / Davidson HS
62	Ni Mansell	OL	6-3	295	R-Jr.	Anderson, S.C. / Westside HS / Mercer / Soth Carolina
64	Jamal Siler	OL	6-4	304	R-Fr.	Elba, Ala. / Elba HS / Jacksonville State
65	DaShaun Gonzales	OL	6-3	311	R-So.	El Paso, Texas / Parkland HS / Oklahoma Panhandle State
66	Devin White	OL	6-2	290	Fr.	Tuscaloosa, Ala. / Northridge HS
68	Reese Osei-Wusu	OL	6-4	321	R-So.	Cypress, Texas / Bridgeland HS / Lamar
69	Kenton Jerido	OL	6-3	330	R-Jr.	Tuscaloosa, Ala. / Northridge HS
70	Asher Hale	OL	6-5	305	So.	Mobile, Ala. / St Paul's Episcopal School
71	Jaylen Booker	OL	6-5	284	R-Fr.	Jacksonville, Fla. / Trinity Christian Academy / Bethune-Cookman
72	Ethan Hubbard	OL	6-6	310	R-So.	Hoover, Ala. / Hoover HS / Duke
73	Daniel Foster-Allen	OL	6-5	290	R-Sr.	Mobile, Ala. / St. Paul's Episcopal School / Auburn
74	Brayden Ramey	OL	6-5	312	R-So	Ocala, Fla. / Trinity Catholic HS / Florida Atlantic
75	Damon Parr	OL	6-5	310	R-Jr.	Jacksonville, Ala. / Pleasant Valley HS
76	Logan Joellenbeck	OL	6-6	316	R-Fr.	Foley, Ala. / Foley HS
77	Kearius Bivens	OL	6-5	294	Fr.	Chatham, Ala. / Washington County HS
78	Noah Boyd	OL	6-3	286	Fr.	Moss Point, Miss / East Central HS
79	Jordan Davis	OL	6-5	305	R-Sr.	Fairburn, Ga. / Creekside HS / South Carolina
80	Hollis McDaniel	TE	6-3	224	R-So.	New Orleans, La. / Jesuit HS
81	Brec Long	TE	6-3	227	R-Jr.	Copan, Okla. / Sedan HS / Coffeyville CC
82	Trent Thomas	TE	6-5	254	R-So.	Mobile, Ala. / Cottage Hill HS
83	Jerrian Graham	WR	6-1	206	R-Fr.	Prichard, Ala. / Vigor HS
84	Nate Forystek	TE	6-4	263	R-Jr.	Green Bay, Wis. / Bay Port HS / North Dakota State
85	Ti Mims	WR	5-11	172	Fr.	Bay Minette, Ala. / Baldwin County HS
87	Trae Stevenson	WR	5-10	182	Fr.	Madison, Miss. / Germantown HS
88	Owen Carlson	TE	6-1	236	Fr.	Chelsea, Ala. / Chelsea HS / Myrtle Beach Collegiate
89	Nick Simmons	WR	5-9	169	Fr.	Gulf Breeze, Fla. / Pace HS
90	E'Mauri Smiley	DL	6-1	250	Fr.	Opelika, Ala. / Opelika HS
91	Nathan Jennings	DL	6-3	290	R-Fr.	Madison, Ala. / James Clemens HS
95	Johnathan Street	DL	6-1	299	R-Sr.	State Line, Miss. / Wayne County HS / Holmes CC
96	Dominic Wiseman	DL	6-2	300	R-Jr.	Davenport, Iowa / Davenport North HS / Iowa Western CC
97	Tyler Thomas	DL	6-5	259	R-So.	Mobile, Ala. / Cottage Hill HS / UAB
98	Tre Brown	DL	6-3	295	R-So.	Natchitoches, La. / Natchitoches Central HS / Texas Tech
99	Stephen Johnson	DL	6-3	324	R-So.	Fayettevill, Ga. / Whitewater HS / Auburn / McNeese

ALPHABETICAL ROSTER

NO	NAME	POS
46	Blayne Munson	P
32	Blayne Myrick	LB
68	Reese Osei-Wusu	OL
75	Damon Parr	OL
21	Keenan Phillips	RB
33	Davaris Pilcher	CB
43	Jacob Porco	LB
55	Malachi Preciado	OL
40	Aleksi Pulkkinen	P
8	Zach Pyron	QB
74	Brayden Ramey	OL
47	Grant Rountree	LS
9	Jeremy Scott	WR
26	Parker Shattuck	LB
64	Jamal Siler	OL
89	Nick Simmons	WR
90	E'Mauri Smiley	DL
45	Ed Smith IV	DL
34	Andre Spence	RB
87	Trae Stevenson	WR
95	Johnathan Street	DL
34	Bradley Thomas	CB
82	Trent Thomas	TE
97	Tyler Thomas	DL
16	Bubba Thompson	QB
10	Noah Toster	WR
44	Baxter Turner	LS
19	Deuce Vance	CB
1	Devin Voisin	WR
0	Christopher Wallace Jr.	S
9	Emmanuel Waller	DL
39	James Whatley	K/P
66	Devin White	OL
57	Amaury Wiggins	OL
59	Sam Williams	OL
48	Jordan Williams	LB
96	Dominic Wiseman	DL
30	Achilles Woods	DL
6	Micah Woods	WR
18	Keyshawn Woodyard	WR
3	Tywon Wray Jr.	S
17	Dallas Young	S
42	Anthony Zaccaro	LS

COACHING STAFF

HEAD COACH	Major Applewhite (Texas, '02)
------------	-------------------------------

ASSISTANT COACHES	
Will Windham (Mississippi State, '07)	Defensive Coordinator / Safeties
Paul Petrino (Carroll College, '89)	Offensive Coordinator / Receivers
Tre Williams (Auburn, '17)	Special Teams Coordinator / Outside Linebackers
Jason Washington (Texas State, '02)	Cornerbacks
Cameron Cleminson (Michigan State, '18)	Inside Linebackers
Kyle Skierski (UC Davis, '06)	Tight Ends
Jason Onyebuagu (Northern Illinois, '09)	Offensive Line
Broderick Fobbs (Gramblin State, '97)	Running Backs
Jerone Steckel (Eastern Illinois, '14)	Defensive Line
Zach Crisler (Arkansas State, 16)	Quarterbacks

ANALYSTS	
Doug Ruse (Northwest Missouri State '86)	Quality Control Analyst (Offense)
Eric Ponio (Arkansas, '17)	Quality Control Analyst (Special Teams)
Adam Mann (Huntigdon '19)	Quality Control Analyst (Defense)

DEPTH CHART

OFFENSE

LT	79	Jordan Davis	6-5	306	R-Sr.
	73	Daniel Foster-Allen	6-5	290	R-Sr.
LG	57	Amaury Wiggins	6-4	310	R-Sr.
	66	Devin White	6-2	290	Fr.
C	55	Malachi Preciado	6-2	294	R-Jr.
	56	Adrian Griffin	6-4	290	R-So.
RG	70	Asher Hale	6-5	305	So.
-or-	69	Kenton Jerido	6-3	330	R-Jr.
RT	72	Ethan Hubbard	6-6	310	R-So.
-or-	74	Brayden Ramey	6-5	312	R-So.
QB	4	Bishop Davenport	6-2	210	R-Jr.
	7	Jared Hollins	6-4	215	R-Fr.
-or-	8	Zach Pyron	6-3	230	R-Jr.
RB	3	Kentrel Bullock	5-10	205	Sr.
	22	PJ Martin	5-10	202	R-So.
TE	82	Trent Thomas	6-5	254	R-So.
-or-	2	Miller McCrumby	6-3	234	Sr.
-or-	19	Rod Gibbs	6-4	251	Jr.
WR	12	Brendan Jenkins	5-11	194	Jr.
-or-	6	Micah Woods	6-0	190	R-Sr.
WR	1	Devin Voisin	5-10	187	Grad.
	9	Jeremy Scott	6-3	208	R-Fr.
-or-	10	Noah Toster	6-4	189	R-So.
WR	11	Anthony Eager	6-1	182	R-So.
	13	Jeremiah Jones-Thomas	5-9	168	Fr.

DEFENSE

BANDIT	97	Tyler Thomas	6-5	259	R-So.
-or-	9	Emmanuel Waller	6-3	267	Jr.
NG	45	Ed Smith IV	6-3	296	R-Sr.
	99	Stephen Johnson	6-3	324	R-So.
DT	18	RJ Moss Jr.	6-3	273	R-So.
-or-	91	Nathan Jennings	6-3	290	R-Fr.
HUSKY	8	Mike Harris	5-11	173	R-Sr.
-or-	17	Dallas Young	6-0	198	R-So.
MIKE	32	Blayne Myrick	6-3	226	R-Jr.
-or-	10	Dalton Hughes	6-3	227	Sr.
STINGER	28	Darius McKenzie	6-2	230	R-Sr.
-or-	22	Caleb Dozier	6-2	239	R-Fr.
WOLF	20	Tirrell Johnson Jr.	6-2	248	R-Jr.
	25	Tre'Mon Henry	6-1	234	R-So.
FCB	24	Damyron Darby	5-11	181	So.
-or-	2	Jayvon Henderson	5-10	190	R-Jr.
ROVER	7	Ty Goodwill	6-2	200	So.
-or-	0	Christopher Wallace	5-11	198	Sr.
	3	Tywon Wray	6-0	198	R-So.
FS	1	Wesley Miller	5-11	193	R-Jr.
	14	Cole Blaylock	6-0	191	R-So.
-or-	11	Anthony Brown	6-0	189	R-Jr.
BCB	6	Nehemiah Chandler	6-2	185	R-Fr.
	16	Brian Dillard	6-2	199	R-Sr.

SPECIALISTS

PK	36	Hamilton DiBoyan	5-11	170	R-So.
-or-	35	Davis Little	6-0	177	R-Fr.
KOS	36	Hamilton DiBoyan	5-11	170	R-So.
-or-	35	Davis Little	6-0	177	R-Fr.
P	40	Aleksi Pulkkinen	6-4	220	Jr.
	39	James Whatley	6-2	196	R-Fr.
LS	42	Anthony Zaccaro	6-1	227	R-Sr.
-or-	44	Baxter Turner	5-11	186	R-So.
H	40	Aleksi Pulkkinen	6-4	220	Jr.
-or-	14	Cole Blaylock	6-0	191	R-So.
PR	1	Devin Voisin	5-10	187	Grad.
-or-	21	Keenan Phillips	5-10	188	So.
KR	21	Keenan Phillips	5-10	188	So.
or	6	Micah Woods	6-0	190	R-Sr.

ASSISTANT COACHES



Will Windham
DC / Safeties
Field




Paul Petrino
OC / Receivers
Field



Tre' Williams
ST Coord. / OLBs
Field



Jason Washington
Co-DC / Corners
Field



Cameron Cleminson
Inside Linebackers
Field



Kyle Skierski
Tight Ends
Field



Jason Onyebuagu
Offensive Line
Field



Broderick Fobbs
Running Backs
Field



Jerone Steckel
Defensive Line
Field



Zach Crisler
Quarterbacks
Field

PRONUNCIATION GUIDE

Janier Armstead	Juh-neer
Kearius Biven	Key-air-ee-us
Chrystyle Caldwell	Chris-style
Iverson Celestine	Sill-es-teen
Nehemiah Chandler	Nee-hem-eye-uh
Damyron Darby	Duh-meer-ee-un
Hamilton DIBOYAN	Dib-oye-in
Nate Forystek	Forest-eck
KENTON JERIDO	Ken-tun Jer-ih-doh
Logan Joellenbeck	Joll-in-beck
Saivion Kenon	Say-vee-on
Matthew Laseter	Lass-it-er
IBK Mafe	Moff-aye
Ni Mansell	Nigh
Ti Mims	Ty
Blayne Myrick	My-Rick
Reese Osei-Wusu	Oh-say woo-sue
Davaris Pilcher	Duh-Var-iss
Jacob Porco	Pork-oh
Malachi Preciado	Presh-ee-odd-oh
ALEKSI PULKKINEN	Pulk-in-en
Zach Pyron	Pie-rin
Brayden Ramey	Rame-ee
Noah Toster	Toaster
Devin VOISON	Voy-son
Tywon Wray	Taiwan Ray
Anthony ZACCARO	Zuh-Car-oh

THE APPLEWHITE FILE

Born	July 26, 1978
Hometown	Baton Rouge, La.
Wife	Julie
Children	Lila, Nash

PLAYING HISTORY

Year	School	Position
1998-2001	Texas	Quarterback

COACHING HISTORY

Year	School	Position
2003-04	Texas	Graduate Assistant
2005	Syracuse	Quarterbacks
2006	Rice	Offensive Coordinator/ QBs
2007	Alabama	Offensive Coordinator / QBs
2008-10	Texas	Running Backs
2011-12	Texas	Offensive Coordinator / RBs
2013	Texas	Offensive Coordinator / QBs
2015-16	Houston	Offensive Coordinator / QBs
2016-18	Houston	Head Coach
2019-20	Alabama	Analyst
2021-23	South Alabama	Offensive Coordinator / QBs
2024-pres.	South Alabama	Head Coach

YEAR-BY-YEAR RECORD

Year	School	Record
2016	Houston	0-1
2017	Houston	7-5
2018	Houston	8-5
2024	South Alabama	7-6
2025	South Alabama	1-3
at South Alabama:		8-9
Overall:		23-20

RESULTS AT SOUTH ALABAMA

2024: 7-6 (5-3, SBC)

Aug. 31	North Texas	L, 38-52
Sept. 7	at Ohio	L, 20-27
Sept. 12	Northwestern State	W, 87-10
Sept. 19	at App State	W, 48-14
Sept. 28	at #14 LSU	L, 10-42
Oct. 5	at Arkansas State	L, 16-18
Oct. 15	Troy	W, 25-9
Oct. 26	ULM	W, 46-17
Nov. 2	Georgia Southern	L, 30-34
Nov. 16	at Louisiana	W, 24-22
Nov. 23	at Southern Miss	W, 35-14
Nov. 29	Texas State	L, 38-45
Dec. 14	vs. Western Michigan	W, 30-23

2025: 1-3 (0-1, SBC)

Aug. 30	Morgan State	W, 38-21
Sept. 6	Tulane	L, 31-33
Sept. 13	at #24 Auburn	L, 15-31
Sept. 20	Coastal Carolina	L, 20-38



HEAD COACH | MAJOR APPLEWHITE

Major Applewhite was named the fourth head coach in the history of South Alabama Football on Jan. 18, 2024.

In his first season at the helm of the program, Applewhite led the Jaguars to a 7-6 record. The season ended just up the road in Montgomery, Ala. where South won the ISAS Salute to Veterans Bowl Championship by defeating Western Michigan by a score of 30-23. It was the program's second-straight bowl championship and Applewhite's first as a head coach. Applewhite became the first South Alabama head coach to make and win a bowl game in his first season with the team.

Under Applewhite's leadership in 2024, the Jags produced 11 All-Sun Belt Conference performers. Wide receiver Jamaal Pritchett and safety Jaden Voisin both earned First Team All-Conference recognition, with Pritchett becoming the third, 1,000-yard receiver South Alabama has produced since Applewhite became offensive coordinator in 2021. Pritchett was also invited to play in the 2025 Reese's Senior Bowl, held at South Alabama's Hancock Whitney Stadium.

Known for orchestrating explosive offenses, Applewhite's impact as head coach was noticeable from his very first game as the Jaguars quickly started breaking records. In the 2024 season opener against North Texas, quarterback Gio Lopez set the program's single-game record for total offense with 494 total yards on 432 yards passing and 62 yards rushing. A few weeks later, the Jags put up 87 points in a victory over Northwestern State, which was the most points scored by an FBS team since the 1991 college football season, and set a new program record. The Jags ended the year with the most rushing touchdowns in the Sun Belt Conference (32), and finished second in the league in total offense per game at 441.8 yards per contest.

In year one at South, Applewhite continued the trend of providing his players with professional opportunities. Wide receiver Jamaal Pritchett, tight end DJ Thomas-Jones, defensive lineman Wy'Kevious Thomas and wide receiver Jeremiah Webb all signed free agent contracts at the conclusion of the 2025 NFL Draft.

Before earning to promotion to head coach, Applewhite spent three seasons with the Jaguars as the team's offensive coordinator. South Alabama went 22-16 during those three years, including a 10-win season in 2022 and a 2023 campaign that resulted in the first bowl championship in school history.

One of the best offensive minds in all of college football, Applewhite has elevated South's offensive attack since arriving on campus. In his role as offensive coordinator and quarterbacks coach, Applewhite's star pupil at USA has been Carter Bradley, who became the winningest quarterback in program history and broke multiple school records along the way. Bradley received All-Sun Belt honorable mention recognition in 2023, and accepted invitations to both the Hula Bowl and Senior Bowl at season's end.

Under Applewhite's leadership, the 2023 Jaguar offense set a program record for points in a single season with 430 on the year. South Alabama scored 55 points or more in three games throughout the course of the season, including 59 in the team's win over Eastern Michigan in the 68 Ventures Bowl. That number set a program record for points against an FBS opponent. The Jags also scored 55 points in back-to-back wins over ULM and Southern Miss.

Applewhite settles into his new role at South Alabama having already spent two seasons as the head coach at Houston. In two seasons at the helm, Applewhite guided the Cougars to a record of 15-11 with two bowl game appearances. In his first season leading the program, UH defeated nationally-ranked South Florida during the regular season on the way to a 7-5 finish and an appearance in the Hawai'i Bowl. The Cougars then improved to 8-5 the next fall while earning an invitation to the Armed Forces Bowl.

Between stops at Houston and South Alabama, Applewhite spent two seasons as an analyst on Nick Saban's staff at Alabama. In 2020, he helped guide the Crimson Tide to a perfect 13-0 season and subsequent College Football Playoff National Championship. It was Applewhite's second of two stints at Alabama, his first coming in 2007 when he served as the program's offensive coordinator and quarterbacks coach.

From 2008-2013, Applewhite coached at his alma mater, Texas, in various roles. Starting as the program's assistant head coach working with the running backs in 2008, Applewhite was eventually elevated to offensive coordinator in 2011 and served in that capacity for three seasons with the Longhorns. While working for legendary head coach Mack Brown, Applewhite helped Texas win the 2008 Fiesta Bowl and make an appearance in the 2009 BCS National Championship game.

After starting his coaching career at Texas in 2003 as a graduate assistant, Applewhite went to Syracuse in 2005 as quarterbacks coach. Following a year in New York, he returned to the state of Texas to serve as the offensive coordinator and quarterbacks coach at Rice for the 2006 season.

Before transitioning into coaching, Applewhite played quarterback at Texas for four seasons. During his playing career, Applewhite was named Big 12 Freshman of the Year and the league's co-Offensive Player of the Year in 1999. In his final appearance for the Longhorns, he was named Most Valuable Player of the Holiday Bowl after throwing for 473 yards and four touchdowns in a four-point victory over Washington.

Applewhite owns a bachelor's degree in sport management from Texas. He resides in Mobile with his wife, Julie, and children, Lila and Nash.

"I want to make this our city's team. I want to create an atmosphere here in our stadium where it's full. Where people are here early, they're loud, and they stay late. I want to see 50, 60 smokestacks coming up. I want to see the top of RV's. I want to create a situation where this stadium represents our entire city."

-Major Applewhite



RECORD AGAINST OPPONENTS

App State	1-0
Arizona	2-0
Arkansas State	0-1
Army	0-1
Auburn	0-1
Coastal Carolina	0-1
East Carolina	2-0
Fresno State	0-1
Georgia Southern	0-1
Louisiana	1-0
LSU	0-1
Memphis	0-2
Morgan State	1-0
Navy	2-0
North Texas	0-1
Northwestern State	1-0
Ohio	0-1
Rice	2-0
San Diego State	0-1
SMU	1-1
South Florida	2-0
Southern Miss	1-0
Temple	1-1
Texas Southern	1-0
Texas State	0-1
Texas Tech	0-2
Troy	1-0
Tulane	1-2
Tulsa	1-1
ULM	1-0
Western Michigan	1-0

POSTSEASON HISTORY

'16 Las Vegas Bowl*	vs. San Diego State	L, 10-34
'17 Hawaii Bowl*	vs. Fresno State	L, 27-33
'18 Armed Forces Bowl*	vs. Army	L, 14-70
'24 Salute to Veterans Bowl	vs. Western Michigan	W, 30-23

*while at Houston

SOUTH ALABAMA NOTES

KEENAN COMING ALIVE

- Running back Keenan Phillips is starting to carve out a role in South Alabama's backfield, and had his best game of the season against Coastal Carolina
- Phillips rushed for a season-best 104 yards against Coastal, and ripped off a 54-yard run that is now South's longest rushing play of the season

DYNAMIC DEVIN

- Wide receiver DevinVoisin hauled in a 48-yard reception against Coastal Carolina, giving him his sixth explosive receiving play of the season
- Voisin now has three catches of 30 yards or more so far this year
- Voisin ranks seventh nationally in punt return average (21.8), 10th in receiving touchdowns (4), 13th in receiving yards (360) and 14th in receptions per game (6.8)

BULLOCK BREAKING FREE

- Running back Kentrel Bullock is in the top-20 nationally in rushing yards with 364 on the season
- Bullock's 364 yards are the second-most in the Sun Belt Conference to date

SWEET HOME ALABAMA

- South Alabama will play six of its first-seven games this season in the state of Alabama
- Three of South's first-four games of the season will be played in the friendly confines of Hancock Whitney Stadium
- Despite having three road games in its first-seven weeks, two of those games (at Auburn and at Troy) will both be played in the Yellowhammer state
- Overall, eight of South's 12 games will be played in its home state

PRO JAGS

- South Alabama had multiple alumni make 53-man rosters to start the season:

Darrell Luter Jr.	San Francisco 49ers
Jeremy Reeves	Washington Commanders
Jalen Tolbert	Dallas Cowboys
Corliss Waitman	Pittsburgh Steelers

Week 3 Rundown:

- Corliss Waitman punted four times with a 42.3 average in the Steelers' 21-14 win over the Patriots
- Jeremy Reaves tallied four tackles, including two solo takedowns, in Washington's 41-24 win against Las Vegas
- Darrell Luter Jr. notched two tackles in the 49ers' 16-15 win over the Cardinals
- Jalen Tolbert caught three passes for 24 yards in the Cowboys' 31-14 setback to the Bears
- In addition to those who made an active roster, three former Jaguars also found their way onto NFL practice squads:

Jamaal Pritchett	New York Jets
Jamie Sherriif	Seattle Seahawks
Jeremiah Webb	New England Patriots

PRO POTENTIAL

- South Alabama running back Kentrel Bullock is getting noticed as a high-quality prospect at the next level
- Bullock first made the East West Shrine Bowl 1,000 Watch List in July
- He was also named to the Panini Senior Bowl Top 300 List in August, which recognizes the top-300 NFL prospects for the 2026 NFL Draft

OH CANADA

- Linebacker Darius McKenzie was recently ranked the No. 18 prospect for the Canadian Football League Draft
- McKenzie hails from Ottawa, Ontario and transferred to South Alabama prior to the 2024 season

UP AND COMER

- South Alabama special teams coordinator and outside linebackers coach Tre' Williams was recently named to 247Sports' 30-under-30 coaching list
- The 30-under-30 list recognizes the next generation of top college football coaches
- Williams, a Mobile native, is entering his third season with the Jaguars

TEXAS TWO STEP

- South Alabama quarterback Bishop Davenport was named to the Earl Campbell Tyler Rose Award Watch List, which recognizes the top offensive college football player from the state of Texas each season
- Davenport hails from Spring, Texas where he attended Spring High School

SWITCH HITTER

- South Alabama quarterback Bubba Thompson joined South Alabama this season after playing seven seasons of professional baseball
- Thompson played three seasons in the MLB, including two with the Texas Rangers and one with the Cincinnati Reds. Thompson helped the Rangers win the 2023 World Series
- A Mobile native, Thompson was a multi-sport athlete at McGill-Toolen where he played quarterback in addition to a jumpstart baseball career

OUR CITY

- One of coach Applewhite's priorities since taking over as head coach has been to make Mobile #OurCity
- This includes engaging the city and local community through events and acts of service while also recruiting the area's top talent
- Players from Mobile/Baldwin County on the 2025 roster:

Cole Blaylock	UMS-Wright
Anthony Eager	McGill-Toolen
Daniel Foster-Allen	St. Paul's
Ty Goodwill	Faith Academy
Jerrian Graham	Vigor
Asher Hale	St. Paul's
Chris Holifield Jr.	LeFlore
Jared Hollins	Mary G. Montgomery
Logan Joellenbeck	Foley
Julius Kidd	Davidson
Camden Lawson	Mobile Christian
Latrelle Lett	Baker
Ti Mims	Baldwin County
Blayne Munson	Baker
Blayne Myrick	Fairhope
Trent Thomas	Cottage Hill Christian
Tyler Thomas	Cottage Hill Christian
Bubba Thompson	McGill-Toolen
Baxter Turner	Saraland
Christopher Wallace Jr.	Mary G. Montgomery
Keyshawn Woodyard	UMS-Wright

JAG GRADS

- There are currently 14 players on the Jaguars' roster who have earned their undergraduate degrees
- Below are the names of the graduates seeing time on the field in 2025:

Kentrel Bullock	Hometown
Daniel Foster-Allen	Columbia, Miss.
Chris Holifield	Mobile, Ala.
Dalton Hughes	Tupelo, Miss.
IBK Mafe	Blaine, Minn.
Ni Mansell	Anderson, S.C.
Darius McKenzie	Ottawa, Ontario
Zach Pyron	Pinson, Ala.
Ed Smith IV	Tuscaloosa, Ala.
Johnathan Street	State Line, Miss.
Devin Voisin	Crestview, Fla.
Keyshawn Woodyard	Mobile, Ala.
Christopher Wallace Jr.	Mobile, Ala.
Sam Williams	Pascagoula, Miss.

SOUTH ALABAMA NOTES

RECORD BREAKDOWN

	2025	SBC
Overall	1-3	0-1
vs. Non-Conference	1-2	-
at Hancock Whitney Stadium	1-2	0-1
in Away Games	0-1	-
at Neutral Sites	-	-
Day Games	0-1	-
Night Games (6 p.m. start or later)	1-2	0-1
vs. Top 25 Teams	0-1	-
vs. Top 10 Teams	-	-
vs. Top 5 Teams	-	-
vs. Top-Ranked Teams	-	-
TV Games	0-1	-
on ESPN	-	-
on ESPN2	-	-
on SEC Network	0-1	-
on ESPN+	1-2	0-1
on ESPNU	-	-
on NFL Network	-	-
Scoring First	0-2	0-1
Opponents Score First	1-1	-
Leading at halftime	1-1	0-1
Trailing at Halftime	0-2	-
Tied at Halftime	-	-
Leading after Third Quarter	1-0	-
Trailing after Third Quarter	0-3	0-1
Tied after Third Quarter	-	-
Overtime Games	-	-
Scoring less than 20 points	0-1	-
Scoring 20-29 points	0-1	0-1
Scoring 30-39 points	1-1	-
Scoring 40-49 points	-	-
Scoring 50+ points	-	-
Allowing less than 20 points	-	-
Allowing 20-29 points	1-0	-
Allowing 30-39 points	0-3	0-1
Allowing 40-49 points	-	-
Allowing 50+ points	-	-
Totaling 300-399 yards of total offense	1-1	-
Totaling 400-499 yards of total offense	0-2	0-1
Totaling 500-599 yards of total offense	-	-
Totaling 600-plus yards of total offense	-	-
Rushing for less than 100 yards	-	-
Rushing for 150-plus yards	1-2	0-1
Passing for less than 300 yards	1-3	0-1
Passing for 300-399 yards	-	-
Passing for 400-499 yards	-	-
Passing for 500-plus yards	-	-
Allowing less than 100 yards rushing	-	-
Allowing 100-199 yards rushing	1-2	0-1
Allowing 200-plus yards rushing	0-1	-
Allowing less than 200 yards passing	1-3	0-1
Allowing 200-299 yards passing	-	-
Allowing 300-399 yards passing	-	-
Allowing 400-plus yards passing	-	-
Allowing less than 300 yards total offense	0-1	0-1
Allowing 300-399 yards of total offense	1-1	-
Allowing 400-499 yards of total offense	0-1	-
Allowing 500-plus yards of total offense	-	-
Having no turnovers	-	-
Forcing no turnovers	0-2	0-1
Leading turnover margin	1-0	-
Trailing turnover margin	0-3	0-1
Tied in turnover margin	-	-
Having < 2 takeaways	0-3	0-1
Having 2 or more takeaways	1-0	-
Leading in time of possession	1-1	1-0
When trailing in time of possession	1-1	-

SUN BELT TEAM RANKINGS

	RANK	VALUE
3rd Down Conversions	8th	.389
3rd Down Conversion Pct Defense	12th	.481
4th Down Conversions	6th	.538
4th Down Conversion Pct Defense	14th	1.000
Completion Percentage	1st	.693
Fewest Penalties	5th	23
Fewest Penalty Yards	2nd	165
Fewest Penalty Yards per Game	2nd	41.3
First Downs Defense	5th	18.5
First Downs Offense	7th	21.0
Passes Had Intercepted	5th	3
Passes Intercepted	13th	1
Passing Offense	8th	193.0
Passing Yards Allowed	2nd	144.5
Red Zone Defense	13th	1.000
Red Zone Offense	7th	.813
Rushing Defense	9th	199.8
Rushing Offense	6th	186.5
Team Sacks	7th	6
Sacks Allowed	5th	6
Scoring Defense	9th	30.8
Scoring Offense	7th	26.0
Time of Possession	6th	30:00
Total Defense	4th	344.3
Total Offense	6th	379.5

NCAA TEAM RANKINGS (Top 50)

CATEGORY	NCAA RANK	VALUE
Blocked Kicks Allowed	1st	0
Blocked Punts Allowed	1st	0
Fumbles Recovered	7th	4
Punt Return Defense	8th	0.00
Punt Returns	9th	21.80
Passing Yards Allowed	17th	144.5
Completion Percentage	25th	.693
Fewest Penalty Yards Per Game	27th	41.25
Fewest Penalty Yards	36th	165
Team Passing Efficiency Defense	41st	115.60
Tackles For Loss Allowed	47th	4.50
Turnovers Gained	47th	5

*Through Sunday, Sept. 21

JAGS IN THE NCAA RANKINGS (TOP 100)

Kentrel Bullock	NCAA RANK	VALUE
Rushing Yards	19th	364
Rushing Yards Per Game	26th	91.0
Rushing Touchdowns	30th	4
Total Touchdowns	44th	4
Rush Yards Per Garry	80th	4.79
All-Purpose	99th	93.25

BISHOP DAVENPORT	NCAA RANK	VALUE
Completion Percentage	27th	.690
Passing Touchdowns	43rd	6
Passing Efficiency	56th	147.0
Passing Yards	62nd	764
Points Responsible For	65th	44
Completions Per Game	67th	17.25
Yards Per Pass Attempt	67th	7.64
Passing Yards Per Game	78th	191.0
Points Responsible For Per Game	81st	11.0
Total Offense	86th	205.0
Passing Yards Per Completion	87th	11.07

HAMILTON DIBOYAN	NCAA RANK	VALUE
Field Goal Percentage	44th	.833
Field Goals Per Game	51st	1.25

TY GOODWILL	NCAA RANK	VALUE
Passes Defended	8th	1.50

MIKE HARRIS	NCAA RANK	VALUE
Forced Fumbles	100th	0.25

JAY'VON HENDERSON	NCAA RANK	VALUE
Fumbles Recovered	12th	1

WESLEY MILLER	NCAA RANK	VALUE
Total Interceptions	47th	1

RJ MOSS	NCAA RANK	VALUE
Fumbles Recovered	12th	1

E'MAURI SMILEY	NCAA RANK	VALUE
Forced Fumbles	100th	0.25

DEVIN VOISIN	NCAA RANK	VALUE
Punt Returns	7th	21.8
Receiving Touchdowns	10th	4
Receiving Yards	13th	360
Receptions Per Game	14th	6.75
Receiving Yards Per Game	20th	90.0
All-Purpose	36th	117.25
Total Touchdowns	44th	4
Combined Kick Returns	66th	109

CHRIS WALLACE JR.	NCAA RANK	VALUE
Fumbles Recovered	12th	1

EMMANUEL WALLER	NCAA RANK	VALUE
Fumbles Recovered	12th	1



ANTHONY MOSTELLA
1988 - 2010

THE LEGACY OF NO. 5

There are many special numbers throughout college football and college athletics whether it be No. 12 for the 12th Man at Texas A&M or No. 38 at Ole Miss to remember former Rebel Chucky Mullins, but for South Alabama, the No. 5 will forever hold a significant place in the hearts of every Jaguar.

On June 13, 2010, the University of South Alabama lost a member of the football program when Anthony Mostella (1988-2010), a member on the inaugural Jaguar squad, passed away near his home of Oneonta, Ala., in a traffic accident. Mostella, who would have been a senior that fall, was loved and respected by all his teammates and coaches, someone whose contributions to the program on the field were exceeded by what he was able to accomplish away from the game.

Voted a team captain during the 2009 season, Mostella – a running back who came to South Alabama in order to continue his relationship with then head coach Joey Jones – displayed his selfless nature with his contributions on special teams and in the locker room, while fellow teammates racked up more yardage running the ball. In his one season, Mostella rushed for 180 yards and three touchdowns, and was also credited with seven tackles on special teams coverage units.

He came to USA and Mobile after playing for Jones at Birmingham-Southern in 2007, sacrificing a season of collegiate eligibility in order to help build the Jaguar program by taking part in its first-ever spring practice in March and April of 2009. During that time he established himself not only as a leader, but as an ambassador for the program as it established its roots in the community.

Beginning during the 2010 season, the Jaguars honored Mostella each fall as one member of the senior class was chosen by his teammates and coaches to wear his No. 5 jersey for their final season.

After a brief break from 2018-2020, the tradition was brought back, but with a new twist. Instead of a selected senior being able to wear the jersey for the entire season, it was awarded to a different individual each week throughout the season.

“Anthony was the epitome of a true student-athlete and a tremendous role model to his peers. His character and leadership skills will always be an example for everyone in our program to follow.”

– Former South Alabama Head Coach Joey Jones

2025

Morgan State: Devin Voisin
Tulane: Tirrell Johnson
Auburn: Kentrel Bullock
Coastal Carolina: Anthony Zaccaro

2024

North Texas: Christopher Wallace Jr.
Ohio: Jamaal Pritchett
Northwestern State: Blayne Myrick
App State: Devin Voisin
LSU: Courtney McBride Jr.
Arkansas State: Jeremiah Webb
Troy: Fluff Bothwell
ULM: Wesley Miller
Georgia Southern: Kentrel Bullock
Louisiana: Laith Marjan
Southern Miss: Javon Ivory
Texas State: Jaden Voisin
Western Michigan: Todd Justice

2023

Tulane: Devin Voisin
Southeastern Louisiana: James Miller
Oklahoma State: Trey Kiser
Central Michigan: Desmond Trotter
James Madison: Caullin Lacy
ULM: Jaden Voisin
Southern Miss: Wy'Kevious Thomas
Louisiana: Reggie Smith
Troy: Jamaal Pritchett
Arkansas State: Quentin Wilfawn
Marshall: Jamie Sheriff
Texas State: Carter Bradley
Eastern Michigan: Khalil Jacobs

2022













Nicholls: Keith Gallmon
Central Michigan: Darrell Luter Jr.
UCLA: James Jackson
Louisiana Tech: Jalen Wayne
Louisiana: Desmond Trotter
ULM: Yam Banks
Troy: Carter Bradley
Arkansas State: Jack Brooks
Georgia Southern: La'Damian Webb
Texas State: Brandon Crum
Southern Miss: Jamie Sheriff
Old Dominion: A.J. DeShazor Jr.
Western Kentucky: Marvin Martin

2021

Southern Mississippi: A.J. DeShazor Jr.
Bowling Green: Jalen Tolbert
Alcorn State: Gi'Narious Johnson
Louisiana: Keith Gallmon Jr.
Texas State: James Jackson
Georgia Southern: Yam Banks
ULM: Jake Bentley
Arkansas State: Terrion Avery
Troy: Darrell Luter Jr.
Appalachian State: Trey Simpson
Tennessee: Wy'Kevious Thomas
Coastal Carolina: Chris Henderson

2017 - Malcolm Buggs
2016 - Roman Buchanan
2015 - Terrance Timmons
2014 - Jeremé Jones
2013 - Bryant Lavender
2012 - Brandon Ross
2011 - Paul Bennett
2010 - Justin Dunn

2025 SCHEDULE BREAKDOWN

	MORGAN STATE Aug. 30 6 p.m. Hancock Whitney Stadium Mobile, Ala.	South Alabama 38, Morgan State 21 Series Information: South Alabama now leads 1-0
	TULANE Sept. 6 6 pm Hancock Whitney Stadium Mobile, Ala.	South Alabama 31, Tulane 33 Series Information: Tulane now leads 3-1
	AUBURN Sept. 13 11:45 a.m. Jordan-Hare Stadium Auburn, Ala.	South Alabama 15, Auburn 31 Series Information: Auburn now leads 1-0
	COASTAL CAROLINA Sept. 20 6 p.m. Hancock Whitney Stadium Mobile, Ala.	South Alabama 20, Coastal Carolina 38 Series Information: Coastal Carolina now leads 3-1
	NORTH TEXAS Sept. 27 11 a.m. DATCU Stadium Denton, Texas	Series Information: North Texas leads 2-0
	TROY Oct. 4 6 p.m. Veterans Memorial Stadium Troy, Ala.	Series Information: Troy leads 9-4
	ARKANSAS STATE Oct. 14 6:30 pm Hancock Whitney Stadium Mobile, Ala.	Series Information: Arkansas State leads 7-6
	GEORGIA STATE Oct. 23 6:30 pm Center Parc Stadium Atlanta, Ga.	Series Information: Georgia State leads 5-4
	LOUISIANA Nov. 1 TBA Hancock Whitney Stadium Mobile, Ala.	Series Information: Louisiana leads 9-4
	ULM Nov. 15 TBA Malone Stadium Monroe, La.	Series Information: South Alabama leads 6-5
	SOUTHERN MISS Nov. 22 TBA Hancock Whitney Stadium Mobile, Ala.	Series Information: South Alabama leads 5-0
	TEXAS STATE Nov. 29 TBA UFCU Stadium San Marcos, Texas	Series Information: Texas State leads 6-4

SUN BELT CONFERENCE PRESEASON AWARDS

Preseason Players of the Year
Offense - Braylon Braxton, Southern Miss (RS Sr., QB - Frisco, Texas)
Defense - **Blayne Myrick, South Alabama (RS Jr., LB - Fairhope, Ala.)**
ST - Clune Van Andel, Arkansas State (Jr., K - Grand Rapids, Mich.)

Preseason All-Sun Belt First Team Offense
QB - Braylon Braxton, Southern Miss (RS Sr., QB - Frisco, Texas)
RB - George Pettaway, James Madison (RS Jr., RB - Suffolk, Va.)
RB - Kentrel Bullock, South Alabama (Sr., RB - Columbia, Miss.)
OL - Nick Del Grande, Coastal Carolina (RS Jr., OL - Lancaster, Pa.)
OL - Caleb Cook, Georgia Southern (RS Sr., OL - Brunswick, Ga.)
OL - Pichon Wimbley, Georgia Southern (Sr., OL - Newnan, Ga.)
OL - Pat McMurtrie, James Madison (Gr., OL - Verona, N.J.)
OL - Zach Barlev, Old Dominion (Sr., OL - Bolingbrook, Ill.)
TE - Toby Payne, Marshall (RS Jr., TE - Poca, W.Va.)
WR - Corey Rucker, Arkansas State (RS Sr., WR - Bentonla, Miss.)
WR - Josh Dallas, Georgia Southern (RS Jr., WR - Sharpsburg, Ga.)
WR - Ted Hurst, Georgia State (Sr., WR - Savannah, Ga.)

Preseason All-Sun Belt First Team Defense
DL - Bryan Whitehead, Arkansas State (RS Sr., DL - Bartlett, Tenn.)
DL - Latrell Bullard, Georgia Southern (Sr., DL - Smyrna, Ga.)
DL - Jordan Lawson, Louisiana (RS Sr., DL - Brandon, Miss.)
DL - Kevontay Wells, ULM (Sr., DL - Jackson, Miss.)
DL - Brodarius Lewis, Southern Miss (Gr., DL - Prattville, Ala.)
LB - Brendan Harrington, Georgia Southern (7th Yr., LB - Moncure, N.C.)
LB - Jason Henderson, Old Dominion (RS Sr., LB - Dingmans Ferry, Pa.)
LB - Blayne Myrick, South Alabama (RS Jr., LB - Fairhope, Ala.)
DB - Chance Gamble, Georgia Southern (RS Sr., DB - Fitzgerald, Ga.)
DB - Jacob Thomas, James Madison (Sr., DB - Ashburn, Va.)
DB - Tyree Skipper, Louisiana (RS Sr., DB - New Orleans, La.)
DB - Josh Moten, Southern Miss (RS Sr., DB - Waldorf, Md.)

Preseason All-Sun Belt First Team Special Teams
K - Clune Van Andel, Arkansas State (Jr., K - Grand Rapids, Mich.)
P - Alex Smith, Georgia Southern (Jr., P - Melbourne, Australia)
RS - Ian Foster, Southern Miss (RS So., RS - Brundidge, Ala.)
AP - Ja'Quez Cross, Arkansas State (RS Sr., AP - Hampton, Ark.)

Preseason All-Sun Belt Second Team Offense
QB - Alonza Barnett III, James Madison (RS Jr., QB - Whitsett, N.C.)
RB - Ja'Quez Cross, Arkansas State (RS Sr., RB - Hampton, Ark.)
RB - Bill Davis, Louisiana (RS So., RB - LaPlace, La.)
OL - Jax Harrington, Louisiana (RS Sr., OL - Erath, La.)
OL - George Jackson, Louisiana (RS Sr., OL - Stone Mountain, Ga.)
OL - Jalen Slappy, Marshall (RS Jr., OL - Columbus, Ohio)
OL - Jordan Davis, South Alabama (RS Sr., OL - Fairburn, Ga.)
OL - Eli Russ, Troy (Sr., OL - Ardmore, Okla.)
TE - Kyirin Heath, Southern Miss (Sr., TE - Mansfield, Texas)
WR - Dalton Stroman, App State (RS Sr., WR - Rockingham, N.C.)
WR - Jameson Tucker, Coastal Carolina (RS Sr., WR - Mauldin, S.C.)
WR - Dalen Cobb, Georgia Southern (Sr., WR - Washington, Ga.)

Preseason All-Sun Belt Second Team Defense
DL - Henry Bryant, Georgia State (RS Sr., DL - Delray Beach, Fla.)
DL - Immanuel Bush, James Madison (RS Sr., DL - Lancaster, S.C.)
DL - Kris Trinidad, Old Dominion (RS Sr., DL - Richmond, Va.)
DL - Luis Medina, Troy (Sr., DL - Summerville, Ga.)
LB - Shane Bruce, Coastal Carolina (Gr., LB - Carrollton, Ga.)
LB - Trent Hendrick, James Madison (Sr., LB - Richmond, Va.)
LB - Cameron Whitfield, Louisiana (RS Sr., LB - Houston, Texas)
LB - Koa Naotala, Old Dominion (RS Jr., LB - Newport News, Va.)
DB - Tracy Hill Jr., Georgia Southern (RS Jr., DB - Athens, Ga.)
DB - DJ Barksdale, James Madison (Jr., DB - Rock Hill, S.C.)
DB - Wesley Miller, South Alabama (RS Jr., DB - Columbia, Miss.)
DB - Devin Lafayette, Troy (Sr., DB - Brunswick, Ga.)

Preseason All-Sun Belt Second Team Special Teams
K - Scott Taylor Renfro, Troy (Sr., K - Troy, Ala.)
P - Aleks Pulkkinen, South Alabama (Jr., P - Helsinki, Finland)
RS - Ja'Quez Cross, Arkansas State (RS Sr., RS - Hampton, Ark.)
AP - George Pettaway, James Madison (RS Jr., AP - Suffolk, Va.)

SUN BELT CONFERENCE PLAYERS OF THE WEEK

OFFENSE
Week 1: QB AJ Swann - App State
Week 2: RB Treguan Jones - Old Dominion
Week 3: QB Colton Joseph - Old Dominion
Week 4: QB Carlos Del Rio-Wilson - Marshall
Week 5:
Week 6:
Week 7:
Week 8:
Week 9:
Week 10:
Week 11:
Week 12:
Week 13:
Week 14:

DEFENSE
Week 1: DB D'Arco Perkins-McAllister - ULM
Week 2: LB Luke Hodge - Troy
Week 3: S Ian Foster - Southern Miss
Week 4: DE Noah Arinze - Coastal Carolina
Week 5:
Week 6:
Week 7:
Week 8:
Week 9:
Week 10:
Week 11:
Week 12:
Week 13:
Week 14:

SPECIAL TEAMS
Week 1: K Tony Sterner - Louisiana
Week 2: WR Tre' Brown - Old Dominion
Week 3: KR Dalen Cobb - Georgia Southern
Week 4: P Evan Crenshaw - Troy
Week 5:
Week 6:
Week 7:
Week 8:
Week 9:
Week 10:
Week 11:
Week 12:
Week 13:
Week 14:

SUN BELT CONFERENCE PRESEASON COACHES POLL

EAST DIVISION
1. James Madison - 94 Points (11)
2. Georgia Southern - 76 Points (1)
3. App State - 60 Points
4. Coastal Carolina - 49 Points (1)
5. Old Dominion - 48 Points
6. Marshall - 42 Points (1)
7. Georgia State - 23 Points

WEST DIVISION
1. Louisiana - 86 Points (6)
2. Texas State - 78 Points (6)
3. Arkansas State - 64 Points (1)
4. South Alabama - 50 Points (1)
5. Southern Miss - 47 Points
6. Troy - 43 Points
7. ULM - 24 Points

SUN BELT CONFERENCE STANDINGS

EAST	CONF	PCT	OVER	PCT
Coastal Carolina	1-0	1.000	2-2	.500
James Madison	0-0	.000	2-1	.667
Old Dominion	0-0	.000	2-1	.667
App State	0-1	.000	2-1	.667
Georgia Southern	0-0	.000	2-2	.500
Marshall	0-0	.000	2-2	.500
Georgia State	0-0	.000	1-3	.250

WEST	CONF	PCT	OVER	PCT
Southern Miss	1-0	1.000	2-2	.500
Texas State	0-0	.000	3-1	.750
ULM	0-0	.000	2-1	.667
Troy	0-0	.000	2-2	.500
Arkansas State	0-0	.000	1-3	.250
Louisiana	0-0	.000	1-3	.250
South Alabama	0-1	.000	1-3	.250



EXPLOSIVE PLAYS (20-PLUS YARDS)

YARDS	TYPE	PLAYER	OPP.	QTR.
65	Pass	Bishop Davenport to Devin Voisin	Tulane	1st
54	Rush	Keenan Phillips	Coastal Carolina	2nd
48	Pass	Bishop Davenport to Devin Voisin	Coastal Carolina	3rd
46	Punt	Devin Voisin	Morgan State	4th
38	Rush	PJ Martin	Coastal Carolina	2nd
34	Pass	Bishop Davenport to Jeremy Scott	Tulane	4th
34	Pass	Bishop Davenport to Anthony Eager	Morgan State	1st
32	Pass	Bishop Davenport to Miller McCrumby	Morgan State	1st
31	Pass	Bishop Davenport to Devin Voisin	Morgan State	4th
30	Pass	Bishop Davenport to Brendan Jenkins	Coastal Carolina	4th
26	Pass	Bishop Davenport to Devin Voisin	Tulane	4th
25	Pass	Bishop Davenport to Brendan Jenkins	Auburn	3rd
23	Pass	Bishop Davenport to Devin Voisin	Tulane	3rd
21	Pass	Bishop Davenport to Devin Voisin	Auburn	2nd
20	Pass	Bishop Davenport to Jeremy Scott	Auburn	2nd
20	Rush	Kentrel Bullock	Morgan State	3rd

PLAY BREAKDOWN (TD)

Receiving	12 (4)
Rushing	3 (0)
Punt Return	1 (0)
Interception Return	N/A
Kickoff Return	N/A
Total	16 (4)

BY GAME

Morgan State	5 (1)
Tulane	4 (2)
at Auburn	3 (1)
Coastal Carolina	4 (0)
at North Texas	
at Troy	
Arkansas State	
at Georgia State	
Louisiana	
at ULM	
Southern Miss	
at Texas State	

BY QUARTER

1st Quarter	3 (1)
2nd Quarter	4 (1)
3rd Quarter	4 (0)
4th Quarter	5 (2)
Overtime	N/A

RUSHING

Kentrel Bullock	1 (0)
PJ Martin	1 (0)
Keenan Phillips	1 (0)

RECEIVING

Devin Voisin	6 (3)
Jeremy Scott	2 (1)
Anthony Eager	1 (0)
Miller McCrumby	1 (0)
Brendan Jenkins	2 (0)

INTERCEPTION RETURN

KICKOFF RETURN

PUNT RETURN

Devin Voisin	1 (0)
--------------	-------

SOUTH ALABAMA DRIVE CHART

MORGAN STATE					
QTR	TIME	OBTAINED	PL-YDS	TOP	RESULT
1st	8:36	Kickoff	9-75	3:35	Touchdown
1st	2:46	Punt	6-39	2:07	Fumble
1st	0:19	Fumble	5-13	2:25	Field Goal
2nd	9:26	Punt	3-(-13)	2:14	Punt
2nd	3:55	Fumble	5-45	2:01	Touchdown
2nd	1:08	Interception	3-19	1:08	End of Half
3rd	15:00	Kickoff	10-75	4:43	Touchdown
3rd	4:13	Kickoff	4-24	2:23	Punt
3rd	0:15	Punt	4-8	1:44	Punt
4th	9:58	Punt	2-4	0:31	Touchdown
4th	7:54	Fumble	1-31	0:07	Touchdown
4th	3:24	Kickoff	5-18	3:24	End of Game

TULANE					
QTR	TIME	START	PL-YDS	TOP	RESULT
1st	15:00	Kickoff	9-75	4:12	Touchdown
1st	9:19	Punt	1-3	0:10	Fumble
1st	8:11	Fumble	3-77	1:00	Touchdown
1st	4:11	Kickoff	3-6	0:51	Punt
1st	0:24	Kickoff	7-32	3:04	Downs
2nd	6:52	Kickoff	3-8	1:49	Punt
2nd	0:49	Kickoff	2-12	0:49	Half
3rd	8:51	Kickoff	11-53	4:20	Fumble
3rd	3:17	Punt	8-40	3:20	Field Goal
4th	10:01	Kickoff	12-75	5:27	Touchdown
4th	2:21	Punt	7-80	1:22	Touchdown

at AUBURN					
QTR	TIME	START	PL-YDS	TOP	RESULT
1st	9:09	Kickoff	12-64	5:26	Field Goal
1st	2:45	Punt	5-18	2:01	Interception
2nd	14:08	Kickoff	3-6	1:44	Punt
2nd	9:48	Kickoff	10-75	4:24	Touchdown
2nd	0:40	Kickoff	1-(-1)	0:40	End of Half
3rd	15:00	Kickoff	11-75	5:05	Touchdown
3rd	1:15	Kickoff	12-54	5:32	Fumble
4th	9:01	Punt	15-47	6:29	Downs

COASTAL CAROLINA					
QTR	TIME	START	PL-YDS	TOP	RESULT
1st	13:13	Punt	14-59	6:26	Downs
1st	3:19	Punt	6-15	3:12	Punt
2nd	13:12	Punt	3-4	1:22	Punt
2nd	10:49	Punt	8-60	3:37	Touchdown
2nd	5:08	Kickoff	8-75	3:44	Touchdown
3rd	15:00	Kickoff	3-4	0:43	Punt
3rd	13:16	Kickoff	1-0	0:10	Interception
3rd	11:19	Kickoff	12-55	6:08	Field Goal
3rd	2:28	Punt	10-70	4:59	Missed Field Goal
4th	10:00	Kickoff	8-46	3:28	Field Goal
4th	4:37	Punt	3-(-5)	0:56	Interception
4th	2:43	Kickoff	1-(-3)	0:11	Fumble
4th	2:32	Kickoff	6-25	1:40	Downs

at NORTH TEXAS					
QTR	TIME	START	PL-YDS	TOP	RESULT
--	--	--	--	--	--
--	--	--	--	--	--
--	--	--	--	--	--
--	--	--	--	--	--
--	--	--	--	--	--
--	--	--	--	--	--
--	--	--	--	--	--
--	--	--	--	--	--
--	--	--	--	--	--
--	--	--	--	--	--
--	--	--	--	--	--
--	--	--	--	--	--
--	--	--	--	--	--
--	--	--	--	--	--

at TROY					
QTR	TIME	START	PL-YDS	TOP	RESULT
--	--	--	--	--	--
--	--	--	--	--	--
--	--	--	--	--	--
--	--	--	--	--	--
--	--	--	--	--	--
--	--	--	--	--	--
--	--	--	--	--	--
--	--	--	--	--	--
--	--	--	--	--	--
--	--	--	--	--	--
--	--	--	--	--	--
--	--	--	--	--	--
--	--	--	--	--	--
--	--	--	--	--	--

OPPONENT DRIVE CHART

MORGAN STATE					
QTR	TIME	OBTAINED	PL-YDS	TOP	RESULT
1st	14:54	Kickoff	11-80	6:18	Touchdown
1st	5:01	Kickoff	3-0	2:15	Punt
1st	0:39	Fumble	2-(-7)	0:20	Fumble
2nd	12:54	Kickoff	6-13	3:28	Punt
2nd	7:12	Punt	7-17	3:17	Fumble
2nd	1:54	Kickoff	5-36	0:46	Interception
3rd	10:17	Kickoff	10-75	6:04	Touchdown
3rd	1:50	Punt	3-5	1:35	Punt
4th	13:31	Punt	6-0	3:33	Punt
4th	9:27	Kickoff	3-6	1:33	Fumble
4th	7:47	Kickoff	9-75	4:23	Touchdown

TULANE					
QTR	TIME	START	PL-YDS	TOP	RESULT
1st	10:42	Kickoff	3-6	1:23	Punt
1st	9:09	Fumble	3-19	0:58	Fumble
1st	7:03	Kickoff	7-55	2:52	Touchdown
1st	3:20	Punt	7-42	2:56	Touchdown
2nd	12:20	Downs	11-57	5:28	Touchdown
2nd	4:14	Punt	9-53	4:14	Field Goal
3rd	14:53	Kickoff	12-61	6:02	Field Goal
3rd	4:31	Fumble	3-(-9)	1:14	Punt
4th	14:52	Kickoff	10-78	4:51	Touchdown
4th	5:21	Kickoff	6-29	3:00	Punt
4th	0:58	Kickoff	3-(-15)	0:58	Punt

at AUBURN					
QTR	TIME	START	PL-YDS	TOP	RESULT
1st	15:00	Kickoff	12-92	5:51	Touchdown
1st	3:35	Kickoff	3-4	0:50	Punt
1st	0:44	Interception	5-33	1:30	Touchdown
2nd	12:24	Punt	7-54	2:36	Touchdown
2nd	5:24	Kickoff	14-75	4:44	Touchdown
3rd	8:34	Kickoff	16-62	8:34	Field Goal
4th	10:43	Fumble	3-2	1:42	Punt
4th	2:32	Downs	4-15	2:32	End of Game

COASTAL CAROLINA					
QTR	TIME	START	PL-YDS	TOP	RESULT
1st	15:00	Kickoff	5-29	1:47	Punt
1st	6:47	Downs	9-29	3:28	Punt
1st	0:07	Punt	3-6	1:55	Punt
2nd	11:50	Punt	3-2	1:01	Punt
2nd	7:12	Kickoff	6-65	2:04	Touchdown
2nd	1:19	Kickoff	3-16	1:19	End of Half
3rd	14:17	Punt	3-40	1:01	Touchdown
3rd	13:06	Interception	5-20	1:47	Touchdown
3rd	5:03	Kickoff	5-23	2:35	Punt
4th	12:29	Missed FG	6-80	2:20	Touchdown
4th	6:32	Kickoff	3-(-1)	1:55	Punt
4th	3:41	Interception	4-0	0:53	Field Goal
4th	0:52	Downs	2-(-4)	0:52	End of Game

at NORTH TEXAS					
QTR	TIME	START	PL-YDS	TOP	RESULT
--	--	--	--	--	--
--	--	--	--	--	--
--	--	--	--	--	--
--	--	--	--	--	--
--	--	--	--	--	--
--	--	--	--	--	--
--	--	--	--	--	--
--	--	--	--	--	--
--	--	--	--	--	--
--	--	--	--	--	--
--	--	--	--	--	--
--	--	--	--	--	--
--	--	--	--	--	--
--	--	--	--	--	--

at TROY					
QTR	TIME	START	PL-YDS	TOP	RESULT
--	--	--	--	--	--
--	--	--	--	--	--
--	--	--	--	--	--
--	--	--	--	--	--
--	--	--	--	--	--
--	--	--	--	--	--
--	--	--	--	--	--
--	--	--	--	--	--
--	--	--	--	--	--
--	--	--	--	--	--
--	--	--	--	--	--
--	--	--	--	--	--
--	--	--	--	--	--
--	--	--	--	--	--

DRIVE SUPERLATIVES

Longest Drive	South Alabama	Opponents
No. of Plays	15	16
By No. of Yards	80	92
By Time of Possession	6:29	8:34
Shortest Drive	South Alabama	Opponents
No. of Plays	1	2
By No. of Yards	-13	-15
By Time of Possession	0:07	0:20

SCORING DRIVE BREAKDOWN

Yardage No. Drive	SOUTH ALABAMA		Opponent	
	TD	FG	TD	FG
Neg. Yards	--	--	--	--
0-9	1	--	--	1
10-19	--	1	--	--
20-29	--	--	1	--
30-39	1	--	1	--
40-49	1	2	2	--
50-59	--	1	3	1
60-69	1	1	1	2
70-79	8	--	3	1
80-89	1	--	2	--
90-99	--	--	1	--

GAME-OPENING DRIVES

	SOUTH ALABAMA			Opponent		
	PTS	1STS	YDS	PTS	1STS	YDS
Morgan State	7	3	75	7	5	80
Tulane	7	5	75	0	0	6
at Auburn	3	4	64	7	5	92
Coastal Carolina	0	4	59	0	1	29
at North Texas	--	--	--	--	--	--
at Troy	--	--	--	--	--	--
Arkansas State	--	--	--	--	--	--
at Georgia State	--	--	--	--	--	--
Louisiana	--	--	--	--	--	--
at ULM	--	--	--	--	--	--
Southern Miss	--	--	--	--	--	--
at Texas State	--	--	--	--	--	--

THREE AND OUTS

	SOUTH ALABAMA THREE AND OUTS/DRIVES	Opponent THREE AND OUTS/DRIVES
Morgan State	1/12	2/11
Tulane	2/11	3/11
at Auburn	1/8	2/8
Coastal Carolina	3/13	3/13
at North Texas	--	--
at Troy	--	--
at Arkansas State	--	--
at Georgia State	--	--
Louisiana	--	--
at ULM	--	--
Southern Miss	--	--
at Texas State	--	--

SECOND-HALF OPENING DRIVES

	SOUTH ALABAMA			Opponent		
	PTS	1STS	YDS	PTS	1STS	YDS
Morgan State	7	5	75	7	5	75
Tulane	0	3	53	3	3	61
at Auburn	7	4	75	3	4	62
Coastal Carolina	0	0	4	7	1	40
at North Texas	--	--	--	--	--	--
at Troy	--	--	--	--	--	--
Arkansas State	--	--	--	--	--	--
at Georgia State	--	--	--	--	--	--
Louisiana	--	--	--	--	--	--
at ULM	--	--	--	--	--	--
Southern Miss	--	--	--	--	--	--
at Texas State	--	--	--	--	--	--

2025 STATISTICS

STARTING LINEUPS

Offense	WR	TE	LT	LG	C	RG	RT	WR/TE	WR	QB	RB
Morgan State	Voisin	McCrumby	Davis	Wiggins	Preciado	Hale	Hubbard	Trent Thomas	Eager	Davenport	Bullock
Tulane	Voisin	McCrumby	Davis	Wiggins	Preciado	Hale	Hubbard	Trent Thomas	M. Woods	Davenport	Bullock
at Auburn	Scott	McCrumby	Davis	Wiggins	Preciado	Hale	Hubbard	Trent Thomas	M. Woods	Davenport	Bullock
Coastal Carolina	Voisin	McCrumby	Davis	Wiggins	Preciado	Hale	Hubbard	Trent Thomas	Eager	Davenport	Bullock
at North Texas											
at Troy											
Arkansas State											
at Georgia State											
Louisiana											
at ULM											
Southern Miss											
at Texas State											
Defense	BANDIT	NT	DT	WOLF	MIKE	STINGER	CB	HUSKY/LB	ROVER	FS	CB
Morgan State	Tyler Thomas	Smith IV	Moss	T. Johnson	Myrick	McKenzie	Henderson	Harris	Goodwill	Miller	Chandler
Tulane	Jennings	Smith IV	Moss	T. Johnson	Myrick	McKenzie	Henderson	Hughes	Goodwill	Miller	Darby
at Auburn	S. Johnson	Smith IV	Moss	Henry	Dozier	McKenzie	Henderson	Hughes	Wallace	Miller	Chandler
Coastal Carolina	Tyler Thomas	Smith IV	Moss	T. Johnson	Myrick	McKenzie	Henderson	Wallace	Goodwill	Miller	Chandler
at North Texas											
at Troy											
Arkansas State											
at Georgia State											
Louisiana											
at ULM											
Southern Miss											
at Texas State											

STARTERS CHART (AT SOUTH ALABAMA)

QUARTERBACKS	CAREER	STREAK	OFFENSIVE LINE	CAREER	STREAK	LINEBACKERS	CAREER	STREAK
Bishop Davenport	6	5	Jordan Davis	26	18	Blayne Myrick	16	1
			Malachi Preciado	17	17	Darius McKenzie	12	12
RUNNING BACKS	CAREER	STREAK	Kenton Jerido	14	--	Tirell Johnson	3	1
Kentrel Bullock	18	16	Asher Hale	7	6	Dalton Hughes	2	--
			Amauri Wiggins	4	4	Caleb Dozier	1	--
RECEIVERS	CAREER	STREAK	Ethan Hubbard	4	4			
Devin Voisin	28	1	DEFENSIVE LINE	CAREER	STREAK	DEFENSIVE BACKS	CAREER	STREAK
Anthony Eager	3	1	Tyler Thomas	5	1	Wesley Miller	16	16
Micah Woods	2	--	Ed Smith IV	4	4	Mike Harris	4	--
Jeremy Scott	1	--	RJ Moss	4	4	Jayvon Henderson	4	4
TIGHT ENDS	CAREER	STREAK	Nate Jennings	1	--	Ty Goodwill	3	1
Trent Thomas	9	4	Stephen Johnson	1	--	Nehemiah Chandler	3	2
Miller McCrumby	4	4				Damyron Darby	1	--
						Christopher Wallace Jr.	2	2

TIME OF POSSESSION

Opponent	Result	Overall	1st Qtr	2nd Qtr	3rd Qtr	4th Qtr	Total
Morgan State	W, 38-21	1-0	6:01	7:29	7:21	5:31	26:22
Tulane	L, 31-33	1-1	6:37	5:18	7:37	5:59	25:31
at Auburn	L, 15-31	1-2	7:27	6:54	6:20	10:46	31:27
Coastal Carolina	L, 20-38	1-3	9:38	8:43	9:29	8:51	36:41
at North Texas	--	--	--	--	--	--	--
at Troy	--	--	--	--	--	--	--
Arkansas State	--	--	--	--	--	--	--
at Georgia State	--	--	--	--	--	--	--
Louisiana	--	--	--	--	--	--	--
at ULM	--	--	--	--	--	--	--
Southern Miss	--	--	--	--	--	--	--
at Texas State	--	--	--	--	--	--	--
		Total	29:43	28:24	30:47	31:07	120:01
		Avg.	7:25	7:06	7:41	7:46	30:00

LAST TIME (SOUTH ALABAMA PLAYER)

OFFENSE

Rushed 30 times in a game: La'Damian Webb (35) at Georgia Southern, 11/5/22
Rushed 40 times in a game: n/a
Rushed for 100 yards in a game: Kentrel Bullock (109) vs. Tulane, 9/6/25
Rushed for 150 yards in a game: La'Damian Webb (163) vs. Arkansas State, 11/11/23
Rushed for 200 yards in a game: La'Damian Webb (247) at Georgia Southern, 11/5/22
Rushed for 100 yards in consecutive games: Kentrel Bullock vs. Morgan State (127), 8/30/25 & vs. Tulane (109), 9/6/25
QB rushed for 100 yards in a game: Gio Lopez (105) at App State, 9/19/24
Rushed for 2 TDs in a game: Kentrel Bullock (2), vs. Morgan State, 8/30/25
Rushed for 3 TDs in a game: La'Damian Webb (4) vs. Southern Miss, 10/17/23
Rushed for 4 TDs in a game: La'Damian Webb (4) vs. Southern Miss, 10/17/23
Rushed for 2 TDs in consecutive games: Fluff Bothwell (2) vs. ULM, 10/26/24 & (2) vs. Georgia Southern, 11/2/24
Passed for 300 yards in a game: Gio Lopez (432) vs. North Texas, 8/31/24
Passed for 400 yards in a game: Gio Lopez (432) vs. North Texas, 8/31/24
Completed 30 passes in a game: Carter Bradley (49) vs. Louisiana, 10/28/23
Attempted 40 passes in a game: Carter Bradley (49) vs. Louisiana, 10/28/23
Attempted 50 passes in a game: Carter Bradley (50) at James Madison, 9/30/23
Threw for 3 TDs in a game: Gio Lopez (3) at Southern Miss, 11/23/24
Threw for 4 TDs in a game: Gio Lopez (4) vs. Northwestern State, 9/12/24
Threw for 5 TDs in a game: n/a
Had 300 yards of total offense in a game: Bishop Davenport (356) vs. Western Michigan, 12/14/24
Had 400 yards of total offense in a game: Gio Lopez (494) vs. North Texas, 8/31/24
Accounted for 3 TDs in a game: Bishop Davenport (3) vs. Tulane, 9/6/25
Accounted for 4 TDs in a game: Gio Lopez (4) vs. Northwestern State, 9/12/24
Accounted for 5 TDs in a game: Jake Bentley vs. Georgia Southern, 10/14/21
Caught 10 passes in a game: Jamaal Pritchett (10) vs. Texas State, 11/29/24
Had 100 yards receiving in a game: Devin Voisin (152) vs. Tulane, 9/6/25
Had 150 yards receiving in a game: Devin Voisin (152) vs. Tulane, 9/6/25
Had 200 yards receiving in a game: Jalen Tolbert (252) at Arkansas State, 11/28/20
Had 100 yards receiving in consecutive games: Jamaal Pritchett (170) at Louisiana, 11/16/24 & (102) at Southern Miss, 11/23/24
Caught 2 TDs in a game: Devin Voisin (2) vs. Tulane, 9/6/25
Caught 3 TDs in a game: D.J. Thomas-Jones (3) at Texas State, 11/25/23
Caught 2 TDs in consecutive games: DJ Thomas-Jones (3) at Texas State, 12/23/23 and (2) vs. Eastern Michigan, 12/23/23
Scored 3 TDs in a game: D.J. Thomas-Jones (3) at Texas State, 11/25/23
Scored 4 TDs in a game: La'Damian Webb (4) vs. Southern Miss, 10/17/23
Scored 5 TDs in a game: n/a
Scored a rushing and receiving TD in the same game: La'Damian Webb vs. Marshall, 11/18/23
Scored a receiving TD and returned a punt for a TD in the same game: Jamaal Pritchett vs. Northwestern State, 9/12/24
Had 100 yards rushing and 100 yards passing in the same game: Gio Lopez (154 passing, 105 rushing) at App State, 9/19/24
Had 100 yards rushing and 100 yards receiving in the same game: n/a
Had 100 kickoff return yards in a game: Tra Minter (115) vs. Louisiana, 11/16/19
Had 100 punt return yards in a game: n/a
Had 200 all-purpose yards in a game: Caullin Lacy (216) at ULM, 10/7/23
Had a 50-yard run: Keenan Phillips (54) vs. Coastal Carolina, 9/20/25
Had a 60-yard run: La'Damian Webb (60) vs. Arkansas State, 11/11/23
Had a 70-yard run: Xavier Johnson (70) vs. Presbyterian, 11/19/16
Had an 80-yard run: Xavier Johnson (92) vs. Gardner-Webb, 9/5/15
Completed a 50-yard pass: Bishop Davenport to Devin Voisin (65) vs. Tulane, 9/6/25
Completed a 60-yard pass: Bishop Davenport to Devin Voisin (65) vs. Tulane, 9/6/25
Completed a 70-yard pass: Gio Lopez to Jamaal Pritchett (75) at Arkansas State, 10/5/24
Completed an 80-yard pass: Carter Bradley to Caullin Lacy (84) vs. Southeastern Louisiana, 9/9/23

DEFENSE

Recorded 10 tackles: Darius McKenzie & Caleb Dozier vs. Tulane, 9/6/25
Recorded 15 tackles: Quentin Wilfawn (15) vs. Louisiana, 10/28/23
Recorded 10+ tackles in consecutive games: Darius McKenzie (10) vs. Southern Miss, 11/23/24 & (13) vs. Texas State, 11/29/24
Recorded 10+ tackles in three consecutive games: Quentin Wilfawn (15) vs. Louisiana, 10/28/23, (11) at Troy, 11/2/23, (10) vs. Arkansas State, 11/11/23
Had 2 players with 10 tackles in the same game: Darius McKenzie & Caleb Dozier vs. Tulane, 9/6/25
Recorded 3 tackles for loss: (3) Courtney McBride vs. Georgia Southern, 11/2/24
Recorded 2 sacks: (3.5) Quentin Wilfawn, vs. Arkansas State, 11/11/23
Intercepted 2 passes: Yam Banks vs. Louisiana Tech, 9/24/22
Intercepted 3 passes: Scott Brownell vs. Georgia Military J.C., 10/10/09
Intercepted a pass in consecutive games: Jaden Voisin vs. Arkansas State, 11/11/23, vs. Marshall, 11/18/23
Intercepted pass and returned for a touchdown: Blayne Myrick vs. Texas State, 11/29/24
Broke up 3 passes: Ty Goodwill (4) vs. Morgan State, 8/30/25
Broke up 4 passes: Ty Goodwill (4) vs. Morgan State, 8/30/25
Forced 2 fumbles in the same game: Yam Banks vs. Southern Mississippi, 9/4/21
Recovered 2 fumbles in the same game: Maleki Harris at Hawai'i, 12/1/12

SPECIAL TEAMS

Scored 11 points in a game kicking: Laith Marjan (12) vs. Georgia Southern, 11/2/24
Scored 15 points in a game kicking: Lawson McGlon vs. Georgia State, 10/30/10
Kicked 3 FGs in a game: Laith Marjan vs. Georgia Southern, 11/2/24
Kicked 4 FGs in a game: Aleem Sunanon at South Carolina, 11/22/14
Kicked 5 FGs in a game: n/a
Kicked a game-winning FG: Diego Guajardo Louisiana, 10/1/22 (0:00 left)
Kicked a 50-yard FG: Diego Guajardo (51) at Texas State, 11/25/23
Kicked 2 50-yard FGs in the same game: n/a
Had a 50-yard punt: Aleksii Pulkkinen (52) vs. Coastal Carolina, 9/20/25
Had a 60-yard punt: Jack Brooks (66) vs. Coastal Carolina, 11/26/21
Had a 70-yard punt: Brandon McKee (74) vs. Troy, 10/20/16

LAST TIME (SOUTH ALABAMA TEAM)

Had 30 first downs: vs. Southern Miss (34), 10/17/23
Had fewer than 10 first downs: vs. Georgia Southern (4), 10/3/19
Had 300 yards rushing: vs. ULM (355), 10/26/24
Had 400 yards rushing: vs. Jackson State (413), 9/7/19
Had fewer than 100 yards rushing: at Texas State (77), 11/25/23
Had 5 rushing TDs: at App State (5), 9/19/24
Completed 25 passes in a game: (26) vs. North Texas, 8/31/24
Completed 30 passes in a game: (30) vs. Texas State, 11/29/24
Attempted 40 passes: (49) vs. North Texas, 8/31/24
Attempted 50 passes: at James Madison, 9/30/23
Had 300 yards passing: (432) vs. North Texas, 8/31/24
Had 400 yards passing: (432) vs. North Texas, 8/31/24
Attempted less than 10 passes: n/a
Had less than 100 yards passing: vs. Appalachian State (52), 10/26/19
Had 5 passing TDs: n/a
Had 500 yards of total offense: vs. Western Michigan (537), 12/14/24
Had 600 yards of total offense: vs. Northwestern State (620), 9/12/24
Had fewer than 100 yards of total offense: n/a
Scored 40 points: vs. ULM (46), 10/26/24
Scored 50 points: vs. Northwestern State (87), 9/12/24
Scored 60 points: vs. Northwestern State (87), 9/12/24
Scored a safety: vs. ULM, 10/26/24 (Snapped through the end zone)
Scored a safety in consecutive games: vs. Troy, 10/15/24 & vs. ULM, 10/26/24
Scored a touchdown on defense: vs. Texas State, 11/29/24 (Blayne Myrick, 33-yard interception return)
Scored a touchdown on special teams: vs. Northwestern State, 9/12/24 (Jamaal Pritchett, 62-yard punt return)
Scored a touchdown on offense, defense and special teams: vs. Northwestern State, 9/12/24
Scored a touchdown on its first offensive play of the game: vs. Northwestern State, 9/12/24 (Gio Lopez 39-yard pass to Jeremiah Webb)
Scored a touchdown on the opening play of the game: vs. Air Force, 12/30/16 (Dallas Davis 75 yd pass to Josh Magee)
Returned a punt for a TD: vs. Northwestern State, 9/12/24 (Jamaal Pritchett, 62-yard punt return)
Returned a blocked punt for a TD: at Tulane, 9/7/13 (Terrance Timmons 12 yds)
Returned a blocked FG for a TD: vs. Alabama A&M, 9/16/17 (Gus Nave 83 yds)
Returned a kickoff for a TD: vs. Nicholls, 9/24/16 (Xavier Johnson 95 yds)
Returned the opening kickoff for a TD: vs. Nicholls, 9/24/16 (Xavier Johnson 95 yds)
Returned an interception for a TD: vs. Texas State, 11/29/24 (Blayne Myrick, 33-yard interception return)
Returned a fumble for a TD: vs. San Diego State, 10/1/16 (Devon Earl 80 yds)
Was held scoreless in a half: at Louisiana, 11/16/24 (2nd)
Was held scoreless in the first half: vs. Louisiana, 10/28/23
Was held scoreless: vs. Troy, 12/5/20
Was held scoreless at home: vs. Troy, 12/5/20
Did not score a touchdown: vs. Troy, 10/20/22
Did not score an offensive touchdown: vs. Troy, 10/20/22
Did not commit a turnover: at Southern Miss, 11/23/24
Lost 3 fumbles: (3), 10/28/23
Had 3 passes intercepted: vs. Coastal Carolina, 11/26/21
Had 5 or more turnovers: vs. Louisiana (5), 10/28/23
Had a 100-yd rusher and 100-yd receiver in the same game: Kentrel Bullock (107) and Devin Voisin (152) vs. Tulane, 9/6/25
Had 2 100-yd rushers in the same game: Kentrel Bullock (141) & Fluff Bothwell (119) vs. ULM, 10/26/24
Had 2 100-yd passers in the same game: Gio Lopez (192) and Desmond Trotter (115) vs. Eastern Michigan, 12/23/23
Had 2 100-yd receivers in the same game: Jamaal Pritchett (168) and Caullin Lacy (131) vs. Louisiana, 10/28/23
Had 3 100-yd receivers in the same game: Devin Voisin (141), Caullin Lacy (133) and Jalen Wayne (127) vs. ULM, 10/15/22
Blocked a punt: at Arkansas State, 10/29/22 (Ja'juan Townsend)
Blocked a FG attempt: at Georgia Southern, 11/5/22 (Charles Coleman III)
Blocked a PAT: vs. Louisiana, 11/12/15 (Jeremy Reeves)
Had a punt blocked: vs. North Texas, 8/31/24
Had a FG blocked: vs. Louisiana, 11/16/19
Had a PAT blocked: vs. Louisiana, 10/2/21
Did not punt: vs. Northwestern State, 9/12/24
Had 10 punts: vs. Appalachian State, 10/26/19
Held an opponent scoreless in a half: vs. ULM, 10/26/24 (2nd)
Held an opponent scoreless in the first half: vs. Marshall, 11/18/23 (2nd)
Held an opponent scoreless: vs. Marshall, 11/18/23 (2nd)
Held an opponent scoreless on the road: at Lamar, 10/16/10

Held an opponent without a touchdown: vs. Marshall, 11/18/23 (2nd)
Held an opponent without an offensive touchdown: vs. Marshall, 11/18/23 (2nd)
Held an opponent to 10 or less first downs: [8] vs. Northwestern State, 9/12/24
Held an opponent to 5 or less first downs: vs. Edward Waters, 9/25/10
Forced 5 turnovers: vs. Louisiana Tech (5), 9/24/22
Recovered 3 fumbles: vs. Morgan State (3), 8/30/25
Intercepted 3 passes: vs. Troy, 10/15/24
Had 5 sacks: vs. Coastal Carolina, 11/26/21
Broke up 10 passes: n/a
Held an opponent under 300 yards of total offense: vs. Coastal Carolina, 9/20/25
Held an opponent under 200 yards of total offense: vs. Troy, 10/15/24
Held an opponent under 100 yards of total offense: vs. Pikeville (88), 9/4/10
Held an opponent negative rushing yards: at Arkansas State (-19), 10/29/22
Held an opponent under 100 yards rushing: vs. Troy (36), 10/15/24
Held opponents under 100 yards rushing in back-to-back games: at Georgia Southern vs. Southeastern Louisiana (81), 9/9/23 and at Oklahoma State (94), 9/16/23
Held an opponent under 100 yards passing: vs. Eastern Michigan (73), 12/23/23
Did not allow a sack: vs. Western Michigan, 12/14/24
Had no penalties: n/a
Had 10 penalties: vs. Georgia Southern (13), 11/2/24
Had 100 penalty yards: vs. Troy (100), 10/15/24
Had 35 minutes of possession time: vs. Coastal Carolina (36:41), 9/20/25
Had 40 minutes of possession time: n/a
Won a game without scoring an offensive TD: vs. Nicholls State, 9/8/12 (9-3)
Won a game when trailing after three quarters: at Southern Miss, 11/19/22 (USM led 17-13)
Won a game when trailing by 10 or more points: vs. Western Michigan, 12/14/24 (WMU led 10-0)
Scored in the final minute of regulation to win a game: at Louisiana, 10/1/22 (Diego Guajardo 43 yd FG with 0:00 left)
Scored on the final play to win a game: at Louisiana, 10/1/22 (Diego Guajardo 43 yd FG with 0:00 left)
Was involved in an overtime game: vs. Coastal Carolina, 11/26/21
Played as a ranked team: n/a
Won as a ranked team: n/a
Won as a ranked team on the road: n/a
Played a ranked team: at Auburn, 9/13/25 (24th)
Beat a ranked team: vs. San Diego State, 10/1/16 (19th)
Beat a ranked team on the road: n/a

SOUTH ALABAMA CAREER HIGHS (OFFENSE)

Quarterbacks

4 – Bishop Davenport

Completions	23, at Ohio, 9/7/24
Pass Attempts	37, at Ohio, 9/7/24
Yards Passing	271, vs. Western Michigan, 12/14/24
TDs Passing	2, 4x, Last: at Auburn, 9/13/25
Longest Completion	65, vs. Tulane, 9/6/25
Rushing Attempts	12, vs. Tulane, 9/6/25
Rushing Touchdowns	1, 2x, Last: vs. Tulane, 9/6/25
Yards Rushing	85, vs. Western Michigan, 12/14/24
Longest Rush	52, vs. Western Michigan, 12/14/24
Total Offense Yds	356, vs. Western Michigan, 12/14/24
TDs Accounted For	3, 2x, Last: vs. Tulane, 9/6/25

7 – Jared Hollins

Completions	1, vs. Morgan State, 8/30/25
Pass Attempts	1, vs. Morgan State, 8/30/25
Yards Passing	8, vs. Morgan State, 8/30/25
TDs Passing	--
Longest Completion	8, vs. Morgan State, 8/30/25
Rushing Attempts	--
Rushing Touchdowns	--
Yards Rushing	--
Longest Rush	--
Total Offense Yds	8, vs. Morgan State, 8/30/25
TDs Accounted For	--

Running Backs

3 – Kentrell Bullock

100-yard Rushing Games	6, Last: vs. Tulane, 9/6/25
Rushing Attempts	24, vs. Tulane, 9/6/25
Yards Rushing	141, vs. ULM, 10/26/24
TDs Rushing	2, 3x, Last: vs. Morgan State, 8/30/25
Longest Rush	59, vs. Northwestern State, 9/12/24
Receptions	3, 3x, Last: at Arkansas State, 10/5/24
Yards Receiving	41, at Arkansas State, 10/5/24
Longest Reception	30, at ULM, 10/7/23

21 – Keenan Phillips

Rushing Attempts	13, vs. Coastal Carolina, 9/20/25
Yards Rushing	104, vs. Coastal Carolina, 9/20/25
TDs Rushing	--
Longest Rush	54, vs. Coastal Carolina, 9/20/25
Receptions	1, 2x, Last: at Auburn, 9/13/25
Yards Receiving	2, at Auburn, 9/13/25
Longest Reception	2, at Auburn, 9/13/25
All-Purpose Yards	46, at Auburn, 9/13/25

22 – PJ Martin

Rushing Attempts	11, at Auburn, 9/13/25
Yards Rushing	72, vs. Northwestern State, 9/12/24
TDs Rushing	1, 3x, Last: vs. Morgan State, 8/30/25
Longest Rush	45, vs. Northwestern State, 9/12/24
Receptions	2, at Ohio, 9/7/24
Yards Receiving	26, at Ohio, 9/7/24
Longest Reception	23, at Ohio, 9/7/24
All-Purpose Yards	72, 2x, Last: vs. Coastal Carolina, 9/20/25

25 – Trae'von Dunbar

Rushing Attempts	2, vs. Morgan State, 8/30/25
Yards Rushing	7, vs. Morgan State, 8/30/25
TDs Rushing	--
Longest Rush	4, vs. Morgan State, 8/30/25
Receptions	--
Yards Receiving	--
Longest Reception	--
All-Purpose Yards	7, vs. Morgan State, 8/30/25

Wide Receivers/Tight Ends

1 – Devin Voisin

TD Receptions	2, 2x, Last: vs. Tulane, 9/6/25
100-Yard Games	4, Last: 152 vs. Tulane, 9/6/25
Receptions	11, vs. Western Kentucky, 12/21/22
Yards Receiving	153, vs. Western Kentucky, 12/21/22
Longest Reception	65, vs. Tulane, 9/6/25

2 – Miller McCrumby

TD Receptions	--
100-Yard Games	--
Receptions	4, vs. Tulane, 9/6/25
Yards Receiving	32, vs. Morgan State, 8/30/25
Longest Reception	32, vs. Morgan State, 8/30/25

9 – Jeremy Scott

TD Receptions	1, at Auburn, 9/13/25
100-Yard Games	--
Receptions	2, 2x, Last: at Auburn, 9/13/25
Yards Receiving	45, vs. Tulane, 9/6/25
Longest Reception	34, vs. Tulane, 9/6/25

11 – Anthony Eager

TD Receptions	1, 3x, Last: vs. Morgan State, 8/30/25
100-Yard Games	--
Receptions	8, at Auburn, 9/13/25
Yards Receiving	91, at LSU, 9/28/24
Longest Reception	38, at LSU, 9/28/24

12 – Brendan Jenkins

TD Receptions	--
100-Yard Games	--
Receptions	2, 2x, Last: vs. Coastal Carolina, 9/20/25
Yards Receiving	36, vs. Coastal Carolina, 9/20/25
Longest Reception	30, vs. Coastal Carolina, 9/20/25

18 – Keyshawn Woodyard

TD Receptions	--
100-Yard Games	--
Receptions	2, at ULM, 10/7/23
Yards Receiving	34, at ULM, 10/7/23
Longest Reception	21, at ULM, 10/7/23

19 – Rod Gibbs

TD Receptions	--
100-Yard Games	--
Receptions	1, 2x, Last: vs. Coastal Carolina, 9/20/25
Yards Receiving	14, vs. Coastal Carolina, 9/20/25
Longest Reception	14, vs. Coastal Carolina, 9/20/25

82 – Trent Thomas

TD Receptions	--
100-Yard Games	--
Receptions	1, 2x, Last: at Auburn, 9/13/25
Yards Receiving	16, at Auburn, 9/13/25
Longest Reception	16, at Auburn, 9/13/25

SOUTH ALABAMA CAREER HIGHS (DEFENSE)

0 – Christopher Wallace Jr.

Total Tackles	8, at Auburn, 9/13/25
Solo Tackles	8, at Auburn, 9/13/25
Tackles for Loss	2, vs. Tulane, 9/6/25
Forced Fumbles	–
Fumbles Recovered	1, vs. Morgan State, 8/30/25
Interceptions	–
Long Int. Return	–
Passes Broken Up	–

1 – Wesley Miller

Total Tackles	9, 2x, Last: vs. Tulane, 9/6/25
Solo Tackles	6, vs. Texas State, 11/29/24
Tackles for Loss	2, at Ohio, 9/7/24
Forced Fumbles	–
Fumbles Recovered	1, 2x, Last: at Louisiana, 11/16/24
Interceptions	1, 5x, Last: vs. Morgan State, 8/30/25
Long Int. Return	57, vs. ULM, 10/26/24
Passes Broken Up	1, 3x, Last: vs. Morgan State, 8/30/25

2 – Jayvon Henderon

Total Tackles	4, vs. Tulane, 9/6/25
Solo Tackles	2, 2x, Last: at Auburn, 9/13/25
Tackles for Loss	1, vs. Coastal Carolina, 9/20/25
Forced Fumbles	–
Fumbles Recovered	1, vs. Tulane, 9/6/25
Interceptions	–
Long Int. Return	–
Passes Broken Up	–

3 – Tywon Wray Jr.

Total Tackles	1, vs. Tulane, 9/6/25
Solo Tackles	–
Tackles for Loss	–
Forced Fumbles	–
Fumbles Recovered	–
Interceptions	–
Long Int. Return	–
Passes Broken Up	–

6 – Nehemiah Chandler

Total Tackles	3, 2x, Last: at Auburn, 9/13/25
Solo Tackles	3, at Auburn, 9/13/25
Tackles for Loss	–
Forced Fumbles	–
Fumbles Recovered	–
Interceptions	–
Long Int. Return	–
Passes Broken Up	2, at Auburn, 9/13/25

7 – Ty Goodwill

Total Tackles	10, vs. Morgan State, 8/30/25
Solo Tackles	5, vs. Morgan State, 8/30/25
Tackles for loss	1.5, vs. Morgan State, 8/30/25
Forced Fumbles	–
Fumbles Recovered	–
Interceptions	1, vs. ULM, 10/26/24
Long Int. Return	–
Passes Broken Up	4, vs. Morgan State, 8/30/25

8 – Mike Harris

Total Tackles	4, vs. Tulane, 9/6/25
Solo Tackles	3, 2x, Last: at Auburn, 9/13/25
Forced Fumbles	1, vs. Tulane, 9/6/25
Interceptions	–
Long Int. Return	–
Passes Broken Up	1, 2x, last vs. Marshall, 11/18/23

9 – Emmanuel Waller

Total Tackles	2, at Auburn, 9/13/25
Solo Tackles	–
Tackles For Loss	–
Sacks	–
Forced Fumbles	–
Fumble Recoveries	1, vs. Morgan State, 8/30/25

10 – Dalton Hughes

Total Tackles	7, vs. ULM, 10/26/24
Solo Tackles	3, at Arkansas State, 10/5/24
Tackles For Loss	1, 3x, Last: vs. Troy, 10/15/24
Sacks	1, vs. Troy, 10/15/24
Interceptions	–
Long Int. Return	–
Passes Broken Up	–

11 – Anthony Brown

Total Tackles	1, vs. Tulane, 9/6/25
Solo Tackles	–
Tackles for Loss	–
Forced Fumbles	–
Fumbles Recovered	–
Interceptions	–
Long Int. Return	–
Passes Broken Up	–

14 – Cole Blaylock

Total Tackles	3, vs. Georgia Southern, 11/2/24
Solo Tackles	1, 4x, Last: at Auburn, 9/13/25
Forced Fumbles	–
Fumbles Recovered	–
Interceptions	–
Long Int. Return	–
Passes Broken Up	–

15 – Chrystyle Caldwell

Total Tackles	4, at Southern Miss, 11/23/24
Solo Tackles	2, 2x, Last: vs. Western Michigan, 12/14/24
Tackles For Loss	0.5, vs. Northwestern State, 9/12/24
Interceptions	1, vs. Northwestern State, 9/12/24
Long Int. Return	1, vs. Northwestern State, 9/12/24
Passes Broken Up	–

16 – Brian Dillard

Total Tackles	2, 2x, Last: at Auburn, 9/13/25
Solo Tackles	2, 2x, Last: at Auburn, 9/13/25
Interceptions	–
Long Int. Return	–
Passes Broken Up	1, vs. Tulane, 9/6/25

17 – Dallas Young

Total Tackles	1, 3x, Last: vs. Coastal Carolina, 9/20/25
Solo Tackles	1, at Auburn, 9/13/25
Tackles for Loss	1, at Auburn, 9/13/25
Forced Fumbles	–
Fumbles Recovered	–
Interceptions	–
Long Int. Return	–
Passes Broken Up	–

18 – R.J. Moss Jr.

Total Tackles	4, vs. Tulane, 9/6/25
Solo Tackles	2, at Auburn, 9/13/25
Fumbles Forced	–
Fumbles Recovered	1, vs. Morgan State, 8/30/25
Sacks	–
Tackles for Loss	1, at Arkansas State, 10/5/24

20 – Tirrell Johnson

Total Tackles	4, 3x, Last: vs. Coastal Carolina, 9/20/25
Solo Tackles	2, at Auburn, 9/13/25
Tackles For Loss	1.5, vs. Morgan State, 8/30/25
Sacks	1, at Auburn, 9/13/25
Interceptions	–
Long Int. Return	–
Passes Broken Up	–

22 – Caleb Dozier

Total Tackles	10, vs. Tulane, 9/6/25
Solo Tackles	4, 2x, Last: at Auburn, 9/13/25
Tackles For Loss	–
Sacks	–
Interceptions	–
Long Int. Return	–
Passes Broken Up	–

24 – Damyrion Darby

Total Tackles	4, vs. Morgan State, 8/30/25
Solo Tackles	2, vs. Georgia Southern, 11/2/24
Interceptions	–
Long Int. Return	–
Passes Broken Up	–

25 – Tre'Mon Henry

Total Tackles	2, vs. Morgan State, 8/30/25
Solo Tackles	1, vs. Morgan State, 8/30/25
Tackles For Loss	1, vs. Morgan State, 8/30/25
Sacks	–
Interceptions	–
Long Int. Return	–
Passes Broken Up	–

26 – Parker Shattuck

Total Tackles	3, vs. Texas State, 11/29/24
Solo Tackles	2, at Louisiana, 11/16/24
Tackles For Loss	1.5, at Southern Miss, 11/23/24
Sacks	1.5, at Southern Miss, 11/23/24
Interceptions	–
Long Int. Return	–
Passes Broken Up	–

27 – IBK Mafe

Total Tackles	3, vs. Morgan State, 8/30/25
Solo Tackles	1, vs. Morgan State, 8/30/25
Tackles For Loss	1.5, vs. Morgan State, 8/30/25
Sacks	0.5, vs. Morgan State, 8/30/25
Interceptions	–
Long Int. Return	–
Passes Broken Up	–

28 – Darius McKenzie

Total Tackles	13, vs. Texas State, 11/29/24
Solo Tackles	5, 2x, Last: vs. Tulane, 9/6/25
Sacks	.5, vs. Georgia Southern, 11/2/24
Forced Fumbles	–
Fumbles Recovered	1, at App State, 9/19/24
Interceptions	–
Long Int. Return	–
Passes Broken Up	2, vs. Troy, 10/15/24

30 – Achilles Woods

Total Tackles	1, 3x, Last: vs. Coastal Carolina, 9/20/25
Solo Tackles	–
Tackles For Loss	–
Sacks	–
Forced Fumbles	–
Fumble Recoveries	–

SOUTH ALABAMA CAREER HIGHS (DEFENSE)

32 – Blayne Myrick	
Total Tackles	13, at Arkansas State, 10/5/24
Solo Tackles	8, at Arkansas State, 10/5/24
Tackles For Loss	3, at Arkansas State, 10/5/24
Sacks	1, 2x, Last: at Southern Miss, 11/23/24
Interceptions	1, vs. Texas State, 11/29/24
Long Int. Return	33, vs. Texas State, 11/29/24
Passes Broken Up	1, vs. Morgan State, 8/30/25
Forced Fumbles	1, vs. Ohio, 9/7/24

45 – Ed Smith IV	
Total Tackles	4, 4x, Last: vs. Tulane, 9/6/25
Solo Tackles	4, vs. Old Dominion, 11/26/22
Tackles For Loss	1, 4x, Last: vs. Western Michigan, 12/14/24
Sacks	1, 3x, vs. Western Michigan, 12/14/24
Forced Fumbles	1, vs. Old Dominion, 11/26/22
Fumble Recoveries	1, at UCLA, 9/17/22

90 – E’Mauri Smiley	
Total Tackles	4, vs. Morgan State, 8/30/25
Solo Tackles	2, vs. Morgan State, 8/30/25
Tackles For Loss	1, vs. Morgan State, 8/30/25
Sacks	1, vs. Morgan State, 8/30/25
Forced Fumbles	1, vs. Morgan State, 8/30/25
Fumble Recoveries	--

91 – Nathan Jennings	
Total Tackles	2, 2x, Last: vs. Coastal Carolina, 9/20/25
Solo Tackles	1, vs. Morgan State, 8/30/25
Tackles For Loss	1.5, vs. Morgan State, 8/30/25
Sacks	1.5, vs. Morgan State, 8/30/25
Forced Fumbles	--
Fumble Recoveries	--

96 – Dominic Wiseman	
Total Tackles	1, 3x, Last: vs. Coastal Carolina, 9/20/25
Solo Tackles	1, 2x, Last: at Auburn, 9/13/25
Tackles For Loss	1, vs. Tulane, 9/6/25
Sacks	1.0 vs. Tulane, 9/6/25
Forced Fumbles	--
Fumble Recoveries	--

97 – Tyler Thomas	
Total Tackles	4, 4x, Last: vs. Coastal Carolina, 9/20/25
Solo Tackles	2, at App State, 9/19/24
Tackles For Loss	1, 4x, Last: vs. Coastal Carolina, 9/20/25
Sacks	1, 3x, Last: vs. Coastal Carolina, 9/20/25
Forced Fumbles	1, 2x, Last: at Arkansas State, 10/5/24
Fumble Recoveries	--

99 – Stephen Johnson	
Total Tackles	2, 2x, Last: vs. Coastal Carolina, 9/20/25
Solo Tackles	1, vs. Coastal Carolina, 9/20/25
Tackles For Loss	--
Sacks	--
Forced Fumbles	--
Fumble Recoveries	--

SOUTH ALABAMA CAREER HIGHS (SPECIAL TEAMS)

35 – Davis Little	
Field Goals	--
Long Field Goal	--
Extra Points	4, vs. Northwestern State, 9/12/24
Total Points	4, vs. Northwestern State, 9/12/24

36 – Hamilton DiBoyan	
Field Goals	1, 3x, Last: vs. Tulane, 9/6/25
Long Field Goal	28, vs. Tulane, 9/6/25
Extra Points	5, vs. Morgan State, 8/30/25
Total Points	8, vs. Morgan State, 8/30/25

44 – Aleksi Pulkkinen	
Punts	7, 2x, Last: at Southern Miss, 11/23/24
Yards Punting	273, at LSU, 9/28/24
Long Punt	67, vs. ULM, 10/26/24
Inside 20	4, at Ohio, 9/7/24
50+ yards	1, 4x, Last: vs. Tulane, 9/6/25
Punting Average	50, vs. ULM, 10/26/24

2025 GAME RECAPS

GAME 1

MORGAN STATE	7	0	7	7	21
SOUTH ALABAMA	7	10	7	14	38



Aug. 30, 2025 | Hancock Whitney Stadium | Mobile, Ala.

Captains: (5) WR Devin Voisin – OL Malachi Preciado – S Christopher Wallace Jr. – LB Blayne Myrick

Big Plays in All-Three Phases Lift Jags to 38-21 Win Over Morgan State

MOBILE, Ala. – South Alabama made big plays in all-three phases of the game in Saturday night's season-opener to defeat Morgan State, 38-21, and start the season 1-0.

KEY STATS

- Davenport orchestrated an efficient passing attack, going 13-of-15 through the air on the night
- The South Alabama defense recorded four takeaways while the offense coughed up just one turnover, giving the Jaguars a plus-three advantage in the turnover margin
- USA's defense kept Morgan State behind the chains all game with 10 tackles for loss

NOTABLE

- Kentrel Bullock registered the fifth 100-yard rushing game of his career with 127 total yards
- Wesley Miller's interception in the second quarter was the fifth of his career
- Ty Goodwill set a career high in tackles against Morgan State with 10, and in pass breakups with four
- Smiley's strip sack in the first quarter occurred in his very first collegiate game. It led to the first fumble recovery of Moss' career
- Voisin's fourth-quarter touchdown was his first in two seasons
- South Alabama secured its first, season-opening victory since the 2022 campaign

STAT LEADERS

MORGAN STATE

Passing	C-A-I	Yds	TD	Long	Sk
Muasau, Kobe	14-22-1	156	0	25	3
Griffith, John	1-3-0	3	0	3	0
Totals	15-25-1	159	0	25	3

Rushing	Att.	Yds	TD	Long	Avg.
Collins Jr., Jason	24	83	2	16	3.5
Nauden, Randall	7	77	1	56	11.0
Muasau, Kobe	8	22	0	8	2.8
Griffith, John	1	-1	0	0	-1.0
Totals	40	181	3	56	4.5

Receiving	No.	Yds	TD	Long
Kennerly Jr., Joseph	2	34	0	17
Leatherbury, M.	5	33	0	23
Perry, Justin	1	25	0	25
Nyivih, Ferdinand	1	24	0	24
Lowe, Matt	2	16	0	16
Nauden, Randall	2	13	0	10
Collins Jr., Jason	1	11	0	11
Simmons, Alex	1	3	0	3
Totals	15	159	0	25

SOUTH ALABAMA

Passing	C-A-I	Yds	TD	Long	Sk
Davenport, Bishop	12-14-0	166	2	34	1
Hollins, Jared	1-1-0	8	0	8	0
Totals	13-15-0	174	2	34	1

Rushing	Att.	Yds	TD	Long	Avg.
Bullock, Kentrel	23	127	2	20	5.5
Martin, PJ	8	40	1	9	5.0
Phillips, Keenan	5	30	0	12	6.0
Dunbar, Trae'von	2	7	0	4	3.5
Davenport, Bishop	3	-11	0	1	-3.7
Totals	41	205	3	20	4.7

Receiving	No.	Yds	TD	Long
Voisin, Devin	7	69	1	31
Eager, Anthony	2	53	1	34
McCrumby, Miller	1	32	0	32
Jenkins, Brendan	1	15	0	15
Scott, Jeremy	1	8	0	8
Phillips, Keenan	1	-3	0	0
Totals	13	174	2	34

SCORING SUMMARY

Qtr	Score	Time	Team	Scoring Play (Drive Summary)
1st	7-0	8:36	MSU	Collins Jr., 2-yd run (11 plays, 80 yards, TOP 6:18)
1st	7-7	5:01	USA	Bullock, 1-yd run (9 plays, 75 yards, TOP 3:35)
2nd	10-7	12:54	USA	DiBoyan, 23-yd field goal (5 plays, 13 yards, TOP 2:25)
2nd	17-7	1:54	USA	Eager, 19-yd pass from Davenport (5 plays, 45 yards, TOP 2:01)
3rd	24-7	10:17	USA	Martin, 3-yd run (10 plays, 75 yards, TOP 4:43)
3rd	24-14	4:13	MSU	Collins Jr., 3-yd run (10 plays, 75 yards, TOP 6:04)
4th	31-14	9:27	USA	Bullock, 2-yd run (2 plays, 4 yards, TOP 0:31)
4th	38-14	7:47	USA	Voisin, 31-yd pass from Davenport (1 play, 31 yards, TOP 0:07)
4th	38-21	3:24	MSU	Nauden, 7-yd run (9 plays, 75 yards, TOP 4:23)

GAME 2

TULANE	14	10	3	6	33
SOUTH ALABAMA	14	0	0	17	31



Sept. 6, 2025 | Hancock Whitney Stadium | Mobile, Ala.

Captains: (5) LB Tirrell Johnson – WR Devin Voisin – S Wesley Miller – P Aleks Pulkkinen

South's Comeback Bid Falls Just Short in 33-31 Loss to Tulane

MOBILE, Ala. – Down 16 points in the fourth quarter, South Alabama Football fought back and created a chance to tie the game on a two-point conversion with less than a minute to play, but the attempt came up short as Tulane held on to win, 33-31, Saturday night at Hancock Whitney Stadium.

The loss dropped the Jaguars to 1-1 for the season.

KEY STATS

- After the Jags got off to a red-hot start in the first quarter, Tulane out-gained South 125-36 in the second quarter.
- South Alabama went 3-of-4 in the red zone while Tulane was perfect in the red zone. The Jaguars scored just 18 red zone points while the Green Wave scored 24 points inside USA's 20-yard line.
- The Jaguars lost the turnover battle 2-1. One of South's two fumbles led to an empty red zone possession
- Tulane out-rushed South 241-190, but the Jaguar passing attack outdid Tulane's 231-165.
- Voisin finished the game with eight catches for 152 yards and two touchdowns to lead the USA offensive attack
- Caleb Dozier and Darius McKenzie both tallied 10 tackles to lead the defensive effort. Wesley Miller also pitched in nine of his own.

NOTABLE

- Harris' forced fumble and Henderson's fumble recovery in the first quarter were both the first of their respective South Alabama careers
- Voisin's 65-yard touchdown reception was the longest catch of his career. His previous long was 47 yards against Western Kentucky in 2022.
- The touchdown strike to Voisin was the longest completion of Davenport's career. His previous long was 52 yards in the 2024 IS4S Salute to Veterans Bowl against Western Michigan.
- Running back Kentrel Bullock recorded the sixth 100-yard rushing game of his career, and his second in as many games this season

STAT LEADERS

TULANE

Passing	C-A-I	Yds	TD	Long	Sk
Retzlaff, Jake	13-24-0	125	1	20	1
Sullivan, Brandon	3-3-0	40	0	20	0
Totals	16-27-0	165	1	20	1

Rushing	Att.	Yds	TD	Long	Avg.
Mobley, Zuberi	11	82	2	28	7.5
Gordon, Javin	15	80	0	22	5.3
Retzlaff, Jake	13	64	1	19	4.9
Barnes II, Arnold	5	12	0	8	2.4
Sullivan, Bendan	1	3	0	3	3.0
Totals	45	241	3	28	5.4

Receiving	No.	Yds	TD	Long
Bohanon, Bryce	5	62	0	20
Lewis Jr., Zycari	2	24	0	20
Miller Jr., Anthony	2	21	0	14
Brown-Stehpens, A.	2	19	0	10
Pascuzzi, Johnny	2	15	1	10
Preston, Shazz	1	14	0	14
Mitchell Jr., Oliver	1	5	0	5
Reid, Justyn	1	5	0	5
Totals	16	165	1	20

SOUTH ALABAMA

Passing	C-A-I	Yds	TD	Long	Sk
Davenport, Bishop	17-24-0	231	2	65	1
Totals	17-24-0	231	2	65	1

Rushing	Att.	Yds	TD	Long	Avg.
Bullock, Kentrel	24	107	1	13	4.5
Davenport, Bishop	12	63	1	14	5.3
Martin, PJ	3	18	0	9	6.0
Phillips, Keenan	2	2	0	2	1.0
Totals	41	190	2	14	4.6

Receiving	No.	Yds	TD	Long
Voisin, Devin	8	152	2	65
Scott, Jeremy	2	45	0	34
McCrumby, Miller	4	29	0	13
Eager, Anthony	2	7	0	4
Bullock, Kentrel	1	-2	0	0
Totals	17	231	2	65

SCORING SUMMARY

Qtr	Score	Time	Team	Scoring Play (Drive Summary)
1st	7-0	10:48	USA	Davenport, 9-yd run (9 plays, 75 yards, TOP 4:12)
1st	14-0	7:11	USA	Voisin, 65-yd pass from Davenport (3 plays, 77 yards, TOP 1:00)
1st	14-7	4:11	TULANE	Pascuzzi, 5-yd pass from Retzlaff (7 plays, 55 yards, TOP 2:52)
1st	14-14	0:24	TULANE	Mobley, 16-yd run (7 plays, 42 yards, TOP 2:56)
2nd	21-14	6:52	TULANE	Retzlaff, 1-yd run (11 plays, 57 yards, TOP 5:28)
2nd	24-14	0:49	TULANE	Durkin, 50-yd field goal (9 plays, 53 yards, TOP 4:14)
3rd	27-14	8:51	TULANE	Durkin, 34-yd field goal (12 plays, 61 yards, TOP 6:02)
4th	27-17	14:57	USA	DiBoyan, 28-yd field goal (8 plays, 40 yards, TOP 3:20)
4th	33-17	10:01	TULANE	Mobley, 28-yd run (10 plays, 78 yards, TOP 4:51)
4th	33-25	5:27	USA	Bullock, 1-yd run (12 plays, 75 yards, TOP 4:34)
4th	33-31	0:59	USA	Voisin, 26-yd pass from Davenport (7 plays, 80 yards, TOP 1:22)

2025 GAME RECAPS

GAME3

SOUTH ALABAMA	3	6	6	0	15
AUBURN	7	21	3	0	31



Sept. 13, 2025 | Jordan-Hare Stadium | Auburn, Ala.

Captains: (5) RB Kentrel Bullock – OL Malachi Preciado – LB Darius McKenzie – LS Baxter Turner

Jags Hang Tough in 31-15 Loss to No. 24 Auburn

MOBILE, Ala. – In its first-ever trip to Jordan-Hare Stadium to take on No. 24 Auburn, South Alabama gave the Tigers all they could handle in a hard-fought, 31-15 loss Saturday afternoon.

With the setback, the Jaguars fell to 1-2 overall on the season.

KEY STATS

- Auburn won the turnover battle 2-0 and scored seven points off turnovers.
- South Alabama held the Tigers to 7-of-13 on third-down conversions, but the Tigers were 3-for-3 on fourth downs.
- South Alabama's passing attack out-duelled Auburn's by a tally of 170-142, but the Tigers won the rushing battle 195-140.
- Despite trailing 28-9 at the half, South Alabama's defense held Auburn's offense to just three points in the second half

NOTABLE

- Saturday's game was the first-ever between South Alabama and a power five opponent from the state of Alabama.
- Jeremy Scott scored his first-career touchdown on his fourth-career reception. The redshirt freshman caught three passes in South's first-two games this season before recording the touchdown against Auburn.
- Voisin's touchdown reception in the third quarter was his fourth in three games for the Jaguars this season
- Anthony Eager set a career high with eight receptions on Saturday
- Safety Christopher Wallace Jr. set a new career high with eight tackles against the Tigers

STAT LEADERS

SOUTH ALABAMA						AUBURN					
Passing	C-A-I	Yds	TD	Long	Sk	Passing	C-A-I	Yds	TD	Long	Sk
Davenport, Bishop	18-26-1	170	2	25	1	Arnold, Jackson	13-24-0	142	1	32	1
Totals	18-26-1	170	2	25	1	Totals	13-24-0	142	1	32	1
Rushing						Rushing					
	Att.	Yds	TD	Long	Avg.		Att.	Yds	TD	Long	Avg.
Bullock, Kentrel	16	57	0	9	3.6	Cobb, Jeremiah	19	119	1	15	6.3
Martin, PJ	11	30	0	16	2.7	Arnold, Jackson	10	50	2	9	5.0
Davenport, Bishop	7	27	0	16	3.9	Singleton Jr., Eric	3	15	0	8	5.0
Phillips, Keenan	8	26	0	7	3.3	Mabson II, Omar	5	13	0	5	2.6
Totals	42	140	0	16	3.3	Totals	39	195	3	15	5.0
Receiving						Receiving					
	No.	Yds	TD	Long			No.	Yds	TD	Long	
Eager, Anthony	8	55	0	14	Singleton Jr., Eric	6	65	0	14		
Voisin, Devin	4	45	1	21	Coleman, Cam	2	49	1	32		
Jenkins, Brendan	2	31	0	25	Fields, Horatio	2	20	0	14		
Scott, Jeremy	2	21	2	20	Mabson II, Omar	1	7	0	7		
Thomas, Trent	1	16	0	16	Thompson, Perry	1	4	0	4		
Phillips, Keenan	1	2	0	2	Cain, Bryce	1	-3	0	0		
Totals	18	170	2	25	Totals	13	142	1	32		

SCORING SUMMARY

Qtr	Score	Time	Team	Scoring Play (Drive Summary)
1st	7-0	9:09	AUB	Coleman, 32-yd pass from Arnold (12 plays, 92 yards, TOP 5:51)
1st	7-3	3:43	USA	DiBoyan, 29-yd field goal (12 plays, 64 yards, TOP 5:26)
2nd	14-3	14:14	AUB	Arnold, 6-yd run (5 plays, 33 yards, TOP 1:30)
2nd	21-3	9:48	AUB	Arnold, 5-yd run (7 plays, 54 yards, TOP 2:36)
2nd	21-9	5:24	USA	Scott, 20-yd pass from Davenport (10 plays, 75 yards, TOP 4:24)
2nd	28-9	0:40	AUB	Cobb, 2-yd run (14 plays, 75 yards, TOP 4:44)
3rd	28-15	9:55	USA	Voisin, 12-yd pass from Davenport (11 plays, 75 yards, TOP 5:05)
3rd	31-15	1:15	AUB	McPherson, 34-yd field goal (16 plays, 62 yards, TOP 8:34)

GAME4

COASTAL CAROLINA	0	7	14	17	38
SOUTH ALABAMA	0	14	3	3	20



Sept. 20, 2025 | Hancock Whitney Stadium | Mobile, Ala.

Captains: (5) LS Anthony Zaccaro – TE Trent Thomas – DL RJ Moss – RB PJ Martin

MOBILE, Ala. – Coastal Carolina took advantage of short fields and turnovers to defeat South Alabama, 38-20, Saturday night at Hancock Whitney Stadium.

The Jaguars fell to 1-3 overall and 0-1 in Sun Belt Conference play in defeat.

KEY STATS

- Coastal Carolina went 4-of-4 on red zone attempts while South Alabama only converted on 2-of-3 trips to the red zone.
- The Chanticleers won the turnover battle 2-0 and scored 17 points off turnovers.
- Despite the loss, South Alabama outgained Coastal 420-294 in total yardage.

NOTABLE

- Tight end Rod Gibbs recorded the second reception of his career and his first of the season on a 14-yard, third-down conversion during South's first drive of the game.
- Anthony Eager jumped on a fumble in the end zone to score South Alabama's first touchdown of the night.
- The Jaguars scored on a similar play last season when Devin Voisin fumbled the ball at the one-yard line and Jamaal Pritchett recovered it in the end zone for a touchdown.
- Kentrel Bullock's rushing touchdown at the end of the first half was his fourth of the season.
- Keenan Phillips' 54-yard rush in the second quarter became the longest rushing play of the season for the Jaguars, and the second-longest offensive play.
- Voisin's 48-yard catch in the fourth quarter was his sixth explosive receiving play of the season and his third catch of more than 30 yards.
- DiBoyan's 47-yard field goal set a new career long for the redshirt sophomore

STAT LEADERS

COASTAL CAROLINA						SOUTH ALABAMA					
Passing	C-A-I	Yds	TD	Long	Sk	Passing	C-A-I	Yds	TD	Long	Sk
Hudson, Tad	13-25-0	112	2	28	1	Davenport, Bishop	22-36-2	197	0	48	3
Totals	13-25-0	112	2	28	1	Totals	22-36-2	197	0	48	3
Rushing						Rushing					
	Att.	Yds	TD	Long	Avg.		Att.	Yds	TD	Long	Avg.
Simpkins, Ja'Vin	9	84	1	24	9.3	Phillips, Keenan	13	104	0	54	8.0
Edwards, Jevon	5	51	0	30	10.2	Bullock, Kentrel	13	73	1	11	5.6
Knically, Dominic	9	32	0	10	3.6	Martin, PJ	9	69	0	38	7.7
Hudson, Tad	5	18	1	7	3.6	Eager, Anthony	0	0	1	0	0.0
Washington, Robby	1	1	0	1	1.0	Davenport, Bishop	9	-23	0	7	-2.6
TEAM	2	-4	0	0	-2.0	Totals	44	223	2	54	5.1
Totals	31	182	2	30	5.9	Receiving					
Receiving							No.	Yds	TD	Long	
Graves, Bryson	5	35	0	24	Voisin, Devin	8	94	0	48		
Gillie, Malcolm	1	28	0	28	Jenkins, Brendan	2	36	0	30		
Meiga, Malick	1	19	1	19	Eager, Anthony	4	20	0	9		
Washington, Robby	2	14	1	17	Jones-Thomas, J.	2	14	0	17		
Johnson, Brooks	1	14	0	14	Gibbs, Rod	1	14	0	14		
Simpkins, Ja'Vin	2	5	0	6	Bullock, Kentrel	2	11	0	10		
Aragon, Eli	1	-3	0	0	McCrumby, Miller	2	5	0	4		
Totals	13	112	2	28	Martin, PJ	1	3	0	3		
Totals	22	197	0	48							

SCORING SUMMARY

Qtr	Score	Time	Team	Scoring Play (Drive Summary)
2nd	7-0	7:12	USA	Eager, 0-yd fumble recovery (8 plays, 60 yards, TOP 3:37)
2nd	7-7	5:08	CCU	Meiga, 19-yd pass from Hudson (6 plays, 65 yards, TOP 2:04)
2nd	14-7	1:24	USA	Bullock, 2-yd run (8 plays, 75 yards, TOP 3:44)
3rd	14-14	13:16	CCU	Washington, 17-yd pass from Hudson (3 plays, 40 yards, TOP 1:01)
3rd	21-14	11:19	CCU	Hudson, 7-yd run (5 plays, 20 yards, TOP 1:47)
3rd	21-17	5:11	USA	DiBoyan, 37-yd field goal (12 plays, 55 yards, TOP 6:08)
4th	28-17	10:00	CCU	Simpkins, 24-yd run (6 plays, 80 yards, TOP 2:29)
4th	28-20	6:32	USA	DiBoyan, 47-yd field goal (8 plays, 46 yards, TOP 3:28)
4th	31-20	2:48	CCU	Afrookhteh, 44-yd field goal (4 plays, 0 yards, TOP 0:53)
4th	38-20	2:32	CCU	Brown, 13-yd fumble recovery



2025-26 South Alabama Football
Game Results
All games

Page 1/1
as of Sep 22, 2025

Team Results

	Date	Opponent		Score	Overall	Conf	Time	Attend
	08/30/2025	Morgan St.	W	38-21	1-0	0-0	4:16	14017
	09/06/2025	Tulane	L	31-33	1-1	0-0	3:18	16871
	09/13/2025	at Auburn	L	15-31	1-2	0-0	2:56	88043
*	09/20/2025	Coastal Carolina	L	20-38	1-3	0-1	3:18	17050



**2025-26 South Alabama Football
Team Game-by-Game
All games**

Page 1/1
as of Sep 22, 2025

		Rushing				Receiving				Passing				Kick Returns				Punt Returns				tot		
Date	Opponent	no.	yds	td	lg	no.	yds	td	lg	cmp	att	int	yds	td	lg	no.	yds	td	lg	no.	yds	td	lg	off
08/30/2025	Morgan St.	41	193	3	20	13	174	2	34	13	15	0	174	2	34	1	0	0	0	1	46	0	46	367
09/06/2025	Tulane	41	190	2	14	17	231	2	65	17	24	0	231	2	65	0	0	0	0	2	42	0	35	421
09/13/2025	at Auburn	42	140	0	16	18	170	2	25	18	26	1	170	2	25	1	18	0	18	0	0	0	0	310
09/20/2025	Coastal Carolina	44	223	2	54	22	197	0	48	22	36	2	197	0	48	1	16	0	16	2	21	0	21	420
South Alabama		168	746	7	54	70	772	6	65	70	101	3	772	6	65	3	34	0	18	5	109	0	46	1518
Opponents		155	785	11	56	57	578	4	32	57	101	1	578	4	32	10	215	0	40	1	0	0	0	1363

South Alabama Averages

Games	Avg/ rush	Avg/ catch	Pass effic	KR avg	PR avg	All purpose avg/game	Total offense avg/game
4	4.4	11.0	147.2	11.3	21.8	417.0	379.5

Date	Opponent	Tackles				Sacks	Fumble		Pass Defense				blkd	PAT attempts			off		
		ua	a	total	tfl-yds	no-yds	ff	fr-yds	int-yds	qbh	brup	kick	kick	rush	rcv	saf	t/o	pts	
08/30/2025	Morgan St.	23	50	73	10.0-43	3-20	1	3-0	1-7	1	6	0	5-5	0	0	0	14	38	
09/06/2025	Tulane	32	48	80	5.0-25	1-9	1	1-17	0-0	0	3	0	2-2	1	0	0	7	31	
09/13/2025	at Auburn	42	10	52	2.0-4	1-1	0	0-0	0-0	0	2	0	0-2	0	0	0	0	15	
09/20/2025	Coastal Carolina	23	32	55	5.0-13	1-0	0	0-0	0-0	5	2	0	2-2	0	0	0	0	20	
South Alabama		120	140	260	22.0-85	6-30	2	4-17	1-7	6	13	0	9-11	1	0	0	21	104	
Opponents		144	142	286	18.0-48	6-27	6	5-13	3-31	7	6	0	15-16	0	0	0	17	123	

		Punting										Field Goals			Kickoffs				
Date	Opponent	no.	yds	avg	long	blkd	tb	fc	50+	i20	md-att	long	blkd	no.	yds	avg	tb	ob	
08/30/2025	Morgan St.	3	128	42.7	55	0	0	2	1	2	1-1	23	0	7	379	54.1	2	1	
09/06/2025	Tulane	2	63	31.5	52	0	0	0	1	1	1-1	28	0	5	304	60.8	0	0	
09/13/2025	at Auburn	1	39	39.0	39	0	0	0	0	0	1-1	29	0	4	246	61.5	1	0	
09/20/2025	Coastal Carolina	3	99	33.0	52	0	1	1	1	1	2-3	47	0	5	316	63.2	2	1	
South Alabama		9	329	36.6	55	0	1	3	3	4	5-6	47	0	21	1245	59.3	5	2	
Opponents		16	678	42.4	59	0	1	6	2	3	4-4	50	0	24	1522	63.4	16	0	



2025-26 South Alabama Football
Overall Team Statistics
All games

Page 1/2
as of Sep 22, 2025

Team Statistics

	USA	OPP
Scoring	104	123
Points per game	26.0	30.8
Points Off Turnovers	21	17
First Downs	84	74
Rushing	43	38
Passing	33	32
Penalty	8	4
Rushing Yardage	746	785
Yards gained rushing	813	862
Yards lost rushing	67	77
Rushing attempts	168	155
Average per rush	4.4	5.1
Average per game	186.5	196.3
TDs Rushing	7	11
Passing Yardage	772	578
Comp-Att-Int	70-101-3	57-101-1
Average per pass	7.6	5.7
Average per catch	11.0	10.1
Average per game	193.0	144.5
TDs Passing	6	4
Total offense	1518	1363
Total plays	269	256
Average per play	5.6	5.3
Average per game	379.5	340.8
Kick returns: #-Yards	3-34	10-215
Punt returns: #-Yards	5-109	1-0
Int returns: #-Yards	1-7	3-31
Kick return average	11.3	21.5
Punt return average	21.8	0.0
Int return average	7.0	10.3
Fumbles-Lost	11-5	4-4
Penalties-Yards	23-165	34-261
Average per game	41.3	65.3
Punts-Yards	9-329	16-678
Average per punt	36.6	42.4
Net punt average	34.3	34.3
Kickoffs-Yards	21-1245	24-1522
Average per kick	59.3	63.4
Net kick average	40.0	41.2
Time of possession / game	30:00	29:60
3rd-down conversion	21/54	26/54
3rd-down pct	39%	48%
4th-down conversion	7/13	5/5



2025-26 South Alabama Football
Overall Team Statistics
All games

Page 2/2
as of Sep 22, 2025

	USA	OPP
4th-down pct	54%	100%
Sacks by-Yards	6-30	6-27
Misc Yards	0	0
Touchdowns scored	13	16
Field goals - attempts	5-6	4-4
On-Side kicks	0-1	0-0
Red-zone scores	(13-16) 81%	(15-15) 100%
Red-zone touchdowns	(9-16) 56%	(12-15) 80%
PAT-attempts	(9-11) 82%	(15-16) 94%
2-point conversion-attempts	(1-2) 50%	(0-0) 0%
Attendance	47938	88043
Games / Avg per game	3/15979	1/88043
Neutral site games	-	0/0

Score by Periods

Team	1st	2nd	3rd	4th	OT	TOT
South Alabama	24	30	16	34	0	104
Opponents	28	38	27	30	0	123



2025-26 South Alabama Football
Overall Defense Statistics
All games

Page 1/1
as of Sep 22, 2025

Team Defense

#	Player	gp	Tackles				Sacks	Pass defense			Fumbles		blkd	
			ua	a	tot	tfl/yds		int-yds	brup	qbh	fr-yds	ff	kick	saf
22	Caleb Dozier	4	10	15	25	1
1	Wesley Miller	4	16	9	25	2-9	.	1-7	1
0	Christopher Wallace, Jr.	4	14	8	22	2-3	1-0	.	.	.
28	Darius McKenzie	4	8	13	21
32	Blayne Myrick	3	6	11	17	0.5-2	.	.	1
20	Tirrell Johnson	4	4	11	15	3.5-15	1-1	.	.	2
7	Ty Goodwill	4	8	7	15	2.5-9	.	.	6
45	Ed Smith IV	4	6	5	11	1-1
8	Mike Harris	4	6	3	9	1	.	.
6	Nehemiah Chandler	4	7	2	9	.	.	.	3
18	RJ Moss Jr.	4	3	5	8	1-0	.	.	.
97	Tyler Thomas	4	2	6	8	1.5-2	1-0
2	Jayvon Henderson	4	5	3	8	1-3	1-17	.	.	.
90	E'Mauri Smiley	4	2	4	6	1-2	1-2	1	.	.
10	Dalton Hughes	4	1	5	6
99	Stephen Johnson	4	1	4	5	0.5-1
27	IBK Mafe	4	1	4	5	1.5-7	0.5-2
15	Chrystyle Caldwell	4	3	2	5
24	Damyrion Darby	3	1	4	5
96	Dominic Wiseman	3	2	2	4	1-9	1-9	.	.	1
9	Emmanuel Waller	4	.	4	4	1	1-0	.	.	.
91	Nathan Jennings	4	1	3	4	1.5-16	1.5-16
16	Brian Dillard	4	4	.	4	.	.	.	2
30	Achilles Woods	4	.	3	3	1
14	Cole Blaylock	4	1	2	3
17	Dallas Young	4	1	2	3	1.5-4
25	Tre'Mon Henry	4	1	1	2	1-2
26	Parker Shattuck	4	2	.	2
36	Hamilton DiBoyan	4	1	.	1
11	Anthony Brown	3	1	.	1
11	Anthony Eager	4	1	.	1
3	Tywon Wray Jr.	4	.	1	1
2	Miller McCrumby	4	1	.	1
Totals		4	120	140	260	22-85	6-30	1-7	13	6	4-17	2	0	0
Opponents		4	144	142	286	18-48	6-27	3-31	6	7	5-13	6	0	0



2025-26 South Alabama Football
Team Game Highs
All games

Page 1/1
as of Sep 22, 2025

South Alabama - Game Highs

RUSHES	44	Coastal Carolina (09/20/2025)
YARDS RUSHING	223	Coastal Carolina (09/20/2025)
YARDS PER RUSH	5.1	Coastal Carolina (09/20/2025)
TD RUSHES	3	Morgan St. (08/30/2025)
PASS ATTEMPTS	36	Coastal Carolina (09/20/2025)
PASS COMPLETIONS	22	Coastal Carolina (09/20/2025)
YARDS PASSING	231	Tulane (09/06/2025)
YARDS PER PASS	11.6	Morgan St. (08/30/2025)
TD PASSES	2 2 2	at Auburn (09/13/2025) Tulane (09/06/2025) Morgan St. (08/30/2025)
TOTAL PLAYS	80	Coastal Carolina (09/20/2025)
TOTAL OFFENSE	421	Tulane (09/06/2025)
YARDS PER PLAY	6.6	Morgan St. (08/30/2025)
POINTS	38	Morgan St. (08/30/2025)
SACKS BY	3	Morgan St. (08/30/2025)
FIRST DOWNS	23	Tulane (09/06/2025)
PENALTIES	8 8	Coastal Carolina (09/20/2025) Morgan St. (08/30/2025)
PENALTY YARDS	70	Coastal Carolina (09/20/2025)
TURNOVERS	3	Coastal Carolina (09/20/2025)
PUNTS	3 3	Coastal Carolina (09/20/2025) Morgan St. (08/30/2025)
PUNTING AVG	42.7	Morgan St. (08/30/2025)
LONG PUNT	55	Morgan St. (08/30/2025)
PUNTS INSIDE 20	2	Morgan St. (08/30/2025)
LONG PUNT RETURN	46	Morgan St. (08/30/2025)



2025-26 South Alabama Football
Individual Game Highs
All games

Page 1/1
as of Sep 22, 2025

South Alabama - Individual Game Highs

RUSHES	24	Kentrel Bullock vs Tulane (09/06/2025)
YARDS RUSHING	127	Kentrel Bullock vs Morgan St. (08/30/2025)
TD RUSHES	2	Kentrel Bullock vs Morgan St. (08/30/2025)
LONG RUSH	54	Keenan Phillips vs Coastal Carolina (09/20/2025)
PASS ATTEMPTS	36	Bishop Davenport vs Coastal Carolina (09/20/2025)
PASS COMPLETIONS	22	Bishop Davenport vs Coastal Carolina (09/20/2025)
YARDS PASSING	231	Bishop Davenport vs Tulane (09/06/2025)
TD PASSES	2 2 2	Bishop Davenport at Auburn (09/13/2025) Bishop Davenport vs Tulane (09/06/2025) Bishop Davenport vs Morgan St. (08/30/2025)
LONG PASS	65	Bishop Davenport vs Tulane (09/06/2025)
RECEPTIONS	8 8 8	Devin Voisin vs Coastal Carolina (09/20/2025) Anthony Eager at Auburn (09/13/2025) Devin Voisin vs Tulane (09/06/2025)
YARDS RECEIVING	152	Devin Voisin vs Tulane (09/06/2025)
TD RECEPTIONS	2	Devin Voisin vs Tulane (09/06/2025)
LONG RECEPTION	65	Devin Voisin vs Tulane (09/06/2025)
PUNTS	3 3	Aleksi Pulkkinen vs Coastal Carolina (09/20/2025) Aleksi Pulkkinen vs Morgan St. (08/30/2025)
PUNTING AVG	42.7	Aleksi Pulkkinen vs Morgan St. (08/30/2025)
LONG PUNT	55	Aleksi Pulkkinen vs Morgan St. (08/30/2025)
PUNTS INSIDE 20	2	Aleksi Pulkkinen vs Morgan St. (08/30/2025)
LONG PUNT RETURN	46	Devin Voisin vs Morgan St. (08/30/2025)
LONG KICKOFF RETURN	18	Keenan Phillips at Auburn (09/13/2025)
TACKLES	11	Darius McKenzie vs Tulane (09/06/2025)
SACKS	1.5	Nathan Jennings vs Morgan St. (08/30/2025)
TACKLES FOR LOSS	2	Christopher Wallace, Jr. vs Tulane (09/06/2025)



2025-26 South Alabama Football
Individual Statistics
All games

Page 1/2
as of Sep 22, 2025

Rushing

Player	gp	att	gain	loss	net	avg	td	lg	avg/g
Kentrel Bullock	4	76	366	2	364	4.8	4	20	91.0
Keenan Phillips	4	28	164	2	162	5.8	0	54	40.5
PJ Martin	4	31	161	4	157	5.1	1	38	39.3
Bishop Davenport	4	31	115	59	56	1.8	1	16	14.0
Trae'von Dunbar	1	2	7	0	7	3.5	0	4	7.0
Total	4	168	813	67	746	4.4	7	54	186.5
Opponents	4	155	862	77	785	5.1	11	56	196.3

Passing

Player	gp	effic	comp-att-int	pct	yds	td	lg	avg/g
Bishop Davenport	4	147.0	69-100-3	69.0	764	6	65	191.0
Jared Hollins	1	167.2	1-1-0	100.0	8	0	8	8.0
Total	4	147.2	70-101-3	69.3	772	6	65	193.0
Opponents	4	115.6	57-101-1	56.4	578	4	32	144.5

Receiving

Player	gp	no.	yds	avg	td	lg	avg/g
Devin Voisin	4	27	360	13.3	4	65	90.0
Anthony Eager	4	16	135	8.4	1	34	33.8
Miller McCrumby	4	7	66	9.4	0	32	16.5
Brendan Jenkins	4	5	82	16.4	0	30	20.5
Jeremy Scott	4	5	74	14.8	1	34	18.5
Kentrel Bullock	4	3	9	3.0	0	10	2.3
Jeremiah Jones-Thomas	3	2	14	7.0	0	17	4.7
Keenan Phillips	4	2	-1	-0.5	0	2	-0.3
PJ Martin	4	1	3	3.0	0	3	0.8
Trent Thomas	4	1	16	16.0	0	16	4.0
Rod Gibbs	4	1	14	14.0	0	14	3.5
Total	4	70	772	11.0	6	65	193.0
Opponents	4	57	578	10.1	4	32	144.5

Punt Returns

Player	no.	yds	avg	td	lg
Devin Voisin	5	109	21.8	0	46
Total	5	109	21.8	0	46
Opponents	1	0	0.0	0	0

Interceptions

Player	no.	yds	avg	td	lg
Wesley Miller	1	7	7.0	0	7
Total	1	7	7.0	0	7
Opponents	3	31	10.3	0	18

Kick Returns

Player	no.	yds	avg	td	lg
Keenan Phillips	2	18	9.0	0	18
Nehemiah Chandler	1	16	16.0	0	16
Total	3	34	11.3	0	18
Opponents	10	215	21.5	0	40

Fumbles Recovered

Player	no.	yds	avg	td	lg
Jayvon Henderson	1	17	17.0	0	17
Christopher Wallace, Jr.	1	0	0.0	0	0
Emmanuel Waller	1	0	0.0	0	0
RJ Moss Jr.	1	0	0.0	0	0
Total	4	17	4.3	0	17
Opponents	5	13	2.6	1	13



2025-26 South Alabama Football Individual Statistics All games

Page 2/2
as of Sep 22, 2025

Scoring

Player			PAT						pts
	td	fg	kick	rush	rcv	pass	dxp	saf	
Devin Voisin	4	-	-	-	-	-	-	-	24
Kentrel Bullock	4	-	-	-	-	-	-	-	24
Hamilton DiBoyan	-	5-6	9-11	-	-	-	-	-	24
Anthony Eager	2	-	-	-	-	-	-	-	12
Bishop Davenport	1	-	-	1	-	-	-	-	8
PJ Martin	1	-	-	-	-	-	-	-	6
Jeremy Scott	1	-	-	-	-	-	-	-	6
Total	13	5-6	9-11	1	0	0	0	0	104
Opponents	16	4-4	15-16	0	0	0	0	0	123

Field Goals

Player	fg	pct.	01-19	20-29	30-39	40-49	50-99	lg	blk
Hamilton DiBoyan	5-6	83.3	0-0	3-3	1-2	1-1	0-0	47	0
Opponents	4-4	100.0	0-0	0-0	2-2	1-1	1-1	50	0

FG Sequence

Team Name	South Alabama	Opponents
Morgan St.	(23)	
Tulane	(28)	(50),(34)
Auburn	(29)	(34)
Coastal Carolina	(37),33,(47)	(44)

Numbers in (parentheses) indicate field goal was made

All Purpose

Player	g	rush	rcv	pr	kr	ir	total	avg/g
Devin Voisin	4	0	360	109	0	0	469	117.3
Kentrel Bullock	4	364	9	0	0	0	373	93.3
Keenan Phillips	4	162	-1	0	18	0	179	44.8
PJ Martin	4	157	3	0	0	0	160	40.0
Anthony Eager	4	0	135	0	0	0	135	33.8
Brendan Jenkins	4	0	82	0	0	0	82	20.5
Jeremy Scott	4	0	74	0	0	0	74	18.5
Miller McCrumby	4	0	66	0	0	0	66	16.5
Bishop Davenport	4	56	0	0	0	0	56	14.0
Trent Thomas	4	0	16	0	0	0	16	4.0
Nehemiah Chandler	4	0	0	0	16	0	16	4.0
Rod Gibbs	4	0	14	0	0	0	14	3.5
Jeremiah Jones-Thomas	3	0	14	0	0	0	14	4.7
Wesley Miller	4	0	0	0	0	7	7	1.8
Trae'von Dunbar	1	7	0	0	0	0	7	7.0
Total	4	746	772	109	34	7	1668	417.0
Opponents	4	785	578	0	215	31	1609	402.3

Total Offense

Player	g	plays	rush	pass	total	avg/g
Bishop Davenport	4	131	56	764	820	205.0
Kentrel Bullock	4	76	364	0	364	91.0
Keenan Phillips	4	28	162	0	162	40.5
PJ Martin	4	31	157	0	157	39.3
Jared Hollins	1	1	0	8	8	8.0
Trae'von Dunbar	1	2	7	0	7	7.0
Total	4	269	746	772	1518	379.5
Opponents	4	256	785	578	1363	340.8

Punting

Player	no.	yds	avg	lg	tb	fc	i20	50+	blk
Aleksi Pulkkinen	9	329	36.6	55	1	3	4	3	0
Total	9	329	36.6	55	1	3	4	3	0
Opponents	16	678	42.4	59	1	6	3	2	0

Kickoffs

Player	no.	yds	avg	tb	ob	retn	net	ydl
Hamilton DiBoyan	20	1245	62.3	5	1			
James Whatley	1	0	0.0	0	1			
Total	21	1245	59.3	5	2	11	40	25
Opponents	24	1522	63.4	16	0	2	41.2	23



2025-26 South Alabama Football Combined Team Statistics All games

Page 1/3
as of Sep 22, 2025

Team Results

	Date	Opponent		Score	Att.
	08/30/2025	Morgan St.	W	38-21	14017
	09/06/2025	Tulane	L	31-33	16871
	09/13/2025	at Auburn	L	15-31	88043
*	09/20/2025	Coastal Carolina	L	20-38	17050

Rushing

Player	gp	att	gain	loss	net	avg	td	lg	avg/g
Kentrel Bullock	4	76	366	2	364	4.8	4	20	91.0
Keenan Phillips	4	28	164	2	162	5.8	0	54	40.5
PJ Martin	4	31	161	4	157	5.1	1	38	39.3
Bishop Davenport	4	31	115	59	56	1.8	1	16	14.0
Trae'von Dunbar	1	2	7	0	7	3.5	0	4	7.0
Total	4	168	813	67	746	4.4	7	54	186.5
Opponents	4	155	862	77	785	5.1	11	56	196.3

Passing

Player	gp	effic	comp-att-int	pct	yds	td	lg	avg/g
Bishop Davenport	4	147.0	69-100-3	69.0	764	6	65	191.0
Jared Hollins	1	167.2	1-1-0	100.0	8	0	8	8.0
Total	4	147.2	70-101-3	69.3	772	6	65	193.0
Opponents	4	115.6	57-101-1	56.4	578	4	32	144.5

Receiving

Player	gp	no.	yds	avg	td	lg	avg/g
Devin Voisin	4	27	360	13.3	4	65	90.0
Anthony Eager	4	16	135	8.4	1	34	33.8
Miller McCrumby	4	7	66	9.4	0	32	16.5
Brendan Jenkins	4	5	82	16.4	0	30	20.5
Jeremy Scott	4	5	74	14.8	1	34	18.5
Kentrel Bullock	4	3	9	3.0	0	10	2.3
Jeremiah Jones-Thomas	3	2	14	7.0	0	17	4.7
Keenan Phillips	4	2	-1	-0.5	0	2	-0.3
PJ Martin	4	1	3	3.0	0	3	0.8
Trent Thomas	4	1	16	16.0	0	16	4.0
Rod Gibbs	4	1	14	14.0	0	14	3.5
Total	4	70	772	11.0	6	65	193.0
Opponents	4	57	578	10.1	4	32	144.5

Game Records

Record	Overall	Home	Away	Neutral
ALL GAMES	1-3	1-2	0-1	0-0
CONFERENCE	0-1	0-1	0-0	0-0
NON-CONFERENCE	1-2	1-1	0-1	0-0

Team Statistics

	USA	OPP
First Downs	84	74
Rushing	43	38
Passing	33	32
Penalty	8	4
Rushing Yardage	746	785
Rushing attempts	168	155
Average per rush	4.4	5.1
Average per game	186.5	196.3
TDs Rushing	7	11
Passing Yardage	772	578
Comp-Att-Int	70-101-3	57-101-1
Average per pass	7.6	5.7
Average per catch	11.0	10.1
Average per game	193.0	144.5
TDs Passing	6	4
Total offense	1518	1363
Average per play	5.6	5.3
Average per game	379.5	340.8
Kick returns: #-Yards	3-34	10-215
Punt returns: #-Yards	5-109	1-0
Int returns: #-Yards	1-7	3-31
Fumbles-Lost	11-5	4-4
Penalties-Yards	23-165	34-261
Punts-Avg	9-36.6	16-42.4
Time of possession / game	30:00	30:00
3rd-down conversion	21/54	26/54
4th-down conversion	7/13	5/5
PAT-attempts	(9-11) 82%	(15-16) 94%
2-point conversion-attempts	(1-2) 50%	(0-0) 0%

Interceptions

Player	no.	yds	avg	td	lg
Wesley Miller	1	7	7.0	0	7
Total	1	7	7.0	0	7
Opponents	3	31	10.3	0	18



2025-26 South Alabama Football
Combined Team Statistics
All games

Page 2/3
as of Sep 22, 2025

Field Goals

Player	fg	pct.	01-19	20-29	30-39	40-49	50-99	lg	blk
Hamilton DiBoyan	5-6	83.3	0-0	3-3	1-2	1-1	0-0	47	0
Opponents	4-4	100.0	0-0	0-0	2-2	1-1	1-1	50	0

Scoring

Player	td	fg	PAT				dxd	saf	pts
			kick	rush	rcv	pass			
Devin Voisin	4	-	-	-	-	-	-	-	24
Kentrel Bullock	4	-	-	-	-	-	-	-	24
Hamilton DiBoyan	-	5-6	9-11	-	-	-	-	-	24
Anthony Eager	2	-	-	-	-	-	-	-	12
Bishop Davenport	1	-	-	1	-	-	-	-	8
PJ Martin	1	-	-	-	-	-	-	-	6
Jeremy Scott	1	-	-	-	-	-	-	-	6
Total	13	5-6	9-11	1	0	0	0	0	104
Opponents	16	4-4	15-16	0	0	0	0	0	123

Score by Periods

Team	1st	2nd	3rd	4th	OT	TOT
South Alabama	24	30	16	34	0	104
Opponents	28	38	27	30	0	123

Punting

Player	no.	yds	avg	lg	tb	fc	i20	50+	blk
Aleksi Pulkkinen	9	329	36.6	55	1	3	4	3	0
Total	9	329	36.6	55	1	3	4	3	0
Opponents	16	678	42.4	59	1	6	3	2	0

Punt Returns

Player	no.	yds	avg	td	lg
Devin Voisin	5	109	21.8	0	46
Total	5	109	21.8	0	46
Opponents	1	0	0.0	0	0

Kick Returns

Player	no.	yds	avg	td	lg
Keenan Phillips	2	18	9.0	0	18
Nehemiah Chandler	1	16	16.0	0	16
Total	3	34	11.3	0	18
Opponents	10	215	21.5	0	40

All Purpose

Player	g	rush	rcv	pr	kr	ir	total	avg/g
Devin Voisin	4	0	360	109	0	0	469	117.3
Kentrel Bullock	4	364	9	0	0	0	373	93.3
Keenan Phillips	4	162	-1	0	18	0	179	44.8
PJ Martin	4	157	3	0	0	0	160	40.0
Anthony Eager	4	0	135	0	0	0	135	33.8
Brendan Jenkins	4	0	82	0	0	0	82	20.5
Jeremy Scott	4	0	74	0	0	0	74	18.5
Miller McCrumby	4	0	66	0	0	0	66	16.5
Bishop Davenport	4	56	0	0	0	0	56	14.0
Trent Thomas	4	0	16	0	0	0	16	4.0
Nehemiah Chandler	4	0	0	0	16	0	16	4.0
Rod Gibbs	4	0	14	0	0	0	14	3.5
Jeremiah Jones-Thomas	3	0	14	0	0	0	14	4.7
Wesley Miller	4	0	0	0	0	7	7	1.8
Trae'von Dunbar	1	7	0	0	0	0	7	7.0
Total	4	746	772	109	34	7	1668	417.0
Opponents	4	785	578	0	215	31	1609	402.3

Total Offense

Player	g	plays	rush	pass	total	avg/g
Bishop Davenport	4	131	56	764	820	205.0
Kentrel Bullock	4	76	364	0	364	91.0
Keenan Phillips	4	28	162	0	162	40.5
PJ Martin	4	31	157	0	157	39.3
Jared Hollins	1	1	0	8	8	8.0
Trae'von Dunbar	1	2	7	0	7	7.0
Total	4	269	746	772	1518	379.5
Opponents	4	256	785	578	1363	340.8



**2025-26 South Alabama Football
Combined Team Statistics
All games**

Page 3/3
as of Sep 22, 2025

Team Defense

			Tackles				Sacks	Pass defense			Fumbles	blkd		
##	Player	gp	ua	a	tot	tfl/yds	no-yds	int-yds	brup	qbh	fr-yds	ff	kick	saf
1	Wesley Miller	4	16	9	25	2-9	.	1-7	1
22	Caleb Dozier	4	10	15	25	1
0	Christopher Wallace, Jr.	4	14	8	22	2-3	1-0	.	.	.
28	Darius McKenzie	4	8	13	21
32	Blayne Myrick	3	6	11	17	0.5-2	.	.	1
20	Tirrell Johnson	4	4	11	15	3.5-15	1-1	.	.	2
7	Ty Goodwill	4	8	7	15	2.5-9	.	.	6
45	Ed Smith IV	4	6	5	11	1-1
8	Mike Harris	4	6	3	9	1	.	.
6	Nehemiah Chandler	4	7	2	9	.	.	.	3
2	Jayvon Henderson	4	5	3	8	1-3	1-17	.	.	.
97	Tyler Thomas	4	2	6	8	1.5-2	1-0
18	RJ Moss Jr.	4	3	5	8	1-0	.	.	.
10	Dalton Hughes	4	1	5	6
90	E'Mauri Smiley	4	2	4	6	1-2	1-2	1	.	.
27	IBK Mafe	4	1	4	5	1.5-7	0.5-2
15	Chrystyle Caldwell	4	3	2	5
99	Stephen Johnson	4	1	4	5	0.5-1
24	Damyron Darby	3	1	4	5
96	Dominic Wiseman	3	2	2	4	1-9	1-9	.	.	1
9	Emmanuel Waller	4	.	4	4	1	1-0	.	.	.
16	Brian Dillard	4	4	.	4	.	.	.	2
91	Nathan Jennings	4	1	3	4	1.5-16	1.5-16
17	Dallas Young	4	1	2	3	1.5-4
14	Cole Blaylock	4	1	2	3
30	Achilles Woods	4	.	3	3	1
25	Tre'Mon Henry	4	1	1	2	1-2
26	Parker Shattuck	4	2	.	2
11	Anthony Brown	3	1	.	1
2	Miller McCrumby	4	1	.	1
3	Tywon Wray Jr.	4	.	1	1
11	Anthony Eager	4	1	.	1
36	Hamilton DiBoyan	4	1	.	1
	Totals	4	120	140	260	22-85	6-30	1-7	13	6	4-17	2	0	0
	Opponents	4	144	142	286	18-48	6-27	3-31	6	7	5-13	6	0	0