

SOUTH ALABAMA FOOTBALL

5 BOWL GAMES | 5 NFL DRAFT PICKS | 15 ALL-AMERICANS | 118 ALL-SBC SELECTIONS | 41 SBC PLAYERS OF THE WEEK

GAME		NOV. 1, 2025 MOBILE, ALA. HANCOCK WHITNEY STADIUM (25,450)	
9		VS	
SOUTH ALABAMA		LOUISIANA	
RANKINGS CFP: N/A AP: NR COACHES: NR Record: 2-6, 1-3 SBC Last Game: at Georgia State, W, 38-31 (Oct. 23) Head Coach: Major Applewhite Season at South Alabama: 2nd Record at South Alabama: 9-12 Season as a Head Coach: 4th Career Record: 24-23		RANKINGS CFP: N/A AP: NR COACHES: NR Record: 2-6, 1-3 SBC Last Game: at Troy, L, 35-23 (Oct. 25) Head Coach: Michael Desormeaux Season at Louisiana: 4th Record at Louisiana: 25-24 Season as a Head Coach: 4th Career Record: 25-24	
STATISTICAL COMPARISON			
25.3	Points / Game	23.5	
29.5	Points Allowed / Game	30.3	
195.4	Rush Yards / Game	188.4	
183.3	Pass Yards / Game	199.1	
378.6	Total Offense / Game	334.2	
379.1	Total Defense / Game	400.0	
SERIES HISTORY vs. Louisiana: UL leads 9-4 In Mobile: UL leads 4-2 In Lafayette: UL leads 5-2 Last Meeting: W, 24-22 (11/16/24) Current Streak: USA W1		RADIO: Jags Radio Network Play-By-Play: JT Crabtree Analyst: Charlie Harrison Sideline: Carly Hudson	
		TV: ESPN+ Play-By-Play: Pat Greenwood Analyst: Brian Genard	

COUNTDOWN TO KICKOFF

HOMECOMING AGAINST THE BOOT

Saturday's contest will serve as South Alabama's homecoming game for the 2025 season. This is the third time in the last-four seasons that the Jaguars will play a team from Louisiana for their homecoming game. The Jags played ULM in 2022 and 2024 and won both of those contests.

STAYING ALIVE

With a win against Georgia State, South Alabama kept its hopes for a bowl game alive. For the second-straight week, the Jags will play in a game in which the winner will stay alive in the hunt for bowl eligibility while the loser will be eliminated.

DPOTW

Linebacker Tirrell Johnson Jr. was named Sun Belt Conference Defensive Player of the Week Monday after leading the Jags to a win over Georgia State. Johnson set a career high with 10 tackles, and then forced takeaways on the final-two possessions of the game. Johnson forced a fumble to get the ball back to South's offense so it could take the lead, then intercepted a pass on the final drive of the game to secure the victory.

COLLEGE PRESSBOX

Collegepressbox is the official media website for Division I football. Access and download game notes, quotes, statistics, media guides, headshots, logos and more for all FBS schools, conferences, postseason games, awards and the College Football Playoff. For access, please register for an account at collegepressbox.com/register.

SOUTH ALABAMA 2025 SCHEDULE

DATE	OPPONENT	TIME/RESULT	TV
A 30	MORGAN STATE	W, 38-21	ESPN+
S 6	TULANE	L, 33-31	ESPN+
S 13	at Auburn	L, 31-15	SEC Network
S 20	COASTAL CAROLINA*	L, 38-20	ESPN+
S 27	at North Texas	L, 36-22	ESPNU
O 4	at Troy*	L, 31-24 (OT)	ESPN+
O 14	ARKANSAS STATE*	L, 15-14	ESPN2
O 23	at Georgia State*	W, 38-31	ESPN2
N 1	LOUISIANA*	2:30 p.m.	ESPN+
N 15	at ULM*	TBA	TBA
N 22	SOUTHERN MISS	TBA	TBA
N 29	at Texas State*	TBA	TBA

*Sun Belt Conference Game
(All times Central)

LOUISIANA 2025 SCHEDULE

DATE	OPPONENT	TIME/RESULT	TV
A 30	RICE	L, 14-12	ESPN+
S 6	MCNEESE	W, 34-10	ESPN+
S 13	at #25 Missouri	L, 52-10	SEC+
S 20	at Eastern Michigan	L, 34-31	ESPN+
S 27	MARSHALL*	W, 54-51	ESPN+
O 11	at James Madison*	L, 24-14	ESPN2
O 18	SOUTHERN MISS*	L, 22-10	ESPN+
O 25	at Troy*	L, 35-23	ESPN+
N 1	at South Alabama*	2:30 p.m.	ESPN+
N 8	TEXAS STATE*	TBA	TBA
N 20	at Arkansas State*	6:30 p.m.	ESPN
N 29	ULM*	TBA	TBA

*Sun Belt Conference Game
(All times Central)

BY THE NUMBERS

1.50

Cornerback Nehemiah Chandler ranks third in the nation in passes defended per game at 1.50. Chandler set a new career high with three pass breakups in South's win over Georgia State.

38

38 has been the magic number for South Alabama this season as the Jags scored 38 in both wins. South beat Morgan State 38-21 before defeating Georgia State 38-31 to snap a six-game losing skid.

468

South Alabama set a new season-high for total offense in the win over the Panthers with 468 yards. The Jags passed for a season-high 280 yards while adding 188 yards on the ground.

MEDIA / PRACTICE SCHEDULE: GAME 9 (SUBJECT TO CHANGE)

MONDAY	TUESDAY	WEDNESDAY	THURSDAY	FRIDAY	SATURDAY	SUNDAY
PRACTICE CLOSED	PRACTICE CLOSED	Practice 8:30-10:30 a.m.	PRACTICE CLOSED	NO MEDIA AVAILABILITY	GAME DAY	NO MEDIA AVAILABILITY
-Sun Belt Coaches Zoom at Noon CT -Weekly Presser with Major Applewhite, Paul Petrino & Will Windham immediately following the SBC Zoom	No Media Availability	Coaches and players available for interviews after practice by request	No Media Availability		-South Alabama at Georgia State 6:30 p.m. CT -Postgame presser with Coach Applewhite and selected players	

SOUTH ALABAMA STRATEGIC COMMUNICATIONS

Primary Contact:
Tyler Roper - (801) 518-7941
roper@southalabama.edu

Secondary Contact:
Seth Whitehouse - (435) 850-9165
sethwhitehouse@southalabama.edu

CREDENTIALS

Credentials for South Alabama Football games must be submitted through the credential request portal at USAJaguars.com. This can be found by navigating to the football page, then selecting the media drop-down menu.

Credentials should be requested by Wednesday of the game week for a Saturday game. Credentials can be picked up at the ticket booth on the south side of Hancock Whitney Stadium.

No credentials will be issued to freelance photographers/ videographers. Nobody under the age of 18 will be issued a media credential.

The South Alabama strategic communications office reserves the right to approve or deny credential requests at its discretion.

FIELD ACCESS

Media credentials must be visible in order to gain access to the field. All members of the media must have a working purpose in order to be on the sidelines.

Members of the media should never enter the field of play, or the bench area of either the home or visiting team (between the 25-yard lines).

The South Alabama locker room is closed at all times to members of the media.

PHOTOGRAPHERS/VIDEOGRAPHERS

Only photographers/videographers shooting for accredited media outlets will be issued credentials.

Photographers/videographers with a media credential are not permitted to shoot between the 25-yard lines. Photographers/ videographers may not shoot on the playing field until the conclusion of the game, and must stay off the field during pregame activities.

Photographers and videographers are considered working members of the media and must refrain from communicating with players, coaches or game officials.

Failure to follow any of these rules may result in immediate dismissal from the stadium.

POST GAME INTERVIEWS

After a cooling off period, selected players and coaches will be made available to members of the media in a postgame press conference. Interview requests will be taken late in the game and every effort will be made to ensure that requested players are available. Requested players and coaches will be accompanied by a South Alabama strategic communications staff member to the designated interview area (the officials locker room under the northwest corner of the stadium).

There will be no media interviews conducted on the field, except for the television network that is broadcasting the game.

Student-athletes who are injured will not be allowed to participate in post-game media interviews.

The South Alabama locker room is closed at all times to members of the media.

Visiting team postgame media availability will be coordinated through the visiting team's communications staff.

Not conforming to any of the above listed guidelines may result in the loss of credentials for future games.

PRACTICES

The South Alabama strategic communications staff encourages coverage of Jaguar Football in addition to game day. The team's practice schedule and availability will be communicated weekly. Please contact the South Alabama strategic communications office in advance if you plan on attending a practice session.

Certain South Alabama Football practices are open to credentialed members of the media for viewing on the condition that media in attendance do not report on any injuries that take place during practice. Media must also refrain from reporting on any players who do not participate in practice due to injury or any other reason.

Media wishing to report on injuries or players who do not practice must ask Coach Applewhite for a comment on said players during his media availability. If Coach Applewhite chooses not to comment on the player in question, no reporting may take place.

Media who fail to comply with this policy run the risk of losing access to practices.

INTERVIEWS

In-person interviews with members of the coaching staff and student-athletes can be arranged by contacting Tyler Roper at or Seth Whitehouse. Interviews with student-

athletes must be arranged in advance through the media relations office. Players are generally available immediately following practice

Phone interviews are also available, but will be arranged around the student-athlete's class and practice schedules. Student-athletes' phone numbers are not available under any circumstance. All phone interview requests must be made 24 hours prior.

MEDIA MEMBERS SHOULD NEVER CONTACT STUDENT-ATHLETES DIRECTLY AT ANY TIME. Student-athletes have been instructed to immediately terminate any contact initiated by a member of the media.

WEEKLY PRESS CONFERENCE

South Alabama conducts a weekly press conference on Mondays in the team room of the Jaguar Football Facility.

Head coach Major Applewhite, along with both offensive coordinator Paul Petrino and defensive coordinator Will Windham, will address the media at 12:30 p.m. CT

SUN BELT TELECONFERENCE

The 14 Sun Belt Conference coaches will be featured on a weekly teleconference each Monday from 10:30 a.m.-12:08 p.m. (CT). Major Applewhite's time slot is 12:01 - 12:08 p.m. CT. Please contact Tyler Roper or Seth Whitehouse to receive the zoom link.

REFERENCES

When referencing South Alabama please use:

- South Alabama
- South
- USA

Please DO NOT use:

- South AL
- South Bama
- Southern Alabama

Proper abbreviaions include:

- USA
- S. Alabama



NUMERICAL ROSTER

NO	PLAYER	POS	HT	WT	YR	HOMETOWN / PREVIOUS SCHOOL / HIGH SCHOOL
0	Christopher Wallace Jr.	S	5-11	198	Sr.	Mobile, Ala. / Mary G. Montgomery HS
1	Wesley Miller	R-Jr.	5-11	193	R-Jr.	Columbia, Miss. / Heritage Academy / Mississippi State
1	Devin Voisin	WR	5-10	187	Grad.	Crestview, Fla. / Crestview HS
2	Jayvon Henderson	CB	5-10	190	R-Jr.	Auburn, Ga. / Mill Creek HS / East Tennessee State
2	Miller McCrumby	TE	6-3	234	Sr.	Mount Pleasant, Texas / Mount Pleasant HS / Arkansas State
3	Kentrel Bullock	RB	5-10	205	Sr.	Columbia, Miss. / Columbia HS / Ole Miss
3	Tywon Wray Jr.	S	6-0	198	R-So.	Atlanta, Ga. / Campbell HS / Oklahoma State
4	Kohl Bradley	S	6-0	193	Fr.	Lucedale, Miss. / George County HS
4	Bishop Davenport	QB	6-2	210	R-Jr.	Spring, Texas / Spring HS / Utah State
6	Nehemiah Chandler	CB	6-2	185	R-Fr.	Jacksonville, Fla. / Wakulla HS / Georgia Tech
6	Micah Woods	WR	6-0	190	R-Sr.	Birmingham, Ala. / Pinson Valley HS / Buffalo
7	Ty Goodwill	S	6-2	200	So.	Pirchard, Ala. / Faith Academy
7	Jared Hollins	QB	6-4	215	R-Fr.	Semmes, Ala. / Mary G. Montgomery HS
8	Mike Harris	S	5-11	173	R-Sr.	Phenix City, Ala. / Central HS / Baylor
8	Zach Pyron	QB	6-3	230	R-Jr.	Pinson, Ala. / Pinson Valley HS / Georgia Tech
9	Jeremy Scott	WR	6-3	208	R-Fr.	Jackson, Miss. / Callaway HS
9	Emmanuel Waller	DL	6-3	267	Jr.	Birmingham, Ala. / Oak Mountain HS / UAB
10	Dalton Hughes	LB	6-3	227	Sr.	Tupelo, Miss. / Tupelo HS
10	Saivion Kenon	CB	5-10	180	So.	Havana, Fla. / Gadsden County HS / Coffeyville CC
10	Noah Toster	WR	6-4	189	R-So.	Apex, N.C. / Apex Friendship HS / Chowan
11	Anthony Brown	S	6-0	189	R-Jr.	Detroit, Mich. / Milan HS / Arkansas / Purdue
11	Anthony Eager	WR	6-1	182	R-So.	Mobile, Ala. / McGill-Toolen HS
12	Brendan Jenkins	WR	5-11	194	Jr.	Hoschton, Ga. / Mill Creek HS / Samford
13	David Houston III	S	6-0	182	So.	Austin, Texas / McCallum HS / Butler CC
13	Jeremiah Jones-Thomas	WR	5-9	168	Fr.	Crawfordville, Fla. / Gadsden County HS
14	Cole Blaylock	S	6-0	191	R-So.	Mobile, Ala. / UMS-Wright
14	Maddox Lynch	TE	6-3	245	Fr.	Vicksburg, Miss. / Warren Central HS
15	Chrystyle Caldwell	LB	6-1	234	R-Jr.	Elba, Ala. / Elba HS
15	Chris Holifield Jr.	RB	5-8	187	R-Sr.	Mobile, Ala. / LeFlore HS / Pearl River CC
16	Brian Dillard	S	6-2	199	R-Sr.	Ocala, Fla. / Lake Weir HS / West Georgia
16	Bubba Thompson	QB	6-2	200	Fr.	Mobile, Ala. / McGill-Toolen HS
17	Jace Larsen	WR	6-0	173	R-So.	New Orleans, La. / Jesuit HS
17	Dallas Young	S	6-0	198	R-So.	Gardendale, Ala. / Gardendale HS / Arkansas
18	RJ Moss Jr.	DL	6-3	273	R-So.	Biloxi, Miss. / Biloxi HS
18	Keyshawn Woodyard	WR	6-1	202	R-Sr.	Mobile, Ala. / UMS-Wright Preparatory School
19	Rod Gibbs	TE	6-4	251	Jr.	Atlanta, Ga. / Westlake HS / Hutchinson CC
19	Deuce Vance	CB	5-10	180	Fr.	Hattiesburg, Miss. / Hattiesburg HS
20	Tirrell Johnson Jr.	LB	6-2	248	R-Jr.	Wynne, Ark. / Wynne HS / Harding
21	Keenan Phillips	RB	5-10	188	So.	Bainbridge, Ga. / Bainbridge HS / Georgia Military College
22	Caleb Dozier	LB	6-2	239	R-Fr.	Dothan, Ala. / Headland HS / Georgia Tech
22	PJ Martin	RB	5-10	202	R-So.	New Orleans, La. / De La Salle HS
23	Cube Gurley	CB	6-1	185	R-Fr.	New Orleans, La. / St. Augustine Catholic HS
24	Damyron Darby	S	5-11	181	So.	Bassfield, Miss. / Jefferson Davis County HS
24	Julyon Jordan	RB	5-9	177	Fr.	Guntersville, Ala. / Guntersville HS
25	Trae'von Dunbar	RB	5-10	209	R-Fr.	Graniteville, S.C. / Midland Valley HS / West Virginia
25	Tre'Mon Henry	LB	6-1	234	R-So.	Columbus, Ga. / Carver HS / Southern Miss
26	Parker Shattuck	LB	6-1	219	So.	LaGrange, Ga. / LaGrange HS
27	Tylen Campbell	WR	5-10	179	R-Jr.	Jackson, Ala. / Jackson HS / North Alabama
27	IBK Mafe	LB	6-0	250	R-Sr.	Blaine, Minn. / Blaine HS / St. Thomas
28	Darius McKenzie	LB	6-2	230	R-Sr.	Ottawa, Ontario / Clearwater Academy International / Maine
29	Kaleb Jackson	S	5-8	180	R-So.	Bessemer, Ala. / Hoover HS
30	Achilles Woods	DL	6-3	289	R-Fr.	Decatur, Ala. / Austin HS
31	Dashaun Caffee	S	5-7	163	R-Fr.	Prattville, Ala. / Stanhome Elmore HS
32	Blayne Myrick	LB	6-3	226	R-Jr.	Fairhope, Ala. / Fairhope HS
33	Davaris Pilcher	CB	6-0	188	R-Sr.	Greenwood, Miss. / Greenville Christian / Coahoma CC
34	Andre Spence	RB	5-9	224	Fr.	Navarre, Fla. / Navarre HS
34	Bradley Thomas	CB	5-11	181	R-Jr.	Montgomery, Ala. / Saint James HS
35	Matthew Laseter	S	6-0	175	R-Fr.	Flowood, Miss. / Jackson Prep
35	Davis Little	K	6-0	177	R-Fr.	Suwanee, Ga. / South Forsyth HS
36	Hamilton DiBoyan	K	5-11	170	R-So.	Alpharetta, Ga. / Denmark HS
36	Micah McKay	S	5-9	178	So.	Pass Christian, Miss. / Pass Christian HS / Millsaps
38	Camden Lawson	S	5-11	186	R-Fr.	Mobile, Ala. / Mobile Christian
39	James Whatley	K/P	6-2	196	R-Fr.	Birmingham, Ala. / Oak Mountain HS / Georgia Tech
40	Aleksi Pulkkinen	P	6-4	220	Jr.	Helsinki, Finland / Vuosaari Luko
41	Tyler Carter	DL	6-4	288	R-Fr.	Vicksburg, Miss. / Vicksburg HS
42	Athony Zaccaro	LS	6-1	227	R-Sr.	Melville, N.Y. / St. Anthony's / Old Dominion
43	Jacob Porco	LB	5-11	211	R-Fr.	Birmingham, Ala. / Oak Mountain HS
44	William Felton IV	LB	6-1	229	R-Fr.	Pelham, Ala. / Pelham HS
44	Baxter Turner	LS	5-11	186	R-So.	Tibbie, Ala. / Saraland HS
45	Ed Smith IV	DL	6-3	296	R-Sr.	Tuscaloosa, Ala. / Central HS
46	Blayne Munson	P	5-11	198	Fr.	Mobile, Ala. / Baker HS
47	Donnie Arnold	LB	5-11	247	R-Fr.	Deatsville, Ala. / Stanhope Elmore HS

ALPHABETICAL ROSTER

NO	NAME	POS
52	Janier Armstead	DL
47	Donnie Arnold	LB
77	Kearius Bivens	OL
14	Cole Blaylock	S
71	Jaylen Booker	OL
78	Noah Boyd	OL
4	Kohl Bradley	S
11	Anthony Brown	S
98	Tre Brown	DL
3	Kentrel Bullock	RB
31	Dashaun Caffee	S
15	Chrystyle Caldwell	LB
27	Tylen Campbell	WR
88	Owen Carlson	TE
41	Tyler Carter	DL
6	Nehemiah Chandler	CB
24	Damyron Darby	S
4	Bishop Davenport	QB
79	Jordan Davis	QB
36	Hamilton DiBoyan	K
16	Brian Dillard	S
22	Caleb Dozier	LB
25	Trae'von Dunbar	RB
11	Anthony Eager	WR
44	William Felton IV	LB
84	Nate Forystek	TE
73	Daniel Foster-Allen	OL
19	Rod Gibbs	TE
65	DaShaun Gonzales	OL
7	Ty Goodwill	S
83	Jerrian Graham	WR
56	Adrian Griffin	OL
23	Cube Gurley	CB
70	Asher Hale	OL
8	Mike Harris	S
2	Jayvon Henderson	CB
25	Tre'Mon Henry	LB
15	Chris Holifield	RB
7	Jared Hollins	QB
13	David Houston III	S
72	Ethan Hubbard	OL
10	Dalton Hughes	LB
29	Kaleb Jackson	S
12	Brendan Jenkins	WR
91	Nathan Jennings	DL
69	Kenton Jerido	OL
76	Logan Joellenbeck	OL
54	Leavy Johnson	OL
99	Stephen Johnson	DL
20	Tirrell Johnson Jr.	LB
13	Jeremiah Jones-Thomas	WR
24	Julyon Jordan	RB
10	Saivion Kenon	CB
61	Julius Kidd	OL
17	Jace Larsen	WR
35	Matthew Laseter	S
38	Camden Lawson	S
53	Latrell Lett	LB
35	Davis Little	K
81	Brec Long	TE
14	Maddox Lynch	TE
27	IBK Mafe	LB
62	Ni Mansell	OL
22	PJ Martin	RB
51	Jordan May	DL
2	Miller McCrumby	TE
80	Hollis McDaniel	TE
36	Micah McKay	S
28	Darius McKenzie	LB
1	Wesley Miller	S
85	Ti Mims	WR
18	RJ Mos Jr.	DL

NUMERICAL ROSTER

NO	PLAYER	POS	HT	WT	YR	HOMETOWN / PREVIOUS SCHOOL / HIGH SCHOOL
47	Grant Rountree	LS	6-1	230	R-Fr.	Nashville, Tenn. / Wilson Central HS / Air Force
48	Jordan Williams	LB	6-2	223	R-So.	Fort Mitchell, Ala. / Russell County HS
51	Jordan May	OL	6-3	235	Jr.	Tallassee, Ala. / Tallassee HS
52	Janier Armstead	DL	6-2	267	R-So.	Carney's Point, N.J. / Penns Grove HS
53	Latrelle Lett	LB	5-10	247	Fr.	Mobile, Ala. / Baker HS
54	Leavy Johnson	OL	6-4	279	R-So.	Panama City, Fla. / Bay HS / Western Kentucky
55	Malachi Preciado	OL	6-2	294	R-Jr.	New Orleans, La. / Warren Easton HS / Purdue
56	Adrian Griffin	OL	6-4	290	R-So.	Pleasant Grove, Ala. / Pleasant Grove HS
57	Amaury Wiggins	OL	6-4	210	R-Sr.	Pensacola, Fla. / Pine Forest HS / Coffeyville CC / Arkansas
59	Sam Williams	OL	6-0	281	R-Sr.	Pascagoula, Miss. / Resurrection Catholic School
61	Julius Kidd	OL	6-2	262	R-Jr.	Mobile, Ala. / Davidson HS
62	Ni Mansell	OL	6-3	295	R-Jr.	Anderson, S.C. / Westside HS / Mercer / Soth Carolina
64	Jamal Siler	OL	6-4	304	R-Fr.	Elba, Ala. / Elba HS / Jacksonville State
65	DaShaun Gonzales	OL	6-3	311	R-So.	El Paso, Texas / Parkland HS / Oklahoma Panhandle State
66	Devin White	OL	6-2	290	Fr.	Tuscaloosa, Ala. / Northridge HS
68	Reese Osei-Wusu	OL	6-4	321	R-So.	Cypress, Texas / Bridgeland HS / Lamar
69	Kenton Jerido	OL	6-3	330	R-Jr.	Tuscaloosa, Ala. / Northridge HS
70	Asher Hale	OL	6-5	305	So.	Mobile, Ala. / St Paul's Episcopal School
71	Jaylen Booker	OL	6-5	284	R-Fr.	Jacksonville, Fla. / Trinity Christian Academy / Bethune-Cookman
72	Ethan Hubbard	OL	6-6	310	R-So.	Hoover, Ala. / Hoover HS / Duke
73	Daniel Foster-Allen	OL	6-5	290	R-Sr.	Mobile, Ala. / St. Paul's Episcopal School / Auburn
74	Brayden Ramey	OL	6-5	312	R-So	Ocala, Fla. / Trinity Catholic HS / Florida Atlantic
75	Damon Parr	OL	6-5	310	R-Jr.	Jacksonville, Ala. / Pleasant Valley HS
76	Logan Joellenbeck	OL	6-6	316	R-Fr.	Foley, Ala. / Foley HS
77	Kearius Bivens	OL	6-5	294	Fr.	Chatham, Ala. / Washington County HS
78	Noah Boyd	OL	6-3	286	Fr.	Moss Point, Miss / East Central HS
79	Jordan Davis	OL	6-5	305	R-Sr.	Fairburn, Ga. / Creekside HS / South Carolina
80	Hollis McDaniel	TE	6-3	224	R-So.	New Orleans, La. / Jesuit HS
81	Brec Long	TE	6-3	227	R-Jr.	Copan, Okla. / Sedan HS / Coffeyville CC
82	Trent Thomas	TE	6-5	254	R-So.	Mobile, Ala. / Cottage Hill HS
83	Jerrian Graham	WR	6-1	206	R-Fr.	Prichard, Ala. / Vigor HS
84	Nate Forystek	TE	6-4	263	R-Jr.	Green Bay, Wis. / Bay Port HS / North Dakota State
85	Ti Mims	WR	5-11	172	Fr.	Bay Minette, Ala. / Baldwin County HS
87	Trae Stevenson	WR	5-10	182	Fr.	Madison, Miss. / Germantown HS
88	Owen Carlson	TE	6-1	236	Fr.	Chelsea, Ala. / Chelsea HS / Myrtle Beach Collegiate
89	Nick Simmons	WR	5-9	169	Fr.	Gulf Breeze, Fla. / Pace HS
90	E'Mauri Smiley	DL	6-1	250	Fr.	Opelika, Ala. / Opelika HS
91	Nathan Jennings	DL	6-3	290	R-Fr.	Madison, Ala. / James Clemens HS
95	Johnathan Street	DL	6-1	299	R-Sr.	State Line, Miss. / Wayne County HS / Holmes CC
96	Dominic Wiseman	DL	6-2	300	R-Jr.	Davenport, Iowa / Davenport North HS / Iowa Western CC
97	Tyler Thomas	DL	6-5	259	R-So.	Mobile, Ala. / Cottage Hill HS / UAB
98	Tre Brown	DL	6-3	295	R-So.	Natchitoches, La. / Natchitoches Central HS / Texas Tech
99	Stephen Johnson	DL	6-3	324	R-So.	Fayettevill, Ga. / Whitewater HS / Auburn / McNeese

ALPHABETICAL ROSTER

NO	NAME	POS
46	Blayne Munson	P
32	Blayne Myrick	LB
68	Reese Osei-Wusu	OL
75	Damon Parr	OL
21	Keenan Phillips	RB
33	Davaris Pilcher	CB
43	Jacob Porco	LB
55	Malachi Preciado	OL
40	Aleksi Pulkkinen	P
8	Zach Pyron	QB
74	Brayden Ramey	OL
47	Grant Rountree	LS
9	Jeremy Scott	WR
26	Parker Shattuck	LB
64	Jamal Siler	OL
89	Nick Simmons	WR
90	E'Mauri Smiley	DL
45	Ed Smith IV	DL
34	Andre Spence	RB
87	Trae Stevenson	WR
95	Johnathan Street	DL
34	Bradley Thomas	CB
82	Trent Thomas	TE
97	Tyler Thomas	DL
16	Bubba Thompson	QB
10	Noah Toster	WR
44	Baxter Turner	LS
19	Deuce Vance	CB
1	Devin Voisin	WR
0	Christopher Wallace Jr.	S
9	Emmanuel Waller	DL
39	James Whatley	K/P
66	Devin White	OL
57	Amaury Wiggins	OL
59	Sam Williams	OL
48	Jordan Williams	LB
96	Dominic Wiseman	DL
30	Achilles Woods	DL
6	Micah Woods	WR
18	Keyshawn Woodyard	WR
3	Tywon Wray Jr.	S
17	Dallas Young	S
42	Anthony Zaccaro	LS

COACHING STAFF

HEAD COACH	Major Applewhite (Texas, '02)
------------	-------------------------------

ASSISTANT COACHES	
Will Windham (Mississippi State, '07)	Defensive Coordinator / Safeties
Paul Petrino (Carroll College, '89)	Offensive Coordinator / Receivers
Tre Williams (Auburn, '17)	Special Teams Coordinator / Outside Linebackers
Jason Washington (Texas State, '02)	Cornerbacks
Cameron Cleminson (Michigan State, '18)	Inside Linebackers
Kyle Skierski (UC Davis, '06)	Tight Ends
Jason Onyebuagu (Northern Illinois, '09)	Offensive Line
Broderick Fobbs (Gramblin State, '97)	Running Backs
Jerone Steckel (Eastern Illinois, '14)	Defensive Line
Zach Crisler (Arkansas State, 16)	Quarterbacks

ANALYSTS	
Doug Ruse (Northwest Missouri State '86)	Quality Control Analyst (Offense)
Eric Ponio (Arkansas, '17)	Quality Control Analyst (Special Teams)
Adam Mann (Huntigdon '19)	Quality Control Analyst (Defense)

DEPTH CHART

OFFENSE

LT	79	Jordan Davis	6-5	306	R-Sr.
	73	Daniel Foster-Allen	6-5	290	R-Sr.
LG	57	Amaury Wiggins	6-4	310	R-Sr.
	66	Devin White	6-2	290	Fr.
C	55	Malachi Preciado	6-2	294	R-Jr.
	56	Adrian Griffin	6-4	290	R-So.
RG	70	Asher Hale	6-5	305	So.
	-or- 69	Kenton Jerido	6-3	330	R-Jr.
RT	72	Ethan Hubbard	6-6	310	R-So.
	-or- 74	Brayden Ramey	6-5	312	R-So.
QB	4	Bishop Davenport	6-2	210	R-Jr.
	7	Jared Hollins	6-4	215	R-Fr.
	-or- 8	Zach Pyron	6-3	230	R-Jr.
RB	3	Kentrel Bullock	5-10	205	Sr.
	22	PJ Martin	5-10	202	R-So.
TE	82	Trent Thomas	6-5	254	R-So.
	-or- 2	Miller McCrumby	6-3	234	Sr.
	-or- 19	Rod Gibbs	6-4	251	Jr.
WR	12	Brendan Jenkins	5-11	194	Jr.
	-or- 6	Micah Woods	6-0	190	R-Sr.
WR	1	Devin Voisin	5-10	187	Grad.
	9	Jeremy Scott	6-3	208	R-Fr.
	-or- 10	Noah Toster	6-4	189	R-So.
WR	11	Anthony Eager	6-1	182	R-So.
	13	Jeremiah Jones-Thomas	5-9	168	Fr.

DEFENSE

BANDIT	97	Tyler Thomas	6-5	259	R-So.
	-or- 9	Emmanuel Waller	6-3	267	Jr.
NG	45	Ed Smith IV	6-3	296	R-Sr.
	99	Stephen Johnson	6-3	324	R-So.
DT	18	RJ Moss Jr.	6-3	273	R-So.
	-or- 91	Nathan Jennings	6-3	290	R-Fr.
HUSKY	8	Mike Harris	5-11	173	R-Sr.
	-or- 17	Dallas Young	6-0	198	R-So.
MIKE	32	Blayne Myrick	6-3	226	R-Jr.
	-or- 10	Dalton Hughes	6-3	227	Sr.
STINGER	28	Darius McKenzie	6-2	230	R-Sr.
	-or- 22	Caleb Dozier	6-2	239	R-Fr.
WOLF	20	Tirrell Johnson Jr.	6-2	248	R-Jr.
	25	Tre'Mon Henry	6-1	234	R-So.
FCB	24	Damyron Darby	5-11	181	So.
	-or- 2	Jayvon Henderson	5-10	190	R-Jr.
ROVER	7	Ty Goodwill	6-2	200	So.
	-or- 0	Christopher Wallace	5-11	198	Sr.
	3	Tywon Wray	6-0	198	R-So.
FS	1	Wesley Miller	5-11	193	R-Jr.
	14	Cole Blaylock	6-0	191	R-So.
	-or- 11	Anthony Brown	6-0	189	R-Jr.
BCB	6	Nehemiah Chandler	6-2	185	R-Fr.
	16	Brian Dillard	6-2	199	R-Sr.

SPECIALISTS

PK	36	Hamilton DiBoyan	5-11	170	R-So.
	-or- 35	Davis Little	6-0	177	R-Fr.
KOS	36	Hamilton DiBoyan	5-11	170	R-So.
	-or- 35	Davis Little	6-0	177	R-Fr.
P	40	Aleksi Pulkkinen	6-4	220	Jr.
	39	James Whatley	6-2	196	R-Fr.
LS	42	Anthony Zaccaro	6-1	227	R-Sr.
	-or- 44	Baxter Turner	5-11	186	R-So.
H	40	Aleksi Pulkkinen	6-4	220	Jr.
	-or- 14	Cole Blaylock	6-0	191	R-So.
PR	1	Devin Voisin	5-10	187	Grad.
	-or- 21	Keenan Phillips	5-10	188	So.
KR	21	Keenan Phillips	5-10	188	So.
	or 6	Micah Woods	6-0	190	R-Sr.

ASSISTANT COACHES



Will Windham
DC / Safeties
Field




Paul Petrino
OC / Receivers
Field



Tre' Williams
ST Coord. / OLBs
Field



Jason Washington
Co-DC / Corners
Field



Cameron Cleminson
Inside Linebackers
Field



Kyle Skierski
Tight Ends
Field



Jason Onyebuagu
Offensive Line
Field



Broderick Fobbs
Running Backs
Field



Jerone Steckel
Defensive Line
Field



Zach Crisler
Quarterbacks
Field

PRONUNCIATION GUIDE

Janier Armstead	Juh-neer
Kearius Biven	Key-air-ee-us
Chrystyle Caldwell	Chris-style
Iverson Celestine	Sill-es-teen
Nehemiah Chandler	Nee-hem-eye-uh
Damyron Darby	Duh-meer-ee-un
Hamilton DIBOYAN	Dib-oye-in
Nate Forystek	Forest-eck
KENTON JERIDO	Ken-tun Jer-ih-doh
Logan Joellenbeck	Joll-in-beck
Saivion Kenon	Say-vee-on
Matthew Laseter	Lass-it-er
IBK Mafe	Moff-aye
Ni Mansell	Nigh
Ti Mims	Ty
Blayne Myrick	My-Rick
Reese Osei-Wusu	Oh-say woo-sue
Davaris Pilcher	Duh-Var-iss
Jacob Porco	Pork-oh
Malachi Preciado	Presh-ee-odd-oh
ALEKSI PULKKINEN	Pulk-in-en
Zach Pyron	Pie-rin
Brayden Ramey	Rame-ee
Noah Toster	Toaster
Devin VOISON	Voy-son
Tywon Wray	Taiwan Ray
Anthony ZACCARO	Zuh-Car-oh

THE APPLEWHITE FILE

Born	July 26, 1978
Hometown	Baton Rouge, La.
Wife	Julie
Children	Lila, Nash

PLAYING HISTORY

Year	School	Position
1998-2001	Texas	Quarterback

COACHING HISTORY

Year	School	Position
2003-04	Texas	Graduate Assistant
2005	Syracuse	Quarterbacks
2006	Rice	Offensive Coordinator/ QBs
2007	Alabama	Offensive Coordinator / QBs
2008-10	Texas	Running Backs
2011-12	Texas	Offensive Coordinator / RBs
2013	Texas	Offensive Coordinator / QBs
2015-16	Houston	Offensive Coordinator / QBs
2016-18	Houston	Head Coach
2019-20	Alabama	Analyst
2021-23	South Alabama	Offensive Coordinator / QBs
2024-pres.	South Alabama	Head Coach

YEAR-BY-YEAR RECORD

Year	School	Record
2016	Houston	0-1
2017	Houston	7-5
2018	Houston	8-5
2024	South Alabama	7-6
2025	South Alabama	2-6
at South Alabama:		9-12
Overall:		24-23

RESULTS AT SOUTH ALABAMA

2024: 7-6 (5-3, SBC)		
Aug. 31	North Texas	L, 38-52
Sept. 7	at Ohio	L, 20-27
Sept. 12	Northwestern State	W, 87-10
Sept. 19	at App State	W, 48-14
Sept. 28	at #14 LSU	L, 10-42
Oct. 5	at Arkansas State	L, 16-18
Oct. 15	Troy	W, 25-9
Oct. 26	ULM	W, 46-17
Nov. 2	Georgia Southern	L, 30-34
Nov. 16	at Louisiana	W, 24-22
Nov. 23	at Southern Miss	W, 35-14
Nov. 29	Texas State	L, 38-45
Dec. 14	vs. Western Michigan	W, 30-23

2025: 2-6 (1-3, SBC)		
Aug. 30	Morgan State	W, 38-21
Sept. 6	Tulane	L, 31-33
Sept. 13	at #24 Auburn	L, 15-31
Sept. 20	Coastal Carolina	L, 20-38
Sept. 27	at North Texas	L, 36-22
Oct. 4	at Troy	L, 31-24 (OT)
Oct. 14	Arkansas State	L, 15-14
Oct. 23	at Georgia State	W, 38-31



HEAD COACH | MAJOR APPLEWHITE

Major Applewhite was named the fourth head coach in the history of South Alabama Football on Jan. 18, 2024.

In his first season at the helm of the program, Applewhite led the Jaguars to a 7-6 record. The season ended just up the road in Montgomery, Ala. where South won the ISAS Salute to Veterans Bowl Championship by defeating Western Michigan by a score of 30-23. It was the program's second-straight bowl championship and Applewhite's first as a head coach. Applewhite became the first South Alabama head coach to make and win a bowl game in his first season with the team.

Under Applewhite's leadership in 2024, the Jags produced 11 All-Sun Belt Conference performers. Wide receiver Jamaal Pritchett and safety Jaden Voisin both earned First Team All-Conference recognition, with Pritchett becoming the third, 1,000-yard receiver South Alabama has produced since Applewhite became offensive coordinator in 2021. Pritchett was also invited to play in the 2025 Reese's Senior Bowl, held at South Alabama's Hancock Whitney Stadium.

Known for orchestrating explosive offenses, Applewhite's impact as head coach was noticeable from his very first game as the Jaguars quickly started breaking records. In the 2024 season opener against North Texas, quarterback Gio Lopez set the program's single-game record for total offense with 494 total yards on 432 yards passing and 62 yards rushing. A few weeks later, the Jags put up 87 points in a victory over Northwestern State, which was the most points scored by an FBS team since the 1991 college football season, and set a new program record. The Jags ended the year with the most rushing touchdowns in the Sun Belt Conference (32), and finished second in the league in total offense per game at 441.8 yards per contest.

In year one at South, Applewhite continued the trend of providing his players with professional opportunities. Wide receiver Jamaal Pritchett, tight end DJ Thomas-Jones, defensive lineman Wy'Kevious Thomas and wide receiver Jeremiah Webb all signed free agent contracts at the conclusion of the 2025 NFL Draft.

Before earning to promotion to head coach, Applewhite spent three seasons with the Jaguars as the team's offensive coordinator. South Alabama went 22-16 during those three years, including a 10-win season in 2022 and a 2023 campaign that resulted in the first bowl championship in school history.

One of the best offensive minds in all of college football, Applewhite has elevated South's offensive attack since arriving on campus. In his role as offensive coordinator and quarterbacks coach, Applewhite's star pupil at USA has been Carter Bradley, who became the winningest quarterback in program history and broke multiple school records along the way. Bradley received All-Sun Belt honorable mention recognition in 2023, and accepted invitations to both the Hula Bowl and Senior Bowl at season's end.

Under Applewhite's leadership, the 2023 Jaguar offense set a program record for points in a single season with 430 on the year. South Alabama scored 55 points or more in three games throughout the course of the season, including 59 in the team's win over Eastern Michigan in the 68 Ventures Bowl. That number set a program record for points against an FBS opponent. The Jags also scored 55 points in back-to-back wins over ULM and Southern Miss.

Applewhite settles into his new role at South Alabama having already spent two seasons as the head coach at Houston. In two seasons at the helm, Applewhite guided the Cougars to a record of 15-11 with two bowl game appearances. In his first season leading the program, UH defeated nationally-ranked South Florida during the regular season on the way to a 7-5 finish and an appearance in the Hawai'i Bowl. The Cougars then improved to 8-5 the next fall while earning an invitation to the Armed Forces Bowl.

Between stops at Houston and South Alabama, Applewhite spent two seasons as an analyst on Nick Saban's staff at Alabama. In 2020, he helped guide the Crimson Tide to a perfect 13-0 season and subsequent College Football Playoff National Championship. It was Applewhite's second of two stints at Alabama, his first coming in 2007 when he served as the program's offensive coordinator and quarterbacks coach.

From 2008-2013, Applewhite coached at his alma mater, Texas, in various roles. Starting as the program's assistant head coach working with the running backs in 2008, Applewhite was eventually elevated to offensive coordinator in 2011 and served in that capacity for three seasons with the Longhorns. While working for legendary head coach Mack Brown, Applewhite helped Texas win the 2008 Fiesta Bowl and make an appearance in the 2009 BCS National Championship game.

After starting his coaching career at Texas in 2003 as a graduate assistant, Applewhite went to Syracuse in 2005 as quarterbacks coach. Following a year in New York, he returned to the state of Texas to serve as the offensive coordinator and quarterbacks coach at Rice for the 2006 season.

Before transitioning into coaching, Applewhite played quarterback at Texas for four seasons. During his playing career, Applewhite was named Big 12 Freshman of the Year and the league's co-Offensive Player of the Year in 1999. In his final appearance for the Longhorns, he was named Most Valuable Player of the Holiday Bowl after throwing for 473 yards and four touchdowns in a four-point victory over Washington.

Applewhite owns a bachelor's degree in sport management from Texas. He resides in Mobile with his wife, Julie, and children, Lila and Nash.

"I want to make this our city's team. I want to create an atmosphere here in our stadium where it's full. Where people are here early, they're loud, and they stay late. I want to see 50, 60 smokestacks coming up. I want to see the top of RV's. I want to create a situation where this stadium represents our entire city."

-Major Applewhite



RECORD AGAINST OPPONENTS

App State	1-0
Arizona	2-0
Arkansas State	0-2
Army	0-1
Auburn	0-1
Coastal Carolina	0-1
East Carolina	2-0
Fresno State	0-1
Georgia Southern	0-1
Georgia State	1-0
Louisiana	1-0
LSU	0-1
Memphis	0-2
Morgan State	1-0
Navy	2-0
North Texas	0-2
Northwestern State	1-0
Ohio	0-1
Rice	2-0
San Diego State	0-1
SMU	1-1
South Florida	2-0
Southern Miss	1-0
Temple	1-1
Texas Southern	1-0
Texas State	0-1
Texas Tech	0-2
Troy	1-1
Tulane	1-2
Tulsa	1-1
ULM	1-0
Western Michigan	1-0

POSTSEASON HISTORY

'16 Las Vegas Bowl*	vs. San Diego State	L, 10-34
'17 Hawaii Bowl*	vs. Fresno State	L, 27-33
'18 Armed Forces Bowl*	vs. Army	L, 14-70
'24 Salute to Veterans Bowl	vs. Western Michigan	W, 30-23

*while at Houston

SOUTH ALABAMA NOTES

ON THE BOARD

- Wide receiver Brendan Jenkins caught his first touchdown in a South Alabama uniform in the Jaguars' 38-21 victory over Georgia State
- Jenkins previously spend two seasons at Samford where he caught six touchdowns before transferring to South Alabama

EXPLOSIVE SCOTT

- Jeremy Scott caught a 74-yard touchdown pass in the first quarter of South Alabama's win at Georgia State
- It was the longest reception of Scott's career, and aided in setting a new career-high in receiving yards for the redshirt freshman with 121. It was also his first-career 100-yard receiving game
- Scott's 74-yard touchdown is the longest offensive play of the season for the Jaguars

CLIMBING THE LADDER

- Kentrel Bullock's first touchdown against Georgia State was the 18th of his career which moved him into a tie for fourth-most in program history
- Bullock scored again in the fourth quarter to secure the victory for the Jags, moving him into sole possession of fourth place in career rushing touchdowns at South Alabama with 19 in his three seasons

DOUBLE DIGIT CAREER HIGHS

- Safety Wesley Miller and linebacker Tirrell Johnson both recorded double-digit tackles in the win at Georgia State, giving them both new career highs
- Miller recorded 11 tackles, giving him his first-career, double-digit tackle game
- Johnson tallied 10 tackles to go with a forced fumble and making the game-winning interception

LITTLE COMES UP BIG

- Kicker Davis Little made his first-career field goal in South Alabama's win at Georgia State
- Little's field goal tied the game at 31-31, setting the the Jags to later take the lead and secure the win

SWEET HOME ALABAMA

- South Alabama played six of its first-seven games this season in the state of Alabama
- Three of South's first-four games of the season were played in the friendly confines of Hancock Whitney Stadium
- Despite having three road games in its first-seven weeks, two of those games (at Auburn and at Troy) were both played in the Yellowhammer state
- Overall, eight of South's 12 games will be played in its home state

PRO JAGS

- South Alabama had multiple alumni make 53-man rosters to start the season:
- | | |
|-------------------|-----------------------|
| Darrell Luter Jr. | San Francisco 49ers |
| Jeremy Reeves | Washington Commanders |
| Jalen Tolbert | Dallas Cowboys |
| Corliss Waitman | Pittsburgh Steelers |

- Week 7 Rundown:
- Corliss Waitman punted four times with an average of 48.5 yards in a 35-25 loss to the Packers
 - Jalen Tolbert caught two passes for 47 yards and a touchdown in the Cowboys' 44-24 loss to the Broncos
 - Darrell Luter Jr. did not record any stats in San Francisco's 26-15 loss to Houston
 - Jeremy Reaves and the Commanders will play Kansas City on Monday Night Football

- In addition to those who made an active roster, three former Jaguars also found their way onto NFL practice squads:
- | | |
|------------------|----------------------|
| Jamaal Pritchett | New York Jets |
| Jamie Sherrif | Seattle Seahawks |
| Jeremiah Webb | New England Patriots |

PRO POTENTIAL

- South Alabama running back Kentrel Bullock is getting noticed as a high-quality prospect at the next level
- Bullock first made the East West Shrine Bowl 1,000 Watch List in July
- He was also named to the Panini Senior Bowl Top 300 List in August, which recognizes the top-300 NFL prospects for the 2026 NFL Draft

OH CANADA

- Linebacker Darius McKenzie was recently ranked the No. 18 prospect for the Canadian Football League Draft
- McKenzie hails from Ottawa, Ontario and transferred to South Alabama prior to the 2024 season

UP AND COMER

- South Alabama special teams coordinator and outside linebackers coach Tre' Williams was recently named to 247Sports' 30-under-30 coaching list
- The 30-under-30 list recognizes the next generation of top college football caoches
- Williams, a Mobile native, is entering his third season with the Jaguars

TEXAS TWO STEP

- South Alabama quarterback Bishop Davenport was named to the Earl Campbell Tyler Rose Award Watch List, which recognizes the top offensive college football player from the state of Texas each season
- Davenport hails from Spring, Texas where he attended Spring High School

SWITCH HITTER

- South Alabama quarterback Bubba Thompson joined South Alabama this season after playing seven seasons of professional baseball
- Thompson played three seasons in the MLB, including two with the Texas Rangers and one with the Cincinnati Reds. Thompson helped the Rangers win the 2023 World Series
- A Mobile native, Thompson was a multi-sport athlete at McGill-Toolen where he played quarterback in addition to a jumpstart baseball career

OUR CITY

- One of coach Applewhite's priorities since taking over as head coach has been to make Mobile #OurCity
- This includes engaging the city and local community through events and acts of service while also recruiting the area's top talent
- Players from Mobile/Baldwin County on the 2025 roster:

Cole Blaylock	UMS-Wright
Anthony Eager	McGill-Toolen
Daniel Foster-Allen	St. Paul's
Ty Goodwill	Faith Academy
Jerrian Graham	Vigor
Asher Hale	St. Paul's
Chris Holifield Jr.	LeFlore
Jared Hollins	Mary G. Montgomery
Logan Joellenbeck	Foley
Julius Kidd	Davidson
Camden Lawson	Mobile Christian
Latrelle Lett	Baker
Ti Mims	Baldwin County
Blayne Munson	Baker
Blayne Myrick	Fairhope
Trent Thomas	Cottage Hill Christian
Tyler Thomas	Cottage Hill Christian
Bubba Thompson	McGill-Toolen
Baxter Turner	Saraland
Christopher Wallace Jr.	Mary G. Montgomery
Keyshawn Woodyard	UMS-Wright

JAG GRADS

- There are currently 14 players on the Jaguars' roster who have earned their undergraduate degrees
- Below are the names of the graduates seeing time on the field in 2025:

Kentrel Bullock	Hometown
Daniel Foster-Allen	Columbia, Miss.
Chris Holifield	Mobile, Ala.
Dalton Hughes	Tupelo, Miss.
IBK Mafe	Blaine, Minn.
Ni Mansell	Anderson, S.C.
Darius McKenzie	Ottawa, Ontario
Zach Pyron	Pinson, Ala.
Ed Smith IV	Tuscaloosa, Ala.
Johnathan Street	State Line, Miss.
Devin Voisin	Crestview, Fla.
Keyshawn Woodyard	Mobile, Ala.
Christopher Wallace Jr.	Mobile, Ala.
Sam Williams	Pascagoula, Miss.

SOUTH ALABAMA NOTES

RECORD BREAKDOWN

	2025	SBC
Overall	2-6	1-3
vs. Non-Conference	1-3	-
at Hancock Whitney Stadium	1-3	0-2
in Away Games	1-3	1-1
at Neutral Sites	-	-
Day Games	0-2	-
Night Games (6 p.m. start or later)	2-4	1-3
vs. Top 25 Teams	0-1	-
vs. Top 10 Teams	-	-
vs. Top 5 Teams	-	-
vs. Top-Ranked Teams	-	-
on ESPN	-	-
on ESPN2	1-1	1-1
on SEC Network	0-1	-
on ESPN+	1-3	0-2
on ESPNU	0-1	-
on NFL Network	-	-
Scoring First	1-4	1-2
Opponents Score First	1-2	0-1
Leading at halftime	2-2	1-2
Trailing at Halftime	0-4	0-1
Tied at Halftime	-	-
Leading after Third Quarter	2-1	1-1
Trailing after Third Quarter	0-5	0-2
Tied after Third Quarter	-	-
Overtime Games	0-1	0-1
Scoring less than 20 points	0-2	0-1
Scoring 20-29 points	0-3	0-2
Scoring 30-39 points	2-1	1-0
Scoring 40-49 points	-	-
Scoring 50+ points	-	-
Allowing less than 20 points	0-1	0-1
Allowing 20-29 points	1-0	-
Allowing 30-39 points	1-5	1-2
Allowing 40-49 points	-	-
Allowing 50+ points	-	-
Totaling 300-399 yards of total offense	1-3	0-1
Totaling 400-499 yards of total offense	1-2	1-1
Totaling 500-599 yards of total offense	-	-
Totaling 600-plus yards of total offense	-	-
Rushing for less than 100 yards	-	-
Rushing for 150-plus yards	2-5	1-3
Passing for less than 300 yards	2-6	1-3
Passing for 300-399 yards	-	-
Passing for 400-499 yards	-	-
Passing for 500-plus yards	-	-
Allowing less than 100 yards rushing	-	-
Allowing 100-199 yards rushing	2-4	1-2
Allowing 200-plus yards rushing	0-2	0-1
Allowing less than 200 yards passing	1-3	0-1
Allowing 200-299 yards passing	1-3	1-2
Allowing 300-399 yards passing	-	-
Allowing 400-plus yards passing	-	-
Allowing less than 300 yards total offense	0-1	0-1
Allowing 300-399 yards of total offense	1-2	0-1
Allowing 400-499 yards of total offense	1-3	1-1
Allowing 500-plus yards of total offense	-	-
Having no turnovers	1-2	1-2
Forcing no turnovers	0-2	0-1
Leading turnover margin	2-2	1-2
Trailing turnover margin	0-3	0-1
Tied in turnover margin	0-1	-
Having < 2 takeaways	0-5	0-2
Having 2 or more takeaways	2-1	1-1
Leading in time of possession	2-4	2-2
When trailing in time of possession	1-1	-

SUN BELT TEAM RANKINGS

	RANK	VALUE
3rd Down Conversions	7th	.407
3rd Down Conversion Pct Defense	6th	.402
4th Down Conversions	5th	.565
4th Down Conversion Pct Defense	14th	.833
Completion Percentage	3rd	.673
Fewest Penalties	10th	57
Fewest Penalty Yards	10th	460
Fewest Penalty Yards per Game	7th	57.5
First Downs Defense	5th	19.8
First Downs Offense	9th	19.5
Passes Had Intercepted	3rd	4
Passes Intercepted	10th	4
Passing Offense	11th	183.3
Passing Yards Allowed	2nd	183.1
Red Zone Defense	14th	.967
Red Zone Offense	11th	.793
Rushing Defense	11th	196.0
Rushing Offense	5th	195.4
Team Sacks	13th	7
Sacks Allowed	8th	16
Scoring Defense	8th	29.5
Scoring Offense	9th	25.3
Time of Possession	5th	30:20
Total Defense	6th	379.1
Total Offense	7th	378.6

NCAA TEAM RANKINGS (Top 50)

CATEGORY	NCAA RANK	VALUE
Blocked Kicks Allowed	1st	0
Blocked Punts Allowed	1st	0
Fumbles Recovered	6th	7
Completion Percentage	21st	.673
Punt Returns	22nd	13.22
Passing Yards Allowed	24th	183.1
Passes Had Intercepted	26th	4
Rushing Offense	30th	195.4
Blocked Kicks	32nd	1
Turnovers Gained	38th	11
Team Passing Efficiency	50th	144.61

*Through Sunday, Oct. 26

JAGS IN THE NCAA RANKINGS (TOP 100)

KENTREL BULLOCK	NCAA RANK	VALUE
Total Touchdowns	20th	9
Rushing Yards	23rd	681
Rushing Touchdowns	25th	8
Rushing Yards Per Game	33rd	85.1
Total Points Scored	80th	54
All-Purpose	92nd	91.25
Rush Yards Per Carry	100th	4.73

NEHEMIAH CHANDLER	NCAA RANK	VALUE
Passes Defended	3rd	1.50
Total Interceptions	41st	2
Interceptions Per Game	78th	0.25

BISHOP DAVENPORT	NCAA RANK	VALUE
Completion Percentage	30th	.670
Passing Efficiency	49th	144.9
Passing Touchdowns	53rd	11
Points Responsible For	55th	94
Yards Per Pass Attempt	62nd	7.53
Points Responsible For Per Game	67th	11.8
Passing Yards Per Completion	75th	11.24
Passing Yards	81st	1,461
Completions Per Game	87th	16.25
Passing Yards Per game	94th	182.6
Total Offense	95th	206.3

HAMILTON DIBOYAN	NCAA RANK	VALUE
Field Goal Percentage	96th	.667

JAYVON HENDERSON	NCAA RANK	VALUE
Fumbles Recovered	4th	2

DALTON HUGHES	NCAA RANK	VALUE
Fumbles Recovered	42nd	1

TIRRELL JOHNSON	NCAA RANK	VALUE
Forced Fumbles	37th	.25

RJ MOSS JR.	NCAA RANK	VALUE
Fumbles Recovered	42nd	1


BLAYNE MYRICK	NCAA RANK	VALUE
Total Tackles	68th	7.6

ALEKSI PULKKINEN	NCAA RANK	VALUE
Punting	65th	41.7

DEVIN VOISIN	NCAA RANK	VALUE
Receiving Yards	17th	642
Receptions Per Game	17th	6.00
Receiving Yards Per Game	24th	80.3
Receiving Touchdowns	64th	4
All-Purpose	77th	95.13

CHRISTOPHER WALLACE JR.	NCAA RANK	VALUE
Fumbles Recovered	4th	2

EMMANUEL WALLER	NCAA RANK	VALUE
Fumbles Recovered	42nd	1



ANTHONY MOSTELLA
1988 - 2010

THE LEGACY OF NO. 5

There are many special numbers throughout college football and college athletics whether it be No. 12 for the 12th Man at Texas A&M or No. 38 at Ole Miss to remember former Rebel Chucky Mullins, but for South Alabama, the No. 5 will forever hold a significant place in the hearts of every Jaguar.

On June 13, 2010, the University of South Alabama lost a member of the football program when Anthony Mostella (1988-2010), a member on the inaugural Jaguar squad, passed away near his home of Oneonta, Ala., in a traffic accident. Mostella, who would have been a senior that fall, was loved and respected by all his teammates and coaches, someone whose contributions to the program on the field were exceeded by what he was able to accomplish away from the game.

Voted a team captain during the 2009 season, Mostella – a running back who came to South Alabama in order to continue his relationship with then head coach Joey Jones – displayed his selfless nature with his contributions on special teams and in the locker room, while fellow teammates racked up more yardage running the ball. In his one season, Mostella rushed for 180 yards and three touchdowns, and was also credited with seven tackles on special teams coverage units.

He came to USA and Mobile after playing for Jones at Birmingham-Southern in 2007, sacrificing a season of collegiate eligibility in order to help build the Jaguar program by taking part in its first-ever spring practice in March and April of 2009. During that time he established himself not only as a leader, but as an ambassador for the program as it established its roots in the community.

Beginning during the 2010 season, the Jaguars honored Mostella each fall as one member of the senior class was chosen by his teammates and coaches to wear his No. 5 jersey for their final season.

After a brief break from 2018-2020, the tradition was brought back, but with a new twist. Instead of a selected senior being able to wear the jersey for the entire season, it was awarded to a different individual each week throughout the season.

“Anthony was the epitome of a true student-athlete and a tremendous role model to his peers. His character and leadership skills will always be an example for everyone in our program to follow.”

– Former South Alabama Head Coach Joey Jones

2025

Morgan State: Devin Voisin
Tulane: Tirrell Johnson
Auburn: Kentrel Bullock
Coastal Carolina: Anthony Zaccaro
North Texas: Ed Smith IV
Troy: Devin Voisin
Arkansas State: Blayne Myrick
Georgia State: Christopher Wallace Jr.

2024

North Texas: Christopher Wallace Jr.
Ohio: Jamaal Pritchett
Northwestern State: Blayne Myrick
App State: Devin Voisin
LSU: Courtney McBride Jr.
Arkansas State: Jeremiah Webb
Troy: Fluff Bothwell
ULM: Wesley Miller
Georgia Southern: Kentrel Bullock
Louisiana: Laith Marjan
Southern Miss: Javon Ivory
Texas State: Jaden Voisin
Western Michigan: Todd Justice

2023

Tulane: Devin Voisin
Southeastern Louisiana: James Miller
Oklahoma State: Trey Kiser
Central Michigan: Desmond Trotter
James Madison: Caullin Lacy
ULM: Jaden Voisin
Southern Miss: Wy'Kevious Thomas
Louisiana: Reggie Smith
Troy: Jamaal Pritchett
Arkansas State: Quentin Wilfawn
Marshall: Jamie Sheriff
Texas State: Carter Bradley
Eastern Michigan: Khalil Jacobs













2022

Nicholls: Keith Gallmon
Central Michigan: Darrell Luter Jr.
UCLA: James Jackson
Louisiana Tech: Jalen Wayne
Louisiana: Desmond Trotter
ULM: Yam Banks
Troy: Carter Bradley
Arkansas State: Jack Brooks
Georgia Southern: La'Damian Webb
Texas State: Brandon Crum
Southern Miss: Jamie Sheriff
Old Dominion: A.J. DeShazor Jr.
Western Kentucky: Marvin Martin

2021

Southern Mississippi: A.J. DeShazor Jr.
Bowling Green: Jalen Tolbert
Alcorn State: Gi'Narious Johnson
Louisiana: Keith Gallmon Jr.
Texas State: James Jackson
Georgia Southern: Yam Banks
ULM: Jake Bentley
Arkansas State: Terrion Avery
Troy: Darrell Luter Jr.
Appalachian State: Trey Simpson
Tennessee: Wy'Kevious Thomas
Coastal Carolina: Chris Henderson

2025 SCHEDULE BREAKDOWN

	MORGAN STATE Aug. 30 6 p.m. Hancock Whitney Stadium Mobile, Ala.	South Alabama 38, Morgan State 21 Series Information: South Alabama now leads 1-0
	TULANE Sept. 6 6 pm Hancock Whitney Stadium Mobile, Ala.	South Alabama 31, Tulane 33 Series Information: Tulane now leads 3-1
	AUBURN Sept. 13 11:45 a.m. Jordan-Hare Stadium Auburn, Ala.	South Alabama 15, Auburn 31 Series Information: Auburn now leads 1-0
	COASTAL CAROLINA Sept. 20 6 p.m. Hancock Whitney Stadium Mobile, Ala.	South Alabama 20, Coastal Carolina 38 Series Information: Coastal Carolina now leads 3-1
	NORTH TEXAS Sept. 27 11 a.m. DATCU Stadium Denton, Texas	South Alabama 22, North Texas 36 Series Information: North Texas now leads 3-0
	TROY Oct. 4 6 p.m. Veterans Memorial Stadium Troy, Ala.	South Alabama 24, Troy 31 (OT) Series Information: Troy now leads 10-4
	ARKANSAS STATE Oct. 14 6:30 pm Hancock Whitney Stadium Mobile, Ala.	South Alabama 14, Arkansas State 15 Series Information: Arkansas State now leads 8-6
	GEORGIA STATE Oct. 23 6:30 pm Center Parc Stadium Atlanta, Ga.	South Alabama 38, Georgia State 31 Series Information: Now tied 5-5
	LOUISIANA Nov. 1 TBA Hancock Whitney Stadium Mobile, Ala.	Series Information: Louisiana leads 9-4
	ULM Nov. 15 TBA Malone Stadium Monroe, La.	Series Information: South Alabama leads 6-5
	SOUTHERN MISS Nov. 22 TBA Hancock Whitney Stadium Mobile, Ala.	Series Information: South Alabama leads 5-0
	TEXAS STATE Nov. 29 TBA UFCU Stadium San Marcos, Texas	Series Information: Texas State leads 6-4

SUN BELT CONFERENCE PRESEASON AWARDS

Preseason Players of the Year
Offense - Braylon Braxton, Southern Miss (RS Sr., QB - Frisco, Texas)
Defense - **Blayne Myrick, South Alabama (RS Jr., LB - Fairhope, Ala.)**
ST - Clune Van Andel, Arkansas State (Jr., K - Grand Rapids, Mich.)

Preseason All-Sun Belt First Team Offense
QB - Braylon Braxton, Southern Miss (RS Sr., QB - Frisco, Texas)
RB - George Pettaway, James Madison (RS Jr., RB - Suffolk, Va.)
RB - **Kentrel Bullock, South Alabama (Sr., RB - Columbia, Miss.)**
OL - Nick Del Grande, Coastal Carolina (RS Jr., OL - Lancaster, Pa.)
OL - Caleb Cook, Georgia Southern (RS Sr., OL - Brunswick, Ga.)
OL - Pichon Wimbley, Georgia Southern (Sr., OL - Newnan, Ga.)
OL - Pat McMurtrie, James Madison (Gr., OL - Verona, N.J.)
OL - Zach Barlev, Old Dominion (Sr., OL - Bolingbrook, Ill.)
TE - Toby Payne, Marshall (RS Jr., TE - Poca, W.Va.)
WR - Corey Rucker, Arkansas State (RS Sr., WR - Bentonla, Miss.)
WR - Josh Dallas, Georgia Southern (RS Jr., WR - Sharpsburg, Ga.)
WR - Ted Hurst, Georgia State (Sr., WR - Savannah, Ga.)

Preseason All-Sun Belt First Team Defense
DL - Bryan Whitehead, Arkansas State (RS Sr., DL - Bartlett, Tenn.)
DL - Latrell Bullard, Georgia Southern (Sr., DL - Smyrna, Ga.)
DL - Jordan Lawson, Louisiana (RS Sr., DL - Brandon, Miss.)
DL - Kevontay Wells, ULM (Sr., DL - Jackson, Miss.)
DL - Brodarius Lewis, Southern Miss (Gr., DL - Prattville, Ala.)
LB - Brendan Harrington, Georgia Southern (7th Yr., LB - Moncure, N.C.)
LB - Jason Henderson, Old Dominion (RS Sr., LB - Dingmans Ferry, Pa.)
LB - **Blayne Myrick, South Alabama (RS Jr., LB - Fairhope, Ala.)**
DB - Chance Gamble, Georgia Southern (RS Sr., DB - Fitzgerald, Ga.)
DB - Jacob Thomas, James Madison (Sr., DB - Ashburn, Va.)
DB - Tyree Skipper, Louisiana (RS Sr., DB - New Orleans, La.)
DB - Josh Moten, Southern Miss (RS Sr., DB - Waldorf, Md.)

Preseason All-Sun Belt First Team Special Teams
K - Clune Van Andel, Arkansas State (Jr., K - Grand Rapids, Mich.)
P - Alex Smith, Georgia Southern (Jr., P - Melbourne, Australia)
RS - Ian Foster, Southern Miss (RS So., RS - Brundidge, Ala.)
AP - Ja'Quez Cross, Arkansas State (RS Sr., AP - Hampton, Ark.)

Preseason All-Sun Belt Second Team Offense
QB - Alonza Barnett III, James Madison (RS Jr., QB - Whitsett, N.C.)
RB - Ja'Quez Cross, Arkansas State (RS Sr., RB - Hampton, Ark.)
RB - Bill Davis, Louisiana (RS So., RB - LaPlace, La.)
OL - Jax Harrington, Louisiana (RS Sr., OL - Erath, La.)
OL - George Jackson, Louisiana (RS Sr., OL - Stone Mountain, Ga.)
OL - Jalen Slappy, Marshall (RS Jr., OL - Columbus, Ohio)
OL - **Jordan Davis, South Alabama (RS Sr., OL - Fairburn, Ga.)**
OL - Eli Russ, Troy (Sr., OL - Ardmore, Okla.)
TE - Kyirin Heath, Southern Miss (Sr., TE - Mansfield, Texas)
WR - Dalton Stroman, App State (RS Sr., WR - Rockingham, N.C.)
WR - Jameson Tucker, Coastal Carolina (RS Sr., WR - Mauldin, S.C.)
WR - Dalen Cobb, Georgia Southern (Sr., WR - Washington, Ga.)

Preseason All-Sun Belt Second Team Defense
DL - Henry Bryant, Georgia State (RS Sr., DL - Delray Beach, Fla.)
DL - Immanuel Bush, James Madison (RS Sr., DL - Lancaster, S.C.)
DL - Kris Trinidad, Old Dominion (RS Sr., DL - Richmond, Va.)
DL - Luis Medina, Troy (Sr., DL - Summerville, Ga.)
LB - Shane Bruce, Coastal Carolina (Gr., LB - Carrollton, Ga.)
LB - Trent Hendrick, James Madison (Sr., LB - Richmond, Va.)
LB - Cameron Whitfield, Louisiana (RS Sr., LB - Houston, Texas)
LB - Koa Naotala, Old Dominion (RS Jr., LB - Newport News, Va.)
DB - Tracy Hill Jr., Georgia Southern (RS Jr., DB - Athens, Ga.)
DB - DJ Barksdale, James Madison (Jr., DB - Rock Hill, S.C.)
DB - **Wesley Miller, South Alabama (RS Jr., DB - Columbia, Miss.)**
DB - Devin Lafayette, Troy (Sr., DB - Brunswick, Ga.)

Preseason All-Sun Belt Second Team Special Teams
K - Scott Taylor Renfro, Troy (Sr., K - Troy, Ala.)
P - **Aleksi Pulkkinen, South Alabama (Jr., P - Helsinki, Finland)**
RS - Ja'Quez Cross, Arkansas State (RS Sr., RS - Hampton, Ark.)
AP - George Pettaway, James Madison (RS Jr., AP - Suffolk, Va.)

SUN BELT CONFERENCE
PLAYERS OF THE WEEK

OFFENSE
Week 1: QB AJ Swann - App State
Week 2: RB Trequan Jones - Old Dominion
Week 3: QB Colton Joseph - Old Dominion
Week 4: QB Carlos Del Rio-Wilson - Marshall
Week 5: QB Lunch Winfield - Louisiana
Week 6: QB Jaylen Raynor - Arkansas State
Week 7: QB Tucker Kilcrease - Troy
Week 8: QB Alonza Barnett III - James Madison
Week 9: QB Braylon Braxton - Southern Miss
Week 10:
Week 11:
Week 12:
Week 13:
Week 14:

DEFENSE
Week 1: DB D'Arco Perkins-McAllister - ULM
Week 2: LB Luke Hodge - Troy
Week 3: S Ian Foster - Southern Miss
Week 4: DE Noah Arinze - Coastal Carolina
Week 5: LB Trent Hendrick - James Madison
Week 6: DB Devin Lafayette - Troy
Week 7: DB Boogie Trotter - Marshall
Week 8: LB Treylin Payne - Texas State
Week 9: LB Tirrell Johnson - South Alabama
Week 10:
Week 11:
Week 12:
Week 13:
Week 14:

SPECIAL TEAMS
Week 1: K Tony Sterner - Louisiana
Week 2: WR Tre' Brown - Old Dominion
Week 3: KR Dalen Cobb - Georgia Southern
Week 4: P Evan Crenshaw - Troy
Week 5: KR Curtis Harris-Lopez - James Madison
Week 6: K Dominic De Freitas - App State
Week 7: K Paddy McAteer - Troy
Week 8: K Lorcan Quinn - Marshall
Week 9: K Clune Van Andel - Arkansas State
Week 10:
Week 11:
Week 12:
Week 13:
Week 14:

SUN BELT CONFERENCE
PRESEASON COACHES POLL

EAST DIVISION
1. James Madison - 94 Points (11)
2. Georgia Southern - 76 Points (1)
3. App State - 60 Points
4. Coastal Carolina - 49 Points (1)
5. Old Dominion - 48 Points
6. Marshall - 42 Points (1)
7. Georgia State - 23 Points

WEST DIVISION
1. Louisiana - 86 Points (6)
2. Texas State - 78 Points (6)
3. Arkansas State - 64 Points (1)
4. **South Alabama - 50 Points (1)**
5. Southern Miss - 47 Points
6. Troy - 43 Points
7. ULM - 24 Points

SUN BELT CONFERENCE STANDINGS

EAST	CONF	PCT	OVER	PCT
James Madison	4-0	1.000	6-1	.857
Coastal Carolina	3-1	.750	4-3	.571
Marshall	2-1	.667	4-3	.571
Old Dominion	2-2	.500	5-3	.625
App State	1-3	.333	4-4	.500
Georgia Southern	1-3	.250	3-5	.375
Georgia State	0-4	.000	1-7	.125

WEST	CONF	PCT	OVER	PCT
Southern Miss	4-0	1.000	6-2	.750
Troy	4-0	1.000	6-2	.750
Arkansas State	3-1	.750	4-4	.500
ULM	1-3	.250	3-5	.375
Louisiana	1-3	.250	2-6	.250
South Alabama	1-3	.250	2-6	.250
Texas State	0-3	.000	3-4	.429



EXPLOSIVE PLAYS (20-PLUS YARDS)

YARDS	TYPE	PLAYER	OPP.	QTR.
74	Pass	Bishop Davenport to Jeremy Scott	Georgia State	1st
65	Pass	Bishop Davenport to Devin Voisin	Tulane	1st
56	Rush	Bishop Davenport	Troy	3rd
55	Pass	Bishop Davenport to Devin Voisin	Georgia State	1st
54	Rush	Keenan Phillips	Coastal Carolina	2nd
48	Pass	Bishop Davenport to Devin Voisin	Coastal Carolina	3rd
46	Punt	Devin Voisin	Morgan State	4th
39	Pass	Bishop Davenport to Jeremy Scott	Georgia State	4th
39	Rush	Keenan Phillips	Arkansas State	4th
38	Rush	PJ Martin	Coastal Carolina	2nd
36	Pass	Bishop Davenport to Devin Voisin	North Texas	1st
35	Pass	Bishop Davenport to PJ Martin	North Texas	4th
34	Rush	Bishop Davenport	North Texas	3rd
34	Pass	Bishop Davenport to Jeremy Scott	Tulane	4th
34	Pass	Bishop Davenport to Anthony Eager	Morgan State	1st
33	Pass	Bishop Davenport to Micah Woods	Troy	1st
32	Pass	Bishop Davenport to Miller McCrumby	Morgan State	1st
31	Pass	Bishop Davenport to Devin Voisin	Morgan State	4th
30	Pass	Bishop Davenport to Brendan Jenkins	Coastal Carolina	4th
28	Pass	Bishop Davenport to Micah Woods	Troy	4th
27	Rush	PJ Martin	Arkansas State	3rd
26	Pass	Bishop Davenport to Devin Voisin	Tulane	4th
25	Pass	Bishop Davenport to Brendan Jenkins	Auburn	3rd
24	Rush	Kentrel Bullock	Georgia State	4th
24	Pass	Bishop Davenport to Devin Voisin	Arkansas State	1st
23	Pass	Bishop Davenport to Devin Voisin	Tulane	3rd
21	Pass	Bishop Davenport to Devin Voisin	Auburn	2nd
20	Rush	Keenan Phillips	North Texas	3rd
20	Pass	Bishop Davenport to Jeremy Scott	Auburn	2nd
20	Rush	Kentrel Bullock	Morgan State	3rd

PLAY BREAKDOWN (TD)

Receiving	20 (6)
Rushing	9 (2)
Punt Return	1 (0)
Interception Return	N/A
Kickoff Return	N/A
Total	30 (8)

BY GAME

Morgan State	5 (1)
Tulane	4 (2)
at Auburn	3 (1)
Coastal Carolina	4 (0)
at North Texas	4 (0)
at Troy	3 (2)
Arkansas State	3 (1)
at Georgia State	4 (1)
Louisiana	
at ULM	
Southern Miss	
at Texas State	

BY QUARTER

1st Quarter	8 (3)
2nd Quarter	4 (1)
3rd Quarter	8 (2)
4th Quarter	10 (2)
Overtime	N/A

RUSHING

Keenan Phillips	3 (0)
Bishop Davenport	2 (1)
PJ Martin	2 (1)
Kentrel Bullock	2 (0)

RECEIVING

Devin Voisin	10 (3)
Jeremy Scott	4 (2)
Brendan Jenkins	2 (0)
Micah Woods	1 (1)
Anthony Eager	1 (0)
Miller McCrumby	1 (0)
PJ Martin	1 (0)

INTERCEPTION RETURN

KICKOFF RETURN

PUNT RETURN

Devin Voisin	1 (0)
--------------	-------

SOUTH ALABAMA DRIVE CHART

MORGAN STATE					
QTR	TIME	OBTAINED	PL-YDS	TOP	RESULT
1st	8:36	Kickoff	9-75	3:35	Touchdown
1st	2:46	Punt	6-39	2:07	Fumble
1st	0:19	Fumble	5-13	2:25	Field Goal
2nd	9:26	Punt	3-(-13)	2:14	Punt
2nd	3:55	Fumble	5-45	2:01	Touchdown
2nd	1:08	Interception	3-19	1:08	End of Half
3rd	15:00	Kickoff	10-75	4:43	Touchdown
3rd	4:13	Kickoff	4-24	2:23	Punt
3rd	0:15	Punt	4-8	1:44	Punt
4th	9:58	Punt	2-4	0:31	Touchdown
4th	7:54	Fumble	1-31	0:07	Touchdown
4th	3:24	Kickoff	5-18	3:24	End of Game

TULANE					
QTR	TIME	START	PL-YDS	TOP	RESULT
1st	15:00	Kickoff	9-75	4:12	Touchdown
1st	9:19	Punt	1-3	0:10	Fumble
1st	8:11	Fumble	3-77	1:00	Touchdown
1st	4:11	Kickoff	3-6	0:51	Punt
1st	0:24	Kickoff	7-32	3:04	Downs
2nd	6:52	Kickoff	3-8	1:49	Punt
2nd	0:49	Kickoff	2-12	0:49	Half
3rd	8:51	Kickoff	11-53	4:20	Fumble
3rd	3:17	Punt	8-40	3:20	Field Goal
4th	10:01	Kickoff	12-75	5:27	Touchdown
4th	2:21	Punt	7-80	1:22	Touchdown

at AUBURN					
QTR	TIME	START	PL-YDS	TOP	RESULT
1st	9:09	Kickoff	12-64	5:26	Field Goal
1st	2:45	Punt	5-18	2:01	Interception
2nd	14:08	Kickoff	3-6	1:44	Punt
2nd	9:48	Kickoff	10-75	4:24	Touchdown
2nd	0:40	Kickoff	1-(-1)	0:40	End of Half
3rd	15:00	Kickoff	11-75	5:05	Touchdown
3rd	1:15	Kickoff	12-54	5:32	Fumble
4th	9:01	Punt	15-47	6:29	Downs

COASTAL CAROLINA					
QTR	TIME	START	PL-YDS	TOP	RESULT
1st	13:13	Punt	14-59	6:26	Downs
1st	3:19	Punt	6-15	3:12	Punt
2nd	13:12	Punt	3-4	1:22	Punt
2nd	10:49	Punt	8-60	3:37	Touchdown
2nd	5:08	Kickoff	8-75	3:44	Touchdown
3rd	15:00	Kickoff	3-4	0:43	Punt
3rd	13:16	Kickoff	1-0	0:10	Interception
3rd	11:19	Kickoff	12-55	6:08	Field Goal
3rd	2:28	Punt	10-70	4:59	Missed Field Goal
4th	10:00	Kickoff	8-46	3:28	Field Goal
4th	4:37	Punt	3-(-5)	0:56	Interception
4th	2:43	Kickoff	1-(-3)	0:11	Fumble
4th	2:32	Kickoff	6-25	1:40	Downs

at NORTH TEXAS					
QTR	TIME	START	PL-YDS	TOP	RESULT
1st	15:00	Kickoff	10-75	4:20	Touchdown
1st	7:04	Kickoff	3-8	1:22	Punt
1st	2:30	Missed FG	3-5	1:13	Punt
2nd	13:21	Punt	9-31	4:52	Interception
2nd	7:19	Kickoff	3-5	6:07	Punt
2nd	4:37	Punt	7-20	3:01	Punt
3rd	12:36	Fumble	4-(-2)	1:36	Punt
3rd	10:25	Kickoff	12-75	4:25	Touchdown
3rd	2:08	Kickoff	15-41	5:56	Downs
4th	10:15	Punt	10-87	4:04	Touchdown
4th	1:54	Kickoff	4-0	1:32	Downs

OPPONENT DRIVE CHART

MORGAN STATE					
QTR	TIME	OBTAINED	PL-YDS	TOP	RESULT
1st	14:54	Kickoff	11-80	6:18	Touchdown
1st	5:01	Kickoff	3-0	2:15	Punt
1st	0:39	Fumble	2-(-7)	0:20	Fumble
2nd	12:54	Kickoff	6-13	3:28	Punt
2nd	7:12	Punt	7-17	3:17	Fumble
2nd	1:54	Kickoff	5-36	0:46	Interception
3rd	10:17	Kickoff	10-75	6:04	Touchdown
3rd	1:50	Punt	3-5	1:35	Punt
4th	13:31	Punt	6-0	3:33	Punt
4th	9:27	Kickoff	3-6	1:33	Fumble
4th	7:47	Kickoff	9-75	4:23	Touchdown

TULANE					
QTR	TIME	START	PL-YDS	TOP	RESULT
1st	10:42	Kickoff	3-6	1:23	Punt
1st	9:09	Fumble	3-19	0:58	Fumble
1st	7:03	Kickoff	7-55	2:52	Touchdown
1st	3:20	Punt	7-42	2:56	Touchdown
2nd	12:20	Downs	11-57	5:28	Touchdown
2nd	4:14	Punt	9-53	4:14	Field Goal
3rd	14:53	Kickoff	12-61	6:02	Field Goal
3rd	4:31	Fumble	3-(-9)	1:14	Punt
4th	14:52	Kickoff	10-78	4:51	Touchdown
4th	5:21	Kickoff	6-29	3:00	Punt
4th	0:58	Kickoff	3-(-15)	0:58	Punt

at AUBURN					
QTR	TIME	START	PL-YDS	TOP	RESULT
1st	15:00	Kickoff	12-92	5:51	Touchdown
1st	3:35	Kickoff	3-4	0:50	Punt
1st	0:44	Interception	5-33	1:30	Touchdown
2nd	12:24	Punt	7-54	2:36	Touchdown
2nd	5:24	Kickoff	14-75	4:44	Touchdown
3rd	8:34	Kickoff	16-62	8:34	Field Goal
4th	10:43	Fumble	3-2	1:42	Punt
4th	2:32	Downs	4-15	2:32	End of Game

COASTAL CAROLINA					
QTR	TIME	START	PL-YDS	TOP	RESULT
1st	15:00	Kickoff	5-29	1:47	Punt
1st	6:47	Downs	9-29	3:28	Punt
1st	0:07	Punt	3-6	1:55	Punt
2nd	11:50	Punt	3-2	1:01	Punt
2nd	7:12	Kickoff	6-65	2:04	Touchdown
2nd	1:19	Kickoff	3-16	1:19	End of Half
3rd	14:17	Punt	3-40	1:01	Touchdown
3rd	13:06	Interception	5-20	1:47	Touchdown
3rd	5:03	Kickoff	5-23	2:35	Punt
4th	12:29	Missed FG	6-80	2:20	Touchdown
4th	6:32	Kickoff	3-(-1)	1:55	Punt
4th	3:41	Interception	4-0	0:53	Field Goal
4th	0:52	Downs	2-(-4)	0:52	End of Game

at NORTH TEXAS					
QTR	TIME	START	PL-YDS	TOP	RESULT
1st	10:40	Kickoff	8-75	3:36	Touchdown
1st	5:42	Punt	8-47	3:12	Missed FG
1st	1:17	Punt	7-3	2:56	Punt
2nd	8:29	Interception	4-35	1:10	Touchdown
2nd	6:07	Punt	3-1	1:30	Punt
2nd	1:36	Punt	7-27	1:36	Downs
3rd	15:00	Kickoff	7-39	2:24	Fumble
3rd	11:00	Punt	2-64	0:35	Touchdown
3rd	5:51	Kickoff	7-47	3:43	Touchdown
4th	11:12	Downs	3-5	0:57	Punt
4th	6:11	Kickoff	7-75	4:12	Touchdown
4th	1:32	Downs	3-(-6)	1:32	End of Game

SOUTH ALABAMA DRIVE CHART

at TROY					
QTR	TIME	START	PL-YDS	TOP	RESULT
1st	15:00	Kickoff	6-10	3:00	Punt
1st	7:12	Kickoff	9-75	4:07	Touchdown
2nd	13:38	Interception	3-7	1:43	Punt
2nd	7:29	Punt	3-8	1:47	Punt
2nd	4:10	Missed FG	3-(-5)	1:31	Punt
2nd	1:32	Kickoff	4-20	1:32	End of Half
3rd	14:45	Fumble	6-13	2:38	Field Goal
3rd	10:03	Punt	6-86	3:01	Touchdown
3rd	3:49	Kickoff	12-42	4:59	Downs
4th	6:47	Kickoff	10-75	1:54	Touchdown
4th	1:17	Punt	3-(-3)	0:59	Punt
OT			7-16		Downs

ARKANSAS STATE					
QTR	TIME	OBTAINED	PL-YDS	TOP	RESULT
1st	12:28	Punt	5-5	2:55	Punt
1st	7:11	Punt	9-75	4:21	Touchdown
1st	0:32	Punt	3-3	1:15	Punt
2nd	12:02	Kickoff	3-(-2)	2:08	Punt
2nd	7:55	Punt	3-7	1:17	Punt
2nd	4:36	Punt	6-8	2:56	Punt
3rd	15:00	Kickoff	3-6	2:03	Punt
3rd	6:41	Blocked FG	8-27	3:06	Punt
3rd	3:24	Interception	5-58	1:50	Touchdown
4th	10:43	Kickoff	3-(-18)	2:12	Punt
4th	7:51	Kickoff	12-64	1:50	Missed FG

at GEORGIA STATE					
QTR	TIME	START	PL-YDS	TOP	RESULT
1st	13:37	Punt	10-53	4:57	Touchdown
1st	7:15	Kickoff	3-75	1:03	Touchdown
1st	3:55	Kickoff	4-75	1:43	Touchdown
2nd	14:41	Punt	14-82	6:46	Touchdown
2nd	4:02	Missed FG	14-51	4:02	Missed FG
3rd	15:00	Kickoff	3-3	0:57	Punt
3rd	8:04	Kickoff	3-(-7)	1:44	Punt
4th	14:56	Kickoff	3-6	1:29	Punt
4th	9:38	Kickoff	9-70	3:59	Field Goal
4th	1:49	Fumble	6-47	2:22	Touchdown
4th	1:01	Interception	2-(-2)	1:01	End of Game

LOUISIANA					
QTR	TIME	START	PL-YDS	TOP	RESULT
--	--	--	--	--	--
--	--	--	--	--	--
--	--	--	--	--	--
--	--	--	--	--	--
--	--	--	--	--	--
--	--	--	--	--	--
--	--	--	--	--	--

at ULM					
QTR	TIME	START	PL-YDS	TOP	RESULT
--	--	--	--	--	--
--	--	--	--	--	--
--	--	--	--	--	--
--	--	--	--	--	--
--	--	--	--	--	--
--	--	--	--	--	--
--	--	--	--	--	--

SOUTHERN MISS					
QTR	TIME	START	PL-YDS	TOP	RESULT
--	--	--	--	--	--
--	--	--	--	--	--
--	--	--	--	--	--
--	--	--	--	--	--
--	--	--	--	--	--
--	--	--	--	--	--
--	--	--	--	--	--

at TEXAS STATE					
QTR	TIME	START	PL-YDS	TOP	RESULT
--	--	--	--	--	--
--	--	--	--	--	--
--	--	--	--	--	--
--	--	--	--	--	--
--	--	--	--	--	--
--	--	--	--	--	--
--	--	--	--	--	--

OPPONENT DRIVE CHART

at TROY					
QTR	TIME	START	PL-YDS	TOP	RESULT
1st	12:00	Punt	10-82	4:48	Touchdown
1st	3:05	Kickoff	9-41	4:27	Interception
2nd	11:55	Punt	8-29	4:26	Punt
2nd	5:42	Punt	4-(-2)	1:32	Missed FG
2nd	2:39	Punt	4-65	1:07	Touchdown
3rd	14:54	Kickoff	1-13	0:09	Fumble
3rd	10:03	Kickoff	3-9	1:58	Punt
3rd	7:02	Kickoff	7-75	3:12	Touchdown
4th	13:50	Downs	12-67	7:03	Field Goal
4th	1:54	Kickoff	4-14	0:37	Punt
4th	0:18	Punt	3-7	0:18	End of Half
OT			3-25		Touchdown

ARKANSAS STATE					
QTR	TIME	OBTAINED	PL-YDS	TOP	RESULT
1st	15:00	Kickoff	6-24	2:32	Punt
1st	9:33	Punt	5-17	2:22	Punt
1st	2:44	Kickoff	4-6	2:12	Punt
2nd	14:17	Punt	7-38	2:15	Field Goal
2nd	9:54	Punt	5-19	1:59	Punt
2nd	6:38	Punt	3-9	2:02	Punt
2nd	1:40	Punt	9-20	1:40	End of Half
3rd	12:57	Punt	15-69	6:16	Blocked FG
3rd	3:35	Punt	1-0	0:11	Interception
3rd	1:28	Kickoff	14-56	5:45	Field Goal
4th	8:31	Punt	2-48	0:40	Touchdown
4th	1:50	Missed FG	10-60	1:50	Field Goal

at GEORGIA STATE					
QTR	TIME	START	PL-YDS	TOP	RESULT
1st	15:00	Kickoff	3-8	1:23	Punt
1st	8:35	Kickoff	3-74	1:20	Touchdown
1st	6:12	Kickoff	6-75	2:17	Touchdown
1st	2:12	Kickoff	5-14	2:31	Punt
2nd	7:55	Kickoff	11-43	3:53	Missed FG
3rd	14:03	Punt	15-69	5:59	Field Goal
3rd	6:20	Punt	13-62	6:24	Touchdown
4th	13:27	Punt	9-65	3:49	Touchdown
4th	4:11	Kickoff	3-20	1:20	Fumble
4th	1:49	Kickoff	4-20	0:48	Interception

LOUISIANA					
QTR	TIME	START	PL-YDS	TOP	RESULT
--	--	--	--	--	--
--	--	--	--	--	--
--	--	--	--	--	--
--	--	--	--	--	--
--	--	--	--	--	--
--	--	--	--	--	--
--	--	--	--	--	--

at ULM					
QTR	TIME	START	PL-YDS	TOP	RESULT
--	--	--	--	--	--
--	--	--	--	--	--
--	--	--	--	--	--
--	--	--	--	--	--
--	--	--	--	--	--
--	--	--	--	--	--
--	--	--	--	--	--

SOUTHERN MISS					
QTR	TIME	START	PL-YDS	TOP	RESULT
--	--	--	--	--	--
--	--	--	--	--	--
--	--	--	--	--	--
--	--	--	--	--	--
--	--	--	--	--	--
--	--	--	--	--	--
--	--	--	--	--	--

at TEXAS STATE					
QTR	TIME	START	PL-YDS	TOP	RESULT
--	--	--	--	--	--
--	--	--	--	--	--
--	--	--	--	--	--
--	--	--	--	--	--
--	--	--	--	--	--
--	--	--	--	--	--
--	--	--	--	--	--

DRIVE SUPERLATIVES

Longest Drive	South Alabama	Opponents
No. of Plays	15	16
By No. of Yards	87	92
By Time of Possession	6:46	8:34
Shortest Drive	South Alabama	Opponents
No. of Plays	1	1
By No. of Yards	-18	-15
By Time of Possession	0:07	0:09

SCORING DRIVE BREAKDOWN

Yardage No. Drive	SOUTH ALABAMA		Opponent	
	TD	FG	TD	FG
Neg. Yards	--	--	--	--
0-9	1	--	--	1
10-19	--	2	--	--
20-29	--	--	2	--
30-39	1	--	2	1
40-49	2	2	4	--
50-59	2	1	3	2
60-69	1	1	5	5
70-79	15	1	8	1
80-89	4	--	3	--
90-99	--	--	1	--

GAME-OPENING DRIVES

	SOUTH ALABAMA			Opponent		
	PTS	1STS	YDS	PTS	1STS	YDS
Morgan State	7	3	75	7	5	80
Tulane	7	5	75	0	0	6
at Auburn	3	4	64	7	5	92
Coastal Carolina	0	4	59	0	1	29
at North Texas	7	3	75	7	3	75
at Troy	0	1	10	7	5	82
Arkansas State	0	1	5	0	1	24
at Georgia State	7	4	53	0	0	8
Louisiana	--	--	--	--	--	--
at ULM	--	--	--	--	--	--
Southern Miss	--	--	--	--	--	--
at Texas State	--	--	--	--	--	--

THREE AND OUTS

	SOUTH ALABAMA THREE AND OUTS/DRIVES	Opponent THREE AND OUTS/DRIVES
Morgan State	1/12	2/11
Tulane	2/11	3/11
at Auburn	1/8	2/8
Coastal Carolina	3/13	3/13
at North Texas	3/11	3/12
at Troy	4/12	2/12
at Arkansas State	5/11	1/12
at Georgia State	3/11	1/10
Louisiana	--	--
at ULM	--	--
Southern Miss	--	--
at Texas State	--	--

SECOND-HALF OPENING DRIVES

	SOUTH ALABAMA			Opponent		
	PTS	1STS	YDS	PTS	1STS	YDS
Morgan State	7	5	75	7	5	75
Tulane	0	3	53	3	3	61
at Auburn	7	4	75	3	4	62
Coastal Carolina	0	0	4	7	1	40
at North Texas	0	1	-2	0	2	39
at Troy	3	1	13	0	0	13
Arkansas State	0	0	6	0	5	69
at Georgia State	0	0	3	3	5	69
Louisiana	--	--	--	--	--	--
at ULM	--	--	--	--	--	--
Southern Miss	--	--	--	--	--	--
at Texas State	--	--	--	--	--	--

2025 STATISTICS

STARTING LINEUPS

Offense	WR	TE	LT	LG	C	RG	RT	WR/TE	WR	QB	RB
Morgan State	Voisin	McCrumby	Davis	Wiggins	Preciado	Hale	Hubbard	Trent Thomas	Eager	Davenport	Bullock
Tulane	Voisin	McCrumby	Davis	Wiggins	Preciado	Hale	Hubbard	Trent Thomas	M. Woods	Davenport	Bullock
at Auburn	Scott	McCrumby	Davis	Wiggins	Preciado	Hale	Hubbard	Trent Thomas	M. Woods	Davenport	Bullock
Coastal Carolina	Voisin	McCrumby	Davis	Wiggins	Preciado	Hale	Hubbard	Trent Thomas	Eager	Davenport	Bullock
at North Texas	Voisin	McCrumby	Davis	Wiggins	Preciado	Hale	Hubbard	Trent Thomas	Scott	Davenport	Bullock
at Troy	Voisin	McCrumby	Davis	Wiggins	Preciado	Hale	Hubbard	Trent Thomas	Jenkins	Davenport	Bullock
Arkansas State	Voisin	McCrumby	Davis	Wiggins	Preciado	Jerido	Hubbard	Jenkins	Scott	Davenport	Bullock
at Georgia State	Voisin	McCrumby	Davis	Wiggins	Preciado	Hale	Hubbard	Jenkins	Scott	Davenport	Bullock
Louisiana											
at ULM											
Southern Miss											
at Texas State											

Defense	BANDIT	NT	DT	WOLF	MIKE	STINGER	CB	HUSKY/LB	ROVER	FS	CB
Morgan State	Tyler Thomas	Smith IV	Moss	T. Johnson	Myrick	McKenzie	Henderson	Harris	Goodwill	Miller	Chandler
Tulane	Jennings	Smith IV	Moss	T. Johnson	Myrick	McKenzie	Henderson	Hughes	Goodwill	Miller	Darby
at Auburn	S. Johnson	Smith IV	Moss	Henry	Dozier	McKenzie	Henderson	Hughes	Wallace	Miller	Chandler
Coastal Carolina	Tyler Thomas	Smith IV	Moss	T. Johnson	Myrick	McKenzie	Henderson	Wallace	Goodwill	Miller	Chandler
at North Texas	Tyler Thomas	Smith IV	Moss	T. Johnson	Myrick	McKenzie	Henderson	Harris	Wallace	Miller	Chandler
at Troy	Tyler Thomas	Smith IV	Moss	T. Johnson	Myrick	McKenzie	Henderson	Young	Wallace	Miller	Chandler
Arkansas State	Waller	Smith IV	Wiseman	T. Johnson	Myrick	McKenzie	Henderson	Harris	Wallace	Miller	Chandler
at Georgia State	Waller	Smith IV	Wiseman	T. Johnson	Myrick	McKenzie	Henderson	Harris	Wallace	Miller	Chandler
Louisiana											
at ULM											
Southern Miss											
at Texas State											

STARTERS CHART (AT SOUTH ALABAMA)

QUARTERBACKS	CAREER	STREAK	OFFENSIVE LINE	CAREER	STREAK	LINEBACKERS	CAREER	STREAK
Bishop Davenport	10	9	Jordan Davis	30	22	Blayne Myrick	20	5
			Malachi Preciado	21	21	Darius McKenzie	16	16
RUNNING BACKS	CAREER	STREAK	Kenton Jerido	15	--	Tirell Johnson	7	5
Kentrel Bullock	22	20	Asher Hale	10	1	Dalton Hughes	2	--
			Amauri Wiggins	8	8	Caleb Dozier	1	--
RECEIVERS	CAREER	STREAK	Ethan Hubbard	8	8	DEFENSIVE BACKS	CAREER	STREAK
Devin Voisin	32	5	DEFENSIVE LINE	CAREER	STREAK	Wesley Miller	20	20
Anthony Eager	3	--	Tyler Thomas	7	--	Jayvon Henderson	8	8
Micah Woods	2	--	Ed Smith IV	8	8	Nehemiah Chandler	7	6
Jeremy Scott	4	2	RJ Moss	6	--	Mike Harris	7	2
Brendan Jenkins	3	3	Emmanuel Waller	2	2	Christopher Wallace Jr.	6	6
TIGHT ENDS	CAREER	STREAK	Dominic Wiseman	2	2	Ty Goodwill	3	--
Trent Thomas	11	--	Nate Jennings	1	--	Dallas Young	1	--
Miller McCrumby	8	8	Stephen Johnson	1	--	Damyron Darby	1	--

TIME OF POSSESSION

Opponent	Result	Overall	1st Qtr	2nd Qtr	3rd Qtr	4th Qtr	Total
Morgan State	W, 38-21	1-0	6:01	7:29	7:21	5:31	26:22
Tulane	L, 31-33	1-1	6:37	5:18	7:37	5:59	25:31
at Auburn	L, 15-31	1-2	7:27	6:54	6:20	10:46	31:27
Coastal Carolina	L, 20-38	1-3	9:38	8:43	9:29	8:51	36:41
at North Texas	L, 22-36	1-4	6:55	9:05	8:09	8:19	32:28
at Troy	L, 24-31	1-5	7:07	6:33	9:29	7:02	30:11
Arkansas State	L, 14-15	1-6	7:48	7:04	6:59	8:13	30:04
at Georgia State	W, 38-31	2-6	7:43	10:48	2:41	8:51	30:03
Louisiana	--	--	--	--	--	--	--
at ULM	--	--	--	--	--	--	--
Southern Miss	--	--	--	--	--	--	--
at Texas State	--	--	--	--	--	--	--

LAST TIME (SOUTH ALABAMA PLAYER)

OFFENSE

Rushed 30 times in a game: La'Damian Webb (35) at Georgia Southern, 11/5/22
Rushed 40 times in a game: n/a
Rushed for 100 yards in a game: Kentrel Bullock (114) at Georgia State, 10/23/25
Rushed for 150 yards in a game: La'Damian Webb (163) vs. Arkansas State, 11/11/23
Rushed for 200 yards in a game: La'Damian Webb (247) at Georgia Southern, 11/5/22
Rushed for 100 yards in consecutive games: Kentrel Bullock vs. Morgan State (127), 8/30/25 & vs. Tulane (109), 9/6/25
QB rushed for 100 yards in a game: Gio Lopez (105) at App State, 9/19/24
Rushed for 2 TDs in a game: Kentrel Bullock (2), at Georgia State, 10/23/25
Rushed for 3 TDs in a game: La'Damian Webb (4) vs. Southern Miss, 10/17/23
Rushed for 4 TDs in a game: La'Damian Webb (4) vs. Southern Miss, 10/17/23
Rushed for 2 TDs in consecutive games: Fluff Bothwell (2) vs. ULM, 10/26/24 & (2) vs. Georgia Southern, 11/2/24
Passed for 300 yards in a game: Gio Lopez (432) vs. North Texas, 8/31/24
Passed for 400 yards in a game: Gio Lopez (432) vs. North Texas, 8/31/24
Completed 30 passes in a game: Carter Bradley (49) vs. Louisiana, 10/28/23
Attempted 40 passes in a game: Carter Bradley (49) vs. Louisiana, 10/28/23
Attempted 50 passes in a game: Carter Bradley (50) at James Madison, 9/30/23
Threw for 3 TDs in a game: Gio Lopez (3) at Southern Miss, 11/23/24
Threw for 4 TDs in a game: Gio Lopez (4) vs. Northwestern State, 9/12/24
Threw for 5 TDs in a game: n/a
Had 300 yards of total offense in a game: Bishop Davenport (356) vs. Western Michigan, 12/14/24
Had 400 yards of total offense in a game: Gio Lopez (494) vs. North Texas, 8/31/24
Accounted for 3 TDs in a game: Bishop Davenport (3) at Georgia State, 10/23/25
Accounted for 4 TDs in a game: Gio Lopez (4) vs. Northwestern State, 9/12/24
Accounted for 5 TDs in a game: Jake Bentley vs. Georgia Southern, 10/14/21
Caught 10 passes in a game: Jamaal Pritchett (10) vs. Texas State, 11/29/24
Had 100 yards receiving in a game: Jeremy Scott (121) at Georgia State, 10/23/25
Had 150 yards receiving in a game: Devin Voisin (152) vs. Tulane, 9/6/25
Had 200 yards receiving in a game: Jalen Tolbert (252) at Arkansas State, 11/28/20
Had 100 yards receiving in consecutive games: Jamaal Pritchett (170) at Louisiana, 11/16/24 & (102) at Southern Miss, 11/23/24
Caught 2 TDs in a game: Devin Voisin (2) vs. Tulane, 9/6/25
Caught 3 TDs in a game: D.J. Thomas-Jones (3) at Texas State, 11/25/23
Caught 2 TDs in consecutive games: DJ Thomas-Jones (3) at Texas State, 12/23/23 and (2) vs. Eastern Michigan, 12/23/23
Scored 3 TDs in a game: D.J. Thomas-Jones (3) at Texas State, 11/25/23
Scored 4 TDs in a game: La'Damian Webb (4) vs. Southern Miss, 10/17/23
Scored 5 TDs in a game: n/a
Scored a rushing and receiving TD in the same game: La'Damian Webb vs. Marshall, 11/18/23
Scored a receiving TD and returned a punt for a TD in the same game: Jamaal Pritchett vs. Northwestern State, 9/12/24
Had 100 yards rushing and 100 yards passing in the same game: Gio Lopez (154 passing, 105 rushing) at App State, 9/19/24
Had 100 yards rushing and 100 yards receiving in the same game: n/a
Had 100 kickoff return yards in a game: Tra Minter (115) vs. Louisiana, 11/16/19
Had 100 punt return yards in a game: n/a
Had 200 all-purpose yards in a game: Caullin Lacy (216) at ULM, 10/7/23
Had a 50-yard run: Bishop Davenport (56) at Troy, 10/4/25
Had a 60-yard run: La'Damian Webb (60) vs. Arkansas State, 11/11/23
Had a 70-yard run: Xavier Johnson (70) vs. Presbyterian, 11/19/16
Had an 80-yard run: Xavier Johnson (92) vs. Gardner-Webb, 9/5/15
Completed a 50-yard pass: Bishop Davenport to Devin Voisin (55) at Georgia State, 10/23/25
Completed a 60-yard pass: Bishop Davenport to Jeremy Scott (74) at Georgia State, 10/23/25
Completed a 70-yard pass: Bishop Davenport to Jeremy Scott (74) at Georgia State, 10/23/25
Completed an 80-yard pass: Carter Bradley to Caullin Lacy (84) vs. Southeastern Louisiana, 9/9/23

DEFENSE

Recorded 10 tackles: Wesley Miller (11), Tirrell Johnson (10), Darius McKenzie (10) at Georgia State, 10/23/25
Recorded 15 tackles: Quentin Wilfawn (15) vs. Louisiana, 10/28/23
Recorded 10+ tackles in consecutive games: Darius McKenzie (10) vs. Arkansas State 10/14/25 & (10) at Georgia State 10/23/25
Recorded 10+ tackles in three consecutive games: Quentin Wilfawn (15) vs. Louisiana, 10/28/23, (11) at Troy, 11/2/23, (10) vs. Arkansas State, 11/11/23
Had 2 players with 10 tackles in the same game: Wesley Miller (11), Tirrell Johnson (10), Darius McKenzie (10) at Georgia State, 10/23/25
Recorded 3 tackles for loss: Blayne Myrick (3) vs. Arkansas State, 10/14/25
Recorded 2 sacks: (3.5) Quentin Wilfawn, vs. Arkansas State, 11/11/23
Intercepted 2 passes: Yam Banks vs. Louisiana Tech, 9/24/22
Intercepted 3 passes: Scott Brownell vs. Georgia Military J.C., 10/10/09
Intercepted a pass in consecutive games: Nehemiah Chandler at Troy 10/4/25 & vs. Arkansas State, 10/14/25
Intercepted pass and returned for a touchdown: Blayne Myrick vs. Texas State, 11/29/24
Broke up 3 passes: Nehemiah Chandler (3) at Georgia State, 10/23/25
Broke up 4 passes: Ty Goodwill (4) vs. Morgan State, 8/30/25
Forced 2 fumbles in the same game: Yam Banks vs. Southern Mississippi, 9/4/21
Recovered 2 fumbles in the same game: Maleki Harris at Hawai'i, 12/1/12

SPECIAL TEAMS

Scored 11 points in a game kicking: Laith Marjan (12) vs. Georgia Southern, 11/2/24
Scored 15 points in a game kicking: Lawson McGlon vs. Georgia State, 10/30/10
Kicked 3 FGs in a game: Laith Marjan vs. Georgia Southern, 11/2/24
Kicked 4 FGs in a game: Aleem Sunanon at South Carolina, 11/22/14
Kicked 5 FGs in a game: n/a
Kicked a game-winning FG: Diego Guajardo Louisiana, 10/1/22 (0:00 left)
Kicked a 50-yard FG: Diego Guajardo (51) at Texas State, 11/25/23
Kicked 2 50-yard FGs in the same game: n/a
Had a 50-yard punt: Aleksii Pulkkinen (53) vs. Arkansas State, 10/14/25
Had a 60-yard punt: Jack Brooks (66) vs. Coastal Carolina, 11/26/21
Had a 70-yard punt: Brandon McKee (74) vs. Troy, 10/20/16

LAST TIME (SOUTH ALABAMA TEAM)

Had 30 first downs: vs. Southern Miss (34), 10/17/23
Had fewer than 10 first downs: vs. Georgia Southern (4), 10/3/19
Had 300 yards rushing: vs. ULM (355), 10/26/24
Had 400 yards rushing: vs. Jackson State (413), 9/7/19
Had fewer than 100 yards rushing: at Texas State (77), 11/25/23
Had 5 rushing TDs: at App State (5), 9/19/24
Completed 25 passes in a game: (26) vs. North Texas, 8/31/24
Completed 30 passes in a game: (30) vs. Texas State, 11/29/24
Attempted 40 passes: (49) vs. North Texas, 8/31/24
Attempted 50 passes: at James Madison, 9/30/23
Had 300 yards passing: (432) vs. North Texas, 8/31/24
Had 400 yards passing: (432) vs. North Texas, 8/31/24
Attempted less than 10 passes: n/a
Had less than 100 yards passing: vs. Appalachian State (52), 10/26/19
Had 5 passing TDs: n/a
Had 500 yards of total offense: vs. Western Michigan (537), 12/14/24
Had 600 yards of total offense: vs. Northwestern State (620), 9/12/24
Had fewer than 100 yards of total offense: n/a
Scored 40 points: vs. ULM (46), 10/26/24
Scored 50 points: vs. Northwestern State (87), 9/12/24
Scored 60 points: vs. Northwestern State (87), 9/12/24
Scored a safety: vs. ULM, 10/26/24 (Snapped through the end zone)
Scored a safety in consecutive games: vs. Troy, 10/15/24 & vs. ULM, 10/26/24
Scored a touchdown on defense: vs. Texas State, 11/29/24 (Blayne Myrick, 33-yard interception return)
Scored a touchdown on special teams: vs. Northwestern State, 9/12/24 (Jamaal Pritchett, 62-yard punt return)
Scored a touchdown on offense, defense and special teams: vs. Northwestern State, 9/12/24
Scored a touchdown on its first offensive play of the game: vs. Northwestern State, 9/12/24 (Gio Lopez 39-yard pass to Jeremiah Webb)
Scored a touchdown on the opening play of the game: vs. Air Force, 12/30/16 (Dallas Davis 75 yd pass to Josh Magee)
Returned a punt for a TD: vs. Northwestern State, 9/12/24 (Jamaal Pritchett, 62-yard punt return)
Returned a blocked punt for a TD: at Tulane, 9/7/13 (Terrance Timmons 12 yds)
Returned a blocked FG for a TD: vs. Alabama A&M, 9/16/17 (Gus Nave 83 yds)
Returned a kickoff for a TD: vs. Nicholls, 9/24/16 (Xavier Johnson 95 yds)
Returned the opening kickoff for a TD: vs. Nicholls, 9/24/16 (Xavier Johnson 95 yds)
Returned an interception for a TD: vs. Texas State, 11/29/24 (Blayne Myrick, 33-yard interception return)
Returned a fumble for a TD: vs. San Diego State, 10/1/16 (Devon Earl 80 yds)
Was held scoreless in a half: at Louisiana, 11/16/24 (2nd)
Was held scoreless in the first half: vs. Louisiana, 10/28/23
Was held scoreless: vs. Troy, 12/5/20
Was held scoreless at home: vs. Troy, 12/5/20
Did not score a touchdown: vs. Troy, 10/20/22
Did not score an offensive touchdown: vs. Troy, 10/20/22
Did not commit a turnover: at Georgia State, 10/23/25
Lost 3 fumbles: (3), 10/28/23
Had 3 passes intercepted: vs. Coastal Carolina, 11/26/21
Had 5 or more turnovers: vs. Louisiana (5), 10/28/23
Had a 100-yd rusher and 100-yd receiver in the same game: Kentrel Bullock (113) & Jeremy Scott (121) at Georgia State 10/23/25
Had 2 100-yd rushers in the same game: Kentrel Bullock (141) & Fluff Bothwell (119) vs. ULM, 10/26/24
Had 2 100-yd passers in the same game: Gio Lopez (192) and Desmond Trotter (115) vs. Eastern Michigan, 12/23/23
Had 2 100-yd receivers in the same game: Jamaal Pritchett (168) and Caullin Lacy (131) vs. Louisiana, 10/28/23
Had 3 100-yd receivers in the same game: Devin Voisin (141), Caullin Lacy (133) and Jalen Wayne (127) vs. ULM, 10/15/22
Blocked a punt: at Arkansas State, 10/29/22 (Ja'juan Townsend)
Blocked a FG attempt: vs. Arkansas State, 10/14/25 (Ed Smith IV)
Blocked a PAT: vs. Louisiana, 11/12/15 (Jeremy Reaves)
Had a punt blocked: vs. North Texas, 8/31/24
Had a FG blocked: vs. Louisiana, 11/16/19
Had a PAT blocked: vs. Louisiana, 10/2/21
Did not punt: vs. Northwestern State, 9/12/24
Had 10 punts: vs. Appalachian State, 10/26/19
Held an opponent scoreless in a half: vs. ULM, 10/26/24 (2nd)
Held an opponent scoreless in the first half: vs. Marshall, 11/18/23 (2nd)
Held an opponent scoreless: vs. Marshall, 11/18/23 (2nd)
Held an opponent scoreless on the road: at Lamar, 10/16/10

Held an opponent without a touchdown: vs. Marshall, 11/18/23 (2nd)
Held an opponent without an offensive touchdown: vs. Marshall, 11/18/23 (2nd)
Held an opponent to 10 or less first downs: [8] vs. Northwestern State, 9/12/24
Held an opponent to 5 or less first downs: vs. Edward Waters, 9/25/10
Forced 5 turnovers: vs. Louisiana Tech (5), 9/24/22
Recovered 3 fumbles: vs. Morgan State (3), 8/30/25
Intercepted 3 passes: vs. Troy, 10/15/24
Had 5 sacks: vs. Coastal Carolina, 11/26/21
Broke up 10 passes: n/a
Held an opponent under 300 yards of total offense: vs. Coastal Carolina, 9/20/25
Held an opponent under 200 yards of total offense: vs. Troy, 10/15/24
Held an opponent under 100 yards of total offense: vs. Pikeville (88), 9/4/10
Held an opponent negative rushing yards: at Arkansas State (-19), 10/29/22
Held an opponent under 100 yards rushing: vs. Troy (36), 10/15/24
Held opponents under 100 yards rushing in back-to-back games: at Georgia Southern vs. Southeastern Louisiana (81), 9/9/23 and at Oklahoma State (94), 9/16/23
Held an opponent under 100 yards passing: vs. Eastern Michigan (73), 12/23/23
Did not allow a sack: vs. Western Michigan, 12/14/24
Had no penalties: n/a
Had 10 penalties: vs. Arkansas State (13), 10/14/25
Had 100 penalty yards: vs. Arkansas State (115), 10/14/25
Had 35 minutes of possession time: vs. Coastal Carolina (36:41), 9/20/25
Had 40 minutes of possession time: n/a
Won a game without scoring an offensive TD: vs. Nicholls State, 9/8/12 (9-3)
Won a game when trailing after three quarters: at Southern Miss, 11/19/22 (USM led 17-13)
Won a game when trailing by 10 or more points: vs. Western Michigan, 12/14/24 (WMU led 10-0)
Scored in the final minute of regulation to win a game: at Louisiana, 10/1/22 (Diego Guajardo 43 yd FG with 0:00 left)
Scored on the final play to win a game: at Louisiana, 10/1/22 (Diego Guajardo 43 yd FG with 0:00 left)
Was involved in an overtime game: at Troy, 10/4/25
Played as a ranked team: n/a
Won as a ranked team: n/a
Won as a ranked team on the road: n/a
Played a ranked team: at Auburn, 9/13/25 (24th)
Beat a ranked team: vs. San Diego State, 10/1/16 (19th)
Beat a ranked team on the road: n/a

SOUTH ALABAMA CAREER HIGHS (OFFENSE)

Quarterbacks

4 – Bishop Davenport

Completions	23, at Ohio, 9/7/24
Pass Attempts	37, at Ohio, 9/7/24
Yards Passing	280, at Georgia State, 10/23/25
TDs Passing	2, 6x, Last: at Georgia State, 10/23/25
Longest Completion	74, at Georgia State, 10/23/25
Rushing Attempts	16, at North Texas, 9/27/25
Rushing Touchdowns	1, 4x, Last: at Troy 10/4/25
Yards Rushing	85, vs. Western Michigan, 12/14/24
Longest Rush	56, at Troy 10/4/25
Total Offense Yds	356, vs. Western Michigan, 12/14/24
TDs Accounted For	3, 3x, Last: at Troy 10/4/25

7 – Jared Hollins

Completions	1, 2x, Last: at North Texas, 9/27/25
Pass Attempts	1, 2x, Last: at North Texas, 9/27/25
Yards Passing	8, vs. Morgan State, 8/30/25
TDs Passing	--
Longest Completion	8, vs. Morgan State, 8/30/25
Rushing Attempts	--
Rushing Touchdowns	--
Yards Rushing	--
Longest Rush	--
Total Offense Yds	8, vs. Morgan State, 8/30/25
TDs Accounted For	--

Running Backs

3 – Kentrell Bullock

100-yard Rushing Games	7, Last: at Georgia State, 10/23/25
Rushing Attempts	24, vs. Tulane, 9/6/25
Yards Rushing	141, vs. ULM, 10/26/24
TDs Rushing	2, 4x, Last: at Georgia State, 10/23/25
Longest Rush	59, vs. Northwestern State, 9/12/24
Receptions	3, 4x, Last: vs. Arkansas State, 10/4/25
Yards Receiving	41, at Arkansas State, 10/5/24
Longest Reception	30, at ULM, 10/7/23

21 – Keenan Phillips

Rushing Attempts	14, at Georgia State, 10/23/25
Yards Rushing	104, vs. Coastal Carolina, 9/20/25
TDs Rushing	--
Longest Rush	54, vs. Coastal Carolina, 9/20/25
Receptions	1, 4x, Last: at Georgia State, 10/23/25
Yards Receiving	8, at Georgia State, 10/23/25
Longest Reception	2, at Auburn, 9/13/25
All-Purpose Yards	47, vs. Arkansas State, 10/4/25

22 – PJ Martin

Rushing Attempts	11, at Auburn, 9/13/25
Yards Rushing	72, vs. Northwestern State, 9/12/24
TDs Rushing	1, 4x, Last: vs. Arkansas State, 10/14/25
Longest Rush	45, vs. Northwestern State, 9/12/24
Receptions	3, at North Texas, 9/27/25
Yards Receiving	42, at North Texas, 9/27/25
Longest Reception	35, at North Texas, 9/27/25
All-Purpose Yards	102, at North Texas, 9/27/25

25 – Trae'von Dunbar

Rushing Attempts	2, vs. Morgan State, 8/30/25
Yards Rushing	7, vs. Morgan State, 8/30/25
TDs Rushing	--
Longest Rush	4, vs. Morgan State, 8/30/25
Receptions	--
Yards Receiving	--
Longest Reception	--
All-Purpose Yards	7, vs. Morgan State, 8/30/25

Wide Receivers/Tight Ends

1 – Devin Voisin

TD Receptions	2, 2x, Last: vs. Tulane, 9/6/25
100-Yard Games	4, Last: 152 vs. Tulane, 9/6/25
Receptions	11, vs. Western Kentucky, 12/21/22
Yards Receiving	153, vs. Western Kentucky, 12/21/22
Longest Reception	65, vs. Tulane, 9/6/25

2 – Miller McCrumby

TD Receptions	--
100-Yard Games	--
Receptions	4, vs. Tulane, 9/6/25
Yards Receiving	32, vs. Morgan State, 8/30/25
Longest Reception	32, vs. Morgan State, 8/30/25

6 – Micah Woods

TD Receptions	1, at Troy 10/4/25
100-Yard Games	--
Receptions	2, vs. Arkansas State, 10/4/25
Yards Receiving	33, at Troy 10/4/25
Longest Reception	33, at Troy 10/4/25

9 – Jeremy Scott

TD Receptions	1, 2x, Last: at Georgia State, 10/23/25
100-Yard Games	1, Last: at Georgia State, 10/23/25
Receptions	3, at Georgia State, 10/23/25
Yards Receiving	121, at Georgia State, 10/23/25
Longest Reception	74, at Georgia State, 10/23/25

11 – Anthony Eager

TD Receptions	1, 3x, Last: vs. Morgan State, 8/30/25
100-Yard Games	--
Receptions	8, at Auburn, 9/13/25
Yards Receiving	91, at LSU, 9/28/24
Longest Reception	38, at LSU, 9/28/24

12 – Brendan Jenkins

TD Receptions	1, at Georgia State, 10/23/25
100-Yard Games	--
Receptions	3, at Georgia State, 10/23/25
Yards Receiving	36, vs. Coastal Carolina, 9/20/25
Longest Reception	30, vs. Coastal Carolina, 9/20/25

18 – Keyshawn Woodyard

TD Receptions	--
100-Yard Games	--
Receptions	2, at ULM, 10/7/23
Yards Receiving	34, at ULM, 10/7/23
Longest Reception	21, at ULM, 10/7/23

19 – Rod Gibbs

TD Receptions	1, at North Texas, 9/27/25
100-Yard Games	--
Receptions	2, 2x, Last: vs. Arkansas State, 10/4/25
Yards Receiving	14, vs. Coastal Carolina, 9/20/25
Longest Reception	14, vs. Coastal Carolina, 9/20/25

82 – Trent Thomas

TD Receptions	--
100-Yard Games	--
Receptions	1, 2x, Last: at Auburn, 9/13/25
Yards Receiving	16, at Auburn, 9/13/25
Longest Reception	16, at Auburn, 9/13/25

SOUTH ALABAMA CAREER HIGHS (DEFENSE)

0 – Christopher Wallace Jr.

Total Tackles	13, at North Texas, 9/27/25
Solo Tackles	8, at Auburn, 9/13/25
Tackles for Loss	2, vs. Tulane, 9/6/25
Forced Fumbles	1, at North Texas, 9/27/25
Fumbles Recovered	1, 2x, Last: at Troy 10/4/25
Interceptions	–
Long Int. Return	–
Passes Broken Up	–

1 – Wesley Miller

Total Tackles	11, at Georgia State, 10/23/25
Solo Tackles	6, vs. Texas State, 11/29/24
Tackles for Loss	2, at Ohio, 9/7/24
Forced Fumbles	–
Fumbles Recovered	1, 2x, Last: at Louisiana, 11/16/24
Interceptions	1, 5x, Last: vs. Morgan State, 8/30/25
Long Int. Return	57, vs. ULM, 10/26/24
Passes Broken Up	1, 3x, Last: vs. Morgan State, 8/30/25

2 – Jayvon Henderon

Total Tackles	6, vs. Arkansas State, 10/4/25
Solo Tackles	4, vs. Arkansas State, 10/4/25
Tackles for Loss	1, vs. Coastal Carolina, 9/20/25
Forced Fumbles	–
Fumbles Recovered	1, 2x, Last: at Georgia State, 10/23/25
Interceptions	–
Long Int. Return	–
Passes Broken Up	2, 2x, Last: at Georgia State, 10/23/25

3 – Tywon Wray Jr.

Total Tackles	1, vs. Tulane, 9/6/25
Solo Tackles	–
Tackles for Loss	–
Forced Fumbles	–
Fumbles Recovered	–
Interceptions	–
Long Int. Return	–
Passes Broken Up	–

6 – Nehemiah Chandler

Total Tackles	6, vs. Arkansas State, 10/4/25
Solo Tackles	4, vs. Arkansas State, 10/4/25
Tackles for Loss	1.5, at Troy 10/4/25
Forced Fumbles	–
Fumbles Recovered	–
Interceptions	1, 2x, Last: vs. Arkansas State, 10/4/25
Long Int. Return	–
Passes Broken Up	3, at Georgia State, 10/23/25

7 – Ty Goodwill

Total Tackles	10, vs. Morgan State, 8/30/25
Solo Tackles	5, vs. Morgan State, 8/30/25
Tackles for loss	1.5, vs. Morgan State, 8/30/25
Forced Fumbles	–
Fumbles Recovered	–
Interceptions	1, vs. ULM, 10/26/24
Long Int. Return	–
Passes Broken Up	4, vs. Morgan State, 8/30/25

8 – Mike Harris

Total Tackles	6, at Georgia State, 10/23/25
Solo Tackles	4, vs. Arkansas State, 10/4/25
Forced Fumbles	1, vs. Tulane, 9/6/25
Interceptions	–
Long Int. Return	–
Passes Broken Up	1, 2x, last vs. Marshall, 11/18/23

9 – Emmanuel Waller

Total Tackles	3, vs. Arkansas State, 10/4/25
Solo Tackles	1, 3x, Last: vs. Arkansas State, 10/4/25
Tackles For Loss	1, vs. Arkansas State, 10/4/25
Sacks	–
Forced Fumbles	–
Fumble Recoveries	1, vs. Morgan State, 8/30/25

10 – Dalton Hughes

Total Tackles	7, vs. ULM, 10/26/24
Solo Tackles	3, 2x, Last: at North Texas, 9/27/25
Tackles For Loss	1, 3x, Last: vs. Troy, 10/15/24
Sacks	1, vs. Troy, 10/15/24
Interceptions	–
Fumbles Recoveries	1, at North Texas, 9/27/25
Passes Broken Up	–

11 – Anthony Brown

Total Tackles	4, at Troy 10/4/25
Solo Tackles	2, at Troy 10/4/25
Tackles for Loss	–
Forced Fumbles	–
Fumbles Recovered	–
Interceptions	–
Long Int. Return	–
Passes Broken Up	1, at North Texas, 9/27/25

14 – Cole Blaylock

Total Tackles	3, vs. Georgia Southern, 11/2/24
Solo Tackles	1, 6x, Last: vs. Arkansas State, 10/4/25
Forced Fumbles	–
Fumbles Recovered	–
Interceptions	–
Long Int. Return	–
Passes Broken Up	–

15 – Chrystyle Caldwell

Total Tackles	4, at Southern Miss, 11/23/24
Solo Tackles	2, 2x, Last: vs. Western Michigan, 12/14/24
Tackles For Loss	0.5, vs. Northwestern State, 9/12/24
Interceptions	1, vs. Northwestern State, 9/12/24
Long Int. Return	1, vs. Northwestern State, 9/12/24
Passes Broken Up	–

16 – Brian Dillard

Total Tackles	2, 2x, Last: at Auburn, 9/13/25
Solo Tackles	2, 2x, Last: at Auburn, 9/13/25
Interceptions	–
Long Int. Return	–
Passes Broken Up	1, vs. Tulane, 9/6/25

17 – Dallas Young

Total Tackles	1, 5x, Last: at Georgia State, 10/23/25
Solo Tackles	1, at Auburn, 9/13/25
Tackles for Loss	1, at Auburn, 9/13/25
Forced Fumbles	–
Fumbles Recovered	–
Interceptions	–
Long Int. Return	–
Passes Broken Up	–

18 – R.J. Moss Jr.

Total Tackles	4, 2x, Last: vs. Arkansas State, 10/4/25
Solo Tackles	2, 2x, Last: vs. Arkansas State, 10/4/25
Fumbles Forced	–
Fumbles Recovered	1, vs. Morgan State, 8/30/25
Sacks	–
Tackles for Loss	1, at Arkansas State, 10/5/24

20 – Tirrell Johnson

Total Tackles	10, at Georgia State, 10/23/25
Solo Tackles	8, at Troy 10/4/25
Tackles For Loss	1.5, vs. Morgan State, 8/30/25
Sacks	1, at Auburn, 9/13/25
Interceptions	1, at Georgia State, 10/23/25
Long Int. Return	22, at Georgia State, 10/23/25
Forced Fumbles	1, 2x, Last: at Georgia State, 10/23/25

22 – Caleb Dozier

Total Tackles	10, vs. Tulane, 9/6/25
Solo Tackles	4, 2x, Last: at Auburn, 9/13/25
Tackles For Loss	0.5, vs. Arkansas State, 10/4/25
Sacks	–
Interceptions	–
Long Int. Return	–
Passes Broken Up	–

24 – Damyrion Darby

Total Tackles	4, vs. Morgan State, 8/30/25
Solo Tackles	2, 2x, Last: at Troy 10/4/25
Interceptions	–
Long Int. Return	–
Passes Broken Up	–

25 – Tre'Mon Henry

Total Tackles	2, vs. Morgan State, 8/30/25
Solo Tackles	1, vs. Morgan State, 8/30/25
Tackles For Loss	1, vs. Morgan State, 8/30/25
Sacks	–
Interceptions	–
Long Int. Return	–
Passes Broken Up	–

26 – Parker Shattuck

Total Tackles	3, vs. Texas State, 11/29/24
Solo Tackles	2, 2x, Last: at Georgia State, 10/23/25
Tackles For Loss	1.5, at Southern Miss, 11/23/24
Sacks	1.5, at Southern Miss, 11/23/24
Interceptions	–
Long Int. Return	–
Passes Broken Up	–

27 – IBK Mafe

Total Tackles	3, vs. Morgan State, 8/30/25
Solo Tackles	1, 2x, Last: at North Texas, 9/27/25
Tackles For Loss	1.5, vs. Morgan State, 8/30/25
Sacks	0.5, vs. Morgan State, 8/30/25
Interceptions	–
Long Int. Return	–
Passes Broken Up	–

28 – Darius McKenzie

Total Tackles	13, vs. Texas State, 11/29/24
Solo Tackles	5, 2x, Last: vs. Tulane, 9/6/25
Sacks	.5, vs. Georgia Southern, 11/2/24
Forced Fumbles	–
Fumbles Recovered	1, at App State, 9/19/24
Interceptions	–
Long Int. Return	–
Passes Broken Up	2, vs. Troy, 10/15/24

30 – Achilles Woods

Total Tackles	2, vs. Arkansas State, 10/4/25
Solo Tackles	1, vs. Arkansas State, 10/4/25
Tackles For Loss	–
Sacks	–
Forced Fumbles	–
Fumble Recoveries	–

SOUTH ALABAMA CAREER HIGHS (DEFENSE)

32 – Blayne Myrick

Total Tackles	13, 2x, Last: vs. Arkansas State, 10/4/25
Solo Tackles	9, vs. Arkansas State, 10/4/25
Tackles For Loss	3, 2x, Last: vs. Arkansas State, 10/4/25
Sacks	1, 2x, Last: at Southern Miss, 11/23/24
Interceptions	1, vs. Texas State, 11/29/24
Long Int. Return	33, vs. Texas State, 11/29/24
Passes Broken Up	1, 2x, Last: at Georgia State, 10/23/25
Forced Fumbles	1, vs. Ohio, 9/7/24

45 – Ed Smith IV

Total Tackles	4, 4x, Last: vs. Tulane, 9/6/25
Solo Tackles	4, vs. Old Dominion, 11/26/22
Tackles For Loss	1, 4x, Last: vs. Western Michigan, 12/14/24
Sacks	1, 3x, vs. Western Michigan, 12/14/24
Forced Fumbles	1, vs. Old Dominion, 11/26/22
Fumble Recoveries	1, at UCLA, 9/17/22

90 – E’Mauri Smiley

Total Tackles	4, vs. Morgan State, 8/30/25
Solo Tackles	2, 2x, Last: at Troy 10/4/25
Tackles For Loss	1, vs. Morgan State, 8/30/25
Sacks	1, vs. Morgan State, 8/30/25
Forced Fumbles	1, vs. Morgan State, 8/30/25
Fumble Recoveries	--

91 – Nathan Jennings

Total Tackles	2, 2x, Last: vs. Coastal Carolina, 9/20/25
Solo Tackles	1, vs. Morgan State, 8/30/25
Tackles For Loss	1.5, vs. Morgan State, 8/30/25
Sacks	1.5, vs. Morgan State, 8/30/25
Forced Fumbles	--
Fumble Recoveries	--

96 – Dominic Wiseman

Total Tackles	6, vs. Arkansas State, 10/4/25
Solo Tackles	3, 2x, Last: vs. Arkansas State, 10/4/25
Tackles For Loss	1, vs. Tulane, 9/6/25
Sacks	1.0 vs. Tulane, 9/6/25
Forced Fumbles	1, at Troy 10/4/25
Fumble Recoveries	--

97 – Tyler Thomas

Total Tackles	4, 4x, Last: vs. Coastal Carolina, 9/20/25
Solo Tackles	2, at App State, 9/19/24
Tackles For Loss	2, at North Texas, 9/27/25
Sacks	1, 4x, Last: at North Texas, 9/27/25
Forced Fumbles	1, 2x, Last: at Arkansas State, 10/5/24
Fumble Recoveries	--

99 – Stephen Johnson

Total Tackles	2, 2x, Last: vs. Coastal Carolina, 9/20/25
Solo Tackles	1, vs. Coastal Carolina, 9/20/25
Tackles For Loss	--
Sacks	--
Forced Fumbles	--
Fumble Recoveries	--

SOUTH ALABAMA CAREER HIGHS (SPECIAL TEAMS)

35 – Davis Little

Field Goals	1, at Georgia State, 10/23/25
Long Field Goal	23, at Georgia State, 10/23/25
Extra Points	4, vs. Northwestern State, 9/12/24
Total Points	4, 2x, Last: at Georgia State, 10/23/25

36 – Hamilton DiBoyan

Field Goals	2, vs. Coastal Carolina, 9/20/25
Long Field Goal	47, vs. Coastal Carolina, 9/20/25
Extra Points	5, vs. Morgan State, 8/30/25
Total Points	8, 2x, Last: vs. Coastal Carolina, 9/20/25

44 – Aleksi Pulkkinen

Punts	7, 2x, Last: at Southern Miss, 11/23/24
Yards Punting	273, at LSU, 9/28/24
Long Punt	67, vs. ULM, 10/26/24
Inside 20	4, at Ohio, 9/7/24
50+ yards	3, at Troy, 10/4/25
Punting Average	50, vs. ULM, 10/26/24

2025 GAME RECAPS

GAME1

MORGAN STATE	7	0	7	7	21
SOUTH ALABAMA	7	10	7	14	38



Aug. 30, 2025 | Hancock Whitney Stadium | Mobile, Ala.

Captains: (5) WR Devin Voisin – OL Malachi Preciado – S Christopher Wallace Jr. – LB Blayne Myrick
Big Plays in All-Three Phases Lift Jags to 38-21 Win Over Morgan State

MOBILE, Ala. – South Alabama made big plays in all-three phases of the game in Saturday night's season-opener to defeat Morgan State, 38-21, and start the season 1-0.

KEY STATS

- Davenport orchestrated an efficient passing attack, going 13-of-15 through the air on the night
- The South Alabama defense recorded four takeaways while the offense coughed up just one turnover, giving the Jaguars a plus-three advantage in the turnover margin
- USA's defense kept Morgan State behind the chains all game with 10 tackles for loss

NOTABLE

- Kentrel Bullock registered the fifth 100-yard rushing game of his career with 127 total yards
- Wesley Miller's interception in the second quarter was the fifth of his career
- Ty Goodwill set a career high in tackles against Morgan State with 10, and in pass breakups with four
- Smiley's strip sack in the first quarter occurred in his very first collegiate game. It led to the first fumble recovery of Moss' career
- Voisin's fourth-quarter touchdown was his first in two seasons
- South Alabama secured its first, season-opening victory since the 2022 campaign

STAT LEADERS

MORGAN STATE						SOUTH ALABAMA					
Passing	C-A-I	Yds	TD	Long	Sk	Passing	C-A-I	Yds	TD	Long	Sk
Muasau, Kobe	14-22-1	156	0	25	3	Davenport, Bishop	12-14-0	166	2	34	1
Griffith, John	1-3-0	3	0	3	0	Hollins, Jared	1-1-0	8	0	8	0
Totals	15-25-1	159	0	25	3	Totals	13-15-0	174	2	34	1
Rushing						Rushing					
	Att.	Yds	TD	Long	Avg.		Att.	Yds	TD	Long	Avg.
Collins Jr., Jason	24	83	2	16	3.5	Bullock, Kentrel	23	127	2	20	5.5
Nauden, Randall	7	77	1	56	11.0	Martin, PJ	8	40	1	9	5.0
Muasau, Kobe	8	22	0	8	2.8	Phillips, Keenan	5	30	0	12	6.0
Griffith, John	1	-1	0	0	-1.0	Dunbar, Trae'von	2	7	0	4	3.5
Totals	40	181	3	56	4.5	Davenport, Bishop	3	-11	0	1	-3.7
Receiving						Receiving					
	No.	Yds	TD	Long			No.	Yds	TD	Long	
Kennerly Jr., Joseph	2	34	0	17	Voisin, Devin	7	69	1	31		
Leatherbury, M.	5	33	0	23	Eager, Anthony	2	53	1	34		
Perry, Justin	1	25	0	25	McCrumby, Miller	1	32	0	32		
Nyivih, Ferdinand	1	24	0	24	Jenkins, Brendan	1	15	0	15		
Lowe, Matt	2	16	0	16	Scott, Jeremy	1	8	0	8		
Nauden, Randall	2	13	0	10	Phillips, Keenan	1	-3	0	0		
Collins Jr., Jason	1	11	0	11	Totals	13	174	2	34		
Simmons, Alex	1	3	0	3							
Totals	15	159	0	25							

SCORING SUMMARY

Qtr	Score	Time	Team	Scoring Play (Drive Summary)
1st	7-0	8:36	MSU	Collins Jr., 2-yd run (11 plays, 80 yards, TOP 6:18)
1st	7-7	5:01	USA	Bullock, 1-yd run (9 plays, 75 yards, TOP 3:35)
2nd	10-7	12:54	USA	DiBoyan, 23-yd field goal (5 plays, 13 yards, TOP 2:25)
2nd	17-7	1:54	USA	Eager, 19-yd pass from Davenport (5 plays, 45 yards, TOP 2:01)
3rd	24-7	10:17	USA	Martin, 3-yd run (10 plays, 75 yards, TOP 4:43)
3rd	24-14	4:13	MSU	Collins Jr., 3-yd run (10 plays, 75 yards, TOP 6:04)
4th	31-14	9:27	USA	Bullock, 2-yd run (2 plays, 4 yards, TOP 0:31)
4th	38-14	7:47	USA	Voisin, 31-yd pass from Davenport (1 play, 31 yards, TOP 0:07)
4th	38-21	3:24	MSU	Nauden, 7-yd run (9 plays, 75 yards, TOP 4:23)

GAME2

TULANE	14	10	3	6	33
SOUTH ALABAMA	14	0	0	17	31



Sept. 6, 2025 | Hancock Whitney Stadium | Mobile, Ala.

Captains: (5) LB Tirrell Johnson – WR Devin Voisin – S Wesley Miller – P Aleksii Pulkkinen
South's Comeback Bid Falls Just Short in 33-31 Loss to Tulane

MOBILE, Ala. – Down 16 points in the fourth quarter, South Alabama Football fought back and created a chance to tie the game on a two-point conversion with less than a minute to play, but the attempt came up short as Tulane held on to win, 33-31, Saturday night at Hancock Whitney Stadium.

The loss dropped the Jaguars to 1-1 for the season.

KEY STATS

- After the Jags got off to a red-hot start in the first quarter, Tulane out-gained South 125-36 in the second quarter.
- South Alabama went 3-of-4 in the red zone while Tulane was perfect in the red zone. The Jaguars scored just 18 red zone points while the Green Wave scored 24 points inside USA's 20-yard line.
- The Jaguars lost the turnover battle 2-1. One of South's two fumbles led to an empty red zone possession
- Tulane out-rushed South 241-190, but the Jaguar passing attack outdid Tulane's 231-165.
- Voisin finished the game with eight catches for 152 yards and two touchdowns to lead the USA offensive attack
- Caleb Dozier and Darius McKenzie both tallied 10 tackles to lead the defensive effort. Wesley Miller also pitched in nine of his own.

NOTABLE

- Harris' forced fumble and Henderson's fumble recovery in the first quarter were both the first of their respective South Alabama careers
- Voisin's 65-yard touchdown reception was the longest catch of his career. His previous long was 47 yards against Western Kentucky in 2022.
- The touchdown strike to Voisin was the longest completion of Davenport's career. His previous long was 52 yards in the 2024 IS4S Salute to Veterans Bowl against Western Michigan.
- Running back Kentrel Bullock recorded the sixth 100-yard rushing game of his career, and his second in as many games this season

STAT LEADERS

TULANE						SOUTH ALABAMA					
Passing	C-A-I	Yds	TD	Long	Sk	Passing	C-A-I	Yds	TD	Long	Sk
Retzlaff, Jake	13-24-0	125	1	20	1	Davenport, Bishop	17-24-0	231	2	65	1
Sullivan, Brandon	3-3-0	40	0	20	0	Totals	17-24-0	231	2	65	1
Totals	16-27-0	165	1	20	1	Rushing					
	Att.	Yds	TD	Long	Avg.		Att.	Yds	TD	Long	Avg.
Mobley, Zuberi	11	82	2	28	7.5	Bullock, Kentrel	24	107	1	13	4.5
Gordon, Javin	15	80	0	22	5.3	Davenport, Bishop	12	63	1	14	5.3
Retzlaff, Jake	13	64	1	19	4.9	Martin, PJ	3	18	0	9	6.0
Barnes II, Arnold	5	12	0	8	2.4	Phillips, Keenan	2	2	0	2	1.0
Sullivan, Bendan	1	3	0	3	3.0	Totals	41	190	2	14	4.6
Totals	45	241	3	28	5.4	Receiving					
	No.	Yds	TD	Long			No.	Yds	TD	Long	
Bohanon, Bryce	5	62	0	20	Voisin, Devin	8	152	2	65		
Lewis Jr., Zycari	2	24	0	20	Scott, Jeremy	2	45	0	34		
Miller Jr., Anthony	2	21	0	14	McCrumby, Miller	4	29	0	13		
Brown-Stehpens, A.	2	19	0	10	Eager, Anthony	2	7	0	4		
Pascuzzi, Johnny	2	15	1	10	Bullock, Kentrel	1	-2	0	0		
Preston, Shazz	1	14	0	14	Totals	17	231	2	65		
Mitchell Jr., Oliver	1	5	0	5							
Reid, Justyn	1	5	0	5							
Totals	16	165	1	20							

SCORING SUMMARY

Qtr	Score	Time	Team	Scoring Play (Drive Summary)
1st	7-0	10:48	USA	Davenport, 9-yd run (9 plays, 75 yards, TOP 4:12)
1st	14-0	7:11	USA	Voisin, 65-yd pass from Davenport (3 plays, 77 yards, TOP 1:00)
1st	14-7	4:11	TULANE	Pascuzzi, 5-yd pass from Retzlaff (7 plays, 55 yards, TOP 2:52)
1st	14-14	0:24	TULANE	Mobley, 16-yd run (7 plays, 42 yards, TOP 2:56)
2nd	21-14	6:52	TULANE	Retzlaff, 1-yd run (11 plays, 57 yards, TOP 5:28)
2nd	24-14	0:49	TULANE	Durkin, 50-yd field goal (9 plays, 53 yards, TOP 4:14)
3rd	27-14	8:51	TULANE	Durkin, 34-yd field goal (12 plays, 61 yards, TOP 6:02)
4th	27-17	14:57	USA	DiBoyan, 28-yd field goal (8 plays, 40 yards, TOP 3:20)
4th	33-17	10:01	TULANE	Mobley, 28-yd run (10 plays, 78 yards, TOP 4:51)
4th	33-25	5:27	USA	Bullock, 1-yd run (12 plays, 75 yards, TOP 4:34)
4th	33-31	0:59	USA	Voisin, 26-yd pass from Davenport (7 plays, 80 yards, TOP 1:22)

2025 GAME RECAPS

GAME3

SOUTH ALABAMA	3	6	6	0	15
AUBURN	7	21	3	0	31



Sept. 13, 2025 | Jordan-Hare Stadium | Auburn, Ala.

Captains: (5) RB Kentrel Bullock – OL Malachi Preciado – LB Darius McKenzie – LS Baxter Turner

Jags Hang Tough in 31-15 Loss to No. 24 Auburn

AUBURN, Ala. – In its first-ever trip to Jordan-Hare Stadium to take on No. 24 Auburn, South Alabama gave the Tigers all they could handle in a hard-fought, 31-15 loss Saturday afternoon.

With the setback, the Jaguars fell to 1-2 overall on the season.

KEY STATS

- Auburn won the turnover battle 2-0 and scored seven points off turnovers.
- South Alabama held the Tigers to 7-of-13 on third-down conversions, but the Tigers were 3-for-3 on fourth downs.
- South Alabama's passing attack out-dueled Auburn's by a tally of 170-142, but the Tigers won the rushing battle 195-140.
- Despite trailing 28-9 at the half, South Alabama's defense held Auburn's offense to just three points in the second half

NOTABLE

- Saturday's game was the first-ever between South Alabama and a power five opponent from the state of Alabama.
- Jeremy Scott scored his first-career touchdown on his fourth-career reception. The redshirt freshman caught three passes in South's first-two games this season before recording the touchdown against Auburn.
- Voisin's touchdown reception in the third quarter was his fourth in three games for the Jaguars this season
- Anthony Eager set a career high with eight receptions on Saturday
- Safety Christopher Wallace Jr. set a new career high with eight tackles against the Tigers

STAT LEADERS

SOUTH ALABAMA					
Passing	C-A-I	Yds	TD	Long	Sk
Davenport, Bishop	18-26-1	170	2	25	1
Totals	18-26-1	170	2	25	1

Rushing	Att.	Yds	TD	Long	Avg.
Bullock, Kentrel	16	57	0	9	3.6
Martin, PJ	11	30	0	16	2.7
Davenport, Bishop	7	27	0	16	3.9
Phillips, Keenan	8	26	0	7	3.3
Totals	42	140	0	16	3.3

Receiving	No.	Yds	TD	Long
Eager, Anthony	8	55	0	14
Voisin, Devin	4	45	1	21
Jenkins, Brendan	2	31	0	25
Scott, Jeremy	2	21	2	20
Thomas, Trent	1	16	0	16
Phillips, Keenan	1	2	0	2
Totals	18	170	2	25

AUBURN					
Passing	C-A-I	Yds	TD	Long	Sk
Arnold, Jackson	13-24-0	142	1	32	1
Totals	13-24-0	142	1	32	1

Rushing	Att.	Yds	TD	Long	Avg.
Cobb, Jeremiah	19	119	1	15	6.3
Arnold, Jackson	10	50	2	9	5.0
Singleton Jr., Eric	3	15	0	8	5.0
Mabson II, Omar	5	13	0	5	2.6
Totals	39	195	3	15	5.0

Receiving	No.	Yds	TD	Long
Singleton Jr., Eric	6	65	0	14
Coleman, Cam	2	49	1	32
Fields, Horatio	2	20	0	14
Mabson II, Omar	1	7	0	7
Thompson, Perry	1	4	0	4
Cain, Bryce	1	-3	0	0
Totals	13	142	1	32

SCORING SUMMARY

Qtr	Score	Time	Team	Scoring Play (Drive Summary)
1st	7-0	9:09	AUB	Coleman, 32-yd pass from Arnold (12 plays, 92 yards, TOP 5:51)
1st	7-3	3:43	USA	DiBoyan, 29-yd field goal (12 plays, 64 yards, TOP 5:26)
2nd	14-3	14:14	AUB	Arnold, 6-yd run (5 plays, 33 yards, TOP 1:30)
2nd	21-3	9:48	AUB	Arnold, 5-yd run (7 plays, 54 yards, TOP 2:36)
2nd	21-9	5:24	USA	Scott, 20-yd pass from Davenport (10 plays, 75 yards, TOP 4:24)
2nd	28-9	0:40	AUB	Cobb, 2-yd run (14 plays, 75 yards, TOP 4:44)
3rd	28-15	9:55	USA	Voisin, 12-yd pass from Davenport (11 plays, 75 yards, TOP 5:05)
3rd	31-15	1:15	AUB	McPherson, 34-yd field goal (16 plays, 62 yards, TOP 8:34)

GAME4

COASTAL CAROLINA	0	7	14	17	38
SOUTH ALABAMA	0	14	3	3	20



Sept. 20, 2025 | Hancock Whitney Stadium | Mobile, Ala.

Captains: (5) LS Anthony Zaccaro – TE Trent Thomas – DL RJ Moss – RB PJ Martin

MOBILE, Ala. – Coastal Carolina took advantage of short fields and turnovers to defeat South Alabama, 38-20, Saturday night at Hancock Whitney Stadium.

The Jaguars fell to 1-3 overall and 0-1 in Sun Belt Conference play in defeat.

KEY STATS

- Coastal Carolina went 4-of-4 on red zone attempts while South Alabama only converted on 2-of-3 trips to the red zone.
- The Chanticleers won the turnover battle 2-0 and scored 17 points off turnovers.
- Despite the loss, South Alabama outgained Coastal 420-294 in total yardage.

NOTABLE

- Tight end Rod Gibbs recorded the second reception of his career and his first of the season on a 14-yard, third-down conversion during South's first drive of the game.
- Anthony Eager jumped on a fumble in the end zone to score South Alabama's first touchdown of the night.
- The Jaguars scored on a similar play last season when Devin Voisin fumbled the ball at the one-yard line and Jamaal Pritchett recovered it in the end zone for a touchdown.
- Kentrel Bullock's rushing touchdown at the end of the first half was his fourth of the season.
- Keenan Phillips' 54-yard rush in the second quarter became the longest rushing play of the season for the Jaguars, and the second-longest offensive play.
- Voisin's 48-yard catch in the fourth quarter was his sixth explosive receiving play of the season and his third catch of more than 30 yards.
- DiBoyan's 47-yard field goal set a new career long for the redshirt sophomore

STAT LEADERS

COASTAL CAROLINA					
Passing	C-A-I	Yds	TD	Long	Sk
Hudson, Tad	13-25-0	112	2	28	1
Totals	13-25-0	112	2	28	1

Rushing	Att.	Yds	TD	Long	Avg.
Simpkins, Ja'Vin	9	84	1	24	9.3
Edwards, Jevon	5	51	0	30	10.2
Knically, Dominic	9	32	0	10	3.6
Hudson, Tad	5	18	1	7	3.6
Washington, Robby	1	1	0	1	1.0
TEAM	2	-4	0	0	-2.0
Totals	31	182	2	30	5.9

Receiving	No.	Yds	TD	Long
Graves, Bryson	5	35	0	24
Gillie, Malcolm	1	28	0	28
Meiga, Malick	1	19	1	19
Washington, Robby	2	14	1	17
Johnson, Brooks	1	14	0	14
Simpkins, Ja'Vin	2	5	0	6
Aragon, Eli	1	-3	0	0
Totals	13	112	2	28

SOUTH ALABAMA					
Passing	C-A-I	Yds	TD	Long	Sk
Davenport, Bishop	22-36-2	197	0	48	3
Totals	22-36-2	197	0	48	3

Rushing	Att.	Yds	TD	Long	Avg.
Phillips, Keenan	13	104	0	54	8.0
Bullock, Kentrel	13	73	1	11	5.6
Martin, PJ	9	69	0	38	7.7
Eager, Anthony	0	0	1	0	0.0
Davenport, Bishop	9	-23	0	7	-2.6
Totals	44	223	2	54	5.1

Receiving	No.	Yds	TD	Long
Voisin, Devin	8	94	0	48
Jenkins, Brendan	2	36	0	30
Eager, Anthony	4	20	0	9
Jones-Thomas, J.	2	14	0	17
Gibbs, Rod	1	14	0	14
Bullock, Kentrel	2	11	0	10
McCrumby, Miller	2	5	0	4
Martin, PJ	1	3	0	3
Totals	22	197	0	48

SCORING SUMMARY

Qtr	Score	Time	Team	Scoring Play (Drive Summary)
2nd	7-0	7:12	USA	Eager, 0-yd fumble recovery (8 plays, 60 yards, TOP 3:37)
2nd	7-7	5:08	CCU	Meiga, 19-yd pass from Hudson (6 plays, 65 yards, TOP 2:04)
2nd	14-7	1:24	USA	Bullock, 2-yd run (8 plays, 75 yards, TOP 3:44)
3rd	14-14	13:16	CCU	Washington, 17-yd pass from Hudson (3 plays, 40 yards, TOP 1:01)
3rd	21-14	11:19	CCU	Hudson, 7-yd run (5 plays, 20 yards, TOP 1:47)
3rd	21-17	5:11	USA	DiBoyan, 37-yd field goal (12 plays, 55 yards, TOP 6:08)
4th	28-17	10:00	CCU	Simpkins, 24-yd run (6 plays, 80 yards, TOP 2:29)
4th	28-20	6:32	USA	DiBoyan, 47-yd field goal (8 plays, 46 yards, TOP 3:28)
4th	31-20	2:48	CCU	Afrookhteh, 44-yd field goal (4 plays, 0 yards, TOP 0:53)
4th	38-20	2:32	CCU	Brown, 13-yd fumble recovery

2025 GAME RECAPS

GAME5

SOUTH ALABAMA	7	0	7	8	22
NORTH TEXAS	7	7	14	8	36



Sept. 27, 2025 | DATCU Stadium | Denton, Texas

Captains: (5) DL Ed Smith IV – QB Bishop Davenport – S Chris Wallace Jr. – LB Chrystyle Caldwell

Strong Defensive Effort Not Enough in Setback to North Texas

DENTON, Texas – Guided by a strong defensive effort, South Alabama brought the fight to North Texas but could not do enough to catch up late in a 36-22 defeat Saturday afternoon at DATCU Stadium.

The loss dropped the Jaguars to 1-4 on the season.

KEY STATS

- North Texas won the total yardage batter 429-396 despite the Jags outrushing the Mean Green by a count of 204-195.
- The Jaguars were plagued by untimely penalties all game long, committing eight for eight yards compared to just five for 41 yards for North Texas.
- Tackling was a struggle for South Alabama in defeat. The Jags brought down the Mean Green 64 times compared to 76 total tackles for North Texas. UNT was also able to generate seven tackles for loss compared to just three for South.

NOTABLE

- South Alabama's opening touchdown drive was its first time finding the end zone on the first drive of the game since week two against Tulane
- Gibbs scored his first-career touchdown in the third quarter on a one-yard pass from Davenport. It was the fourth overall reception of Gibbs' career.
- Hughes' fumble recovery was the first of his career. It was also the first defensive takeaway for the Jaguars since week two against Tulane.
- Wallace set a new career high with 13 total tackles
- Micah Woods recorded his first-career reception in a South Alabama uniform in the fourth quarter to convert a key third down

STAT LEADERS

SOUTH ALABAMA						NORTH TEXAS					
Passing	C-A-I	Yds	TD	Long	Sk	Passing	C-A-I	Yds	TD	Long	Sk
Davenport, Bishop	17-34-1	195	1	36	2	Mestemaker, Drew	14-26-0	234	1	68	1
Hollins, Jared	1-1-0	-3	0	0	0	Totals	14-26-0	234	1	68	1
Totals	18-35-1	192	1	36	2						
						Rushing	Att	Yds	TD	Long	Avg.
Rushing	Att	Yds	TD	Long	Avg.	Hawkins, Caleb	16	140	2	27	8.8
Martin, PJ	10	60	0	19	6.0	McGill II, Makenzie	13	47	0	8	3.6
Davenport, Bishop	16	59	1	34	3.7	Coleman, Miles	1	18	1	18	18.0
Bullock, Kentrel	11	46	1	10	4.2	Mestemaker, Drew	6	-4	1	12	-0.7
Phillips, Keenan	8	39	0	20	4.9	TEAM	3	-6	0	0	-2.0
Totals	45	227	2	34	4.5	Totals	39	195	4	27	5.0
						Receiving	No.	Yds	TD	Long	
Receiving	No.	Yds	TD	Long		Hawkins, Caleb	2	78	1	68	
Voisin, Devin	5	97	0	36		Coleman, Miles	4	37	0	15	
Martin, PJ	3	42	0	35		Young, Wyatt	1	36	0	36	
McCrumby, Miller	2	20	0	16		Williams III, Tre	1	27	0	27	
Eager, Anthony	5	20	0	15		Dorner, Cameron	2	25	0	19	
Gibbs, Rod	2	10	1	9		Carnes, Dalton	1	11	0	11	
Woods, Micah	1	3	0	3		Sides, Landon	1	11	0	11	
Totals	18	192	1	36		Evans, Simeon	2	9	0	6	
						Totals	14	234	1	68	

SCORING SUMMARY

Qtr	Score	Time	Team	Scoring Play (Drive Summary)
1st	7-0	10:40	USA	Davenport, 2-yd run (10 plays, 75 yards, TOP 4:20)
1st	7-7	7:04	UNT	Coleman, 18-yd run (8 plays, 75 yards, TOP 3:36)
2nd	14-7	7:19	UNT	Hawkins, 6-yd run (4 plays, 45 yards, TOP 1:10)
3rd	21-7	10:25	UNT	Hawkins, 68-yd pass from Mestemaker (2 plays, 64 yards, TOP 0:35)
3rd	21-14	6:00	USA	Gibbs, 1-yd pass from Davenport (12 plays, 75 yards, TOP 4:25)
3rd	28-14	2:08	UNT	Mestemaker, 4-yd run (7 plays, 47 yards, TOP 3:43)
4th	28-22	6:11	USA	Bullock, 2-yd run (10 plays, 87 yards, TOP 4:04)
4th	36-22	1:59	UNT	Hawkins, 27-yd run (7 plays, 75 yards, TOP 4:12)

GAME6

SOUTH ALABAMA	7	0	10	7	0	24
TROY	7	7	7	3	7	31



Oct. 4, 2025 | Veterans Memorial Stadium | Troy, Ala.

Captains: (5) WR Devin Voisin – RB Kentrel Bullock – LB Blayne Myrick – LS Anthony Zaccaro

TROY, Ala. – South Alabama made key plays late in the game on offense and defense to come back and force overtime, but could not get the stops or scores it needed in the extra period to hold on as the Jaguars fell to Troy, 31-24, Saturday night at Veterans Memorial Stadium.

KEY STATS

- Troy outgained South 420-369 on the night. South Alabama won the rushing battle 265-217, but could not get an efficient passing attacking going as Troy threw for 203 yards to USA's 104.
- Penalties haunted the Jaguars on the night as they committed seven for 45 yards compared to three for 15 yards for Troy.
- Despite the loss, the Jaguars were able to win the turnover battle 2-0.

NOTABLE

- Woods touchdown in the first quarter was the first of his career. It was just the second-ever reception of his career in a South Alabama uniform.
- Nehemiah Chandler's interception in the second quarter was the first of his USA career and South's first as a team since the season opener against Morgan State.
- Davenport's 56-yard touchdown was South's second-longest play of the season and its longest rushing play of the season. It also set a new career-high for Davenport's longest rush, beating his 52-yard touchdown run in the 2024 IS4S Salute to Veterans Bowl.
- Davenport's rushing touchdown was his third of the season and the fourth of his career.
- Tirrell Johnson recorded eight solo tackles on the night to set a new career high.
- Saturday marked the first overtime game South Alabama has played since 2021.

STAT LEADERS

SOUTH ALABAMA						TROY					
Passing	C-A-I	Yds	TD	Long	Sk	Passing	C-A-I	Yds	TD	Long	Sk
Davenport, Bishop	10-15-0	104	2	33	4	Kilcrease, Tucker	13-21-1	203	2	48	0
Totals	10-15-0	104	2	33	4	Totals	13-21-1	203	2	48	0
						Rushing	Att	Yds	TD	Long	Avg.
Rushing	Att	Yds	TD	Long	Avg.	Kilcrease, Tucker	19	102	1	34	5.4
Bullock, Kentrel	21	86	0	9	4.1	Meadows, Tae	17	79	1	17	4.6
Davenport, Bishop	15	72	1	56	4.8	Lovett, Jordan	8	45	0	21	4.9
Phillips, Keenan	10	56	0	19	5.6	Taylor, Tray	1	-3	0	0	-3.0
Martin, PJ	9	51	0	12	5.7	Totals	45	217	2	34	4.8
Woods, Micah	1	0	0	0	0.0						
Totals	56	292	1	56	4.7	Receiving	No.	Yds	TD	Long	
Receiving	No.	Yds	TD	Long		Taylor, Tray	2	74	0	48	
Voisin, Devin	5	44	0	28		Epps, DJ	5	59	1	22	
Woods, Micah	1	33	1	33		Mothershed, Roman	2	26	0	16	
Bullock, Kentrel	2	25	1	15		Thomas, RaRa	1	25	1	25	
Jenkins, Brendan	1	4	0	4		Conner, Ethan	2	11	0	7	
Eager, Anthony	1	-2	0	0		Lovett, Jordan	1	8	0	8	
Totals	10	104	2	33		Totals	13	203	2	48	

SCORING SUMMARY

Qtr	Score	Time	Team	Scoring Play (Drive Summary)
1st	7-0	7:12	Troy	Kilcrease, 34-yd run (10 plays, 82 yards, TOP 4:48)
1st	7-7	3:05	USA	Woods, 33-yd pass from Davenport (9 plays, 75 yards, TOP 4:07)
2nd	14-7	1:32	Troy	Thomas, 25-yd pass from Kilcrease (4 plays, 65 yards, TOP 1:07)
3rd	14-10	12:07	USA	DiBoyan, 40-yd field goal (6 plays, 13 yards, TOP 2:38)
3rd	17-14	7:02	USA	Davenport, 56-yd run (6 plays, 86 yards, TOP 3:01)
3rd	21-17	3:50	Troy	Epps, 11-yd pass from Kilcrease (7 plays, 75 yards, TOP 3:12)
4th	24-17	6:47	Troy	Renfro, 28-yd field goal (12 plays, 67 yards, TOP 7:03)
4th	24-24	1:54	USA	Bullock, 15-yd pass from Davenport (10 plays, 75 yards, TOP 4:53)
OT	31-24	0:00	Troy	Meadows, 3-yd run (3 plays, 25 yards, TOP 0:00)

2025 GAME RECAPS

GAME7

ARKANSAS STATE	0	3	0	12	15
NORTH TEXAS	7	0	7	0	14



Oct. 14, 2025 | Hancock Whitney Stadium | Mobile, Ala.

Captains: (5) LB Blayne Myrick – OL Malachi Preciado – DL Emmanuel Waller – P Aleksi Pulkkinen
Last-Second Field Goal Dooms Jags in 15-14 Loss to Red Wolves

MOBILE, Ala. – South Alabama Football could not hold on to an 11-point lead in the fourth quarter as Arkansas State hit a field goal as time expired to defeat the Jaguars, 15-14, Tuesday night at Hancock Whitney Stadium.

KEY STATS

- Arkansas State outgained South in yardage by a tally of 368-293 on the night.
- The Jaguars committed 14 penalties on the night for a total of 115 yards.
- The Red Wolves ran 77 total plays on offense compared to just 59 for the Jags.

NOTABLE

- Bullock's rushing touchdown in the first quarter was his sixth of the season and the 17th of his career.
- Smith's field goal block was the first time the Jags blocked a field goal since 2022 against Georgia Southern.
- The blocked field goal was also the first stop South Alabama's defense recorded in the red zone this season.
- Chandler's interception was his second in as many weeks after picking off a pass against Troy.
- Blayne Myrick recorded the seventh, double-digit tackle game of his career with 13 total takedowns.

STAT LEADERS

ARKANSAS STATE					
Passing	C-A-I	Yds	TD	Long	Sk
Raynor, Jaylen	29-45-1	209	1	29	0
Totals	29-45-1	209	1	29	0

Rushing	Att.	Yds	TD	Long	Avg.
Raynor, Jaylen	14	76	0	42	5.4
Spencer, Devin	8	50	0	17	6.3
Clay, Kenyon	9	28	0	9	3.1
Crawford, Ethan	1	4	0	4	4.0
Totals	32	158	0	42	4.9

Receiving	No.	Yds	TD	Long
Cobb, Chauncy	6	68	0	29
Rucker, Corey	8	58	0	9
Fortenberry, Tyler	4	37	0	12
Summers, Hunter	4	21	1	6
Clay, Kenyon	3	11	0	13
Bonelli, Jaylen	1	6	0	6
Bush, Jabari	1	5	0	5
Spencer, Devin	2	3	0	9
Totals	29	209	1	29

SOUTH ALABAMA					
Passing	C-A-I	Yds	TD	Long	Sk
Davenport, Bishop	18-23-0	118	0	24	2
Totals	18-23-0	118	0	24	2

Rushing	Att.	Yds	TD	Long	Avg.
Bullock, Kentrel	16	72	1	11	4.5
Martin, PJ	7	54	1	27	7.7
Phillips, Keenan	7	45	0	24	6.4
Davenport, Bishop	6	-11	0	12	-1.8
Totals	36	160	2	27	4.4

Receiving	No.	Yds	TD	Long
Voisin, Devin	4	43	0	24
Bullock, Kentrel	3	15	0	6
Scott, Jeremy	2	15	0	9
Gibbs, Rod	2	13	0	7
Woods, Micah	2	12	0	7
McCrumby, Miller	1	7	0	7
Eager, Anthony	2	7	0	9
Martin, PJ	1	4	0	4
Phillips, Keenan	1	2	0	2
Totals	18	118	0	24

SCORING SUMMARY

Qtr	Score	Time	Team	Scoring Play (Drive Summary)
1st	7-0	2:50	USA	Bullock, 9-yd run (9 plays, 75 yards, TOP 4:21)
2nd	7-3	12:02	ASU	Van Andel, 25-yd field goal (7 plays, 38 yards, TOP 2:15)
3rd	14-3	1:50	USA	Martin, 27-yd run (5 plays, 58 yards, TOP 1:50)
4th	14-6	10:43	ASU	Van Andel, 37-yd field goal (14 playsm 56 yards, TOP 5:45)
4th	14-12	7:51	ASU	Summers, 6-yd pass from Raynor (2 plays, 48yards, TOP 0:40)
4th	15-14	0:00	ASU	Van Andel, 38-yd field goal (10 plays, 60 yards, TOP 1:50)

GAME8

SOUTH ALABAMA	21	7	0	10	38
GEORGIA STATE	14	0	3	14	31



Oct. 23, 2025 | Center Parc Stadium | Atlanta, Ga.

Captains: (5) Christopher Wallace Jr. – WR Brendan Jenkins – LB Tirrell Johnson – LB Chrystiyle Caldwell

ATLANTA – South Alabama Football got off to a red-hot start in the first quarter to jump out to an early lead, then made critical plays in the fourth quarter to regain its lead and snap a six-game losing streak with a 38-31 victory over Georgia State at Center Parc Stadium Thursday night.

The victory improved South's record to 2-6 on the season and 1-3 in Sun Belt Conference play.

KEY STATS

- Davenport threw for a career-high 280 yards in the winning effort.
- The South Alabama offense finished the game with a season-high 468 yards of total offense
- South finished the game plus-two in turnover margin with two defensive takeaways and no turnovers on offense
- The USA offense went 8-of-14 on third down conversions and a perfect 2-for-2 on fourth down conversion attempts
- Jaguar defenders combined to break up seven passes on the night

NOTABLE

- Jenkins' touchdown reception in the first quarter was his first in a South Alabama uniform. He scored six touchdowns in two seasons at Samford prior to transferring to South.
- Scott's 74-yard touchdown reception in the first quarter was his second touchdown catch of the season. It also became the longest offensive play of the season for South Alabama.
- Bullock's rushing touchdown in the first quarter was the 18th of his career and moved him into a tie for fourth-most in program history.
- Safety Wesley Miller set a new career high with 11 tackles on the night.
- Johnson also set a career high in tackles with 10 to go with his interception and forced fumble
- Scott recorded his first-career, 100-yard receiving game, finishing the night with 121 yards.
- Little's field goal in the fourth quarter to tie the game at 31-31 was the first make of his collegiate career.

STAT LEADERS

SOUTH ALABAMA					
Passing	C-A-I	Yds	TD	Long	Sk
Davenport, Bishop	16-22-0	280	2	74	2
Totals	16-22-0	280	2	74	2

Rushing	Att.	Yds	TD	Long	Avg.
Bullock, Kentrel	20	114	2	24	5.7
Phillips, Keenan	14	60	0	13	4.3
Davenport, Bishop	8	13	1	15	1.6
Martin, PJ	3	4	0	2	1.3
Totals	47	188	3	24	4.0

Receiving	No.	Yds	TD	Long
Scott, Jeremy	3	121	1	74
Voisin, Devin	7	98	0	55
Jenkins, Brendan	3	31	1	18
Woods, Micah	1	11	0	11
Eager, Anthony	1	11	0	11
Phillips, Keenan	1	8	0	8
Totals	16	280	2	74

GEORGIA STATE					
Passing	C-A-I	Yds	TD	Long	Sk
Brown, Cameran	19-33-1	241	4	70	0
Totals	19-33-1	241	4	70	0

Rushing	Att.	Yds	TD	Long	Avg.
Simmons, Jordan	11	78	0	15	7.1
Brown, Cameran	10	67	0	15	6.7
Amos, Rashad	7	26	0	9	3.7
Robinson, Branson	4	14	0	5	3.5
Murray Jr., Dennis	4	10	0	5	2.5
Robinson, Javon	1	4	0	4	4.0
Totals	37	199	0	15	5.4

Receiving	No.	Yds	TD	Long
Hurst, Ted	5	110	2	70
Murray Jr., Dennis	3	54	1	52
Hollier, Grant	2	24	1	13
Wadle, Lane	2	19	0	14
Robinson, Javon	3	18	0	8
Simmons, Jordan	3	11	0	4
Washington, Kyle	1	5	0	5
Totals	19	241	4	70

SCORING SUMMARY

Qtr	Score	Time	Team	Scoring Play (Drive Summary)
1st	7-0	8:40	USA	Jenkins, 18-yd pass from Davenport (10 plays, 53 yards, TOP 4:57)
1st	7-7	7:15	GSU	Hurst, 70-yd pass from Brown (3 plays, 74 yards, TOP 1:20)
1st	14-7	6:12	USA	Scott, 74-yd pass from Davenport (3 plays, 75 yards, TOP 1:03)
1st	14-14	3:55	GSU	Murray Jr., 52-yd pass from Brown (6 plays, 75 yards, TOP 2:17)
1st	21-14	2:12	USA	Bullock, 6-yd run (4 plays, 75 yards, TOP 1:43)
2nd	28-14	7:55	USA	Davenport, 3-yd run (4 plays, 82 yards, TOP 6:46)
3rd	28-17	8:04	GSU	Rickman, 25-yd field goal (15 plays, 69 yards, TOP 5:59)
4th	28-23	14:56	GSU	Hurst, 5-yd pass from Brown (13 plays, 62 yards, TOP 6:24)
4th	31-28	9:38	GSU	Hollier, 11-yd pass from Brown (9 plays, 65 yards, TOP 3:49)
4th	31-31	5:39	USA	Little, 23-yd field goal (9 plays, 70 yards, TOP 3:59)
4th	38-31	1:49	USA	Bullock, 4-yd run (6 plays, 47 yards, TOP 2:22)



2025-26 South Alabama Football
Game Results
All games

Page 1/1
as of Oct 27, 2025

Team Results

	Date	Opponent		Score	Overall	Conf	Time	Attend
	08/30/2025	Morgan St.	W	38-21	1-0	0-0	4:16	14017
	09/06/2025	Tulane	L	31-33	1-1	0-0	3:18	16871
	09/13/2025	at Auburn	L	15-31	1-2	0-0	2:56	88043
*	09/20/2025	Coastal Carolina	L	20-38	1-3	0-1	3:18	17050
	09/27/2025	at North Texas	L	22-36	1-4	0-1	3:20	16575
*	10/04/2025	at Troy	Lot1	24-31	1-5	0-2	3:21	28035
*	10/14/2025	Arkansas St.	L	14-15	1-6	0-3	3:23	19634
*	10/23/2025	at Georgia St.	W	38-31	2-6	1-3	3:28	13674



2025-26 South Alabama Football
Team Game-by-Game
All games

Page 1/1
as of Oct 27, 2025

Date	Opponent	Rushing				Receiving				Passing				Kick Returns				Punt Returns				tot off
		no.	yds	td	lg	no.	yds	td	lg	cmp-att-int	yds	td	lg	no.	yds	td	lg	no.	yds	td	lg	
08/30/2025	Morgan St.	41	193	3	20	13	174	2	34	13-15-0	174	2	34	1	0	0	0	1	46	0	46	367
09/06/2025	Tulane	41	190	2	14	17	231	2	65	17-24-0	231	2	65	0	0	0	0	2	42	0	35	421
09/13/2025	at Auburn	42	140	0	16	18	170	2	25	18-26-1	170	2	25	1	18	0	18	0	0	0	0	310
09/20/2025	Coastal Carolina	44	223	2	54	22	197	0	48	22-36-2	197	0	48	1	16	0	16	2	21	0	21	420
09/27/2025	at North Texas	45	204	2	34	18	192	1	36	18-35-1	192	1	36	1	24	0	24	0	0	0	0	396
10/04/2025	at Troy	56	265	1	56	10	104	2	33	10-15-0	104	2	33	1	0	0	0	1	-1	0	0	369
10/14/2025	Arkansas St.	36	160	2	27	18	118	0	24	18-23-0	118	0	24	0	0	0	0	1	1	0	1	278
10/23/2025	at Georgia St.	47	188	3	24	16	280	2	74	16-22-0	280	2	74	0	0	0	0	2	10	0	10	468
South Alabama		352	1563	15	56	132	1466	11	74	132-196-4	1466	11	74	5	58	0	24	9	119	0	46	3029
Opponents		308	1554	17	56	132	1465	12	70	132-226-4	1465	12	70	19	382	0	44	14	116	0	32	3019

South Alabama Averages

Games	Avg/ rush	Avg/ catch	Pass effic	KR avg	PR avg	All purpose avg/game	Total offense avg/game
8	4.4	11.1	144.6	11.6	13.2	403.5	378.6

Date	Opponent	ua	Tackles			Sacks no-yds	Fumble		Pass Defense			blkd kick	PAT attempts			off		
			a	total	tfl-yds		ff	fr-yds	int-yds	qbh	brup		kick	rush	rcv	saf	t/o	pts
08/30/2025	Morgan St.	23	50	73	10.0-43	3-20	1	3-0	1-7	1	6	0	5-5	0	0	0	14	38
09/06/2025	Tulane	32	48	80	5.0-25	1-9	1	1-17	0-0	0	3	0	2-2	1	0	0	7	31
09/13/2025	at Auburn	42	10	52	2.0-4	1-1	0	0-0	0-0	0	2	0	0-2	0	0	0	0	15
09/20/2025	Coastal Carolina	23	32	55	5.0-13	1-0	0	0-0	0-0	5	2	0	2-2	0	0	0	0	20
09/27/2025	at North Texas	29	34	63	3.0-25	1-12	2	1-0	0-0	3	3	0	2-2	1	0	0	0	22
10/04/2025	at Troy	43	28	71	4.0-13	0-0	1	1-0	1-0	2	1	0	3-3	0	0	0	0	24
10/14/2025	Arkansas St.	40	44	84	8.0-22	0-0	0	0-0	1-7	0	6	1	2-2	0	0	0	7	14
10/23/2025	at Georgia St.	27	58	85	1.0-1	0-0	1	1-8	1-22	4	7	0	5-5	0	0	0	7	38
South Alabama		259	304	563	38.0-146	7-42	6	7-25	4-22	15	30	1	21-23	2	0	0	35	202
Opponents		277	322	599	40.0-150	16-104	7	5-13	4-45	15	17	0	25-26	0	2	0	24	236

Date	Opponent	no.	yds	Punting							Field Goals			Kickoffs				
				avg	long	blkd	tb	fc	50+	i20	md-att	long	blkd	no.	yds	avg	tb	ob
08/30/2025	Morgan St.	3	128	42.7	55	0	0	2	1	2	1-1	23	0	7	379	54.1	2	1
09/06/2025	Tulane	2	63	31.5	52	0	0	0	1	1	1-1	28	0	5	304	60.8	0	0
09/13/2025	at Auburn	1	39	39.0	39	0	0	0	0	0	1-1	29	0	4	246	61.5	1	0
09/20/2025	Coastal Carolina	3	99	33.0	52	0	1	1	1	1	2-3	47	0	5	316	63.2	2	1
09/27/2025	at North Texas	5	189	37.8	53	0	0	2	1	1	0-0	0	0	4	246	61.5	2	1
10/04/2025	at Troy	5	249	49.8	55	0	0	1	3	1	1-1	40	0	5	304	60.8	1	0
10/14/2025	Arkansas St.	8	349	43.6	53	0	0	1	4	1	0-1	0	0	3	190	63.3	1	0
10/23/2025	at Georgia St.	3	135	45.0	49	0	0	1	0	0	1-2	23	0	7	428	61.1	0	0
South Alabama		30	1251	41.7	55	0	1	8	11	7	7-10	47	0	40	2413	60.3	9	3
Opponents		29	1277	44.0	59	0	2	10	6	12	9-13	50	1	45	2839	63.1	30	1



2025-26 South Alabama Football
Overall Team Statistics
All games

Page 1/2
as of Oct 27, 2025

Team Statistics

	USA	OPP
Scoring	202	236
Points per game	25.3	29.5
Points Off Turnovers	35	24
First Downs	156	158
Rushing	82	82
Passing	62	66
Penalty	12	10
Rushing Yardage	1563	1554
Yards gained rushing	1727	1682
Yards lost rushing	164	128
Rushing attempts	352	308
Average per rush	4.4	5.0
Average per game	195.4	194.3
TDs Rushing	15	17
Passing Yardage	1466	1465
Comp-Att-Int	132-196-4	132-226-4
Average per pass	7.5	6.5
Average per catch	11.1	11.1
Average per game	183.3	183.1
TDs Passing	11	12
Total offense	3029	3019
Total plays	548	534
Average per play	5.5	5.7
Average per game	378.6	377.4
Kick returns: #-Yards	5-58	19-382
Punt returns: #-Yards	9-119	14-116
Int returns: #-Yards	4-22	4-45
Kick return average	11.6	20.1
Punt return average	13.2	8.3
Int return average	5.5	11.3
Fumbles-Lost	12-5	9-7
Penalties-Yards	57-460	55-418
Average per game	57.5	52.3
Punts-Yards	30-1251	29-1277
Average per punt	41.7	44.0
Net punt average	37.5	38.6
Kickoffs-Yards	40-2413	45-2839
Average per kick	60.3	63.1
Net kick average	40.3	40.2
Time of possession / game	30:21	29:39
3rd-down conversion	48/118	45/111
3rd-down pct	41%	41%
4th-down conversion	13/23	15/18



2025-26 South Alabama Football
Overall Team Statistics
All games

Page 2/2
as of Oct 27, 2025

	USA	OPP
4th-down pct	57%	83%
Sacks by-Yards	7-42	16-104
Misc Yards	0	0
Touchdowns scored	26	30
Field goals - attempts	7-10	9-13
On-Side kicks	0-1	0-0
Red-zone scores	(23-29) 79%	(29-30) 97%
Red-zone touchdowns	(18-29) 62%	(21-30) 70%
PAT-attempts	(21-23) 91%	(25-26) 96%
2-point conversion-attempts	(2-3) 67%	(2-4) 50%
Attendance	67572	146327
Games / Avg per game	4/16893	4/36582
Neutral site games	-	0/0

Score by Periods

Team	1st	2nd	3rd	4th	OT	TOT
South Alabama	66	37	40	59	0	202
Opponents	56	55	51	67	7	236



2025-26 South Alabama Football
Overall Defense Statistics
All games

Page 1/2
as of Oct 27, 2025

Team Defense

			Tackles				Sacks	Pass defense			Fumbles	blkd		
##	Player	gp	ua	a	tot	tfl/yds	no-yds	int-yds	brup	qbh	fr-yds	ff	kick	saf
32	Blayne Myrick	7	27	26	53	4.5-11	.	.	2
0	Christopher Wallace, Jr.	8	26	25	51	2.5-5	2-0	1	.	.
28	Darius McKenzie	8	19	29	48	2-7	.	.	.	1
1	Wesley Miller	8	22	23	45	2.5-11	.	1-7	1
20	Tirrell Johnson	8	19	22	41	5-25	1-1	1-22	1	3	.	2	.	.
22	Caleb Dozier	8	13	27	40	0.5-2	.	.	1	3
8	Mike Harris	8	13	12	25	1-6	1	.	.
6	Nehemiah Chandler	8	15	6	21	1.5-4	.	2--7	10
7	Ty Goodwill	6	11	10	21	2.5-9	.	.	6
45	Ed Smith IV	8	8	12	20	1-1	.	.	.	1	.	.	1	.
96	Dominic Wiseman	7	10	8	18	2.5-11	1-9	.	.	1	.	1	.	.
2	Jayvon Henderson	8	9	9	18	1-3	.	.	4	.	2-25	.	.	.
10	Dalton Hughes	8	6	11	17	1	1-0	.	.	.
18	RJ Moss Jr.	8	7	10	17	1-0	.	.	.
97	Tyler Thomas	8	5	8	13	3.5-18	2-12	.	.	2
90	E'Mauri Smiley	8	5	7	12	1-2	1-2	.	.	1	.	1	.	.
9	Emmanuel Waller	8	3	7	10	1-1	.	.	.	1	1-0	.	.	.
14	Cole Blaylock	8	3	6	9
24	Damyrion Darby	7	4	4	8
99	Stephen Johnson	8	1	7	8	0.5-1
91	Nathan Jennings	8	2	5	7	1.5-16	1.5-16
11	Anthony Brown	7	5	2	7	.	.	.	1
27	IBK Mafe	8	2	5	7	1.5-7	0.5-2
15	Chrystyle Caldwell	8	5	2	7
16	Brian Dillard	7	4	3	7	.	.	.	3
30	Achilles Woods	8	2	4	6	1
17	Dallas Young	8	1	5	6	1.5-4	.	.	1
26	Parker Shattuck	8	5	.	5
25	Tre'Mon Henry	8	1	1	2	1-2
11	Anthony Eager	8	1	1	2
42	Anthony Zaccaro	8	1	1	2
34	Bradley Thomas	5	.	1	1
81	Brec Long	6	1	.	1
1	Devin Voisin	8	1	.	1
6	Micah Woods	8	.	1	1
2	Miller McCrumby	8	1	.	1
44	William Felton IV	5	.	1	1
36	Hamilton DiBoyan	8	1	.	1
22	PJ Martin	8	.	1	1
3	Tywon Wray Jr.	6	.	1	1
	Totals	8	259	304	563	38-146	7-42	4-22	30	15	7-25	6	1	0



2025-26 South Alabama Football
Overall Defense Statistics
All games

Page 2/2
as of Oct 27, 2025

			Tackles				Sacks	Pass defense			Fumbles	blkd		
##	Player	gp	ua	a	tot	tfl/yds	no-yds	int-yds	brup	qbh	fr-yds	ff	kick	saf
	Opponents	8	277	322	599	40-150	16-104	4-45	17	15	5-13	7	0	0



2025-26 South Alabama Football
Team Game Highs
All games

Page 1/1
as of Oct 27, 2025

South Alabama - Game Highs

RUSHES	56	at Troy (10/04/2025)
YARDS RUSHING	265	at Troy (10/04/2025)
YARDS PER RUSH	5.1	Coastal Carolina (09/20/2025)
TD RUSHES	3 3	at Georgia St. (10/23/2025) Morgan St. (08/30/2025)
PASS ATTEMPTS	36	Coastal Carolina (09/20/2025)
PASS COMPLETIONS	22	Coastal Carolina (09/20/2025)
YARDS PASSING	280	at Georgia St. (10/23/2025)
YARDS PER PASS	12.7	at Georgia St. (10/23/2025)
TD PASSES	2 2 2 2 2	at Georgia St. (10/23/2025) at Troy (10/04/2025) at Auburn (09/13/2025) Tulane (09/06/2025) Morgan St. (08/30/2025)
TOTAL PLAYS	80 80	at North Texas (09/27/2025) Coastal Carolina (09/20/2025)
TOTAL OFFENSE	468	at Georgia St. (10/23/2025)
YARDS PER PLAY	6.8	at Georgia St. (10/23/2025)
POINTS	38 38	at Georgia St. (10/23/2025) Morgan St. (08/30/2025)
SACKS BY	3	Morgan St. (08/30/2025)
FIRST DOWNS	23	Tulane (09/06/2025)
PENALTIES	13	Arkansas St. (10/14/2025)
PENALTY YARDS	115	Arkansas St. (10/14/2025)
TURNOVERS	3	Coastal Carolina (09/20/2025)
PUNTS	8	Arkansas St. (10/14/2025)
PUNTING AVG	49.8	at Troy (10/04/2025)
LONG PUNT	55 55	at Troy (10/04/2025) Morgan St. (08/30/2025)
PUNTS INSIDE 20	2	Morgan St. (08/30/2025)
LONG PUNT RETURN	46	Morgan St. (08/30/2025)



2025-26 South Alabama Football
Individual Game Highs
All games

Page 1/1
as of Oct 27, 2025

South Alabama - Individual Game Highs

RUSHES	24	Kentrel Bullock vs Tulane (09/06/2025)
YARDS RUSHING	127	Kentrel Bullock vs Morgan St. (08/30/2025)
TD RUSHES	2 2	Kentrel Bullock at Georgia St. (10/23/2025) Kentrel Bullock vs Morgan St. (08/30/2025)
LONG RUSH	56	Bishop Davenport at Troy (10/04/2025)
PASS ATTEMPTS	36	Bishop Davenport vs Coastal Carolina (09/20/2025)
PASS COMPLETIONS	22	Bishop Davenport vs Coastal Carolina (09/20/2025)
YARDS PASSING	280	Bishop Davenport at Georgia St. (10/23/2025)
TD PASSES	2 2 2 2 2	Bishop Davenport at Georgia St. (10/23/2025) Bishop Davenport at Troy (10/04/2025) Bishop Davenport at Auburn (09/13/2025) Bishop Davenport vs Tulane (09/06/2025) Bishop Davenport vs Morgan St. (08/30/2025)
LONG PASS	74	Bishop Davenport at Georgia St. (10/23/2025)
RECEPTIONS	8 8 8	Devin Voisin vs Coastal Carolina (09/20/2025) Anthony Eager at Auburn (09/13/2025) Devin Voisin vs Tulane (09/06/2025)
YARDS RECEIVING	152	Devin Voisin vs Tulane (09/06/2025)
TD RECEPTIONS	2	Devin Voisin vs Tulane (09/06/2025)
LONG RECEPTION	74	Jeremy Scott at Georgia St. (10/23/2025)
PUNTS	8	Aleksi Pulkkinen vs Arkansas St. (10/14/2025)
PUNTING AVG	49.8	Aleksi Pulkkinen at Troy (10/04/2025)
LONG PUNT	55 55	Aleksi Pulkkinen at Troy (10/04/2025) Aleksi Pulkkinen vs Morgan St. (08/30/2025)
PUNTS INSIDE 20	2	Aleksi Pulkkinen vs Morgan St. (08/30/2025)
LONG PUNT RETURN	46	Devin Voisin vs Morgan St. (08/30/2025)
LONG KICKOFF RETURN	24	Micah Woods at North Texas (09/27/2025)
TACKLES	13 13	Blayne Myrick vs Arkansas St. (10/14/2025) Christopher Wallace, Jr. at North Texas (09/27/2025)
SACKS	1.5	Nathan Jennings vs Morgan St. (08/30/2025)
TACKLES FOR LOSS	3	Blayne Myrick vs Arkansas St. (10/14/2025)



2025-26 South Alabama Football
Individual Statistics
All games

Page 1/4
as of Oct 27, 2025

Rushing

Player	gp	att	gain	loss	net	avg	td	lg	avg/g
Kentrel Bullock	8	144	687	6	681	4.7	8	24	85.1
Keenan Phillips	8	67	370	8	362	5.4	0	54	45.3
PJ Martin	8	60	330	4	326	5.4	2	38	40.8
Bishop Davenport	8	76	333	144	189	2.5	4	56	23.6
Trae'von Dunbar	2	2	7	0	7	3.5	0	4	3.5
Micah Woods	8	1	0	0	0	0.0	0	0	0.0
Team	8	2	0	2	-2	-1.0	0	0	-0.3
Total	8	352	1727	164	1563	4.4	15	56	195.4
Opponents	8	308	1682	128	1554	5.0	17	56	194.3

Passing

Player	gp	effic	comp-att-int	pct	yds	td	lg	avg/g
Bishop Davenport	8	144.9	130-194-4	67.0	1461	11	74	182.6
Jared Hollins	2	121.0	2-2-0	100.0	5	0	8	2.5
Total	8	144.6	132-196-4	67.3	1466	11	74	183.3
Opponents	8	126.8	132-226-4	58.4	1465	12	70	183.1

Receiving

Player	gp	no.	yds	avg	td	lg	avg/g
Devin Voisin	8	48	642	13.4	4	65	80.3
Anthony Eager	8	25	171	6.8	1	34	21.4
Miller McCrumby	8	10	93	9.3	0	32	11.6
Jeremy Scott	8	10	210	21.0	2	74	26.3
Brendan Jenkins	7	9	117	13.0	1	30	16.7
Kentrel Bullock	8	8	49	6.1	1	15	6.1
PJ Martin	8	5	49	9.8	0	35	6.1
Micah Woods	8	5	59	11.8	1	33	7.4
Rod Gibbs	8	5	37	7.4	1	14	4.6
Keenan Phillips	8	4	9	2.3	0	8	1.1
Jeremiah Jones-Thomas	4	2	14	7.0	0	17	3.5
Trent Thomas	8	1	16	16.0	0	16	2.0
Total	8	132	1466	11.1	11	74	183.3
Opponents	8	132	1465	11.1	12	70	183.1

Punt Returns

Player	no.	yds	avg	td	lg
Devin Voisin	9	119	13.2	0	46
Total	9	119	13.2	0	46
Opponents	14	116	8.3	0	32

Interceptions

Player	no.	yds	avg	td	lg
Nehemiah Chandler	2	-7	-3.5	0	0
Wesley Miller	1	7	7.0	0	7
Tirrell Johnson	1	22	22.0	0	22
Total	4	22	5.5	0	22
Opponents	4	45	11.3	0	18

Kick Returns

Player	no.	yds	avg	td	lg
Micah Woods	2	40	20.0	0	24
Keenan Phillips	2	18	9.0	0	18
Jayvon Henderson	1	0	0.0	0	0
Total	5	58	11.6	0	24
Opponents	19	382	20.1	0	44

Fumbles Recovered

Player	no.	yds	avg	td	lg
Jayvon Henderson	2	25	12.5	0	17
Christopher Wallace, Jr.	2	0	0.0	0	0
Dalton Hughes	1	0	0.0	0	0
Emmanuel Waller	1	0	0.0	0	0
RJ Moss Jr.	1	0	0.0	0	0
Total	7	25	3.6	0	17
Opponents	5	13	2.6	1	13



2025-26 South Alabama Football
Individual Statistics
All games

Page 2/4
as of Oct 27, 2025

Scoring

Player	td	fg	PAT						pts
			kick	rush	rcv	pass	dxp	saf	
Kentrel Bullock	9	-	-	-	-	-	-	-	54
Hamilton DiBoyan	-	6-9	20-22	-	-	-	-	-	38
Bishop Davenport	4	-	-	2	-	-	-	-	28
Devin Voisin	4	-	-	-	-	-	-	-	24
Anthony Eager	2	-	-	-	-	-	-	-	12
PJ Martin	2	-	-	-	-	-	-	-	12
Jeremy Scott	2	-	-	-	-	-	-	-	12
Brendan Jenkins	1	-	-	-	-	-	-	-	6
Micah Woods	1	-	-	-	-	-	-	-	6
Rod Gibbs	1	-	-	-	-	-	-	-	6
Davis Little	-	1-1	1-1	-	-	-	-	-	4
Total	26	7-10	21-23	2	0	0	0	0	202
Opponents	30	9-13	25-26	0	2	2	0	0	236

Field Goals

Player	fg	pct.	01-19	20-29	30-39	40-49	50-99	lg	blk
Hamilton DiBoyan	6-9	66.7	0-0	3-4	1-3	2-2	0-0	47	0
Davis Little	1-1	100.0	0-0	1-1	0-0	0-0	0-0	23	0
Opponents	9-13	69.2	0-0	3-4	4-4	1-4	1-1	50	1

FG Sequence

Team Name	South Alabama	Opponents
Morgan St.	(23)	
Tulane	(28)	(50),(34)
Auburn	(29)	(34)
Coastal Carolina	(37),33,(47)	(44)
North Texas		43
Troy	(40)	48,(28)
Arkansas St.	29	(25),28,(37),(38)
Georgia St.	35,(23)	49,(25)

Numbers in (parentheses) indicate field goal was made

Total Offense

Player	g	plays	rush	pass	total	avg/g
Bishop Davenport	8	270	189	1461	1650	206.3
Kentrel Bullock	8	144	681	0	681	85.1
Keenan Phillips	8	67	362	0	362	45.3
PJ Martin	8	60	326	0	326	40.8
Trae'von Dunbar	2	2	7	0	7	3.5
Jared Hollins	2	2	0	5	5	2.5
Team	8	0	-2	0	-2	-0.3
Total	8	548	1563	1466	3029	378.6
Opponents	8	534	1554	1465	3019	377.4

Punting

Player	no.	yds	avg	lg	tb	fc	i20	50+	blk
Aleksi Pulkkinen	30	1251	41.7	55	1	8	7	11	0
Total	30	1251	41.7	55	1	8	7	11	0
Opponents	29	1277	44.0	59	2	10	12	6	0

Kickoffs

Player	no.	yds	avg	tb	ob	retn	net	ydl
Hamilton DiBoyan	39	2413	61.9	9	2			
James Whatley	1	0	0.0	0	1			
Total	40	2413	60.3	9	3	19	40.3	24
Opponents	45	2839	63.1	30	1	4	40.2	24



2025-26 South Alabama Football
Individual Statistics
All games

Page 3/4
as of Oct 27, 2025

All Purpose

Player	g	rush	rcv	pr	kr	ir	total	avg/g
Devin Voisin	8	0	642	119	0	0	761	95.1
Kentrel Bullock	8	681	49	0	0	0	730	91.3
Keenan Phillips	8	362	9	0	18	0	389	48.6
PJ Martin	8	326	49	0	0	0	375	46.9
Jeremy Scott	8	0	210	0	0	0	210	26.3
Bishop Davenport	8	189	0	0	0	0	189	23.6
Anthony Eager	8	0	171	0	0	0	171	21.4
Brendan Jenkins	7	0	117	0	0	0	117	16.7
Micah Woods	8	0	59	0	40	0	99	12.4
Miller McCrumby	8	0	93	0	0	0	93	11.6
Rod Gibbs	8	0	37	0	0	0	37	4.6
Tirrell Johnson	8	0	0	0	0	22	22	2.8
Trent Thomas	8	0	16	0	0	0	16	2.0
Jeremiah Jones-Thomas	4	0	14	0	0	0	14	3.5
Wesley Miller	8	0	0	0	0	7	7	0.9
Trae'von Dunbar	2	7	0	0	0	0	7	3.5
Nehemiah Chandler	8	0	0	0	0	-7	-7	-0.9
Team	8	-2	0	0	0	0	-2	-0.3
Total	8	1563	1466	119	58	22	3228	403.5
Opponents	8	1554	1465	116	382	45	3562	445.3



**2025-26 South Alabama Football
Individual Statistics
All games**

Page 4/4
as of Oct 27, 2025



2025-26 South Alabama Football Combined Team Statistics All games

Page 1/3
as of Oct 27, 2025

Team Results

	Date	Opponent		Score	Att.
	08/30/2025	Morgan St.	W	38-21	14017
	09/06/2025	Tulane	L	31-33	16871
	09/13/2025	at Auburn	L	15-31	88043
*	09/20/2025	Coastal Carolina	L	20-38	17050
	09/27/2025	at North Texas	L	22-36	16575
*	10/04/2025	at Troy	Lot1	24-31	28035
*	10/14/2025	Arkansas St.	L	14-15	19634
*	10/23/2025	at Georgia St.	W	38-31	13674

Rushing

Player	gp	att	gain	loss	net	avg	td	lg	avg/g
Kentrel Bullock	8	144	687	6	681	4.7	8	24	85.1
Keenan Phillips	8	67	370	8	362	5.4	0	54	45.3
PJ Martin	8	60	330	4	326	5.4	2	38	40.8
Bishop Davenport	8	76	333	144	189	2.5	4	56	23.6
Trae'von Dunbar	2	2	7	0	7	3.5	0	4	3.5
Team	8	2	0	2	-2	-1.0	0	0	-0.3
Total	8	352	1727	164	1563	4.4	15	56	195.4
Opponents	8	308	1682	128	1554	5.0	17	56	194.3

Passing

Player	gp	effic	comp-att-int	pct	yds	td	lg	avg/g
Bishop Davenport	8	144.9	130-194-4	67.0	1461	11	74	182.6
Jared Hollins	2	121.0	2-2-0	100.0	5	0	8	2.5
Total	8	144.6	132-196-4	67.3	1466	11	74	183.3
Opponents	8	126.8	132-226-4	58.4	1465	12	70	183.1

Receiving

Player	gp	no.	yds	avg	td	lg	avg/g
Devin Voisin	8	48	642	13.4	4	65	80.3
Anthony Eager	8	25	171	6.8	1	34	21.4
Miller McCrumby	8	10	93	9.3	0	32	11.6
Jeremy Scott	8	10	210	21.0	2	74	26.3
Brendan Jenkins	7	9	117	13.0	1	30	16.7
Kentrel Bullock	8	8	49	6.1	1	15	6.1
PJ Martin	8	5	49	9.8	0	35	6.1
Micah Woods	8	5	59	11.8	1	33	7.4
Rod Gibbs	8	5	37	7.4	1	14	4.6
Keenan Phillips	8	4	9	2.3	0	8	1.1
Jeremiah Jones-Thomas	4	2	14	7.0	0	17	3.5
Trent Thomas	8	1	16	16.0	0	16	2.0
Total	8	132	1466	11.1	11	74	183.3
Opponents	8	132	1465	11.1	12	70	183.1

Game Records

Record	Overall	Home	Away	Neutral
ALL GAMES	2-6	1-3	1-3	0-0
CONFERENCE	1-3	0-2	1-1	0-0
NON-CONFERENCE	1-3	1-1	0-2	0-0

Team Statistics

	USA	OPP
First Downs	156	158
Rushing	82	82
Passing	62	66
Penalty	12	10
Rushing Yardage	1563	1554
Rushing attempts	352	308
Average per rush	4.4	5.0
Average per game	195.4	194.3
TDs Rushing	15	17
Passing Yardage	1466	1465
Comp-Att-Int	132-196-4	132-226-4
Average per pass	7.5	6.5
Average per catch	11.1	11.1
Average per game	183.3	183.1
TDs Passing	11	12
Total offense	3029	3019
Average per play	5.5	5.7
Average per game	378.6	377.4
Kick returns: #-Yards	5-58	19-382
Punt returns: #-Yards	9-119	14-116
Int returns: #-Yards	4-22	4-45
Fumbles-Lost	12-5	9-7
Penalties-Yards	57-460	55-418
Punts-Avg	30-41.7	29-44.0
Time of possession / game	30:21	29:39
3rd-down conversion	48/118	45/111
4th-down conversion	13/23	15/18
PAT-attempts	(21-23) 91%	(25-26) 96%
2-point conversion-attempts	(2-3) 67%	(2-4) 50%

Interceptions

Player	no.	yds	avg	td	lg
Nehemiah Chandler	2	-7	-3.5	0	0
Wesley Miller	1	7	7.0	0	7
Tirrell Johnson	1	22	22.0	0	22
Total	4	22	5.5	0	22
Opponents	4	45	11.3	0	18



2025-26 South Alabama Football Combined Team Statistics All games

Page 2/3
as of Oct 27, 2025

Field Goals

Player	fg	pct.	01-19	20-29	30-39	40-49	50-99	lg	blk
Hamilton DiBoyan	6-9	66.7	0-0	3-4	1-3	2-2	0-0	47	0
Davis Little	1-1	100.0	0-0	1-1	0-0	0-0	0-0	23	0
Opponents	9-13	69.2	0-0	3-4	4-4	1-4	1-1	50	1

Punting

Player	no.	yds	avg	lg	tb	fc	i20	50+	blk
Aleksi Pulkkinen	30	1251	41.7	55	1	8	7	11	0
Total	30	1251	41.7	55	1	8	7	11	0
Opponents	29	1277	44.0	59	2	10	12	6	0

Scoring

		PAT							
Player	td	fg	kick	rush	rcv	pass	dxp	saf	pts
Kentrel Bullock	9	-	-	-	-	-	-	-	54
Hamilton DiBoyan	-	6-9	20-22	-	-	-	-	-	38
Bishop Davenport	4	-	-	2	-	-	-	-	28
Devin Voisin	4	-	-	-	-	-	-	-	24
Anthony Eager	2	-	-	-	-	-	-	-	12
PJ Martin	2	-	-	-	-	-	-	-	12
Jeremy Scott	2	-	-	-	-	-	-	-	12
Brendan Jenkins	1	-	-	-	-	-	-	-	6
Micah Woods	1	-	-	-	-	-	-	-	6
Rod Gibbs	1	-	-	-	-	-	-	-	6
Davis Little	-	1-1	1-1	-	-	-	-	-	4
Total	26	7-10	21-23	2	0	0	0	0	202
Opponents	30	9-13	25-26	0	2	2	0	0	236

Score by Periods

Team	1st	2nd	3rd	4th	OT	TOT
South Alabama	66	37	40	59	0	202
Opponents	56	55	51	67	7	236

Punt Returns

Player	no.	yds	avg	td	lg
Devin Voisin	9	119	13.2	0	46
Total	9	119	13.2	0	46
Opponents	14	116	8.3	0	32

Kick Returns

Player	no.	yds	avg	td	lg
Micah Woods	2	40	20.0	0	24
Keenan Phillips	2	18	9.0	0	18
Jayvon Henderson	1	0	0.0	0	0
Total	5	58	11.6	0	24
Opponents	19	382	20.1	0	44

All Purpose

Player	g	rush	rcv	pr	kr	ir	total	avg/g
Devin Voisin	8	0	642	119	0	0	761	95.1
Kentrel Bullock	8	681	49	0	0	0	730	91.3
Keenan Phillips	8	362	9	0	18	0	389	48.6
PJ Martin	8	326	49	0	0	0	375	46.9
Jeremy Scott	8	0	210	0	0	0	210	26.3
Bishop Davenport	8	189	0	0	0	0	189	23.6
Anthony Eager	8	0	171	0	0	0	171	21.4
Brendan Jenkins	7	0	117	0	0	0	117	16.7
Micah Woods	8	0	59	0	40	0	99	12.4
Miller McCrumby	8	0	93	0	0	0	93	11.6
Rod Gibbs	8	0	37	0	0	0	37	4.6
Tirrell Johnson	8	0	0	0	0	22	22	2.8
Trent Thomas	8	0	16	0	0	0	16	2.0
Jeremiah Jones-Thomas	4	0	14	0	0	0	14	3.5
Wesley Miller	8	0	0	0	0	7	7	0.9
Trae'von Dunbar	2	7	0	0	0	0	7	3.5
Nehemiah Chandler	8	0	0	0	0	-7	-7	-0.9
Total	8	1563	1466	119	58	22	3228	403.5
Opponents	8	1554	1465	116	382	45	3562	445.3

Total Offense

Player	g	plays	rush	pass	total	avg/g
Bishop Davenport	8	270	189	1461	1650	206.3
Kentrel Bullock	8	144	681	0	681	85.1
Keenan Phillips	8	67	362	0	362	45.3
PJ Martin	8	60	326	0	326	40.8
Trae'von Dunbar	2	2	7	0	7	3.5
Jared Hollins	2	2	0	5	5	2.5
Total	8	548	1563	1466	3029	378.6
Opponents	8	534	1554	1465	3019	377.4



**2025-26 South Alabama Football
Combined Team Statistics
All games**

Page 3/3
as of Oct 27, 2025

Team Defense

##	Player	gp	Tackles				Sacks	Pass defense		Fumbles	blkd		
			ua	a	tot	tfl/yds		int-yds	brup qbh		fr-yds	ff	kick saf
32	Blayne Myrick	7	27	26	53	4.5-11	.	.	2
0	Christopher Wallace, Jr.	8	26	25	51	2.5-5	2-0	1	.	.
28	Darius McKenzie	8	19	29	48	2-7	.	.	. 1
1	Wesley Miller	8	22	23	45	2.5-11	.	1-7	1
20	Tirrell Johnson	8	19	22	41	5-25	1-1	1-22	1 3	.	2	.	.
22	Caleb Dozier	8	13	27	40	0.5-2	.	.	1 3
8	Mike Harris	8	13	12	25	1-6	1	.	.
7	Ty Goodwill	6	11	10	21	2.5-9	.	.	6
6	Nehemiah Chandler	8	15	6	21	1.5-4	.	2--7	10
45	Ed Smith IV	8	8	12	20	1-1	.	.	. 1	.	.	1	.
96	Dominic Wiseman	7	10	8	18	2.5-11	1-9	.	. 1	.	1	.	.
2	Jayvon Henderson	8	9	9	18	1-3	.	.	4 .	2-25	.	.	.
10	Dalton Hughes	8	6	11	17 1	1-0	.	.	.
18	RJ Moss Jr.	8	7	10	17	1-0	.	.	.
97	Tyler Thomas	8	5	8	13	3.5-18	2-12	.	. 2
90	E'Mauri Smiley	8	5	7	12	1-2	1-2	.	. 1	.	1	.	.
9	Emmanuel Waller	8	3	7	10	1-1	.	.	. 1	1-0	.	.	.
14	Cole Blaylock	8	3	6	9
99	Stephen Johnson	8	1	7	8	0.5-1
24	Damyron Darby	7	4	4	8
27	IBK Mafe	8	2	5	7	1.5-7	0.5-2
11	Anthony Brown	7	5	2	7	.	.	.	1
15	Chrystyle Caldwell	8	5	2	7
16	Brian Dillard	7	4	3	7	.	.	.	3
91	Nathan Jennings	8	2	5	7	1.5-16	1.5-16
17	Dallas Young	8	1	5	6	1.5-4	.	.	1
30	Achilles Woods	8	2	4	6 1
26	Parker Shattuck	8	5	.	5
42	Anthony Zaccaro	8	1	1	2
11	Anthony Eager	8	1	1	2
25	Tre'Mon Henry	8	1	1	2	1-2
1	Devin Voisin	8	1	.	1
2	Miller McCrumby	8	1	.	1
3	Tywon Wray Jr.	6	.	1	1
22	PJ Martin	8	.	1	1
36	Hamilton DiBoyan	8	1	.	1
6	Micah Woods	8	.	1	1
44	William Felton IV	5	.	1	1
34	Bradley Thomas	5	.	1	1
81	Brec Long	6	1	.	1
Totals		8	259	304	563	38-146	7-42	4-22	30 15	7-25	6	1	0
Opponents		8	277	322	599	40-150	16-104	4-45	17 15	5-13	7	0	0