SOUTH ALABAMA FOOTBALL

4 BOWL GAMES | 5 NFL DRAFT PICKS | 15 ALL-AMERICANS | 107 ALL-SBC SELECTIONS | 40 SBC PLAYERS OF THE WEEK

GAME 4

SEPT. 19, 2024 | BOONE, N.C.
KIDD BREWER STADIUM (35,000)

SOUTH ALABAMA		APP STATE
RANKINGS **AP:** N/A | **COACHES:** N/A **Record:** 1-2, 0-0 SBC **Last Game:** vs. Northwestern State, W, 87-10 (9/12/24) **Head Coach:** Major Applewhite **Season at South Alabama:** 1st **Record at South Alabama:** 1-2 **Season as a Head Coach:** 3rd **Career Record:** 16-13	at	**RANKINGS** **AP:** N/A | **COACHES:** N/A **Record:** 2-1, 0-0 SBC **Last Game:** at East Carolina, W, 21-19 (9/14/24) **Head Coach:** Shawn Clark **Season at App State:** 5th **Record at App State:** 37-19 **Season as a Head Coach:** 5th **Career Record:** 37-19

STATISTICAL COMPARISON

48.3	Points / Game	26.3
29.7	Points Allowed / Game	31.7
207.3	Rush Yards / Game	177.7
305.0	Pass Yards / Game	269.3
512.3	Total Offense / Game	456.0
397.0	Total Defense / Game	447

SERIES HISTORY	RADIO	TV: ESPN
vs. App State: App State leads 4-1 **In Mobile:** App State leads 2-0 **In Boone:** App State leads 2-1 **Last Meeting:** App, 31-7 (12/5/15) **Current Streak:** App State, W4	**Play-By-Play:** JT Crabtree **Analyst:** Chris May **Sideline:** Pat Greenwood	**Play-By-Play:** Matt Barrie **Analyst:** Dan Mullen **Sideline:** Harry Lyles Jr.

COUNTDOWN TO KICKOFF

HIGH OCTANE

Thursday night's matchup between South Alabama and App State will feature the top-two passing offenses in the Sun Belt Conference. App State averages 321.3 yards per game through the air while the Jaguars throw for 305.0 yards per contest.

BY LAND, BY AIR, AND BY SEA

For the first time since 2022, South Alabama scored touchdowns on offense, defense and special teams. While the Jaguars scored plenty of touchdowns on offense, linebacker Chrystyile Caldwell scored on a 30-yard interception return and wide receiver Jamaal Pritchett returned the first punt of the game 62 yards for a score.

ALL EYES ON US

South Alabama's game at App State on Thursday night will be the only college football game in the country that night. The game will be featured on ESPN.

COLLEGE PRESSBOX

Collegepressbox is the official media website for Division I football. Access and download game notes, quotes, statistics, media guides, headshots, logos and more for all FBS schools, conferences, postseason games, awards and the College Football Playoff. For access, please register for an account at collegepressbox.com/register.

SOUTH ALABAMA 2024 SCHEDULE

DATE	OPPONENT	TIME/RESULT	TV
A 31	**NORTH TEXAS**	**L, 38-52**	**ESPN+**
S 7	at Ohio	L, 20-27	ESPN+
S 12	**NORTHWESTERN STATE**	**W, 87-10**	**ESPN+**
S 19	at App State*	6:30 pm	ESPN
S 28	at LSU	6:45 pm	SEC Network
O 5	at Arkansas State*	6 pm	TBA
O 15	**TROY***	**6:30 pm**	**ESPN2**
O 26	**ULM***	**TBA**	**TBA**
N 2	**GEORGIA SOUTHERN***	**TBA**	**TBA**
N 16	at Louisiana*	TBA	TBA
N 23	at Southern Miss*	TBA	TBA
N 29	**TEXAS STATE***	**2:30 pm**	**ESPN+**

*Sun Belt Conference Game
(All times Central)

APP STATE 2024 SCHEDULE

DATE	OPPONENT	TIME/RESULT	TV
A 31	**ETSU**	**W, 38-10**	**ESPN+**
S 7	at Clemson	L, 20-66	ACC Network
S 14	at East Carolina	W, 21-19	ESPNU
S 19	**SOUTH ALABAMA**	**7:30 pm**	**ESPN**
S 28	**LIBERTY**	**TBA**	**TBA**
O 5	at Marshall*	TBA	TBA
O 12	at Louisiana*	TBA	TBA
O 26	**GEORGIA STATE***	**TBA**	**TBA**
N 2	**OLD DOMINION***	**TBA**	**TBA**
N 7	at Coastal Carolina*	8 pm	ESPN/ESPN2
N 23	**JAMES MADISON***	**TBA**	**TBA**
N 30	at Georgia Southern*	TBA	TBA

*Sun Belt Conference Game
(All times Eastern)

BY THE NUMBERS

4 — Quarterback Gio Lopez's four touchdown passes against Northwestern State tied the scool record for the most in a single game

7 — Seven carries is all it took for true freshman running back Fluff Bothwell to run for 143 yards and two touchdowns in South Alabama's win over Northwestern State

87 — South Alabama's 87 points against Northwestern State were the most in a single game in school history. It also set a new Sun Belt Conference record for single-game points, and was the most points scored by an FBS team since 1991

MEDIA / PRACTICE SCHEDULE: GAME 4 (SUBJECT TO CHANGE)

MONDAY	TUESDAY	WEDNESDAY	THURSDAY	FRIDAY	SATURDAY	SUNDAY
PRACTICE CLOSED WEEKLY PRESS CONFERENCE Major Applewhite | 12:15 pm Coordinators to follow Selected Players to follow	PRACTICE CLOSED NO MEDIA AVAILABILITY	TRAVEL DAY PRACTICE CLOSED NO MEDIA AVAILABILITY	GAME DAY at App State - 6:30 p.m. Kidd Brewer Stadium Boone, N.C. Press Conference | Applewhite and Selected Players (Locker room is **CLOSED** to Media)	PRACTICE CLOSED NO MEDIA AVAILABILITY	PRACTICE CLOSED NO MEDIA AVAILABILITY	PRACTICE CLOSED NO MEDIA AVAILABILITY

SOUTH ALABAMA STRATEGIC COMMUNICATIONS

Primary Contact:
Tyler Roper - (801) 518-7941 -
roper@southalabama.edu

Secondary Contact:
Seth Whitehouse - (435) 850-9165 -
sethwhitehouse@southalabama.edu

MEDIA INFORMATION

Information about the Jaguar football team is available on USA's official athletics web site, www.USAJaguars.com. Among the information available at this site are links and pdfs of statistics, game notes and directions as well as photo gallery downloads. Information about the Sun Belt Conference is available at www.sunbeltsports.org.

POST GAME INTERVIEWS

After a 10-minute cooling off period, selected players and coaches will be made available to members of the media for interviews. Requested players and coaches will be accompanied by a South Alabama strategic communications staff member to the designated interview area.

The South Alabama locker room is closed at all times to media. Interview requests will be taken late in the game and every effort will be made to ensure that requested players are available. There will be no interviews conducted on the field, except for the television network that is broadcasting the game. Members of the South Alabama athletics communications staff will help direct you to the postgame interview area.

VISITING TEAM postgame media availability will be coordinated through the visiting SID.

WEEKLY GAME NOTES

Weekly South Alabama game notes will be available at the beginning of game week and will be emailed out to media members. Media members looking to be added to the list should email Tyler Roper (roper@southalabama.edu) or Seth Whitehouse (sethwhitehouse@southalabama.edu)

INJURY INFORMATION

Student-athletes who are injured during a game will not be allowed to participate in post-game media interviews. Coach Applewhite will comment on injuries as he sees fit.

PRACTICES

The South Alabama strategic communications staff encourages coverage of Jaguar Football in addition to game day. The team's practice schedule and availability will be communicated weekly. Please contact the South Alabama strategic communications office in advance if you plan on attending a practice session.

Certain South Alabama Football practices are open to credentialed members of the media for viewing on the condition that media in attendance do not report on any injuries that take place during practice. Media must also refrain from reporting on any players who do not participate in practice due to injury or any other reason.

Media wishing to report on injures or players who do not practice must ask Coach Applewhite for a comment on said players during his media availability. If Coach Applewhite chooses not to comment on the player in question, no reporting may take place.

Media who fail to comply with this policy run the risk of losing access to practices.

WEEKLY INTERVIEWS

In-person interviews with members of the coaching staff and student-athletes can be arranged by contacting Tyler Roper at or Seth Whitehouse. Interviews with student-athletes MUST be arranged in advance through the media relations office. Players are generally available immediately following practice

Phone interviews are also available, but will be arranged around the student-athlete's class and practice schedules. Student-athletes' phone numbers are not available under any circumstance. All phone interview requests must be made 24 hours prior.

MEDIA MEMBERS SHOULD NEVER CONTACT STUDENT-ATHLETES DIRECTLY AT ANY TIME. Student-athletes have been instructed to immediately terminate any contact initiated by a member of the media.

CREDENTIALS

Credentials for South Alabama football must be submitted through the credential request portal at USAJaguars.com. This can be found by navigating to the football page, then selecting the media drop down. The South Alabama strategic communications office reserves the right to approve or deny credential requests at their discretion.

Media credentials should be requested by Wednesday of the game week for a Saturday game. Credentials can be picked up at Media Will Call at Entry 7 (east side of Hancock Whitney Stadium).

PHOTOGRAPHERS

Only photographers shooting for accredited media outlets or for the South Alabama Strategic Communications Office will be issued photo passes/vests. Photographers are also allowed to shoot from the stands area along the first row of "blue seats" as long as they DO NOT obstruct fans viewing of the game.

WEEKLY PRESS CONFERENCE

South Alabama conducts a weekly press conference on Monday's in the team room of the Jaguar Football Facility.

Head coach Major Applewhite, along with both offensive coordinator (Rob Ezell and defensive coordinator (Will Windham), and selected student-athletes address the media at 12:30 p.m.

SUN BELT TELECONFERENCE

The 14 Sun Belt Conference coaches will be featured on a weekly teleconference each Monday from 10:30 a.m.-12:08 p.m. (CT) .

10:30-10:37 a.m.	Shawn Clark, App State
10:37-10:44 a.m.	Tim Beck, Coastal Carolina
10:44-10:51 a.m.	Bryant Vincent, ULM
10:51-10:58 a.m.	Bob Chesney, James Madison
10:58-11:05 a.m.	GJ Kinne, Texas State
11:05-11:12 a.m.	Dell McGee, Georgia State
11:12-11:19 a.m.	Clay Helton, Georgia Southern
11:19-11:26 a.m.	Michael Desormeaux, Louisiana
11:26-11:33 a.m.	Gerad Parker, Troy
11:33-11:40 a.m.	Will Hall, Southern Miss
11:40-11:47 a.m.	Butch Davis, Arkansas State
11:47-11:54 a.m.	Ricky Rahne, Old Dominion
11:54-12:01 p.m.	Charles Huff, Marshall
12:01-12:08 p.m.	**Major Applewhite, South Alabama**

PRESS BOX

The main press box located on the fourth level in the tower located on the west side of Hancock Whitney Stadium. The press box can be accessed by taking elevators at the base of the tower. Both radio and TV broadcast booths are located on the west side of the stadium

NUMERICAL | ROSTER

NO	PLAYER	POS	HT	WT	YR	HOMETOWN / HIGH SCHOOL / PREVIOUS SCHOOL
0	Braylon McReynolds	RB	5-7	190	R-So.	Mobile, Ala. / McGill-Toolen HS
0	Christopher Wallace Jr.	S	5-11	187	Jr.	Mobile, Ala. / Mary G. Montgomery HS
1	Rickey Fletcher	CB	6-3	197	Jr.	Durant, Miss. / Holmes County HS
1	Devin Voisin	WR	5-10	198	R-Sr.	Crestview, Fla. / Crestview HS
2	Jamaal Pritchett	WR	5-8	175	Sr.	Jackson, Ala. / Jackson HS / Tuskegee
2	Jaden Voisin	S	5-10	212	R-Sr.	Crestview, Fla. / Crestview HS
3	Kentrel Bullock	RB	5-10	203	Jr.	Columbia, Miss. / Columbia HS / Ole Miss
3	Rickey Hyatt Jr.	S	6-0	199	R-Jr.	Westerville, Ohio / Westerville Christian HS / Kentucky
4	Bishop Davenport	QB	6-2	194	R-So.	Spring, Texas / Spring HS / Utah State
4	Dallas Gamble	CB	6-0	197	R-Sr.	Booneville, Miss. / Booneville HS
6	Wesley Miller	S	5-11	193	R-So.	Columbia, Miss. / Heritage Acadmy / Mississippi State
6	Micah Woods	WR	6-0	185	R-Jr.	Birmingham, Ala. / Pinson Valley HS / Buffalo
7	Gio Lopez	QB	6-0	220	R-Fr.	Huntsville, Ala. / James Clemens HS
7	Lardarius Webb Jr.	S	5-9	168	R-Jr.	Opelika, Ala. / Opelika HS / Jackson Academy / Oklahoma State
8	Jordan Scruggs	CB	5-11	176	R-Jr.	Kansas City, Mo. / Blue. Valley West HS / Hutchinson CC
8	DJ Thomas-Jones	TE	6-2	256	Sr.	Mobile, Ala. / Saraland HS / Ole Miss
9	Jeremy Scott	WR	6-3	198	Fr.	Jackson, Miss. / Callaway HS
9	Trent Singleton	S	6-0	198	R-So.	Edwards, Miss. / Raymond HS / Mississippi State
10	Noah Toster	WR	6-4	193	So.	Apex, N.C. / Apex Friendship HS / Chowan
10	Aakil Washington	LB	6-2	234	R-Jr.	Atlanta, Ga. / Wheeler HS / Liberty
11	Anthony Eager	WR	6-1	174	R-Fr.	Mobile, Ala. / McGill-Toolen HS
11	Dalton Hughes	LB	6-3	225	Jr.	Tupelo, Miss. / Tupelo HS
12	Jacob Jones	QB	6-1	204	R-Fr.	Lexington, Ky. / West Jessamine HS / Grambling State
12	Reggie Neely	CB	5-11	180	R-Jr.	Memphis, Tenn. / Briarcrest Christian / East Mississippi CC
13	Javon Ivory	WR	6-2	197	R-Sr.	Grove Hill, Ala. / Clarke County HS / Memphis
14	Cole Blaylock	S	6-0	197	R-Fr.	Mobile, Ala. / UMS-Wright Preparatory School
14	Brett Nezat	QB	6-5	234	R-Jr.	Saraland, Ala. / Saraland HS / Arkansas State / West Florida
15	Chrystyile Caldwell	LB	6-1	216	R-So.	Elba, Ala. / Elba HS
15	Shamar Sandgren	WR	6-0	177	Sr.	Savannah, Ha. / Island HS / Itawamba CC
16	Brian Dillard	S	6-2	195	R-Sr.	Ocala, Fla. / Lake Weir HS / Independence CC
16	Jared Hollins	QB	6-4	187	Fr.	Semmes, Ala. / Mary G. Montgomery HS
17	Jace Larsen	WR	6-0	169	R-Fr.	New Orleans, La. / Jesuit HS
17	Courtney McBride	LB	6-1	236	Sr.	Atlanta, Ga. / Heritage HS / Florida Atlantic
18	RJ Moss Jr.	DL	6-3	269	R-Fr.	Biloxi, Miss. / Biloxi HS
18	Keyshawn Woodyard	WR	6-1	195	R-Jr.	Mobile, Ala. / UMS-Wright Preparatory School
19	Amarion Fortenberry	CB	5-11	175	Fr.	Columbia, Miss. / Columbia HS
19	Rod Gibbs	TE	6-4	241	So.	Atlanta, Ga. / Westlake HS / Hutchinson CC
20	Lamondre Brooks	DL	6-2	258	R-Jr.	Birmingham, Ala. / Huffman HS
20	Webber McClinton	WR	5-11	171	Fr.	Montgomery, Ala. / Trinity Presbyterian School
21	Jarvis Durr	RB	5-10	207	R-Fr.	Brandon, Miss. / Brandon HS
21	Jordan Norman	DL	6-4	249	R-Fr.	Hoover, Ala. / Hoover HS
22	Ty Goodwill	S	6-2	192	Fr.	Prichard, Ala. / Faith Academy
22	PJ Martin	RB	5-10	211	R-Fr.	New Orleans, La. / De La Salle HS
23	Iverson Celestine	RB	5-10	209	R-Jr.	Mandeville, La. / Fontainbleau HS / Tulane
23	Cube Gurley	CB	6-1	183	Fr.	New Orleans, La. / St. Augustine Catholic HS
24	Fluff Bothwell	RB	5-10	219	Fr.	Oneonta, Ala. / Oneonta HS
24	Damyrion Darby	S	5-10	169	Fr.	Bassfield, Miss. / Jefferson Davis County HS
25	Ben Brewer	WR	5-10	194	Fr.	Mobile, Ala. / Mobile Christian
25	Dashaun Caffee	S	5-7	160	Fr.	Prattville, Ala. / Stanhope Elmore HS
26	Jonathon Carter	RB	5-8	198	R-So.	Troy, Ala. / Charles Henderson HS
26	Parker Shattuck	LB	6-1	205	Fr.	LaGrange, Ga. / LaGrange HS
27	Tylen Campbell	WR	5-10	181	R-So.	Jackson, Ala. / Jackson HS North Alabama
27	Gavin Forsha	LB	6-2	227	R-Jr.	Nashville, Tenn. / Mount Juliet Christian Academy Kansas State
28	Darius McKenzie	LB	6-2	240	R-Jr.	Ottowa, Ontario / Clearwater Academy International / Maine
29	Kaleb Jackson	S	5-8	184	Fr.	Bessemer, Ala. / Hoover HS
30	Stacey Boykins Jr.	WR	6-2	187	R-Fr.	Daphne, Ala. / Daphne HS
30	Achilles Woods	DL	6-4	262	Fr.	Decatur, Ala. / Austin HS
31	Mike Harris	S	5-11	172	R-Jr.	Phenix City, Ala. / Central HS / Baylor
32	Blayne Myrick	LB	6-3	232	R-So.	Fairhope, Ala / Fairhope HS
33	Julien Demby	LB	6-1	208	Fr.	Vicksburg, Miss. / Warren Central HS
33	Dorian Smith	RB	5-7	168	R-Fr.	Mobile, Ala. / Faith Academy
35	Matthew Laseter	S	6-0	171	Fr.	Flowood, Miss. / Jackson Prep
35	Davis Little	K	6-0	175	Fr.	Suwanee, Ga. / South Forsyth HS
36	William Felton IV	LB	6-1	222	Fr.	Pelham, Ala. / Pelham HS
37	Davaris Pilcher	CB	6-0	183	R-Jr.	Greenwood, Miss. / Greenville Christian / Coahoma CC
38	Calvin Williams	CB	5-11	180	R-Fr.	Phenix City, Ala. / Russell County HS
39	Rod Ivy	S	6-0	203	Fr.	Pinson, Ala. / Clay-Chalkville HS
40	Aleksi Pulkkinen	K	6-4	190	So.	Helsinki, Finland / Vuosaari Kukio
42	Bennett Blanks	LB	6-3	203	Fr.	Fort Payne, Ala. / Fort Payne HS
42	Anthony Zaccaro	LS	6-1	227	R-Jr.	Melville, N.Y. / St. Anthony's HS / Old Dominion
43	Jacob Porco	LB	5-11	204	Fr.	Birmingham, Ala. / Oak Mountain HS
44	Michael Archie	CB	6-0	197	R-Sr.	Pensacola, Fla. / Pensacola Catholic HS

ALPHABETICAL | ROSTER

NO	NAME	POS
44	Michael Archie	CB
47	Donnie Arnold	LB
89	Andrew Bench	TE
42	Bennett Blanks	LB
14	Cole Blaylock	S
24	Fluff Bothwell	RB
30	Stacey Boykins Jr.	WR
25	Ben Brewer	WR
20	Lamondre Brooks	DL
49	Tre Brown	DL
3	Kentrel Bullock	RB
51	Reed Buys	OL
25	Dashaun Caffee	S
15	Chrystyile Caldwell	LB
27	Tylen Campbell	WR
77	Malachi Carney	OL
26	Jonathon Carter	RB
75	Tyler Carter	DL
23	Iverson Celestine	RB
24	Damyrion Darby	S
4	Bishop Davenport	QB
79	Jordan Davis	OL
33	Julien Demby	LB
94	Hamilton DiBoyan	K
16	Brian Dillard	S
58	Hayden Dozier	OL
95	Jalyn Durgan	DL
21	Jarvis Durr	RB
11	Anthony Eager	WR
36	William Felton IV	LB
1	Ricky Fletcher	CB
27	Gavin Forsa	LB
19	Amarion Fortenberry	CB
73	Daniel Foster-Allen	OL
4	Dallas Gamble	CB
74	Reid Gavin	OL
19	Rod Gibbs	TE
65	DeShaun Gonzales	OL
22	Ty Goodwill	S
83	Jerrian Graham	WR
56	Adrian Griffin	OL
84	Devin Guin	TE
23	Cube Gurley	CB
70	Asher Hale	OL
31	Mike Harris	S
88	Chris Holifield Jr.	WR
16	Jared Hollins	QB
72	Ethan Hubbard	OL
11	Dalton Hughes	LB
3	Rickey Hyatt Jr.	S
13	Javon Ivory	WR
39	Rod Ivy	S
29	Kaleb Jackson	S
91	Nathan Jennings	DL
69	Kenton Jerido	OL
76	Logan Joellenbeck	OL
90	Carlos Johnson Jr.	DL
12	Jacob Jones	QB
93	Josh Jones	DL
86	Todd Justice	TE
61	Julius Kidd	OL
17	Jace Larsen	WR
35	Matthew Laseter	S
35	Davis Little	K
85	Will Loerzel	TE
7	Gio Lopez	QB
99	Laith Marjan	K
87	Jack Martin	P
22	PJ Martin	RB
17	Courtney McBride Jr.	LB
20	Webber McClinton	WR
80	Hollis McDaniel	TE

NUMERICAL | ROSTER

44	Baxter Turner	LS	5-11	193	R-Fr.	Saraland, Ala. / Saraland HS
45	Ed Smith IV	DL	6-1	306	R-Jr.	Tuscaloosa, Ala. / Central HS
47	Donnie Arnold	LB	5-10	221	Fr.	Deatsville, Ala. / Stanhope Elmore HS
47	Grant Rountree	LS	6-1	224	Fr.	Nashville, Tenn. / Wilson Central HS / Air Force
48	Jordan Williams	LB	6-2	218	R-Fr.	Metairie, La. / Archbishop Rummel HS
49	Tre Brown	DL	6-2	301	R-Fr.	Natchitoches, La. / Natchitoches Central HS / Texas Tech
51	Reed Buys	OL	6-4	301	R-Sr.	Vicksburg, Miss. / Warren Central HS / Mississippi State
53	Emauri Sibley	LB	5-11	212	R-So.	Zachary, La. / Zachary HS / Arkansas-Monticello
55	Malachi Preciado	OL	6-2	312	R-So.	New Orleans, La. / Warren Easton HS / Purdue
55	Maurice Strong Jr.	DL	6-1	293	Grad.	Raiford, Fla. / Union County HS
56	Adrian Griffin	OL	6-4	297	R-Fr.	Pleasant Grove, Ala. / Pleasant Grove HS
58	Hayden Dozier	OL	6-2	290	So.	Amory, Miss. / Amory HS / Northwest Mississippi CC
59	Sam Williams	OL	6-0	289	R-Jr.	Pascagoula, Miss. / Resurrection Catholic School
61	Julius Kidd	OL	6-1	320	R-So.	Mobile, Ala. / Davidson HS
65	DeShaun Gonzales	OL	6-2	318	Fr.	El Paso, Texas / Parkland HS
69	Kenton Jerido	OL	6-1	336	R-So.	Tuscaloosa, Ala. / Northridge HS
70	Asher Hale	OL	6-5	262	Fr.	Mobile, Ala. / St. Paul's Episcopal HS
72	Ethan Hubbard	OL	6-6	304	R-Fr	Hoover, Ala. / Hoover HS / Duke
73	Daniel Foster-Allen	OL	6-4	293	R-Jr.	Mobile, Ala. / St. Paul's Episcopal HS / Auburn
74	Reid Gavin	OL	6-4	289	Jr.	Ellisville, Miss. / South Jones HS
74	Johnathan Street	DL	6-1	291	R-Jr.	State Line, Miss. / Holmes County CC
75	Tyler Carter	DL	6-4	259	Fr.	Vicksburg, Miss. / Vicksburg HS
75	Damon Parr	OL	6-5	324	R-So.	Jacksonville, Ala. / Pleasant Valley HS
76	Logan Joellenbeck	OL	6-6	334	Fr.	Foley, Ala. / Foley HS
77	Malachi Carney	OL	6-4	312	R-So.	Pleasant Grove, Ala. / Pleasant Grove HS
79	Jordan Davis	OL	6-5	306	R-Jr.	Fairburn, Ga. / Creekside HS / South Carolina
80	Hollis McDaniel	TE	6-3	214	R-Fr.	New Orleans, La. / Jesuit HS
81	Jeremiah Webb	WR	6-0	196	R-Sr.	Chicago, Ill. / Urban Prep Academy / South Dakota
82	Trent Thomas	TE	6-5	246	R-Fr.	Mobile, Ala. / Cottage Hill HS
83	Jerrian Graham	WR	6-1	194	Fr.	Prichard, Ala. / Vigor HS
84	Devin Guin	TE	6-2	218	Fr.	Tuscaloosa, Ala. / Northside HS
85	Will Loerzel	TE	6-5	244	Fr.	New Orleans, La. / Isidore Newman HS
86	Todd Justice	TE	6-2	241	R-Sr.	Chelsea, Ala. / Chelsea HS
87	Jack Martin	P	5-11	176	R-Sr.	Mobile, Ala. / McGill-Toolen HS / Alabama
88	Chris Holifield Jr.	WR	5-8	186	R-Jr.	Mobile, Ala. / LeFlore HS / Pearl River CC
89	Andrew Bench	TE	6-4	251	R-Sr.	Elmore, Ohio / Genoa HS / Bowling Green
90	Carlos Johnson Jr.	DL	5-10	267	Sr.	Mobile, Ala. / Spanish Fort HS
91	Nathan Jennings	DL	6-3	274	Fr.	Madison, Ala. / James Clemens HS
93	Josh Jones	DL	6-4	274	R-Jr.	Kennesaw, Ga. / North Cobb HS / Independence CC
94	Hamilton DiBoyan	K	5-11	163	R-Fr.	Alpharetta, Ga. / Denmark HS
95	Jalyn Durgan	DL	6-4	251	Jr.	Ocean Springs, Miss. / St. Martin HS / East Mississippi CC
96	Eli Webb	LB	6-2	249	R-So.	Fairhope, Ala. / Fairhope HS / Belhaven
97	Tyler Thomas	DL	6-4	246	R-Fr.	Mobile, Ala. / Cottage Hill HS / UAB
99	Laith Marjan	K	6-2	219	R-Jr.	Raleigh, N.C. / Enloe HS / East Carolina
99	Wy'Kevious Thomas	DL	6-2	303	R-Sr.	Riverdale, Ga. / Riverdale HS

ALPHABETICAL | ROSTER

28	Darius McKenzie	LB
0	Braylon McReynolds	RB
6	Wesley Miller	S
18	RJ Moss Jr.	DL
32	Blayne Myrick	LB
12	Reggie Neely	CB
14	Brett Nezat	QB
21	Jordan Norman	DL
75	Damon Parr	OL
37	Davaris Pilcher	CB
43	Jacob Porco	LB
55	Malachi Preciado	OL
2	Jamaal Pritchett	WR
40	Aleksi Pulkkinen	P
47	Grant Rountree	LS
15	Shamar Sandgren	WR
9	Jeremy Scott	WR
8	Jordan Scruggs	CB
26	Parker Shattuck	LB
53	Emauri Sibley	LB
9	Trent Singleton	S
33	Dorian Smith	RB
45	Ed Smith IV	DL
74	Johnathan Street	DL
55	Maurice Strong Jr.	DL
82	Trent Thomas	TE
97	Tyler Thomas	DL
99	Wy'Kevious Thomas	DL
8	DJ Thomas-Jones	TE
10	Noah Toster	WR
44	Baxter Turner	LS
1	Devin Voisin	WR
2	Jaden Voisin	S
0	Christopher Wallace Jr.	S
10	Aakil Washington	LB
96	Eli Webb	DL
81	Jeremiah Webb	WR
7	Lardarius Webb Jr.	S
38	Calvin Williams	CB
59	Sam Williams	OL
48	Jordan Williams	LB
30	Achilles Woods	DL
6	Micah Woods	WR
18	Keyshawn Woodyard	WR
42	Anthony Zaccaro	LS

COACHING STAFF

HEAD COACH

Major Applewhite (Texas, '02)

ASSISTANT COACHES

Rob Ezell (Alabama, '11)	Offensive Coordinator / Quarterbacks
Will Windham (Mississippi State, '07)	Defensive Coordinator / Safeties
Tre Williams (Auburn, '17)	Special Teams Coordinator / Outside Linebackers
Jay Hopson (Ole Miss, '92)	Cornerbacks
Cameron Cleminson (Michigan State, '18)	Inside Linebackers
Kyle Skierski (UC Davis, '06)	Tight Ends
Paul Petrino (Carroll College, '89)	Receivers
Effrem Reed (Louisiana, '15)	Running Backs
Jason Onyebuagu (Northern Illinois, '09)	Offensive Line
Jonathan Bradley (Arkansas State, '11)	Defensive Line

ANALYSTS

Doug Ruse (Northwest Missouri State '86)	Quality Control Analyst (Offense)
Justin Stolberg (Mississippi State, '21)	Quality Control Analyst (Defense)
Eric Ponio (Arkansas, '17)	Quality Control Analyst (Special Teams)

SOUTH ALABAMA | DEPTH CHART

OFFENSE

LT	79	Jordan Davis	6-5	306	R-Jr.
	73	Daniel Foster-Allen	6-4	293	R-Jr.
LG	69	Kenton Jerido	6-1	336	R-So.
	70	Asher Hale	6-5	262	Fr.
C	55	Malachi Preciado	6-2	312	R-So.
	51	Reed Buys	6-4	301	R-Sr.
RG	51	Reed Buys	6-4	301	R-Sr.
	74	Reid Gavin	6-4	289	Jr.
RT	77	Malachi Carney	6-4	312	R-So.
	56	Adrian Griffin	6-4	297	R-Fr.
QB	7	Gio Lopez	6-0	220	R-Fr.
	4	Bishop Davenport	6-2	194	R-So.
RB	0	Braylon McReynolds	5-7	190	R-So.
-or-	3	Kentrel Bullock	5-10	203	Jr.
TE	8	DJ Thomas-Jones	6-2	256	Sr.
	89	Andrew Bench	6-4	251	R-Sr.
WR	13	Javon Ivory	6-2	197	R-Sr.
-or-	81	Jeremiah Webb	6-0	196	R-Sr.
WR	1	Devin Voisin	5-10	198	R-Sr.
-or-	15	Shamar Sandgren	6-0	177	Sr.
WR	2	Jamaal Pritchett	5-8	175	Sr.
	11	Anthony Eager	6-1	174	R-Fr.

DEFENSE

BANDIT	21	Jordan Norman	6-4	249	R-Fr.
	95	Jalyn Durgan	6-4	251	Jr.
NG	99	Wy'Kevious Thomas	6-2	308	R-Jr.
	45	Ed Smith IV	6-1	306	R-Jr.
DT	55	Maurice Strong	6-1	293	Grad.
-or-	90	Carlos Johnson Jr.	5-10	267	Sr.
HUSKY	8	Jordan Scruggs	5-11	176	R-Jr.
	16	Brian Dillard	6-2	195	R-Sr.
MIKE	32	Blayne Myrick	6-3	232	R-So.
	11	Dalton Hughes	6-3	225	Jr.
STING	27	Gavin Forsha	6-2	227	R-Jr.
-or-	28	Darius McKenzie	6-2	240	R-Jr.
WOLF	10	Aakil Washington	6-2	234	R-Jr.
-or-	17	Courtney McBride Jr.	6-1	236	Sr.
FCB	19	Amarion Fortenberry	5-11	175	Fr.
-or-	4	Dallas Gamble	6-0	197	R-Sr.
ROVER	6	Wesley Miller	5-11	193	R-So.
	31	Mike Harris	5-11	172	R-Jr.
FS	2	Jaden Voisin	5-10	212	R-Sr.
	22	Ty Goodwill	6-2	192	Fr.
BCB	7	Lardarius Webb Jr.	5-9	168	R-Jr.
-or-	12	Reggie Neely	5-11	180	R-Jr.

SPECIALISTS

PK	99	Laith Marjan	6-2	219	R-Jr.
	35	Davis Little	6-0	175	Fr.
KOS	99	Laith Marjan	6-2	219	R-Jr.
	35	Davis Little	6-0	175	Fr.
P	87	Jack Martin	5-11	176	R-Sr.
-or-	40	Aleksi Pulkkenin	6-4	190	So.
LS	42	Anthony Zaccaro	6-1	227	R-Jr.
	44	Baxter Turner	5-11	193	R-Fr.
H	87	Jack Martin	5-11	176	R-Sr.
PR	2	Jamaal Pritchett	5-8	175	Sr.
-or-	1	Devin Voisin	5-10	198	R-Sr.
KR	15	Shamar Sandgren	6-0	177	Sr.
-or-	1	Devin Voisin	5-10	198	R-Sr.

ASSISTANT COACHES



Rob Ezell
OC/Quarterbacks
Field



Will Windham
DC/Safeties
Field



Jay Hopson
Cornerbacks
Field



Tre' Williams
ST Coord. / OLBs
Field



Cameron Cleminson
Inside Linebackers
Booth



Kyle Skierski
Tight Ends
Field



Paul Petrino
Receivers
Booth



Effrem Reed
Running Backs
Field



Jason Onyebuagu
Offensive Line
Field



Jonathan Bradley
Defensive Line
Field

PRONUNCIATION GUIDE

Fluff **Bothwell**	Bawth-well
LAMONDRE Brooks	Luh-mahn-dre
CHRYSTYILE Caldwell	CHRIS-tile
Iverson Celestine	Sill-es-teen
Hamilton **DIBOYAN**	Dib-oye-in
Gavin **Forsha**	For-shay
KENTON JERIDO	Ken-tun Jer-ih-doh
Logan **Joellenbeck**	Joll-in-beck
Matthew **Laseter**	Lass-it-er
Will **Loerzel**	Lore-zell
Laith **Marjan**	Margin
Blayne **Myrick**	My-Rick
Brett **Nezat**	Knee-zat
Davaris Pilcher	Duh-Var-iss
Malachi Preciado	Presh-ee-odd-oh
ALEKSI PULKKINEN	Pulk-in-en
EMAURI SIBLEY	Imm-are-ee
WY'KEVIOUS Thomas	Why-KEY-vee-us
Noah **Toster**	Toaster
Devin **VOISON**	Voy-son
Jaden **VOISON**	Voy-son
Aakil Washington	Uh-keel
Lardarius Webb Jr.	Luh-Darius
Anthony **ZACCARO**	Zuh-Car-oh

THE APPLEWHITE FILE

Born	July 26, 1978
Hometown	Baton Rouge, La.
Wife	Julie
Children	Lila, Nash

PLAYING HISTORY

Year	School	Position
1998-2001	Texas	Quarterback

COACHING HISTORY

Year	School	Position
2003-04	Texas	Graduate Assistant
2005	Syracuse	Quarterbacks
2006	Rice	Offensive Coordinator/ QBs
2007	Alabama	Offensive Coordinator / QBs
2008-10	Texas	Running Backs
2011-12	Texas	Offensive Coordinator / RBs
2013	Texas	Offensive Coordinator / QBs
2015-16	Houston	Offensive Coordinator / QBs
2016-18	Houston	Head Coach
2019-20	Alabama	Analyst
2021-23	**South Alabama**	**Offensive Coordinator / QBs**
2024-pres.	**South Alabama**	**Head Coach**

YEAR-BY-YEAR RECORD

Year	School	Record
2016	Houston	0-1
2017	Houston	7-5
2018	Houston	8-5
2024	**South Alabama**	**1-2**
		at South Alabama: 1-2
		Overall: 16-13

RECORD AGAINST OPPONENTS

Arizona	2-0
Army	0-1
East Carolina	2-0
Fresno State	0-1
Memphis	0-2
Navy	2-0
North Texas	0-1
Northwestern State	1-0
Ohio	0-1
Rice	2-0
San Diego State	0-1
SMU	1-1
South Florida	2-0
Temple	1-1
Texas Southern	1-0
Texas Tech	0-2
Tulane	1-1
Tulsa	1-1



HEAD COACH | MAJOR APPLEWHITE

Major Applewhite was named the fourth head coach in the history of South Alabama Football on Jan. 18, 2024.

Before earning to promotion to head coach, Applewhite spent three seasons with the Jaguars as the team's offensive coordinator. South Alabama went 22-16 during those three years, including a 10-win season in 2022 and a 2023 campaign that resulted in the first bowl championship in school history.

One of the best offensive minds in all of college football, Applewhite has elevated South's offensive attack since arriving on campus. In his role as offensive coordinator and quarterbacks coach, Applewhite's star pupil at USA has been Carter Bradley, who became the winningest quarterback in program history and broke multiple school records along the way. Bradley received All-Sun Belt honorable mention recognition in 2023, and accepted invitations to both the Hula Bowl and Senior Bowl at season's end.

Under Applewhite's leadership, the 2023 Jaguar offense set a program record for points in a single season with 430 on the year. South Alabama scored 55 points or more in three games throughout the course of the season, including 59 in the team's win over Eastern Michigan in the 68 Ventures Bowl. That number set a program record for points against an FBS opponent. The Jags also scored 55 points in back-to-back wins over ULM and Southern Miss.

Applewhite settles into his new role at South Alabama having already spent two seasons as the head coach at Houston. In two seasons at the helm, Applewhite guided the Cougars to a record of 15-11 with two bowl game appearances. In his first season leading the program, UH defeated nationally-ranked South Florida during the regular season on the way to a 7-5 finish and an appearance in the Hawai'i Bowl. The Cougars then improved to 8-5 the next fall while earning an invitation to the Armed Forces Bowl.

Between stops at Houston and South Alabama, Applewhite spent two seasons as an analyst on Nick Saban's staff at Alabama. In 2020, he helped guide the Crimson Tide to a perfect 13-0 season and subsequent College Football Playoff National Championship. It was Applewhite's second of two stints at Alabama, his first coming in 2007 when he served as the program's offensive coordinator and quarterbacks coach.

From 2008-2013, Applewhite coached at his alma mater, Texas, in various roles. Starting as the program's assistant head coach working with the running backs in 2008, Applewhite was eventually elevated to offensive coordinator in 2011 and served in that capacity for three seasons with the Longhorns. While working for legendary head coach Mack Brown, Applewhite helped Texas win the 2008 Fiesta Bowl and make an appearance in the 2009 BCS National Championship game.

After starting his coaching career at Texas in 2003 as a graduate assistant, Applewhite went to Syracuse in 2005 as quarterbacks coach. Following a year in New York, he returned to the state of Texas to serve as the offensive coordinator and quarterbacks coach at Rice for the 2006 season.

Before transitioning into coaching, Applewhite played quarterback at Texas for four seasons. During his playing career, Applewhite was named Big 12 Freshman of the Year and the league's co-Offensive Player of the Year in 1999. In his final appearance for the Longhorns, he was named Most Valuable Player of the Holiday Bowl after throwing for 473 yards and four touchdowns in a four-point victory over Washington.

Applewhite owns a bachelor's degree in sport management from Texas. He resides in Mobile with his wife, Julie, and children, Lila and Nash.

"I want to make this our city's team. I want to create an atmosphere here in our stadium where it's full. Where people are here early, they're loud, and they stay late. I want to see 50, 60 smokestacks coming up. I want to see the top of RV's. I want to create a situation where this stadium represents our entire city."

-Major Applewhite

SOUTH ALABAMA | NOTES

THE SERIES VS. APP STATE

- App State owns a 4-1 series lead all time against South Alabama

- South Alabama's lone victory against the Mountaineers took place on App State's home field

- The two schools have not met since the 2021 campaign

Oct. 4, 2014	South Alabama 47, App State 21
Dec. 5, 2015	App State 34, South Alabama 27
Sept. 29, 2018	App State 52, South Alabama 7
Oct. 26, 2019	App State 30, South Alabama 3
Nov. 13, 2021	App State 31, South Alabama 7

JAGS IN SUN BELT OPENERS

- Since joining the Sun Belt Conference in 2012, South Alabama has a 5-7 record in league openers

- Thursday will mark the third-consecutive season the Jags have opened league play on the road

- South Alabama had alternated losses and wins in conference openers since the 2017 season

2012	at Troy L, 10-31
2013	Western Kentucky W, 31-24
2014	Georgia Southern L, 6-28
2015	Troy W, 24-18
2016	Georgia Southern L, 9-24
2017	Idaho L, 23-29
2018	Texas State W, 41-31
2019	at ULM L, 17-30
2020	Texas State W, 30-20
2021	Louisiana L, 18-20
2022	at Louisiana W, 20-17
2023	at James Madison L, 23-31

PRITCHETT'S PUNT RETURN

- Jamaal Pritchett returned the first punt of the game against Northwestern State 62 yards for a touchdown, giving the Jags their first punt return for a touchdown since Sept. 24, 2022 against Louisiana Tech

DJ TIMES TWO

- Tight end DJ Thomas-Jones caught two touchdown passes in South Alabama's win over Northwestern State

- In each of the last three games Thomas-Jones has caught a touchdown pass, he has caught at least two scores

- Thomas-Jones caught a pair of touchdowns in South Alabama's 68 ventures bowl in 2023, and three touchdowns in last year's regular season finale at Texas State

DOUBLE TROUBLE

- Running backs Fluff Bothwell and Kentrel Bullock both rushed for over one hundred yards and two touchdowns in last week's victory over Northwestern State

- It was the first time South Alabama had two, 100-yard rushers in the same game since facing Louisiana in 2019

FRESHMAN PHENOMS IN ALL PHASES

- South Alabama is getting major contributions from a true freshman in all phases of the game

- True freshman running back Fluff Bothwell is currently South Alabama's leading rusher with 243 yards and four touchdowns

- True freshman cornerback Amarion Fortenberry has started the last two games at corner and owns 10 tackles, two pass breakups and an interception on the year

- True freshman kicker Davis Little has been splitting kickoff duties, and went 4-for-4 on PATs in South's win over Northwestern State

STREAKING

- South Alabama receiver Jamaal Pritchett has now caught a touchdown in four-straight game dating back to last season's 68 Ventures Bowl victory

- Pritchett caught a pair of touchdowns in the 68 Ventures Bowl, then scored two against Northwestern State, giving him six in his last-four games

SLUMP BUSTER

- By defeating Northwestern State, South Alabama avoided three-straight losses for the first time since the 2021 campaign

- Since losing four in a row to end the 2021 season, South Alabama has lost back-to-back games on four occasions, but has always responded with a victory in the third game

#PROJAGS

- South Alabama has multiple alumni playing in the NFL this season

- Wide receiver Jalen Tolbert caught six passes for 82 yards for the Dallas Cowboys in a 44-19 loss to the New Orleans Saints

- Defensive back Darrell Luter Jr. did not record any statistics in the San Francisco 49ers' loss to the Minnesota Vikings

- Defensive back Jeremy Reaves did not record any statistics for the Washington commanders in the team's win over the New York Giants

- Tight end Gerald Everett caught two passes for one yard in the Chicago Bears' loss to the Houston Texans

WATCHLIST WARRIOR

- Senior safety Jaden Voisin saw his name appear on 10 various preseason watchlists in the weeks and months leading up to kickoff

- Voisin finished the 2023 season as a First Team All-Sun Belt selection

- Voisin's preseason watch lists include Phil Steele's preseason team, Athlon Sports preseason team, SBC preseason team, Shrine Bowl 1,000 List, Nagurski Watchlist, Thorpe Award Watchlist, Wuerffel Trophy Watchlist, HERO Sports G5 All-American list, Bednarik Award Watchlist and the 2025 Senior Bowl Watchlist

LEARNING FROM THE BEST

- Quarterback Gio Lopez was invited to serve as a camp counselor at the prestigious Manning Passing Academy over the summer

SEEING DOUBLE

- South Alabama will play the 2024 season with two sets of twins on its roster

- Safety Jaden Voisin and wide receiver Devin Voisin are both entering their senior years. The brothers hail from Crestview, Fla.

- Tight end Trent Thomas and defensive lineman Tyler Thomas will both be redshirt freshman in 2024. The brothers are native to Mobile, and Tyler transferred home after spending his true freshman season at UAB.

#OURCITY

- One of coach Applewhite's priorities since taking over as head coach has been to make Mobile #OurCity

- This includes engaging the city and local community through events and acts of service while also recruiting the area's top talent

- Players from Mobile/Baldwin County on the 2024 roster:

Cole Blaylock	UMS-Wright
Stacey Boykins Jr.	Daphne
Ben Brewer	Mobile Christian
Anthony Eager	McGill-Toolen
Daniel Foster-Allen	St. Paul's
Ty Goodwill	Faith Academy
Jerrian Graham	Vigor
Asher Hale	St. Paul's
Chris Holifield Jr.	LeFlore
Jared Hollins	Mary G. Montgomery
Logan Joellenbeck	Foley
Carlos Johnson Jr.	Spanish Fort
Julius Kidd	Davidson
Jack Martin	McGill-Toolen
Braylon McReynolds	McGill-Toolen
Blayne Myrick	Fairhope
Brett Nezat	Saraland
Dorian Smith	Faith Academy
Trent Thomas	Cottage Hill Christian
Tyler Thomas	Cottage Hill Christian
DJ Thomas-Jones	Saraland
Baxter Turner	Saraland
Christopher Wallace Jr.	Mary G. Montgomery
Eli Webb	Fairhope
Keyshawn Woodyard	UMS-Wright

JAG GRADS

- There are currently 15 players on the Jaguars' roster who have earned their undergraduate degrees

- Below are the names of the graduates seeing time on the field in 2024:

Andrew Bench, TE	Interdisciplinary Studies
Reed Buys, OL	Business Administration
Dallas Gamble, CB	Sport Management
Dalton Hughes, LB	Sport Management
Javon Ivory, WR	Organizational Leadership
Carlos Johnson, DL	Arts & Sciences
Todd Justice, TE	Exercise Science
Jack Martin, P	Criminal Justice
Reggie Neely, CB	Sociology
Brett Nezat, QB	Sport Management
Maurice Strong, DL	Interdisciplinary Studies
Wy'Kevious Thomas, DL	Interdisciplinary Studies
Jaden Voisin, S	Interdisciplinary Studies
Aakil Washington, LB	Organizational Leadership
Jeremiah Webb, WR	Organizational Leadership

LAST TIME OUT

NORTHWESTERN STATE	10	0	0	0	**10**
OHIO	24	28	28	7	**87**

Sept. 12, 2024 | Hancock Whitney Stadium | Mobile, Ala.

Jags Rewrite Record Book in 87-10 Victory Over Northwestern State

MOBILE, Ala. - South Alabama Football set new school and Sun Belt Conference records for points scored in a game Thursday night when it dominated Northwestern State, 87-10, at Hancock Whitney Stadium for the first victory of the season.

The Jaguars improved their record to 1-2 for the year by scoring the most points by an FBS team since the 1991 college football season.

It was a total team effort for the Jags Thursday as they scored touchdowns on offense, defense and special teams. Wide receiver Jamaal Pritchett returned the first punt of the game 62 yards for a touchdown while linebacker Chrystyile Caldwell tallied a 30-yard pick six. The offense produced 10 total touchdowns on the night, and kicker Laith Marjan chipped in a field goal from 28 yards out.

South Alabama's defense was dominant on the night, forcing four takeaways while only allowing 237 yards of total offense. Jaden Voisin started the takeaway party with an interception in the first quarter, giving him seven for his career. True freshman Amarion Fortenberry then recorded his first-career interception before Caldwell's pick-six. True freshman Julien Demby finished the night by recovering a fumbled snap. Maurice Strong set a career-high with a game-high seven tackles on the night to pace the Jags' tough front-seven.

Offensively, USA was hot right from the start as quarterback Gio Lopez connected with wide receiver Jeremiah Webb for a 39-yard touchdown strike on South's first play of the game. Lopez would go on to finish the night with 257 yards passing and four touchdowns while completing 15-of-19 attempts. Tight end DJ Thomas-Jones recorded the third multi-touchdown game of his USA career with a pair of touchdown grabs, and Pritchett added an offensive score to his special teams touchdown.

The Jaguars won the game in the trenches Thursday as they rushed for 363 yards and six touchdowns on the night. True freshman Fluff Bothwell recorded the first 100-yard game and first multi-touchdown game of his career with 143 yards and two touchdowns on seven carries. He was joined in that feat by fellow running back Kentrel Bullock, who tallied 102 yards and two touchdowns on the night. PJ Martin also pitched in his first score of the year to go with 72 yards while Jarvis Durr found the end zone for the first time in his career.

STAT LEADERS

NORTHWESTERN STATE

Passing	C-A-I	Yds	TD	Long	Sk
Fayard, TJ	9-23-2	165	1	75	1
Newman, Chance	1-1-0	6	0	6	0
Hawkins, Quaterius	0-1-1	0	0	0	0
Totals	**10-25-3**	**171**	**1**	**75**	**1**

Rushing	Att.	Yds	TD	Long	Avg.
Davis, Zay	9	32	0	8	3.6
Lacy, Kennieth	10	14	0	14	1.4
Newman, Chance	3	9	0	5	3.0
Mckneely-Harris, Ray	4	5	0	6	1.3
Hawkins, Quaterius	2	0	0	3	1.5
Tyler, Ryan	1	3	0	3	3.0
Fayard, JT	2	0	0	1	0.0
Totals	**31**	**83**	**0**	**14**	**2.1**

Receiving	No.	Yds	TD	Long
Kitt-Denton, Myles	3	80	1	75
Hines, Twon	3	59	0	31
Eugene, Amaaz	1	14	0	14
Mckneely-Harris, Ray	1	8	0	8
Newman, Chance	1	7	0	7
Moreland, Joseph	1	3	0	3
Totals	**10**	**171**	**1**	**75**

SOUTH ALABAMA

Passing	C-A-I	Yds	TD	Long	Sk
Lopez, Gio	15-19-0	257	4	39	0
Totals	**15-19-0**	**257**	**4**	**39**	**0**

Rushing	Att.	Yds	TD	Long	Avg.
Bothwell, Fluff	7	143	2	57	20.4
Bullock, Kentrel	8	102	2	59	12.8
Martin, PJ	6	72	1	45	12.0
Durr, Jarvis	5	16	1	4	3.2
McReynolds, Braylon	3	13	0	8	4.3
Smith, Dorian	1	9	0	9	9.0
Celestine, Iverson	1	6	0	6	6.0
Lopez, Gio	1	4	0	4	4.0
TEAM	2	0	-2	0	-1.0
Totals	**34**	**366**	**6**	**59**	**10.7**

Receiving	No.	Yds	TD	Long
Webb, Jeremiah	2	74	1	39
Voisin, Devin	3	47	0	27
Thomas-Jones, DJ	3	34	2	18
McReynolds, Braylon	1	33	0	33
Pritchett, Jamaal	2	22	1	12
Bullock, Kentrel	1	18	0	18
Celestine, Iverson	1	18	0	18
Sandgren, Shamar	2	11	0	9
Totals	**15**	**257**	**4**	**39**

SCORING SUMMARY

Qtr	Score	Time	Team	Scoring Play (Drive Summary)
1st	7-0	13:24	USA	Pritchett, 62-yard punt returnt
1st	14-0	10:50	USA	Webb, 39-yard pass from Lopez (1 play, 39 yards, TOP 0:08)
1st	14-3	7:30	NSU	Honshtein, 31-yard field goal (8 plays, 61 yards, TOP 3:28)
1st	21-3	5:07	USA	Thomas-Jones, 12-yard pass from Lopez (5 plays, 72 yards, 2:23)
1st	24-3	0:03	USA	Marjan, 28-yard field goal (9 plays, 63 yards, TOP 4:07)
1st	24-10	0:00	NSU	Denton, 75-yard pass from Fayard (1 play, 75 yards, 0:03)
2nd	31-10	13:15	USA	Bullock, 1-yard run (5 plays, 75 yards, TOP 1:45)
2nd	38-10	10:15	USA	Bothwell, 7-yard run (3 plays, 43 yards, TOP 1:21)
2nd	45-10	9:25	USA	Thomas-Jones, 4-yard pass from Lopez (1 play, 4 yards, TOP 0:07)
2nd	52-10	2:04	USA	Bothwell, 5-yard run (2 plays, 62 yards, TOP 0:41)
3rd	59-10	14:18	USA	Bullock, 59-yard run (2 plays, 70 yards, TOP 0:38)
3rd	66-10	3:41	USA	Pritchett, 10-yard pass from Lopez (9 plays, 69 yards, TOP 3:41)
3rd	73-10	2:40	USA	Martin, 4-yard run (4 plays, 51 yards, TOP 2:10)
3rd	80-10	0:55	USA	Caldwell, 30-yard interception return)
4th	87-10	3:57	USA	Durr, 4-yard run (5 plays, 22 yards, TOP 2:03)



SOUTH ALABAMA | NOTES

RECORD BREAKDOWN

	2024	SBC
Overall	1-2	-
vs. Non-Conference	1-2	-
at Hancock Whitney Stadium	1-1	-
in Away Game	0-1	-
at Neutral Sites	-	-
Day Games	0-1	-
Night Games (6 p.m. start or later)	1-1	-
vs. Top 25 Teams	-	-
vs. Top 10 Teams	-	-
vs. Top 5 Teams	-	-
vs. Top-Ranked Teams	-	-
TV Games	-	-
on SEC Network	-	-
on ESPN2	-	-
on ESPN3	-	-
on ESPN+	1-2	-
on ESPNU	-	-
on NFL Network	-	-
Scoring First	1-0	-
Opponents Score First	0-2	-
Leading at halftime	1-1	-
Trailing at Halftime	0-1	-
Tied at Halftime	-	-
Leading after Third Quarter	1-0	-
Trailing after Third Quarter	0-2	-
Tied after Third Quarter	-	-
Overtime Games	-	-
Scoring less than 20 points	-	-
Scoring 20-29 points	0-1	-
Scoring 30-39 points	0-1	-
Scoring 40-49 points	-	-
Scoring 50+ points	1-0	-
Allowing less than 20 points	1-0	-
Allowing 20-29 points	0-1	-
Allowing 30-39 points	-	-
Allowing 40-49 points	-	-
Allowing 50+ points	0-1	-
Totaling 300-399 yards of total offense	0-1	-
Totaling 400-499 yards of total offense	-	-
Totaling 500-599 yards of total offense	0-1	-
Totaling 600-plus yards of total offense	1-0	-
Rushing for less than 100 yards	-	-
Rushing for 150-plus yards	1-1	-
Passing for less than 300 yards	1-1	-
Passing for 300-399 yards	-	-
Passing for 400-499 yards	0-1	-
Passing for 500-plus yards	-	-
Allowing less than 100 yards rushing	1-0	-
Allowing 100-199 yards rushing	0-1	-
Allowing 200-plus yards rushing	0-1	-
Allowing less than 200 yards passing	1-0	-
Allowing 200-299 yards passing	0-1	-
Allowing 300-399 yards passing	-	-
Allowing 400-plus yards passing	0-1	-
Allowing less than 300 yards total offense	1-0	-
Allowing 300-399 yards of total offense	-	-
Allowing 400-499 yards of total offense	0-1	-
Allowing 500-plus yards of total offense	0-1	-
Having no turnovers	1-1	-
Forcing no turnovers	0-1	-
Leading turnover margin	1-0	-
Trailing turnover margin	-	-
Tied in turnover margin	0-2	-
Having < 2 takeaways	0-2	-
Having 2 or more takeaways	1-0	-
Leading in time of possession	1-1	-
When trailing in time of possession	0-1	-

JAGS IN THE SUN BELT

	RANK	VALUE
3rd Down Conversions	7th	.417
3rd Down Conversion Pct Defense	8th	.405
4th Down Conversions	3rd	.750
4th Down Conversion Pct Defense	7th	.500
Completion Percentage	7th	.610
Fewest Penalties	13th	23
Fewest Penalty Yards	11th	190
Fewest Penalty Yards per Game	11th	63.3
First Downs Defense	7th	18.7
First Downs Offense	3rd	23.0
Passes Had Intercepted	1st	0
Passes Intercepted	4th	3
Passing Offense	2nd	305.0
Passing Yards Allowed	14th	273.7
Red Zone Defense	10th	.900
Red Zone Offense	3rd	.947
Rushing Defense	5th	123.3
Rushing Offense	2nd	207.3
Team Sacks	11th	3
Sacks Allowed	6th	3
Scoring Defense	11th	29.7
Scoring Offense	1st	48.3
Time of Possession	8th	30:28
Total Defense	9th	397.0
Total Offense	1st	512.3

JAGS IN THE NCAA RANKINGS (TOP 100)

FLUFF BOTHWELL	NCAA RANK	VALUE
Rushing Touchdowns	11th	4
Total Touchdowns	18th	4
Rushing Yards	41st	243
Rushing Yards Per Game	49th	81.0
Total Points Scored	57th	24
Scoring	71st	8.0
All-Purpose Yards Per Game	100th	92.33

CHRYSTYILE CALDWELL	NCAA RANK	VALUE
Total Interceptions	30th	1

AMARION FORTENBERRY	NCAA RANK	VALUE
Passes Defended	21st	1.3
Total Interceptions	30th	1
Interceptions Per Game	63rd	0.3

CARLOS JOHNSON JR.	NCAA RANK	VALUE
Fumbles Recovered	3rd	1

GIO LOPEZ	NCAA RANK	VALUE
Passing Touchdowns	18th	7
Passing Yards	41st	689

LAITH MARJAN	NCAA RANK	VALUE
Filed Goals Per Game	26th	1.67
Field Goal Percentage	34th	.833
Total Points Sored	37th	27
Scoring	42nd	9.0

BLAYNE MYRICK	NCAA RANK	VALUE
Forced Fumbles	38th	0.33
Total Tackles	49th	8.3

JAMAAL PRITCHETT	NCAA RANK	VALUE
Punt Return Touchdowns	1st	1
Punt Returns	2nd	32.3
Receiving Touchdowns	13th	3
All-Purpose Yards Per Game	17th	138.67
Total Touchdowns	18th	4
Receiving Yards	19th	287
Receptions Per Game	21st	6.7
Receiving Yards Per Game	23rd	95.7
Combined Kick Returns	28th	129
Total Points Scored	57th	24
Scoring	71st	8.0

SHAMAR SANDGREN	NCAA RANK	VALUE
Kickoff Returns	55th	16.0

DJ THOMAS-JONES	NCAA RANK	VALUE
Receiving Touchdowns	44th	2

DEVIN VOISIN	NCAA RANK	VALUE
Receiving Yards	89th	184
Receptions Per Game	97th	4.3

JADEN VOISIN	NCAA RANK	VALUE
Total Interceptions	30th	1
Interceptions Per Game	63rd	0.3

Jeremiah Webb	NCAA RANK	VALUE
Yards Per Reception	11th	24.50



THE LEGACY OF NO. 5

There are many special numbers throughout college football and college athletics whether it be No. 12 for the 12th Man at Texas A&M or No. 38 at Ole Miss to remember former Rebel Chucky Mullins, but for South Alabama, the No. 5 will forever hold a significant place in the hearts of every Jaguar.

On June 13, 2010, the University of South Alabama lost a member of the football program when Anthony Mostella (1988-2010), a member on the inaguaral Jaguar squad, passed away near his home of Oneonta, Ala., in a traffic accident. Mostella, who would have been a senior that fall, was loved and respected by all his teammates and coaches, someone whose contributions to the program on the field were exceeded by what he was able to accomplish away from the game.

Voted a team captain during the 2009 season, Mostella – a running back who came to South Alabama in order to continue his relationship with then head coach Joey Jones – displayed his selfless nature with his contributions on special teams and in the locker room, while fellow teammates racked up more yardage running the ball. In his one season, Mostella rushed for 180 yards and three touchdowns, and was also credited with seven tackles on special teams coverage units.

He came to USA and Mobile after playing for Jones at Birmingham-Southern in 2007, sacrificing a season of collegiate eligibility in order to help build the Jaguar program by taking part in its first-ever spring practice in March and April of 2009. During that time he established himself not only as a leader, but as an ambassador for the program as it established its roots in the community.

Beginning during the 2010 season, the Jaguars honored Mostella each fall as one member of the senior class was chosen by his teammates and coaches to wear his No. 5 jersey for their final season.

After a brief break from 2018-2020, the tradition was brought back, but with a new twist. Instead of a selected senior being able to wear the jersey for the entire season, it was awarded to a different individual each week throughout the season.

"Anthony was the epitome of a true student-athlete and a tremendous role model to his peers. His character and leadership skills will always be an example for everyone in our program to follow."

– Former South Alabama Head Coach Joey Jones

2024
North Texas: Christopher Wallace Jr.
Ohio: Jamaal Pritchett
Northwestern State: Blayne Myrick
App State:
LSU:
Arkansas State:
Troy:
ULM:
Georgia Southern:
Louisiana:
Southern Miss:
Texas State:

2023
Tulane: Devin Voisin
Southeastern Louisiana: James Miller
Oklahoma State: Trey Kiser
Central Michigan: Desmond Trotter
James Madison: Caullin Lacy
ULM: Jaden Voisin
Southern Miss: Wy'Kevious Thomas
Louisiana: Reggie Smith
Troy: Jamaal Pritchett
Arkansas State: Quentin Wilfawn
Marshall: Jamie Sheriff
Texas State: Carter Bradley
Eastern Michigan: Khalil Jacobs

2022
Nicholls: Keith Gallmon
Central Michigan: Darrell Luter Jr.
UCLA: James Jackson
Louisiana Tech: Jalen Wayne
Louisiana: Desmond Trotter
ULM: Yam Banks
Troy: Carter Bradley
Arkansas State: Jack Brooks
Georgia Southern: La'Damian Webb
Texas State: Brandon Crum
Southern Miss: Jamie Sheriff
Old Dominion: A.J. DeShazor Jr.
Western Kentucky: Marvin Martin

2021
Southern Mississippi: A.J. DeShazor Jr.
Bowling Green: Jalen Tolbert
Alcorn State: Gi'Narious Johnson
Louisiana: Keith Gallmon Jr.
Texas State: James Jackson
Georgia Southern: Yam Banks
ULM: Jake Bentley
Arkansas State: Terrion Avery
Troy: Darrell Luter Jr.
Appalachian State: Trey Simpson
Tennessee: Wy'Kevious Thomas
Coastal Carolina: Chris Henderson

2017 - Malcolm Buggs
2016 - Roman Buchanan
2015 - Terrance Timmons
2014 - Jeremé Jones
2013 - Bryant Lavender
2012 - Brandon Ross
2011 - Paul Bennett
2010 - Justin Dunn

2024 SCHEDULE | BREAKDOWN

	**NORTH TEXAS** Aug. 31 | 4 pm Hancock Whitney Stadium | Mobile, Ala.	**Series Information:** North Texas leads 2-0 2024: South Alabama 38, North Texas 52
	**OHIO** Sept. 7 | 5 pm Peden Stadium | Athens, Ohio	**Series Information:** Ohio leads 1-0 2024: South Alabama 20, Ohio 27
	**NORTHWESTERN STATE** Sept. 12 | 6:30 pm Hancock Whitney Stadium | Mobile, Ala.	**Series Information:** South Alabama leads 1-0 2024: South Alabama 87, Northwestern State 10
	**APP STATE** Sept. 19 | 6:30 pm Kidd Brewer Stadium | Boone, N.C.	**Series Information:** App State leads 4-1
	**LSU** Sept. 28 | 6:45 pm Tiger Stadium | Baton Rouge, La.	**Series Information:** First Meeting
	**ARKANSAS STATE** Oct. 5 | 6 pm Centennial Bank Stadium | Jonesboro, Ark.	**Series Information:** Tied 6-6
	**TROY** Oct. 15 | 6:30 pm Hancock Whitney Stadium | Mobile, Ala.	**Series Information:** Troy leads 9-3
	**ULM** Oct. 26 | TBA Hancock Whitney Stadium | Mobile, Ala.	**Series Information:** Tied 5-5
	**GEORGIA SOUTHERN** Nov. 2 | TBA Hancock Whitney Stadium | Mobile, Ala.	**Series Information:** Georgia Southern leads 7-2
	**LOUISIANA** Nov. 16 | TBA Cajun Field | Lafeyette, La.	**Series Information:** Louisiana leads 9-3
	**SOUTHERN MISS** Nov. 23 | TBA Roberts Stadium | Hattiesburg, Miss.	**Series Information:** South Alabama leads 4-0
	**TEXAS STATE** Nov. 29 | 2:30 pm Hancock Whitney Stadium | Mobile, Ala.	**Series Information:** Texas State leads 5-4

SUN BELT CONFERENCE PRESEASON AWARDS

Preseason Offensive Player of the Year
Joey Aguilar, App State (Sr., QB - Antioch, Calif.)

Preseason Defensive Player of the Year
Jason Henderson, Old Dominion (Sr., LB - Dingmans Ferry, Pa.)

Preseason All-Sun Belt First Team Offense
QB - Joey Aguilar, App State (Sr., QB - Antioch, Calif.)
QB - Jordan McCloud, Texas State (RS Sr., QB - Tampa, Fla.)
RB - Jalen White, Georgia Southern (5th Yr., RB - Daleville, Ala.)
RB - Ismail Mahdi, Texas State (Jr., RB - Murphy, Texas)
OL - Jacob Bayer, Arkansas State (Sr., OL - Grandview, Texas)
OL - Makilan Thomas, Arkansas State (RS Jr., OL - Little Rock, Ark.)
OL - Cole Potts, James Madison (Sr., OL - Johnstown, Ohio)
OL - AJ Gillie, Louisiana (RS Sr., OL - Natchitoches, La.)
OL - Daniel King, Troy (Sr., OL - Cairo, Ga.)
TE - Eli Wilson, App State (Sr., TE - Piedmont, S.C.)
WR - Kaedin Robinson, App State (RS Sr., WR - Asheville, N.C.)
WR - Derwin Burgess Jr., Georgia Southern (Sr., WR - Riverdale, Ga.)
WR - Joey Hobert, Texas State (Sr., WR - San Clemente, Calif.)

Preseason All-Sun Belt First Team Defense
DL - Santana Hopper, App State (RS So., DL - Shelby, N.C.)
DL - Nate Martey, Arkansas State (Sr., DL - Ottawa, Ontario, Canada)
DL - Justin Rhodes, Georgia Southern (5th Yr., DL - Durham, N.C.)
DL - Isaac Walker, Georgia Southern (RS Jr., DL - Greensboro, N.C.)
LB - Nate Johnson, App State (So., LB - Gaffney, S.C.)
LB - Marques Watson-Trent, Georgia Southern (RS Sr., LB - Pittsburgh, Pa.)
LB - Jason Henderson, Old Dominion (Sr., LB - Dingmans Ferry, Pa.)
LB - Ben Bell, Texas State (Sr., LB - Cedar Park, Texas)
DB - Jordan Favors, App State (RS Jr., DB - Griffin, Ga.)
DB - Ethan Johnson, App State (Jr., DB - Huntersville, N.C.)
DB - Gavin Pringle, Georgia State (RS Sr., DB - Baltimore, Md.)
DB - Jaden Voisin, South Alabama (RS Sr., DB - Crestview, Fla.)

Preseason All-Sun Belt First Team Special Teams
K - Mason Shipley, Texas State (RS Jr., K - Liberty Hill, Texas)
P - Ryan Hanson, James Madison (RS Sr., P - Elgin, Texas)
RS - Zylan Perry, Louisiana (RS So., RS - Franklin, La.)
AP - Ismail Mahdi, Texas State (Jr., AP - Murphy, Texas)

Preseason All-Sun Belt Second Team Offense
QB - Jaylen Raynor, Arkansas State (So., QB - Kernersville, N.C.)
RB - Kanye Roberts, App State (RS So., RB - Wallace, N.C.)
RB - Ja'Quez Cross, Arkansas State (RS Jr., RB - Hampton, Ark.)
OL - Chandler Strong, Georgia Southern (RS So., OL - Warner Robins, Ga.)
OL - Pichon Wimbley, Georgia Southern (Jr., OL - Newnan, Ga.)
OL - Tyshawn Wyatt, James Madison (Sr., OL - Richmond, Va.)
OL - Logan Osburn, Marshall (RS Sr., OL - Ona, W.Va.)
OL - Eli Russ, Troy (Jr., OL - Ardmore, Okla.)
TE - Kendall Karr, Coastal Carolina (RS Sr., TE - Belmont, N.C.)
WR - Courtney Jackson, Arkansas State (RS Sr., WR - Monroeville, Pa.)
WR - Corey Rucker, Arkansas State (RS Jr., WR - Bentonia, Miss.)
WR - Jamaal Pritchett, South Alabama (Sr., WR - Jackson, Ala.)
WR - Kole Wilson, Texas State (Jr., WR - Katy, Texas)

Preseason All-Sun Belt Second Team Defense
DL - Will Whitson, Coastal Carolina (Gr., DL - Cincinnati, Ohio)
DL - Eric O'Neill, James Madison (RS Jr., DL - Staten Island, N.Y.)
DL - Jordan Lawson, Louisiana (RS Jr., DL - Brandon, Miss.)
DL - Denzel Lowry, Old Dominion (RS Jr., DL - Virginia Beach, Va.)
DL - Wy'Kevious Thomas, South Alabama (RS Sr., DL - Riverdale, Ga.)
LB - Charles Willekes, Arkansas State (RS Sr., LB - Rockford, Mich.)
LB - Kevin Swint, Georgia State (Sr., LB - Carrollton, Ga.)
LB - KC Ossai, Louisiana (Sr., LB - Conroe, Texas)
DB - TJ Smith, Georgia Southern (RS Sr., DB - Atlanta, Ga.)
DB - Chauncey Logan, James Madison (Jr., DB - Salem, Va.)
DB - Tyrone Lewis Jr., Louisiana (RS Sr., DB - Hammond, La.)
DB - Kaleb Culp, Texas State (Sr., DB - Dallas, Texas)

Preseason All-Sun Belt Second Team Special Teams
K - Michael Hughes, App State (Sr., K - Charleston, W.Va.)
P - Robert Cole, Troy (Sr., P - Coral Springs, Fla.)
RS - DeAndre Buchannon, Georgia Southern (So., RS - Atlanta, Ga.)
AP - Ja'Quez Cross, Arkansas State (RS Jr., AP - Hampton, Ark.)

SUN BELT CONFERENCE PLAYERS OF THE WEEK

OFFENSE
Week 1: QB Ethan Vasko - Coastal Carolina
Week 2: QB Jordan McCloud - Texas State
Week 3: QB Joey Aguilar - App State
Week 4
Week 5
Week 6
Week 7
Week 8
Week 9
Week 10
Week 11
Week 12

DEFENSE
Week 1: DB Wydett Williams Jr. - ULM
Week 2: DB Jahron Manning - Old Dominion
Week 3: LB Kevin Swint - Georgia State
Week 4
Week 5
Week 6
Week 7
Week 8
Week 9
Week 10
Week 11
Week 12

SPECIAL TEAMS
Week 1: K Clune Van Andel - Arkansas State
Week 2: PR Courtney Jackson - Arkansas State
Week 3: PR Devonte Ross - Troy
Week 4
Week 5
Week 6
Week 7
Week 8
Week 9
Week 10
Week 11
Week 12

SUN BELT CONFERENCE PRESEASON COACHES POLL

EAST DIVISION
1. App State - 96 Points (12)
2. James Madison - 79 Points (2)
3. Coastal Carolina - 67 Points
4. Georgia Southern - 50 Points
5. Marshall - 49 Points
6. Old Dominion - 32 Points
7. Georgia State - 19 Points

WEST DIVISION
1. Texas State - 92 Points (9)
2. Troy - 68 Points (4)
3. Louisiana - 66 Points (1)
4. Arkansas State - 65 Points
5. South Alabama - 54 Points
6. Southern Miss - 31 Points
7. ULM - 16 Points

SUN BELT CONFERENCE STANDINGS

EAST	CONF	PCT	OVER	PCT
Coastal Carolina	0-0	.000	3-0	1.000
James Madison	0-0	.000	2-0	1.000
App State	0-0	.000	2-1	.667
Georgia Southern	0-0	.000	2-1	.667
Georgia State	0-0	.000	2-1	.667
Marshall	0-0	.000	1-1	.500
Old Dominion	0-0	.000	0-3	.000

WEST	CONF	PCT	OVER	PCT
Louisiana	0-0	.000	2-0	1.000
ULM	0-0	.000	2-0	1.000
Arkansas State	0-0	.000	2-1	.667
Texas State	0-0	.000	2-1	.667
South Alabama	0-0	.000	**1-2**	**.333**
Southern Miss	0-0	.000	1-2	.333
Troy	0-0	.000	0-3	.000

SUN BELT CONFERENCE WEEKLY SCHEDULE

Thursday, Sept. 19

South Alabama at App State	**6:30 pm**

Saturday, Sept. 21

Southern Miss at Jacksonville State	TBA
James Madison at North Carolina	11 am
Marshall at Ohio State	11 am
Tulane at Louisiana	11 am
Arkansas State	1 pm
Virginia at Coastal Carolina	1 pm
Florida A&M at Troy	6 pm
Georgia Southern at Ole Miss	6:45 pm
ULM at Texas	7 pm

All times Central

EXPLOSIVE PLAYS (20-PLUS YARDS)

YARDS	TYPE	PLAYER	OPP.	QTR.
62	**Punt**	**Jamaal Pritchett**	**Northwestern State**	**1st**
59	**Rush**	**Kentrel Bullock**	**Northwestern State**	**3rd**
57	Rush	Fluff Bothwell	Northwestern State	2nd
56	Rush	Fluff Bothwell	Northwestern State	2nd
52	Pass	Gio Lopez to Jamaal Pritchett	North Texas	2nd
45	Rush	PJ Martin	Northwestern State	3rd
41	Pass	Gio Lopez to Jeremiah Webb	North Texas	1st
39	**Pass**	**Gio Lopez to Jeremiah Webb**	**Northwestern State**	**1st**
35	Punt	Jamaal Pritchett	Northwestern State	2nd
35	Pass	Gio Lopez to Jeremiah Webb	Northwestern State	2nd
33	Pass	Gio Lopez to Braylon McReynolds	Northwestern State	2nd
30	Int.	Chrystyile Caldwell	Northwestern State	3rd
28	Int.	Amarion Fortenberry	Northwestern State	2nd
28	Pass	Gio Lopez to Fluff Bothwell	North Texas	2nd
27	Punt	Jamaal Pritchett	Northwestern State	2nd
27	Pass	Gio Lopez to Devin Voisin	Northwestern State	1st
26	Pass	Bishop Davenport to Jamaal Pritchett	Ohio	2nd
26	**Pass**	**Gio Lopez to Jamaal Pritchett**	**North Texas**	**3rd**
24	Pass	Gio Lopez to Jamaal Pritchett	North Texas	4th
23	Pass	Bishop Davenport to PJ Martin	Ohio	1st
23	**Pass**	**Gio Lopez to Anthony Eager**	**North Texas**	**4th**
22	Rush	Kentrel Bullock	Ohio	1st
22	Pass	Gio Lopez to Jamaal Pritchett	North Texas	1st
21	**Pass**	**Gio Lopez to Shamar Sandgren**	**North Texas**	**4th**
20	Rush	Kentrel Bullock	Northwestern State	1st
20	Pass	Gio Lopez to Jamaal Pritchett	North Texas	1st

PLAY BREAKDOWN (TD)

Rushing	6 (1)
Receiving	15 (4)
Interception Return	2 (1)
Kickoff Return	N/A
Punt Return	3 (1)
Total	25 (6)

BY GAME

North Texas	9 (3)
at Ohio	3 (0)
Northwestern State	14 (4)
at App State	
at LSU	
at Arkansas State	
Troy	
ULM	
Georgia Southern	
at Louisiana	
at Southern Miss	
Texas State	

BY QUARTER

1st Quarter	10 (2)
2nd Quarter	10
3rd Quarter	4 (3)
4th Quarter	3 (2)
Overtime	

RUSHING

Kentrel Bullock	3 (1)
Fluff Bothwell	2
PJ Martin	1

RECEIVING

Jamaal Pritchett	6 (1)
Anthony Eager	1 (1)
Jeremiah Webb	3 (1)
Shamar Sandgren	1 (1)
Devin Voisin	1
Fluff Bothwell	1
PJ Martin	1
Braylon McReynolds	1

INTERCEPTION RETURN

Chrystyile Caldwell	1 (1)
Amarion Fortenberry	1

KICKOFF RETURN

N/A

PUNT RETURN

Jamaal Pritchett	3 (1)

SOUTH ALABAMA | DRIVE CHART

NORTH TEXAS

QTR	TIME	OBTAINED	PL-YDS	TOP	RESULT
1st	9:32	Kickoff	8-57	3:34	Field Goal
1st	2:08	Missed FG	7-72	2:13	Touchdown
2nd	12:43	Kickoff	8-61	3:04	Field Goal
2nd	8:19	Punt	12-83	4:24	Touchdown
2nd	0:25	Downs	1-9	0:25	End of Half
3rd	14:10	Kickoff	3-0	0:50	Punt
3rd	13:23	Kickoff	3-2	0:53	Punt
3rd	10:14	Kickoff	9-75	4:59	Touchdown
3rd	3:36	Kickoff	10-75	3:49	Touchdown
4th	2:43	Kickoff	11-40	1:26	Turnover on Downs

at OHIO

QTR	TIME	OBTAINED	PL-YDS	TOP	RESULT
1st	14:56	Kickoff	7-30	3:28	Punt
1st	8:05	Punt	8-45	3:27	Punt
1st	3:03	Kickoff	7-31	3:03	Punt
2nd	10:36	Kickoff	5-25	1:38	Punt
2nd	6:54	Punt	6-54	2:25	Field Goal
2nd	3:18	Punt	5-60	1:53	Touchdown
2nd	0:36	Kickoff	3-2	0:28	Punt
3rd	8:39	Kickoff	13-75	6:47	Touchdown
3rd	1:36	Fumble	6-21	2:21	Field Goal
4th	12:03	Punt	3-(-4)	0:54	Punt
4th	3:11	Kickoff	4-(-7)	1:03	Punt

NORTHWESTERN STATE

QTR	TIME	OBTAINED	PL-YDS	TOP	RESULT
1st	11:06	Interception	1-39	0:08	Touchdown
1st	7:30	Kickoff	5-72	2:23	Touchdown
1st	4:10	Punt	9-63	4:07	Field Goal
2nd	15:00	Kickoff	5-75	1:45	Touchdown
2nd	11:36	Punt	3-42	1:21	Touchdown
2nd	9:32	Interception	1-4	0:07	Touchdown
2nd	6:17	Punt	6-(-6)	2:32	Missed Field Goal
2nd	2:45	Punt	2-62	0:41	Touchdown
3rd	14:56	Kickoff	2-70	0:38	Touchdown
3rd	10:29	Punt	9-69	3:41	Touchdown
3rd	2:40	Punt	4-51	2:10	Touchdown
3rd	0:45	Fumble	5-22	11:48	Touchdown
4th	1:48	Punt	3-1	1:48	End of Game

at APP STATE

QTR	TIME	START	PL-YDS	TOP	RESULT
–	–	–	–	–	–
–	–	–	–	–	–
–	–	–	–	–	–
–	–	–	–	–	–
–	–	–	–	–	–
–	–	–	–	–	–
–	–	–	–	–	–
–	–	–	–	–	–
–	–	–	–	–	–
–	–	–	–	–	–
–	–	–	–	–	–

at LSU

QTR	TIME	START	PL-YDS	TOP	RESULT
–	–	–	–	–	–
–	–	–	–	–	–
–	–	–	–	–	–
–	–	–	–	–	–
–	–	–	–	–	–
–	–	–	–	–	–
–	–	–	–	–	–
–	–	–	–	–	–
–	–	–	–	–	–
–	–	–	–	–	–

at ARKANSAS STATE

QTR	TIME	START	PL-YDS	TOP	RESULT
–	–	–	–	–	–
–	–	–	–	–	–
–	–	–	–	–	–
–	–	–	–	–	–
–	–	–	–	–	–

OPPONENT | DRIVE CHART

NORTH TEXAS

QTR	TIME	OBTAINED	PL-YDS	TOP	RESULT
1st	14:55	Kickoff	15-79	5:18	Touchdown
1st	5:53	Kickoff	10-47	3:45	Missed Field Goal
2nd	14:49	Kickoff	7-79	2:06	Touchdown
2nd	9:33	Kickoff	3-3	1:14	Punt
2nd	4:11	Kickoff	12-64	3:46	Turnover on Downs
3rd	14:10	Punt	3-66	0:47	Touchdown
3rd	12:30	Punt	5-50	2:16	Touchdown
3rd	5:11	Kickoff	4-69	1:35	Touchdown
4th	13:25	Kickoff	10-76	4:57	Touchdown
4th	4:39	Kickoff	7-28	1:46	Field Goal
4th	1:17	Downs	2-(-6)	1:17	End of Game

at OHIO

QTR	TIME	OBTAINED	PL-YDS	TOP	RESULT
1st	11:28	Punt	6-19	3:23	Punt
1st	4:38	Punt	5-54	1:35	Field Goal
2nd	15:00	Punt	6-20	2:53	Punt
2nd	12:07	Punt	3-20	1:24	Touchdown
2nd	8:58	Punt	3-9	2:04	Punt
2nd	4:29	Kickoff	3-2	1:11	Punt
2nd	1:25	Kickoff	7-75	0:49	Touchdown
2nd	0:08	Punt	1-(-2)	0:08	End of Half
3rd	14:53	Kickoff	11-76	6:14	Touchdown
3rd	1:45	Kickoff	1-4	0:09	Fumble
4th	14:09	Kickoff	3-(-6)	2:06	Punt
4th	11:09	Punt	14-78	7:53	Field Goal
4th	2:08	Punt	7-25	2:08	End of Game

NORTHWESTERN STATE

QTR	TIME	OBTAINED	PL-YDS	TOP	RESULT
1st	15:00	Kickoff	3-0	1:36	Punt
1st	13:24	Kickoff	6-30	2:18	Interception
1st	10:58	Kickoff	8-61	3:28	Field Goal
1st	5:07	Kickoff	3-(-1)	0:57	Punt
1st	0:03	Kickoff	1-75	0:03	Touchdown
2nd	13:15	Kickoff	3-1	1:39	Punt
2nd	10:15	Kickoff	3-(-2)	0:43	Interception
2nd	9:25	Kickoff	6-1	3:08	Punt
2nd	3:45	Missed FG	3-6	1:00	Punt
2nd	1:57	Kickoff	5-10	1:57	End of Half
3rd	14:18	Kickoff	6-10	3:49	Punt
3rd	6:48	Kickoff	3-2	1:58	Punt
3rd	2:40	Kickoff	3-4	1:45	Interception
3rd	0:55	Kickoff	1-0	0:10	Fumble
4th	3:49	Kickoff	3-5	2:01	Punt

at APP STATE

QTR	TIME	START	PL-YDS	TOP	RESULT
–	–	–	–	–	–
–	–	–	–	–	–
–	–	–	–	–	–
–	–	–	–	–	–
–	–	–	–	–	–
–	–	–	–	–	–
–	–	–	–	–	–
–	–	–	–	–	–
–	–	–	–	–	–
–	–	–	–	–	–
–	–	–	–	–	–

at LSU

QTR	TIME	START	PL-YDS	TOP	RESULT
–	–	–	–	–	–
–	–	–	–	–	–
–	–	–	–	–	–
–	–	–	–	–	–
–	–	–	–	–	–
–	–	–	–	–	–
–	–	–	–	–	–
–	–	–	–	–	–
–	–	–	–	–	–
–	–	–	–	–	–

at ARKANSAS STATE

QTR	TIME	START	PL-YDS	TOP	RESULT
–	–	–	–	–	–
–	–	–	–	–	–
–	–	–	–	–	–
–	–	–	–	–	–
–	–	–	–	–	–

DRIVE SUPERLATIVES

Longest Drive	South Alabama	Opponents
No. of Plays	12	15
By No. of Yards	83	79
By Time of Possession	6:47	7:53

Shortest Drive	South Alabama	Opponents
No. of Plays	1	1
By No. of Yards	-7	-6
By Time of Possession	0:07	0:08

SCORING DRIVE BREAKDOWN

	SOUTH ALABAMA		Opponent	
Yardage	TD	FG	TD	FG
No. Drive	17	5	10	4
Neg. Yards	–	–	–	–
0-9	1	–	–	–
10-19	–	–	–	–
20-29	1	1	1	1
30-39	1	–	–	–
40-49	1	–	–	–
50-59	1	2	1	1
60-69	3	2	2	1
70-79	8	–	6	1
80-89	1	–	–	–
90-99	–	–	–	–

THREE AND OUTS

	SOUTH ALABAMA THREE AND OUTS/DRIVES	Opponent THREE AND OUTS/DRIVES
North Texas	3/12	1/11
at Ohio	2/11	3/13
Northwestern State	0/13	7/15
at App State	–	–
at LSU	–	–
at Arkansas State	–	–
Troy	–	–
ULM	–	–
Georgia Southern	–	–
at Louisiana	–	–
at Southern Miss	–	–
Texas State	–	–

GAME-OPENING DRIVES

	SOUTH ALABAMA			Opponent		
	PTS	1STS	YDS	PTS	1STS	YDS
North Texas	3	2	57	7	5	79
at Ohio	0	2	30	0	1	19
Northwestern State	7	1	39	0	0	0
at App State	–	–	–	–	–	–
at LSU	–	–	–	–	–	–
at Arkansas State	–	–	–	–	–	–
Troy	–	–	–	–	–	–
ULM	–	–	–	–	–	–
Georgia Southern	–	–	–	–	–	–
at Louisiana	–	–	–	–	–	–
at Southern Miss	–	–	–	–	–	–
Texas State	–	–	–	–	–	–

SECOND-HALF OPENING DRIVES

	SOUTH ALABAMA			Opponent		
	PTS	1STS	YDS	PTS	1STS	YDS
North Texas	0	0	0	7	1	66
at Ohio	7	4	75	7	6	76
Northwestern State	7	2	75	0	1	10
at App State	–	–	–	–	–	–
at LSU	–	–	–	–	–	–
at Arkansas State	–	–	–	–	–	–
Troy	–	–	–	–	–	–
ULM	–	–	–	–	–	–
Georgia Southern	–	–	–	–	–	–
at Louisiana	–	–	–	–	–	–
at Southern Miss	–	–	–	–	–	–
Texas State	–	–	–	–	–	–

2024 | STATISTICS

STARTING LINEUPS

Offense	WR	TE	LT	LG	C	RG	RT	WR/TE	WR	QB	RB
North Texas	D. Voisin	Thomas-Jones	Davis	Jerido	Preciado	Buys	Carney	Tr. Thomas	Pritchett	Lopez	McReynolds
at Ohio	D. Voisin	Thomas-Jones	Davis	Jerido	Preciado	Buys	Carney	J. Webb	Pritchett	Davenport	Bullock
Northwestern State	D. Voisin	Thomas-Jones	Davis	Jerido	Preciado	Buys	Carney	J. Webb	Pritchett	Lopez	Bullock
at App State											
at LSU											
at Arkansas State											
Troy											
ULM											
Georgia Southern											
at Louisiana											
at Southern Miss											
Texas State											

Defense	BANDIT	NT	DT	WOLF/S	MIKE	STINGER	CB	HUSKY	ROVER	FS	CB/DL
North Texas	Norman	W. Thomas	Strong	Washington	Myrick	Forsha	Neely	Scruggs	Wallace	J. Voisin	L. Webb
at Ohio	Norman	W. Thomas	Strong	Washington	Myrick	Forsha	Fortenberry	Scruggs	Miller	J. Voisin	L. Webb
Northwestern State	Norman	W. Thomas	Strong	Washington	Myrick	Forsha	Fortenberry	Scruggs	Miller	J. Voisin	L. Webb
at App State											
at LSU											
at Arkansas State											
Troy											
ULM											
Georgia Southern											
at Louisiana											
at Southern Miss											
Texas State											

STARTERS CHART | AT SOUTH ALABAMA

QUARTERBACKS	CAREER	STREAK
Gio Lopez	3	1
Bishop Davenport	1	–

RUNNING BACKS	CAREER	STREAK
Braylon McReynolds	6	–
Kentrel Bullock	4	2

RECEIVERS	CAREER	STREAK
Devin Voisin	18	3
Jamaal Pritchett	13	10
Javon Ivory	7	–
Jeremiah Webb	3	2

TIGHT ENDS	CAREER	STREAK
DJ Thomas-Jones	13	4
Trent Thomas	1	–

OFFENSIVE LINE	CAREER	STREAK
Reed Buys	12	11
Jordan Davis	12	4
Malachi Carney	5	3
Kenton Jerido	4	4
Malachi Preciado	3	3

DEFENSIVE LINE	CAREER	STREAK
Wy'kevious Thomas	41	20
Maurice Strong Jr.	8	3
Jordan Norman	3	3

LINEBACKERS	CAREER	STREAK
Aakil Washington	3	3
Blayne Myrick	3	3
Gavin Forsha	3	3

DEFENSIVE BACKS	CAREER	STREAK
Jaden Voisin	28	24
Ricky Fletcher	13	–
Mike Harris	3	–
Rickey Hyatt, Jr.	3	–
Jordan Scruggs	3	3
Lardarius Webb	3	3
Amarion Fortenberry	2	2
Wesley Miller	2	2
Reggie Neely	1	–
Dallas Gamble	1	–

TIME OF POSSESSION

Opponent	Result	Overall	1st Qtr	2nd Qtr	3rd Qtr	4th Qtr	Overtime
North Texas	L, 38-52	0-1	5:47	7:29	10:18	6:54	--
at Ohio	L, 20-27	0-2	10:02	6:31	8:23	2:47	--
Northwestern State	W, 87-10	1-2	6:38	6:26	7:18	??	--
at App State		--	--	--	--	--	--
at LSU		--	--	--	--	--	--
at Arkansas State		--	--	--	--	--	--
Troy		--	--	--	--	--	--
ULM		--	--	--	--	--	--
Georgia Southern		--	--	--	--	--	--
at Louisiana		--	--	--	--	--	--
at Southern Miss		--	--	--	--	--	--
Texas State		--	--	--	--	--	--
		Total	**22:27**	**20:26**	**25:59**	**9:41**	**--**
		Avg.	**7:29**	**6:48**	**8:39**	**4:50**	**--**

LAST TIME | SOUTH ALABAMA PLAYER

OFFENSE

Rushed 30 times in a game: La'Damian Webb (35) at Georgia Southern, 11/5/22
Rushed 40 times in a game: n/a
Rushed for 100 yards in a game: Fluff Bothwell (143) & Kentrel Bullock (102) vs. Northwestern State, 9/12/24
Rushed for 150 yards in a game: La'Damian Webb (163) vs. Arkansas State, 11/11/23
Rushed for 200 yards in a game: La'Damian Webb (247) at Georgia Southern, 11/5/22
Rushed for 100 yards in consecutive games: La'Damian Webb (163) vs. Arkansas State, 11/11/23, and (117) vs. Marshall, 11/18/23
QB rushed for 100 yards in a game: Brandon Bridge (137) vs. Georgia State, 10/18/14
Rushed for 2 TDs in a game: Fluff Bothwell (2) & Kentrel Bullock (2) vs. Northwestern State, 9/12/24
Rushed for 3 TDs in a game: La'Damian Webb (4) vs. Southern Miss, 10/17/23
Rushed for 4 TDs in a game: La'Damian Webb (4) vs. Southern Miss, 10/17/23
Rushed for 2 TDs in consecutive games: La'Damian Webb (2) vs. Southeastern Louisiana, 9/9/23, (2) at Oklahoma State, 9/16/23, (2) vs. Central Michigan, 9/23/23
Passed for 300 yards in a game: Gio Lopez (432) vs. North Texas, 8/31/24
Passed for 400 yards in a game: Gio Lopez (432) vs. North Texas, 8/31/24
Completed 30 passes in a game: Carter Bradley (49) vs. Louisiana, 10/28/23
Attempted 40 passes in a game: Carter Bradley (49) vs. Louisiana, 10/28/23
Attempted 50 passes in a game: Carter Bradley (50) at James Madison, 9/30/23
Threw for 3 TDs in a game: Gio Lopez (4) vs. Northwestern State, 9/12/24
Threw for 4 TDs in a game: Gio Lopez (4) vs. Northwestern State, 9/12/24
Threw for 5 TDs in a game: n/a
Had 300 yards of total offense in a game: Gio Lopez (494) vs. North Texas, 8/31/24
Had 400 yards of total offense in a game: Gio Lopez (494) vs. North Texas, 8/31/24
Accounted for 3 TDs in a game: Gio Lopez (4) vs. Northwestern State, 9/12/24
Accounted for 4 TDs in a game: Gio Lopez (4) vs. Northwestern State, 9/12/24
Accounted for 5 TDs in a game: Jake Bentley vs. Georgia Southern, 10/14/21
Caught 10 passes in a game: Jamaal Pritchett (10) vs. North Texas, 8/31/24
Had 100 yards receiving in a game: Jamaal Pritchett (197) vs. North Texas, 8/31/24
Had 150 yards receiving in a game: Jamaal Pritchett (197) vs. North Texas, 8/31/24
Had 200 yards receiving in a game: Jalen Tolbert (252) at Arkansas State, 11/28/20
Had 100 yards receiving in consecutive games: Jamaal Pritchett (127) vs. Eastern Michigan, 12/23/23 & (197) vs. North Texas, 8/31/24
Caught 2 TDs in a game: D.J. Thomas-Jones (2) vs. Northwestern State, 9/12/24
Caught 3 TDs in a game: D.J. Thomas-Jones (3) at Texas State, 11/25/23
Caught 2 TDs in consecutive games: DJ Thomas-Jones (3) at Texas State, 12/23/23 and (2) vs. Eastern Michigan, 12/23/23
Scored 3 TDs in a game: D.J. Thomas-Jones (3) at Texas State, 11/25/23
Scored 4 TDs in a game: La'Damian Webb (4) vs. Southern Miss, 10/17/23
Scored 5 TDs in a game: n/a
Scored a rushing and receiving TD in the same game: La'Damian Webb vs. Marshall, 11/18/23
Scored a receiving TD and returned a punt for a TD in the same game: Jamaal Pritchett vs. Northwestern State, 9/12/24
Had 100 yards rushing and 100 yards passing in the same game: Brandon Bridge (137 rush, 126 pass) vs. Georgia State, 10/18/14
Had 100 yards rushing and 100 yards receiving in the same game: n/a
Had 100 kickoff return yards in a game: Tra Minter (115) vs. Louisiana, 11/16/19
Had 100 punt return yards in a game: n/a
Had 200 all-purpose yards in a game: Caullin Lacy (216) at ULM, 10/7/23
Had a 50-yard run: Kentrel Bullock (59) & Fluff Bothwell (57), vs. Northwestern State, 9/12/24
Had a 60-yard run: La'Damian Webb (60) vs. Arkansas State, 11/11/23
Had a 70-yard run: Xavier Johnson (70) vs. Presbyterian, 11/19/16
Had an 80-yard run: Xavier Johnson (92) vs. Gardner-Webb, 9/5/15
Completed a 50-yard pass: Gio Lopez to Jamaal Pritchett (52) vs. North Texas, 8/31/24
Completed a 60-yard pass: Carter Bradley to Caullin Lacy (62) vs. Louisiana, 10/28/23
Completed a 70-yard pass: Carter Bradley to Caullin Lacy (72-TD) vs. Central Michigan, 9/23/23
Completed an 80-yard pass: Carter Bradley to Caullin Lacy (84-TD) vs. Southeastern Louisiana, 9/9/23

DEFENSE

Recorded 10 tackles: Blayne Myrick (10) at Ohio, 9/7/24
Recorded 15 tackles: Quentin Wilfawn (15) vs. Louisiana, 10/28/23
Recorded 10+ tackles in consecutive games: Blayne Myrick (12) vs. North Texas, 8/31/24 & (10) vs. Ohio, 9/7/24
Recorded 10+ tackles in three consecutive games: Quentin Wilfawn (15) vs. Louisiana, 10/28/23, (11) at Troy, 11/2/23, (10) vs. Arkansas State, 11/11/23
Had 2 players with 10 tackles in the same game: Riley Cole and A.J. DeShazor Jr. , vs. Troy, 12/5/20
Recorded 3 tackles for loss: (3) Quentin Wilfawn, vs. Arkansas State, 11/11/23
Recorded 2 sacks: (3.5) Quentin Wilfawn, vs. Arkansas State, 11/11/23
Intercepted 2 passes: Yam Banks vs. Louisiana Tech, 9/24/22
Intercepted 3 passes: Scott Brownell vs. Georgia Military J.C., 10/10/09
Intercepted a pass in consecutive games: Jaden Voisin vs. Arkansas State, 11/11/23, vs. Marshall, 11/18/23
Intercepted pass and returned for a touchdown: Chrystyile Caldwell vs. Northwestern State, 9/12/24
Broke up 3 passes: Marquise Robinson (3) vs. Eastern Michigan, 12/23/23
Broke up 4 passes: Ricky Fletcher (4) vs. Southern Miss, 10/17/23
Forced 2 fumbles in the same game: Yam Banks vs. Southern Mississippi, 9/4/21
Recovered 2 fumbles in the same game: Maleki Harris at Hawai'i, 12/1/12

SPECIAL TEAMS

Scored 11 points in a game kicking: Laith Marjan (11) vs. Northwestern State, 9/12/24
Scored 15 points in a game kicking: Lawson McGlon vs. Georgia State, 10/30/10
Kicked 3 FGs in a game: Diego Guajardo at Bowling Green, 9/11/21
Kicked 4 FGs in a game: Aleem Sunanon at South Carolina, 11/22/14
Kicked 5 FGs in a game: n/a
Kicked a game-winning FG: Diego Guajardo Louisiana, 10/1/22 (0:00 left)
Kicked a 50-yard FG: Diego Guajardo (51) at Texas State, 11/25/23
Kicked 2 50-yard FGs in the same game: n/a
Had a 50-yard punt: Jack Martin (50) at Texas State, 11/25/23
Had a 60-yard punt: Jack Brooks (66) vs. Coastal Carolina, 11/26/21
Had a 70-yard punt: Brandon McKee (74) vs. Troy, 10/20/16

LAST TIME | SOUTH ALABAMA TEAM

Had 30 first downs: vs. Southern Miss (34), 10/17/23
Had fewer than 10 first downs: vs. Georgia Southern (4), 10/3/19
Had 300 yards rushing: vs. Northwestern State (363), 9/12/24
Had 400 yards rushing: vs. Jackson State (413), 9/7/19
Had fewer than 100 yards rushing: at Texas State (77), 11/25/23
Had 5 rushing TDs: vs. Northwestern State (6), 9/12/24
Completed 25 passes in a game: (26) vs. North Texas, 8/31/24
Completed 30 passes in a game: at Texas State (36), 11/25/23
Attempted 40 passes: (49) vs. North Texas, 8/31/24
Attempted 50 passes: at James Madison, 9/30/23
Had 300 yards passing: (432) vs. North Texas, 8/31/24
Had 400 yards passing: (432) vs. North Texas, 8/31/24
Attempted less than 10 passes: n/a
Had less than 100 yards passing: vs. Appalachian State (52), 10/26/19
Had 5 passing TDs: n/a
Had 500 yards of total offense: vs. Northwestern State (620), 9/12/24
Had 600 yards of total offense: vs. Northwestern State (620), 9/12/24
Had fewer than 100 yards of total offense: n/a
Scored 40 points: vs. Northwestern State (87), 9/12/24
Scored 50 points: vs. Northwestern State (87), 9/12/24
Scored 60 points: vs. Northwestern State (87), 9/12/24
Scored a safety: at Arkansas State, 10/29/22 (Jamie Sheriff and James Miller)
Scored a touchdown on defense: vs. Northwestern State, 9/12/24 (Chrystyile Caldwell, 30-yd interception return)
Scored a touchdown on special teams: vs. Northwestern State, 9/12/24 (Jamaal Pritchett, 62-yard punt return)
Scored a touchdown on offense, defense and special teams: vs. Northwestern State, 9/12/24
Scored a touchdown on its first offensive play of the game: vs. Northwestern State, 9/12/24 (Gio Lopez 39-yard pass to Jeremiah Webb)
Scored a touchdown on the opening play of the game: vs. Air Force, 12/30/16 (Dallas Davis 75 yd pass to Josh Magee)
Returned a punt for a TD: vs. Northwestern State, 9/12/24 (Jamaal Pritchett, 62-yard punt return)
Returned a blocked punt for a TD: at Tulane, 9/7/13 (Terrance Timmons 12 yds)
Returned a blocked FG for a TD: vs. Alabama A&M, 9/16/17 (Gus Nave 83 yds)
Returned a kickoff for a TD: vs. Nicholls, 9/24/16 (Xavier Johnson 95 yds)
Returned the opening kickoff for a TD: vs. Nicholls, 9/24/16 (Xavier Johnson 95 yds)
Returned an interception for a TD: vs. Northwestern State, 9/12/24 (Chrystyile Caldwell, 30-yd interception return)
Returned a fumble for a TD: vs. San Diego State, 10/1/16 (Devon Earl 80 yds)
Was held scoreless in a half: vs. Louisiana, 10/28/23 (1st)
Was held scoreless in the first half: vs. Louisiana, 10/28/23
Was held scoreless: vs. Troy, 12/5/20
Was held scoreless at home: vs. Troy, 12/5/20
Did not score a touchdown: vs. Troy, 10/20/22
Did not score an offensive touchdown: vs. Troy, 10/20/22
Did not commit a turnover: vs. Northwestern State, 9/12/24
Lost 3 fumbles: (3), 10/28/23
Had 3 passes intercepted: vs. Coastal Carolina, 11/26/21
Had 5 or more turnovers: vs. Louisiana (5), 10/28/23
Had a 100-yd rusher and 100-yd receiver in the same game: La'Damian Webb (117) and Caullin Lacy (126) vs. Marshall, 11/18/23
Had 2 100-yd rushers in the same game: Fluff Bothwell (143) & Kentrel Bullock (102) vs. Northwestern State, 9/12/24
Had 2 100-yd passers in the same game: Gio Lopez (192) and Desmond Trotter (115) vs. Eastern Michigan, 12/23/23
Had 2 100-yd receivers in the same game: Jamaal Pritchett (168) and Caullin Lacy (131) vs. Louisiana, 10/28/23
Had 3 100-yd receivers in the same game: Devin Voisin (141), Caullin Lacy (133) and Jalen Wayne (127) vs. ULM, 10/15/22
Blocked a punt: at Arkansas State, 10/29/22 (Ja'juan Townsend)
Blocked a FG attempt: at Georgia Southern, 11/5/22 (Charles Coleman III)
Blocked a PAT: vs. Louisiana, 11/12/15 (Jeremy Reaves)
Had a punt blocked: vs. North Texas, 8/31/24
Had a FG blocked: vs. Louisiana, 11/16/19
Had a PAT blocked: vs. Louisiana, 10/2/21
Did not punt: vs. Northwestern State, 9/12/24
Had 10 punts: vs. Appalachian State, 10/26/19
Held an opponent scoreless in a half: vs. Northwestern State, 9/12/24 (2nd)
Held an opponent scoreless in the first half: vs. Marshall, 11/18/23 (2nd)
Held an opponent scoreless: vs. Marshall, 11/18/23 (2nd)
Held an opponent scoreless on the road: at Lamar, 10/16/10
Held an opponent without a touchdown: vs. Marshall, 11/18/23 (2nd)
Held an opponent without an offensive touchdown: vs. Marshall, 11/18/23 (2nd)
Held an opponent to 10 or less first downs: [8] vs. Northwestern State, 9/12/24
Held an opponent to 5 or less first downs: vs. Edward Waters, 9/25/10
Forced 5 turnovers: vs. Louisiana Tech (5), 9/24/22
Recovered 3 fumbles: at Troy, 10/11/17
Intercepted 3 passes: vs. Northwestern State, 9/12/24
Had 5 sacks: vs. Coastal Carolina, 11/26/21
Broke up 10 passes: n/a
Held an opponent under 300 yards of total offense: vs. Northwestern State (237), 9/12/24
Held an opponent under 200 yards of total offense: vs. Eastern Michigan (150), 12/23/23
Held an opponent under 100 yards of total offense: vs. Pikeville (88), 9/4/10
Held an opponent negative rushing yards: at Arkansas State (-19), 10/29/22
Held an opponent under 100 yards rushing: vs. Northwestern State (66), 9/12/24
Held opponents under 100 yards rushing in back-to-back games: at Georgia Southern vs. Southeastern Louisiana (81), 9/9/23 and at Oklahoma State (94), 9/16/23
Held an opponent under 100 yards passing: vs. Eastern Michigan (73), 12/23/23
Did not allow a sack: vs. Northwestern State, 9/12/24
Had no penalties: n/a
Had 10 penalties: vs. Texas State (11), 11/12/22
Had 100 penalty yards: vs. Texas State (121), 11/12/22
Had 35 minutes of possession time: vs. Marshall (36:27), 11/18/23
Had 40 minutes of possession time: n/a
Won a game without scoring an offensive TD: vs. Nicholls State, 9/8/12 (9-3)
Won a game when trailing after three quarters: at Southern Miss, 11/19/22 (USM led (17-13)
Won a game when trailing by 10 or more points: at Georgia Southern, 11/5/22 (GS led 21-7)
Scored in the final minute of regulation to win a game: at Louisiana, 10/1/22 (Diego Guajardo 43 yd FG with 0:00 left)
Scored on the final play to win a game: at Louisiana, 10/1/22 (Diego Guajardo 43 yd FG with 0:00 left)
Was involved in an overtime game: vs. Coastal Carolina, 11/26/21
Played as a ranked team: n/a
Won as a ranked team: n/a
Won as a ranked team on the road: n/a
Played a ranked team: at Tulane, 9/2/23 (24th)
Beat a ranked team: vs. San Diego State, 10/1/16 (19th)
Beat a ranked team on the road: n/a

SOUTH ALABAMA CAREER HIGHS | OFFENSE

Quarterbacks

4 – Bishop Davenport

Completions	23, at Ohio, 9/7/24
Pass Attempts	37, at Ohio, 9/7/24
Yards Passing	226, at Ohio, 9/7/24
TDs Passing	1, at Ohio, 9/7/24
Longest Completion	26, at Ohio, 9/7/24
Rushing Attempts	10, at Ohio, 9/7/24
Yards Rushing	12, at Ohio, 9/7/24
Longest Rush	8, at Ohio, 9/7/24
Total Offense Yds	238, at Ohio, 9/7/24
TDs Accounted For	2, at Ohio, 9/7/24

7 – Gio Lopez

Completions	26, vs. North Texas, 8/31/24
Pass Attempts	49, vs. North Texas, 8/31/24
Yards Passing	432, vs. North Texas, 8/31/24
TDs Passing	4, vs. Northwestern state, 9/12/24
Longest Completion	52, vs. North Texas, 8/31/24
Rushing Attempts	13, vs. North Texas, 8/31/24
Yards Rushing	88, vs. Eastern Michigan, 12/23/23
Longest Rush	27, vs. Eastern Michigan, 12/23/23
Total Offense Yds	494, vs. North Texas, 8/31/24
TDs Accounted For	4, 2x, Last: vs. North Texas, 8/31/24

Running Backs

0 – Braylon McReynolds

100-yard Rushing Games	1, at Southern Miss, 11/19/22
Rushing Attempts	19, at Texas State, 11/25/23
Yards Rushing	100, at Southern Miss, 11/19/22
TDs Rushing	--
Longest Rush	64, at Southern Miss, 11/19/22
Receptions	6, at Texas State, 11/25/23
Yards Receiving	70, at Texas State, 11/25/23
Longest Reception	33, 2x, Last vs. Northwestern State, 9/12/24

3 – Kentrell Bullock

100-yard Rushing Games	1, vs. Northwestern State, 9/12/24
Rushing Attempts	18, at Oklahoma State, 9/9/23
Yards Rushing	102, vs. Northwestern State, 9/12/24
TDs Rushing	2, vs. Northwestern State, 9/12/24
Longest Rush	59, vs. Northwestern State, 9/12/24
Receptions	3, 2x, Last: vs. Louisiana, 10/28/23
Yards Receiving	30, at ULM, 10/7/23
Longest Reception	30, at ULM, 10/7/23

21 – Jarvis Durr

Rushing Attempts	5, vs. Northwestern State, 9/12/24
Yards Rushing	20, vs. Southern Miss, 10/17/23
TDs Rushing	1, vs. Northwestern State, 9/12/24
Longest Rush	13, vs. Southern Miss, 10/17/23

22 – PJ Martin

Rushing Attempts	6, vs. Northwestern State, 9/12/24
Yards Rushing	72, vs. Northwestern State, 9/12/24
TDs Rushing	1, 2x, Last: vs. Northwestern State, 9/12/24
Longest Rush	45, vs. Northwestern State, 9/12/24
Receptions	2, at Ohio, 9/7/24
Yards Receiving	26, at Ohio, 9/7/24
Longest Reception	23, at Ohio, 9/7/24
All-Purpose Yards	72, vs. Northwestern State, 9/12/24

23 –Iverson Celestine

Rushing Attempts	1, 2x, Last: vs. Northwestern State, 9/12/24
Yards Rushing	6, vs. Northwestern State, 9/12/24
TDs Rushing	--
Longest Rush	6, vs. Northwestern State, 9/12/24
Receptions	1, vs. Northwestern State, 9/12/24
Receiving Yards	18, vs. Northwestern State, 9/12/24
Longest Reception	18, vs. Northwestern State, 9/12/24

24 – Fluff Bothwell

100-yard Rushing Games	1, vs. Northwestern State, 9/12/24
Rushing Attempts	10, at Ohio, 9/7/24
Yards Rushing	143, vs. Northwestern State, 9/12/24
TDs Rushing	2, vs. Northwestern State, 9/12/24
Longest Rush	57, vs. Northwestern State, 9/12/24
Receptions	1, 2x, Last: at Ohio, 9/7/24
Yards Receiving	28, vs. North Texas, 8/31/24
Longest Reception	28, vs. North Texas, 8/31/24

26 –Jonathon Carter

Rushing Attempts	1, vs. Southern Miss, 10/17/23
Yards Rushing	8, vs. Southern Miss, 10/17/23
Longest Rush	8, vs. Southern Miss, 10/17/23

33 – Dorian Smith

Rushing Attempts	2, vs. Southern Miss, 10/17/23
Yards Rushing	34, vs. Southern Miss, 10/17/23
TDs Rushing	1, vs. Southern Miss, 10/17/23
Longest Rush	29, vs. Southern Miss, 10/17/23
Receptions	1, vs. Marshall, 11/18/23
Yards Receiving	3, vs. Marshall, 11/18/23
Longest Reception	3, vs. Marshall, 11/18/23

Wide Receivers/Tight Ends

1 – Devin Voisin

TD Receptions	2, vs. Texas State, 11/12/22
100-Yard Games	3, Last: 153 vs. Western Kentucky, 12/21/22
Receptions	11, vs. Western Kentucky, 12/21/22
Yards Receiving	153, vs. Western Kentucky, 12/21/22
Longest Reception	47, vs. Western Kentucky, 12/21/22

2 – Jamaal Pritchett

TD Receptions	2, 3x, Last: vs. Eastern Michigan, 12/23/23
100-Yard Games	4, Last: vs. North Texas, 8/31/24
Receptions	11, vs. Louisiana, 10/28/23
Yards Receiving	197, vs. North Texas, 8/31/24
Longest Reception	52, vs. North Texas, 8/31/24

8 – DJ Thomas-Jones

TD Receptions	3, at Texas State, 11/25/23
Receptions	9, at Texas State, 11/25/23
Yards Receiving	56, at Texas State, 11/25/23
Longest Reception	33, vs. Southern Miss, 10/17/23

11 – Anthony Eager

TD Receptions	1, vs. North Texas, 8/31/24
100-Yard Games	--
Receptions	1, vs. North Texas, 8/31/24
Yards Receiving	23, vs. North Texas, 8/31/24
Longest Reception	23, vs. North Texas, 8/31/24

13 – Javon Ivory

TD Receptions	1, at Texas State, 11/25/23
100-Yard Games	--
Receptions	6, at James Madison, 9/30/23
Yards Receiving	85, at Texas State, 11/25/23
Longest Reception	39, at Texas State, 11/25/23

15 – Shamar Sandgren

TD Receptions	1, vs. North Texas, 8/31/24
100-Yard Games	--
Receptions	3, 2x, Last: at Ohio, 9/7/24
Yards Receiving	37, vs. North Texas, 8/31/24
Longest Reception	21, vs. North Texas, 8/31/24

18 – Keyshawn Woodyard

TD Receptions	--
100-Yard Games	--
Receptions	2, at ULM, 10/7/23
Yards Receiving	34, at ULM, 10/7/23
Longest Reception	21, at ULM, 10/7/23

81 – Jeremiah Webb

TD Receptions	1, 2x, Last: vs. Northwestern State, 9/12/24
100-Yard Games	--
Receptions	3, vs. North Texas, 8/31/24
Yards Receiving	74, vs. Northwestern State, 9/12/24
Longest Reception	49, vs. Eastern Michigan, 12/23/23

86 – Todd Justice

TD Receptions	--
100-Yard Games	--
Receptions	1, 4x, Last: vs. Eastern Michigan, 12/23/23
Yards Receiving	15, vs. Louisiana Tech, 9/24/22
Longest Reception	15, vs. Louisiana Tech, 9/24/22

SOUTH ALABAMA CAREER HIGHS | DEFENSE

1 – Ricky Fletcher

Total Tackles	7, at Troy, 11/2/23
Solo Tackles	4, 3x, last at Texas State, 11/25/23
Tackles for Loss	1, vs. Southeastern Louisiana, 9/9/23
Interceptions	--
Passes Broken Up	4, vs. Southern Miss, 10/17/23
Forced Fumbles	--
Fumble Recoveries	1, at Tulane, 9/2/23

2 – Jaden Voisin

Total Tackles	17, at Southern Miss, 11/19/22
Solo Tackles	6, at Southern Miss, 11/19/22
Tackles For Loss	1.5, at Southern Miss, 11/19/22
Interceptions	1, 7x, Last: vs. Northwestern State, 9/12/24
Long Int. Return	30, at Louisiana 10/1/22
Passes Broken Up	2, vs. Old Dominion, 11/26/22
Forced Fumbles	1, 3x, last vs. Southeastern Louisiana, 9/9/23
Fumble Recoveries	1, at Louisiana 10/1/22

3 – Ricky Hyatt Jr.

Total Tackles	2, 8x, Last: vs. Northwestern State, 9/12/24
Solo Tackles	2, Last: vs. Northwestern State, 9/12/24
Interceptions	--
Passes Broken Up	--

4 – Dallas Gamble

Total Tackles	4, vs. Eastern Michigan, 12/23/23
Solo Tackles	3, at Tennessee, 11/20/21
Forced Fumbles	--
Fumble Recoveries	1, vs. Eastern Michigan, 12/23/23
Interceptions	--
Long Int. Return	--
Passes Broken Up	1, at Oklahoma State, 9/16/23

6 – Wesley Miller

Total Tackles	6, at Ohio, 9/7/24
Solo Tackles	5, at Ohio, 9/7/24
Tackles for Loss	2, at Ohio, 9/7/24
Forced Fumbles	--
Fumbles Recovered	1, vs. Southeastern Louisiana, 9/9/23
Interceptions	1, at ULM, 10/7/23
Long Int. Return	3, at ULM, 10/7/23
Passes Broken Up	--

7 – Lardarius Webb

Total Tackles	4, at Ohio, 9/7/24
Solo Tackles	4, at Ohio, 9/7/24
Forced Fumbles	--
Fumbles Recovered	--
Interceptions	--
Long Int. Return	--
Passes Broken Up	--

8 – Jordan Scruggs

Total Tackles	9, vs. North Texas, 8/31/24
Solo Tackles	3, 2x, Last: at Ohio, 9/7/24
Tackles For Loss	1, vs. Northwestern State, 9/12/24
Forced Fumbles	--
Fumbles Recovered	--
Interceptions	--
Long Int. Return	--
Passes Broken Up	1, vs. North Texas, 8/31/24

10 – Aakil Washington

Total Tackles	6, at Ohio, 9/7/24
Solo Tackles	2, at Ohio, 9/7/24
Forced Fumbles	--
Fumbles Recovered	--
Interceptions	--
Long Int. Return	--
Passes Broken Up	--

11 – Dalton Hughes

Total Tackles	3, vs. Eastern Michigan, 12/23/23
Solo Tackles	2, vs. Eastern Michigan, 12/23/23
Tackles For Loss	1, at Texas State, 11/25/23
Interceptions	--
Long Int. Return	--
Passes Broken Up	--

12 – Reggie Neely

Total Tackles	3, vs. North Texas, 8/31/24
Solo Tackles	1, vs. North Texas, 8/31/24
Interceptions	--
Long Int. Return	--
Passes Broken Up	--

13 – Christopher Wallace Jr.

Total Tackles	4, vs. North Texas, 8/31/24
Solo Tackles	1, vs. North Texas, 8/31/24
Forced Fumbles	--
Fumbles Recovered	--
Interceptions	--
Long Int. Return	--
Passes Broken Up	--

14 – Cole Blaylock

Total Tackles	2, vs. North Texas, 8/31/24
Solo Tackles	1, 2x, Last: vs. Northwestern State, 9/12/24
Forced Fumbles	--
Fumbles Recovered	--
Interceptions	--
Long Int. Return	--
Passes Broken Up	--

15 – Chrystyile Caldwell

Total Tackles	2, vs. Southern Miss, 10/17/23
Solo Tackles	1, vs. Southeastern Louisiana, 9/9/23
Tackles For Loss	0.5, vs. Northwestern State, 9/12/24
Interceptions	1, vs. Northwestern State, 9/12/24
Long Int. Return	1, vs. Northwestern State, 9/12/24
Passes Broken Up	--

16 – Brian Dillard

Total Tackles	1, 4x, Last: vs. North Texas, 8/31/24
Solo Tackles	1, 3x, Last: at ULM, 10/07/23
Interceptions	--
Long Int. Return	--
Passes Broken Up	--

17 – Courtney McBride Jr.

Total Tackles	4, vs. North Texas, 8/31/24
Solo Tackles	1, 3x, Last: vs. Northwestern State, 9/12/24
Forced Fumbles	--
Fumbles Recovered	--
Interceptions	--
Passes Broken Up	--

18 – R.J. Moss Jr.

Total Tackles	3, vs. Southern Miss, 10/17/23
Solo Tackles	1, 4x, last vs. North Texas, 8/31/24
Fumbles Forced	--
Fumbles Recovered	--
Sacks	--
Tackles for Loss	--

19 – Amarion Fortenberry

Total Tackles	6, at Ohio, 9/7/24
Solo Tackles	2, vs. North Texas, 8/31/24
Tackles for loss	1, vs. Northwestern State, 9/12/24
Forced Fumbles	--
Fumbles Recovered	--
Interceptions	1, vs. Northwestern State, 9/12/24
Long Int. Return	28, vs. Northwestern State, 9/12/24
Passes Broken Up	1, 2x, Last: vs. Northwestern State, 9/12/24

20 – Lamondre Brooks

Total Tackles	3, vs. Louisiana Tech, 9/24/22
Solo Tackles	2, 2x, last vs. Southern Miss, 10/17/23
Tackles For Loss	1, 3x, last at ULM, 10/7/23
Sacks	1, at ULM, 10/7/23
Forced Fumble	1, at Arkansas State, 10/29/22

21 – Jordan Norman

Total Tackles	5, at Ohio, 9/7/24
Solo Tackles	4, at Ohio, 9/7/24
Tackles For Loss	1.5, vs. Northwestern State, 9/12/24
Sacks	1, 2x, Last: at Ohio, 9/7/24
Passes Broken Up	1, at Ohio, 9/7/24
Forced Fumbles	--

22 – Ty Goodwill

Total Tackles	1, vs. Northwestern State, 9/12/24
Solo Tackles	--
Tackles for loss	--
Forced Fumbles	--
Fumbles Recovered	--
Interceptions	--
Long Int. Return	--
Passes Broken Up	--

24 – Damyrion Darby

Total Tackles	1, vs. North Texas, 8/31/24
Solo Tackles	--
Interceptions	--
Long Int. Return	--
Passes Broken Up	--

26 – Parker Shattuck

Total Tackles	1, vs. Northwestern State, 9/12/24
Solo Tackles	--
Interceptions	--
Long Int. Return	--
Passes Broken Up	--

27 – Gavin Forsha

Total Tackles	6, at Ohio, 9/7/24
Solo Tackles	1, 4x, Last: vs. Northwestern State, 9/12/24
Sacks	--
Tackles For Loss	1.5, vs. Northwestern State, 9/12/24
Interceptions	--
Long Int. Return	--
Passes Broken Up	--

CAREER HIGHS | DEFENSE

28 – Darius McKenzie

Total Tackles	3, vs. Northwestern State, 9/12/24
Solo Tackles	1, 2x, Last: vs. Northwestern State, 9/12/24
Forced Fumbles	--
Fumbles Recovered	--
Interceptions	--
Long Int. Return	--
Passes Broken Up	--

31 – Mike Harris

Total Tackles	3, vs. Arkansas State, 11/11/23
Solo Tackles	2, 3x, last vs. Marshall, 11/18/23
Interceptions	--
Long Int. Return	--
Passes Broken Up	1, 2x, last vs. Marshall, 11/18/23

32 – Blayne Myrick

Total Tackles	12, vs. North Texas, 8/31/24
Solo Tackles	6, at Ohio, 9/7/24
Tackles For Loss	1, vs. Eastern Michigan, 12/23/23
Sacks	--
Interceptions	--
Long Int. Return	--
Passes Broken Up	--
Forced Fumbles	1

33 – Julien Demby

Total Tackles	1, 2x, Last: vs. Northwestern State, 9/12/24
Solo Tackles	1, 2x, Last: vs. Northwestern State, 9/12/24
Tackles For Loss	1, vs. Northwestern State, 9/12/24
Interceptions	--
Long Int. Return	--
Passes Broken Up	--
Fumble Recoveries	1, vs. Northwestern State, 9/12/24

45 – Ed Smith IV

Total Tackles	4, vs. Old Dominion, 11/26/22
Solo Tackles	4, vs. Old Dominion, 11/26/22
Tackles For Loss	1, vs. Old Dominion, 11/26/22
Sacks	1, vs. Old Dominion, 11/26/22
Forced Fumbles	1, vs. Old Dominion, 11/26/22
Fumble Recoveries	1, at UCLA, 9/17/22

53 – Emauri Sibley

Total Tackles	2, vs. Southern Miss, 10/17/23
Solo Tackles	1, vs. Southern Miss, 10/17/23
Interceptions	--
Long Int. Return	--
Passes Broken Up	--

55 – Maurice Strong Jr.

Total Tackles	7, vs. Northwestern State, 9/12/24
Solo Tackles	4, vs. Northwestern State, 9/12/24
Tackles For Loss	2, vs. Northwestern State, 9/12/24
Sacks	1, 3x Last: vs. Northwestern State, 9/12/24
Interceptions	1, vs. Southern Miss, 10/17/23
Forced Fumbles	1, vs. Arkansas State, 11/29/19
Fumbles Recovered	1, vs. Tulane, 9/12/20

90 – Carlos Johnson Jr.

Total Tackles	4, at Ohio, 9/7/24
Solo Tackles	3, at Ohio, 9/7/24
Tackles For Loss	1, 4x, Last: at Ohio, 9/7/24
Sacks	1, 2x, last at Tennessee, 11/20/21
Fumbles Recovered	1, at Ohio, 9/7/24

95 – Jalyn Durgan

Total Tackles	2, vs. North Texas, 8/31/24
Solo Tackles	--
Tackles For Loss	--
Sacks	--
Forced Fumbles	--
Fumble Recoveries	--

97 – Tyler Thomas

Total Tackles	4, at Ohio, 9/7/24
Solo Tackles	1, at Ohio, 9/7/24
Tackles For Loss	1, at Ohio, 9/7/24
Sacks	1, at Ohio, 9/7/24
Forced Fumbles	1, at Ohio, 9/7/24
Fumble Recoveries	--

99 – Wy'Kevious Thomas

Total Tackles	8, at Texas State, 10/9/21
Solo Tackles	5, at UCLA, 9/17/22
Tackles For Loss	2, vs. Alcorn State, 9/18/21
Sacks	1, 4x, last at Arkansas State, 10/29/22
Forced Fumbles	1, at Arkansas State, 10/29/22
Fumble Recoveries	1, 2x, last vs. Coastal Carolina, 11/26/21

CAREER HIGHS | SPECIAL TEAMS

35 – Davis Little

Field Goals	--
Long Field Goal	--
Extra Points	4, vs. Northwestern State, 9/12/24
Total Points	4, vs. Northwestern State, 9/12/24

44 – Aleksi Pulkkinen

Punts	7, at Ohio, 9/7/24
Yards Punting	268, at Ohio, 9/7/24
Long Punt	47, at Ohio, 9/7/24
Inside 20	4, at Ohio, 9/7/24
50+ yards	--
Punting Average	38.3, at Ohio, 9/7/24

87 – Jack Martin

Punts	7, at James Madison, 9/30/23
Yards Punting	270, at James Madison, 9/30/23
Long Punt	54, vs. Marshall, 11/18/23
Inside 20	3, at Oklahoma State, 9/16/23
50+ yards	1, 3x last at Texas State, 11/25/23
Punting Average	45.2, vs. Marshall, 11/18/23

99 – Laith Marjan

Field Goals	2, 2x, Last: at Ohio, 9/7/24
Long Field Goal	39, vs. North Texas, 8/31/24
Extra Points	8, vs. Northwestern State, 9/12/24
Total Points	11, vs. Northwestern State, 9/12/24

2024 RECAPS | BOX SCORES

GAME 1

NORTH TEXAS	7	7	28	10	**52**
SOUTH ALABAMA	3	16	7	12	**38**

Aug. 31, 2024 | Hancock Whitney Stadium | Mobile, Ala.

Captains: (5) S Christopher Wallace Jr. – (1) WR Devin Voisin – (99) DL Wy'Kevious Thomas

Lopez's Record-Setting Night Not Enough as Jags Fall to North Texas

MOBILE, Ala. - Quarterback Gio Lopez set the South Alabama Football single-game records for passing yards and total offense, but the Jaguars fell short in the form of a 52-38 setback to North Texas Saturday night in the team's season opener at Hancock Whitney Stadium.

Lopez passed for 432 yards on the night and rushed for an additional 62 to get to 494 yards of total offense.

"I'm just disappointed in how we came out in the second half," said head coach Major Applewhite. "We had two three and outs and it slowed us down. After that, we had a big drive to get a touchdown, but then we dropped a snap and gave them seven points on special teams. We also had some personal fouls that extended some drives. We just lost our bearings to start the third quarter and against a team that continues to put up points like that when they're hot it's difficult to recover from."

Lopez's primary target on the night was receiver Jamaal Pritchett, who finished the game with 197 receiving yards and a touchdown. Those 197 yards were the second-most in a single game in program history. It marked a career high for the senior. While Lopez led the Jags in rushing, true freshman Fluff Bothwell recorded 30 yards and a touchdown in his collegiate debut. The receiving duo of Shamar Sandgren and Anthony Eager both recorded the first college receptions and touchdowns of their respective careers.

Defensively, the Jaguars were led by linebacker Blayne Myrick who set a career high with 12 total tackles. South also got nine takedowns from defensive back Jordan Scruggs in his South Alabama debut. Defensive lineman Wy'Kevious Thomas notched seven tackles on the night as well.

A big second quarter appeared to give USA momentum heading into the locker room at halftime. The Jaguars took a 19-14 advantage into the break after getting a big goal line stop to end the first half. The third quarter would prove to be detrimental for South, though, as the Mean Green outscored the Jaguars 28-7 in that 15-minute period. The Jags kept pushing in the fourth quarter with a pair of late touchdowns, but it was not enough as North Texas secured a two-touchdown victory.

STAT LEADERS

NORTH TEXAS

Passing	C-A-I	Yds	TD	Long	Sk
Morris, Chandler	32-41-0	415	3	54	0
Young, Wyatt	1-1-0	31	0	31	0
Totals	**33-42-1**	**446**	**3**	**54**	**0**

Rushing	Att.	Yds	TD	Long	Avg.
Ragsdale, Ikaika	14	45	1	8	3.2
Harris, Damashja	6	29	0	13	4.8
Price, Juwuan	7	19	0	5	2.7
Morris, Chandler	5	17	2	6	3.4
Team	2	-6	0	0	-3.0
Totals	**34**	**104**	**3**	**13**	**3.1**

Receiving	No.	Yds	TD	Long
Ward Jr., Damon	12	230	2	54
Sheffield, DT	7	74	0	17
Aaron, Jeremiah	3	55	0	26
Conwright, Blair	1	25	1	25
Ragsdale, Ikaika	3	20	0	17
Young, Wyatt	2	19	0	10
Hammond, Oscar	2	15	0	11
Koch, Kyle	1	5	0	5
Price, Juwuan	1	2	0	2
Carnes, Dalton	1	1	0	1
Totals	**33**	**446**	**3**	**54**

SOUTH ALABAMA

Passing	C-A-I	Yds	TD	Long	Sk
Lopez, Gio	26-49-0	432	3	52	2
Totals	**26-49-0**	**432**	**3**	**52**	**2**

Rushing	Att.	Yds	TD	Long	Avg.
Lopez, Gio	13	62	1	11	4.8
Bothwell, Fluff	6	30	1	13	5.0
Bullock, Kentrel	5	28	0	12	5.6
McReynolds, Braylon	8	27	0	9	3.4
Davenport, Bishop	1	3	0	3	3.0
Totals	**33**	**150**	**2**	**13**	**4.5**

Receiving	No.	Yds	TD	Long
Pritchett, Jamaal	10	197	1	52
Webb, Jeremiah	3	63	0	41
Voisin, Devin	5	60	0	19
Sandgren, Shamar	3	37	1	21
Bothwell, Fluff	1	28	0	28
Eager, Anthony	1	23	1	23
Bullock, Kentrel	1	11	0	11
McReynolds, Braylon	1	7	0	7
Thomas-Jones, DJ	1	6	0	6
Totals	**26**	**432**	**3**	**52**

SCORING SUMMARY

Qtr	Score	Time	Team	Scoring Play (Drive Summary)
1st	7-0	9:37	UNT	Morris, 2-yard run (15 plays, 79 yards, TOP 5:18)
1st	7-3	5:58	USA	Marjan, 39-yard field goal (8 plays, 57 yards, TOP 3:34)
2nd	10-7	14:55	USA	Lopez, 8-yard run (7 plays, 72 yards, TOP 2:13)
2nd	14-10	12:43	UNT	Ward Jr., 3-yard pass from Morris (7 plays, 79 yards, TOP 2:06)
2nd	14-13	9:39	USA	Marjan, 32-yard field goal (8 plays, 61 yards, TOP 3:04)
2nd	19-14	4:24	USA	Bothwell, 13-yard run (12 plays, 83 yards, TOP 3:55)
3rd	21-19	13:23	UNT	Conwright, 25-yard pass from Morris (3 plays, 66 yards, TOP 0:47)
3rd	28-19	10:14	UNT	Morris, 1-yard run (5 plays, 50 yards, TOP 2:16)
3rd	28-26	5:15	USA	Pritchett, 26-yard pass from Lopez (9 plays, 75 yards, TOP 4:59)
3rd	35-26	3:36	UNT	Ward Jr., 54-yard pass from Morris (4 plays, 69 yards, TOP 1:35)
3rd	42-26	2:40	UNT	Garnett, 0-yd punt return
4th	42-32	13:31	USA	Sandgren, 21-yard pass from Lopez (9 plays, 75 yards, TOP 4:09)
4th	49-32	8:28	UNT	Ragsdale, 3-yard run (10 plays, 76 yards, TOP 4:57)
4th	49-38	4:39	USA	Eager, 23-yard pass from Lopez (10 plays, 75 yards, TOP 3:49)
4th	52-38	2:53	UNT	Nguma, 30-yard field goal (7 plays, 28 yards, TOP 1:46)

GAME 2

SOUTH ALABAMA	0	10	7	3	**20**
OHIO	3	14	7	3	**27**

Sept. 7, 2024 | Paden Stadium | Athens, Ohio

Captains: (5) WR Jamaal Pritchett – (51) OL Reed Buys – (2) S Jaden Voisin

Jags Fall Short in Final Minutes at Ohio

ATHENS, Ohio - South Alabama gave itself the chances needed to complete a come-from-behind victory Saturday night at Ohio, but could not capitalize on those chances late and fell short, 27-20, at Peden Stadium.

The loss dropped the Jaguars to 0-2 for the year while the Bobcats improved to 1-1.

Quarterback Bishop Davenport made his first start in a South Alabama uniform Saturday and threw for 227 yards and a touchdown with no interceptions. His primary targets were Jamaal Pritchett and Devin Voisin, who combined to make 13 catches. Pritchett finished the night with 67 yards and a touchdown while Voisin tallied 77 yards. True freshman Fluff Bothwell led the ground attack on the night with 70 yards and found the end zone for a second-consecutive week.

Linebacker Blayne Myrick paced the Jaguars defensively by recording double-digit tackles for the second-straight contest. His 10 takedowns made him the team leader for the second week in a row, and he led all players on both teams. Tyler Thomas and Carlos Johnson Jr. combined to force the first takeaway of the season for USA when Thomas tallied a strip-sack in the third quarter and Johnson jumped on it for the recovery. The Jags also got seven tackles from Jordan Scruggs while Jordan Norman recorded a sack.

Ohio jumped out to an early 10-0 lead in the game, but the Jaguars came fighting back and tied the game right before halftime thanks to Bothwell's touchdown and a field goal courtesy of Laith Marjan. The Bobcats were able to respond and storm down the field seconds before halftime to take a 17-10 lead into halftime.

Ohio scored the first touchdown of the second half to extend their lead, but South responded with a solid drive capped by a Davenport-Pritchett connection on a nine-yard touchdown strike. Marjan then hit another field goal from 38 yards out to cut the deficit to four. The Jaguar defense came up with a big three-and-out to get the offense the ball back near midfield with a chance to take the lead, but the drive stalled and South Alabama could not get over the hump as Ohio scored again and iced away the clock to win the game.

STAT LEADERS

SOUTH ALABAMA

Passing	C-A-I	Yds	TD	Long	Sk
Davenport, Bishop	23-37-0	226	1	26	1
Totals	**23-37-0**	**226**	**1**	**26**	**1**

Rushing	Att.	Yds	TD	Long	Avg.
Bothwell, Fluff	10	70	1	18	7.0
Bullock, Kentrel	6	28	0	22	4.7
Davenport, Bishop	10	12	0	8	1.2
Celestine, Iverson	1	-1	0	0	-1.0
Totals	**27**	**109**	**1**	**22**	**4.0**

Receiving	No.	Yds	TD	Long
Voisin, Devin	5	77	0	18
Pritchett, Jamaal	8	67	1	26
Sandgren, Shamar	3	35	0	15
Martin, PJ	2	26	0	23
Webb, Jeremiah	1	10	0	10
Bothwell, Fluff	1	6	0	6
Bullock, Kentrell	1	3	0	3
Thomas-Jones, DJ	1	2	0	2
Celestine, Iverson	1	0	0	0
Totals	**23**	**226**	**1**	**26**

OHIO

Passing	C-A-I	Yds	TD	Long	Sk
Navarro, Parker	20-28-0	204	1	33	2
Totals	**20-28-0**	**204**	**1**	**33**	**2**

Rushing	Att.	Yds	TD	Long	Avg.
Tyus, Anthony	17	74	1	15	4.4
Hunt, Rickey	6	73	0	59	12.2
Navarro, Parker	13	62	1	18	4.8
Team	4	-9	0	0	-2.3
Totals	**40**	**200**	**2**	**59**	**5.0**

Receiving	No.	Yds	TD	Long
Hendricks, Chase	4	65	1	33
Harris, Rodney	4	43	0	15
Owen, Coleman	5	33	0	9
Gossett, Caleb	3	30	0	15
Williams, Mason	2	23	0	15
Pugh, Eian	1	9	0	9
Hunt, Rickey	1	1	0	1
Totals	**26**	**432**	**3**	**52**

SCORING SUMMARY

Qtr	Score	Time	Team	Scoring Play (Drive Summary)
1st	7-0	3:03	Ohio	Spetic, 45-yard field goal (5 plays, 54 yards, TOP 1:35)
2nd	10-0	10:43	Ohio	Tyus, 7-yard run (3 plays, 20 yards, TOP 1:24)
2nd	10-3	4:29	USA	Marjan, 28-yard field goal (6 plays, 54 yards, TOP 2:25)
2nd	10-10	1:25	USA	Bothwell, 8-yard run (5 plays, 60 yards, 1:53)
2nd	17-10	0:36	Ohio	Hendricks, 33-yard pass from Navarro (7 plays, 75 yards, TOP 0:49)
3rd	24-10	8:39	Ohio	Navarro, 10-yard run (11 plays, 76 yards, TOP 6:14)
3rd	24-17	1:52	USA	Pritchett, 9-yard pass from Davenport (13 plays, 75 yards, TOP 6:47)
4th	24-20	14:15	USA	Marjan, 38-yard field goal (6 plays, 21 yards, TOP 2:21)
4th	27-20	3:16	Ohio	Spetic, 26-yard field goal (14 plays, 78 yards, TOP 7:53)

2024 RECAPS | BOX SCORES

GAME 3

NORTHWESTERN STATE	10	0	0	0	**10**
SOUTH ALABAMA	24	28	28	7	**87**

Sept. 12, 2024 | Hancock Whitney Stadium | Mobile, Ala.

Captains: (5) LB Blayne Myrick – (79) OL Jordan Davis – (55) DL Maurice Strong Jr.

Jags Rewrite Record Book in 87-10 Victory Over Northwestern State

MOBILE, Ala. - South Alabama Football set new school and Sun Belt Conference records for points scored in a game Thursday night when it dominated Northwestern State, 87-10, at Hancock Whitney Stadium for the first victory of the season.

The Jaguars improved their record to 1-2 for the year by scoring the most points by an FBS team since the 1991 college football season.

It was a total team effort for the Jags Thursday as they scored touchdowns on offense, defense and special teams. Wide receiver Jamaal Pritchett returned the first punt of the game 62 yards for a touchdown while linebacker Chrystyile Caldwell tallied a 30-yard pick six. The offense produced 10 total touchdowns on the night, and kicker Laith Marjan chipped in a field goal from 28 yards out.

South Alabama's defense was dominant on the night, forcing four takeaways while only allowing 237 yards of total offense. Jaden Voisin started the takeaway party with an interception in the first quarter, giving him seven for his career. True freshman Amarion Fortenberry then recorded his first-career interception before Caldwell's pick-six. True freshman Julien Demby finished the night by recovering a fumbled snap. Maurice Strong set a career-high with a game-high seven tackles on the night to pace the Jags' tough front-seven.

Offensively, USA was hot right from the start as quarterback Gio Lopez connected with wide receiver Jeremiah Webb for a 39-yard touchdown strike on South's first play of the game. Lopez would go on to finish the night with 257 yards passing and four touchdowns while completing 15-of-19 attempts. Tight end DJ Thomas-Jones recorded the third multi-touchdown game of his USA career with a pair of touchdown grabs, and Pritchett added an offensive score to his special teams touchdown.

The Jaguars won the game in the trenches Thursday as they rushed for 363 yards and six touchdowns on the night. True freshman Fluff Bothwell recorded the first 100-yard game and first multi-touchdown game of his career with 143 yards and two touchdowns on seven carries. He was joined in that feat by fellow running back Kentrel Bullock, who tallied 102 yards and two touchdowns on the night. PJ Martin also pitched in his first score of the year to go with 72 yards while Jarvis Durr found the end zone for the first time in his career.

STAT LEADERS

NORTHWESTERN STATE

Passing	C-A-I	Yds	TD	Long	Sk
Fayard, TJ	9-23-2	165	1	75	1
Newman, Chance	1-1-0	6	0	6	0
Hawkins, Quaterius	0-1-1	0	0	0	0
Totals	**10-25-3**	**171**	**1**	**75**	**1**

Rushing	Att.	Yds	TD	Long	Avg.
Davis, Zay	9	32	0	8	3.6
Lacy, Kennieth	10	14	0	14	1.4
Newman, Chance	3	9	0	5	3.0
Mckneely-Harris, Ray	4	5	0	6	1.3
Hawkins, Quaterius	2	0	0	3	1.5
Tyler, Ryan	1	3	0	3	3.0
Fayard, JT	2	0	0	1	0.0
Totals	**31**	**83**	**0**	**14**	**2.1**

Receiving	No.	Yds	TD	Long
Kitt-Denton, Myles	3	80	1	75
Hines, Twon	3	59	0	31
Eugene, Amaaz	1	14	0	14
Mckneely-Harris, Ray	1	8	0	8
Newman, Chance	1	7	0	7
Moreland, Joseph	1	3	0	3
Totals	**10**	**171**	**1**	**75**

SOUTH ALABAMA

Passing	C-A-I	Yds	TD	Long	Sk
Lopez, Gio	15-19-0	257	4	39	0
Totals	**15-19-0**	**257**	**4**	**39**	**0**

Rushing	Att.	Yds	TD	Long	Avg.
Bothwell, Fluff	7	143	2	57	20.4
Bullock, Kentrel	8	102	2	59	12.8
Martin, PJ	6	72	1	45	12.0
Durr, Jarvis	5	16	1	4	3.2
McReynolds, Braylon	3	13	0	8	4.3
Smith, Dorian	1	9	0	9	9.0
Celestine, Iverson	1	6	0	6	6.0
Lopez, Gio	1	4	0	4	4.0
TEAM	2	0	-2	0	-1.0
Totals	**34**	**366**	**6**	**59**	**10.7**

Receiving	No.	Yds	TD	Long
Webb, Jeremiah	2	74	1	39
Voisin, Devin	3	47	0	27
Thomas-Jones, DJ	3	34	2	18
McReynolds, Braylon	1	33	0	33
Pritchett, Jamaal	2	22	1	12
Bullock, Kentrel	1	18	0	18
Celestine, Iverson	1	18	0	18
Sandgren, Shamar	2	11	0	9
Totals	**15**	**257**	**4**	**39**

SCORING SUMMARY

Qtr	Score	Time	Team	Scoring Play (Drive Summary)
1st	7-0	13:24	USA	Pritchett, 62-yard punt returnt
1st	14-0	10:50	USA	Webb, 39-yard pass from Lopez (1 play, 39 yards, TOP 0:08)
1st	14-3	7:30	NSU	Honshtein, 31-yard field goal (8 plays, 61 yards, TOP 3:28)
1st	21-3	5:07	USA	Thomas-Jones, 12-yard pass from Lopez (5 plays, 72 yards, 2:23)
1st	24-3	0:03	USA	Marjan, 28-yard field goal (9 plays, 63 yards, TOP 4:07)
1st	24-10	0:00	NSU	Denton, 75-yard pass from Fayard (1 play, 75 yards, 0:03)
2nd	31-10	13:15	USA	Bullock, 1-yard run (5 plays, 75 yards, TOP 1:45)
2nd	38-10	10:15	USA	Bothwell, 7-yard run (3 plays, 43 yards, TOP 1:21)
2nd	45-10	9:25	USA	Thomas-Jones, 4-yard pass from Lopez (1 play, 4 yards, TOP 0:07)
2nd	52-10	2:04	USA	Bothwell, 5-yard run (2 plays, 62 yards, TOP 0:41)
3rd	59-10	14:18	USA	Bullock, 59-yard run (2 plays, 70 yards, TOP 0:38)
3rd	66-10	3:41	USA	Pritchett, 10-yard pass from Lopez (9 plays, 69 yards, TOP 3:41)
3rd	73-10	2:40	USA	Martin, 4-yard run (4 plays, 51 yards, TOP 2:10)
3rd	80-10	0:55	USA	Caldwell, 30-yard interception return)
4th	87-10	3:57	USA	Durr, 4-yard run (5 plays, 22 yards, TOP 2:03)

GAME 4

SOUTH ALABAMA	0	0	0	0	**00**
APP STATE	0	0	0	0	**00**

Sept. 19, 2024 |Kidd Brewer Stadium | Boone, N.C.

--

--

Captains: --

BOONE, N.C. | --

STAT LEADERS

APP STATE

Rushing	Att.	Yds	TD	Long	Avg.
--	--	--	--	--	--
Totals	**--**	**--**	**--**	**--**	**--**

Passing	C-A-I	Yds	TD	Long	Sk
--	--	--	--	--	
Totals	**--**	**--**	**--**	**--**	

Receiving	No.	Yds	TD	Long
--	--	--	--	--
Totals	**--**	**--**	**--**	**--**

Defense	S-A-T	TFL/SK	INT	FF/FR
--	--	--	--	--
Totals	**--**	**--**	**--**	**--**

SOUTH ALABAMA

Rushing	Att.	Yds	TD	Long	Avg.
--	--	--	--	--	--
Totals	**--**	**--**	**--**	**--**	**--**

Passing	C-A-I	Yds	TD	Long	Sk
--	--	--	--	--	
Totals	**--**	**--**	**--**	**--**	

Receiving	No.	Yds	TD	Long
--	--	--	--	--
Totals	**--**	**--**	**--**	**--**

Defense	S-A-T	TFL/SK	INT	FF/FR
--	--	--	--	--
Totals	**--**	**--**	**--**	**--**

SCORING SUMMARY

Qtr	Score	Time	Team	Scoring Play (Drive Summary)
--	--	--	--	--

Team Results

	Date	Opponent		Score	Overall	Conf	Time	Attend
	08/31/2024	North Texas	L	38-52	0-1	0-0	3:58	15559
	09/07/2024	at Ohio	L	20-27	0-2	0-0	3:26	22158
	09/12/2024	Northwestern St.	W	87-10	1-2	0-0	3:08	0

2024-25 South Alabama Football
Team Game-by-Game
All games

		Rushing				Receiving				Passing				Kick Returns				Punt Returns				tot
Date	Opponent	no.	yds	td	lg	no.	yds	td	lg	cmp-att-int	yds	td	lg	no.	yds	td	lg	no.	yds	td	lg	off
08/31/2024	North Texas	33	150	2	13	26	432	3	52	26-49-0	432	3	52	1	19	0	19	0	0	0	0	582
09/07/2024	at Ohio	27	114	1	22	23	228	1	27	23-37-0	228	1	27	3	45	0	18	1	5	0	5	342
09/12/2024	Northwestern St.	34	363	6	59	15	257	4	39	15-19-0	257	4	39	1	4	0	4	3	124	1	62	620
South Alabama		**94**	**627**	**9**	**59**	**64**	**917**	**8**	**52**	**64-105-0**	**917**	**8**	**52**	**5**	**68**	**0**	**19**	**4**	**129**	**1**	**62**	**1544**
Opponents		**105**	**362**	**5**	**59**	**63**	**821**	**5**	**75**	**63-95-3**	**821**	**5**	**75**	**12**	**261**	**0**	**38**	**5**	**31**	**1**	**18**	**1183**

South Alabama Averages

Games	Avg/ rush	Avg/ catch	Pass effic	KR avg	PR avg	All purpose avg/game	Total offense avg/game
3	6.7	14.3	159.5	13.6	32.3	605.0	514.7

		Tackles				Sacks	Fumble		Pass Defense			blkd	PAT attempts			off		
Date	Opponent	ua	a	total	tfl-yds	no-yds	ff	fr-yds	int-yds	qbh	brup	kick	kick	rush	rcv	saf	t/o	pts
08/31/2024	North Texas	27	56	83	1.0-1	0-0	0	0-0	0-0	1	2	0	2-2	0	0	0	0	38
09/07/2024	at Ohio	37	42	79	6.0-16	2-9	2	1-0	0-0	1	2	0	2-2	0	0	0	0	20
09/12/2024	Northwestern St.	26	26	52	9.0-18	1-1	1	1-3	3-74	2	4	0	12-12	0	0	0	28	87
South Alabama		**90**	**124**	**214**	**16.0-35**	**3-10**	**3**	**2-3**	**3-74**	**4**	**8**	**0**	**16-16**	**0**	**0**	**0**	**28**	**145**
Opponents		**90**	**92**	**182**	**9.0-34**	**3-24**	**1**	**1-0**	**0-0**	**9**	**6**	**1**	**11-11**	**0**	**0**	**0**	**7**	**89**

		Punting									Field Goals			Kickoffs				
Date	Opponent	no.	yds	avg	long	blkd	tb	fc	50+	i20	md-att	long	blkd	no.	yds	avg	tb	ob
08/31/2024	North Texas	3	88	29.3	47	1	0	0	0	0	2-2	39	0	8	414	51.8	0	1
09/07/2024	at Ohio	7	263	37.6	48	0	0	2	0	4	2-2	38	0	5	290	58.0	2	0
09/12/2024	Northwestern St.	0	0	0.0	0	0	0	0	0	0	1-2	28	0	14	876	62.6	11	0
South Alabama		**10**	**351**	**35.1**	**48**	**1**	**0**	**2**	**0**	**4**	**5-6**	**39**	**0**	**27**	**1580**	**58.5**	**13**	**1**
Opponents		**14**	**574**	**41.0**	**61**	**0**	**0**	**2**	**2**	**3**	**4-5**	**45**	**0**	**18**	**1078**	**59.9**	**10**	**1**

Team Statistics

	USA	OPP
Scoring	**145**	**89**
Points per game	48.3	29.7
Points Off Turnovers	28	7
First Downs	**69**	**56**
Rushing	22	13
Passing	41	41
Penalty	6	2
Rushing Yardage	**627**	**362**
Yards gained rushing	663	411
Yards lost rushing	36	49
Rushing attempts	94	105
Average per rush	6.7	3.4
Average per game	209.0	120.7
TDs Rushing	9	5
Passing Yardage	**917**	**821**
Comp-Att-Int	64-105-0	63-95-3
Average per pass	8.7	8.6
Average per catch	14.3	13.0
Average per game	305.7	273.7
TDs Passing	8	5
Total offense	**1544**	**1183**
Total plays	199	200
Average per play	7.8	5.9
Average per game	514.7	394.3
Kick returns: #-Yards	**5-68**	**12-261**
Punt returns: #-Yards	**4-129**	**5-31**
Int returns: #-Yards	**3-74**	**0-0**
Kick return average	**13.6**	**21.8**
Punt return average	**32.3**	**6.2**
Int return average	**24.7**	**0.0**
Fumbles-Lost	**4-1**	**4-2**
Penalties-Yards	**23-190**	**22-195**
Average per game	63.3	65.0
Punts-Yards	**10-351**	**14-574**
Average per punt	35.1	41.0
Net punt average	32.0	31.8
Kickoffs-Yards	**27-1580**	**18-1078**
Average per kick	58.5	59.9
Net kick average	36.2	40.5
Time of possession / game	**30:28**	**29:32**
3rd-down conversion	**15/36**	**17/42**
3rd-down pct	42%	40%
4rd-down conversion	**3/4**	**1/2**

	USA	OPP
4rd-down pct	75%	50%
Sacks by-Yards	**3-10**	**3-24**
Misc Yards	**0**	**0**
Touchdowns scored	**19**	**11**
Field goals - attempts	**5-6**	**4-5**
On-Side kicks	**0-0**	**0-0**
Red-zone scores	**(18-19) 95%**	**(9-10) 90%**
Red-zone touchdowns	**(13-19) 68%**	**(6-10) 60%**
PAT-attempts	**(16-16) 100%**	**(11-11) 100%**
2-point conversion-attempts	**(0-3) 0%**	**(0-0) 0%**
Attendance	**15559**	**22158**
Games / Avg per game	2/7780	1/22158
Neutral site games	-	0/0

Score by Periods

Team	1st	2nd	3rd	4th	OT	TOT
South Alabama	27	54	42	22	0	145
Opponents	20	21	35	13	0	89

Team Defense

			Tackles				Sacks	Pass defense			Fumbles		blkd	
##	Player	gp	ua	a	tot	tfl/yds	no-yds	int-yds	brup	qbh	fr-yds	ff	kick	saf
5	Blayne Myrick	3	9	16	25	0.5-0	.	.	1	.	.	1	.	.
8	Jordan Scruggs	3	7	10	17	1.5-2	.	.	1	.	.	.	.	.
2	Jaden Voisin	3	10	6	16	.	.	1-16	1	.	.	.	.	.
21	Jordan Norman	3	5	8	13	2.5-8	1-5	.	1	.	.	.	.	.
99	Wy'Kevious Thomas	3	1	11	12	.	.	.	.	.	.	.	.	.
27	Gavin Forsha	3	3	9	12	1.5-6	.	.	.	1	.	.	.	.
55	Maurice Strong Jr.	3	5	7	12	2.5-2	1-1	.	.	.	.	.	.	.
19	Amarion Fortenberry	3	5	5	10	1-1	.	1-28	3	.	.	.	.	.
6	Wesley Miller	3	8	2	10	2-5	.	.	1	.	.	1	.	.
10	Aakil Washington	3	2	7	9	.	.	.	.	.	.	.	.	.
7	Lardarius Webb Jr.	3	6	2	8	.	.	.	.	.	.	.	.	.
90	Carlos Johnson Jr.	3	3	4	7	1.5-2	.	.	.	.	1-0	.	.	.
28	Darius McKenzie	3	2	5	7	.	.	.	.	.	.	.	.	.
17	Courtney McBride Jr.	3	3	4	7	.	.	.	.	1	.	.	.	.
97	Tyler Thomas	3	1	4	5	1.5-5	1-4	.	.	.	.	1	.	.
14	Cole Blaylock	3	2	2	4	.	.	.	.	.	.	.	.	.
4	Dallas Gamble	3	2	2	4	.	.	.	.	.	.	.	.	.
23	Iverson Celestine	3	2	2	4	.	.	.	.	.	.	.	.	.
0	Christopher Wallace, Jr.	3	1	3	4	.	.	.	.	.	.	.	.	.
45	Ed Smith IV	3	1	2	3	.	.	.	.	1	.	.	.	.
95	Jalyn Durgan	3	.	3	3	.	.	.	.	.	.	.	.	.
12	Reggie Neely	1	2	1	3	.	.	.	.	.	.	.	.	.
22	Ty Goodwill	1	2	.	2	.	.	.	.	.	.	.	.	.
3	Rickey Hyatt Jr.	3	2	.	2	.	.	.	.	.	.	.	.	.
33	Julien Demby	2	2	.	2	1-4	.	.	.	.	1-3	.	.	.
18	RJ Moss Jr.	3	1	1	2	.	.	.	.	1	.	.	.	.
31	Mike Harris	3	.	1	1	.	.	.	.	.	.	.	.	.
26	Parker Shattuck	1	.	1	1	.	.	.	.	.	.	.	.	.
24	Damyrion Darby	3	.	1	1	.	.	.	.	.	.	.	.	.
82	Trent Thomas	3	1	.	1	.	.	.	.	.	.	.	.	.
33	Dorian Smith	1	.	1	1	.	.	.	.	.	.	.	.	.
16	Brian Dillard	3	.	1	1	.	.	.	.	.	.	.	.	.
15	Shamar Sandgren	3	1	.	1	.	.	.	.	.	.	.	.	.
20	Lamondre Brooks	1	.	1	1	.	.	.	.	.	.	.	.	.
81	Jeremiah Webb	3	1	.	1	.	.	.	.	.	.	.	.	.
42	Anthony Zaccaro	3	.	1	1	.	.	.	.	.	.	.	.	.
15	Chrystyile Caldwell	1	.	1	1	0.5-0	.	1-30	.	.	.	.	.	.
	Totals	**3**	**90**	**124**	**214**	**16-35**	**3-10**	**3-74**	**8**	**4**	**2-3**	**3**	**0**	**0**
	Opponents	3	90	92	182	9-34	3-24	0-0	6	9	1-0	1	1	0

South Alabama - Game Highs

RUSHES	34	Northwestern St. (09/12/2024)
YARDS RUSHING	363	Northwestern St. (09/12/2024)
YARDS PER RUSH	10.7	Northwestern St. (09/12/2024)
TD RUSHES	6	Northwestern St. (09/12/2024)
PASS ATTEMPTS	49	North Texas (08/31/2024)
PASS COMPLETIONS	26	North Texas (08/31/2024)
YARDS PASSING	432	North Texas (08/31/2024)
YARDS PER PASS	13.5	Northwestern St. (09/12/2024)
TD PASSES	4	Northwestern St. (09/12/2024)
TOTAL PLAYS	82	North Texas (08/31/2024)
TOTAL OFFENSE	620	Northwestern St. (09/12/2024)
YARDS PER PLAY	11.7	Northwestern St. (09/12/2024)
POINTS	87	Northwestern St. (09/12/2024)
SACKS BY	2	at Ohio (09/07/2024)
FIRST DOWNS	29	North Texas (08/31/2024)
PENALTIES	9	North Texas (08/31/2024)
PENALTY YARDS	80	North Texas (08/31/2024)
TURNOVERS	1	at Ohio (09/07/2024)
PUNTS	7	at Ohio (09/07/2024)
PUNTING AVG	37.6	at Ohio (09/07/2024)
LONG PUNT	48	at Ohio (09/07/2024)
PUNTS INSIDE 20	4	at Ohio (09/07/2024)
LONG PUNT RETURN	62	Northwestern St. (09/12/2024)

South Alabama - Individual Game Highs

RUSHES	13	Gio Lopez vs North Texas (08/31/2024)
YARDS RUSHING	143	Fluff Bothwell vs Northwestern St. (09/12/2024)
TD RUSHES	2	Kentrel Bullock vs Northwestern St. (09/12/2024)
	2	Fluff Bothwell vs Northwestern St. (09/12/2024)
LONG RUSH	59	Kentrel Bullock vs Northwestern St. (09/12/2024)
PASS ATTEMPTS	49	Gio Lopez vs North Texas (08/31/2024)
PASS COMPLETIONS	26	Gio Lopez vs North Texas (08/31/2024)
YARDS PASSING	432	Gio Lopez vs North Texas (08/31/2024)
TD PASSES	4	Gio Lopez vs Northwestern St. (09/12/2024)
LONG PASS	52	Gio Lopez vs North Texas (08/31/2024)
RECEPTIONS	10	Jamaal Pritchett vs North Texas (08/31/2024)
YARDS RECEIVING	197	Jamaal Pritchett vs North Texas (08/31/2024)
TD RECEPTIONS	2	DJ Thomas-Jones vs Northwestern St. (09/12/2024)
LONG RECEPTION	52	Jamaal Pritchett vs North Texas (08/31/2024)
PUNTS	7	Aleksi Pulkkinen at Ohio (09/07/2024)
PUNTING AVG	44.0	Jack Martin vs North Texas (08/31/2024)
LONG PUNT	48	Aleksi Pulkkinen at Ohio (09/07/2024)
PUNTS INSIDE 20	4	Aleksi Pulkkinen at Ohio (09/07/2024)
LONG PUNT RETURN	62	Jamaal Pritchett vs Northwestern St. (09/12/2024)
LONG KICKOFF RETURN	19	Shamar Sandgren vs North Texas (08/31/2024)
TACKLES	12	Blayne Myrick vs North Texas (08/31/2024)
SACKS	1	Maurice Strong Jr. vs Northwestern St. (09/12/2024)
	1	Tyler Thomas at Ohio (09/07/2024)
	1	Jordan Norman at Ohio (09/07/2024)
TACKLES FOR LOSS	2	Maurice Strong Jr. vs Northwestern St. (09/12/2024)
	2	Wesley Miller at Ohio (09/07/2024)

2024-25 South Alabama Football
Individual Statistics
All games

Rushing

Player	gp	att	gain	loss	net	avg	td	lg	avg/g
Fluff Bothwell	3	23	246	3	243	10.6	4	57	81.0
Kentrel Bullock	3	19	161	4	157	8.3	2	59	52.3
PJ Martin	3	6	72	0	72	12.0	1	45	24.0
Gio Lopez	2	14	76	10	66	4.7	1	11	33.0
Braylon McReynolds	2	11	40	0	40	3.6	0	9	20.0
Bishop Davenport	3	11	37	16	21	1.9	0	8	7.0
Jarvis Durr	1	5	16	0	16	3.2	1	4	16.0
Dorian Smith	1	1	9	0	9	9.0	0	9	9.0
Iverson Celestine	3	2	6	1	5	2.5	0	6	1.7
Team	3	2	0	2	-2	-1.0	0	0	-0.7
Total	**3**	**94**	**663**	**36**	**627**	**6.7**	**9**	**59**	**209.0**
Opponents	**3**	**105**	**411**	**49**	**362**	**3.4**	**5**	**59**	**120.7**

Passing

Player	gp	effic	comp-att-int	pct	yds	td	lg	avg/g
Gio Lopez	2	179.4	41-68-0	60.3	689	7	52	344.5
Bishop Davenport	3	122.8	23-37-0	62.2	228	1	27	76.0
Total	**3**	**159.5**	**64-105-0**	**61.0**	**917**	**8**	**52**	**305.7**
Opponents	**3**	**150.0**	**63-95-3**	**66.3**	**821**	**5**	**75**	**273.7**

Receiving

Player	gp	no.	yds	avg	td	lg	avg/g
Jamaal Pritchett	3	20	287	14.4	3	52	95.7
Devin Voisin	3	13	184	14.2	0	27	61.3
Shamar Sandgren	3	8	83	10.4	1	21	27.7
Jeremiah Webb	3	6	147	24.5	1	41	49.0
DJ Thomas-Jones	3	5	42	8.4	2	18	14.0
Kentrel Bullock	3	3	32	10.7	0	18	10.7
Iverson Celestine	3	2	19	9.5	0	18	6.3
Braylon McReynolds	2	2	40	20.0	0	33	20.0
PJ Martin	3	2	26	13.0	0	23	8.7
Fluff Bothwell	3	2	34	17.0	0	28	11.3
Anthony Eager	3	1	23	23.0	1	23	7.7
Total	**3**	**64**	**917**	**14.3**	**8**	**52**	**305.7**
Opponents	**3**	**63**	**821**	**13.0**	**5**	**75**	**273.7**

Punt Returns

Player	no.	yds	avg	td	lg
Jamaal Pritchett	4	129	32.3	1	62
Total	**4**	**129**	**32.3**	**1**	**62**
Opponents	**5**	**31**	**6.2**	**1**	**18**

Interceptions

Player	no.	yds	avg	td	lg
Jaden Voisin	1	16	16.0	0	16
Chrystyile Caldwell	1	30	30.0	1	30
Amarion Fortenberry	1	28	28.0	0	28
Total	**3**	**74**	**24.7**	**1**	**30**
Opponents	**0**	**0**	**0.0**	**0**	**0**

Kick Returns

Player	no.	yds	avg	td	lg
Shamar Sandgren	4	64	16.0	0	19
Trent Thomas	1	4	4.0	0	4
Total	**5**	**68**	**13.6**	**0**	**19**
Opponents	**12**	**261**	**21.8**	**0**	**38**

Fumble Returns

Player	no.	yds	avg	td	lg
Julien Demby	1	3	3.0	0	3
Carlos Johnson Jr.	1	0	0.0	0	0
Total	**2**	**3**	**1.5**	**0**	**3**
Opponents	**1**	**0**	**0.0**	**0**	**0**

Scoring

			PAT						
Player	**td**	**fg**	**kick**	**rush**	**rcv**	**pass**	**dxp**	**saf**	**pts**
Laith Marjan	-	5-6	12-12	-	-	-	-	-	27
Jamaal Pritchett	4	-	-	-	-	-	-	-	24
Fluff Bothwell	4	-	-	-	-	-	-	-	24
DJ Thomas-Jones	2	-	-	-	-	-	-	-	12
Kentrel Bullock	2	-	-	-	-	-	-	-	12
Chrystyile Caldwell	1	-	-	-	-	-	-	-	6
Jeremiah Webb	1	-	-	-	-	-	-	-	6
Gio Lopez	1	-	-	-	-	-	-	-	6
Anthony Eager	1	-	-	-	-	-	-	-	6
Shamar Sandgren	1	-	-	-	-	-	-	-	6
Jarvis Durr	1	-	-	-	-	-	-	-	6
PJ Martin	1	-	-	-	-	-	-	-	6
Davis Little	-	-	4-4	-	-	-	-	-	4
Total	**19**	**5-6**	**16-16**	**0**	**0**	**0**	**0**	**0**	**145**
Opponents	**11**	**4-5**	**11-11**	**0**	**0**	**0**	**0**	**0**	**89**

Field Goals

Player	**fg**	**pct.**	**01-19**	**20-29**	**30-39**	**40-49**	**50-99**	**lg**	**blk**
Laith Marjan	5-6	83.3	0-0	2-2	3-3	0-0	0-1	39	0
Opponents	**4-5**	**80.0**	**0-0**	**1-1**	**2-2**	**1-2**	**0-0**	**45**	**0**

FG Sequence

Team Name	**South Alabama**	**Opponents**
Ohio	(28),(38)	(45),(26)
North Texas	(39),(32)	46,(30)
Northwestern St.	(28),50	(31)

Numbers in (parentheses) indicate field goal was made

Total Offense

Player	**g**	**plays**	**rush**	**pass**	**total**	**avg/g**
Gio Lopez	2	82	66	689	755	377.5
Bishop Davenport	3	48	21	228	249	83.0
Fluff Bothwell	3	23	243	0	243	81.0
Kentrel Bullock	3	19	157	0	157	52.3
PJ Martin	3	6	72	0	72	24.0
Braylon McReynolds	2	11	40	0	40	20.0
Jarvis Durr	1	5	16	0	16	16.0
Dorian Smith	1	1	9	0	9	9.0
Iverson Celestine	3	2	5	0	5	1.7
Team	3	0	-2	0	-2	-0.7
Total	**3**	**199**	**627**	**917**	**1544**	**514.7**
Opponents	**3**	**200**	**362**	**821**	**1183**	**394.3**

Punting

Player	**no.**	**yds**	**avg**	**lg**	**tb**	**fc**	**i20**	**50+**	**blk**
Aleksi Pulkkinen	7	263	37.6	48	0	2	4	0	0
Jack Martin	2	88	44.0	47	0	0	0	0	0
Team	1	0	0.0	0	0	0	0	0	1
Total	**10**	**351**	**35.1**	**48**	**0**	**2**	**4**	**0**	**1**
Opponents	**14**	**574**	**41.0**	**61**	**0**	**2**	**3**	**2**	**0**

Kickoffs

Player	**no.**	**yds**	**avg**	**tb**	**ob**	**retn**	**net**	**ydln**
Laith Marjan	21	1204	57.3	10	1			
Davis Little	6	376	62.7	3	0			
Total	**27**	**1580**	**58.5**	**13**	**1**	**12**	**36.2**	**28**
Opponents	**18**	**1078**	**59.9**	**10**	**1**	**4**	**40.5**	**24**

All Purpose

Player	g	rush	rcv	pr	kr	ir	total	avg/g
Jamaal Pritchett	3	0	287	129	0	0	416	138.7
Fluff Bothwell	3	243	34	0	0	0	277	92.3
Kentrel Bullock	3	157	32	0	0	0	189	63.0
Devin Voisin	3	0	184	0	0	0	184	61.3
Jeremiah Webb	3	0	147	0	0	0	147	49.0
Shamar Sandgren	3	0	83	0	64	0	147	49.0
PJ Martin	3	72	26	0	0	0	98	32.7
Braylon McReynolds	2	40	40	0	0	0	80	40.0
Gio Lopez	2	66	0	0	0	0	66	33.0
DJ Thomas-Jones	3	0	42	0	0	0	42	14.0
Chrystyile Caldwell	1	0	0	0	0	30	30	30.0
Amarion Fortenberry	3	0	0	0	0	28	28	9.3
Iverson Celestine	3	5	19	0	0	0	24	8.0
Anthony Eager	3	0	23	0	0	0	23	7.7
Bishop Davenport	3	21	0	0	0	0	21	7.0
Jaden Voisin	3	0	0	0	0	16	16	5.3
Jarvis Durr	1	16	0	0	0	0	16	16.0
Dorian Smith	1	9	0	0	0	0	9	9.0
Trent Thomas	3	0	0	0	4	0	4	1.3
Team	3	-2	0	0	0	0	-2	-0.7
Total	**3**	**627**	**917**	**129**	**68**	**74**	**1815**	**605.0**
Opponents	**3**	**362**	**821**	**31**	**261**	**0**	**1475**	**491.7**

2024-25 South Alabama Football
Combined Team Statistics
All games

Team Results

	Date	Opponent		Score	Att.
	08/31/2024	North Texas	L	38-52	15559
	09/07/2024	at Ohio	L	20-27	22158
	09/12/2024	Northwestern St.	W	87-10	0

Game Records

Record	Overall	Home	Away	Neutral
ALL GAMES	1-2	1-1	0-1	0-0
CONFERENCE	0-0	0-0	0-0	0-0
NON-CONFERENCE	1-2	1-1	0-1	0-0

Rushing

Player	gp	att	gain	loss	net	avg	td	lg	avg/g
Fluff Bothwell	3	23	246	3	243	10.6	4	57	81.0
Kentrel Bullock	3	19	161	4	157	8.3	2	59	52.3
PJ Martin	3	6	72	0	72	12.0	1	45	24.0
Gio Lopez	2	14	76	10	66	4.7	1	11	33.0
Braylon McReynolds	2	11	40	0	40	3.6	0	9	20.0
Bishop Davenport	3	11	37	16	21	1.9	0	8	7.0
Jarvis Durr	1	5	16	0	16	3.2	1	4	16.0
Dorian Smith	1	1	9	0	9	9.0	0	9	9.0
Iverson Celestine	3	2	6	1	5	2.5	0	6	1.7
Team	3	2	0	2	-2	-1.0	0	0	-0.7
Total	**3**	**94**	**663**	**36**	**627**	**6.7**	**9**	**59**	**209.0**
Opponents	**3**	**105**	**411**	**49**	**362**	**3.4**	**5**	**59**	**120.7**

Team Statistics

	USA	OPP
First Downs	**69**	**56**
Rushing	22	13
Passing	41	41
Penalty	6	2
Rushing Yardage	**627**	**362**
Rushing attempts	94	105
Average per rush	6.7	3.4
Average per game	209.0	120.7
TDs Rushing	9	5
Passing Yardage	**917**	**821**
Comp-Att-Int	64-105-0	63-95-3
Average per pass	8.7	8.6
Average per catch	14.3	13.0
Average per game	305.7	273.7
TDs Passing	8	5
Total offense	**1544**	**1183**
Average per play	7.8	5.9
Average per game	514.7	394.3
Kick returns: #-Yards	**5-68**	**12-261**
Punt returns: #-Yards	**4-129**	**5-31**
Int returns: #-Yards	**3-74**	**0-0**
Fumbles-Lost	**4-1**	**4-2**
Penalties-Yards	**23-190**	**22-195**
Punts-Avg	**10-35.1**	**14-41.0**
Time of possession / game	**30:28**	**29:32**
3rd-down conversion	**15/36**	**17/42**
4rd-down conversion	**3/4**	**1/2**
PAT-attempts	**(16-16) 100%**	**(11-11) 100%**
2-point conversion-attempts	**(0-3) 0%**	**(0-0) 0%**

Passing

Player	gp	effic	comp-att-int	pct	yds	td	lg	avg/g
Gio Lopez	2	179.4	41-68-0	60.3	689	7	52	344.5
Bishop Davenport	3	122.8	23-37-0	62.2	228	1	27	76.0
Total	**3**	**159.5**	**64-105-0**	**61.0**	**917**	**8**	**52**	**305.7**
Opponents	**3**	**150.0**	**63-95-3**	**66.3**	**821**	**5**	**75**	**273.7**

Receiving

Player	gp	no.	yds	avg	td	lg	avg/g
Jamaal Pritchett	3	20	287	14.4	3	52	95.7
Devin Voisin	3	13	184	14.2	0	27	61.3
Shamar Sandgren	3	8	83	10.4	1	21	27.7
Jeremiah Webb	3	6	147	24.5	1	41	49.0
DJ Thomas-Jones	3	5	42	8.4	2	18	14.0
Kentrel Bullock	3	3	32	10.7	0	18	10.7
Iverson Celestine	3	2	19	9.5	0	18	6.3
Braylon McReynolds	2	2	40	20.0	0	33	20.0
PJ Martin	3	2	26	13.0	0	23	8.7
Fluff Bothwell	3	2	34	17.0	0	28	11.3
Anthony Eager	3	1	23	23.0	1	23	7.7
Total	**3**	**64**	**917**	**14.3**	**8**	**52**	**305.7**
Opponents	**3**	**63**	**821**	**13.0**	**5**	**75**	**273.7**

Interceptions

Player	no.	yds	avg	td	lg
Jaden Voisin	1	16	16.0	0	16
Chrystyile Caldwell	1	30	30.0	1	30
Amarion Fortenberry	1	28	28.0	0	28
Total	**3**	**74**	**24.7**	**1**	**30**
Opponents	**0**	**0**	**0.0**	**0**	**0**

Field Goals

Player	fg	pct.	01-19	20-29	30-39	40-49	50-99	lg	blk
Laith Marjan	5-6	83.3	0-0	2-2	3-3	0-0	0-1	39	0
Opponents	**4-5**	**80.0**	**0-0**	**1-1**	**2-2**	**1-2**	**0-0**	**45**	**0**

Scoring

			PAT						
Player	**td**	**fg**	**kick**	**rush**	**rcv**	**pass**	**dxp**	**saf**	**pts**
Laith Marjan	-	5-6	12-12	-	-	-	-	-	27
Jamaal Pritchett	4	-	-	-	-	-	-	-	24
Fluff Bothwell	4	-	-	-	-	-	-	-	24
DJ Thomas-Jones	2	-	-	-	-	-	-	-	12
Kentrel Bullock	2	-	-	-	-	-	-	-	12
Chrystyile Caldwell	1	-	-	-	-	-	-	-	6
Jeremiah Webb	1	-	-	-	-	-	-	-	6
Gio Lopez	1	-	-	-	-	-	-	-	6
Anthony Eager	1	-	-	-	-	-	-	-	6
Shamar Sandgren	1	-	-	-	-	-	-	-	6
Jarvis Durr	1	-	-	-	-	-	-	-	6
PJ Martin	1	-	-	-	-	-	-	-	6
Davis Little	-	-	4-4	-	-	-	-	-	4
Total	**19**	**5-6**	**16-16**	**0**	**0**	**0**	**0**	**0**	**145**
Opponents	**11**	**4-5**	**11-11**	**0**	**0**	**0**	**0**	**0**	**89**

Score by Periods

Team	1st	2nd	3rd	4th	OT	TOT
South Alabama	27	54	42	22	0	145
Opponents	20	21	35	13	0	89

Punting

Player	no.	yds	avg	lg	tb	fc	i20	50+	blk
Aleksi Pulkkinen	7	263	37.6	48	0	2	4	0	0
Jack Martin	2	88	44.0	47	0	0	0	0	0
Team	1	0	0.0	0	0	0	0	0	1
Total	**10**	**351**	**35.1**	**48**	**0**	**2**	**4**	**0**	**1**
Opponents	**14**	**574**	**41.0**	**61**	**0**	**2**	**3**	**2**	**0**

Punt Returns

Player	no.	yds	avg	td	lg
Jamaal Pritchett	4	129	32.3	1	62
Total	**4**	**129**	**32.3**	**1**	**62**
Opponents	**5**	**31**	**6.2**	**1**	**18**

Kick Returns

Player	no.	yds	avg	td	lg
Shamar Sandgren	4	64	16.0	0	19
Trent Thomas	1	4	4.0	0	4
Total	**5**	**68**	**13.6**	**0**	**19**
Opponents	**12**	**261**	**21.8**	**0**	**38**

All Purpose

Player	g	rush	rcv	pr	kr	ir	total	avg/g
Jamaal Pritchett	3	0	287	129	0	0	416	138.7
Fluff Bothwell	3	243	34	0	0	0	277	92.3
Kentrel Bullock	3	157	32	0	0	0	189	63.0
Devin Voisin	3	0	184	0	0	0	184	61.3
Jeremiah Webb	3	0	147	0	0	0	147	49.0
Shamar Sandgren	3	0	83	0	64	0	147	49.0
PJ Martin	3	72	26	0	0	0	98	32.7
Braylon McReynolds	2	40	40	0	0	0	80	40.0
Gio Lopez	2	66	0	0	0	0	66	33.0
DJ Thomas-Jones	3	0	42	0	0	0	42	14.0
Chrystyile Caldwell	1	0	0	0	0	30	30	30.0
Amarion Fortenberry	3	0	0	0	0	28	28	9.3
Iverson Celestine	3	5	19	0	0	0	24	8.0
Anthony Eager	3	0	23	0	0	0	23	7.7
Bishop Davenport	3	21	0	0	0	0	21	7.0
Jaden Voisin	3	0	0	0	0	16	16	5.3
Jarvis Durr	1	16	0	0	0	0	16	16.0
Dorian Smith	1	9	0	0	0	0	9	9.0
Trent Thomas	3	0	0	0	4	0	4	1.3
Total	**3**	**627**	**917**	**129**	**68**	**74**	**1815**	**605.0**
Opponents	**3**	**362**	**821**	**31**	**261**	**0**	**1475**	**491.7**

Total Offense

Player	g	plays	rush	pass	total	avg/g
Gio Lopez	2	82	66	689	755	377.5
Bishop Davenport	3	48	21	228	249	83.0
Fluff Bothwell	3	23	243	0	243	81.0
Kentrel Bullock	3	19	157	0	157	52.3
PJ Martin	3	6	72	0	72	24.0
Braylon McReynolds	2	11	40	0	40	20.0
Jarvis Durr	1	5	16	0	16	16.0
Dorian Smith	1	1	9	0	9	9.0
Iverson Celestine	3	2	5	0	5	1.7
Total	**3**	**199**	**627**	**917**	**1544**	**514.7**
Opponents	**3**	**200**	**362**	**821**	**1183**	**394.3**

Team Defense

			Tackles				Sacks	Pass defense			Fumbles		blkd	
##	Player	gp	ua	a	tot	tfl/yds	no-yds	int-yds	brup	qbh	fr-yds	ff	kick	saf
5	Blayne Myrick	3	9	16	25	0.5-0	.	.	1	.	.	1	.	.
8	Jordan Scruggs	3	7	10	17	1.5-2	.	.	1	.	.	.	.	.
2	Jaden Voisin	3	10	6	16	.	.	1-16	1	.	.	.	.	.
21	Jordan Norman	3	5	8	13	2.5-8	1-5	.	1	.	.	.	.	.
55	Maurice Strong Jr.	3	5	7	12	2.5-2	1-1	.	.	.	.	.	.	.
99	Wy'Kevious Thomas	3	1	11	12	.	.	.	.	.	.	.	.	.
27	Gavin Forsha	3	3	9	12	1.5-6	.	.	.	1	.	.	.	.
6	Wesley Miller	3	8	2	10	2-5	.	.	1	.	.	1	.	.
19	Amarion Fortenberry	3	5	5	10	1-1	.	1-28	3	.	.	.	.	.
10	Aakil Washington	3	2	7	9	.	.	.	.	.	.	.	.	.
7	Lardarius Webb Jr.	3	6	2	8	.	.	.	.	.	.	.	.	.
90	Carlos Johnson Jr.	3	3	4	7	1.5-2	.	.	.	.	1-0	.	.	.
28	Darius McKenzie	3	2	5	7	.	.	.	.	.	.	.	.	.
17	Courtney McBride Jr.	3	3	4	7	.	.	.	.	1	.	.	.	.
97	Tyler Thomas	3	1	4	5	1.5-5	1-4	.	.	.	.	1	.	.
4	Dallas Gamble	3	2	2	4	.	.	.	.	.	.	.	.	.
23	Iverson Celestine	3	2	2	4	.	.	.	.	.	.	.	.	.
0	Christopher Wallace, Jr.	3	1	3	4	.	.	.	.	.	.	.	.	.
14	Cole Blaylock	3	2	2	4	.	.	.	.	.	.	.	.	.
45	Ed Smith IV	3	1	2	3	.	.	.	.	1	.	.	.	.
12	Reggie Neely	1	2	1	3	.	.	.	.	.	.	.	.	.
95	Jalyn Durgan	3	.	3	3	.	.	.	.	.	.	.	.	.
3	Rickey Hyatt Jr.	3	2	.	2	.	.	.	.	.	.	.	.	.
18	RJ Moss Jr.	3	1	1	2	.	.	.	.	1	.	.	.	.
33	Julien Demby	2	2	.	2	1-4	.	.	.	.	1-3	.	.	.
22	Ty Goodwill	1	2	.	2	.	.	.	.	.	.	.	.	.
31	Mike Harris	3	.	1	1	.	.	.	.	.	.	.	.	.
20	Lamondre Brooks	1	.	1	1	.	.	.	.	.	.	.	.	.
15	Chrystyile Caldwell	1	.	1	1	0.5-0	.	1-30	.	.	.	.	.	.
42	Anthony Zaccaro	3	.	1	1	.	.	.	.	.	.	.	.	.
81	Jeremiah Webb	3	1	.	1	.	.	.	.	.	.	.	.	.
15	Shamar Sandgren	3	1	.	1	.	.	.	.	.	.	.	.	.
16	Brian Dillard	3	.	1	1	.	.	.	.	.	.	.	.	.
33	Dorian Smith	1	.	1	1	.	.	.	.	.	.	.	.	.
82	Trent Thomas	3	1	.	1	.	.	.	.	.	.	.	.	.
24	Damyrion Darby	3	.	1	1	.	.	.	.	.	.	.	.	.
26	Parker Shattuck	1	.	1	1	.	.	.	.	.	.	.	.	.
	Totals	**3**	**90**	**124**	**214**	**16-35**	**3-10**	**3-74**	**8**	**4**	**2-3**	**3**	**0**	**0**
	Opponents	3	90	92	182	9-34	3-24	0-0	6	9	1-0	1	1	0