

Media Information	1-5
2023 Jaguars	6-50
Numerical Roster.....	6
2023 Returners/Newcomers	7-50
Coaches / Staff	51-59
Head Coach Mark Calvi	51-53
Assistant Coaches.....	54-56
Support Staff	57-59
President Jo Bonner.....	60
Director of Athletics Joel Erdmann	61
Facilities	62-70
Stanky Field	62-64
Stanky Field Stadium Club	65
New Jon Lieber Clubhouse	66
Luis Gonzalez Indoor Hitting Facility.....	67
Jaguar Baseball Ring of Honor.....	68
Jaguar Alley	69
Kit's Korner	70
Year In Review	71-73
2022 Overall Statistics	71
2022 Results	72
Miscellanea	73
Records	74-80
Individual / Team Records	74
Single-Season Records.....	75
Career Records	76
Annual Team Stats.....	77
All-Time Fielding Stats.....	78
Annual Leaders.....	79-80
History	81-113
Year-By-Year Results	81-97
All-Time vs. Opponents	98
Coaching Records	99-100
Sun Belt Conference Postseason Results.....	101
NCAA Postseason Results.....	102
Jaguar Honors	103-104
Retired Numbers	105-107
Jags In The Pros	108
All-Time Letterwinners	109-112
This Is South Alabama Baseball.....	113

QUICK FACTS

GENERAL

Name:.....	University of South Alabama
City/State.....	Mobile, Ala.
Founded	1963
Enrollment.....	13,463
Nickname.....	Jaguars
School Colors.....	Blue, Red and White
Stadium (Capacity)	Stanky Field (3,775)
Dimensions	330-400-330
Affiliation	NCAA Division I
Conference	Sun Belt
President	Jo Bonner (Alabama, '82)
NCAA Faculty Athletic Representative	Paige Vitulli, Ph.D. (South Alabama, '86)
Athletics Director.....	Joel Erdmann, Ph.D. (South Dakota State, '86)
Athletic Office.....	251-460-7121
Athletics Ticket Office.....	251-461-1USA (1872)

STRATEGIC COMMUNICATIONS

Associate Athletic Director	Tyler Roper
E-mail	troper@southalabama.edu
Assistant Director (Baseball Contact)	Duncan Harmon
Office.....	251-414-8184
E-mail	duncanaharmon@southalabama.edu
Mailing Address.....	Athletics Administration Building 300 Joseph E. Gottfried Drive Mobile, AL 36688
Athletics Website.....	USAJaguars.com
On Twitter.....	@SouthAlabama_BSB / @SouthAlabama

HISTORY

First Season of Competition	1965
Overall Record	1992-1181-3 (59 years)
Years in NCAA Tournament/Last.....	28/2021
NCAA Postseason Record	41-56
Last Postseason Opponent	South Florida
Result	L, 4-6, NCAA Gainesville (Fla.) Regional
Sun Belt Championships.....	17
Last Conference Title	2021

COACHING STAFF

Head Coach.....	Mark Calvi (Nova Southeastern [Fla.], 1991)
Record at USA (Years).....	367-287 (11)
Career Record (Years).....	Same
Best Time To Contact Coach.....	contact SID
USA Assistant Coaches:	
Brad Phillips (Troy [Ala.], 2004)	
Nick Magnifico (Missouri State, 2011)	
Corley Reynolds (Young Harris [Ga.] College, 2019)	
Director of Operations.....	Joey Jones (South Alabama, 2016)
Strength and Conditioning Coach.....	Chase Barber (Auburn-Montgomery)
Athletic Trainer	Jon Arvelo (North Florida, 2004)
Baseball Office Phone.....	251-460-6876

TEAM INFORMATION

2022 Record	23-31
2021 Conference Record (finish).....	11-19 (11th)
2021 Final Ranking (poll)	None
Letterwinners Returning / Lost.....	16/19
Position starters Returning / Lost.....	4/5
Pitchers Returning / Lost	11/7
Starting pitchers Returning/Lost	2/2

The 2024 University of South Alabama Baseball fact book is published by the South Alabama Strategic Communications Office. The guide was written by Duncan Harmon. Layout and design by Charlie Nichols.

MEDIA INFORMATION

JAGUAR BASEBALL ON THE AIR

All South Alabama baseball games will be broadcast live on radio as part of the efforts of Jaguar Sports Properties on 99.5 FM The Jag in Mobile as well as on the iHeart Radio app.

ON-AIR TALENT

Jaguar baseball airs on 99.5 FM The Jag in Mobile and is available nationwide on the iHeartRadio platform. Pat Greenwood enters his third season broadcasting South Alabama baseball games.



Pat Greenwood

Pat Greenwood began in March 2014 as South Alabama's Director of Multi-Media/Corporate Sales Executive. In addition to creating on-line producing video programming for the department's official site, www.usajaguars.com and www.jagnation.tv, Greenwood will support and participate in event and coaches' shows broadcasts. He will also create packages and maintain relationships with Jaguar Sports Properties sponsors.

Greenwood — a Mobile native — joined the staff after working at WPMI-TV since 1997. After starting at the local station as a sports reporter, he added duties as a weekday morning anchor until assuming the title of Sports Director in 1999. Greenwood earned several awards during his time in sports, first receiving accolades for the best Alabama Associated Press sports story in 1999. He was also selected the AP's Best Alabama Sportscaster in '01, was recognized for the organization's Best Sports Program two years later and was named the Best Sportscaster by the Mobile Press Club in '04.

He transitioned into news in 2007 as part of the "Local 15 Today" program that airs each weekday morning from 4:30-7 a.m.

Greenwood earned his degree from Loyola (La.) in 1994. He and his wife Stephanie have four children: Madeleine, Robert, Grace Anne and Mary Linda.



JT Crabtree

JT Crabtree joined the South Alabama staff as the halftime show host and in-game engineer for Jaguar football radio broadcasts in Summer of 2014. He then served in the role of Social Media Coordinator/Broadcaster beginning in August 2015 before being promoted to Assistant Director of Broadcasting/Sales Executive in August 2017.

Crabtree is the on-air voice of the men's basketball and baseball teams, providing play-by-play coverage of all home and road contests on Sports Talk 99.5, iHeartRadio or JagNationTV.com. He also serves as radio play-by-play for all home football games, while hosting the pregame and halftime shows on the road in addition to engineering each broadcast. Crabtree is also responsible for selling sponsorship packages and maintaining on-air inventory with South Alabama's radio partners. Additionally, along with former football student-athlete Chris May, Crabtree co-hosts the department podcast, Inside JagNation.

Crabtree previously served as the social media coordinator of the South Alabama Athletic department, creating digital graphics, ads and social media posts across Facebook, Twitter, Instagram and Snapchat promoting all 17 Jaguar sports. He was also responsible for creating Jaguar Magazine, the football gameday program printed for each home game, as well as designing football and men's basketball season tickets.

Prior to his work with South Alabama, Crabtree worked with USA's student radio station, The Prowl, as the Director of Sports for the 2013-14 academic school year, hosting two weekly sports shows in addition to providing commentary for a number of South Alabama games, including football, men's basketball, baseball and softball. Crabtree was also responsible for selling sports sponsorships. Before working in radio, Crabtree spent three years on staff with *The Vanguard*, South Alabama's student newspaper, including serving two years as an editor. He was also a contributing writer for 247 Sports, covering Jaguar football practices as well as recruiting news from 2011-2014.

Born and raised in Mobile, Crabtree graduated from South Alabama in the spring of 2014 with a degree in communications. He and his wife, Kimberly - a graduate of South Alabama - reside in Mobile with their cat, Annabelle, and dog, Pepper.

Note To The Media

The 2024 South Alabama Baseball Fact Book is designed to aid members of the media in covering Jaguar baseball. We appreciate your coverage. If there is anything we can do to assist you, please contact the Strategic Communications Office at (251) 460-7035.

The Strategic Communications Office requests that you adhere to the following policies and procedures. These are for the benefit of your needs and those of the student-athletes and coaches. We ask that you please respect these requests in order to create a positive working environment for all parties involved.

STRATEGIC COMMUNICATIONS OFFICE

The South Alabama Athletic Strategic Communications Office is located on the fourth floor of the Mobile County Commission Student-Athlete Success Center, which is located in the north end zone of Hancock Whitney Stadium.

HOME CREDENTIAL REQUESTS

The South Alabama Athletic Strategic Communications Office will issue credentials to working press only. Passes for spouses, children or friends will not be issued. These credentials are non-transferable. Any unauthorized use of a credential will result in the credential being immediately revoked.

All credential requests should be made in writing by sports editors or directors of accredited media outlets on company letterhead. Requests should be made no later than 24 hours prior to the start of the desired contests. Approved credentials can be picked up at the front gate of Stanky Field.

Credential requests should be sent to: Duncan Harmon, Assistant Strategic Communications, University of South Alabama, Athletics Administration Building, 300 Joseph E. Gottfried Drive, Mobile, AL 36688, or emailed to duncanaharmon@southalabama.edu.

PHOTOGRAPHERS

Only photographers shooting for accredited media outlets or for South Alabama Athletic Strategic Communications will be issued photo passes. Photographers are allowed to shoot from field level photo boxes and from the stands, provided they do not obstruct any views. Flash photography is not permitted.

PARKING

A limited number of parking spaces are reserved in the parking area.

GAMEDAY SERVICES

The South Alabama Athletic Strategic Communications staff will be available to assist all the media members covering Jaguar baseball. All customary gameday services will be available. All working media members will be provided with game notes, statistics, rosters and game programs prior to first pitch.

PRACTICES

The South Alabama Athletic Strategic Communications staff encourages coverage of Jaguar baseball outside of games. As a general rule, all practices are open to the media and public. Please contact the Athletic Strategic Communications Office to verify practice schedules and give notice of your attendance.

INTERVIEWS

Interviews with members of the coaching staff can be arranged by calling Duncan Harmon at (251) 414-8184 or by email at duncanaharmon@southalabama.edu. Interviews with student-athletes must be arranged in advance through the Athletic Strategic Communications Office. Players are generally available up to 15 minutes before and immediately following practice. Phone interviews are also available at night, but student-athlete phone numbers are not available under any circumstances.

FAX, E-MAIL AND INTERNET

Media outlets may request to be included on the e-mail list to receive daily news regarding South Alabama baseball. To be added to the list, simply visit USAJaguars.com and sign up through the automated registration system.

For unparalleled coverage of all 17 intercollegiate sports at South Alabama, point your web browser to USAJaguars.com. News releases, game notes and statistics are updated after every series. The website features comprehensive records and history of South Alabama baseball, as well as bios, schedules and results.

South Alabama Primary Media Outlets

ELECTRONIC MEDIA — RADIO/ESPN+

Jaguar Sports Properties

University of South Alabama

6001 USA Drive South, Suite 35

Mobile, AL 36688

Fax: (251) 460-6505

Pat Greenwood, Director of Multi-Media

Greenwood's Desk: (251) 461-1545 • Cell: (251) 447-1265

Greenwood's E-mail: patgreenwood@southalabama.edu

JT Crabtree, Assistant Director of Broadcasting

Crabtree's Desk: (251) 460-6986 • Cell: (251) 656-1361

Crabtree's E-mail: jtcrabtree@southalabama.edu

Sports Talk 99.5 FM

555 Broadcast Drive

Mobile, AL 36608

Phone: (251) 450-0100

Call-in: (251) 479-2723

Randy Kennedy, Program Director

Kennedy's Cell: (251) 599-7510

Kennedy's E-mail: randykennedy@iheartmedia.com

WNXP-FM 105.5 Radio

1100 Dauphin Street, Suite E

Mobile, AL 36604

Phone: (251) 438-5460

Call-in: (251) 694-1055, (888) 560-9754

Fax: (251) 438-5462

Dave Schultz, Program Director

Schultz's Cell: (337) 889-7825

Schultz's E-mail: dave@wnsp.com

Lee Shirvanian, Morning Show Host

Shirvanian's Cell: (251) 725-7786

Shirvanian's E-mail: lee@wnsp.com

ELECTRONIC MEDIA — TELEVISION

WKRG-TV 5 (CBS)

555 Broadcast Drive

Mobile, AL 36606

Phone: (251) 662-3003

Fax: (251) 662-3071

Simone Eli, Sports Director

WALA-TV 10 (FOX)

1501 Satchel Paige Drive

Mobile, AL 36606

Phone: (251) 434-1029

Fax: (251) 434-1023

Emily Cochran, Sports Director

WPMT-TV 15 (NBC)

661 Azalea Road

Mobile, AL 36609

Phone: (251) 652-1272

Fax: (251) 602-1550

PRINT/ELECTRONIC MEDIA

Mobile Press Register/AL.com

401 N. Water St.

Mobile, AL 36602

Mobilesports@al.com

Creg Stephenson, South Alabama Beat Writer

Stephenson's E-mail: cstephenson@al.com

Lagniappe

P.O. Box 3003

Mobile, AL 36652

Phone: (251) 450-4466

Tommy Hicks, Sports Editor

Hicks' E-mail: thixx25@aol.com

The Vanguard (Campus)

University of South Alabama

Alpha Hall South Room 305

Mobile, AL 36688

Phone: (251) 460-6442

Fax: (251) 414-8293

SCHEDULE

Date		Opponent	Location	Time
Feb. 17	(Fri.)	NORTHWESTERN STATE !	Stanky Field	6:30 p.m.
Feb. 18	(Sat.)	EASTERN KENTUCKY !	Stanky Field	3 p.m.
Feb. 18	(Sat.)	EASTERN KENTUCKY !	Stanky Field	6:30 p.m.
Feb. 19	(Sun.)	UAB !	Stanky Field	3 p.m.
Feb. 22	(Wed.)	NICHOLLS STATE	Stanky Field	6:30 p.m.
Feb. 24	(Fri.)	NEBRASKA	Stanky Field	6:30 p.m.
Feb. 25	(Sat.)	NEBRASKA	Stanky Field	2 p.m.
Feb. 26	(Sun.)	NEBRASKA	Stanky Field	1 p.m.
Feb. 28	(Tue.)	at Tulane	New Orleans, La.	6 p.m.
March 3	(Fri.)	PEPPERDINE #	Stanky Field	6:30 p.m.
March 4	(Sat.)	IOWA #	Stanky Field	6:30 p.m.
March 5	(Sun.)	SOUTHERN #	Stanky Field	3 p.m.
March 7	(Tue.)	NEW ORLEANS	Stanky Field	6:30 p.m.
March 10	(Fri.)	at Jacksonville State	Jacksonville, Ala.	6 p.m.
March 11	(Sat.)	at Jacksonville State	Jacksonville, Ala.	6 p.m.
March 12	(Sun.)	at Jacksonville State	Jacksonville, Ala.	1 p.m.
March 14	(Tue.)	ALABAMA	Stanky Field	6:30 p.m.
March 17	(Fri.)	at Georgia Southern •	Statesboro, Ga.	5 p.m.
March 18	(Sat.)	at Georgia Southern •	Statesboro, Ga.	1 p.m.
March 19	(Sun.)	at Georgia Southern •	Statesboro, Ga.	Noon
March 21	(Tue.)	vs. Auburn	Montgomery, Ala.	6 p.m.
March 24	(Fri.)	LOUISIANA •	Stanky Field	6:30 p.m.
March 25	(Sat.)	LOUISIANA •	Stanky Field	2 p.m.
March 26	(Sun.)	LOUISIANA •	Stanky Field	1 p.m.
March 28	(Tue.)	SOUTHEASTERN LOUISIANA	Stanky Field	6:30 p.m.
March 29	(Wed.)	at Nicholls State	Thibodaux, La.	6:30 p.m.
March 31	(Fri.)	at James Madison •	Harrisonburg, Va.	5 p.m.
April 1	(Sat.)	at James Madison •	Harrisonburg, Va.	3 p.m.
April 2	(Sun.)	at James Madison •	Harrisonburg, Va.	10 a.m.
April 4	(Tue.)	SOUTHERN	Stanky Field	6:30 p.m.
April 6	(Thu.)	TEXAS STATE •	Stanky Field	6:30 p.m.
April 7	(Fri.)	TEXAS STATE •	Stanky Field	6:30 p.m.
April 8	(Sat.)	TEXAS STATE •	Stanky Field	11 a.m.
April 11	(Tue.)	at Alabama State	Montgomery, Ala.	6 p.m.
April 14	(Fri.)	at ULM •	Monroe, La.	6 p.m.
April 15	(Sat.)	at ULM •	Monroe, La.	2 p.m.
April 16	(Sun.)	at ULM •	Monroe, La.	1 p.m.
April 18	(Tue.)	ALABAMA STATE	Stanky Field	6:30 p.m.
April 21	(Fri.)	GEORGIA STATE •	Stanky Field	6:30 p.m.
April 22	(Sat.)	GEORGIA STATE •	Stanky Field	2 p.m.
April 23	(Sun.)	GEORGIA STATE •	Stanky Field	1 p.m.
April 25	(Tue.)	NEW ORLEANS	Stanky Field	6:30 p.m.
April 28	(Fri.)	TROY •	Stanky Field	6:30 p.m.
April 29	(Sat.)	TROY •	Stanky Field	2 p.m.
April 30	(Sun.)	TROY •	Stanky Field	1 p.m.
May 5	(Fri.)	at Southern Miss •	Hattiesburg, Miss.	6 p.m.
May 6	(Sat.)	at Southern Miss •	Hattiesburg, Miss.	2 p.m.
May 7	(Sun.)	at Southern Miss •	Hattiesburg, Miss.	1 p.m.
May 9	(Tue.)	TULANE	Stanky Field	6:30 p.m.
May 12	(Fri.)	COASTAL CAROLINA •	Stanky Field	6:30 p.m.
May 13	(Sat.)	COASTAL CAROLINA •	Stanky Field	2 p.m.
May 14	(Sun.)	COASTAL CAROLINA •	Stanky Field	1 p.m.
May 16	(Tue.)	at Southeastern Louisiana	Hammond, La.	6 p.m.
May 18	(Thu.)	at Arkansas State •	Jonesboro, Ark.	6 p.m.
May 19	(Fri.)	at Arkansas State •	Jonesboro, Ark.	6 p.m.
May 20	(Sat.)	at Arkansas State •	Jonesboro, Ark.	1 p.m.
May 23-28	(Tue.-Sun.)	Sun Belt Conference Championship	Montgomery, Ala.	TBA

! – Jaguar Classic (Mobile, Ala.)

- South Alabama Invitational (Mobile, Ala.)

• - Sun Belt Conference Game

All Times Central And Subject To Change

ROSTER

No.	Name	Pos.	B/T	Ht.	Wt.	Class-Exp.	Hometown/Previous School
2	Erick Orbeta	IF	L/R	5-10	170	R-Jr.- 1L	Miami, Fla. / Miami-Dade (Fla.) CC
4	Hunter Donaldson	UTIL	L/R	5-10	175	Jr.- 2L	Phenix City, Ala. / Smiths Station HS
6	Will Turner	OF	L/L	5-10	190	So.- 1L	Auburn, Ala. / Auburn HS
7	Joseph Sullivan	UTIL	L/L	5-11	200	So.- 1L	Birmingham, Ala. / Vestavia Hills HS
8	Micah Morgan	IF/LHP	L/L	6-0	210	Jr.-TR	Fairhope, Ala./Spring Hill (Ala.) College
9	JG Bell	IF	R/R	5-9	170	Jr.-JC	Mobile, Ala. / Pearl River (Miss.) CC
10	Tyler Borges	UTIL	R/R	5-9	195	R-Jr.-JC	Tallahassee, Fla. / Gulf Coast (Fla.) CC
11	Colson Lawrence	OF/RHP	R/R	6-3	205	Jr.-JC	Hoover, Ala. / Wallace State (Ala.) CC-Hanceville
13	Mitchell Heer	IF/RHP	R/R	5-11	190	So.-JC	Acworth, Ga. / Wallace State (Ala.) CC-Hanceville
14	Trey Lewis	IF	R/R	6-1	195	Jr.-JC	Silas, Ala. / East Central (Miss.) CC
15	Kylan Stepter	RHP	R/R	5-11	195	Jr.-JC	Hernando, Miss. / East Mississippi CC
16	Robbie Petracci	UTIL	L/R	5-10	190	R-Jr.-TR	Egg Harbor Township, N.J. / Old Dominion
17	Seth Carter	RHP	R/R	5-11	205	So.- 1L	Ocean Springs, Miss. / Ocean Springs HS
19	Austin Thrasher	OF	R/R	5-7	175	R-Sr.-TR	Dothan, Ala. / North Alabama
20	Cole Ketzner	C	R/R	6-0	205	Jr.-JC	Mission, Texas / Bossier Parish (La.) CC
21	Jeremy Lee	RHP	R/R	5-11	205	R.-So.- 1L	Valley Grande, Ala. / Morgan Academy
22	Gehrig Conard	LHP	L/L	5-9	195	Fr.-HS	Wiggins, Miss. / Stone HS
23	Tyler Smith	RHP	R/R	6-3	210	Fr.-HS	Jackson, Tenn. / South Side HS
24	Zach Harlan	RHP	R/R	5-10	200	R-Sr.-2L	Daphne, Ala. / Daphne HS
25	Grant Wood	RHP	R/R	6-2	205	R-So.- 1L	Georgetown, Texas / Blinn (Texas) JC
26	Matthew DeLano	RHP	R/R	6-3	205	Jr.-JC	Biloxi, Miss. / Mississippi Gulf Coast CC
27	Zach Willingham	LHP	L/L	6-2	205	R-So.-JC	Cleveland, Miss. / Northwest Mississippi CC
28	Diego Altamirano	C	L/R	5-10	205	R-Jr.- 1L	Bothell, Wash. / Long Beach City College
30	Jackson Boyd	RHP	R/R	5-11	200	R-Sr.-2L	Melbourne, Australia / Northwest Florida State JC
31	DK Donaldson	UTIL	R/R	5-11	190	Jr.-JC	Gulfport, Miss. / Pearl River (Miss.) CC
32	Ryan Storey	OF	L/R	5-9	175	Fr.-HS	Helena, Ala. / Helena HS
33	Walker Johnson	RHP	R/R	6-3	220	R-Sr.- 1L	Mantee, Miss. / East Central (Miss.) CC
34	Jake Bruning	LHP	L/L	6-1	225	R-Sr.-TR	Gasport, N.Y. / Niagara
35	Collin Brougham	RHP	R/R	6-2	210	R-Sr.- 2L	Kansas City, Mo. / Crowder (Mo.) CC
36	Jackson Howard	IF	R/R	6-1	220	Fr.-HS	Daphne, Ala. / Daphne HS
37	Danny Diaz	LHP	L/L	5-11	195	Jr.-JC	Miami Lakes, Fla. / Palm Beach State (Fla.) JC
38	Austin Mills	RHP	R/R	6-2	195	R-So.- 1L	Huntsville, Ala. / Madison County HS
39	Jake Glenn	RHP	R/R	6-0	200	R-Jr.- 1L	Huntsville, Ala. / Calhoun (Ala.) CC
40	Logan Wash	LHP	L/L	5-10	190	Jr.-JC	Longwood, Fla. / Indian River State (Fla.) JC
41	Caden Homniok	RHP	R/R	6-1	210	R-So.-JC	Sweeny, Texas / Blinn (Texas) JC
43	Eric Lin	RHP	R/R	5-11	190	So.- 1L	Huntley, Ill. / Huntley HS
45	Garfield Johns	LHP	L/L	6-0	215	Jr.-JC	Starke, Fla. / Santa Fe (Fla.) CC
46	Leif Moore	RHP	R/R	5-9	200	Jr.-JC	Biloxi, Miss. / Pearl River (Miss.) CC
47	Sam Knowlton	RHP	R/R	6-8	255	R-Jr.-1L	Warrior, Ala. / Pensacola State (Fla.) CC
49	Rob Yates	RHP	R/R	6-4	220	R-Jr.-JC	Clarksville, Tenn. / Walters State (Tenn.) CC

Head Coach

Mark Calvi (12th season as head coach; 13th overall at USA)

Assistant Coaches

Brad Phillips (5th season)

Nick Magnifico (3rd season)

Corley Reynolds (1st season)

Director of Operations

Joey Jones (4th season)

Pronunciation Guide

2 – Erick **ORBETA** (or-BAY-ta)

10 – Tyler **BORGES** (BORE-jus)

13 – Mitchell **HEER** (HER)

16 – Robbie **PETRACCI** (puh-TRAH-see)

22 – Gehrig **CONARD** (CON-erd)

26 – Matthew **DELANO** (duh-LAY-know)

28 – Diego **ALTAMIRANO** (all-ta-muh-RON-oh)

34 – Jake **BRUNING** (BREW-ning)

41 – Caden **HOMNIOK** (HOM-nick)

46 – **LEIF** Moore (LAYF)

35 – Collin **BROUGHAM** (BRÖME – rhymes with ‘room’)

Head Coach Mark **CALVI** (CAL-vee)

Asst. Coach Nick **MAGNIFICO** (mag-NIFF-i-co)



Erick Orbeta

IF • L/R
 5-10 • 170
 R-Jr.-1L
 Miami, Fla.
 Miami-Dade CC



2022 (Redshirt Sophomore): Started all 50 games in which he appeared ... Second-Team All-Sun Belt Conference selection ... Batted .340 with nine doubles, one triple, 30 RBIs, 47 runs scored and one stolen base while posting a .444 on-base percentage ... Ranked third in the conference in walks (38) in 2022 ... Ranked seventh in the SBC in batting average (.367) in league games, tied for seventh in walks (19) and RBIs (27), and eighth in on-base percentage (.458) ... Committed just two errors in 125 total chances for a .984 fielding percentage ... Hit .367 with six doubles, 27 RBIs and 23 run scored while posting a .458 OBP in 27 Sun Belt Conference games ... Recorded 23 multiple-hit and eight multi-RBI games.

Junior College: Named first-team all-state in Region 8 by the Florida College System Activities Association Athletics as a sophomore in 2021 at Miami-Dade CC ... Helped the Sharks capture the 2021 FCSAA State/NJCAA Region 8 South Atlantic District championship to advance to the NJCAA National Tournament in Grand Junction, Colo. ... Also named to the FCSAA all-tournament team in 2021 ... Batted .395 with five doubles, one triple, 14 RBIs, 20 runs scored, four stolen bases and a .438 on-base percentage in 19 games played as a sophomore ... Lettered his freshman year at Hillsborough (Fla.) CC in 2020 where he hit .337 with four doubles, two triples, 24 RBIs, 32 runs scored, 23 stolen bases and .442 OBP en route to first-team all-conference honors.

High School: Lettered at Southwest Miami Senior High in Miami ... Batted .455 as a senior, .390 as a junior, .429 as a sophomore and .400 his freshman season ... Owns the program's single-season record in stolen bases ... First-team all-Dade selection as a senior.

Personal: Full name is Erick Orbeta ... Born April 19, 2000, in Miami, Fla. ... Son of Jorge and Cristina Orbeta ... Has one brother, Maximus, and one sister, Dana ... Major is undecided.

CAREER HIGHS

- RUNS:** 3, four times, last at Coastal Carolina (5/20/22)
- HITS:** 4, twice, last ULM (5/13/22)
- DOUBLES:** 3 at Coastal Carolina (5/20/22)
- TRIPLES:** 1 at Jacksonville State (3/13/22)
- HOME RUNS:** None
- RBI:** 4, twice, last vs. Arkansas State (5/7/22)
- TOTAL BASES:** 6 at Coastal Carolina (5/20/22)
- WALKS:** 4 vs. Tulane (4/26/22)
- STOLEN BASES:** 1 vs. Auburn (3/22/22)
- HITTING STREAK:** 12 games (4/19/22 - 5/8/22)

Year	AVG	GP-GS	AB	R	H	2B	3B	HR	RBI	TB	SLG%	BB	HBP	SO	GDP	OB%	SF	SH	SB-ATT
2021	.340	50-50	200	47	68	9	1	0	30	79	.395	38	1	25	5	.444	2	6	1-2
Totals	.340	50-50	200	47	68	9	1	0	30	79	.395	38	1	25	5	.444	2	6	1-2



Hunter Donaldson

UTIL • L/R

5-10 • 170

Jr.-2L

Phenix City, Ala.

Smiths Station HS

4

2022 (Sophomore): Appeared in 34 games with 18 starts ... Hit .284 with six doubles, one triple, one home run, 16 RBIs, 16 runs scored and one stolen base ... Batted .315 with three doubles, one triple, one home run, 10 RBIs and 13 runs scored in 22 Sun Belt Conference games while recording a .424 on-base percentage ... Recorded six multiple-hit and four multi-RBI games ... Collected a season-high three hits at Louisiana (March 26) ... Hit his first career home run at Coastal Carolina (May 20).

2021 (Freshman): Appeared in 33 games with 29 starts ... Batted .223 with four doubles, six RBIs and four stolen bases ... Recorded six multi-hit and one multi-RBI game ... Posted career highs in hits (4) and RBIs (2) against Coastal Carolina (May 26) in the Sun Belt Conference Championship ... Named to the SBC Championship All-Tournament Team.

High School: Lettered five years in baseball at Smiths Station HS in Smiths Station, Ala. ... Batted .446 with five home runs, 25 RBIs, 35 runs scored, 14 stolen bases and .567 OBP as a junior ... Helped the Panthers to a quarterfinal appearance in the state playoffs ... Named to the AL.com 2019 Super All-State Baseball First Team ... Also named 2019 second-team all-state by the Alabama Sports Writers Association.

Personal: Full name is Damien Hunter Donaldson ... Born Jan. 18, 2002, in Salem, Ala. ... Son of Jarrod Donaldson and Linda McConnell ... Majoring in mechanical engineering.

CAREER HIGHS

RUNS: 2, eight times, last at Coastal Carolina (5/20/22)

HITS: 4 vs. Coastal Carolina (5/26/21)

DOUBLES: 2 vs. Auburn (3/22/22)

TRIPLES: 1 vs. Arkansas State (5/7/22)

HOME RUNS: 1 vs. Coastal Carolina (5/20/22)

RBI: 3 vs. Middle Tennessee (3/5/22)

TOTAL BASES: 6 at Coastal Carolina (5/20/22)

WALKS: 3 vs. UTA (3/19/22)

STOLEN BASES: 1, five times, last at Southern Miss (3/8/22)

HITTING STREAK: 5 games (3/19/22 - 3/26-22)

Year	AVG	GP-GS	AB	R	H	2B	3B	HR	RBI	TB	SLG%	BB	HBP	SO	GDP	OB%	SF	SH	SB-ATT
2021	.223	33-29	94	14	21	4	0	0	6	25	.266	14	4	20	1	.348	0	1	4-4
2022	.284	38-18	74	16	21	6	1	1	16	32	.432	12	5	21	0	.413	1	2	1-1
Totals	.250	67-47	168	30	42	10	1	1	22	57	.339	26	9	41	1	.377	1	3	5-5



Will Turner

OF • L/L
 5-10 • 195
 So.-1L
 Auburn, Ala.
 Auburn HS

6

2022 (Freshman): Started all 54 games in center field ... Batted .279 with eight doubles, four triples, five home runs, 36 RBI, 44 runs scored and 13 stolen bases ... Ranked tied for third in the league in walks (23) in Sun Belt games last year ... Ranked fourth in the SBC in walks (37) in 2022, and tied for fifth in triples (4) in 2022 ... Posted a .993 fielding percentage with one error in 139 total chances ... Recorded 20 multiple-hit and 11 multi-RBI games ... Finished with a career-high four hits at Texas State (May 1).

High School: Lettered in baseball three years and basketball one year at Auburn HS in Auburn, Ala. ... Also lettered twice in baseball and once in basketball at Northview HS in Dothan, Ala. ... Batted .391 with three home runs and 25 RBIs, while also finishing 5-0 with a 3.00 ERA and 44 strikeouts in 23 1/3 innings pitched ... Named Class 7A first-team all-state by the Alabama Sports Writers Association as a senior in 2021 ... 2021 *Opelika-Auburn News* Baseball Player of the Year ... Helped AHS capture the 7A state championship in 2021.

Personal: Full name is William Ruttman Turner ... Born Sept. 18, 2002, in Auburn, Ala. ... The second of three children to Johnny and Kelly Turner ... Uncle, Billy Evans, played football at Auburn and in the NFL with the Philadelphia Eagles ... Majoring in sport management.

CAREER HIGHS

- RUNS:** 4 at Coastal Carolina (5/20/22)
- HITS:** 4 at Texas State (5/1/22)
- DOUBLES:** 1, eight times, last at Tulane (5/10/22)
- TRIPLES:** 1, four times, last at Texas State (5/1/22)
- HOME RUNS:** 1, five times, last vs. Arkansas State (5/8/22)
- RBI:** 3, three times, last at Troy (4/14/22)
- TOTAL BASES:** 7 at Texas State (5/1/22)
- WALKS:** 4 at Troy (4/15/22)
- STOLEN BASES:** 1, 13 times, last at Coastal Carolina (5/20/22)
- HITTING STREAK:** 7 games (4/30/22 - 5/10/22)

Year	AVG	GP-GS	AB	R	H	2B	3B	HR	RBI	TB	SLG%	BB	HBP	SO	GDP	OB%	SF	SH	SB-ATT
2022	.279	54-54	215	44	60	8	4	5	36	91	.423	37	3	36	4	.391	1	2	13-15
Totals	.279	54-54	215	44	60	8	4	5	36	91	.423	37	3	36	4	.391	1	2	13-15



Joseph Sullivan

UTIL • L/L

5-11 • 200

So.-1L

Birmingham, Ala.

Vestavia Hills HS

7

2022 (Freshman): Appeared in 40 games with 32 starts ... Batted .227 with five doubles, four triples, three home runs, 19 RBIs, 21 runs scored and 11 stolen bases ... Hit .270 with one double, three triples, one home run, five RBIs, 13 runs scored and six stolen bases in 19 Sun Belt Conference games, 12 of which were starts ... Posted a .438 on-base percentage in SBC contests ... Recorded five multiple-hit and three multi-RBI games ... Finished with a career-high four RBIs against Middle Tennessee (March 5), which included his first collegiate home run.

High School: Lettered four years in baseball and football at Vestavia Hills HS ... Batted .402 with six doubles, six triples, five home runs, 30 RBIs, 28 runs scored, 22 stolen bases and .492 on-base percentage in 31 games as a senior in 2021 ... Also went 2-0 on the mound with three saves.

Personal: Full name is Patrick Joseph Sullivan III ... Born July 1, 2002, in Mountain Brook, Ala. ... The second of four children to Patrick and Claudia Sullivan ... Grandfather, Pat Sullivan, won the 1971 Heisman Trophy at Auburn, and played five seasons in the NFL with the Atlanta Falcons, Washington Redskins and San Francisco 49ers ... Father, Patrick, played football at Auburn and TCU ... Majoring in Biomedical Sciences.

CAREER HIGHS

- RUNS:** 2, five times, last vs. ULM (5/15/22)
- HITS:** 2, five times, last vs. Arkansas State (5/8/22)
- DOUBLES:** 1, five times, last Georgia Southern (4/23/22)
- TRIPLES:** 1, four times, last vs. ULM (5/15/22)
- HOME RUNS:** 1, three times, last at Texas State (4/30/22)
- RBI:** 4 vs. Middle Tennessee (3/5/22)
- TOTAL BASES:** 4, three times, last at Texas State (4/30/22)
- WALKS:** 2, twice last vs. Appalachian State (4/8/22)
- STOLEN BASES:** 2, twice, last vs. Arkansas State (5/8/22)
- HITTING STREAK:** 5 games (3/8/22 - 3/15/22)

Year	AVG	GP-GS	AB	R	H	2B	3B	HR	RBI	TB	SLG%	BB	HBP	SO	GDP	OB%	SF	SH	SB-ATT
2022	.227	40-32	110	21	25	5	4	3	19	47	.427	15	4	25	3	.338	1	0	11-15
Totals	.227	40-32	110	21	25	5	4	3	19	47	.427	15	4	25	3	.338	1	0	11-15



Austin Thrasher

OF • R/R

5-7 • 175

R-Sr.-TR

Dothan, Ala.

North Alabama



Lettered two years at North Alabama before transferring to South Alabama for the 2023 season.

NORTH ALABAMA

2022 (Junior): Started all 48 games he appeared in as a junior ... Batted .348 with eight doubles, one triple, four home runs, 37 RBIs, 40 runs scored and six stolen bases ... Recorded a .498 on-base percentage and .482 slugging percentage ... Also reached base on 23 hit by pitches, and drew 28 walks against 22 strikeouts in 164 official at-bats.

2021 (Sophomore): Played in 37 games with 35 starts...Started 27 games at second base, five in left field and three in center field...Hit .217 (23-of-106) with 15 runs scored and nine runs batted in...Two doubles and one home run...Homed at home against UT-Martin... Slugged .264, walked 12 times, hit-by-pitch a team-high eight times, and struck out 19 times... .341 on base percentage...Successful on nine-of-12 stolen base attempts...Fielded .926 with nine errors in 121 chances...Hit .378 as a leadoff hitter (14-of-37)...Had a five-game hitting streak and reached base in eight straight games...Eight multi-hit games ...Drove in a UNA Division II era record five runs in a home game against Lipscomb on March 26...Was walked, hit-by-pitch, scored two runs and had two stolen bases in UNA's last game at Vanderbilt.

Junior College: Played at Enterprise State Community College from 2018-20 ... Earned first-team Academic All-America honors in 2019-20 ... Alabama Community College Conference Academic Honor roll in 2019-20 and maintained a perfect 4.0 throughout his two years at Enterprise.

High School: Played shortstop and second base at Northside Methodist Academy in Dothan, Ala. ...Helped lead the Knights to a state runner-up finish in 2016...Earned Dothan Eagle Super 12 honors in 2017 and 2018 ... Earned all-state honors as a junior and senior.

Personal: Full name is Jamie Austin Thrasher ... Born Sept. 30, 1999, in Dothan, Ala. ... The second of two children to Larry and Penny Thrasher ... Has one older sister, Brianna Peters ... Earned his bachelor's degree from UNA, and is working toward a master's degree in sport management at South Alabama.



JG Bell

IF • R/R

5-9 • 170

Jr.-JC

Mobile, Ala.

Pearl River (Miss.) CC

9

Junior College: Helped Pearl River CC capture the 2022 NJCAA national championship, along with a Mississippi Association of Community Colleges Conference (MACCC) and Region 23 title ... Batted .291 with two doubles, three home runs, 24 RBIs, 40 runs scored and 11 stolen bases in 34 games played in 2022 ... Hit .271 with nine doubles, two triples, six home runs, 27 RBIs, 33 runs scored and 15 stolen bases in 41 games played as a freshman in 2021.

High School: Lettered at Faith Academy in Mobile, Ala. ... Hit .331 during prep career with nine home runs, 25 doubles, six triples and 71 RBIs with a .449 on-base percentage and .525 slugging percentage ... Also stole 38 bases ... Named ASWA Class 6A Second Team All-State in 2019 and Program 15 All-Prospect Top 10 ... Helped lead Faith to 5A State Championship in 2018 and was the runner-up in '17 ... Also played football ... Helped lead Faith to an undefeated campaign and 5A Regional Championship in '19 ... During career on the gridiron, recorded 1,210 receiving yards, 154 rushing yards, 327 return yards and scored 17 touchdowns with three interceptions on the defensive side of the ball.

Personal: Full name is John Griffin Bell ... Born May 23, 2001, in Mobile, Ala. ... The third of four children to John and Dawn Bell ... Has two older brothers, Braxton and Jackson, and one younger brother, Peyton ... Brother, Braxton, played two years of baseball at Coastal Alabama-South CC ... Brother, Peyton, currently plays baseball at Jones (Miss.) JC ... Brother, Jackson, played one year of baseball at Spring Hill (Ala.) College ... Majoring in exercise science.



Tyler Borges

UTIL • R/R

5-9 • 195

R-Jr.-JC

Tallahassee, Fla.

Gulf Coast (Fla.) CC

10

Junior College: Named Second-Team All-Florida College System Activities Association (FCSAA) in 2022 and First-Team All-Panhandle Conference after batting .361 with eight doubles, one triple, six home run, 36 RBIs, 57 runs scored, 11 stolen bases and a .461 on-base percentage in 49 games ... D1 All-Region 8 Gold Glove recipient at third base in 2022 ... Hit .311 with four doubles, two triples, one home run, 17 RBIs, 33 runs scored and 11 stolen bases, along with a .400 on-base percentage, as a freshman in 2021 ... Batted .222 with one double, one home run, 10 RBIs, 14 runs scored and five stolen bases in the 2020 Covid-shortened season.

High School: Lettered in baseball and football at Leon High School in Tallahassee, Fla. ... Hit .452 with eight doubles, one home run and a 1.190 OPS his senior season ... Also tossed a perfect game on the mound.

Personal: Full name is Tyler Randall Borges ... Born Jan. 11, 2001, in Tallahassee, Fla. ... The first of two children to Randy and Tammy Borges ... Has one younger brother, Connor ... Majoring in interdisciplinary studies.



Colson Lawrence

OF/RHP • R/R

6-3 • 205

Jr.-JC

Hoover, Ala.

Wallace State (Ala.) CC-Hanceville

11

Junior College: Batted .368 with nine doubles, one triple, 12 home runs, 47 RBIs, 54 runs scored, 20 stolen bases, .440 on-base percentage and .611 slugging percentage in 56 games in 2022 for Wallace State CC-Hanceville in Hanceville, Ala. ... Hit .373 with 13 doubles, 13 home runs, 50 RBIs, 46 runs scored, nine stolen bases, .426 OBP and .696 slugging percentage in 2021 ... Earned 2021 Alabama Community College Conference (ACCC) All-South District as well as All-North honors ... Tossed the first perfect game in WSCC program history ... Recorded three complete games and posted a 0.78 ERA in 23 innings pitched in 2022.

High School: Lettered four years in baseball and one year in football at Hoover High School in Hoover, Ala. ... Helped the Buccaneers capture the 2017 state title ... Named All-South Metro by the Cahaba Sun in 2020 as a utility player after batting .333 with nine RBIs and 20 runs scored and 2-1 record with 26 strikeouts on the mound his senior season.

Personal: Full name is Colson Slade Lawrence ... Born May 3, 2002, in Birmingham, Ala. ... The first of two children to Allen and Debra Lawrence ... Has a younger sister, McKenna ... Father, Allen, played baseball for one season at Wallace State CC-Hanceville ... Majoring in interdisciplinary studies.



Mitchell Heer

IF/RHP • R/R

5-11 • 190

So.-JC

Acworth, Ga.

Wallace State (Ala.) CC-Hanceville

13

Junior College: Named 2022 Alabama Community College Conference (ACCC) North Division Player of the Year after batting .387 with 12 doubles, one triple, 11 home runs, 52 RBIs, 51 runs scored, six stolen bases, .475 on-base percentage and .690 slugging percentage as a freshman ... Also named All-South District and All-North Division by the ACCC in 2022 ... Went 4-1 with six saves on the mound, and recorded a 0.64 ERA with 36 strikeouts in 28 1/3 innings pitched.

High School: Lettered three years at North Paulding High School in Dallas, Ga. ... Named the Class 7A Player of the Year by the Georgia Baseball Coaches Association as a senior, as well as the Paulding County 7A Player of the Year ... Helped the Wolves to a state runner-up finish in 2021 ... Holds the school single-season record for hits with 53 ... Batted .385 as a senior while posting a 2.05 ERA on the mound.

Personal: Full name is Mitchell Lawrence Heer ... Born Sept. 3, 2002, in Acworth, Ga. ... The second of two children to Michael Heer and Angela Bye ... Cousin, Cole Heer, played four years of soccer at Air Force ... Majoring in sport management.



Trey Lewis

IF • R/R

6-1 • 195

Jr.-JC

Silas, Ala.

East Central (Miss.) CC

14

Junior College: Named First-Team All-Mississippi Association of Community Colleges Conference and First-Team All-Region 23 in 2022 after batting .428 with 12 doubles, three triples, five home runs, 44 RBIs, 57 runs scored, 24 stolen bases, .535 on-base percentage and .635 slugging percentage in 46 games played ... Hit .263 with four doubles, one home run, 22 RBIs, 23 runs scored and 11 stolen bases as a freshman in 2021

High School: Lettered in baseball, basketball and football for four years at Millry High School in Millry, Ala. ... Named First-Team Coastal Alabama All-Region and Coastal Terrific 20 ... First-Team All-State honors in baseball from the Alabama Sports Writers Association (ASWA) in 2019 ... Hit .467 with 14 doubles, three home runs and 23 stolen bases as a junior at MHS ... Third-Team All-State selection in basketball in 2020 ... Earned Class 1A First-Team All-State honors from the ASWA in football in 2018 (defensive back) and 2019 (wide receiver).

Personal: Full name is Dean Stance Lewis ... Born Nov. 24, 2001, in Meridian, Miss. ... The youngest of three children to Stan and Joy Lewis ... Has two older sisters, Tess and Laurel ... Majoring in environmental sciences.



Kylan Stepter

RHP • R/R

5-11 • 195

Jr.-JC

Hernando, Miss.

East Mississippi CC

15

Junior College: Went 4-4 with one save and one complete game in 12 appearances, 10 of which were starts, in 2022 ... Recorded 32 strikeouts while issuing 37 walks in 37 1/3 innings pitched ... Made five relief appearances as a freshman and recorded nine strikeouts in 9 1/3 innings pitched.

High School: Lettered four years in baseball and three years in football at Hernando High School in Hernando, Miss.

Personal: Full name is Kylan James Stepter ... Born Jan. 18, 2002, in Memphis, Tenn. ... The youngest of three children to Ron and Cathy Stepter ... Has two older brothers, Wendell and Keith ... Brother, Keith, played baseball at Itawamba (Miss.) CC and Memphis ... Cousin, Damarco Stepter, played basketball at UTSA ... Majoring in finance.



Robbie Petracci

UTIL • L/R

5-10 • 190

R-Jr.-TR

Egg Harbor Township, N.J.

Old Dominion

16

Lettered three years at Old Dominion ... Transferred to South Alabama for the 2023 season.

OLD DOMINION

2022 (Sophomore): Appeared in 54 games with 48 starts ... Hit .312 with 19 doubles, 12 home runs, 36 RBIs, 27 runs scored and one stolen base ... His 19 doubles led the team ... Recorded 15 multi-hit games and nine multi-RBI games ... Recorded a career-high four RBIs against Stony Brook.

2021 (Freshman): Played in 35 games with 28 starts ... Spent most of his time at DH, but also started six game in the outfield ... Hit .299 with five doubles, one triple, eight home runs and 25 RBIs ... Hit his final home run of the regular season in an 8-3 win over Charlotte, but tore his ACL ... Delivered a pinch-hit home run in the Conference USA Championship game win over Louisiana Tech ... Had eight multi-hit games.

2020 (Covid Freshman): Saw action in 10 games, making six starts... Averaged .350 with seven hits, one double, one home run and seven RBIs... Recorded two multi-hit games... Notched a season-high three RBIs against Holy Cross (Feb. 23) ... First career home run came against Holy Cross (Feb. 23).

High School: Lettered at Egg Harbor Township HS ... Set the single season hits record... Three-time all-conference selection... First-Team All-South Jersey and Second-Team all-state selection ... Hit .377 last year as a junior with 10 extra-base hits and 14 RBIs in 22 games, helping his high school to become ranked as high as No. 4 in South Jersey.

Personal: Full name is Robert Zachary Petracci ... Born Nov. 28, 2000, in Egg Harbor Township, N.J. ... The second of three children to Robert and Riki Petracci ... Has an older sister, Allie, and younger sister, Angelina ... Majoring in interdisciplinary studies.



Seth Carter

RHP • R/R

5-11 • 205

So.-1L

Ocean Springs, Miss.

Ocean Springs HS

17

2022 (Freshman): Made eight relief appearances as a freshman ... Finished 0-2 with a 5.00 ERA while combining for one shutout ... Recorded 12 strikeouts against seven walks in nine innings pitched ... Struck out a career-high three batters in a career-high 2 1/3 innings against Georgia Southern (April 24) ... Tied his career high in strikeouts against Southern Miss (May 3).

High School: Lettered four years at Ocean Springs HS in Ocean Springs, Miss.

Personal: Full name is Seth Brian Carter ... Born Nov. 25, 2002, in Biloxi, Miss. ... The youngest of three children to Steven and Mitzi Carter ... Has two older sisters, Savannah and Shelby ... Majoring in business.

CAREER HIGHS

INNINGS PITCHED: 2.1 innings against Georgia Southern (4/24/22)

LONGEST START: None

SHORTEST START: None

WALKS ALLOWED: 2, three times, last vs. Southern Miss (5/3/22)

STRIKEOUTS: 2, twice, last vs. Southern Miss (5/3/22)


HITS ALLOWED: 5 vs. Southern Miss (5/3/22)

HOME RUNS ALLOWED: 1 vs. Georgia Southern (4/24/22)

RUNS ALLOWED: 3 vs. Southern Miss (5/3/22)

EARNED RUNS: 3 vs. Southern Miss (5/3/22)

Year	ERA	W-L	APP	GS	CG	SHO	SV	IP	H	R	ER	BB	SO	2B	3B	HR	WP	HBP	BK
2022	5.00	0-2	8	0	0	0/1	0	9.0	13	5	5	7	12	0	0	1	2	0	0
Totals	5.00	0-2	8	0	0	0/1	0	9.0	13	5	5	7	12	0	0	1	2	0	0



Jayme Villafane

IF • R/R

5-5 • 160

Jr.-JC

Pembroke Pines, Fla.

Florida State College-Jacksonville

18

Junior College: Batted .252 six doubles, one home run, 15 RBIs, 30 runs scored and five stolen bases as a sophomore in 2022 ... Earned Second-Team All-Mid Florida Conference honors by the Florida College System Activities Association (FCSAA) as a freshman in 2021 after hitting .333 with four doubles, nine RBIs, 13 runs scored and four stolen bases ... Recorded seven multi-hit games ... Selected to the 2021 FCSAA All-Star Game.

High School: Lettered four years at Pembroke Pines Charter High School in Pembroke Pines, Fla. ... Helped PPCHS capture three consecutive district titles.

Personal: Full name is Jayme Alexander Villafane ... Born May 1, 2002, in Pembroke Pines, Fla. ... The first of two children to Matias and Xiomara Villafane ... Majoring in accounting.



Micah Morgan

IF/LHP • L/R

6-0 • 210

Jr.-TR

Fairhope, Ala.

Spring Hill (Ala.) College

19

SPRING HILL COLLEGE

2022 (Sophomore): Named the Small College Athlete of the Year by the Alabama Sports Writers Association ... First-Team Southern Intercollegiate Athletic Conference (SIAC) All-Conference selection and most valuable player of the 2022 SIAC Championship Tournament ... National Collegiate Baseball Writers Association (NCBWA) and the NCAA Division II Conference Commissioners Association (D2CCA) All-America First-Team selection ... Second-Team All-South by the American Baseball Coaches Association ... Batted .446 with 24 doubles, 16 home runs and a school-record 77 RBIs ... Also went 3-1 with 36 strikeouts in 26 1/3 innings pitched on the mound.

2021 (Freshman): Hit .291 with nine doubles, three home runs, 23 RBIs and 23 runs scored in 25 games played.

High School: Lettered four years in baseball at Fairhope High School in Fairhope, Ala. ... Earned all-county honors and all-state honorable mention.

Personal: Full name is Micah Lee Morgan ... Born Oct. 3, 2001, in Fairhope, Ala. ... The second of two children to Jeremy and Holly Morgan ... Has one older sister, Mikayla ... Majoring in health science.



Cole Ketzner

Catcher • R/R

6-0 • 205

Jr.-TR

Mission, Texas

Bossier Parish (La.) CC

20

Junior College: Earned Region XIV North First-Team All-Conference honors in his freshman and sophomore seasons ... Batted .401 with 24 doubles, seven home runs, 55 RBIs, 44 runs scored, one stolen base, a .520 on-base percentage and .655 slugging percentage in 52 games played as a sophomore in 2022 ... Hit .338 with nine doubles, one triple, seven home runs, 27 RBIs, 28 runs scored, three stolen bases, .453 OBP and .579 slugging percentage in his freshman season in 2021.

High School: Lettered in baseball two years at Magnolia High School in Magnolia, Texas ... Hit .400 with three home runs his junior season.

Personal: Full name is Cole Joseph Ketzner ... Born Feb. 19, 2002, in Oklahoma City, Okla. ... The first of two children to Joe and Kristen Ketzner ... Has one younger sister, Ellie ... Cousin, Chase Bradley, currently plays ice hockey at UCONN and was selected by the Detroit Red Wings in the seventh round of the 2020 NHL draft ... Majoring in exercise science.



Jeremy Lee

RHP • R/R

5-11 • 205

R-So.-1L

Valley Grande, Ala.

Morgan Academy

21

2022 (Redshirt): Appeared in three games with one start before redshirting the season due to injury ... Went 1-0 with a 1.13 ERA ... Recorded five strikeouts against three walks in eight innings pitched ... Tossed a season-high four innings against Radford (Feb. 18), and struck out a season-high four batters ... Made his lone start of the season at Southern Miss (March 8).

2021 (Freshman): 2021 Freshman All-American by Collegiate Baseball ... 2021 second-team all-Sun Belt Conference ... Went 3-2 with a 3.46 ERA and two saves in 11 appearances with nine starts ... Recorded 68 strikeouts against nine walks in 52.0 innings pitched ... Finished 2-1 with a 3.41 ERA and one save in six Sun Belt appearances, five of which were starts ... Combined for one shutout and struck out 39 batters against five walks in 29 innings pitched ... Logged five quality starts on the season ... Tossed one scoreless relief inning and struck out one against Southeast Missouri (Feb. 19) in his collegiate debut ... Struck out eight without issuing a walk in a career-high seven shutout innings against Southern Miss (Feb. 23) in his first collegiate start ... Struck out a career-high 11 batters and tied his career high in innings pitched (7.0) at UT Arlington (March 19) ... Tied his career high in innings pitched with seven and struck out 10 batters against Louisiana (April 18) ... Made his final appearance of the season in a start at Georgia Southern (April 30) before sitting out the remainder of the season due to injury.

High School: Named 2019 AISA Pitcher of the Year and also earned first-team all-state honors from the Alabama Sports Writers Association as a junior after recording a 1.05 ERA ... Also batted .486 with seven home runs in 2019 while helping lead the Senators to a Class AAA runner-up finish ... Earned ASWA first-team all-state honors for Morgan Academy as an athlete in football in 2018 ... Lettered in basketball and baseball for four years, and football for three years ... Holds the school record for strikeouts in a game with 20.

Personal: Full name is Jeremy Joseph Lee ... Born Sept. 7, 2001, in Selma, Ala. ... The son of Joey Lee and Lisa Easterling ... Has one younger brother, Drake, and two younger sisters, Zoey and Marlee Jo ... Major is undecided.

CAREER HIGHS

INNINGS PITCHED: 7.0, four times, last vs. Louisiana (4/18/21)

LONGEST START: 7.0, four times, last vs. Louisiana (4/18/21)

SHORTEST START: 2.0 innings at Southern Miss (3/8/22)

WALKS ALLOWED: 4 at Northwestern State (3/26/21)

STRIKEOUTS: 11 at UT Arlington (3/19/21)

HITS ALLOWED: 7 vs. Jacksonville State (3/12/21)

HOME RUNS ALLOWED: 1, three times, last vs. Louisiana (4/18/21)

RUNS ALLOWED: 6 at Northwestern State (3/26/21)

EARNED RUNS: 5, twice, last at Little Rock (4/9/21)

Year	ERA	W-L	APP	GS	CG	SHO	SV	IP	H	R	ER	BB	SO	2B	3B	HR	WP	HBP	BK
2021	3.46	3-2	11	9	0	0/1	1	52.0	43	26	20	9	68	12	1	3	3	5	1
2022	1.12	1-0	3	1	0	0/0	0	8.0	8	2	1	3	5	0	0	0	0	0	0
Totals	3.15	4-2	14	10	0	0/1	1	60.0	51	28	21	12	73	12	1	3	3	5	1



Gehrig Conard

LHP • L/L

5-9 • 195

Fr.-HS

Wiggins, Miss.

Stone HS

22

High School: Lettered four years in baseball and three years in football at Stone High School in Wiggins, Miss.

Personal: Full name is Gehrig James Conard ... Born Oct. 7, 2003, in Wiggins, Miss. ... The oldest of three children to Kevin and Crystal Conard ... Father, Kevin, played two years of baseball at Meridian Community College in Meridian, Miss. ... Majoring in sport management.



Tyler Smith

RHP • R/R

6-3 • 210

Fr.-HS

Jackson, Tenn.

South Side HS

23

High School: Lettered four years in baseball and two in cross country at South Side HS in Jackson, Tenn. ... District 14-AA Pitcher of the Year ... Class AAA all-state selection by the Tennessee Sports Writers Association as a senior.

Personal: Full name is Jothan Tyler Smith ... Born June 28, 2004, in Jackson, Tenn. ... the first of two children to JD and Becky Smith ... Has one younger sister, Olivia ... Majoring in physical education.



Zach Harlan

RHP • R/R
 5-10 • 200
 R-Sr.-2L
 Daphne, Ala.
 Daphne HS

24

2022 (Redshirt Junior): Made five relief appearances ... Finished 1-0 with five strikeouts against two walks in 5 1/3 innings pitched ... Struck out a career-high three batters in a career-best two relief innings at Oral Roberts (Feb. 19).

2021 (Redshirt Sophomore): Made two scoreless relief appearances ... Struck out two and issued one walk in two innings pitched ... Struck out one in one scoreless relief inning at Texas State (May 8) ... Recorded one strikeout against one walk in one scoreless inning against Little Rock (May 27) in the Sun Belt Conference Championship.

2020 (Redshirt Sophomore COVID Year): Did not allow a run or hit in two relief appearances ... Recorded a pair of strikeouts without issuing a walk in 1 1/3 innings pitched ... Struck out one in two-thirds of an inning in his season debut against Siena (Feb. 23) ... Also recorded a strikeout in two-thirds of an inning against Gonzaga (Feb. 29).

2019 (Redshirt Freshman): Made six relief appearances as a freshman ... Posted a 7.50 ERA with six strikeouts against six walks in six innings pitched ... Made his Jaguar debut against Tennessee Tech (Feb. 24) ... Tossed one scoreless inning and recorded a pair of strikeouts, including the first of his career, against Sacred Heart (March 8) ... Tossed 1 1/3 scoreless innings with two strikeouts at UT Arlington (March 31).

High School: Lettered four years in baseball and five years in swimming at Daphne High School in Daphne, Alabama ... Recorded a 2.23 ERA and 50 strikeouts against 14 walks in 44 innings pitched as a junior, and also batted .282 with 14 RBIs ... Earned Coastal All-Region honorable mention as a senior.

Personal: Full name is Zach Todd Harlan ... The first of two children to Todd and Shana Harlan ... Majoring in exercise science.

CAREER HIGHS

INNINGS PITCHED: 2.0 innings at Oral Roberts (2/19/22)

LONGEST START: none

SHORTEST START: none

WALKS ALLOWED: 2 at Tulane (5/14/19)

STRIKEOUTS: 3 at Oral Roberts (2/19/22)

HITS ALLOWED: 3 at Tulane (5/14/19)

HOME RUNS ALLOWED: 2 at Tulane (5/14/19)

RUNS ALLOWED: 4 at Coastal Carolina (5/21/22)

EARNED RUNS: 3, twice, last at Coastal Carolina (5/21/22)

Year	ERA	W-L	APP	GS	CG	SHO	SV	IP	H	R	ER	BB	SO	2B	3B	HR	WP	HBP	BK
2019	7.50	0-0	6	0	0	0/0	0	6.0	9	6	5	6	6	1	0	2	3	0	0
2020	0.00	0-0	2	0	0	0/0	0	1.1	0	0	0	0	2	0	0	0	0	0	0
2021	0.00	0-0	2	0	0	0/0	0	2.0	3	0	0	1	2	0	0	0	0	0	0
2022	10.13	1-0	5	0	0	0/0	0	5.1	8	7	6	2	5	1	0	1	0	1	0
Totals	6.75	1-0	15	0	0	0/0	0	14.2	20	13	11	9	15	2	0	3	3	1	0



Grant Wood

RHP • R/R

6-2 • 205

R-So.-1L

Georgetown, Texas

Blinn (Texas) CC

25

2022 (Redshirt Freshman): Appeared in 13 games with one start ... Finished 0-1 with three saves and combined for one shutout ... Recorded 22 strikeouts and issued nine walks in 15 innings ... Struck out a career-high four batters against Rhode Island (Feb. 27), and matched that total at Jacksonville State (March 11) ... Tossed a career-high 2 2/3 innings against UTA (March 20).

Junior College: Lettered two years at Blinn JC in Brenham, Texas ... Went 0-1 with six saves and a 1.13 ERA in 15 relief appearances as a redshirt freshman in 2021 ... Recorded 24 strikeouts against 11 walks in 16 innings pitched ... Finished 0-1 with a 3.00 ERA in seven relief appearances as a freshman in the 2020 COVID year ... Struck out 16 batters and issued nine walks in 15 innings pitched.

High School: Lettered in baseball two years at Georgetown HS in Georgetown, Texas ... Helped the Eagles to a state runner-up finish in 2019 ... Ranks second in career shutouts (3), third in single-season wins (11) and holds the program's fifth-lowest ERA (1.03) in a single season ... Tossed a perfect game against Cedar Creek HS as a senior in 2019.

Personal: Full name is Grant Dylan Wood ... Born Oct. 12, 2000, in Georgetown, Texas ... The second of three children to Mike and Kaymee Wood ... Has an older brother, Hudson, and one younger sister, Lorali ... Majoring in sport management.

CAREER HIGHS

INNINGS PITCHED: 2.2 innings against UTA (3/20/22)
LONGEST START: 0.1 innings at Tulane (5/10/22)
SHORTEST START: 0.1 innings at Tulane (5/10/22)
WALKS ALLOWED: 2 at Southern Miss (3/8/22)
STRIKEOUTS: 2, twice, last at Jacksonville State (3/11/22)
HITS ALLOWED: 3, three times, last at Tulane (5/10/22)
HOME RUNS ALLOWED: 2 at Georgia State (4/3/22)
RUNS ALLOWED: 4 at Tulane (5/10/22)
EARNED RUNS: 4 at Tulane (5/10/22)

Year	ERA	W-L	APP	GS	CG	SHO	SV	IP	H	R	ER	BB	SO	2B	3B	HR	WP	HBP	BK
2022	6.60	0-1	13-1	1	0	0/1	3	15.0	18	13	11	9	22	4	0	4	5	5	0
Totals	6.60	0-1	13-1	1	0	0/1	3	15.0	18	13	11	9	22	4	0	4	5	5	0



Matthew DeLano

RHP • R/R

6-3 • 205

Jr.-JC

Biloxi, Miss.

Mississippi Gulf Coast CC

26

Junior College: Played three years at Mississippi Gulf Coast CC in Perkinston, Miss. ... Made 14 appearances with 10 starts in 2022 ... Struck out 118 batters against 51 walks in 92 innings pitched while posting a 4.01 ERA ... Also tossed two complete games ... Made 12 relief appearances in 2021, and finished 1-5 with two saves, and struck out 28 batters against 14 walks in 21 2/3 innings ... Made three relief appearances as a freshman in 2020, and finished 0-1 with three strikeouts and three walks in three innings.

High School: Lettered in baseball four years at Biloxi High School in Biloxi, Miss. ... As a senior, went 9-0 with a 3.72 ERA, 58 strikeouts and 19 walks in 43 1/3 innings, while batting .280 with two home runs, seven doubles and 25 RBIs ... As a junior, went 2-5 with a 3.65 ERA, 31 strikeouts and 11 walks in 30 2/3 innings, while batting .319 with two doubles, one triple and five RBIs ... As a sophomore, went 1-0 with a 2.58 ERA and 11 strikeouts in 19 innings.

Personal: Full name is Matthew Charles DeLano ... Born Jan. 15, 2001, in Biloxi, Miss. ... The first of two children to Scott and Robin DeLano ... Majoring in civil engineering.



Zach Willingham

LHP • L/L

6-2 • 205

R-So.-JC

Cleveland, Miss.

Northwest Mississippi CC

27

Junior College: First-Team All-Mississippi Association of Community Colleges Conference selection in 2022 at Northwest Mississippi CC in Senatobia, Miss. ... Started all 12 appearances and finished 5-4 with two complete games and two shutouts ... Posted a 3.52 ERA with 70 strikeouts against 22 walks in 53 2/3 innings pitched ... Redshirted his sophomore season due to injury ... Named to the Fall 2020 and Spring 2021 President's Lists ... Recognized as both a Distinguished Academic All-MACCC and first team NJCAA All-Academic selection ... Made five appearances on the mound in the COVID-19 shortened season ... Scattered 10 strikeouts against four walks in five innings of action ... Earned numerous academic accolades, including MACJC All-Academic, Third-Team NJCAA All-Academic and multiple selections to the Northwest President's List in his freshman year.

High School: Lettered in football, basketball, baseball and track at Bayou Academy in Cleveland, Miss. ... Struck out 19 batters in a no-hitter against Kirk Academy ... Midsouth Association of Independent Schools all-star selection his senior season.

Personal: Full name is Zachary Paul Willingham ... Born April 11, 2001, in Clarksdale, Miss. ... The second of two children to William David and Melanie Willingham ... Has one older brother, Joshua ... Majoring in information sciences and technology.



Diego Altamirano

C • L/R
 5-10 • 205
 R-Jr.-1L
 Bothell, Wash.
 Mesa (Ariz.) CC

28

2022 (Redshirt Sophomore): Appeared in 39 games with 34 starts ... Batted .284 with six doubles, 19 RBIs, 16 runs scored and one stolen base ... Ranked third in the Sun Belt Conference in on-base percentage (.471) last season ... Did not commit an error in 147 total chances in SBC games 2022 ... Posted a .997 fielding percentage with one error in 291 total chances ... Threw out 15 attempted base stealers, which ranked tied for third in the league ... Reached base safely in 31 consecutive games from March 8 - May 20.

Junior College: Lettered at Long Beach City College as a freshman in 2020, and at Mesa (Ariz.) CC in 2021 ... Batted .203 with one double, one home run and three RBIs in 21 games in 2021 at MCC ... Hit .301 with four doubles, two triples, one home run, 19 RBIs, 23 runs scored, one stolen base and .441 on-base percentage in 21 games played at LBCC as a freshman.

High School: Lettered in baseball three years at Henry M. Jackson HS in Mill Creek, Wash.

Personal: Full name is Diego Alexander Altamirano ... Born May 15, 2000, in Vancouver, Wash. ... The second of two children to Jose and Melinda Altamirano ... Has an older sister, Rachel ... Majoring in interdisciplinary studies.

CAREER HIGHS

RUNS: 2, three times, last vs. UTA (3/20/22)
HITS: 2, six times, last vs. Louisiana (5/27/22)
DOUBLES: 1, six times, last vs. Louisiana (5/27/22)
TRIPLES: None
HOME RUNS: None
RBI: 3, twice, last vs. Southern Miss (5/3/22)
TOTAL BASES: 3, four times, last Louisiana (5/27/22)
WALKS: 2, twice, last vs. Georgia Southern (4/22/22)
STOLEN BASES: 1 at Louisiana (3/25/22)
HITTING STREAK: 3 games (4/5/22 - 4/9/22)

Year	AVG	GP-GS	AB	R	H	2B	3B	HR	RBI	TB	SLG%	BB	HBP	SO	GDP	OB%	SF	SH	SB-ATT
2022	.284	39-34	88	16	25	6	0	0	19	31	.352	20	11	29	0	.471	0	5	1-1
Totals	.284	39-34	88	16	25	6	0	0	19	31	.352	20	11	29	0	.471	0	5	1-1



Steele Sims

Catcher • R/R

6-0 • 205

Fr.-HS

Cleveland, Miss.

Northwest Mississippi CC

29

High School: Lettered in baseball and basketball four years at Bayside Academy in Daphne, Ala. ... Helped the Admirals to a state runner-up finish as a senior in 2021 ... Led the basketball team in points and rebounds his junior season.

Personal: Full name is Benjamin Steele Sims ... Born June 14, 2004, in Dallas, Texas ... The first of four children to Terry and Merridy Sims ... Has three younger brothers, Spence, Trice and Tyke ... Majoring in exercise science.



Jackson Boyd

RHP • R/R

5-11 • 200

R-Sr.-2L

Melbourne, Australia

Northwest Florida State JC

30

2022 (Redshirt Junior): Made 17 relief appearances ... Finished 3-1 with four saves and a 3.30 ERA while combining for one shutout ... Recorded 44 strikeouts against 18 walks in 43 2/3 innings pitched ... Went 3-0 with two saves and a 2.02 ERA in eight Sun Belt Conference appearances, while recording 26 strikeouts against 12 walks in 26 2/3 innings ... Limited conference opponents to a .185 batting average ... Did not allow a run in 10 of his 17 appearances ... Tied his career-high in innings pitched with 4 2/3 innings against ULM (May 14) and at Coastal Carolina (May 20).

2021 (Redshirt Sophomore): Appeared in 16 games with one start ... Went 3-1 with one save and a 2.79 ERA while combining for one shutout ... Recorded 42 strikeouts and issued 15 walks in 38 2/3 innings pitched ... Finished 2-0 with a 2.93 ERA in six Sun Belt Conference appearances, while striking out 17 batters against three walks in 15 1/3 innings ... Struck out a career-high eight batters in 3 2/3 scoreless relief innings at New Orleans (March 3) ... Recorded five strikeouts in a career-high 4 2/3 innings against Georgia State (April 25) ... Allowed just one run in the postseason over four appearances, which spanned 11 1/3 innings ... Made his Jaguar debut against Southeast Missouri State (Feb. 19).

Junior College: Went 3-2 with nine saves in 21 appearances with one start as a freshman in 2019 at Northwest Florida State JC ... Recorded a 0.99 ERA with 42 strikeouts against 19 walks in 45 2/3 innings pitched ... Did not allow an earned run in 12 appearances in conference contests, which encompassed 20 2/3 innings pitched ... Named the 2019 Florida College System Activities Association Athletics (FCSAA) Fireman of the Year and the FCSAA All-Panhandle Conference Fireman of the Year ... Made seven relief appearances, and recorded two saves and a 0.93 ERA in 9 2/3 innings pitched with 14 strikeouts against five walks as a sophomore in 2020.

High School: Prepped at St. Peter's College in Melbourne, Australia.

Personal: Full name is Jackson Peter John Boyd ... Born Oct. 22, 1999, in Melbourne, Australia ... Son of Peter Boyd and Jacqui Gordon ... Majoring in sport management.

CAREER HIGHS

INNINGS PITCHED: 4.2 innings vs. Georgia State (4/25/21)
LONGEST START: 3.0 innings vs. USF (6/7/21)
SHORTEST START: 3.0 innings vs. USF (6/7/21)
WALKS ALLOWED: 4 at Coastal Carolina (5/20/22)
STRIKEOUTS: 8 at New Orleans (3/3/21)
HITS ALLOWED: 6 vs. Louisiana (5/27/22)
HOME RUNS ALLOWED: 2 at Georgia Southern (5/1/21)
RUNS ALLOWED: 4, twice last vs. Louisiana (5/27/22)
EARNED RUNS: 4 at Coastal Carolina (5/20/22)

Year	ERA	W-L	APP	GS	CG	SHO	SV	IP	H	R	ER	BB	SO	2B	3B	HR	WP	HBP	BK
2021	2.79	3-1	16	1	0	0/1	1	38.2	24	13	12	15	42	5	2	2	6	0	1
2022	3.30	3-1	17	0	0	0/1	4	43.2	37	17	16	18	44	5	1	3	5	4	1
Totals	3.06	6-2	33	1	0	0/2	5	82.1	61	30	28	33	86	10	3	5	11	4	2



DK Donaldson

UTIL • R/R

5-11 • 190

Jr.-JC

Gulfport, Miss.

Pearl River (Miss.) CC

31

Junior College: Named Second-Team All-Mississippi Association of Community Colleges Conference as a sophomore in 2022 at Pearl River CC in Poplarville, Miss. ... Batted .365 with 12 doubles, seven home runs, 52 RBIs, 49 runs scored, seven stolen bases, a .493 on-base percentage and .559 slugging percentage in 56 games ... Hit .340 with four doubles, one home run, 10 RBIs, 15 runs scored, four stolen bases and .458 OBP in 21 games as a freshman in 2021.

High School: Lettered at West Harrison High School in Gulfport, Miss. ... Hit .330 with 11 home runs and 86 RBIs during prep career ... As a junior, hit .413 with seven home runs, 12 doubles and 33 RBIs with a .530 on-base percentage and .769 slugging percentage ... Hit .346 in 11 games as a senior with three extra-base hits and .553 OBP.

Personal: Full name is Peyton Chance Donaldson ... Born Sept. 27, 2001 ... The second of two children to Mike and Carol Donaldson ... Has one older brother, Kasey ... Brother, Kasey, played baseball at South Alabama as a member of the 2022 squad ... Majoring in Biology.



Ryan Storey

OF • L/R

5-9 • 175

Fr.-HS

Helena, Ala.

Helena HS

32

High School: Lettered four years at Helena High School in Helena, Ala. ... Earned Class 6A all-state honorable mention from the Alabama Sports Writers Association (ASWA) as a senior in 2022 ... Named 6A First-Team All-State by the ASWA as a junior in 2021.

Personal: Full name is Ryan Scott Storey ... Born Oct. 21, 2003, in Birmingham, Ala. ... The first of two children to Chris and Staci Storey ... Has one younger sister, Gracie ... Majoring in business.



Walker Johnson

RHP • R/R

6-3 • 220

R-Sr.-1L

Mantee, Miss.

East Central (Miss.) CC

33

2022 (Redshirt Junior): Made 14 appearances with six starts ... Finished 4-3 with a 4.26 ERA while combining for one shutout ... Recorded 37 strikeouts against 18 walks in 38 innings pitched ... Struck out a career-high seven batters in 4 2/3 relief innings against Tennessee Tech (Feb. 20) ... Tied his career high in strikeouts in a career-high six innings pitched in a start against Tulane (April 26) ... Tied his career high in innings pitched (6.0) against ULM (May 15).

Junior College: Lettered at East Central CC in Decatur, Miss. ... First-team all-MACCC selection in 2021 after going 3-3 with four saves and a 1.98 ERA in 25 appearances with one start ... Struck out 81 batters and issued 19 walks in 50 innings pitched ... Averaged 14.58 strikeouts per nine innings ... Finished 2-1 with a 7.27 ERA in five relief appearances in the Covid-shortened season of 2020, and struck out 28 batters against 13 walks in 17 1/3 innings pitched ... Went 2-6 in 14 appearances with nine starts as a freshman in 2019 with 35 strikeouts and 35 walks issued in 30 1/3 innings.

High School: Lettered in baseball four years at East Webster HS in Cumberland, Miss. ... Helped the Wolverines capture the 2015 state championship, and four consecutive district titles from 2015-18.

Personal: Full name is Walker Stephens Johnson ... Born March 10, 1999, in Mantee, Miss. ... The oldest of three children to Wes and JJ Johnson ... Father, Wes, played baseball at Mississippi State (1986-89) ... Majoring in business.

CAREER HIGHS

INNINGS PITCHED: 6.0 innings, twice, last vs. ULM (5/15/22)

LONGEST START: 6.0 innings, twice, last vs. ULM (5/15/22)

SHORTEST START: 1.2 innings at Coastal Carolina (5/21/22)

WALKS ALLOWED: 4 vs. Tennessee Tech (2/20/22)

STRIKEOUTS: 7, twice, last against Tulane (4/26/22)

HITS ALLOWED: 8 vs. ULM (5/15/22)

HOME RUNS ALLOWED: 1, three times, last vs. Southern Miss (5/3/22)

RUNS ALLOWED: 5 at Coastal Carolina (5/21/22)

EARNED RUNS: 5 at Coastal Carolina (5/21/22)

Year	ERA	W-L	APP	GS	CG	SHO	SV	IP	H	R	ER	BB	SO	2B	3B	HR	WP	HBP	BK
2022	4.26	4-3	14	6	0	0/1	0	38.0	40	22	18	18	37	8	1	3	0	2	0
Totals	4.26	4-3	14	6	0	0/1	0	38.0	40	22	18	18	37	8	1	3	0	2	0



Jake Bruning

LHP • L/L

6-1 • 225

R-Sr.-TR

Gasport, N.Y.

Niagara

34

Transferred to South Alabama for the 2023 season after playing four years (2019-22) at Niagara (N.Y.) University.

NIAGARA

2022 (Junior): Made 17 appearances and five starts...Compiled a 4-4 record...Struck out 47 in 47 1/3 innings pitched with a 5.13 ERA.

2021 (Sophomore): Started eight games on the mound....Led the pitching staff in strikeouts with 39 in 44 innings pitched....Finished the season with a 3-3 record and a 4.30 ERA.

2020 (COVID Freshman): Made five total appearances on the mound and four starts...Struck out 28 in 23 innings pitched and held opponents to a .224 batting average...Finished the season with a 1-1 record and 2.35 ERA...Struck out a career-high 13 batters against Cornell on Feb. 29.

2019 (Freshman): Made 11 appearances and four starts on the mound...Struck out 22 in 22 1/3 innings pitched...Fanned a career-high six batters at Siena on May 13...Also finished the season with three hits and three RBI.

High School: Lettered at Royalton-Hartland High School in Middleport, N.Y., where he was a three-year starter ... Helped lead the Rams to a state semifinal appearance as a senior after finishing with six wins and 1.51 ERA with 83 strikeouts in 55 2/3 innings pitched ... Also posted a .438 batting average with nine doubles and two triples his senior season ... Was named the Niagara-Orleans League Player of the Year following his senior season and was selected to the All-WNY First Team and the Class B All-State First Team ... Was a First Team All-League selection in both his junior and senior years ... Also lettered in football and basketball at RHHS ... Earned First-Team Niagara-Orleans All-League honors in 2018 in basketball.

Personal: Full name is Jacob William Bruning ... Born Sept. 1, 1999, in Gasport, N.Y. ... The oldest of three children to William and Patricia Bruning ... Has one younger brother, Charlie, and one younger sister, Natalie ... Majoring in sport management.



Collin Brougham

RHP • R/R

6-2 • 210

R-Sr.-2L

Kansas City, Mo.

Crowder (Mo.) JC

35

2022 (Redshirt Junior): Made 13 relief appearances ... Finished 1-1 with 15 strikeouts against 10 walks in 14 2/3 innings pitched while combining for two shutouts ... Limited opponents to a .226 batting average ... Earned his first career win with one scoreless inning at Southern Miss (Feb. 22) ... Tossed a career-high two innings at Georgia State (April 2) ... Recorded a career-high three strikeouts against Alabama State (April 5) ... Tied his career high in innings pitched (2.0) at Southeastern Louisiana (April 19) and at Tulane (May 10) ... Matched his career high in strikeouts (3) at Tulane (May 10) ... Recorded a streak of six consecutive appearances without allowing a run from Feb. 22 - April 10 which spanned 6 2/3 total innings.

2021 (Redshirt Sophomore): Recorded one save and a 2.84 ERA in seven relief appearances ... Combined for one shutout while striking out five with a pair of walks in 6 1/3 innings pitched ... Did not allow an earned run in six of his seven appearances ... Tossed two-thirds of an inning and recorded his first career strikeout and save in his Jaguar debut against Southeast Missouri (Feb. 20) ... Struck out a career-high two batters in a career-best 1 1/3 innings against Middle Tennessee (March 6) ... Did not allow a run over his last five appearances of the year.

Junior College: Named second-team all-region as a freshman at Crowder (Mo.) JC after recording eight saves and a 1.57 ERA in 16 relief appearances ... Struck out 36 batters against four walks in 23 innings pitched ... Also named a First-Team Academic All-American in 2019, and Second-Team Academic All-America honors in 2020 ... Helped the Roughriders to 47 wins in 2019, and a 23-3 record in 2020.

High School: Lettered three years in baseball and one year in basketball at Park Hill South HS in Riverside, Missouri ... Recorded a 0.90 ERA and 76 strikeouts in 50 innings pitched as a senior ... Also recorded a streak of 31 consecutive scoreless innings his senior season.

Personal: Full name is Collin Sagan Brougham ... Born May 26, 2000, in Kansas City, Mo. ... The first of two children to Shawn and Claire Brougham ... Has one younger brother, Dylan ... Majoring in civil engineering.

CAREER HIGHS

INNINGS PITCHED: 2.0, twice, last at Tulane (5/10/22)
LONGEST START: None
SHORTEST START: None
WALKS ALLOWED: 2, three times, last at Tulane (5/10/22)
STRIKEOUTS: 3 at Tulane (5/10/22)
HITS ALLOWED: 5 at Southeastern Louisiana (4/19/22)
HOME RUNS ALLOWED: 1, twice, last at Southeastern Louisiana (4/19/22)
RUNS ALLOWED: 5 at Southeastern Louisiana (4/19/22)
EARNED RUNS: 5 at Southeastern Louisiana (4/19/22)

Year	ERA	W-L	APP	GS	CG	SHO	SV	IP	H	R	ER	BB	SO	2B	3B	HR	WP	HBP	BK
2021	2.84	0-0	7	0	0	0/1	1	6.1	6	3	2	2	5	0	0	0	2	1	0
2022	6.75	1-1	13	0	0	0/2	0	14.2	12	12	11	10	15	3	1	2	2	2	0
Totals	5.57	1-1	20	0	0	0/3	1	21.0	18	15	13	12	20	3	1	2	4	3	0



Jackson Howard

IF • R/R

6-1 • 220

Fr.-HS

Daphne, Ala.

Daphne HS

36

High School: Lettered five years in baseball at Daphne High School in Daphne, Ala. ... Helped the Trojans to consecutive Class 7A playoff appearances in 2021-22 ... Hit .323 with one double, one home run, six RBIs and four runs scored in 11 games played as a sophomore in the 2020 Covid-shortened season.

Personal: Full name is Jackson David Howard ... Born May 1, 2003, in Selma, Ala. ... The oldest of three children to Robby and Heather Howard ... Has two younger brothers, Grant and Pierce ... Majoring in pre-business.



Danny Diaz

LHP • L/L

5-11 • 195

Jr.-JC

Miami Lakes, Fla.

Palm Beach (Fla.) State JC

37

Junior College: Made 16 relief appearances as a sophomore at Palm Beach State Junior College in Lake Worth, Fla., in 2022 ... Finished 3-2 with a 2.39 ERA ... Recorded 32 strikeouts and issued 13 walks in 37 2/3 innings ... Earned academic all-conference honors ... Helped the Panthers to a state runner-up finish in 2022 ... Played at Florida State College-Jacksonville as a freshman in 2020.

High School: Lettered at Archbishop McCarthy HS from 2016-18, and ESB Academy in 2019 ... Helped AMHS to a regional semifinal appearance as a junior in 2018 while posting a 1.68 ERA with 43 strikeouts in 41 2/3 innings pitched ... Recorded a 0.84 ERA and limited opponents to a .057 batting average in 10 innings as a senior at ESB Academy.

Personal: Full name is Daniel Diaz ... Born Nov. 19, 2000, in Miami Lakes, Fla. ... The second of three children to Reinaldo Diaz and Beatriz Azcuy ... Has one older sister, Monica, and a twin sister, Bianca ... Majoring in business.



Austin Mills

RHP • R/R

6-2 • 195

R-So.-1L

Huntsville, Ala.

Madison County HS

38

2022 (Redshirt Freshman): Made 10 relief appearances as a redshirt freshman ... Finished 1-0 while combining for one shutout ... Recorded eight strikeouts against six walks in eight innings pitched ... Struck out a career-high two batters in his Jaguar debut against Rhode Island (Feb. 26) ... Tossed a career-high 1 2/3 innings and matched his career high in strikeouts (2) at Georgia State (April 1).

2021 (Redshirt): Sat out the 2021 season as a medical redshirt.

High School: Lettered four years in football and baseball at Madison County HS in Huntsville, Alabama ... Helped the Tigers to a quarterfinal appearance in football his senior season.

Personal: Full name is Austin Garrett Mills ... Born May 9, 2002, in Huntsville, Ala. ... The youngest of three children to Vic and Angela Mills ... Has one older sister, Abbie, and one older brother, Adam ... Majoring in business.

CAREER HIGHS

INNINGS PITCHED: 1.2 innings at Georgia State (4/1/22)
LONGEST START: None
SHORTEST START: None
WALKS ALLOWED: 1, six times, last at Alabama State (4/12/22)
STRIKEOUTS: 2, twice, last at Georgia State (4/1/22)
HITS ALLOWED: 4 at Georgia State (4/1/22)
HOME RUNS ALLOWED: 2 at Georgia State (4/1/22)
RUNS ALLOWED: 4 at Georgia State (4/1/22)
EARNED RUNS: 4 at Georgia State (4/1/22)

Year	ERA	W-L	APP	GS	CG	SHO	SV	IP	H	R	ER	BB	SO	2B	3B	HR	WP	HBP	BK
2022	6.75	1-0	10	0	0	0/1	0	8.0	13	6	6	6	8	3	0	2	1	0	0
Totals	6.75	1-0	10	0	0	0/1	0	8.0	13	6	6	6	8	3	0	2	1	0	0



Jake Glenn

RHP • R/R

6-0 • 200

R-Jr.-1L

Huntsville, Ala.

Madison County HS

39

2022 (Redshirt Junior): Made three relief appearances in 2022 ... Did not allow a run, and allowed just one hit while striking out three and issuing five walks in 2 2/3 innings pitched ... Made his Jaguar debut against Middle Tennessee (March 5) ... Tossed a career-high two scoreless relief innings at Texas State (April 29).

Junior College: Lettered at Calhoun CC in Decatur, Ala., for two seasons ... Went 0-1 with three saves and a 4.85 ERA in 12 relief appearances in 2021 ... Recorded 19 strikeouts against two walks in 13 innings pitched ... Appeared in three games with two starts as a freshman in 2020 ... Recorded a 4.63 ERA with 10 strikeouts and 11 walks in 11 2/3 innings.

High School: Lettered at Madison County HS in Huntsville, Ala.

Personal: Full name is Jacob Coleman Glenn ... Born Jan. 13, 1999, in Huntsville, Ala. ... The first of two children to Rusty and Ginny Glenn

CAREER HIGHS

INNINGS PITCHED: 2.0 innings at Texas State (4/29/22)

LONGEST START: None

SHORTEST START: None

WALKS ALLOWED: 3 at Texas State (4/29/22)

STRIKEOUTS: 3 at Texas State (4/29/22)

HITS ALLOWED: 1 vs. Middle Tennessee (3/5/22)

HOME RUNS ALLOWED: None

RUNS ALLOWED: None

EARNED RUNS: None

Year	ERA	W-L	APP	GS	CG	SHO	SV	IP	H	R	ER	BB	SO	2B	3B	HR	WP	HBP	BK
2022	0.00	0-0	3	0	0	0/0	0	2.2	1	0	0	5	3	0	0	0	1	0	0
Totals	0.00	0-0	3	0	0	0/0	0	2.2	1	0	0	5	3	0	0	0	1	0	0



Logan Wash

LHP • L/L

5-10 • 190

Jr.-JC

Longwood, Fla.


Indian River (Fla.) State JC

40

Junior College: Appeared in 18 games with two starts as a sophomore at Indian River State JC in 2022 ... Finished 3-2 with one save and one complete game while posting a 3.90 ERA ... Recorded 71 strikeouts and issued 31 walks in 60 innings pitched ... Made 11 relief appearances and finished 1-1 with 14 strikeouts and 10 walks in 16 innings as a freshman in 2021.

High School: Lettered three years at Lake Brantley High School in Altamonte Springs, Fla. ... Helped the Patriots capture consecutive district championships.

Personal: Full name is Logan Tanner Wash ... Born Feb. 4, 2002, in Longwood, Fla. ... The second of two children to Steve Wash and Tana Keiser ... Has one older brother, Riley ... Brother, Riley, played baseball for two years at St. Johns River State (Fla.) JC, two years at Pittsburgh and one year at Central Florida.



Caden Homniok

RHP • R/R

6-1 • 210

R-So.-JC

Sweeny, Texas

Blinn (Texas) JC

41

2022 (Redshirt): Redshirted the 2022 season at South Alabama.

Junior College: Appeared in four games with three starts as a redshirt freshman in 2021 at Blinn (Texas) JC ... Finished 1-1 with a 2.77 ERA and 18 strikeouts against four walks in 13 innings pitched ... Played in 21 games as a freshman in 2020, but did not see action on the mound ... Batted .274 and ranked second on the team in hits (17), and third in runs scored (9) ... Also recorded one triple and eight RBIs ... Began his career at Texas A&M out of high school before transferring to BJC.

High School: Lettered at Sweeny High School in Sweeny, Texas ... Named 2017 Newcomer of the Year at SHS ... Named district MVP and earned all-state honors as a shortstop in 2018 and '19 ... also earned all-state honors as a pitcher in 2018.

Personal: Full name is Caden Wade Homniok ... Born Feb. 27, 2001, in Houston, Texas ... Has one older brother, Teel, and two younger sisters, Cassie and Caylie ... Majoring in sport management.



Caleb Hollis

RHP • R/R

6-2 • 245

R-Jr.-JC

Mission, Texas

Crowder (Mo.) JC

42

Junior College: Went 2-0 in four relief appearances, and recorded four strikeouts against five walks in six innings pitched as a sophomore in 2022 at Crowder Junior College in Neosha, Mo. ... Made nine appearances with two starts as a Covid freshman in 2021 ... Finished 4-0 with 25 strikeouts against seven walks in 14 innings pitched ... Helped the Roughriders to consecutive JUCO World Series appearances in 2021 and '22 ... Played his freshman season of 2020 at Southwestern University in Georgetown, Texas, where he made three appearances and struck out one in 1 1/3 innings.

High School: Lettered in football and baseball at McAllen Memorial High School in McAllen, Texas.

Personal: Full name is Caleb Reed Hollis ... Born March 16, 2001, in Mission, Texas ... The second of two children to Bill and Jenny Hollis ... Has one older brother, Jacob ... Grandfather, Butch Maples, played in the NFL as a linebacker for the Baltimore Colts in 1963 ... Majoring in Biomedical Sciences.



Eric Lin

RHP • R/R
 5-11 • 190
 So.-1L
 Algonquin, Ill.
 Huntley HS

43

2022 (Freshman): Appeared in 14 games with two starts ... Finished 2-2 with 26 strikeouts against 21 walks in 34 1/3 innings pitched ... Made nine appearances in Sun Belt Conference games with a pair of starts ... Did not allow a run in seven of his 14 appearances on the season ... Struck out 15 batters and issued 16 walks in 23 innings in SBC contests ... Struck out a career-high four batters at Jacksonville State (March 13) in 3 2/3 scoreless relief innings to earn his first collegiate win ... Recorded his second career win with 4 1/3 scoreless relief innings against at Troy (April 15) ... Tossed a career-high 4 2/3 innings pitched against Georgia Southern (April 23).

High School: Lettered at Huntley HS in Huntley, Ill., for two years ... 2021 Northwest Herald all-area selection.

Personal: Full name is Eric Nathan Lin ... Born Dec. 27, 2002, in Algonquin, Ill. ... The second of two children to Paul and Dorothy Lin ... Has one older brother, Daniel ... Majoring in nursing.

CAREER HIGHS

INNINGS PITCHED: 4.2 innings vs. Georgia Southern (4/23/22)
LONGEST START: 4.0 innings at Texas State (4/30/22)
SHORTEST START: 3.1 innings vs. Arkansas State (5/8/22)
WALKS ALLOWED: 5 at Troy (4/15/22)
STRIKEOUTS: 4 at Jacksonville State (3/13/22)
HITS ALLOWED: 6 at Texas State (4/30/22)
HOME RUNS ALLOWED: 2, twice, last at Coastal Carolina (5/21/22)
RUNS ALLOWED: 8 at Texas State (4/30/22)
EARNED RUNS: 8 at Texas State (4/30/22)

Year	ERA	W-L	APP	GS	CG	SHO	SV	IP	H	R	ER	BB	SO	2B	3B	HR	WP	HBP	BK
2022	5.24	2-2	14	2	0	0/1	0	34.1	33	20	20	21	26	1	1	5	1	3	2
Totals	5.24	2-2	14	2	0	0/1	0	34.1	33	20	20	21	26	1	1	5	1	3	2



Garfield Johns

LHP • L/L

6-0 • 215

Jr.-JC

Starke, Fla.


Santa Fe (Fla.) CC

45

Junior College: Appeared in 13 games with 12 starts as a sophomore in 2022 at Santa Fe CC in Gainesville, Fla. ... Finished 5-3 with one save and two complete games ... Recorded a 4.84 ERA with 58 strikeouts and 22 walks in 61 1/3 innings ... Made 13 relief appearances as a freshman in 2021 ... Struck out 18 batters against seven walks in 19 innings while posting a 1.89 ERA.

High School: Lettered four years in baseball at Keystone Heights High School in Keystone Heights, Fla. ... Earned first-team all-county honors as a senior in 2020 after posting a 1.00 ERA with 26 strikeouts in 14 innings pitched in the Covid-shortened season ... Named second-team all-county as a junior after recording a 1.58 ERA with 44 strikeouts in 35 innings pitched.

Personal: Full name is Garfield Matthew Johns ... Born Oct. 8, 2001, in Starke, Fla. ... The second of three children to Kevin Johns and Amie Oody ... Has one older sister, Grace, and one younger brother, Grady ... Majoring in sport management.



Leif Moore

RHP • R/R

5-9 • 200

R-Jr.-JC

Biloxi, Miss..

Pearl River (Miss.) CC

46

Junior College: Appeared in 14 games, 13 of which were starts, as a redshirt sophomore in 2022 ... Went 6-3 and tossed two complete games ... Posted a 4.53 ERA with 42 strikeouts against 22 walks in 45 2/3 innings pitched ... Helped PRCC capture the 2022 JUCO World Series title, and 2021 state championship ... Missed all of the 2021 season due to injury ... Played three seasons at Pearl River (Miss.) CC ... Went 2-0 with 0.67 ERA in three starts in the Covid-shortened 2020 season as a freshman ... Struck out 24 against two walks and five hits in 13 1/3 innings ... Combined to throw a no-hitter at Nunez, striking out 16 in six innings ... Named MACJC and NJCAA Pitcher of the Week following the no-hitter.

High School: Lettered five years in baseball at St. Martin High School in Ocean Springs, Miss. ... Sun Herald Boys Athlete of the Year, Sun Herald All-South Mississippi, Clarion-Ledger All-State Second Team and Crossroads Diamond Club All-Star selection as a senior ... Sun Herald All-South Mississippi selection as junior ... In 11 appearances as a senior, went 10-1 with a 0.90 ERA ... Threw 10 complete games and five shutouts ... Struck out 119 batters against 13 walks in 70 innings, allowing just nine earned runs.

Personal: Full name is Leif Everett Moore ... Born Sept. 29, 2000, in Ocean Springs, Miss. ... Son of the late Aaron Moore and Sabrina Wilkerson ... Has two younger brothers, Corban and Colton ... Father, Aaron, pitched at Mississippi Gulf Coast CC ... Majoring in business.



Sam Knowlton

RHP • R/R

6-8 • 255

R-Jr.-1L

Warrior, Ala.

Pensacola State (Fla.) JC



2022 (Redshirt): Missed the 2022 season due to an injury sustained during the fall.

2021 (Redshirt Sophomore): Made six relief appearances in his first year with the program ... Half of his appearances came in the postseason with two in the Sun Belt Conference Championship, and one in the NCAA Gainesville (Fla.) Regional against South Florida ... Combined for one shutout and did not allow an earned run in five innings pitched ... Recorded eight strikeouts against three walks while limiting opponents to a .111 batting average.

Junior College: Lettered two years at Pensacola State JC in Pensacola, Florida ... Went 1-1 in four appearances with three starts as a sophomore in 2020 ... Struck out eight batters and issued six walks in 8 1/3 innings pitched ... Made 13 appearances with nine starts as a freshman in 2019, and went 1-7 with a 10.95 ERA while striking out 37 batters against 41 walks in 35 1/3 innings pitched.

High School: Lettered four years in baseball and three years in basketball at Corner HS in Warrior, Alabama ... Holds the school record for most wins in a season ... Signed with Mississippi State out of high school ... 39th-round selection of the Cincinnati Reds in the 2018 MLB Draft.

Personal: Full name is Samuel Abbott Knowlton ... Born June 15, 2000, in Birmingham, Alabama ... The first of two children to Will and Jennifer Knowlton ... Has one younger brother, Daniel ... Father, Will, played football at Alabama ... Majoring in interdisciplinary studies.

CAREER HIGHS

INNINGS PITCHED: 1.0 innings, three times, last vs. Little Rock 5/27/21)

LONGEST START: None

SHORTEST START: None

WALKS ALLOWED: 2 at Northwestern State (2/28/21)

STRIKEOUTS: 3 vs. Southern (4/21/21)

HITS ALLOWED: 1, twice, last vs. Little Rock 5/27/22)

HOME RUNS ALLOWED: None

RUNS ALLOWED: 2 at Oral Roberts (2/27/21)

EARNED RUNS: None

Year	ERA	W-L	APP	GS	CG	SHO	SV	IP	H	R	ER	BB	SO	2B	3B	HR	WP	HBP	BK
2021	0.00	0-0	6	0	0	0/1	0	5.0	2	2	0	3	8	0	0	0	2	1	0
2022	Redshirted the 2022 season																		
Totals	0.00	0-0	6	0	0	0/1	0	5.0	2	2	0	3	8	0	0	0	2	1	0



Mason Smith

RHP • R/R

5-10 • 190

R-So.-JC

Laurel, Miss.

Pearl River (Miss.) CC

48

Junior College: Made six relief appearances as a redshirt freshman in 2022 at Pearl River (Miss.) CC ... Recorded six strikeouts against two walks in four innings pitched ... Helped PRCC capture the 2022 JUCO World Series title ... Redshirted the 2021 season.

High School: Lettered in baseball four years and football three years at at Northeast Jones High School in Laurel, Miss. ... Went 7-2 on the mound during prep career with 73 strikeouts in 46 1/3 innings ... Was 2-1 with 1.58 ERA with 33 strikeouts in 17 2/3 innings as a senior in the 2020 Covid-shortened year ... At the plate, hit .329 with seven doubles, 37 RBIs, 68 runs scored and 45 stolen bases in his prep career.

Personal: Full name is Mason James Smith ... Born Sept. 24, 2001, in Laurel, Miss. ... The second of two children to Ken and Mechelle Smith ... Has one older brother, Miles ... Brother, Miles, lettered three years as a pitcher at South Alabama ... Majoring in health sciences.



Rob Yates

RHP • R/R

6-4 • 220

R-Jr.-JC

Clarksville, Tenn.

Walters State (Tenn.) CC

49

Junior College: Appeared in eight games with three starts as a sophomore in 2021 at Walters State (Tenn.) CC ... Finished 1-0 with a 2.63 ERA and 18 strikeouts against seven walks in 13 2/3 innings pitched ... Played his freshman season of 2019 at Lawson State (Ala.) CC as a catcher.

High School: Lettered three years at Clarksville Academy in Clarksville, Tenn. ... Posted a 3.29 ERA en route to all-district honors as a junior ... Batted .309 with a .472 on-base percentage as a sophomore.

Personal: Full name is Robert Mitchell Yates ... Born May 13, 2000, in Clarksville, Tenn. ... The first of two children to Bob and Sue Ellen Yates ... Has one younger sister, Myrtle ... Father, Bob, played four years of football at Georgetown (Ky.) College ... Majoring in interdisciplinary studies.



Mark Calvi

Head Coach
13th Season as Head Coach
14th Overall Season at USA



Record at South Alabama
367-287 (.561) (12 seasons)

Career Record
SAME

COACHING EXPERIENCE

South Alabama (2012-present)
HEAD COACH

South Alabama (2011)
ASSOCIATE HEAD COACH / HEAD-COACH-IN-WAITING

South Carolina (2005-10)
ASSISTANT COACH, PITCHERS

Florida International (1994-2004)
ASSISTANT COACH, PITCHERS

The Calvi File

Birthdate: Nov. 5, 1968

Hometown: Marco Island, Fla.

High School: St. John Neumann Catholic, 1986

College: Nova Southeastern (Fla.), 1991

Family: wife, Kaylie; daughter, Taylor

Mark Calvi became the fifth head coach in South Alabama baseball history at the conclusion of the 2011 season after spending the year as associate head coach/head coach-in-waiting. Calvi has led the Jaguars to three Sun Belt Conference championships, one SBC Tournament title and four NCAA Regionals during his tenure at South Alabama.

In just his second season at the helm, Calvi led the Jags to their 14th SBC championship and 25th NCAA Regional appearance after recording the program's first 40-plus win season since 2003 and was named the 2013 Sun Belt Conference Coach of the Year and American Baseball Coaches Association (ABCA)/Diamond South Central Region Coach of the Year.

Seven Jags earned all-conference honors in 2013, and Jordan Patterson was named the SBC Player of the Year becoming just the sixth Jaguar in the program's history to earn the honor. Patterson and Kyle Bartsch also earned ABCA South/Central all-region honors. Bartsch, Patterson, Nolan Earley and Dylan Stamey were selected in the 2013 Major League Baseball First-Year Player Draft. Patterson (4th round, 109th pick) became South Alabama's then-highest draftee since Adam Lind was taken by the Toronto Blue Jays in the third round of the 2004 MLB Draft.

Calvi led USA to its 15th Sun Belt crown in 2015 en route to his second SBC Ron Maestri Coach of the Year award. He was also named the Large College Division-Division I Coach of the Year by the Alabama Baseball Coaches Association. Right-hander Kevin Hill was named the Sun Belt Conference Pitcher of the Year, and became the program's 27th All-American at the conclusion of the season. Center fielder Cole Billingsley was named first-team all-SBC, and received a 2015 American Baseball Coaches Association/Rawlings Division I Gold Glove Award as one of three outfielders named to the team. Right-hander Ben Taylor also earned first-team all-SBC honors as a relief pitcher, and was selected in the seventh round of the 2015 MLB Draft by the Boston Red Sox.

The Jags led the SBC in batting average (.285), on-base percentage (.376) and sacrifice flies (28). The South Alabama pitching staff led the conference in ERA (3.22), strikeouts (474), runs allowed (221), earned runs allowed (188) and home runs allowed (22). USA also led the Sun Belt with a .978 fielding percentage, which ranked tied for 10th nationally and broke the program's previous record of .972.

Calvi led the Jaguars to the program's 16th Sun Belt title and 26th NCAA Regional appearance in 2016, and closed the season ranked No. 26 in the final Collegiate Baseball poll. USA went 42-22 and advanced to the NCAA Tallahassee (Fla.) Regional final. The Jags also broke the school's single-season fielding percentage record for the second straight season with a league-leading mark of .979, which also ranked in the top 10 nationally. Calvi was named the 2016 Coach of the Year by the Alabama Baseball Coaches Association, the second time he has earned the honor at USA, following the season.

Hill was named the SBC Pitcher of the Year for the second consecutive season, and was also named the SBC Male Student-Athlete of the Year in addition to earning All-America honors from three different organizations as well as first-team all-region and first-team all-SBC accolades. Billingsley earned his second consecutive Rawlings Gold Glove Award in 2016, in addition to first-team all-SBC and second-team all-region honors after leading the league in stolen bases (31), which ranked 13th nationally, for the second straight year. Outfielder Travis Swaggerty was named a Louisville Slugger Freshman All-American by Collegiate Baseball, and Drew LaBounty earned first-team all-SBC honors at shortstop after leading the league and finishing sixth nationally in walks (59). Both Hill and Billingsley were selected in the 2016 MLB Draft.

In 2017, Calvi helped lead the Jaguars to the program's 12th Sun Belt Conference Tournament title and 27th NCAA Regional after finishing the season 40-21. USA went 22-8 in Sun Belt play before winning three straight games at the SBC Tournament in Statesboro, Ga. The Jags defeated host Georgia Southern in the championship game by rallying for three runs in the final two frames of the game, including an RBI walk-off single by Brendan Donovan in the bottom of the 10th inning, to clinch the championship. South Alabama finished the season ranked 26th in the final Collegiate Baseball poll. It marked the second straight year the Jags have won 40 or more games, and the 21st time the program has won 40-plus contests. Calvi was named the Alabama Baseball Coaches Association Division I Coach of the Year in 2017, marking the third consecutive year he earned the honor.

USA broke the program record for walks (373) in a season in '17, which ranked second nationally. The Jags ranked sixth nationally in runs scored (488) and on-base percentage (.415), seventh in runs per game (8.0), 11th in fielding percentage (.980), 14th in sacrifice flies (32) and home runs (78), and 15th in slugging percentage (.480). Defensively, the 2017 mark of .980 broke a single-season record at USA and ranked 11th nationally.

Jared Barnes and Travis Swaggerty earned All-America and all-region honors in 2017, and were also all-SBC selections along with Dylan Hardy, Drew LaBounty and Wells Davis. Barnes was selected in the eighth round of the 2017 MLB Draft by the Miami Marlins. Right-handed pitchers Randy Bell and Tyler Carr were named to the SBC all-tournament team, and Bell was also named to the NCAA Hattiesburg all-regional team. Bell was selected in the 10th round of the 2017 Major League Baseball Draft by the Seattle Mariners, while right-hander Matt Peacock was selected in the 23rd round by the Arizona Diamondbacks.

South Alabama finished third in the Sun Belt East Division in 2018, and advanced to the semifinals of the Sun Belt Tournament before being outed by eventual champion Coastal Carolina. USA led the league in fielding percentage (.983) in conference games, and finished with an overall fielding percentage of .978 in 57

COACHING STAFF

games. Offensively, the Jags ranked second in the league in walks (331) and home runs (54), and third in sacrifice flies (23), slugging percentage (.400), RBIs (348), total bases (768), on-base percentage (.378) and runs scored (383).

Hardy and Swaggerty were named first-team all-Sun Belt, while Carr, catcher Carter Perkins and third baseman Donovan were voted second-team all-Sun Belt. Swaggerty was selected in the first round (10th overall) of the 2018 MLB Draft by the Pittsburgh Pirates. Donovan was a seventh-round selection by the St. Louis Cardinals, Hardy was taken in the 13th round by the Boston Red Sox, right-hander Zach Greene was a 15th-round pick by the Miami Marlins, Carr was taken in the 31st round by the Philadelphia Phillies and LaBounty was a 40th-round selection by the Toronto Blue Jays.

In 2019, outfielder Ethan Wilson was named the Collegiate Baseball Co-Freshman of the Year, Sun Belt Conference Player of the Year and Freshman of the Year, First-Team All-America by Collegiate Baseball, First-Team Freshman All-America by Collegiate Baseball, Baseball America and the National Collegiate Baseball Writers Association, Third-Team All-America by Collegiate Baseball and the American Baseball Coaches Association/Rawlings, first-team all-central region and first-team all-Sun Belt Conference after breaking the program's freshman home run record with 17. Right-hander Zach Greene was also a first-team all-central region and first-team all-Sun Belt selection, and was taken in the eighth round of the 2019 MLB Draft by the New York Yankees.

The Jaguars captured the program's 17th Sun Belt Conference regular-season championship in 2021, the 14th SBC Tournament title and advanced to the NCAA postseason for the 28th time in school history. South Alabama competed in the NCAA Gainesville Regional, where it finished runner-up after falling to South Florida in a winner-take-all final.

Calvi was voted the Ron Maestri SBC Coach of the Year in 2021 - the third time he earned the honor - as well as the Alabama Baseball Coaches Association Division I Coach of the Year. Three Jaguars were selected in the 2021 MLB Draft: Ethan Wilson (2nd round, Philadelphia Phillies), Michael Sandle (10th round, Houston Astros) and Tyler Samaniego (15th round, Pittsburgh Pirates).

USA ranked third nationally in sacrifice bunts (57) in 2021, 13th in WHIP (1.23), 15th in fielding percentage (.980), ERA (3.63) and shutouts (6), and 17th in hits allowed per nine innings (7.62).

Right-hander Miles Smith was earned Southeast all-region honors from the American Baseball Coaches Association in 2021, and was voted the Sun Belt Conference Championship's Most Outstanding Player. Right-hander Jeremy Lee was named a Freshman All-American by Collegiate Baseball, as well as second-team all-SBC, and right-hander JoJo Booker was a second-team all-SBC selection last season after going 8-0 in 2021.

In his first season at South Alabama, Calvi led the Jaguars to their highest Sun Belt Conference Tournament seed (No. 4) since the 2006 season. USA closed the 2012 campaign with consecutive wins over Western Kentucky and Florida Atlantic to close the SBC Championship.

Three Jaguars received all-conference honors in 2012: Whitt Dorsey (1st team, DH), Jordan Patterson (2nd team, OF) and Jarron Cito (2nd team, RHP). It marked the first time since the 2007 season that South Alabama placed three or more student-athletes on the all-conference team. Cito became the first Jaguar pitcher to earn all-conference honors since P.J. Walters in 2006.

The USA pitching staff increased its strikeout total by 70 (435) in 2012 – the highest team total since 2008 (427). South Alabama's 13 team saves were the most by a Jaguar staff since 2003 (15).

Calvi came to South Alabama from South Carolina, where he served as pitching coach for six seasons. In 2010, Calvi's Gamecock pitching staff led USC to the national championship, ranking in the top 10 in earned run average (seventh, 3.45), strikeouts (sixth, 8.9) and hits allowed per nine innings (third, 7.48), after posting a 2.15 ERA in seven College World Series contests, which was nearly a point lower than the next best team in Omaha. The Gamecocks led the Southeastern Conference in ERA and innings pitched, but also allowed the fewest hits in the conference.

Calvi was named the recipient of the Eighth Annual Pitching Coach of the Year Award by Collegiate Baseball in September 2010 for his efforts in helping lead the Gamecocks to the national title.

CALVI VS. ALL OPPONENTS

Alabama	2-9
Alabama A&M	1-0
Alabama State	13-3
Appalachian State	16-5
Arkansas	3-4
Arkansas State	19-15
Auburn	3-7
Baylor	0-3
Brown	4-0
Campbell	2-1
Central Arkansas	0-1
Central Florida	0-1
Cincinnati	1-0
Clemson	1-2
Coastal Carolina	7-14
College of Charleston	1-5
Columbia	2-0
Eastern Kentucky	0-2
Eastern Illinois	3-0
Evansville	4-2
Florida Atlantic	2-5
FIU	5-2
Florida	1-0
Florida State	0-2
Georgia	1-0
Georgia Southern	15-14
Georgia State	19-8
Gonzaga	2-1
Hartford	3-0
Indiana	0-2
Iowa	0-1
Jackson State	2-1
Jacksonville State	13-5
James Madison	2-1
Kansas State	1-0
Little Rock	20-10
Louisiana	16-21
LSU	1-5
Maryland	0-1
Mercer	1-0
Miami	1-1
Middle Tennessee	8-7
Mississippi State	3-9
Nebraska	0-3
New Orleans	16-5
Nicholls	5-5
North Florida	2-4
Northwestern State	4-0
Oklahoma	1-0
Oral Roberts	2-2
Pepperdine	0-1
Radford	1-0
Rhode Island	3-0
Sacred Heart	3-0
Samford	1-2
Seton Hall	0-1
Siena	2-0
South Florida	1-1
Southeast Missouri	1-2
Southeastern Louisiana	5-13
Southern	5-1
Southern Illinois	3-0
Southern Miss	15-13
Stephen F. Austin	4-2
Tennessee Tech	4-3
Texas State	18-9
Texas Tech	0-4
Troy	22-19
Tulane	2-2
UAB	1-0
ULM	22-6
UT Arlington	14-11
UT-Martin	0-1
Vanderbilt	0-2
Virginia Tech	1-0
Western Kentucky	6-5

COACHING STAFF

In his career, which spans over 20 years at the collegiate level, including an 11-season stint at fellow Sun Belt Conference member Florida International, Calvi has worked with over 40 pitchers who have either been drafted or signed with Major League Baseball teams – that includes seven who have reached the majors - along with position players Jackie Bradley Jr. and Christian Walker.

In three of his six seasons at USC, Calvi's pitching staffs finished with an ERA of below 4.00, and ranked in the top five in the SEC in the category four times during that stretch.

The Gamecocks ranked in the top 50 in ERA four times during Calvi's six seasons, and also finished in the top 50 in hits allowed and strikeouts per nine innings each of his last three seasons.

During Calvi's six seasons with the program, the Gamecocks reached an NCAA Regional every year, advanced to three Super Regionals and claimed the 2010 CWS title. USC posted an overall record of 262-140 (.668) during his tenure there. Additionally, three of his hurlers earned Freshman All-America honors while Blake Cooper, who Calvi helped end the year second in the country in wins (13) and 10th in strikeouts (126), was voted to multiple All-America squads in 2010.

Prior to joining the staff at South Carolina, Calvi was an assistant at FIU for 11 years. During his time with the Golden Panthers, they advanced to an NCAA Regional seven times while moving on to the 2001 Super Regional. His staff led the country in ERA in 1995 (2.40) – FIU's 16 shutouts that spring are tied for the sixth-highest total in NCAA history – and '99 (3.07), and in 1998 the Golden Panthers' 675 strikeouts were tops in the nation. Calvi's unit recorded an ERA that finished in the top 10 in the NCAA five times.

His efforts in Miami helped Joseph Burns pace the nation with a 1.20 ERA during the 1995 campaign, while a year later Evan Thomas led the country with 220 strikeouts – the latter is the fourth-highest figure ever in the NCAA. In all, Calvi produced eight All-Americans and 13 all-conference selections with the Golden Panthers.

Calvi was a three-year letterwinner as a catcher at Nova Southeastern, and after he earned his bachelor's degree in secondary education, he signed a professional contract with the Seattle Mariners. Following a season in which he helped his team win the Northwest League championship, he worked for a year as a scout for the Mariners.

A native of Marco Island, Florida, Calvi and his wife Kaylie have one daughter, Taylor.

Major League Draft Picks At South Alabama Under Calvi

2011

Brent Tanner, Catcher - Chicago White Sox (32nd Round)

2013

Kyle Bartsch, LHP - Kansas City Royals (7th Round)

Nolan Earley, OF - Chicago White Sox (22nd Round)

Jordan Patterson, OF - Colorado Rockies (4th Round)

Dylan Stamey, RHP - Colorado Rockies (14th Round)

2014

Locke St. John, LHP - Detroit Tigers (32nd Round)

2015

Ben Taylor, RHP - Boston Red Sox (7th Round)

2016

Cole Billingsley, OF - Baltimore Orioles (19th Round)

Kevin Hill, RHP - Houston Astros (25th Round)

2017

Jared Barnes, Catcher - Miami Marlins (8th Round)

Randy Bell, RHP - Seattle Mariners (10th Round)

Matt Peacock, RHP - Arizona Diamondbacks (23rd Round)

2018

Tyler Carr, RHP - Philadelphia Phillies (31st Round)

Brendan Donovan, IF - St. Louis Cardinals (7th Round)

Zach Greene, RHP - Miami Marlins (15th Round)

Dylan Hardy, OF - Boston Red Sox (13th Round)

Travis Swaggerty, OF - Pittsburgh Pirates (1st Round)

2019

Zach Greene, RHP - New York Yankees (8th Round)

2021

Tyler Samaniego, LHP - Pittsburgh Pirates (15th Round)

Michael Sandle, OF - Houston Astros (10th Round)

Ethan Wilson, OF - Philadelphia Phillies (2nd Round)

2023

Sam Knowlton, RHP - Arizona Diamondbacks (12th Round)

Colson Lawrence, RHP - Miami Marlins (13th Round)

Jeremy Lee, RHP - Minnesota Twins (13th Round)W

- ***Bold Italics*** denotes played in the major leagues.



Brad Phillips

Assistant Coach
Pitchers
Fifth Season



Brad Phillips joined the Jaguar program for the 2019 season after spending the previous eight seasons at Troy. During his tenure with the Trojans, Phillips coached two Sun Belt Conference Pitcher of the Year recipients, one Sun Belt Freshman of the Year and one Sun Belt Newcomer of the Year. In 2021, he was named the Alabama Baseball Coaches Association Division I Assistant Coach of the Year.

In his first year with the Jaguar program, right-hander Zach Greene broke the school's single-season saves record with 13 saves in 2019. Greene was named Second-Team All-America by the National Collegiate Baseball Writers Association/Rawlings, and was Third-Team All-America by D1Baseball. Green earned First-Team All-Central Region and first-team all-Sun Belt Conference honors before being selected in the eighth round of the 2019 Major League Baseball Draft by the New York Yankees.

The Jaguar pitching staff led the Sun Belt in fewest earned runs allowed (264), and ranked second in the league in saves (17), fewest runs (304) and fewest hits (485) allowed. Right-hander Drake Nightengale led the Sun Belt in opposing batting average (.196), and ranked fourth in ERA (3.52) and strikeouts (91). He anked 12th in the league in strikeouts (47) and opposing batting average (.239) in Sun Belt contests, and was named the Sun Belt Pitcher of the Week on three occasions. Nightengale signed as an undrafted free agent with the New York Mets following the 2020 season.

In 2021, South Alabama ranked 13th nationally in WHIP (1.23), 15th in ERA (3.63) and shutouts (6), and 17th in hits allowed per nine innings (7.62). Right-hander Jeremy Lee was named a Freshman All-American by Collegiate Baseball, and second-team all-SBC along with right-hander JoJo Booker. Right-hander Miles Smith was named all-Southeast region by the American Baseball Coaches Association, along with being voted the SBC Championship Most Valuable Player.

Left-hander Tyler Samaniego, who ranked tied for fifth in the SBC in saves with seven, was selected in the 15th round of the 2021 MLB Draft by the Pittsburgh Pirates.

In 2022, right-hander Matt Boswell signed a professional contract with the San Diego Padres.

In 2018 under Phillips, the Troy pitching staff led the Sun Belt in ERA (3.90), runs allowed (280), earned runs allowed (241) and innings pitched, ranked second in the league in strikeouts (524), saves (15), opposing batting average (.248) and wins (42). Trojan pitchers combined for six shutouts in 2018, which ranked 20th nationally.

In conference contests in 2018, Troy led the league in ERA (3.53), runs allowed (121) and earned runs allowed (104), ranked second in wins (19) and fewest wild pitches (16), and third in sacrifice flies allowed (11) and fewest hit batters (23). Phillips helped guide the Trojans to 42 wins and an NCAA Regional appearance in '18 at the Athens (Ga.) Regional.

The Trojans ranked second in the Sun Belt in saves (18) and walks allowed (191) in 2017, and third in earned runs allowed (234). Right-hander Andrew Crane led the Sun Belt in ERA (1.47), while right-handed closer Marc Skinner ranked second in the league in saves (12).

The Troy pitching staff ranked third in the SBC in ERA (3.79) in 2016, earning Phillips the Alabama Baseball Coaches Association Assistant Coach of the Year award. In 2013, the Trojan pitching staff ranked fifth nationally in strikeouts per nine innings (8.6), and posted a staff ERA of 3.82, which was the second-best mark in the Sun Belt and over two runs better than the previous season.

Phillips joined the Troy staff in 2010 after serving as head coach at both Niceville (Fla.) High School and Charles Henderson (Ala.) High School, and helped lead CHHS to four straight Alabama High School Athletic Association playoff appearances, including a 5A state championship appearance in 2008, and was named the AHSAA Class 5A Region 2 Coach of the Year four consecutive times as well as the Dothan Eagle Super 12 Coach of the Year in 2008. He helped NHS to back-to-back playoff appearances during his tenure there, and was named the 2009 Northwest Daily News Coach of the Year.

The Hazel Green, Ala., native played collegiately at Gadsden State (Ala.) Community College and the University of Montevallo before earning his degree at Troy in 2004. He also served as a volunteer assistant at Troy in the 2003-04 seasons.

Phillips is married to the former Peyton Marsh of Madison, Alabama. The couple, has one daughter, Piper Belle, and one son, Scout.

COACHING EXPERIENCE

South Alabama (2019-Present)
Assistant Coach

Troy (2011-18)
Assistant Coach

Niceville (Fla.) HS (2009-10)
Head Coach

Charles Henderson (Ala.) HS (2005-08)
Head Coach

Troy (2003-04)
Volunteer Assistant

Hazel Green (Ala.) HS (2002)
Assistant Coach

The Phillips File

Birthday: July 2, 1979

Hometown: Hazel Green, Ala.

High School: Hazel Green HS

College: Troy, 2004

Family: wife, Peyton; son, Scout; daughter, Piper Belle



Nick Magnifico

Assistant Coach
Hitters / Outfield
Third Season



Nick Magnifico joined the Jaguar baseball staff as hitting coach and recruiting coordinator in October 2020 after serving in the same role the previous season at Southern Illinois.

In 2021, South Alabama ranked third nationally in sacrifice bunts (55), and 15th in fielding percentage (.980). The Jags finished tied for second in the SBC in RBIs (292), and ranked third in runs scored (317).

Left fielder Ethan Wilson, a 2021 all-SBC selection, was selected in the second round of the 2021 Major League Baseball Draft by the Philadelphia Phillies, and center fielder Michael Sandle was a 10th-round pick by the Houston Astros.

In Magnifico's only season at SIU, the Salukis led the Missouri Valley Conference in batting average, hits, walks, doubles, on-base percentage and stolen bases. The Salukis ranked among the national leaders in stolen bases (fourth), walks (14th), doubles (16th) and hits (17th).

Defensively, SIU led the MVC in fielding percentage and double plays. The Salukis turned 18 double plays in 18 games, which ranked ninth nationally.

After the 2020 season, SIU was named the MVC's most surprising team by D1Baseball. Magnifico coached Ian Walters, who was one of the nation's best hitters in 2020, ranking second in the country in hits. Walters led the MVC in hits, doubles, stolen bases, assists and on-base percentage. Magnifico also coached Evan Martin, who was named a Freshman All-American by Collegiate Baseball, the program's first outfielder to earn Freshman All-America honors since 2007.

Magnifico also led SIU's recruiting efforts that resulted in the nation's No. 10-ranked junior college recruiting class by Baseball America.

In Magnifico's first season at Corpus Christi in 2018, he helped lead the Islanders to their first winning record in five years. After TAMCC was at least 10 games under .500 in both 2016 and 2017, Magnifico helped the Islanders to back-to-back 30-win seasons in 2018 and 2019. In his first season, Magnifico's offense led the Southland Conference in batting average, runs, hits and RBIs. Five of his offensive players earned All-Conference honors, which led the league. In addition to TAMCC leading the league in team hitting, Itchy Burts took home the league's individual batting title.

Coaching at Central Missouri in 2017, Magnifico's offense led the league in total bases, slugging, OBP and stolen bases. In a 32-win season, Central Missouri hit .313 with 106 doubles, 25 triples, and 53 home runs while averaging 7.6 runs per game. Seven of his players earned All-Conference honors, which led the league.

Magnifico began his collegiate coaching career at Heartland Community College in 2016. HCC went 43-15 and won a conference championship behind a powerful offense that ranked in the top-10 nationally in batting average, slugging percentage, on-base percentage, runs, doubles, triples, home runs, RBIs and stolen bases. The team featured two MLB Draft picks, two All-Americans and four all-conference players coached by Magnifico.

A native of Lexington, Mo., Magnifico played collegiately at John Wood Community College as a shortstop and team captain before transferring to Missouri State, where he graduated with a bachelor's degree in Kinesiology in 2011.

COACHING EXPERIENCE

South Alabama (2021-present)
Assistant Coach / Recruiting Coordinator

Southern Illinois (2019-20)
Assistant Coach / Recruiting Coordinator

Texas A&M - Corpus Christi (2017-19)
ASSISTANT COACH

Central Missouri (2016-17)
ASSISTANT COACH

Heartland CC (2015-16)
ASSISTANT COACH

The Magnifico File

Birthday: October 6, 1987

Hometown: Lexington, Mo.

College: Missouri State, 2011



Corley Reynolds

Assistant Coach
Hitters / Infield
First Season



Corley Reynolds joined the South Alabama staff in a full-time role for the 2023 season.

Reynolds, who served as the Jaguar first-base coach for the 2021-22 seasons, played collegiately at Young Harris College as a shortstop from 2017-19 where he helped lead the program to its first-ever Peach Conference tournament title in 2019 along with an NCAA regional appearance. Prior to Young Harris, Reynolds lettered at East Mississippi Community College where he was a member of the program's 2015 regional team. He prepped at Pascagoula High School in Pascagoula, Miss., and helped PHS capture the 2014 state championship.

Reynolds began his coaching career at Southwest Mississippi Community College, and served there from 2019-20 as infield coach while also assisting hitters and recruiting. He served as a graduate assistant at South Alabama in the 2021 and '22 seasons, and handled first base coaching duties. Reynolds received his bachelor's degree in economics from Young Harris, and earned his master's degree in sports management from South Alabama in 2022.

COACHING EXPERIENCE

South Alabama (2023)
Assistant Coach

South Alabama (2021-22)
Graduate Assistant / First Base Coach

Southwest Mississippi CC (2019-20)
Assistant Coach

The Reynolds File

Hometown: Pascagoula, Miss.
College: Young Harris, 2019



Joey Jones

Director of Operations

Fourth Season

COACHING EXPERIENCE

South Alabama (2020-present)
Director of Operations

The Jones File

Birthday: May 12, 1994

Hometown: Trussville, Ala.

High School: Hewitt-Trussville, 2012

College: South Alabama, 2016

Joey Jones was named the Director of Operations for Jaguar baseball in August 2019.

Jones lettered three years for the Jaguars from 2015-17, and helped lead the program to consecutive NCAA Regional appearances (2016-17) as well as two Sun Belt Conference championships (2015-16) and one Sun Belt Conference Tournament title (2017).

Prior to his playing career at South Alabama, the Trussville, Ala., native lettered two years at Lawson State (Ala.) Community College in Birmingham, Ala. Jones also served as a graduate assistant for two seasons at USA (2018-19) before being named Director of Operations.

He earned a bachelor's degree in sport management from South Alabama in 2016, and received a master's degree in sport management from USA in 2018.



Jon Arvelo

Certified Athletic Trainer
First Season

ATHLETIC TRAINING EXPERIENCE

South Alabama (2019-present)
Certified Athletic Trainer

Radford (2016-19)
Certified Athletic Trainer, Men's Soccer, Lacrosse & Track and Field

Saint Leo University (2008-15)
Certified Athletic Trainer, Soccer, Golf, Basketball & Swimming

Jon Arvelo was hired as one of the University of South Alabama's Assistant Athletic Trainers in the summer of 2019.

He is currently the athletic trainer for the Jaguar baseball team and is the insurance coordinator for the Sports Medicine Department.

Prior to his arrival at USA, he worked as an assistant athletic trainer at Radford University in Virginia, a member of the Big South Conference from 2016 until 2019. He worked primarily with the Highlanders' men's soccer and women's lacrosse teams, and previously worked with women's track & field.

Before Radford, Arvelo was an assistant athletic trainer at Saint Leo University from 2008 until 2015. He worked specifically with men's soccer, softball, women's golf, women's basketball, and men's and women's swimming during his time there.

Arvelo received his bachelor of science degree from the University of Florida in 2004, where he studied Exercise and Sports Science/Athletic Training. As an undergraduate, he worked as a student athletic trainer where he assisted with the Gators' nationally-ranked football team as well as the men's tennis and swimming and diving squads. Arvelo also performed an internship at P.K. Yonge High School in Gainesville, Fla., in 2004-05.

He went on to obtain a Master of Public Health degree from the University of North Florida in 2007, where he worked as a graduate assistant/intern from 2005-08 assisting in the daily prevention of injuries with men's soccer, softball and men's/women's tennis teams.

Arvelo held a seasonal athletic trainer role at Baptist Occupational Health Center in 2008 after completing his master's.

Arvelo is a member of the National Athletic Trainers Association, Mid Atlantic Athletic Trainers Association and Southeastern Athletic Trainers Association. He holds certifications in Graston Technique, National Board of Certification for Athletic Trainers, CPR/AED for the Healthcare Providers, and licensed in the Alabama Board of Athletic Trainers.



Chase Barber

Assistant Strength & Conditioning

First Season

Chase Barber joined the Jaguar Strength and Conditioning Staff in August 2022 as the Director of Athletic Performance for Baseball and Golf.

He joins the South Alabama staff after spending two years at Missouri State University as an assistant strength and condition coach. While at Missouri State, he primarily worked with baseball, softball, volleyball and men's soccer. He also oversaw all other Olympic sports teams and the strength and conditioning department. He was a part of six Missouri Valley Conference Championships.

Prior to his time at MSU, Barber spent a year-and-a-half as a graduate assistant strength and conditioning coach at Texas Christian University where he primarily worked with beach volleyball, baseball and football. He also spent time as a strength and conditioning intern at TCU, University of Kansas and Huntingdon College.

Barber earned his Bachelor of Education in Exercise Science from Auburn University at Montgomery. Barber is currently a Certified Strength & Conditioning Coach (CSCS) through the NSCA and holds a USAW Level 1 certification. Barber and his wife Lauren have a little girl, Halle Rae.



President Jo Bonner

Alabama, 1982

Jo Bonner is the fourth president of the University of South Alabama.

Previously, he served as chief of staff to Alabama Gov. Kay Ivey. He joined the Ivey Administration in December 2018, as the governor's senior advisor. Before joining the governor's office, he served as Vice Chancellor for Economic Development at The University of Alabama System from 2013 to 2018. During his final year at UAS, he was an executive on loan, serving as Interim Executive Director of the Tuscaloosa County Industrial Development Authority.

For more than a decade, he represented Alabama's First District in the U.S. House of Representatives. He was first elected to the 108th Congress in November 2002 and was reelected to five additional terms. As a student at The University of Alabama, he worked on Capitol Hill as an intern for Congressman Jack Edwards. After graduation, he returned to Washington as press secretary and later chief of staff to Congressman Sonny Callahan.

In Congress, he earned a reputation as a respected and influential voice of reason in both Alabama and Washington. He was a member of the House Appropriations Committee, where he served on three key subcommittees, as well as the House Ethics Committee. Widely respected on both sides of the aisle, he was selected by House Speaker John Boehner to serve as chairman of Ethics during the 112th Congress. His crowning Congressional accomplishment came in 2012 when Airbus announced plans to build their first U.S. Final Assembly Line in Mobile. Over the years, Congressman Bonner developed friendships and strategic partnerships with the top corporate leaders at Airbus, one of the world's largest aerospace and defense companies. The Airbus project has resulted in more than \$1 billion being invested in Alabama, creating thousands of new jobs in the aerospace industry and putting Mobile on track to become the fourth largest commercial aviation city in the world.

President Bonner has received numerous awards and honors, including a 2020 induction into the Alabama Academy of Honor; the Academy is the state's premiere recognition of 100 living Alabamians for their outstanding accomplishments and service. In 2016, the Business Council of Alabama (BCA) created the inaugural "Congressman Jo Bonner Spirit of Leadership Award" and honored Bonner as its first recipient. In 2013, he received the Distinguished Public Service Award, the highest honor the U.S. Navy bestows on a civilian. He also received the 2012 "Governor Bob Riley Building a Better Alabama Award" by the BCA.

Bonner earned a B.A. degree in Journalism from The University of Alabama in 1982. He is married to the former Janée Lambert, of Mobile, and they are the parents of a daughter, Lee, and a son, Robins.



Joel Erdmann, PH.D.

**Director of Athletics
South Dakota State '86
14th season**

Now entering his 14th year as Director of Athletics, Dr. Joel Erdmann has presided over one of the most successful eras in the University of South Alabama's history. Such success follows hard work and an atmosphere of excellence inspired by the Erdmann motto and department's core values, "graduation, citizenship, championships."

Over the past decade-plus, Erdmann's impact includes: milestone records both on the field and in the classroom by student-athletes, the beginning of an NCAA Division I FBS football program, new construction and/or renovation in every sport/facility, unprecedented fundraising, understanding and supporting student-athletes' name, image and likeness (NIL) rights and opportunities, and the hiring of championship-driven team of coaches as well as a stellar team of administrative professionals and staff.

Erdmann's championship mindset lead to the department's best-ever Academic Progress Rate scores and GPA in the history of Jaguar Athletics and the Sun Belt Conference All-Sports Championship Vic Bubas Cups five times in the last seven years.

Over the course of his career in intercollegiate athletics, Erdmann's expertise has been called upon for service in leadership and advisory roles within universities, conferences, the NCAA, and in communities to advance the future of sports for women and men. Erdmann currently serves as the Sun Belt Conference representative on the board of the LEAD1 Association.

Over the past 24 years in athletic administration, Erdmann has been entrusted to serve on both football and baseball championship selection committees. In baseball, Erdmann served a four-year term on the prestigious NCAA Division I Baseball Championship Committee where he served as Chairman of the Championship Selection Committee for the 2016 College World Series. As chair, his leadership responsibilities include oversight of the process to select and seed the best championship field of teams and provide the best experience for student-athletes, coaches, and fans for the NCAA DI Championship Baseball Tournament in Omaha.

In football, Erdmann joined a select group of Athletic Directors in 2017 who completed a mock selection exercise for the College Football Playoff Committee. During the 2006-07 academic year, Erdmann served on the NCAA Division II Football Championship Committee and he co-chaired the NCAA Division II Football Southeast Region Advisory Committee.

With an eye toward the future, Erdmann understands students, coaches and communities often define themselves by the places and spaces they gather. Creating a vibrant interactive game-day atmosphere for fans and a meaningful, competitive experience for student-athletes is an Erdmann hallmark for sustained success and a foundation for growth. Erdmann's tenure at the University of South Alabama has touched every aspect of brick and mortar making up Jaguar Athletics. Taking into account his experiences in the construction and renovation of numerous facilities including the new Hancock Whitney Stadium, Erdmann recognizes the unique challenges in maintaining or constructing sports venues from funding and financing, development and planning, design, architecture, engineering and systems integration, and operations and maintenance for these venues.

The list of new construction, renovations and improvements is a point of pride among the entire department, its coaches and student-athletes which include:

- Athletics, Hancock Whitney Stadium — construction of 25,000-seat football stadium located on the west side of campus that includes a state-of-the-art video board and sound system, an end-zone terrace and 18-seat suites, with a four-story administration building located behind the North end zone;
- Athletics, Jaguar Training Center — construction of covered practice facility;
- Athletics, HKS Weight Room — enhancements/renovations to 4,000-plus square foot area;
- Football, Fieldhouse — enhancements and updates to the locker room, player/coach meeting rooms and lounge;
- Baseball — construction of new Jon Lieber Clubhouse; renovated Luis Gonzalez Hitting Facility; 16' x 35' videoboard, outfield wall and bullpens, outfield decks for alumni/fans, field renovations, recognition Ring of Honor, signage and flags to building façade, parking and lighting enhancements, pre/post-game entertainment areas;
- Softball — 15' x 28' videoboard, stadium grandstand, dugouts and press box, covered hitting facility, outfield decks, field renovations, parking and lighting enhancements, pre/post-game entertainment areas;
- Men's & Women's Basketball — new videoboard and lighting installed in Mitchell Center prior to 2019-20 season; team suites, lounges and locker rooms; construction set to begin on new weight room in Fall 2021
- Soccer — field upgrades, covered player benches & fan grandstand, press box, pre/post-game entertainment areas;
- Track and Field/Cross Country — new track surface installed in 2018; locker rooms, coaches' offices, lounge, track facility enhancements including press box, spectator terraces, scoreboard and restroom facilities;
- Men's & Women's Golf — construction of practice facility at the Magnolia Grove Golf Course, team suites, office space, locker rooms, indoor hitting bay and putting studio;
- Men's & Women's Tennis — team suite, office space, lounge and locker rooms; and
- Volleyball — locker rooms, team suite, lounge and coaches offices, enhancement to playing venue, scoreboard, seating and speaker system.

The Erdmann File

Born: June 23, 1963, in Bismarck, N.D.

Education:

South Dakota State '86, bachelor's degree in education

South Alabama '92, master's degree in physical education

Florida State '95, doctorate degree in sports management/athletic administration

Collegiate Playing Experience: Four years, baseball, South Dakota State

Coaching Experience: Milbank (S.D.) American Legion — head coach, 1983-84; Brookings (S.D.) American Legion — assistant coach 1985-86; Tokay (Calif.) High — assistant coach 1986-87; Pacific — assistant baseball coach, 1987-91; South Alabama — graduate assistant baseball coach, 1992; South Alabama — volunteer assistant baseball coach, 1996-97

Teaching Experience: Morada (Calif.) Middle School — 1987-91; South Alabama — graduate teaching assistant, 1991-92; Florida State — graduate teaching assistant, 1992-95; South Alabama — assistant/associate professor HPELS, 1995-02

Administrative Experience:

South Alabama — assistant to the athletic director, 1997-00

South Alabama — executive director, Jaguar Athletic Club, 2001-02

North Alabama — athletic director, 2002-07

Southeastern Louisiana — athletic director, 2007-09

South Alabama — athletic director, 2009-

Family: Wife, Tina

South Alabama Athletics

While the University of South Alabama first opened its doors in 1963, the school did not start supporting varsity athletics until the baseball team first took the field in 1965. Since then, Jaguar Athletics has grown to support 17 programs that — beginning in 2013 after a two-year transition to the NCAA Division I-A/Football Bowl Subdivision level — all compete in the Sun Belt Conference. USA Athletics currently sponsors the following sports:

Baseball (1965)
Men's Basketball (1968-69)
Women's Basketball (1974-75)
Football (2009)
Men's Cross Country (1976)
Women's Cross Country (1983)
Men's Golf (1966-67)
Women's Golf (1985-86)
Men's Indoor Track & Field
Women's Indoor Track & Field
Men's Outdoor Track & Field (1967)
Women's Outdoor Track & Field (1975)
Women's Soccer (1994)
Softball (2007)
Men's Tennis (1965-66)
Women's Tennis (1976)
Volleyball (1974)

And once sponsored:
Men's Soccer (1978-98)

The only charter member of the league who has competed in the conference every season since its inception in 1976, the school claimed the Vic Bubas Cup — presented to the program that demonstrates excellence in the league's now 17 sports — 10 times in a 13-year span beginning in 1988 and has earned the league's all-sports trophy on 15 occasions after accomplishing the feat in five of the last seven years. No school in league history has received the award more than USA.

Jaguar teams have earned 121 league titles — regular season and tournament — in that time. Since winning its first team championship in baseball in the spring of 1978, USA has gone on to pick up titles at least once in each of the following sports: men's basketball, women's basketball, men's cross country, women's cross country, men's golf, women's golf, men's indoor track & field, women's indoor track & field, women's outdoor track & field, men's soccer (which was discontinued in 1998), women's soccer, softball, men's tennis and women's tennis. The school has also had coaches selected the Sun Belt Conference Coach of the Year on 81 occasions.

When the league celebrated its 30th anniversary in 2006, 76 former student-athletes were voted to the All-Time Team in their sport including four — František Babej (men's tennis), Estelle Gevers (women's tennis), Luis Gonzalez (baseball) and Heath Slocum (men's golf) — who were selected the All-Time Athlete. And, Steve Kittrell was chosen the All-Time Coach in baseball as well.

Highlighted by a pair of track and field athletes who have won NCAA titles (David Kimani claimed the cross country championship, and the 3,000- and 5,000-meter outdoor races during the 1999-00 academic year; Vincent Rono was the 2006 outdoor national champion in the 1,500 meters), USA teams have appeared in 89 NCAA Championship events in that time, while individuals have qualified for NCAA postseason action on 279 occasions.

Overall, USA student-athletes have earned All-America recognition 122 times in their sports.

Breakdown by sport:

NCAA/Postseason Bowl Appearances (352 total — 88 team, 282 individual)

Team: Baseball (28), Men's Basketball (8), Women's Basketball (1), Football (3), Men's Golf (8), Women's Golf (1), Men's Soccer (2), Women's Soccer (8), Softball (5), Men's Tennis (12), Women's Tennis (12)

Individual: Men's Cross Country (13), Women's Cross Country (2), Men's Golf (17), Women's Golf (2), Men's Tennis (24), Women's Tennis (16), Men's Track and Field (117), Women's Track and Field (91)

All-Americans (122)

Baseball (32), Men's Basketball (12), Women's Basketball (9), Men's Cross Country (4), Football (3), Men's Golf (7), Men's Indoor Track & Field (5), Women's Indoor Track & Field (2), Men's Outdoor Track & Field (14), Women's Outdoor Track & Field (10), Men's Soccer (2), Women's Soccer (1), Softball (2), Men's Tennis (12), Women's Tennis (7)

Sun Belt Championships (121)

Baseball (19), Men's Basketball (9), Women's Basketball (5), Men's Cross Country (9), Women's Cross Country (4), Men's Golf (10), Women's Golf (2), Men's Indoor Track & Field (2), Women's Indoor Track & Field (1), Men's Outdoor Track & Field (2), Men's Soccer (4), Women's Soccer (13), Softball (3), Men's Tennis (19), Women's Tennis (19)

Sun Belt Coaches of the Year (81)

Baseball (10), Men's Basketball (6), Men's Cross Country (8), Women's Cross Country (4), Football (1), Men's Golf (9), Women's Golf (3), Men's Indoor Track & Field (2), Women's Indoor Track & Field (1), Women's Outdoor Track & Field (2), Men's Soccer (6), Women's Soccer (3), Softball (1), Men's Tennis (11), Women's Tennis (12), Volleyball (2)

Eddie Stanky

(1915-1999)

-Coached at USA for 14 seasons:
(1969-79, 1981-83)

-Second-winningest coach in Jaguar history
(490-195-2)

-Participated in three MLB World Series:
(1947, 1948, 1951)

-Four-time MLB All-Star:
(1947, 1948, 1950, 1951)

-Named Major League Manager of the Year
by *The Sporting News* in 1952.



STANKY FIELD

STANKY FIELD



YEAR-BY-YEAR RECORDS AT STANKY FIELD

1980.....	24-6
1981.....	24-9
1982.....	18-6
1983.....	25-10
1984.....	28-6
1985.....	14-12
1986.....	26-8
1987.....	21-9
1988.....	28-7
1989.....	27-9
1990.....	29-7
1991.....	25-9
1992.....	28-4
1993.....	15-8
1994.....	19-13
1995.....	20-7
1996.....	24-7
1997.....	19-5
1998.....	23-11
1999.....	21-5
2000.....	15-14
2001.....	31-3
2002.....	27-7
2003.....	27-4
2004.....	18-16
2005.....	17-11
2006.....	24-11
2007.....	23-11
2008.....	19-10
2009.....	14-13
2010.....	22-11
2011.....	19-11
2012.....	12-14
2013.....	23-8
2014.....	10-17
2015.....	21-9
2016.....	28-7
2017.....	18-6
2018.....	17-5
2019.....	20-10
2020.....	7-4
2021.....	17-7
2022.....	21-6
2022.....	15-16
Totals	923-379

In the summer of 2004, the University of South Alabama undertook a renovation campaign to make Stanky Field one of the most impressive facilities in the nation.

South Alabama dedicated the newly-renovated stadium, originally built in 1980, against perennial power Mississippi State on April 19, 2005, in front of 3,277 fans — the largest crowd of the year.

The new Stanky Field has one of the most impressive press boxes in the nation. Wireless internet access, as well as spacious work areas, can accommodate large numbers of media.

The second floor Stadium Club is a beautiful gathering place for South Alabama supporters. Air conditioned comfort, along with leather couches and chairs, make watching USA baseball a first-class experience. The USA Dugout Club hosts gatherings in the Stadium Club throughout the season.

Before the start of the 2011 season, Stanky Field took on further renovations with the addition of a new outfield wall, renovated dugouts and home plate collar. In addition to the new upgrades, the home and visitor bullpens were moved into foul territory down the outfield lines.



STANKY FIELD FACTS

Year Built: 1980 / Renovated 2004 & 2011

First Game: March 9, 1980

(Swept Alabama 7-4, 6-0)

Largest Crowd: 4,436

(April 22, 2009, 21-16 win over Alabama)

All-Time Record: 870-350 (.713)

Seating: 3,775

Dimensions:

Left – 330

Left-center – 375

Center – 400

Right-center – 375


Right – 330

Playing Surface:

Tifton grass and clay infield

TOP FIVE STANKY FIELD CROWDS

Attendance	Date	Opponent	Result
4,508	2/27/18	Auburn	L, 6-7
4,436	4/22/09	Alabama	W, 21-16
4,407	4/14/98	Alabama	L, 10-9
4,375	4/2/91	Florida State	W, 6-5
4,231	5/13/81	Miami (FL)	L, 3-0



STANKY FIELD STADIUM CLUB



The Stanky Field Stadium Club is a beautiful gathering place for South Alabama supporters. Air-conditioned comfort, along with leather couches, chairs and televisions, make watching USA baseball a first-class experience. The USA Dugout Club hosts gatherings in the Stadium Club throughout the season.



Display cases containing memorabilia of former head coaches Steve Kittrell (left) and Eddie Stanky (above) are also located in the stadium club in honor of their service and dedication to South Alabama baseball.




NEW JON LIEBER CLUBHOUSE



New Jon Lieber Clubhouse

The University of South Alabama Department of Athletics announced plans in December 2017 to pursue external funding to construct a new Jon Lieber Clubhouse.

The new facility was constructed parallel to the foul-ground fencing in left field, and doubled the square footage of the original Jon Lieber Clubhouse, which was officially dedicated on Feb. 4, 2005. The New Jon Lieber Clubhouse features an upgraded locker room, weight room, athletic training room, conference room and additional office space.



LUIS GONZALEZ INDOOR HITTING FACILITY



In the summer of 2000, the finishing touches were put into place for South Alabama's beautiful new indoor hitting facility. Located next door to the USA Clubhouse, this 8,000-square foot building is one of a kind. It features three hitting stations, two pitching mounds and a locker room for umpires. The facility is also large enough to conduct infield practice. The facility received upgrades in 2017 with new turf, state-of-the-art fans and audio system, along with new cages and cosmetic improvements.

Several Jaguars now in the pros stop by during the offseason to work out in the facility. On days the Jags experience cold or wet weather, the batting facility is the ideal place to practice.

On Feb. 4, 2005, the Jaguar indoor hitting facility was officially named the Luis Gonzalez Hitting Facility. Gonzalez, a South Alabama great and World Series hero with the Arizona Diamondbacks, has given generously to the USA baseball program and conducts himself as a complete gentleman both on and off the field. For that, this beautiful facility bears his name.



JAGUAR BASEBALL RING OF HONOR



The Jaguar Baseball Ring of Honor, dedicated April 28, 2012, recognizes former head baseball coach Steve Kittrell and the proud heritage of South Alabama baseball, with plaques honoring former program head coaches as well as teams that have participated in NCAA Regionals and won Sun Belt Conference championships. Others recognized in the Ring of Honor include student-athletes who have gone on to play in the Major Leagues, All-Americans, Academic All-Americans and all-conference selections.



1980 - 33 WINS - 11 LOSSES
 1981 - 40 - 29, SUN BELT 6-3
 1983 - 40 - 26, SUN BELT 12-5
 1984 - 50 - 19, SUN BELT 11-6
 1987 - 40 - 30, SUN BELT 10-8
 1992 - 44 - 16, SUN BELT 14-7
 1996 - 42 - 17, SUN BELT 22-5
 1998 - 42 - 19, SUN BELT 19-6
 1999 - 39 - 20, SUN BELT 27-5
 2001 - 45 - 19, SUN BELT 17-10
 2002 - 42 - 19, SUN BELT 17-7
 2003 - 42 - 19, SUN BELT 17-7
 2004 - 30 - 28, SUN BELT 16-8
 2013 - 43 - 20, SUN BELT 20 - 10
 2015 - 37-20, SUN BELT 19 - 9



Jag Alley, constructed in 2012, is comprised of three wooden decks behind the right-center field wall at Stanky Field and offers fans a unique perspective and experience of Jaguar baseball.



Kit's Korner, constructed in 2011, serves as a gathering spot former Jaguar baseball alumni behind the left-field wall at Stanky Field in front of the Luis Gonzalez Hitting Facility. The deck, which received a renovation prior to the 2022 season, is named in honor of former head coach Steve Kittrell and was made possible thanks to generous donations from South Alabama baseball alumni.



2022 FINAL STATISTICS

Player	avg	gp-gs	ab	r	h	2b	3b	hr	rbi	tb	slg%	bb	hp	so	gdp	ob%	sf	sh	sb-att	po	a	e	fld%	
6 Turner, Will	.438	9-9	32	8	14	5	2	0	11	23	.719	8	2	6	0	.571	0	0	3-4	15	0	0	1.000	
9 Bell, JG	.323	9-8	31	7	10	1	0	1	8	14	.452	0	3	4	0	.371	1	1	0-0	9	14	2	.920	
11 Lawrence, Colson	.294	9-9	34	8	10	1	0	2	6	17	.500	1	2	10	1	.351	0	0	2-2	13	0	0	1.000	
2 Orbeta, Erick	.293	9-9	41	11	12	5	1	0	3	19	.463	2	1	3	0	.341	0	1	0-0	10	13	2	.920	
10 Borges, Tyler	.261	8-8	23	8	6	2	0	0	3	8	.348	7	0	2	1	.433	0	1	0-0	54	6	2	.968	
28 Altamirano, Diego	.200	8-6	20	1	4	0	0	0	5	4	.200	6	4	7	1	.467	0	1	0-1	76	5	1	.988	
13 Heer, Mitchell	.185	8-8	27	4	5	2	0	0	4	7	.259	5	2	4	2	.343	1	0	0-0	2	11	3	.813	

7 Sullivan, Joseph	.350	7-6	20	4	7	1	0	2	4	14	.700	4	2	6	0	.500	0	0	2-2	6	0	0	1.000	
20 Ketzner, Cole	.286	6-6	21	3	6	1	0	0	4	7	.333	5	0	6	1	.423	0	0	0-0	26	4	0	1.000	
14 Lewis, Trey	.143	3-2	7	1	1	0	0	0	0	1	.143	0	0	2	0	.143	0	0	0-0	3	4	3	.700	
4 Donaldson, Hunter	.125	4-1	8	1	1	0	0	0	1	1	.125	0	1	1	0	.222	0	0	1-1	3	3	1	.857	
16 Petracci, Robbie	.077	5-5	13	1	1	0	0	1	2	4	.308	4	0	8	0	.294	0	0	1-1	2	0	0	1.000	
19 Thrasher, Austin	.000	5-3	8	5	0	0	0	0	2	0	.000	5	2	2	0	.467	0	1	0-0	7	0	0	1.000	
31 Donaldson, DK	.000	3-1	6	0	0	0	0	0	0	0	.000	1	0	2	0	.143	0	0	0-0	8	2	0	1.000	
32 Storey, Ryan	.000	3-0	1	0	0	0	0	0	0	0	.000	0	0	1	0	.000	0	0	0-1	2	0	0	1.000	
36 Howard, Jackson	.000	1-0	1	0	0	0	0	0	0	0	.000	0	0	0	0	.000	0	0	0-0	0	0	0	.000	
Totals	.263	9	293	62	77	18	3	6	53	119	.406	48	19	64	6	.398	2	5	9-12	240	77	15	.955	
Opponents	.262	9	325	56	85	16	1	10	51	133	.409	32	14	102	1	.351	2	2	7-11	228	83	13	.960	

LOB - Team (77), Opp (79). DPs turned - Team (1), Opp (10). IBB - Team (0), Opp (2).

(All games Sorted by Earned run avg)

Player	era	w-l	app	gs	cg	sho	sv	ip	h	r	er	bb	so	2b	3b	hr	b/avg	wp	hp	bk	sfa	sha
21 Lee, Jeremy	3.38	0-1	2	2	0	0/0	0	10.2	8	6	4	2	13	1	0	1	.190	1	4	0	0	0

47 Knowlton, Sam	0.00	0-0	3	0	0	0/0	0	2.2	1	0	0	0	6	0	0	0	.111	1	0	0	0	0
25 Wood, Grant	1.42	1-0	4	0	0	0/0	2	6.1	3	2	1	1	12	0	0	0	.130	0	1	0	0	0
22 Conard, Gehrig	2.00	0-2	2	2	0	0/0	0	9.0	11	6	2	4	12	0	0	0	.289	1	1	2	1	0
26 DeLano, Matthew	2.35	1-0	3	0	0	0/0	0	7.2	4	2	2	1	9	1	0	1	.154	0	1	1	1	0
37 Diaz, Danny	2.70	1-0	4	0	0	0/0	0	6.2	3	2	2	5	5	0	0	0	.136	0	2	0	0	1
23 Smith, Tyler	3.86	0-0	1	1	0	0/0	0	2.1	2	1	1	0	4	0	0	1	.222	0	0	0	0	0
24 Harlan, Zach	4.91	0-0	3	0	0	0/0	0	3.2	6	2	2	2	3	2	0	0	.375	0	0	0	0	1
27 Willingham, Zach	5.06	2-0	3	0	0	0/0	0	5.1	5	3	3	4	7	1	0	0	.238	0	0	0	0	0
40 Wash, Logan	6.75	0-0	3	0	0	0/0	0	4.0	5	3	3	0	5	1	0	1	.294	0	2	0	0	0
34 Bruning, Jake	6.75	0-0	2	0	0	0/0	0	2.2	4	2	2	0	3	3	0	0	.333	0	0	0	0	0
13 Heer, Mitchell	6.75	0-0	1	1	0	0/0	0	2.2	5	2	2	1	3	1	1	0	.417	0	0	0	0	0
45 Johns, Garfield	7.36	0-1	2	2	0	0/0	0	7.1	11	7	6	4	12	3	0	1	.333	1	0	1	0	0
17 Carter, Seth	7.71	0-0	2	0	0	0/0	0	2.1	4	3	2	4	3	1	0	1	.333	0	0	0	0	0
11 Lawrence, Colson	7.71	0-0	2	0	0	0/0	1	2.1	2	2	2	0	4	0	0	2	.222	0	1	0	0	0
38 Mills, Austin	9.00	0-0	1	0	0	0/0	0	1.0	2	1	1	0	0	1	0	0	.400	1	0	0	0	0
30 Boyd, Jackson	13.50	0-0	2	1	0	0/0	0	2.0	4	3	3	0	0	0	0	1	.400	0	0	0	0	0
33 Johnson, Walker	13.50	0-0	1	0	0	0/0	0	0.2	2	1	1	1	0	0	0	0	.500	0	0	0	0	0
43 Lin, Eric	99.00	0-0	1	0	0	0/0	0	0.1	2	4	4	2	0	0	0	1	.667	0	0	0	0	0
35 Brougham, Collin	99.00	0-0	1	0	0	0/0	0	0.1	1	4	4	1	1	1	0	0	.500	0	2	0	0	0
Totals	5.18	5-4	9	9	0	0/0	3	80.0	85	56	46	32	102	16	1	10	.262	5	14	4	2	2
Opponents	6.63	4-5	9	9	0	1/1	2	76.0	77	62	56	48	64	18	3	6	.263	11	19	0	2	5

PB - Team (0), Opp (1). Pickoffs - Team (2), Conard 1, DeLano 1. SBA/ATT - Altamirano (4-6), Ketzner (3-5), Conard (2-4), Lee (1-1), DeLano (1-1), Wood (0-1), Willingham (1-1), Wash (1-1), Diaz, Da. (1-1), Heer (0-1).

2022 RESULTS

Date	Opponent	Score	Inns	Overall	Sun Belt	Pitcher of record	Attend	Time
Feb 18, 2022	RADFORD	w 6-5	9	1-0-0	0-0-0	Lee (W 1-0)	1142	3:26
Feb 19, 2022	ORAL ROBERTS	L 1-3	9	1-1-0	0-0-0	Boswell (L 0-1)	1178	2:40
Feb 20, 2022	TENNESSEE TECH	L 7-11	9	1-2-0	0-0-0	Johnson (L 0-1)	1132	3:41
Feb 22, 2022	at Southern Miss	w 6-5	(13)	2-2-0	0-0-0	Brougham (W 1-0)	4502	4:19
Feb 25, 2022	RHODE ISLAND	w 15-2	9	3-2-0	0-0-0	Smith, Miles (W 1-0)	1056	3:10
Feb 26, 2022	RHODE ISLAND	w 9-1	9	4-2-0	0-0-0	Boswell (W 1-1)	1123	2:51
Feb 27, 2022	RHODE ISLAND	w 3-2	9	5-2-0	0-0-0	Harlan (W 1-0)	1078	2:27
Mar 04, 2022	MIDDLE TENNESSEE	w 3-1	9	6-2-0	0-0-0	Smith, Miles (W 2-0)	1120	2:18
Mar 05, 2022	MIDDLE TENNESSEE	w 16-3	9	7-2-0	0-0-0	Boswell (W 2-1)	1175	3:10
Mar 06, 2022	MIDDLE TENNESSEE	w 4-2	9	8-2-0	0-0-0	Booker (W 1-0)	1073	2:09
Mar 08, 2022	at Southern Miss	L 5-7	9	8-3-0	0-0-0	Johnson (L 0-2)	4241	3:13
Mar 11, 2022	at Jacksonville State-1	w 7-0	9	9-3-0	0-0-0	Smith, Miles (W 3-0)	611	2:36
Mar 11, 2022	at Jacksonville State-2	w 7-6	9	10-3-0	0-0-0	Johnson (W 1-2)	-	3:10
Mar 13, 2022	at Jacksonville State	w 4-3	(11)	11-3-0	0-0-0	Lin (W 1-0)	613	3:05
Mar 15, 2022	at New Orleans	w 6-1	9	12-3-0	0-0-0	Lehrmann (W 1-0)	467	2:52
* Mar 18, 2022	UTA	w 12-2	9	13-3-0	1-0-0	Smith, Miles (W 4-0)	1090	2:58
* Mar 19, 2022	UTA	w 12-4	9	14-3-0	2-0-0	Boswell (W 3-1)	1286	2:50
* Mar 20, 2022	UTA	w 11-4	9	15-3-0	3-0-0	Booker (W 2-0)	1169	2:48
Mar 22, 2022	vs Auburn	L 12-13	9	15-4-0	3-0-0	Lin (L 1-1)	1535	4:09
* Mar 25, 2022	at Louisiana	L 4-5	(11)	15-5-0	3-1-0	Wood (L 0-1)	4065	3:55
* Mar 26, 2022	at Louisiana	w 6-5	9	16-5-0	4-1-0	Boswell (W 4-1)	4016	2:46
* Mar 27, 2022	at Louisiana	L 3-6	9	16-6-0	4-2-0	Lin (L 1-2)	4048	2:46
Mar 29, 2022	at Alabama	L 4-5	9	16-7-0	4-2-0	Boyd (L 0-1)	3435	2:58
* Apr 01, 2022	at Georgia State	L 8-10	9	16-8-0	4-3-0	Smith, Miles (L 4-1)	215	3:26
* Apr 02, 2022	at Georgia State	L 3-4	9	16-9-0	4-4-0	Boswell (L 4-2)	395	2:36
* Apr 03, 2022	at Georgia State	L 5-9	9	16-10-0	4-5-0	Lehrmann (L 1-1)	376	3:15
Apr 05, 2022	ALABAMA STATE	w 10-0	9	17-10-0	4-5-0	Mills (W 1-0)	1238	3:17
* Apr 08, 2022	APPALACHIAN STATE	w 9-0	9	18-10-0	5-5-0	Boswell (W 5-2)	1047	3:00
* Apr 09, 2022	APPALACHIAN STATE	w 6-2	9	19-10-0	6-5-0	Booker (W 3-0)	1165	2:48
* Apr 10, 2022	APPALACHIAN STATE	w 9-0	9	20-10-0	7-5-0	Lehrmann (W 2-1)	1063	3:25
Apr 12, 2022	at Alabama State	L 4-7	9	20-11-0	7-5-0	Runyan (L 0-1)	180	3:11
* Apr 14, 2022	at Troy	w 11-3	9	21-11-0	8-5-0	Smith, Miles (W 5-1)	2210	3:24
* Apr 15, 2022	at Troy-1	L 8-10	9	21-12-0	8-6-0	Booker (L 3-1)	1835	3:06
* Apr 15, 2022	at Troy-2	w 11-6	(10)	22-12-0	9-6-0	Lin (W 2-0)	1903	4:07
Apr 19, 2022	at SLU	L 6-8	9	22-13-0	9-6-0	Copenhaver (L 0-1)	1007	2:48
* Apr 22, 2022	#19 GEORGIA SOUTHERN	L 4-5	9	22-14-0	9-7-0	Smith, Miles (L 5-2)	1217	2:53
* Apr 23, 2022	#19 GEORGIA SOUTHERN	L 4-7	9	22-15-0	9-8-0	Booker (L 3-2)	1808	2:52
* Apr 24, 2022	#19 GEORGIA SOUTHERN	L 2-7	9	22-16-0	9-9-0	Lehrmann (L 2-2)	1159	2:53
Apr 26, 2022	TULANE	w 8-1	9	23-16-0	9-9-0	Johnson (W 2-2)	1075	3:13
* Apr 29, 2022	at #17 Texas State	L 2-10	9	23-17-0	9-10-0	Boswell (L 5-3)	1204	2:55
* Apr 30, 2022	at #17 Texas State	L 10-11	9	23-18-0	9-11-0	Carter (L 0-1)	1324	3:36
* May 01, 2022	at #17 Texas State	w 21-8	7	24-18-0	10-11-0	Boyd (W 1-1)	1209	3:23
May 03, 2022	#5 SOUTHERN MISS	L 4-6	9	24-19-0	10-11-0	Carter (L 0-2)	2769	3:07
* May 06, 2022	ARKANSAS STATE	w 7-1	9	25-19-0	11-11-0	Boswell (W 6-3)	1059	2:37
* May 07, 2022	ARKANSAS STATE	w 13-2	9	26-19-0	12-11-0	Lehrmann (W 3-2)	1178	2:49
* May 08, 2022	ARKANSAS STATE	w 9-7	9	27-19-0	13-11-0	Johnson (W 3-2)	913	3:12
May 10, 2022	at Tulane	L 7-11	9	27-20-0	13-11-0	Brougham (L 1-1)	1435	3:36
* May 13, 2022	ULM	w 12-4	9	28-20-0	14-11-0	Booker (W 4-2)	1007	3:15
* May 14, 2022	ULM	w 3-1	9	29-20-0	15-11-0	Boyd (W 2-1)	1106	2:54
* May 15, 2022	ULM	w 4-2	9	30-20-0	16-11-0	Johnson (W 4-2)	1081	2:34
* May 19, 2022	at Coastal Carolina	L 2-11	9	30-21-0	16-12-0	Boswell (L 6-4)	1303	3:19
* May 20, 2022	at Coastal Carolina	w 15-7	9	31-21-0	17-12-0	Boyd (W 3-1)	1380	4:01
* May 21, 2022	at Coastal Carolina	L 1-13	7	31-22-0	17-13-0	Johnson (L 4-3)	1191	2:36
5/27/22	vs Louisiana	L 1-9	9	31-23-0	17-13-0	Boswell (L 6-5)	0	3:10

* = Conference game
 () extra inning game

GENERAL SUMMARY

Current Losing Streak:	10
Longest Winning Streak:	3
Longest Losing Streak:	10
Home Attendance:	38,588 (28 dates avg. = 1,378)
Away Attendance:	32,810 (22 dates avg. = 1,491)
Total Attendance:	71,398 (50 dates avg. = 1,428)

WIN-LOSS SUMMARY

	W-L
Overall	23-31
Conference	11-19
Non-conference	12-12
Home games	15-16
Away games	8-14
Neutral site	0-1
Day games	9-15
Night games	13-16
vs. Left starter	11-9
vs. Right starter	12-22
1-Run games	5-9
2-Run games	2-4
5+Run games	9-12
Extra Innings	3-1
Shutouts	1-3

MULTIPLE-HIT GAMES

Player	2	3	4	5+	Total
2 Erick Orbeta	13	5	3	-	21
6 Will Turner	12	8	-	-	20
7 Joseph Sullivan	12	1	-	-	13
9 JG Bell	6	5	1	-	12
14 Trey Lewis	6	5	-	-	11
20 Cole Ketzner	7	2	-	-	9
11 Colson Lawrence	7	2	-	-	9
8 Micah Morgan	5	3	1	-	9
10 Tyler Borges	7	1	-	-	8
19 Austin Thrasher	4	2	-	-	6
13 Mitchell Heer	5	-	-	-	5
4 Hunter Donaldson	2	1	-	-	3
28 Diego Altamarino	3	-	-	-	3
36 Jackson Howard	3	-	-	-	3
16 Robbie Petracci	1	-	-	-	1
31 DK Donaldson	1	-	-	-	1
TEAM	94	35	5	-	134

POSITIONS PLAYED

Player	GS	P	C	1B	2B	3B	SS	LF	CF	RF	DH	1st	2nd	3rd	4th	5th	6th	7th	8th	9th
2 Erick Orbeta	54	-	-	-	54	-	-	-	-	-	-	-	50	1	2	1	-	-	-	-
6 Will Turner	54	-	-	-	-	-	-	-	54	-	-	2	-	52	-	-	-	-	-	-
9 JG Bell	52	-	-	-	-	-	52	-	-	-	-	-	29	-	4	7	6	-	-	6
7 Joseph Sullivan	51	-	-	-	-	-	-	51	-	-	-	1	1	-	5	38	2	3	1	-
11 Colson Lawrence	37	-	-	-	-	-	-	-	29	-	8	1	6	-	-	-	2	13	7	7
28 Diego Altamarino	33	-	33	-	-	-	-	-	-	-	-	-	-	-	-	3	3	5	12	10
14 Cole Ketzner	31	-	21	-	-	-	-	-	-	-	10	-	-	-	8	-	6	9	2	6
20 Trey Lewis	30	-	20	9	-	-	1	-	-	-	20	-	-	-	24	-	4	2	-	-
8 Micah Morgan	29	-	-	29	-	-	-	-	-	-	-	-	-	-	-	-	4	9	14	2
10 Tyler Borges	29	-	-	8	-	20	1	-	-	-	20	-	-	-	2	-	19	2	6	-
13 Mitchell Heer	28	10	-	-	-	18	-	-	2	-	-	-	5	-	2	1	1	11	1	7
19 Austin Thrasher	25	-	-	-	-	-	3	-	22	-	-	-	12	-	-	-	2	1	5	5
4 Hunter Donaldson	16	-	-	-	-	16	-	-	-	-	-	-	-	-	-	-	-	3	1	12
21 Jeremy Lee	12	12	-	-	-	-	-	-	-	-	-	-	-	-	-	-	-	-	-	-
16 Robbie Petracci	11	-	-	-	-	-	-	-	2	9	-	-	-	-	1	3	4	2	1	-
46 Leif Moore	8	8	-	-	-	9	-	-	-	-	-	-	-	-	-	-	-	1	4	4
31 DK Donaldson	7	-	-	7	-	-	-	-	-	-	-	-	-	-	-	-	1	4	2	-
36 Jackson Howard	7	-	-	-	-	-	-	-	-	7	-	-	-	-	7	-	-	-	-	-
22 Gerhig Conard	7	7	-	-	-	-	-	-	-	-	-	-	-	-	-	-	-	-	-	-
47 Sam Knowlton	5	5	-	-	-	-	-	-	-	-	-	-	-	-	-	-	-	-	-	-
23 Tyler Smith	4	4	-	-	-	-	-	-	-	-	-	-	-	-	-	-	-	-	-	-
45 Garfield Johns	4	4	-	-	-	-	-	-	-	-	-	-	-	-	-	-	-	-	-	-
41 Caden Homniok	2	2	-	-	-	-	-	-	-	-	-	-	-	-	-	-	-	-	-	-
30 Jackson Boyd	1	1	-	-	-	-	-	-	-	-	-	-	-	-	-	-	-	-	-	-
33 Walker Johnson	1	1	-	-	-	-	-	-	-	-	-	-	-	-	-	-	-	-	-	-

MULTIPLE-RBI GAMES

Player	2	3	4	5+	Total
6 Will Turner	4	5	1	1	11
7 Joseph Sullivan	7	2	-	1	10
11 Colson Lawrence	8	2	-	-	10
9 JG Bell	8	1	-	-	9
19 Austin Thrasher	3	3	1	-	7
14 Trey Lewis	2	4	-	-	6
10 Tyler Borges	3	1	1	-	5
28 Diego Altamarino	3	1	1	-	5
10 Micah Morgan	2	3	-	-	5
20 Cole Ketzner	-	2	-	1	3
2 Erick Orbeta	2	-	-	-	2
13 Mitchell Heer	1	-	1	-	2
36 Jackson Howard	2	-	-	-	2
16 Robbie Petracci	1	-	-	-	1
TEAM	46	24	5	3	78

HITTING STREAKS

Player	Longest	Current
2 Erick Orbeta	16	2
6 Will Turner	13	2
9 JG Bell	10	-
34 Joseph Sullivan	9	5
14 Trey Lewis	7	-
11 Colson Lawrence	6	-
4 Hunter Donaldson	5	5
8 Micah Morgan	4	4
19 Austin Thrasher	4	4
20 Cole Ketzner	4	3
28 Diego Altamarino	3	-
15 Carter Sanford	4	1
28 Diego Altamarino	3	-
16 Robbie Petracci	2	-
36 Jackson Howard	2	-
13 Mitchell Heer	2	-

INNING-BY-INNING SUMMARY

	<u>1</u>	<u>2</u>	<u>3</u>	<u>4</u>	<u>5</u>	<u>6</u>	<u>7</u>	<u>8</u>	<u>9</u>	<u>EX</u>	<u>Total</u>
South Alabama	48	44	42	42	46	42	54	36	20	8	382
Opponents	47	16	21	48	43	32	25	25	19	2	278

Individual Records

BATTING AVERAGE

Season: .471 Glenn Borgmann (1971)
 Career: .410 (2 years) Glenn Borgmann (1970-71)
 .368 (4 years) Steve Kittrell (1968-71)

SLUGGING PERCENTAGE

Season: .897 Glenn Borgmann (1971)
 Career: .738 Glenn Borgmann (1970-71)

GAMES PLAYED

Season: 70 Luis Gonzalez (1987)
 Career: 234 Hunter Stokes (2017-22)

AT-BATS

Game: 9 Chett Williams (UAB, 1981)
 Season: 268 Tyler Jones (2006)
 Career: 851 David Doss (2006-09)

RUNS SCORED

Games: 5 Tyler Jones (GSU, 2006)
 Dewayne Jones (USF, 1988)
 Luis Gonzalez (UNO, 1986)
 Season: 94 Mike Mordecai (1988)
 Career: 277 Mike Mordecai (1987-89)

HITS

Game: 6 Hugh Lopes (Florida A&M, 1996)
 Mike Warren (UNO, 1974)
 Scott Southland (UCF, 1992)
 Season: 102 Mike Dull (1986)
 Career: 312 David Doss (2006-09)

DOUBLES

Game: 3 several players (last by Erick Orbeta,
 at Coastal Carolina, 5/20/22)
 Season: 26 Dewayne Jones (1988)
 Career: 70 David Doss (2006-09)

TRIPLES

Game: 2 Hunter Stokes (App State, 5/13/17)
 Jeff DeBlieux, twice, last at ULL (5/12/13)
 Tyler Jones (GSU, 2006)
 Eben Wells (Jacksonville, 1999)
 Steve Gaskin (UNO, 1972)
 Eddie Lee (UAB, 1979)
 Billy Dery (Jacksonville, 1981)
 Ralph Codinach (LSU, 1982)
 Season: 11 Tyler Jones (2006)
 Career: 14 Tyler Jones (2005-06)
 Dennis Johnston (1982-83)

HOME RUNS

Game: 3 Adam Wolfe (Baylor, 2017)
 David Doss (UAB, 2009)
 Ryan Mulhern (FIU, 2002)
 Josh Touchstone (JSU, 2002)
 Glenn Borgmann (So. Ill., 1971)
 Forrest Crowder (Spring Hill, 1974)
 Tony Barylski (Troy State, 1976)
 Greg Meier (Jacksonville, 1978)
 Season: 22 Jeff Cunningham (2007)
 Career: 49 Ryan Mulhern (2001-03)

TOTAL BASES

Game: 14 Josh Touchstone (JSU, 2000)
 Season: 176 Mike Dull (1986)
 Career: 421 Mike Mordecai (1987-89)

RUNS BATTED IN

Game: 9 Eddie Paparella (Eastern Illinois, 2/18/17)
 Alex Pastore (Auburn, 1973)
 Season: 80 Luis Gonzalez (1988)
 Career: 197 David Doss (2006-09)

WALKS

Game: 6 Steve Bayoff (LSU, 1979)
 Season: 89 Mike Warren (1975)
 Career: 155 Mike Warren (1972-75)

STRIKEOUTS

Game: 5 Jeff Cunningham (ULM, 2007)
 Season: 64 Cameron Tissue (2021)
 Career: 214 Hunter Stokes (2017-22)

SACRIFICES

Game: 3 Emeel Salem (Eastern Ill., 1977)
 Season: 18 Pat Murphy (1992)
 Career: 27 Emeel Salem (1974-77)

HIT BY PITCHES

Game: 3 Mike Jacobs (Spring Hill, 1976)
 Logan Collins (UNO, 1988)
 Andy Sutley (Southern Miss, 1996)
 Andy Sutley (Stetson, 1997)
 Vinnie Hernandez (WKU, 1999)
 Clint Reynolds (Jackson St., 2010)
 Jordan Patterson (ULM, 2012)
 Davis Knapp (Brown, 3/1/15)
 Santi Montiel (ULM, 5/13/22)

Season: 22 Joel Collins (2007)
 Career: 54 Jordan Patterson (2011-13)

STOLEN BASES

Game: 7 Tim Becker (Samford, 1986)
 Season: 89 Lance Johnson (1984)
 Career: 125 Tyrone Dixon (1990-93)

WINS

Season: 14 Joe Muich (1975)
 14 Scott Bray (1989)
 Career: 34 Jason Norton (1995-98)

SAVES

Season: 13 Zach Greene (2019)
 Career: 22 Kyle Bartsch (2012-13)

EARNED RUN AVERAGE

Season: 0.48 Ronnie Chambless (1967)
 Career: 2.26 Mark Hoffman (1971-74)

APPEARANCES

Season: 46 Dave Czosek (1981)
 Career: 91 Phillip Byrd (2009-12)

INNINGS PITCHED

Season: 158.1 Mike Zimmerman (1990)
 Career: 410.2 P.J. Walters (2004-06)

HITS ALLOWED

Game: 15 Pete Della Ratta (Miss. St., 1996)
 15 D.D. Hanks (Middle Tenn., 2010)
 15 Dustin Crenshaw (Troy, 2011)
 Season: 163 P.J. Walters (2005)
 Career: 446 P.J. Walters (2004-06)

WALKS

Game: 10 Shane Hale (UNC-Charlotte, 1989)
 Season: 81 Jay Rogers (1986)
 Career: 170 Shane Hale (1988-90)

GAMES STARTED

Season: 22 Jason Norton (1997)
 Career: 60 Jason Norton (1995-98)

COMPLETE GAMES

Season: 13 Ronnie Chambless (1967)
 13 Mike Zimmerman (1990)
 Career: 27 Ronnie Chambless (1967-70)

STRIKEOUTS

Game: 20 Joel Rutledge (Keesler AFB, 1966)
 Season: 170 Mike Zimmerman (1990)
 Career: 404 P.J. Walters (2004-06)

WILD PITCHES

Game: 7 Kevin Nabors (Manhattan, 3/1/08)
 Season: 17 Mike Zimmerman (1989)
 17 Jason Norton (1998)
 Career: 41 Jason Norton (1995-98)

SHUTOUTS

Season: 3 Joe Muich (1975)
 3 Ben Martin (1980)
 3 Mike Fischer (1998)
 Career: 6 Ben Martin (1977-80)

Team Records

BATTING AVERAGE

Season: .328 in 2009

SLUGGING PERCENTAGE

Season: .568 in 1978

AT-BATS

Game: 63 vs. UAB (1981)
 Season: 2334 in 1987

RUNS SCORED

Game: 32 vs. Eastern Illinois (2/18/17)
 Season: 521 in 1988

HITS

Game: 27 vs. Florida A&M (1996)
 Season: 707 in 2006

DOUBLES

Game: 9, twice, UALR (2006), Vanderbilt (1972)
 Season: 138 in 2008

TRIPLES

Game: 4 vs. Fairleigh Dickinson (1980)
 4 vs. LSU (1982)
 Season: 43 in 1983

HOME RUNS

Game: 7 vs. Albion (1987)
 7 vs. Murray St. (1987)
 Season: 101 in 1978

GRAND SLAMS

Game: 2 vs. Eastern Illinois (2/18/17)
 Season: 8 in 1977

RUNS BATTED IN

Game: 30 vs. Eastern Illinois (2/18/17)
 Season: 454 in 1988

WALKS

Games: 18 vs. Alabama (4/8/79)
 Season: 373 in 2017

STRIKEOUTS

Game: 18 vs. FIU (1999)
 Season: 473 in 2017

SACRIFICES

Game: 5 vs. Spring Hill (1981)
 5 vs. South Carolina (1989)
 5 at Southern Mississippi (2014)
 Season: 80 in 2006

HIT BY PITCHES

Game: 9 vs. Brown (2015)
 Season: 99 in 2006

STOLEN BASES

Game: 12 vs. UNC Charlotte (1981)
 Season: 253 in 1984

SAVES

Season: 28 in 1971

EARNED RUN AVERAGE

Season: 1.96 in 1973

COMPLETE GAMES

Season: 28 in 1984

INNINGS PITCHED

Season: 585 in 1987

HITS ALLOWED

Season: 693 in 1987

RUNS ALLOWED

Season: 467 in 1987

EARNED RUNS ALLOWED

Season: 371 in 2010

WALKS

Season: 358 in 1987

STRIKEOUTS

Season: 533 in 2021

HIT BATSMEN

Season: 80 in 2010

WILD PITCHES

Season: 61 in 2001

SHUTOUTS

Season: 10 (1972, '75)

LONGEST WINNING STREAK

One Season: 19, twice (1972, 1975)
 Two Seasons: 22 in 1974-75

SINGLE-SEASON WINS

52 in 1975

LONGEST LOSING STREAK

7 games, twice (1981, 2011)

LONGEST GAME

19 innings vs. UAB (1981)

LONGEST HITTING STREAK

30 games by Josh Touchstone (2002)

MOST HOME RUNS BY A FRESHMAN

17 by Ethan Wilson (2019)

NO-HITTERS

Mark Hoffman vs. Alabama, 2-0, 7 inn. (3/16/73)
 Tom Mercer vs. LSU, 2-0, 7 inn. (3/9/74)

LARGEST COMEBACK

11 runs, 1978 def. Tulane 18-17

SINGLE-SEASON RECORDS

BATTING AVERAGE

.471	Glenn Borgmann	1971
.458	Jim Hively	1974
.430	Pete Coachman	1984
.429	Mike Dull	1986
.425	Steve Morrison	1978
.416	Jerry Carpenter	1978
.414	David Freese	2006

GAMES PLAYED

70	Luis Gonzalez	1987
69	Lance Johnson	1984
69	Mike Mordecai	1987
68	Pete Coachman	1984
68	Brian Simmeracher	1984
68	Jim Filotei	1984
68	Steve Oldham	1987

AT-BATS

268	Tyler Jones	2006
267	Taylor White	2011
259	Dewayne Jones	1987
257	Tim Becker	1986
256	Cole Billingsley	2016
255	Juan Pierre	1998
255	Mike Mordecai	1989
253	Joey Choron	1997
252	Tim Merritt	2001
251	Luis Gonzalez	1987
248	Tyler Jones	2005

RUNS

94	Mike Mordecai	1988
83	Lance Johnson	1984
82	Pete Coachman	1984
78	Tyler Jones	2006
77	Juan Pierre	1998
75	Tim Becker	1986
75	Mike Warren	1975
73	David Freese	2006
71	Hugh Lopes	1996
71	Mike Mordecai	1987
70	Patrick Weaver	2006
70	Eben Wells	1999

HITS

102	Mike Dull	1986
99	David Freese	2006
97	Mike Mordecai	1989
97	Tim Becker	1986
95	Juan Pierre	1998
95	Mike Mordecai	1987
95	Pete Coachman	1984
91	Adam Lind	2004
90	Patrick Weaver	2006
90	Pat Murphy	1993

DOUBLES

26	Dewayne Jones	1988
25	Jordan Patterson	2013
25	Tom Whitehurst	1998
25	Jay Simpson	1992
25	Dave Stapleton	1975
23	Brett Parker	2003
23	Andrew Kontorinis	1992
22	Adam Lind	2004
22	Ryne Jernigan	2008
21	Ray Kruml	2008
21	David Freese	2006
21	Jerry Stamps	1975
21	Glenn Borgmann	1971
20	David Doss	2009
20	Nolan Earley	2011

TRIPLES

11	Tyler Jones	2006
10	Jeff DeBlieux	2013
10	Jay Simpson	1992
8	Dennis Johnston	1982
7	Keith Murray	1990

HOME RUNS

22	Jeff Cunningham	2007
21	Joey Choron	1997
21	Mark Johnston	1978
21	Jerry Poston	1977
20	Ryan Mulhern	2003
18	Keith Mohler	1978
18	Steve Morrison	1977
17	Ethan Wilson	2019
17	Josh Morgan	2005
17	Ryan Mulhern	2002

RBIS

80	Luis Gonzalez	1988
74	Jake Overstreet	2010
73	David Freese	2006
73	Joey Choron	1997
72	Ryne Jernigan	2008
72	Steve Morrison	1978
70	Mark Johnston	1978
70	Mike Dull	1986
69	Dave Stapleton	1975
68	Glenn Borgmann	1971

WALKS

89	Mike Warren	1975
64	Pete Coachman	1984
61	Hugh Lopes	1995
59	Hugh Lopes	1996
59	Drew LaBounty	2016
57	Mike Mordecai	1988
54	Travis Swaggerty	2018
54	Geoff Doggett	1981
53	Wells Davis	2018
52	Erik Smallwood	2001
52	Steve Bayoff	1979

STOLEN BASES

89	Lance Johnson	1984
62	Geoff Doggett	1981
56	Pete Coachman	1984
54	Juan Pierre	1998
54	Allen Battle	1990
52	Tim Becker	1986
45	Tyrone Dixon	1993
37	Kraig Hawkins	1992
36	Tyrone Dixon	1992
36	Mike Warren	1975

STRIKEOUTS

170	Mike Zimmerman	1990
166	P.J. Walters	2006
157	Jon Lieber	1992
141	Jon Lieber	1991
132	Jason Norton	1997
126	Kevin Hill	2016
123	Allen Halley	1995
121	Jason Norton	1998
120	Mike Fisher	1998
119	P.J. Walters	2005
119	P.J. Walters	2004
114	Sam Smith	2002
107	Kevin Hill	2014
106	Jeremy Simmons	2004
104	Warren Hughes	1984

INNINGS PITCHED

158.1	Mike Zimmerman	1990
154.2	Jon Lieber	1992
152.0	P.J. Walters	2006
148.0	Jon Lieber	1991
142.2	Jason Norton	1997
141.2	P.J. Walters	2005
130.0	Mike Zimmerman	1989
129.0	Davey Czonek	1981
127.0	Steve Oliverio	1983
124.0	Mike Fischer	1998
123.0	Rafael Perez	1989
122.2	Kevin Hill	2016
120.0	Allen Halley	1995
120.0	Warren Hughes	1984
119.0	Scott Bray	1989

EARNED RUN AVERAGE

0.48	Ronnie Chambliss	1967
1.08	Doug Morrison	1980
1.16	Herman West	1980
1.20	Bill Sturgeon	1975
1.48	Ronnie Chambliss	1968
1.73	Kevin Hill	2015

SAVES

13	Zach Greene	2019
12	Kyle Bartsch	2013
12	Mike Nakamura	1995
11	Herman West	1980
10	Kyle Bartsch	2012
10	Greg Johnson	2008
10	Dave Czonek	1981
9	Daniel Head	1999
9	Mike Fisher	1997
8	Chris LaGrow	2007
8	Tony Neal	2003
8	Joe Long	2000

WINS

14	Scott Bray	1989
14	Joe Muich	1975
13	Mike Sassone	1984
13	Steve Oliverio	1983
12	Dave Czonek	1981
12	Mike Zimmerman	1990
12	Jon Lieber	1991
12	Jon Lieber	1992
12	Allen Halley	1995
12	Jason Norton	1996
11	Stan Butkus	1972
11	Stephen Sparks	1997
11	Mike Nakamura	1997
11	Mike Fischer	1998
11	P.J. Walters	2006
10	Kevin Hill	2015

CAREER RECORDS

BATTING AVERAGE

.409	Glenn Borgmann	1970-71
.394	David Freese	2005-06
.389	Mike Dull	1985-86
.373	Mike Mordecai	1987-89
.371	Adam Lind	2003-04
.369	Ernie Rousseau	1972-73
.368	Steve Kittrell	1968-71
.367	David Doss	2006-09

GAMES PLAYED

234	Hunter Stokes	2017-22
233	Brett Parker	2001-03
230	Tyrone Dixon	1990-93
221	Josh Touchstone	2001-04
220	Jake Overstreet	2008-11
212	David Doss	2006-09
209	I.B. Stacy	1993-97
206	Harold Dueitt	1989-91
204	Carter Perkins	2016-19
204	Scott Calahan	1999-01
201	Nolan Earley	2010-13
195	Mike Mordecai	1987-89
194	Tyler Boulo	1993-96
193	Luis Gonzalez	1986-88
183	Drew LaBounty	2014-17
182	Robert Franklin	1984-87

AT-BATS

851	David Doss	2006-09
841	Jake Overstreet	2008-11
792	Tyrone Dixon	1990-93
778	Hunter Stokes	2017-22
777	Josh Touchstone	2001-04
743	Mike Mordecai	1987-89
727	Scott Calahan	1999-01
711	I.B. Stacy	1993-97
692	Nolan Earley	2010-13
688	Brett Parker	2000-03
685	Luis Gonzalez	1986-88
667	Ryan Mulhern	2001-03
663	Michael Sandle	20018-21
661	Jordan Patterson	2011-13
657	Carter Perkins	2016-19
657	Cole Billingsley	2013-16

RUNS

235	Mike Mordecai	1987-89
203	Tyrone Dixon	1990-93
195	David Doss	2006-09
180	Jake Overstreet	2008-11
176	Luis Gonzalez	1986-88
160	I.B. Stacy	1993-97
159	Travis Swaggerty	2016-18
158	Mike Warren	1972-75
155	Mark Johnston	1976-77
152	Dewayne Jones	1986-88

HITS

312	David Doss	2006-09
277	Mike Mordecai	1987-89
267	Jake Overstreet	2008-11
248	Tyrone Dixon	1990-93
230	Ryan Mulhern	2001-03
230	Scott Calahan	1999-01
220	Nolan Earley	2010-13
218	Marlon Anderson	1993-95
212	Jordan Patterson	2011-13
207	Travis Swaggerty	2016-18
207	Tim Merritt	1999-01
207	Cole Billingsley	2013-16
201	Tyler Boulo	1993-96
199	Hunter Stokes	2017-22
195	Brett Parker	2000-03
194	Pat Murphy	1991-93
194	Steve Morrison	1976-78

DOUBLES

70	David Doss	2006-09
57	Jake Overstreet	2008-11
54	Tyrone Dixon	1990-93
53	Nolan Earley	2010-13
51	Jordan Patterson	2011-13
51	Ryan Mulhern	2001-03

51	I.B. Stacy	1993-97
51	Luis Gonzalez	1986-88
50	David Doss	2006-09
46	Brett Parker	2000-03
43	Seth Taylor	1996-99
42	Mike Mordecai	1987-89
41	Brendan Donovan	2016-18
41	Jansen Rayborn	2002-04
41	Sean Laird	2007-10

TRIPLES

14	Tyler Jones	2005-06
14	Dennis Johnston	1982-83
12	Jeff DeBlieux	2011-13
11	Dewayne Jones	1986-88
11	Ralph Codinach	1982-83
11	Steve Gaskin	1970-73
10	Seth Taylor	1996-99
9	Cole Billingsley	2013-16
9	David Doss	2006-09
9	Scott Southard	1991-93
9	Jay Simpson	1991-93
9	Mike Mordecai	1987-89
9	Jim Filotei	1983-84

HOME RUNS

49	Ryan Mulhern	2001-03
42	Mark Johnston	1976-78
42	Steve Morrison	1976-78
39	I.B. Stacy	1993-97
39	Keith Mohler	1977-79
37	David Doss	2006-09
35	Wells Davis	2016-19
32	Jeff Cunningham	2005-07
32	Luis Gonzalez	1986-88
31	Tim Merritt	1999-01
28	Ethan Wilson	2019-21
28	Travis Swaggerty	2016-18
28	Mike Mordecai	1987-89
27	Jerry Poston	1976-77
26	Joey Choron	1997-98
26	Tony Barylski	1975-76

RBI

197	David Doss	2006-09
183	Luis Gonzalez	1986-88
181	Jake Overstreet	2008-11
180	Ryan Mulhern	2001-03
178	I.B. Stacy	1993-97
174	Mike Mordecai	1987-89
160	Mark Johnston	1976-78
155	Wells Davis	2016-19
152	Tim Merritt	1999-01
142	Keith Mohler	1977-79
138	Nolan Earley	2010-13
137	Tyler Boulo	1993-97
135	Seth Taylor	1996-97
132	Michael Sandle	2018-21
128	Brendan Donovan	2016-18

WALKS

155	Mike Warren	1972-75
149	Drew LaBounty	2014-17
146	Mike Mordecai	1987-89
145	Travis Swaggerty	2016-18
131	Wells Davis	2016-19
129	Hunter Stokes	2017-22
128	Tyrone Dixon	1990-93
121	Luis Gonzalez	1986-88
120	Brendan Donovan	2016-18
116	Geoff Doggett	1980-82
110	Emeel Salem	1974-77

STOLEN BASES

125	Tyrone Dixon	1990-93
119	Geoff Doggett	1980-82
89	Lance Johnson	1984
80	Robert Franklin	1984-87
74	Steve Kittrell	1968-71
69	Marlon Anderson	1993-95
67	Mike Jacobs	1974-77
67	Mike Warren	1972-75
64	Cole Billingsley	2013-16

STRIKEOUTS

404	P.J. Walters	2004-06
382	Jason Norton	1995-98
327	Mike Zimmerman	1988-90
326	Kevin Hill	2014-16
298	Jon Lieber	1991-92
291	Ronnie Chambless	1967-70
255	Kenny Rayborn	1994-97
236	JoJo Booker	2018-22
236	Clark Girardeau	2001-03
226	Mike Fischer	1996-98
221	Mike Nakamura	1995-97
214	Allan Halley	1994-95
206	Lance Baxter	2007-10
195	Bill Sturgeon	1973-76
195	Mike McFarland	1967-70

INNINGS PITCHED

410.2	P.J. Walters	2004-06
409.1	Jason Norton	1995-98
370.1	Mike Zimmerman	1988-90
306.0	Ronnie Chambless	1967-70
302.2	Jon Lieber	1991-92
298.2	Kevin Hill	2014-16
294.2	Kenny Rayborn	1994-97
287.0	Ben Martin	1977-80
285.1	Lance Baxter	2007-10
274.2	Clark Girardeau	2001-03
260.0	Jay Rogers	1983-86
253.0	JoJo Booker	2018-22
251.0	John Duffy	1980-83
247.1	Mike Fischer	1996-98
234.0	Bill Sturgeon	1973-76
234.0	Mike McFarland	1967-70

ERA

2.26	Mark Hoffman	1971-74
2.38	Jon Lieber	1991-92
2.40	Bill Sturgeon	1973-76
2.40	Mike McFarland	1967-70
2.42	Mike Tice	1971-72
2.56	Ronnie Chambless	1967-70
2.70	Zach Greene	2018-19
2.84	Mike Fischer	1996-98

WINS

34	Jason Norton	1995-98
31	P.J. Walters	2004-06
27	Ronnie Chambless	1967-70
25	John Duffy	1980-83
24	Clark Girardeau	2001-03
24	Jon Lieber	1991-92
24	Enas Reidy	1975-78
24	Joe Muich	1975-78
22	Kevin Hill	2014-16

SAVES

22	Kyle Bartsch	2012-13
18	Zach Greene	2018-19
18	Blaine Dollar	1971-74
17	Mike Nakamura	1995-97
15	Herman West	1979-80
14	David Czosek	1981-82
13	Joe Long	1999-01
13	Rob Bergeron	1990-91
12	Greg Johnson	2008-09
12	Daniel Head	1999-00
11	Lance Baxter	2007-10
11	Chase Christianson	2004-06
10	Mike Fischer	1996-98
10	Mike Zimmerman	1988-90
9	Jason Roeder	1993-96

ANNUAL TEAM STATS

BATTING STATISTICS

YEAR	G	AVG	R	H	2B	3B	HR	RBI	SB-SBA	BB	SO
1965	15	.192	53	91	6	0	2	46	26	59	122
1966	24	.266	97	191	22	4	9	71	36	68	114
1967	28	.246	106	236	-	-	4	76	-	-	-
1968	27	.290	149	234	37	13	5	108	74	84	130
1969	31	.266	168	258	26	6	15	109	73	90	156
1970	40	.267	215	315	48	9	14	156	83	170	202
1971	47	.326	378	477	82	19	47	304	89	205	193
1972	44	.300	272	401	54	16	20	227	104	197	204
1973	42	.307	323	384	73	11	28	251	139	228	203
1974	38	.319	322	365	73	12	45	290	66	211	132
1975	66	.288	519	588	111	11	65	443	127	366	239
1976	47	.287	365	416	71	12	61	314	61	268	184
1977	55	.294	458	508	76	10	92	404	98-125	283	220
1978	52	.322	486	545	80	17	101	431	114-130	291	191
1979	43	.303	401	398	68	9	41	347	60-73	311	131
1980	44	.265	258	355	47	21	18	210	123-153	215	193
1981	62	.262	377	499	73	31	24	309	203-256	333	266
1982	47	.284	287	392	67	25	34	251	91-119	224	175
1983	66	.299	434	593	84	43	57	396	107-138	299	262
1984	69	.317	493	667	89	26	33	420	243-326	351	291
1985	54	.290	332	496	89	29	26	280	141-190	241	270
1986	61	.323	482	647	109	22	52	409	158-202	269	218
1987	70	.287	514	671	109	22	58	439	118-165	366	355
1988	63	.316	421	651	131	21	72	454	118-180	315	281
1989	67	.293	487	677	123	12	49	408	96-131	287	312
1990	64	.274	322	553	90	19	24	268	140-184	202	309
1991	61	.312	496	646	131	18	37	416	152-206	273	300
1992	60	.308	400	639	125	22	45	348	139-178	227	329
1993	59	.313	429	630	94	17	43	372	134-177	202	259
1994	57	.287	369	552	95	12	55	313	97-145	176	316
1995	58	.308	425	610	109	18	58	353	123-169	246	341
1996	59	.315	459	652	107	20	47	414	94-132	207	314
1997	62	.313	497	682	133	9	78	438	96-137	198	499
1998	61	.298	458	628	127	15	63	389	144-187	230	330
1999	59	.316	429	647	123	19	63	385	95-136	186	377
2000	60	.272	328	555	110	12	32	205	117-159	174	354
2001	64	.304	484	667	134	19	62	423	91-122	217	364
2002	61	.317	456	695	129	7	75	416	82-113	164	365
2003	61	.323	496	689	135	20	75	449	67-95	211	321
2004	58	.296	385	595	124	5	50	343	69-98	193	397
2005	62	.299	426	660	114	19	55	375	87-120	195	369
2006	60	.326	483	707	134	18	60	429	93-128	222	385
2007	57	.302	415	498	94	16	65	379	66-94	220	417
2008	58	.309	451	626	138	13	79	410	77-96	246	394
2009	55	.328	396	654	122	11	37	363	86-116	175	343
2010	59	.312	443	654	120	10	48	405	101-129	215	366
2011	58	.298	369	608	113	11	31	324	59-90	234	353
2012	57	.274	325	545	89	6	38	284	28-43	207	403
2013	63	.300	426	661	109	18	30	388	28-51	258	368
2014	55	.252	224	475	76	5	7	200	19-39	179	327
2015	57	.285	328	570	75	15	12	282	80-105	248	265
2016	64	.263	382	558	105	13	31	337	107-145	330	464
2017	61	.304	488	644	114	12	78	444	64-96	373	473
2018	57	.261	383	502	86	9	54	348	43-60	331	451
2019	56	.268	361	500	91	15	60	326	31-42	271	467
2020	18	.202	76	114	20	2	7	64	20-24	65	196
2021	58	.247	317	465	77	9	55	292	43-56	253	439
2022	54	.294	382	554	112	16	47	345	48-65	264	357
2023	54	.276	364	506	80	14	53	329	48-64	297	405

PITCHING STATISTICS

YEAR	G	ERA	CG	SHO	IP	R-ER	BB	SO
1965	15	3.95	7	0	123	108-54	80	69
1966	24	2.45	15	3	191	75-52	70	170
1967	28		18			not available		
1968	27	2.22	9	4	223	77-55	71	213
1969	31	3.06	7	1	240	126-85	113	136
1970						not available		
1971	47	2.98	4	6	382	167-127	150	308
1972	44	3.29	8	10	364	157-133	158	320
1973	42	1.96	8	5	353	105-77	147	311
1974	38	3.52	5	3	304	153-119	143	219
1975	66	2.98	15	10	537	240-178	264	390
1976	47	4.42	6	2	387	234-190	234	313
1977	55	3.44	6	6	457	232-174	181	262
1978	52	5.17	5	2	421	308-242	260	285
1979	43	5.27	8	1	345	235-202	174	260
1980	44	2.22	9	9	373	130-92	157	319
1981	62	3.94	5	5	516	285-226	238	206
1982	47	3.66	10	4	371	198-151	185	221
1983	66	4.91	16	7	509.1	379-278	305	356
1984	69	3.47	28	5	545	308-210	287	361
1985	54	5.63	6	2	438.1	367-274	257	322
1986	61	4.95	15	4	497.2	331-274	332	334
1987	70	5.66	12	2	585	467-368	358	332
1988	62	4.72	9	4	515	334-270	286	342
1989	67	4.67	10	3	584.1	374-303	356	438
1990	64	2.80	21	5	540.0	236-168	277	453
1991	61	3.87	15	7	537.1	286-231	261	405
1992	60	3.44	15	1	534.2	248-204	254	474
1993	59	5.45	8	1	505.0	379-306	250	353
1994	57	4.44	12	7	500.2	292-247	247	384
1995	58	4.48	6	3	502.2	295-250	242	467
1996	59	4.29	8	5	516.1	296-246	183	455
1997	62	4.63	8	4	538.2	355-277	214	489
1998	61	4.13	9	9	542.2	283-249	170	510
1999	59	4.28	9	5	515.2	317-245	195	412
2000	60	4.63	4	3	527.0	342-271	196	437
2001	64	3.72	8	1	552.1	286-288	251	470
2002	61	5.09	6	2	542.2	361-307	242	498
2003	61	5.05	3	3	527.2	349-296	250	448
2004	58	5.63	12	3	502.1	369-314	218	464
2005	62	4.78	8	3	551.2	388-293	196	521
2006	60	4.58	9	5	542.1	332-276	170	481
2007	57	5.06	6	2	498.1	348-280	212	367
2008	58	6.40	3	2	501.0	410-356	239	427
2009	55	6.70	1	0	482.1	434-359	226	387
2010	59	6.43	9	2	519.1	423-371	238	368
2011	58	5.47	9	3	515.0	377-313	210	335
2012	57	5.63	1	0	500.2	367-313	240	405
2013	63	4.19	1	3	560.1	318-261	197	511
2014	55	4.56	3	2	491.1	301-249	230	402
2015	57	3.22	4	6	526.0	221-188	228	474
2016	64	3.77	10	4	573.1	279-240	199	418
2017	61	4.64	4	4	537.0	310-277	195	475
2018	57	5.13	3	4	491.1	330-280	233	455
2019	56	4.94	1	3	481.0	304-264	251	443
2020	18	5.51	1	3	156.2	99-96	69	160
2021	58	3.63	1	6	511.0	244-206	190	533
2022	54	4.73	1	4	476.0	278-250	208	440
2023	54	6.46	2	1	468.0	388-336	268	485

ALL-TIME JAGUAR BASEBALL FIELDING STATISTICS

Year	Putouts	Assists	Errors	Total Chances	Double Plays	Fielding Pct.
1965	369	164	65	598	N/A	.891
1966	573	232	45	850	N/A	.947
1967	Not Available					
1968	Not Available					
1969	751	283	54	1088	N/A	.950
1970	Not Available					
1971	Not Available					
1972	Not Available					
1973	953	345	63	1361	N/A	.954
1974	912	374	57	1343	34	.958
1975	1612	668	101	2381	43	.958
1976	1160	427	71	1658	36	.957
1977	1367	578	76	2021	35	.962
1978	1264	534	89	1887	46	.953
1979	1035	470	72	1577	17	.954
1980	1118	448	51	1617	31	.968
1981	N/A	N/A	103	N/A	46	.956
1982	1115	518	79	1712	42	.954
1983	1529	624	116	2269	37	.949
1984	1636	725	112	2473	79	.955
1985	1315	564	126	2005	43	.937
1986	1493	595	81	2169	60	.963
1987	1755	732	138	2625	78	.947
1988	1545	645	97	2287	62	.958
1989	1753	697	101	2551	64	.960
1990	1620	650	119	2389	65	.950
1991	1612	666	101	2379	58	.958
1992	1601	702	66	2369	58	.972
1993	1515	597	90	2202	43	.959
1994	1502	647	85	2234	57	.962
1995	1508	591	71	2170	50	.967
1996	1549	620	70	2239	49	.969
1997	1616	592	105	2313	47	.955
1998	1628	618	86	2332	53	.963
1999	1547	568	89	2204	58	.960
2000	1581	614	93	2288	54	.959
2001	1657	688	91	2436	66	.963
2002	1628	632	68	2328	56	.971
2003	1583	612	77	2272	49	.966
2004	1507	606	73	2186	52	.967
2005	1655	608	106	2369	50	.955
2006	1627	680	72	2379	63	.970
2007	1495	639	76	2210	47	.966
2008	1503	633	68	2204	68	.969
2009	1447	612	72	2141	46	.966
2010	1558	633	64	2255	53	.972
2011	1545	620	72	2237	51	.968
2012	1502	537	71	2110	38	.966
2013	1681	574	75	2330	37	.968
2014	1474	538	69	2081	40	.967
2015	1578	558	48	2184	41	.978
2016	1720	639	51	2410	44	.979
2017	1611	611	45	2267	47	.980
2018	1474	471	44	1989	40	.978
2019	1443	486	46	1975	42	.977
2020	470	151	11	632	10	.983
2021	1533	491	42	2066	38	.980
2022	1428	519	51	1998	47	.974
2023	1404	460	68	1932	27	.965

Numbers in *Bold Italics* indicate all-time marks.

ANNUAL LEADERS

BATTING AVERAGE

Year	Name	H	AB	AVG
1965	Dock Richardson	23	62	.371
1966	James Skinner	18	62	.290
1967	Dock Richardson	37	117	.316
1968	Dock Richardson	38	107	.355
1969	Steve Kittrell	42	116	.362
1970	Steve Kittrell	59	153	.386
1971	Glenn Borgmann	73	155	.471
1972	Ernie Rosseau	56	160	.350
1973	Ernie Rosseau	57	146	.390
1974	Jim Hively	49	107	.458
1975	Dave Stapleton	89	245	.363
1976	Mike Jacobs	44	126	.349
1977	Steve Morrison	68	185	.368
1978	Steve Morrison	72	193	.425
1979	Keith Levens	41	108	.380
1980	Rich Kerns	31	93	.333
1981	Geoff Doggett	65	216	.301
1982	Dennis Johnston	60	163	.368
1983	Jim Lloyd	49	147	.333
1984	Pete Coachman	95	221	.430
1985	Mike Dull	62	183	.339
1986	Mike Dull	102	238	.429
1987	Mike Maksudian	68	167	.407
1988	Mike Mordecai	85	226	.376
1989	Mike Mordecai	97	255	.380
1990	Allen Battle	80	242	.331
1991	Andrew Kontorinis	78	212	.368
1992	Andrew Kontorinis	87	227	.383
1993	Tyrone Dixon	87	207	.391
1994	Marlon Anderson	84	235	.357
1995	Hugh Lopes	74	202	.366
1996	Shane Britt	85	245	.347
1997	Tom Salvagio	43	116	.371
1998	Tom Whitehurst	84	222	.378
1999	Seth Taylor	79	220	.359
2000	Tim Merritt	45	196	.347
2001	Nick Gretz	78	208	.375
2002	Jansen Rayborn	72	199	.362
2003	Cole Craig	78	210	.371
2004	Adam Lind	64	91	.392
2005	David Freese	81	217	.373
2006	David Freese	99	239	.414
2007	David Doss	85	233	.365
2008	Ray Kruml	87	247	.352
2009	Adam Heisler	83	213	.390
2010	Sean Laird	76	217	.350
2011	Brent Tanner	78	228	.342
2012	Whitt Dorsey	69	205	.337
2013	Jordan Patterson	63	233	.352
2014	Cole Gleason	68	204	.333
2015	Cole Billingsley	80	232	.345
2016	Travis Swaggerty	66	218	.303
2017	Dylan Hardy	78	215	.363
2018	Dylan Hardy	79	239	.331
2019	Ethan Wilson	76	220	.345
2020	Reid Powers	19	56	.339
2021	Ethan Wilson	68	214	.318
2022	Miles Simington	82	214	.383
2023	Will Turner	75	215	.349

STOLEN BASES

Year	Name	G	SB-SBA
1965	Dock Richardson	15	12
1966	Dock Richardson	24	11
1967	Dock Richardson	28	13
1968	Dock Richardson	26	21
1969	Al Snypes	31	16
1970	Steve Kittrell	40	27
1971	Steve Kittrell	45	21
1972	Al Ryan	42	30
1973	Ernie Rosseau	42	34
1974	Jim Hively	37	12
1975	Mike Warren	66	36
1976	Mike Jacobs	36	19
1977	Mike Jacobs	51	23-26
1978	Mark Johnston	52	19-20
1979	Keith Levens	41	11-12
1980	Geoff Doggett	38	24-28
1981	Geoff Doggett	61	62-67
1982	Geoff Doggett	47	33-39
1983	Dennis Johnston	66	19-20
1984	Lance Johnson	69	89-103
1985	Richie Hermann	52	24-35
1986	Tim Becker	60	52-61
1987	Robert Franklin	65	28-38
1988	Dewayne Jones	63	28-38
1989	Mike Mordecai	64	21-28

1990	Allen Battle	64	54-63
1991	Tyrone Dixon	61	37-50
1992	Kraig Hawkins	60	37-44
1993	Tyrone Dixon	56	45-54
1994	Marlon Anderson	56	31-42
1995	Marlon Anderson	58	31-40
1996	David Francia	59	20-29
1997	Brey Curtis	52	23-29
1998	Juan Pierre	61	54-62
1999	Eben Wells	58	21-28
2000	Brantley Griffin	53	20-21
2001	Cameron Likely	60	23-29
2002	T.J. Touchstone	58	14-20
2003	Brett Parker	61	12-20
2004	Quendon Montgomery	52	16-18
2005	Tyler Jones	61	15-19
2006	Tyler Jones	60	32-40
2007	Ray Kruml	57	18-23
2008	Ray Kruml	58	31-36
2009	Clint Reynolds	54	18-22
2010	Adam Heisler	55	31-35
2011	Taylor White	58	20-32
2012	Nolan Earley	56	5-8
2013	Jeff DeBlieux	63	6-8
2014	Adam Ballew	37	5-8
	Hayden Jones	53	5-10
2015	Cole Billingsley	55	30-34
2016	Cole Billingsley	64	31-37
2017	Travis Swaggerty	58	19-25
2018	Dylan Hardy	57	19-20
2019	Dakota Dailey	45	7-9
	Michael Sandle	50	7-9
2020	Michael Sandle	18	7-7
2021	Michael Sandle	58	15-16
2022	Will Turner	54	13-15
2023			

HOME RUNS

Year	Name	G	HR
1965	Mike Bradshaw	13	1
1966	James Skinner	22	2
1967	Mike McFarland	28	2
1968	Skip Moudry	24	2
1969	Henry Dougherty	31	6
1970	Glenn Borgmann	37	5
1971	Glenn Borgmann	45	15
1972	Forrest Crowder	42	6
1973	Alex Pastore	42	11
1974	Jerry Stamps	36	14
1975	Tony Barylski	63	10
	Leon Druckenmiller	66	10
	Jerry Stamps	66	10
1976	Tony Barylski	47	16
1977	Jerry Poston	55	21
1978	Mark Johnston	52	21
1979	Keith Mohler	41	12
1980	Tom Brady	37	5
1981	Tom Brady	62	5
	Chet Williams	61	5
1982	Ralph Codinach	47	11
1983	Jim Filotei	65	15
1984	Mike Theimer	52	7
1985	Brian Simmermacher	54	4
	Dan Crivellone	36	4
1986	Mike Dull	61	16
1987	Mike Maksudian	44	14
1988	Luis Gonzalez	63	16
1989	Tom Duffin	59	8
	Jay Gainer	65	8
	Mike Mordecai	64	8
1990	Jay Gainer	64	6
	Keith Murray	63	6
1991	Scott Bosarge	51	7
1992	Jay Simpson	60	12
1993	Scott Southard	58	8
1994	Marlon Anderson	56	13
1995	Shane Britt	58	11
	I.B. Stacy	56	11
1996	Shane Britt	59	10
1997	Joey Choron	62	21
1998	Brett Jackson	53	12
1999	Tim Merritt	59	11
2000	Tim Merritt	45	8
2001	Tim Merritt	62	12
	Ryan Mulhern	59	12
2002	Ryan Mulhern	57	17
2003	Ryan Mulhern	59	20
2004	Adam Lind	58	12
2005	Josh Morgan	55	17

2006	David Freese	60	12
2007	Jeff Cunningham	55	22
2008	Ryne Jernigan	58	16
2009	David Doss	55	12
2010	Jake Overstreet	59	11
2011	Brent Tanner	58	10
2012	Jordan Patterson	56	8
2013	Dustin Dalen	63	8
2014	Cole Gleason	53	3
2015	Ben Gann	43	3
2016	Adam Wolfe	51	7
2017	Wells Davis	57	14
2018	Travis Swaggerty	57	13
2019	Ethan Wilson	56	17
2020	Ethan Wilson	18	3
2021	Michael Sandle	58	11
2022	Santi Montiel	54	10
2023	Joseph Sullivan	52	13

RBIS

Year	Name	G	RBIS
1965	Dock Richardson	15	12
1966	Dock Richardson	24	10
1967	Dock Richardson	28	17
1968	Mickey Englett	25	15
1969	Henry Daugherty	31	21
1970	Steve Kittrell	40	28
1971	Glenn Borgmann	45	68
1972	Gary Conley	44	34
1973	Alex Pastore	42	53
1974	Jerry Stamps	36	60
1975	Dave Stapleton	66	69
1976	Jerry Poston	47	45
1977	Jerry Poston	55	60
1978	Steve Morrison	52	72
1979	Keith Mohler	51	51
1980	Rich Kerns	31	27
1981	Ron Pelletier	62	45
1982	Ralph Codinach	47	53
1983	Jim Filotei	65	56
1984	Pete Coachman	68	56
1985	Mike Thiege	51	28
1986	Mike Dull	61	70
1987	Mike Maksudian	44	63
1988	Luis Gonzalez	63	80
1989	Mike Mordecai	64	57
1990	Harold Dueitt	64	38
1991	Andrew Kontorinis	59	56
1992	Jay Simpson	60	59
1993	Pat Murphy	59	51
1994	Mark Dobnikar	56	42
1995	Shane Britt	58	52
1996	Shane Britt	59	63
1997	Joey Choron	62	73
1998	Bean Keats	60	48
1999	Seth Taylor	58	49
	Nick Gretz	48	49
2000	Tim Merritt	45	43
2001	Tim Merritt	62	65
2002	Ryan Mulhern	57	64
2003	Ryan Mulhern	59	67
2004	Adam Lind	58	60
2005	David Freese	56	48
2006	David Freese	60	73
2007	Jeff Cunningham	55	64
2008	Ryne Jernigan	58	70
2009	David Doss	55	59
2010	Jake Overstreet	59	74
2011	Brent Tanner	58	55
2012	Jordan Patterson	56	44
	Nick Zaharion	54	44
2013	Nolan Earley	63	59
2014	Cole Gleason	53	33
2015	Bud Collura	57	38
2016	Danny Martinez	64	53
2017	Travis Swaggerty	58	60
2018	Wells Davis	57	56
2019	Ethan Wilson	56	51
2020	Reid Powers	17	12
	Ethan Wilson	18	12
2021	Michael Sandle	58	50
2022	Miles Simington	52	53
2023	Will Turner	54	52

ANNUAL LEADERS

PITCHING WINS

Year	Name	W-L	Pct.
1965	Bill Casey	2-3	.400
1966	Milton Jarvis	5-2	.714
1967	Ronnie Chambless	7-1	.875
1968	Ronnie Chambless	5-1	.833
1969	Mike McFarland	7-5	.583
1970	Ronnie Chambless	9-1	.900
1971	Mike Tice	8-1	.889
1972	Stan Butkus	11-2	.846
1973	Mark Hoffman	10-2	.833
1974	Blaine Dollar	7-2	.778
1975	Joe Muich	14-3	.824
1976	Joe Muich	10-4	.714
1977	Enas Reidy	10-3	.769
1978	Enas Reidy	12-2	.857
1979	Herman West	7-3	.700
1980	Larry Freeburg	7-2	.778
1981	Dave Czosek	12-6	.667
1982	Steve Oliverio	10-3	.769
1983	Steve Oliverio	13-4	.765
1984	Mike Sassone	13-4	.765
1985	Warren Hughes	6-6	.500
1986	Jay Rogers & Jerry Rub	8-3	.727
1987	John Buss & Stuart Fuller	6-3	.667
1988	Rafael Perez	10-5	.667
1989	Scott Bray	14-3	.825
1990	Mike Zimmerman	12-7	.632
1991	Jon Lieber	12-5	.706
1992	Jon Lieber	12-5	.706
1993	Scott Patrick	8-3	.727
	Jamie Ybarra	8-5	.615
1994	Allen Halley	10-2	.833
1995	Allen Halley	12-3	.800
1996	Jason Norton	12-3	.800
1997	Stephen Sparks	11-1	.917
	Mike Nakamura	11-2	.846
1998	Mike Fischer	11-1	.917
1999	Eric Janeczek	9-2	.818
2000	Daniel Head	7-10	.412
2001	Clark Girardeau	10-4	.714
2002	Sam Smith	9-1	.900
	Bert Heath	9-4	.692
2003	Tony Neal	10-5	.667
2004	P.J. Walters	10-1	.909
2005	P.J. Walters	10-7	.588
2006	P.J. Walters	11-3	.785
2007	Joey Doan	5-6	.454
2008	Eric Gonzalez	7-6	.538
2009	Matt Jackson	5-4	.556
2010	D.D. Hanks	10-6	.625
2011	Garrett Harris	8-3	.727
2012	Jarron Cito	7-4	.636
2013	Matt Bell	6-2	.750
2014	Locke St. John	6-3	.667
2015	Kevin Hill	10-0	1.000
2016	Kevin Hill	8-2	.800
2017	Tyler Carr	7-2	.778
	Randy Bell	7-3	.700
2018	Tyler Carr	9-3	.750
2019	Drake Nightengale	6-2	.750
2020	Andy Arguelles	2-0	1.000
2021	JoJo Booker	8-0	1.000
2022	Matt Boswell	6-5	.545
2023	Grant Wood	4-3	.571

STRIKEOUTS

Year	Name	IP	SO
1965	Rick Bailey	44	30
1966	Mike McFarland	71	63
1967	Not available	-	-
1968	Herb Smith	52	61
1969	Mike McFarland	85	54
1970	Not available	-	-
1971	Mike Tice	75	65
1972	Stan Butkus	103	91
1973	Mark Hoffman	91	92
1974	Tommy Mercer	68	57
1975	Joe Muich	118	93
1976	Joe Muich	105	89
1977	Enas Reidy	72	48
1978	Enas Reidy	83	56
1979	Jim Lincoln	62	62
1980	Ben Martin	96	69
1981	Doug Morrison	92	46
1982	Steve Oliverio	95	68
1983	Steve Oliverio	127.1	102

1984	Warren Hughes	120	104
1985	Mike Sassone	64	62
1986	Jay Rogers	100.1	83
1987	Stuart Fuller	79.2	55
1988	Mark Ettles	93.2	70
1989	Scott Bray	119.2	102
1990	Mike Zimmerman	158.1	170
1991	Jon Lieber	148	147
1992	Jon Lieber	154.2	151
1993	Jamie Ybarra	95.1	88
1994	Allen Halley	104.2	91
1995	Allen Halley	120.1	123
1996	Jason Norton	108.1	101
1997	Jason Norton	142.2	132
1998	Jason Norton	105.1	121
1999	Layne Meyer	106	100
2000	Joe Long	70.1	71
	Layne Meyer	86	71
2001	Tony Neal	106.1	86
2002	Sam Smith	116.2	114
2003	Tony Neal	99.1	100
2004	P.J. Walters	117	119
2005	P.J. Walters	141.2	119
2006	P.J. Walters	152	166
2007	Joey Doan	97	59
2008	Eric Gonzalez	84	87
2009	Miles Etheridge	72	67
2010	D.D. Hanks	96.2	86
2011	Garrett Harris	114.2	95
2012	Jarron Cito	82.2	69
2013	Jarron Cito	71.2	66
2014	Kevin Hill	82.1	93
2015	Kevin Hill	93.2	107
2016	Kevin Hill	122.2	126
2017	Randy Bell	107.1	96
2018	Zach Greene	57.0	80
2019	Drake Nightengale	71.2	91
2020	Drake Nightengale	23.1	39
2021	JoJo Booker	84.0	82
2022	Matt Boswell	84.0	92
2023	Jeremy Lee	66.0	65


ERA (MIN. 50 IP)

Year	Name	ER	IP	ERA
1965	Mike Bradshaw	10	31.1	2.88
1966	Milton Jarvis	10	46.1	1.94
1967	Ronnie Chambless	--	-	0.48
1968	Ronnie Chambless	10	60	1.48
1969	Mike McFarland	17	85	1.80
1970	Not available	--	--	--
1971	Mike Tice	15	75.1	1.80
1972	Mark Hoffman	12	63	1.71
1973	Willie Collins	12	70.2	1.52
1974	Tommy Mercer	21	68	3.78
1975	Bill Sturgeon	12	90	1.20
1976	Rick Williams	15	58	2.33
1977	Ben Martin	24	59	3.51
1978	Marvin Saunders	23	82.2	2.62
1979	Larry Freeburg	26	55	4.26
1980	Doug Morrison	6	50	1.08
1981	Dave Czosek	42	129	2.93
1982	Steve Oliverio	31	94.2	2.93
1983	John Duffy	30	86.1	3.13
1984	Marc Estes	37	110	3.03
1985	Warren Hughes	46	80.1	5.15
1986	Jerry Rub	33	100.2	2.95
1987	John Buss	28	62.1	4.04
1988	Rafael Perez	43	93.2	4.13
1989	Scott Bray	44	119.2	3.31
1990	Mike Zimmerman	28	158.1	1.59
1991	Jon Lieber	45	148	2.74
1992	Jon Lieber	35	154.2	2.04
1993	Scott Patrick	25	75	3.00
1994	Allen Halley	31	104.2	2.67
1995	Mike Nakamura	15	55	2.45
1996	Mike Fischer	18	59	2.75
1997	Stephen Sparks	42	101.1	3.73
1998	Mike Fischer	32	124.2	2.31
1999	Daniel Head	29	91	2.87
2000	Joe Long	29	70.1	3.07
2001	Clark Girardeau	42	97.2	3.87
2002	Sam Smith	45	116.2	3.47
2003	Clark Girardeau	21	77.2	2.43
2004	P.J. Walters	55	119	4.23
2005	Adam Wood	15	58.2	2.30
2006	P.J. Walters	54	152	3.20
2007	Joey Doan	52	97	4.82
2008	Eric Gonzalez	58	84	6.21

2009	Lance Baxter	28	67.1	3.74
2010	D.D. Hanks	46	96.2	4.28
2011	Garrett Harris	46	114.2	3.61
2012	Jarron Cito	48	82.2	5.23
2013	Matt Bell	31	75.1	3.70
	Jacob Noble	27	65.2	3.70
2014	Locke St. John	35	97.1	3.24
2015	Kevin Hill	18	93.2	1.73
2016	Randy Bell	24	88.1	2.45
2017	Matt Peacock	17	51.2	2.96
2018	Jared Proctor	19	55.0	3.11
2019	Drake Nightengale	28	71.2	3.52
2020	N/A	N/A	N/A	N/A
2021	Miles Smith	20	82.2	2.18
2022	Miles Smith	20	50.1	3.58
2023	Jeremy Lee	47	66.0	6.41



Mike Zimmerman



Jon Lieber



P.J. Walters

YEAR-BY-YEAR RESULTS



MEL LUCAS

50-44

(4 seasons, 1965-68)

1965

3-12

at Chipola JC.....	6-8	L
at Alabama Freshman.....	1-3	L
at Alabama Freshman.....	8-6	W
at Chipola JC.....	3-7	L
at Huntingdon.....	6-8	L
at Troy.....	0-12	L
at Tulane Freshman.....	0-8	L
at Tulane Freshman.....	0-6	L
vs. Pensacola Navy.....	7-6	W (10)
at Clark JC.....	6-7	L
at Belhaven.....	0-8	L
HUNTINGDON.....	2-8 (12)	L
CLARK JC.....	2-7	L
BELHAVEN.....	9-8	W (11)
at Pensacola Navy.....	3-6	L

1966

13-11

DAVID LIPSCOMB.....	2-4	L
DAVID LIPSCOMB.....	1-0	W
at Willam Carey.....	7-12	L
at Pensacola JC.....	7-3	W
at Pensacola JC.....	2-0	W
at Troy.....	3-5	L
PARSONS.....	0-3	L
PARSONS.....	7-1	W
PENSACOLA JC.....	3-1	W
PENSACOLA JC.....	2-1	W (10)
PARSONS.....	6-2	W
PARSONS.....	1-4	L
PENSACOLA NAVY.....	7-6	W
at Huntingdon.....	2-1	W
TROY.....	13-2	W
SPRING HILL.....	4-3	W
BELHAVEN.....	1-3	L
KEESLER AFB.....	10-0	W
WILLIAM CAREY.....	6-0	W
at Spring Hill.....	4-5	L
TULANE.....	2-4	L
TULANE.....	4-5	L
at Keesler AFB.....	2-3	L
at Belhaven.....	1-4	L

1967

16-12

ILLINOIS STATE.....	6-3	W
ILLINOIS STATE.....	2-3	L
ILLINOIS STATE.....	0-3	L
ILLINOIS-CHICAGO.....	4-6	L
at Keesler AFB.....	8-1	W
SEWANNEE.....	7-2	W
SEWANNEE.....	2-1	W
LINCOLN.....	9-0	W
LINCOLN.....	1-6	L
LINCOLN.....	7-1	W
at Gulf Coast JC.....	2-9	L
BELHAVEN.....	5-4	W (15)
PARSONS.....	3-5	L
SPRING HILL.....	1-2	(10) L
SOUTHERN MISS.....	6-8	(13) L
at Millsaps.....	5-2	W
at Alabama.....	2-3	(10) L

at Alabama.....	2-3	L
at Spring Hill.....	4-3	W
PENSACOLA NAVY.....	9-4	W
MILLSAPS.....	4-3	W (14)
at Huntingdon.....	6-2	W
at Southern Miss.....	5-4	W
at Samford.....	3-1	W
at Samford.....	3-6	L
HUNTINGDON.....	7-3	W
at Belhaven.....	3-4	L

1968

18-9

AUBURN.....	2-1	W
at Alabama.....	0-8	L
at Alabama.....	2-1	W
KALAMAZOO.....	5-0	W
KALAMAZOO.....	6-1	W
CLEVELAND STATE.....	2-5	L
CLEVELAND STATE.....	3-6	L
SEWANNEE.....	5-0	W
SPRING HILL.....	9-3	W
at Huntingdon.....	4-2	W
SPRING ARBOR COLLEGE.....	8-0	W
SPRING ARBOR COLLEGE.....	5-2	W
ALABAMA.....	5-4	W
ALABAMA.....	0-4	L
ALABAMA.....	5-3	W
GANNON.....	0-1	L
ST. JOSEPH'S.....	7-6	W
BELHAVEN.....	7-6	W
SPRING HILL.....	3-1	W
at Tulane.....	8-0	W
at Tulane.....	1-4	L
SPRING HILL.....	3-1	W
SAMFORD.....	3-4	L
SOUTHERN MISS.....	0-2	L
at Belhaven.....	2-3	L
at Pensacola Navy.....	17-4	W
PENSACOLA NAVY.....	13-5	W



EDDIE STANKY

490-195-2

(14 seasons, 1969-79, 1981-83)

1969

19-12

ALABAMA.....	1-9	L
ALABAMA.....	6-5	W
SPRING HILL.....	6-2	W
AUBURN.....	2-0	W
AUBURN.....	5-4	W
KALAMAZOO.....	12-8	W
KALAMAZOO.....	12-7	W
KALAMAZOO.....	3-1	W
KALAMAZOO.....	2-1	W
ILLINOIS STATE.....	3-7	L
KEESLER.....	8-1	W
TAYLOR.....	8-7	W
TAYLOR.....	8-5	W
GANNON.....	5-1	W

WISCONSIN STATE.....	1-3 (14)	L
SOUTHERN MISS.....	8-1	W
SPRING HILL.....	4-2	W
at Alabama.....	1-9	L
at Alabama.....	15-4	W
at Tulane.....	1-3	L
at Tulane.....	8-9	L
SPRING HILL.....	13-1	W
at Southern Miss.....	6-3	W
BELHAVEN.....	11-1	W
PENSACOLA NAVY.....	6-3	W
PENSACOLA NAVY.....	--	L
at Florida State.....	4-5	L
at Florida State.....	0-4	L
at Pensacola Navy.....	2-5	L
at Auburn.....	1-6	L
at Auburn.....	7-8	L

1970

26-14-2

UNION.....	2-3	L
UNION.....	4-2	W
ALABAMA.....	6-1	W
ALABAMA.....	7-5	W
KALAMAZOO.....	1-0	W
KALAMAZOO.....	11-4	W
TENNESSEE.....	0-6	L
TENNESSEE.....	6-8	L
WISCONSIN STATE.....	3-5	L
WISCONSIN STATE.....	5-4	W
ALBION.....	7-3	W
ALBION.....	7-7 (8)	T
ALBION.....	7-6	W
at Tulane.....	2-4	L
at Tulane.....	3-4	L
FLORIDA STATE.....	4-8	L
FLORIDA STATE.....	0-4	L
FLORIDA STATE.....	0-11	L
SPRING HILL.....	2-0	W
PENSACOLA NAVY.....	8-1	W
PENSACOLA NAVY.....	9-2	W
at Southern Miss.....	0-1	L
at Southern Miss.....	2-6	L
SPRING HILL.....	10-2	W
LOYOLA.....	13-5	W
LOYOLA.....	5-7	L
at Florida State.....	0-9	L
at Florida State.....	5-3	W
at Florida State.....	3-3	T
SPRING HILL.....	8-1	W
at New Orleans.....	5-3	W
at New Orleans.....	10-4	W
PENSACOLA NAVY.....	3-0	W
PENSACOLA NAVY.....	9-1	W
at Delta State.....	8-3	W
at Delta State.....	12-4	W
at Alabama.....	2-1	W
at Alabama.....	5-2	W
NEW ORLEANS.....	7-4	W
NEW ORLEANS.....	10-4	W
at Auburn.....	7-9	L
at Auburn.....	4-2	W

YEAR-BY-YEAR RESULTS

1971

36-11

UNION	9-5	W	
UNION	11-2	W	
at Alabama	6-2	W	
at Alabama	1-5	L	
ALABAMA	2-1	W	
ALABAMA	13-3	W	
ALABAMA	13-9	W	
MISSISSIPPI	18-3	W	
MISSISSIPPI	10-5	W	
SIU-EDWARDSVILLE	15-5	W	
SIU-EDWARDSVILLE	7-4	W	
KALAMAZOO	6-0	W	
KALAMAZOO	9-0	W	
WESTERN ILLINOIS	3-2	W	
WESTERN ILLINOIS	8-2	W	
at LSU	4-7	L	
at Tulane	6-3	W	
AUBURN	2-3	L	
AUBURN	9-2	W	
SOUTHERN MISS	5-4	W (10)	
SOUTHERN MISS	2-3	L	
STOUT STATE	6-5	W	
GANNON	13-0	W	
GANNON	6-0	W	
GANNON	25-2	W	
MIDDLE TENNESSEE	6-3	W	
WISCONSIN STATE	4-1	W	
at Spring Hill	12-1	W	
LOYOLA	15-4	W	
LOYOLA	5-6	L	
at Mississippi	10-3	W	
at Mississippi	12-11	W	
SPRING HILL	3-0	W	
at Florida State	7-9	L	
at Florida State	5-4	W	
at Florida State	4-9	L	
SPRING HILL	14-4	W	
at Loyola	1-2	L	
at Loyola	3-4	L	
at New Orleans	14-4	W	
at New Orleans	14-4	W	
DELTA STATE	8-0	W	
DELTA STATE	4-2	W	
FLORIDA STATE	3-7	L	
FLORIDA STATE	3-2	W	
at Auburn	5-6	L	
at Auburn	4-0	W	

1972

36-8

- NCAA District 3 Regional -

SPRING HILL	7-0	W	
NEW ORLEANS	6-5	W	
NEW ORLEANS	11-6	W	
AUBURN	1-0	W	
MISSISSIPPI	7-1	W	
MISSISSIPPI	6-0	W	
MISSISSIPPI	8-4	W	
KALAMAZOO	5-2	W	
KALAMAZOO	8-3	W	
KALAMAZOO	9-0	W	
LSU	5-0	W	
LSU	3-2	W	
LSU	4-3	W	
VANDERBILT	5-2	W	
VANDERBILT	18-4	W	
GANNON	7-0	W	
MIDDLE TENNESSEE	15-4	W	
MIDDLE TENNESSEE	9-2	W	
at LSU	6-4	W	
at LSU	4-6	L	
at LSU	9-6	W	
at Spring Hill	2-0	W	
at Middle Tennessee	7-4	W	
at Middle Tennessee	9-5	W	
at Vanderbilt	2-5	L	
at Vanderbilt	19-12	W	
at Florida State	5-2	W	
at Florida State	6-4	W	
at Florida State	7-2	W	
at Jacksonville	5-11	L	
at Southern Miss	2-0	W	
at Southern Miss	8-0	W	

JACKSONVILLE	4-3	W	
JACKSONVILLE	4-10	L	
FLORIDA STATE	4-6	L	
FLORIDA STATE	1-3	L	
FLORIDA STATE	10-0	W	
at Auburn	6-1	W	
at Auburn	5-1	W	
+vs. Florida State	6-5	W	
+vs. Jacksonville	9-6	W	
+vs. Virginia	6-1	W	
+vs. Mississippi	4-8	L	
+vs. Mississippi	1-12	L	

+NCAA District 3 (Gastonia, N.C.)

1973

33-9

- NCAA District 3 Regional -

SPRING HILL	7-1	W	
ALABAMA	10-2	W	
LSU	10-1	W	
LSU	10-0	W	
at Alabama	2-0	W	
at South Carolina	5-4	W	
at Alabama	7-5	W	
KALAMAZOO	8-0	W	
TENNESSEE	12-4	W	
YALE	14-7	W	
CLEMSON	10-1	W	
YALE	10-1	W	
CLEMSON	11-1	W	
LIVINGSTON	10-3	W	
LIVINGSTON	11-0	W	
LIVINGSTON	7-1	W	
at Florida State	11-3	W	
at Florida State	3-4	L	
NEW ORLEANS	6-5	W	
NEW ORLEANS	6-2	W	
SOUTHERN MISS	11-1	W	
SOUTHERN MISS	13-0	W	
SPRING HILL	10-1	W	
TULANE	5-0	W	
TULANE	3-4	L	
at LSU	6-7	L	
at LSU	3-4	L	
at New Orleans	12-3	W	
at New Orleans	0-1	L	
at Tulane	2-3	L	
at Tulane	7-0	W	
at Auburn	12-1	W (10)	
at Auburn	8-7	W (11)	
FLORIDA STATE	8-5	W	
FLORIDA STATE	4-3	W	
FLORIDA STATE	3-2	W	
AUBURN	15-5	W	
AUBURN	16-2	W	
+vs. Miami (Fla.)	3-5	L	
+vs. Appalachian State	1-2	L	

+NCAA District 3 Regional (Starkville, Miss.)

1974

30-8

LOUISIANA TECH	11-0	W	
NICHOLLS STATE	7-1	W	
NICHOLLS STATE	5-2	W	
LOUISIANA TECH	4-7	L	
LOUISIANA TECH	12-5	W	
NICHOLLS STATE	6-3	W	
VANDERBILT	5-4	W	
VANDERBILT	2-5	L	
LSU	1-0	W	
LSU	2-0	W	
MURRAY STATE	9-13	L	
OAKLAND	5-2	W	
OAKLAND	7-1	W	
SOUTH CAROLINA	11-7	W	
SOUTH CAROLINA	2-9	L	
SOUTH CAROLINA	9-2	W	
SPRING HILL	2-3	L	
KALAMAZOO	6-1	W	
KALAMAZOO	5-3	W	
KALAMAZOO	11-0	W	
at Southern Miss	7-5	W	
LIVINGSTON	2-4	L	
LIVINGSTON	21-7	W	

at Livingston	15-0	W	
at Livingston	6-3	W	
TROY	10-0	W	
TROY	11-5	W	
SOUTHERN MISS	15-1	W	
at Vanderbilt	12-0	W	
at Jacksonville	5-17	L	
at Jacksonville	9-5	W	
NEW ORLEANS	12-14	L	
NEW ORLEANS	12-7	W	
NEW ORLEANS	15-5	W	
SPRING HILL	13-3	W	
JACKSONVILLE	13-7	W	
JACKSONVILLE	16-3	W	

1975

52-14

- NCAA South Central Regional -

WILLIAM CAREY	11-10	W	
WILLIAM CAREY	6-1	W	
VANDERBILT	14-4	W	
VANDERBILT	7-1	W	
LAMAR	15-5	W	
LOUISIANA	9-4	W	
LOUISIANA	9-3	W	
LAMAR	8-2	W	
LAMAR	11-4	W	
LOUISIANA	8-7	W	
IOWA	6-1	W	
IOWA	10-5	W	
ALBION	4-0	W	
LOUISVILLE	19-5	W	
LIVINGSTON	13-11	W	
LIVINGSTON	8-2	W	
OHIO	5-1	W	
OHIO	3-4	L	
OHIO	7-3	W	
OHIO	11-3	W	
OAKLAND	12-0	W	
OAKLAND	6-3	W	
OAKLAND	10-1	W	
JOHN BROWN	5-1	W	
KALAMAZOO	18-3	W	
KALAMAZOO	11-0	W	
JOHN BROWN	3-2	W	
COLGATE	11-6	W	
COLGATE	5-0	W	
COLGATE	17-4	W	
NORTHWESTERN	13-3	W	
NORTHWESTERN	13-4	W	
NORTHWESTERN	6-1	W	
at Southern Miss	7-0	W	
at Southern Miss	7-1	W	
TULANE	8-0	W	
TULANE	6-5	W	
at Florida State	2-4	L	
at Florida State	8-4	W	
at Florida State	4-5	(11) L	
at David Lipscomb	5-10	L	
at David Lipscomb	6-7	(11) L	
at Vanderbilt	7-9	L	
NEW ORLEANS	7-6	W	
NEW ORLEANS	12-7	W (11)	
SOUTHERN MISS	2-1	W	
SOUTHERN MISS	3-1	W	
at Spring Hill	8-1	W	
at New Orleans	7-4	W	
at New Orleans	1-0	W	
at Stetson	3-2	W	
at Stetson	1-2	L	
at Jacksonville	11-2	W	
at Jacksonville	3-4	L	
JACKSONVILLE	3-2	W	
JACKSONVILLE	1-6	L	
JACKSONVILLE	3-2	W	
FLORIDA STATE	1-7	L	
MERCER	9-0	W	
MERCER	2-0	W	
MERCER	9-2	W	
SPRING HILL	7-10	L	
SPRING HILL	11-0	W	
+vs. Texas-Pan American	7-6	W	
+vs. Texas	4-7	L	
+vs. Texas-Pan American	7-8	L	

+NCAA South Regional (Arlington, Texas)

YEAR-BY-YEAR RESULTS

1976

34-13

LSU	17-6	W	
LSU	3-6		L
LOUISIANA	11-2	W	
LOUISIANA	2-0	W	
WILLIAM CAREY	3-9		L
WILLIAM CAREY	5-3	W	
SOUTHERN MISS	6-2	W	
SOUTHERN MISS	8-3	W	
SPRING HILL	13-10	W	
ALBION	6-4	W	
ALBION	8-5	W	
BELLARMINE	6-4	W	
BELLARMINE	9-1	W	
STETSON	11-3	W	
STETSON	11-8	W	
LOUISVILLE	17-4	W	
LOUISVILLE	14-10	W	
OHIO STATE	2-9		L
OHIO STATE	2-10		L
KALAMAZOO	8-2	W	
KALAMAZOO	17-9	W	
OHIO	6-8		L
MONTEVALLO	17-5	W	
ST. BERNARD	16-5	W	
SPRING HILL	23-4	W	
at Mississippi State	0-4		L
at Mississippi State	1-2		L
at New Orleans	1-5		L
at New Orleans	8-4	W	
at Tulane	4-2	W	
TULANE	12-8	W	
FLORIDA STATE	4-9		L
FLORIDA STATE	1-0	W	
FLORIDA STATE	3-2	W	
at Florida State	6-21		L
at Jacksonville	10-3	W	
at Jacksonville	3-7		L
at Jacksonville	5-3	W	
at Rollins	6-5	W	
at Rollins	4-6		L
at Southern Miss	4-0	W	
at Southern Miss	3-2	W	
JACKSONVILLE	6-2	W	
JACKSONVILLE	9-10		L
TROY	7-4	W	
TROY	11-1	W	
TROY	16-4	W	

1977

42-13

- NCAA Atlantic Regional -

at Alabama	2-5		L
at Alabama	8-5	W	
at Alabama	3-7		L
MEMPHIS	4-1	W	
MEMPHIS	5-4	W	
MEMPHIS	5-4	W	
ALBION COLLEGE	11-4	W	
ALBION COLLEGE	12-0	W	
SPRING HILL	15-4	W	
MISSISSIPPI COLLEGE	11-2	W	
TULANE	10-5	W	
TULANE	9-1	W	
EASTERN ILLINOIS	8-1	W	
EASTERN ILLINOIS	7-2	W	
KALAMAZOO	14-3	W	
KALAMAZOO	7-1	W	
OHIO	22-7	W	
OHIO	6-2	W	
OHIO	4-2	W	
OHIO	9-1	W	
MISSISSIPPI STATE	9-4	W	
at Tulane	5-10		L
at Tulane	5-8		L
ROLLINS	13-4	W	
ROLLINS	6-10		L
MONTEVALLO	7-3	W	
at Houston	8-9		L

vs. Lamar	7-4	W	
at Louisiana	5-0	W	
at Louisiana	8-2	W	
SOUTHERN MISS	13-0	W	
SOUTHERN MISS	6-0	W	
AUBURN	11-14		L
AUBURN	8-5	W	
SPRING HILL	20-2	W	
NEW ORLEANS	4-1	W	
NEW ORLEANS	7-0	W	
at Memphis	13-7	W	
at Mississippi College	11-2	W	
at Stetson	5-8		L
at Stetson	5-2	W	
at Jacksonville	3-6		L
at Jacksonville	3-1	W	
at Auburn	9-1	W	
at Auburn	8-4	W	
at LSU	4-5		L
at LSU	19-3	W	
JACKSONVILLE	7-9		L
JACKSONVILLE	11-0	W	
JACKSONVILLE	13-12	W	
+vs. South Carolina	7-6	W	
+vs. Wake Forest	6-9		L
+vs. South Carolina	2-11		L

+NCAA Atlantic Regional (Columbia, S.C.)

1978

38-14

ALABAMA	9-6	W	
ALABAMA	8-2	W	
ALABAMA	4-5		L
LSU	4-1	W	
LSU	4-2	W	
TULANE	18-17	W (10)	
ALBION	12-4	W	
ALBION	17-2	W	
ALBION	8-2	W	
MEMPHIS	21-8	W	
MEMPHIS	11-16		L
MONTEVALLO	11-9	W	
ST. FRANCIS	13-12	W (10)	
ST. FRANCIS	18-1	W	
ST. FRANCIS	19-13	W	
at Alabama	1-3		L
at Alabama	1-5		L
at Alabama	12-1	W	
KALAMAZOO	22-5	W	
AUBURN	12-4	W	
AUBURN	16-8	W	
KALAMAZOO	12-5	W	
WRIGHT STATE	6-5	W	
WRIGHT STATE	11-3	W	
FLORIDA STATE	16-5	W	
FLORIDA STATE	9-2	W	
QUINCY	17-4	W	
ELON	9-4	W	
ELON	9-1	W	
at Spring Hill	6-2	W	
at Tulane	8-7	W	
at Tulane	0-2		L
at New Orleans	3-10		L
at New Orleans	6-4	W	
OAKLAND	4-3	W	
OAKLAND	15-5	W	
at Florida State	4-5		L
at Florida State	3-7		L
at Jacksonville	7-3	W	
at Jacksonville	4-8		L
at Spring Hill	10-0	W	
at Mississippi State	3-0	W	
at Mississippi State	7-5	W	
at Auburn	6-17		L
at Auburn	10-5	W	
NEW ORLEANS	6-15	W	
at Memphis	3-10		L
SOUTH FLORIDA	5-13		L
! vs. Jacksonville	9-7	W	
! vs. South Florida	5-10		L
! vs. Jacksonville	19-10	W	
! vs. Louisiana Tech	3-4		L

! SBC Tournament (Mobile, Ala.)

1979

32-15

at Alabama	2-8		L
at Alabama	2-6		L
MEMPHIS	16-10	W	
MEMPHIS	2-5		L
ALBION	13-8	W	
ALBION	14-4	W	
ALBION	18-5	W	
at Spring Hill	10-5	W	
ST. LOUIS	9-1	W	
JOHN CARROLL	9-2	W	
CENTENARY	17-2	W	
CENTENARY	16-2	W	
KALAMAZOO	22-7	W	
MISSISSIPPI STATE	8-7	W	
MISSISSIPPI STATE	1-12		L
OAKLAND	15-1	W	
at New Orleans	0-3		L
at New Orleans	1-5		L
STETSON	5-9		L
STETSON	10-11		L
ALABAMA	12-11	W	
ALABAMA	8-4	W	
ALABAMA	9-8	W (11)	
LSU	10-5	W	
LSU	12-5	W	
AUBURN	8-5	W	
AUBURN	5-1	W	
SPRING HILL	6-5	W	
ULM	7-2	W	
NEW ORLEANS	8-11		L
NEW ORLEANS	16-7	W	
at UAB	7-8		L
at UAB	15-2	W	
at Huntingdon	9-11		L
BELHAVEN	10-6	W	
JACKSONVILLE	2-0	W	
JACKSONVILLE	4-1	W	
at Georgia State	7-0	W	
at New Orleans	2-9		L
at South Florida	19-6	W	
at New Orleans	1-6		L
UAB	6-4	W	
UAB	19-2	W	
! vs. Georgia State	7-0	W	
! vs. New Orleans	2-9		L
! vs. South Florida	19-6	W	
! vs. New Orleans	1-6		L

! SBC Tournament (Tampa, Fla.)

YEAR-BY-YEAR RESULTS



JIM CRAWFORD

33-11
(1 season, 1980)

1980

33-11

- Sun Belt Champions -
- NCAA East Regional -

at Miami (Fla.)	0-2	L
at Miami (Fla.)	7-4	W
at Miami (Fla.)	1-7	L
ALABAMA	7-4	W
ALABAMA	6-0	W
ALBION	5-2	W
ALBION	2-1	W
SPRING HILL	4-2	W
ST. LOUIS	7-3	W
FAIRLEIGH DICKINSON	10-0	W
FAIRLEIGH DICKINSON	8-0	W
FAIRLEIGH DICKINSON	14-4	W
at Mississippi State	5-3	W
at Mississippi State	2-3	(13) L
KALAMAZOO	10-1	W
KALAMAZOO	10-0	W
NICHOLLS STATE	5-6	L
NICHOLLS STATE	1-3	L
JOHN CARROLL	10-0	W
JOHN CARROLL	8-0	W
JOHN CARROLL	10-0	W
AUBURN	5-4	W
AUBURN	3-4	L
at New Orleans	7-3	W
at New Orleans	4-2	W
SPRING HILL	14-2	W
UAB	8-1	W
UAB	3-4	L
UAB	0-7	L
NEW ORLEANS	1-3	L
NEW ORLEANS	3-2	W
MEMPHIS	5-4	W (10)
MEMPHIS	5-3	W
at Huntingdon	7-3	W
at Auburn	1-0	W
at Auburn	5-4	W (10)
HUNTINGDON	9-5	W
! vs. Jacksonville	7-4	W
! vs. Georgia State	7-6	W
! vs. South Florida	11-1	W
at UAB	6-0	W
at UAB	5-3	W
+ vs. Miami (Fla.)	6-15	L
+ vs. Delaware	4-5	(10) L

! SBC Tournament (Mobile, Ala.)
+ NCAA East Regional (Miami, Fla.)



EDDIE STANKY

490-195-2
(14 seasons, 1969-79, 1981-83)

1981

40-23, 6-3 Sun Belt

- Sun Belt Champions -

ALABAMA	6-2	W
ALABAMA	2-5	L
ALABAMA	4-8	L
LOUISIANA TECH	6-14	L
ALBION	5-0	W
ALBION	17-5	W
* at South Florida	5-9	L
* at South Florida	9-3	W
* at South Florida	8-4	W (8)
SOUTHWEST BAPTIST	5-3	W
SOUTHWEST BAPTIST	7-0	W
at LSU	6-7	L
at LSU	18-15	W
* at Jacksonville	3-4	L
at Spring Hill	6-2	W
NEW ORLEANS	1-9	L
NEW ORLEANS	2-1	W

* at Jacksonville	9-3	W
LSU	6-4	W
LSU	6-3	W
KALAMAZOO	6-4	W
KALAMAZOO	7-0	W
* JACKSONVILLE	5-2	W
* JACKSONVILLE	13-1	W
JACKSONVILLE	5-3	W
MISSISSIPPI STATE	5-3	W
MISSISSIPPI STATE	7-4	W
at New Orleans	4-3	W
at New Orleans	9-10	L
at West Florida	3-0	W
at West Florida	5-1	W
* SOUTH FLORIDA	5-3	W
* SOUTH FLORIDA	3-5	L
SOUTH FLORIDA	10-4	W
AUBURN	5-4	W (12)
AUBURN	9-0	W
at West Florida	3-0	W
at West Florida	5-1	W
at Spring Hill	13-5	W
at Auburn	6-7	L
at Auburn	10-5	W
at Alabama	3-8	L
at Alabama	3-4	(10) L
at Alabama	2-3	L
at Texas A&M	3-9	L
at Texas A&M	4-10	L
at Memphis	5-6	L
at Memphis	5-9	L
SPRING HILL	10-5	W
at Tennessee	8-2	W
at Tennessee	8-6	W
at UAB	1-3	L
at UAB	8-4	W
at UAB	5-4	W
! vs. UAB	8-7	W (14)
! vs. South Florida	3-6	L
! vs. Charlotte	12-7	W
! vs. South Florida	2-1	W
! vs. South Florida	7-1	W
MIAMI (FLA.)	0-3	L
MIAMI (FLA.)	1-4	L
MIAMI (FLA.)	2-5	L
UAB	0-4	L
UAB	4-3	W (19)
UAB	2-10	L

! SBC Tournament (Tampa, Fla.)
* Sun Belt Conference game

1982

32-15, 4-4 Sun Belt

at Alabama	4-8	L
at Alabama	12-5	W
at Mississippi State	5-1	W
at Mississippi State	8-3	W
ALBION	9-5	W
ALBION	8-4	W
* JACKSONVILLE	7-3	W
* JACKSONVILLE	1-7	L
HOUSTON	8-13	(10) L
SOUTHWEST BAPTIST	3-0	W
SOUTHWEST BAPTIST	9-3	W
SOUTHWEST BAPTIST	7-5	W
* at South Florida	8-2	W
* at South Florida	5-4	W
at South Florida	9-3	W
* at Jacksonville	7-2	W
* at Jacksonville	4-5	L
at Jacksonville	8-10	L
at UAB	16-2	W
at UAB	9-2	W
at UAB	15-10	W
MEMPHIS	13-3	W
MEMPHIS	6-9	L
LSU	6-5	W
LSU	19-5	W
SPRING HILL	5-0	W
ALABAMA	8-1	W
ALABAMA	5-1	W
at LSU	4-9	L
at LSU	1-3	L
* SOUTH FLORIDA	0-5	L
* SOUTH FLORIDA	0-5	L
SOUTH FLORIDA	3-2	W
at New Orleans	3-2	W
at Miami (Fla.)	2-7	L

UAB	5-0	W
UAB	2-1	W
UAB	7-4	W
! vs. UAB	6-0	W
! vs. South Florida	6-9	L
! vs. UAB	4-2	W
! vs. South Florida	4-9	L

! SBC Tournament (Tampa, Fla.)
* Sun Belt Conference game

1983

40-26, 12-5 Sun Belt

- Sun Belt Champions -
- NCAA South Regional -

ALABAMA	2-8	L
MISSISSIPPI STATE	14-12	W
MISSISSIPPI STATE	5-8	L
SOUTHERN ILLINOIS	5-1	W
SOUTHERN ILLINOIS	4-12	L
SOUTHWEST BAPTIST	20-3	W
SOUTHWEST BAPTIST	11-0	W
SOUTHWEST BAPTIST	4-0	W
ALBION	9-0	W
ALBION	4-2	W
at Alabama	5-16	L
at Alabama	6-8	L
at Houston	0-7	L
at Houston	9-6	W
at Houston	3-16	L
at Louisiana	1-6	L
at Louisiana	4-7	L
SOUTHERN MISS	10-0	W
SOUTHERN MISS	6-5	W
* at Western Kentucky	7-1	W
* at Western Kentucky	0-12	L
* at Western Kentucky	14-4	W
at Vanderbilt	9-16	L
at Samford	7-0	W
at Samford	11-2	W
* at UAB	5-3	W
* at UAB	2-7	L
* at UAB	5-6	L
LOUISIANA	9-1	W
LOUISIANA	10-8	W
TULANE	3-2	W
* SOUTH FLORIDA	5-2	W
* SOUTH FLORIDA	3-2	W
* SOUTH FLORIDA	14-8	W
at Louisiana Tech	3-11	L
at Memphis	1-3	L
at Memphis	4-3	W
* WESTERN KENTUCKY	7-6	W
* WESTERN KENTUCKY	8-2	W
* WESTERN KENTUCKY	7-5	W
at New Orleans	1-0	W
at New Orleans	12-2	W
at Tulane	3-21	L
SAMFORD	8-0	W
SAMFORD	10-4	W
* at South Florida	9-6	W
* at South Florida	6-2	W
SPRING HILL	8-4	W
SPRING HILL	2-7	L
NICHOLLS STATE	3-7	L
NICHOLLS STATE	1-4	L
* UAB	7-3	W
* UAB	5-7	L
* UAB	8-9	L
NEW ORLEANS	0-8	L
NEW ORLEANS	4-1	W
MIAMI (FLA.)	10-0	W
MIAMI (FLA.)	2-1	W
MIAMI (FLA.)	3-7	L
! vs. Jacksonville	8-7	W
! vs. Old Dominion	3-7	L
! vs. UAB	9-5	W
! vs. Old Dominion	15-10	W
! vs. Old Dominion	15-14	W
+ vs. Florida State	2-8	L
+ vs. Miami (Fla.)	5-15	L

! SBC Tournament (Norfolk, Va.)
+ NCAA South Regional (Tallahassee, Fla.)
* Sun Belt Conference game

YEAR-BY-YEAR RESULTS



STEVE KITTRELL
1,022-616-1
(28 seasons, 1984 - 2011)

1984
50-19, 11-6 Sun Belt

- Sun Belt Champions -
- NCAA South Regional -

at Alabama	1-3	L
at Alabama	4-1	W
KENTUCKY	5-1	W
ALABAMA	2-5	L
ALABAMA	1-10	L
ALBION	5-0	W
ALBION	8-2	W
CHRISTIAN BROTHERS	13-2	W
WEST FLORIDA	14-2	W
WEST FLORIDA	4-3	W
MISSISSIPPI	11-8	W
DELTA STATE	4-1	W
at Tulane	6-7	L
at West Florida	4-2	W
at West Florida	7-2	W
SPRING HILL	8-2	W
at Southeastern Louisiana	8-2	W
at Southeastern Louisiana	8-9	L
SAMFORD	18-1	W
SAMFORD	16-6	W
* WESTERN KENTUCKY	11-10	W
* WESTERN KENTUCKY	10-4	W
* WESTERN KENTUCKY	5-2	W
* at UAB	4-1	W
* at UAB	4-9	L
* at UAB	3-2	W
at Samford	4-2	W
at Samford	11-5	W
AUBURN	2-0	W
SOUTHEASTERN LOUISIANA	3-2	W
SOUTHEASTERN LOUISIANA	12-0	W
* SOUTH FLORIDA	4-8	(11) L
* SOUTH FLORIDA	6-2	W
at Mississippi State	2-5	L
at Mississippi State	4-11	L
TULANE	1-0	W
at Auburn	11-7	W (10)
* at Western Kentucky	9-4	W
* at Western Kentucky	12-11	W
* at Western Kentucky	12-8	W
at Southern Illinois	1-7	L
at Southern Illinois	4-5	L
at Florida State	12-4	W
at Florida State	9-3	W
* at South Florida	5-10	L
* at South Florida	6-7	L
* at South Florida	9-7	W
SPRING HILL	9-7	W
at New Orleans	5-12	L
at New Orleans	3-2	W
* UAB	5-7	L
* UAB	10-3	W
* UAB	3-4	L
FLORIDA STATE	8-7	W
NEW ORLEANS	5-0	W
NEW ORLEANS	7-3	W
at Georgia Tech	12-4	W
at Georgia Tech	16-6	W
! vs. Old Dominion	2-3	L
! vs. South Florida	3-2	W
! vs. Old Dominion	6-1	W

! vs. Charlotte	13-4	W
! vs. Charlotte	11-8	W
+ vs. East Carolina	4-5	L
+ vs. Florida	7-4	W
+ vs. Stetson	10-9	W
+ vs. East Carolina	18-2	W
+ vs. Miami (Fla.)	6-4	W
+ vs. Miami (Fla.)	2-10	L

! SBC Tournament (Mobile, Ala.)
+ NCAA South Regional (Tallahassee, Fla.)
* Sun Belt Conference game

1985
22-32, 6-12 Sun Belt

at Miami (Fla.)	5-14	L
at Miami (Fla.)	9-12	L
at Miami (Fla.)	7-5	W
ALABAMA	13-3	W
MISSISSIPPI STATE	1-4	L
MISSISSIPPI STATE	1-2	L
at West Florida	2-0	W
at West Florida	7-8	L
LOUISIANA	14-3	W
LOUISIANA	1-3	L
LOUISIANA	14-13	W
* WESTERN KENTUCKY	1-16	L
* WESTERN KENTUCKY	1-2	L
* WESTERN KENTUCKY	6-5	W
at Delta State	1-5	L
at Mississippi	7-10	L
ALBION	4-1	W
ALBION	12-1	W
* SOUTH FLORIDA	9-8	W (10)
* SOUTH FLORIDA	5-3	W
* SOUTH FLORIDA	5-8	L
at Southern Miss	7-2	W
at Florida State	12-15	L
* at UAB	4-5	(11) L
* at UAB	5-6	L
* at UAB	3-2	W
COLUMBUS	4-0	W
WEST FLORIDA	5-1	W
WEST FLORIDA	11-4	W
NEW ORLEANS	5-9	L
NEW ORLEANS	3-7	L
* at Western Kentucky	3-10	L
* at Western Kentucky	9-15	L
* at Western Kentucky	13-10	W
AUBURN	9-8	W
at Florida	3-11	L
* at South Florida	5-9	L
* at South Florida	1-15	L
* at South Florida	2-3	L
at Samford	17-3	W
at Samford	7-9	L
at Alabama	11-12	L
at Alabama	8-2	W
* UAB	3-9	L
* UAB	9-10	L
* UAB	10-5	W
SOUTHERN MISS	8-7	W
FLORIDA STATE	0-8	L
FLORIDA STATE	10-12	L
at Georgia Tech	6-9	L
at Georgia Tech	1-9	L
at Columbus	11-5	W
at New Orleans	0-5	L
at New Orleans	1-4	L

* Sun Belt Conference game

1986
36-25, 9-9 Sun Belt

WEST FLORIDA	15-1	W
at Mississippi State	7-8	L
at Mississippi State	6-7	L
SAMFORD	14-4	W
SAMFORD	11-3	W
KENTUCKY	6-2	W
SOUTHEASTERN LOUISIANA	7-5	W
at Southern Miss	7-1	W
ST. LOUIS	10-3	W
ST. LOUIS	14-0	W
ST. LOUIS	11-0	W
ST. LOUIS	11-2	W
at New Orleans	9-8	W
at New Orleans	8-9	L
MIDDLE TENNESSEE	18-0	W
MIDDLE TENNESSEE	1-3	L
MIDDLE TENNESSEE	10-20	L
AUSTIN PEAY	8-1	W
CLEMSON	7-11	L
CLEMSON	7-10	L
* WESTERN KENTUCKY	3-1	W
* WESTERN KENTUCKY	8-5	W
* WESTERN KENTUCKY	7-4	W
TENNESSEE TECH	16-14	W
FLORIDA STATE	12-5	W
FLORIDA STATE	8-13	L
at Florida State	4-14	L
at Florida State	9-13	L
* at South Florida	3-4	(11) L
* at South Florida	3-5	L
* at South Florida	6-7	(11) L
SOUTHWEST BAPTIST	10-0	W
SOUTHWEST BAPTIST	7-1	W
at Auburn	7-4	W
* at UAB	9-4	W
* at UAB	8-3	W
* at UAB	7-9	L
\$ AUBURN	7-4	W
\$ MIAMI (FLA.)	8-4	W
* at Western Kentucky	4-8	L
* at Western Kentucky	6-10	L
* at Western Kentucky	9-10	L
at Samford	8-4	W
at Samford	13-7	W
* SOUTH FLORIDA	10-9	W
* SOUTH FLORIDA	7-8	L
* SOUTH FLORIDA	12-2	W
at Southeastern Louisiana	12-2	W
* UAB	3-2	W
* UAB	7-6	W
* UAB	2-6	L
at Alabama	6-2	W
at Alabama	0-3	L
SOUTHERN MISS	15-6	W
at Georgia Tech	3-4	L
at Georgia Tech	4-7	L
NEW ORLEANS	8-10	L
NEW ORLEANS	7-4	W
! vs. Charlotte	7-3	W
! vs. South Florida	4-5	L
! vs. Jacksonville	1-2	L

\$ Diamond Club Classic (Mobile, Ala.)
! SBC Tournament (Tampa, Fla.)
* Sun Belt Conference game

YEAR-BY-YEAR RESULTS

1987 40-30, 10-8 Sun Belt

- Sun Belt Champions -	
- NCAA Atlantic Regional -	
SAMFORD.....	12-2 W
at Auburn-Montgomery.....	9-1 W
ALABAMA.....	1-5 L
ALABAMA.....	9-8 W (12)
SOUTHERN MISS.....	9-2 W
at Southeastern Louisiana.....	8-7 W
at Southeastern Louisiana.....	7-4 W
AUBURN-MONTGOMERY.....	9-1 W
MISSISSIPPI STATE.....	7-13 L
MISSISSIPPI STATE.....	7-8 L
BIRMINGHAM-SOUTHERN.....	13-11 W
at Southern Miss.....	12-4 W
MIDDLE TENNESSEE.....	20-4 W
MIDDLE TENNESSEE.....	9-11 L
FLORIDA STATE.....	3-0 W
NEW ORLEANS.....	9-1 W
NEW ORLEANS.....	1-13 L
at Southern.....	6-14 L
at Texas.....	2-21 L
at Rice.....	6-17 L
at McNeese State.....	5-8 L
SOUTHWEST BAPTIST.....	8-6 W
SOUTHWEST BAPTIST.....	12-6 W
* SOUTH FLORIDA.....	5-4 W
* SOUTH FLORIDA.....	17-16 W
* SOUTH FLORIDA.....	6-2 W
\$ SOUTHERN MISS.....	4-11 L
\$ TULANE.....	4-6 L
SOUTHERN CALIFORNIA.....	7-10 L
* UAB.....	11-2 W
* UAB.....	4-5 L
* UAB.....	7-6 W
at Alabama State.....	9-1 W
at Murray State.....	21-10 W
* at Western Kentucky.....	8-14 L
* at Western Kentucky.....	1-3 L
* at Western Kentucky.....	5-14 L
at Samford.....	5-3 W
at Samford.....	15-2 W
SOUTHEASTERN LOUISIANA.....	11-4 W
SOUTHEASTERN LOUISIANA.....	7-2 W
at Florida State.....	4-9 L
* at South Florida.....	10-18 L
* at South Florida.....	3-12 L
* at South Florida.....	4-5 L
at Alabama.....	2-6 L
at Alabama.....	6-16 L
* WESTERN KENTUCKY.....	14-5 W
* WESTERN KENTUCKY.....	7-6 W
* WESTERN KENTUCKY.....	6-2 W
ALABAMA STATE.....	10-2 W
* at UAB.....	1-2 L
* at UAB.....	3-1 W
* at UAB.....	10-9 W
at New Orleans.....	2-7 L
at Georgia Tech.....	5-11 L
at Clemson.....	7-6 W
at Clemson.....	0-1 L
at Clemson.....	1-11 L
! vs. Jacksonville.....	8-7 W
! vs. Western Kentucky.....	2-8 L
! vs. Jacksonville.....	9-7 W
! vs. Western Kentucky.....	9-3 W
! vs. Western Kentucky.....	16-11 W
+ vs. Central Michigan.....	2-0 W
+ vs. Georgia Southern.....	6-1 W
+ vs. Florida State.....	3-12 L
+ vs. Georgia Southern.....	3-0 W
+ vs. Florida State.....	6-3 W
+ vs. Florida State.....	2-9 L

\$ Diamond Club Classic (Mobile, Ala.)
! SBC Tournament (Norfolk, Va.)
+ NCAA Atlantic Regional (Tallahassee, Fla.)
* Sun Belt Conference game

1988 41-22, 11-7 Sun Belt

at Auburn-Montgomery.....	23-1 W
SAMFORD.....	9-3 W
SAMFORD.....	14-1 W
AUSTIN PEAY.....	4-3 W
AUSTIN PEAY.....	2-1 W
at Southeastern Louisiana.....	2-3 L
at Southeastern Louisiana.....	0-1 L
MCNEESE STATE.....	11-4 W
MCNEESE STATE.....	8-3 W
at Mississippi State.....	3-12 L
at Mississippi State.....	2-0 W
\$ SIENA HEIGHTS.....	15-4 W
\$ ILLINOIS STATE.....	5-3 W
FLORIDA A&M.....	17-10 W
FLORIDA A&M.....	9-0 W
SOUTH CAROLINA.....	10-2 W
SOUTH CAROLINA.....	4-6 L
AUBURN-MONTGOMERY.....	5-1 W
AUBURN-MONTGOMERY.....	6-4 W
ALABAMA STATE.....	15-7 W
MISSISSIPPI VALLEY STATE.....	15-1 W
MISSISSIPPI VALLEY STATE.....	15-1 W
at New Orleans.....	4-11 L
at New Orleans.....	7-11 L
MIDDLE TENNESSEE.....	10-0 W
MIDDLE TENNESSEE.....	17-6 W
UCLA.....	7-11 L
UCLA.....	3-14 L
* at South Florida.....	4-5 L
* at South Florida.....	12-6 W
* at South Florida.....	5-9 L
* WESTERN KENTUCKY.....	4-7 (13) L
* WESTERN KENTUCKY.....	11-1 W
* WESTERN KENTUCKY.....	7-3 W
& vs. Alabama.....	13-2 W
& vs. Florida State.....	7-11 L
* SOUTH FLORIDA.....	13-5 W
* SOUTH FLORIDA.....	15-5 W
* SOUTH FLORIDA.....	4-3 W (11)
at Alabama.....	3-4 L
at Alabama.....	9-5 W
* at UAB.....	3-4 L
* at UAB.....	2-0 W (13)
* at UAB.....	5-4 W
at Florida State.....	11-13 L
SOUTHEASTERN LOUISIANA.....	9-6 W
SOUTHEASTERN LOUISIANA.....	12-4 W
at Samford.....	7-4 W
at Samford.....	11-7 W
* at Western Kentucky.....	9-17 L
* at Western Kentucky.....	7-13 L
* at Western Kentucky.....	12-10 W
at Alabama State.....	9-4 W
NEW ORLEANS.....	5-7 L
* UAB.....	15-6 W
* UAB.....	2-5 L
* UAB.....	6-0 W
at Southern Miss.....	6-10 L
SOUTHERN MISS.....	17-9 W
SOUTHERN MISS.....	13-3 W
! vs. Jacksonville.....	11-2 W
! vs. Western Kentucky.....	1-7 L
! vs. Jacksonville.....	8-9 L

\$ Diamond Club Classic (Mobile, Ala.)
& Panama City Tournament (Panama City, Fla.)
! SBC Tournament (Bowling Green, Ky.)
* Sun Belt Conference game

1989 45-22, 11-7 Sun Belt

		- NCAA Central Regional
ULM.....	19-4 W	
ULM.....	10-9 W	
SAMFORD.....	4-8 L	
at Southern Miss.....	6-4 W	
at Southeastern Louisiana.....	7-5 W	
at Southeastern Louisiana.....	4-11 L	
MISSISSIPPI VALLEY STATE.....	10-0 W	
MISSISSIPPI VALLEY STATE.....	13-0 W	
at Alabama.....	3-4 L	
at Alabama.....	8-6 W (10)	
CAMPBELL.....	16-6 W	
CAMPBELL.....	5-1 W	
MISSISSIPPI STATE.....	6-10 L	
MCNEESE STATE.....	11-7 W	
MCNEESE STATE.....	15-10 W	
SOUTH CAROLINA.....	9-4 W	
SOUTH CAROLINA.....	7-6 W (12)	
NEW ORLEANS.....	7-5 W	
NEW ORLEANS.....	6-10 L	
AUSTIN PEAY.....	5-6 L	
AUSTIN PEAY.....	13-4 W	
at Florida A&M.....	9-2 W	
# vs. Wright State.....	10-9 W	
# vs. Iowa.....	2-15 L	
SOUTHEASTERN LOUISIANA.....	7-2 W	
SOUTHEASTERN LOUISIANA.....	6-7 L	
CAL STATE FULLERTON.....	6-3 W	
CAL STATE FULLERTON.....	3-5 L	
* at Western Kentucky.....	5-3 W	
* at Western Kentucky.....	2-0 W	
* at Western Kentucky.....	5-2 W	
\$ ALABAMA.....	15-10 W	
\$ AUBURN.....	10-4 W	
* SOUTH FLORIDA.....	1-6 L	
* SOUTH FLORIDA.....	10-9 W	
* SOUTH FLORIDA.....	3-9 L	
ALABAMA STATE.....	14-7 W	
TULANE.....	4-5 (10) L	
* at South Florida.....	1-3 L	
* at South Florida.....	3-10 L	
* at South Florida.....	2-13 L	
SOUTHERN MISS.....	11-10 W	
* WESTERN KENTUCKY.....	4-2 W	
* WESTERN KENTUCKY.....	17-7 W	
* WESTERN KENTUCKY.....	10-5 W	
at Tulane.....	8-1 W	
* UAB.....	5-1 W	
* UAB.....	6-5 W (12)	
* UAB.....	8-6 W (12)	
at New Orleans.....	15-7 W	
at Southern Miss.....	1-4 L	
* at UAB.....	1-0 W (8)	
* at UAB.....	1-2 L	
* at UAB.....	4-5 (13) L	
at Samford.....	11-1 W	
NICHOLLS STATE.....	12-2 W	
NICHOLLS STATE.....	8-4 W	
! vs. Virginia Commonwealth.....	6-5 W	
! vs. Jacksonville.....	3-8 L	
! vs. South Florida.....	13-3 W	
! vs. UNC Charlotte.....	6-0 W	
! vs. Jacksonville.....	6-5 W (10)	
! vs. Jacksonville.....	1-10 L	
+ vs. BYU.....	11-10 W (10)	
+ vs. LSU.....	6-4 W	
+ vs. Texas A&M.....	6-17 L	
+ vs. LSU.....	5-6 L	

\$ Diamond Club Classic (Mobile, Ala.)
Panama City Tournament (Panama City, Fla.)
! SBC Tournament (Jacksonville, Fla.)
+ NCAA Central Regional (College Station, Texas)
* Sun Belt Conference game

YEAR-BY-YEAR RESULTS

1990

44-20, 12-6 Sun Belt

- NCAA Midwest Regional -

at Loyola-Marymount.....	0-3	L
at Southern California	2-7	L
at Long Beach State	1-9	L
at UCLA	5-6	L
MIDDLE TENNESSEE	2-1	W (10)
GRAMBLING	13-0	W
GRAMBLING	11-2	W
GRAMBLING	7-2	W
SAMFORD	13-5	W
MISSISSIPPI	8-2	W
MISSISSIPPI	6-5	W (12)
at Mississippi State	7-3	W
at Mississippi State	2-3	L
NORTHWESTERN	3-2	W
XAVIER	8-5	W
NORTHWESTERN	4-5	L
NORTHWESTERN	10-3	W
at Mississippi	2-6	L
SOUTHEASTERN LOUISIANA	7-2	W
SOUTHEASTERN LOUISIANA	3-2	W
FLORIDA A&M	6-1	W
FLORIDA A&M	14-0	W
at Southeastern Louisiana	5-4	W
at Southeastern Louisiana	2-1	W
* WESTERN KENTUCKY	4-1	W
* WESTERN KENTUCKY	3-2	W
* WESTERN KENTUCKY	0-4	L
* at Western Kentucky	4-1	W
* at Western Kentucky	3-4	L
* at Western Kentucky	12-9	W
at Florida State	2-3	L
* at South Florida	8-6	W
* at South Florida	7-3	W
* at South Florida	6-8	L
ULM	7-0	W
ULM	6-2	W
ULM	2-9	L
* SOUTH FLORIDA	0-9	L
* SOUTH FLORIDA	1-2	L
* SOUTH FLORIDA	6-2	W
§ SOUTHERN MISS	4-3	W (11)
§ NEW ORLEANS	4-3	W (11)
NICHOLLS STATE	7-5	W
NICHOLLS STATE	5-3	W
NEW ORLEANS	5-4	W (10)
at Jackson State	8-7	W
* at UAB	4-5	L
* at UAB	3-2	W
* at UAB	8-2	W
at Samford	5-4	W
at Southern Miss	4-5	L
at New Orleans	4-3	W
* UAB	3-2	W (14)
* UAB	1-0	W
* UAB	5-1	W
TULANE	8-1	W
! vs. Charlotte	3-0	W
! vs. Old Dominion	2-8	L
! vs. Jacksonville	3-4	L
+ vs. UCLA	6-4	W
+ vs. Georgia Southern	4-13	L
+ vs. Fordham	6-5	W
+ vs. Georgia Southern	3-2	W
+ vs. Georgia Southern	5-6	L

§ Diamond Club Classic (Mobile, Ala.)
! SBC Tournament (Mobile, Ala.)
+ NCAA Midwest Regional (Wichita, Kan.)
* Sun Belt Conference game

1991

44-17, 13-3 Sun Belt

- NCAA South Regional -

at Southeastern Louisiana.....	6-5	W
at Southeastern Louisiana	8-7	W
GRAMBLING	25-4	W
GRAMBLING	16-3	W
JACKSONVILLE	7-8	L
JACKSONVILLE	17-3	W
ALABAMA	10-8	W
ALABAMA	3-4	L
SOUTHERN MISS	8-2	W
at New Orleans	5-8	(10) L
at Southern Miss	7-6	W (11)
MISSISSIPPI STATE	3-9	L
MISSISSIPPI STATE	5-10	L
VALPARAISO	10-3	W
VALPARAISO	18-0	W
MICHIGAN	8-9	L
^ NOTRE DAME	9-7	W
^ AUBURN	2-1	W
MIDDLE TENNESSEE	18-1	W
MIDDLE TENNESSEE	9-7	W
MIDDLE TENNESSEE	7-6	W
NORTHERN IOWA	16-2	W
at Jacksonville	17-5	W
at Jacksonville	10-6	W
NORTHERN IOWA	7-6	W
NORTHERN IOWA	19-2	W
ULM	14-6	W
ULM	6-14	L
* UAB	12-8	W
* UAB	8-0	W
* UAB	6-8	L
FLORIDA STATE	6-5	W (15)
JACKSON STATE	12-5	W
* at South Florida	8-1	W
* at South Florida	8-7	W
* at South Florida	7-1	W
at Florida	4-6	L
SOUTHERN MISS	4-5	L
* at Western Kentucky	2-1	W (11)
* at Western Kentucky	2-4	L
* at Western Kentucky	5-4	W
at Southern Miss	4-6	L
* WESTERN KENTUCKY	7-6	W
* WESTERN KENTUCKY	13-3	W
* WESTERN KENTUCKY	2-7	L
* at UAB	15-4	W
SOUTHEASTERN LOUISIANA	4-1	W
SOUTHEASTERN LOUISIANA	10-0	W
at New Orleans	6-5	W
* SOUTH FLORIDA	2-0	W
* SOUTH FLORIDA	8-4	W
* SOUTH FLORIDA	11-9	W
at Alabama	7-5	W
at Nicholls State	7-0	W
at Nicholls State	2-0	W
! vs. Virginia Commonwealth	11-0	W
! vs. Western Kentucky	2-3	L
! vs. UAB	3-4	L
+ vs. Oklahoma	5-4	W (10)
+ vs. Texas A&M	0-12	L
+ vs. Louisiana	3-6	L

^ Coca-Cola Classic (Mobile, Ala.)
! SBC Tournament (Jacksonville, Fla.)
+ NCAA South Regional (Baton Rouge, La.)
* Sun Belt Conference game

1992

44-16, 14-7 Sun Belt

- Sun Belt Champions -

- NCAA South I Regional -

NORTHWESTERN STATE	14-7	W
NORTHWESTERN STATE	5-1	W (12)
SOUTHEASTERN LOUISIANA	8-3	W
SOUTHEASTERN LOUISIANA	8-6	W
% vs. Eastern Michigan	4-2	W
% vs. Eastern Michigan	5-6	L
# vs. Kentucky	9-3	W
# vs. Eastern Michigan	13-3	W
% vs. Michigan	5-1	W
# at South Florida	6-5	W (10)
OKLAHOMA	7-5	W
^ TULANE	10-2	W
^ OKLAHOMA	10-11	L
XAVIER	8-2	W
* WESTERN KENTUCKY	12-8	W
* WESTERN KENTUCKY	17-0	W
* WESTERN KENTUCKY	8-5	W
at Mississippi State	3-7	L
at Mississippi State	11-2	W
SAMFORD	7-2	W
NEW ORLEANS	6-4	W
SW MISSOURI STATE	3-2	W
NICHOLLS STATE	4-7	L
FLORIDA A&M	9-8	W (15)
FLORIDA A&M	11-3	W
* at Central Florida	0-9	L
* at Central Florida	5-1	W
* at Central Florida	3-4	L
at Southeastern Louisiana	8-6	W
* JACKSONVILLE	6-1	W
* JACKSONVILLE	5-4	W
* JACKSONVILLE	11-1	W
at Nicholls State	4-3	W
* CENTRAL FLORIDA	5-1	W
* CENTRAL FLORIDA	20-3	W
* CENTRAL FLORIDA	1-7	L
at Tulane	6-7	L
TULANE	6-1	W
* at Jacksonville	13-3	W
* at Jacksonville	5-6	L
* at Jacksonville	4-7	L
& vs. Auburn	10-1	W
* LITTLE ROCK	14-7	W
* LITTLE ROCK	4-2	W
* LITTLE ROCK	9-0	W
at New Orleans	2-8	L
* at Western Kentucky	2-6	L
* at Western Kentucky	6-5	W
* at Western Kentucky	1-8	L
at Samford	5-0	W
NEW ORLEANS	4-7	L
at Louisiana	4-3	W
at Louisiana	3-2	W
at Louisiana	2-1	W
! vs. Lamar	3-2	W
! vs. Louisiana	5-4	W
! vs. Louisiana	11-8	W
! vs. Lamar	8-7	W
+ Tulane	2-4	(12) L
+ Providence	0-4	L

% at Lakeland, Fla.
South Florida Invitational (Tampa, Fla.)
^ Coca-Cola Classic (Mobile, Ala.)
& at Big Four Classic (Birmingham, Ala.)
! SBC Tournament (Mobile, Ala.)
+ NCAA South I Regional (Baton Rouge, La.)
* Sun Belt Conference game

YEAR-BY-YEAR RESULTS

1993

37-21-1, 11-6 Sun Belt

- NCAA South Regional -

ALABAMA	4-3	W	
ALABAMA	6-21		L
at Alabama	6-5	W	
at Alabama	4-5		L
^ MISSOURI	4-6		L
^ AUBURN	4-3	W	
* ARKANSAS STATE	11-10	W	(10)
* ARKANSAS STATE	4-1	W	
* ARKANSAS STATE	9-10		(10) L
% vs. Fordham	8-7	W	
% vs. Massachusetts	14-5	W	
# vs. Lafayette	11-10	W	
# vs. Lafayette	5-3	W	
# vs. Connecticut	11-5	W	
OHIO STATE	3-5		L
BOWLING GREEN	3-3		T
at New Orleans	5-13		L
* at Jacksonville	5-16		L
* at Jacksonville	4-3	W	
* at Jacksonville	18-4	W	
* at Tulane	14-9	W	
* at Louisiana Tech	7-6	W	
* at Louisiana Tech	1-8		L
SOUTHEASTERN LOUISIANA	7-1	W	
NICHOLLS STATE	3-9		L
& vs. Florida A&M	15-6	W	
& vs. Florida A&M	12-10	W	
* LITTLE ROCK	14-3	W	
* LITTLE ROCK	11-14		L
* LITTLE ROCK	20-2	W	
at New Orleans	4-24		L
* at Arkansas State	7-6	W	
* at Arkansas State	0-1		L
* at Arkansas State	6-0	W	
SAMFORD	6-2	W	
* WESTERN KENTUCKY	13-7	W	
* WESTERN KENTUCKY	5-6		L
* WESTERN KENTUCKY	7-6	W	(10)
at Nicholls State	0-2		L
TULANE	9-7	W	
NEW ORLEANS	2-10		L
at Southeastern Louisiana	7-8		L
SOUTHERN MISS	7-3	W	
at Southern Miss	10-6	W	
at Wichita State	7-5	W	
at Wichita State	0-3		L
MISSISSIPPI STATE	7-6	W	
MISSISSIPPI STATE	6-8		L
LOUISIANA	5-4	W	
LOUISIANA	6-1	W	
LOUISIANA	13-10	W	
! vs. Louisiana	9-3	W	
! vs. Jacksonville	2-3		(10) L
! vs. Lamar	7-10		L
+ vs. Miami (Fla.)	7-3	W	
+ vs. Baylor	9-3	W	
+ vs. LSU	4-11		L
+ vs. Kent State	7-6	W	
+ vs. LSU	4-9		L
^ Coca-Cola Classic (Mobile, Ala.)			
% at Lakeland, Fla.			
# at Mulberry, Fla.			
# at Niceville, Fla.			
* Sun Belt Conference game			
! SBC Tournament (Beaumont, Texas)			
+ NCAA South Regional (Baton Rouge, La.)			

1994

32-25, 16-6 Sun Belt

# vs. ULM	6-5	W	
# vs. ULM	7-3	W	
# vs. TULANE	4-5		L
# at LSU	5-3	W	
# vs. NEW ORLEANS	5-7		L
# vs. SE LOUISIANA	11-0	W	
NORTHWESTERN	5-12		L
^ TENNESSEE TECH	19-0	W	
^ WICHITA STATE	8-4	W	
^ TENNESSEE TECH	11-2	W	
* JACKSONVILLE	1-6		L
* JACKSONVILLE	4-5		L
* JACKSONVILLE	3-11		L
at Mississippi State	2-3		L
at Tulane	8-9		L
TULANE	11-1	W	
MIDDLE TENNESSEE	8-9		L
MIDDLE TENNESSEE	4-2	W	
SW MISSOURI STATE	4-7		L
* at Arkansas State	1-4		L
* at Arkansas State	6-0	W	
* at Arkansas State	7-4	W	
at Oklahoma	11-12		L
at Oklahoma	7-14		L
* at Western Kentucky	1-0	W	
GEORGIA STATE	9-2	W	
GEORGIA STATE	9-2	W	
NEW ORLEANS	2-7		L
NEW ORLEANS	4-10		L
* LITTLE ROCK	7-3	W	
* LITTLE ROCK	3-2	W	
* LITTLE ROCK	14-5	W	
* at Jacksonville	3-0	W	
* at Jacksonville	7-3	W	
* at Jacksonville	8-2	W	
at Southeastern Louisiana	7-8		L
TROY	5-4	W	
TROY	5-9		L
at Mississippi State	18-4	W	
* ARKANSAS STATE	7-3	W	
* ARKANSAS STATE	3-1	W	
* ARKANSAS STATE	2-3		L
at Troy	4-7		L
at Troy	10-0	W	
* at Little Rock	7-6	W	
* at Little Rock	6-2	W	
* at Little Rock	6-1	W	
at LSU	4-8		L
at Southern Miss	14-9	W	
* WESTERN KENTUCKY	8-16		L
* WESTERN KENTUCKY	5-3	W	
* WESTERN KENTUCKY	8-7	W	
MEMPHIS	6-15		L
MEMPHIS	5-12		L
! vs. New Orleans	6-0	W	
! vs. Jacksonville	6-7		L
! vs. Lamar	2-3		L
# Winn Dixie Showdown (New Orleans, La.)			
^ Coca-Cola Classic (Mobile, Ala.)			
! SBC Tournament (Mobile, Ala.)			
* Sun Belt Conference game			

1995

41-17, 20-7 Sun Belt

- NCAA Atlantic I Regional -

KENTUCKY	6-5	W	(10)
KENTUCKY	6-0	W	
KENTUCKY	11-1	W	
^ RIDER	9-1	W	
^ AUBURN	6-9		L
FLORIDA A&M	12-2	W	
FLORIDA A&M	12-0	W	
FLORIDA A&M	5-2	W	
MISSISSIPPI STATE	4-5		L
MISSISSIPPI STATE	2-3		(12) L
at Troy	14-7	W	
SE MISSOURI STATE	12-14		L
SE MISSOURI STATE	5-3	W	
SE MISSOURI STATE	17-14	W	
* LOUISIANA TECH	12-1	W	
* LOUISIANA TECH	5-10		L
* LOUISIANA TECH	10-7	W	
* at Little Rock	5-2	W	
* at Little Rock	10-7	W	
* at Little Rock	7-4	W	
at Alabama	8-7	W	
at Alabama	0-5		L
at Georgia State	10-9	W	
* at Western Kentucky	14-8	W	
* at Western Kentucky	4-1	W	
* at Western Kentucky	9-3	W	
* TEXAS-PAN AMERICAN	9-8	W	
* TEXAS-PAN AMERICAN	3-2	W	
* TEXAS-PAN AMERICAN	3-5		L
TROY	3-2	W	
TROY	7-3	W	
* at Jacksonville	12-10	W	
* at Jacksonville	2-5		L
* at Jacksonville	4-5		L
* LAMAR	10-5	W	
* LAMAR	12-10	W	
* LAMAR	6-5	W	
at Memphis	6-2	W	
at Memphis	3-6		L
* at New Orleans	4-5		L
* at New Orleans	14-3	W	
* at New Orleans	4-6		L
at Southeastern Louisiana	2-0	W	
at Nicholls State	5-2	W	
* ARKANSAS STATE	3-2	W	
* ARKANSAS STATE	2-5		L
* ARKANSAS STATE	10-9	W	
NICHOLLS STATE	23-12	W	
* at Louisiana	5-4	W	
* at Louisiana	8-4	W	(10)
* at Louisiana	6-4	W	
at Tulane	9-3	W	
! vs. New Orleans	6-2	W	
! vs. Lamar	11-8	W	
! vs. Jacksonville	6-7		(10) L
! vs. Lamar	2-4		L
+ vs. Central Florida	5-6		L
+ vs. Florida State	2-7		L
^ Coca-Cola Classic (Mobile, Ala.)			
* Sun Belt Conference game			
! SBC Tournament (Jacksonville Fla.)			
+ NCAA Atlantic I Regional (Tallahassee, Fla.)			

YEAR-BY-YEAR RESULTS

1996

42-17, 22-5 Sun Belt

- Sun Belt Champions -
- NCAA South I Regional -

at Florida A&M	20-5	W
at Florida A&M	22-0	W
JACKSONVILLE STATE	10-8	W
MICHIGAN STATE	11-6	W
MISSOURI	5-26	L
^ MICHIGAN STATE	9-3	W
^ MISSOURI	12-4	W
at Jacksonville State.....	1-5	L
SOUTHEASTERN LOUISIANA.....	5-6	L
FLORIDA A&M	14-0	W
FLORIDA A&M	11-3	W
SE MISSOURI STATE	10-0	W
SE MISSOURI STATE	5-6	L
* LOUISIANA	4-3	W (13)
* LOUISIANA	3-2	W
* LOUISIANA	5-4	W
SOUTHERN MISS.....	0-6	L
* at Lamar.....	11-3	W
* at Lamar.....	3-7	L
* at Lamar.....	7-11	L
at Wichita State	6-1	W
at Wichita State	5-12	L
* NEW ORLEANS.....	6-1	W
* NEW ORLEANS.....	0-7	L
* NEW ORLEANS.....	12-0	W
ALABAMA	0-1	L
* at Texas-Pan American.....	4-5	L
* at Texas-Pan American.....	5-4	W (10)
* at Texas-Pan American.....	16-9	W
NICHOLLS STATE.....	12-4	W
* JACKSONVILLE.....	7-6	W
* JACKSONVILLE.....	8-4	W
* JACKSONVILLE.....	9-1	W
at Troy.....	2-8	L
at Troy.....	7-6	W (11)
* WESTERN KENTUCKY.....	15-4	W
* WESTERN KENTUCKY.....	4-3	W
* WESTERN KENTUCKY.....	9-7	W
at Mississippi State	13-9	W
at Mississippi State	3-8	L
* at Louisiana Tech	5-2	W
* at Louisiana Tech	6-5	W (10)
* at Louisiana Tech	7-4	W
TROY	10-7	W
* LITTLE ROCK	15-3	W
* LITTLE ROCK	3-6	L
* LITTLE ROCK	10-4	W
at Southeastern Louisiana	5-2	W
at Nicholls State.....	12-8	W
* at Arkansas State	5-2	W
* at Arkansas State	1-0	W
* at Arkansas State	4-3	W
at Southern Miss	2-6	L
! vs. Texas-Pan American	13-2	W
! vs. Louisiana	13-3	W
! vs. Arkansas State.....	15-4	W
! vs. Arkansas State.....	11-6	W
+ vs. Stetson	8-9	L
+ vs. Alabama	3-9	L

^ Coca-Cola Classic (Mobile, Ala.)
* Sun Belt Conference game
! SBC Tournament (Mobile, Ala.)
+ NCAA South I Regional (Tuscaloosa, Ala.)

1997

43-19, 15-10 Sun Belt

- NCAA South I Regional -

at Miami (Fla.)	2-4	L
at Miami (Fla.)	9-7	W
at Miami (Fla.)	4-16	L
at Stetson	7-5	W
JACKSONVILLE STATE	1-2	L
^ MINNESOTA	5-2	W
^ AUBURN	3-17	L
MINNESOTA	11-9	W
at Jacksonville State.....	11-3	W
MISSISSIPPI STATE.....	5-4	W
MISSISSIPPI STATE.....	6-1	W
# vs. Kentucky.....	11-8	W
# vs. Vanderbilt.....	6-2	W
* LOUISIANA TECH.....	14-7	W
* LOUISIANA TECH.....	4-2	W
* LOUISIANA TECH.....	8-1	W
* TEXAS-PAN AMERICAN.....	5-3	W
* TEXAS-PAN AMERICAN.....	0-6	L
* TEXAS-PAN AMERICAN.....	3-4	L
FLORIDA A&M	20-10	W
FLORIDA A&M	19-8	W
* at Western Kentucky	4-5	L
* at Western Kentucky	2-3	L
* at Western Kentucky	5-1	W
at Georgia State.....	7-8	L
at Georgia State.....	21-8	W
* at Jacksonville.....	7-8	(11) L
* at Jacksonville.....	12-5	W
* at Jacksonville.....	7-4	W
at Alabama	8-9	L
* at Louisiana	8-6	W
* at Louisiana	10-11	L
* at Louisiana	3-7	L
NICHOLLS STATE.....	15-9	W
* ARKANSAS STATE	5-0	W
* ARKANSAS STATE	1-7	L
* ARKANSAS STATE	4-3	W
ALABAMA	8-7	W
* at New Orleans.....	6-17	L
* at New Orleans.....	9-4	W
* at New Orleans.....	2-3	L
at Southeastern Louisiana	9-1	W
at Nicholls State.....	15-6	W
* LAMAR.....	10-0	W
TROY	4-2	W
TROY	9-5	W
* at Little Rock	17-5	W
* at Little Rock	14-5	W
* at Little Rock	8-2	W
SOUTHEASTERN LOUISIANA	9-5	W
at Southern Miss	12-10	W
SOUTHERN.....	8-0	W
! vs. Lamar	6-5	W
! vs. Arkansas State.....	12-5	W
! vs. Louisiana	5-0	W
! vs. Louisiana	9-12	L
! vs. Louisiana	9-2	W
+ vs. Houston	12-6	W
+ vs. Long Beach State	12-4	W
+ vs. LSU	11-5	W
+ vs. LSU	4-14	L
+ vs. LSU	4-15	L

^ Coca-Cola Classic (Mobile, Ala.)
Blue-Gray Classic
* Sun Belt Conference game
! SBC Tournament (Lafayette, La.)
+ NCAA South I Regional (Baton Rouge, La.)

1998

42-19, 19-6 Sun Belt

- Sun Belt Champions -
- NCAA South I Regional -

CAL STATE NORTHRIDGE.....	12-0	W
CAL STATE NORTHRIDGE.....	5-6	L
CAL STATE NORTHRIDGE.....	6-1	W
JACKSONVILLE STATE	5-3	W
& vs. Oklahoma State.....	9-2	W
& vs. Virginia	8-5	W
& vs. Rice.....	7-5	W
at Mississippi State	14-13	W (12)
at Mississippi State	6-11	L
GEORGIA STATE.....	12-0	W
GEORGIA STATE.....	21-8	W
SOUTHERN MISS.....	14-8	W
at Alabama State	16-1	W
^ NORTHWESTERN	2-3	L
^ SOUTHEASTERN LOUISIANA.....	10-6	W
^ WICHITA STATE	4-10	L
at Jacksonville State.....	11-2	W
* at Lamar.....	4-7	L
* LITTLE ROCK	5-0	W
* LITTLE ROCK	8-0	W
* LITTLE ROCK	7-1	W
* at Arkansas State	4-2	W
* at Arkansas State	3-2	W
* at Arkansas State	1-0	W
ALABAMA STATE	20-0	W
NICHOLLS STATE.....	7-4	W
* at Texas-Pan American.....	14-9	W
* at Texas-Pan American.....	1-4	L
* at Texas-Pan American.....	12-5	W
at Troy.....	8-0	W
at Troy.....	10-12	L
* JACKSONVILLE.....	7-6	W (10)
* JACKSONVILLE.....	9-2	W
* JACKSONVILLE.....	3-18	L
ULM	5-12	L
ULM	9-3	W
* at Louisiana Tech	11-1	W
* at Louisiana Tech	7-4	W
* at Louisiana Tech	13-8	W
ALABAMA	9-10	L
at Nicholls State.....	4-1	W
* WESTERN KENTUCKY.....	7-3	W
* WESTERN KENTUCKY.....	0-2	(8) L
* WESTERN KENTUCKY.....	3-8	L
at Alabama	2-6	L
* LOUISIANA	5-3	W
* LOUISIANA	10-3	W
* LOUISIANA	7-9	(12) L
* NEW ORLEANS.....	10-4	W
* NEW ORLEANS.....	2-0	W
* NEW ORLEANS.....	14-8	W
at Southern Miss	1-8	L
! vs. Jacksonville.....	16-2	W
! vs. Arkansas State.....	10-1	W
! vs. Louisiana	4-11	L
! vs. New Orleans.....	8-11	L
+ vs. Virginia Commonwealth.....	2-1	W
+ vs. Clemson.....	2-1	W (16)
+ vs. Southern California	2-3	L
+ vs. Virginia Commonwealth.....	6-0	W
+ vs. Southern California	3-4	L

& Big Ball Sports Classic (Houston, Texas)
^ Coca-Cola Classic (Mobile, Ala.)
* Sun Belt Conference game
! SBC Tournament (Mobile, Ala.)
+ NCAA East Regional (Clemson, S.C.)

YEAR-BY-YEAR RESULTS

1999

39-20, 27-5 Sun Belt

- Sun Belt Champions -
- NCAA Regional -

& vs. Rice.....	5-16	L
& vs. Central Florida.....	3-6	L
FORDHAM	14-4	W
FORDHAM	11-2	W
FORDHAM	6-1	W
at Southern Miss	1-2	L
MINNESOTA.....	5-12	L
^ JACKSONVILLE.....	11-9	W
^ UAB.....	10-5	W
at Mississippi	1-4	L
at Mississippi	2-11	L
at Mississippi	8-7	W
# MISSISSIPPI STATE	7-10	L
MISSISSIPPI STATE.....	7-9	L
* WESTERN KENTUCKY.....	7-4	W
* WESTERN KENTUCKY.....	8-5	W
* WESTERN KENTUCKY.....	3-5	(10) L
SOUTHERN MISS.....	12-5	W
* at Louisiana Tech	11-6	W
* at Louisiana Tech	7-1	W
* FIU.....	3-2	W
* FIU.....	10-0	W
* FIU	6-5	W
* at New Orleans.....	5-2	W
* at New Orleans.....	4-5	(11) L
* at New Orleans.....	5-8	L
FLORIDA A&M	13-0	W
FLORIDA A&M	22-8	W
* at Western Kentucky	1-10	L
* at Western Kentucky	5-4	W
* at Western Kentucky	2-1	W
TROY	2-7	L
* LOUISIANA TECH.....	10-2	W
* LOUISIANA TECH.....	10-7	W
* LOUISIANA TECH.....	11-8	W
* at FIU	5-1	W
* at FIU	2-0	W
* at FIU	6-4	W
at Alabama	6-7	L
at Troy	6-7	(10) L
* NEW ORLEANS.....	14-2	W
* NEW ORLEANS.....	10-14	L
* NEW ORLEANS.....	5-4	W
* at Arkansas State	13-6	W
* at Arkansas State	10-3	W
* at Arkansas State	2-0	W
* LOUISIANA	7-6	W
* LOUISIANA	6-4	W
* LOUISIANA	7-6	W
* at Little Rock	4-3	W (11)
* at Little Rock	7-1	W
* at Little Rock	12-7	W (14)
! vs. Arkansas State.....	9-2	W
! vs. FIU.....	5-7	L
! vs. New Orleans.....	8-4	W
! vs. Western Kentucky	5-6	L
+ vs. Southern Miss	13-20	L
+ vs. Navy	10-0	W
+ vs. Southern Miss	9-10	L

& Olive Garden Classic (Kissimmee, Fla.)
^ Coca-Cola Classic (Mobile, Ala.)
Dannon/Winn Dixie Baseball Challenge (Mobile, Ala.)
* Sun Belt Conference game
! SBC Tournament (New Orleans, La.)
+ NCAA Regional (Tuscaloosa, Ala.)

2000

27-33, 14-15 Sun Belt

- NCAA Regional -

JACKSONVILLE STATE	4-5	L
^ MERCER.....	0-4	L
^ UAB.....	5-4	W (12)
ARKANSAS-PINE BLUFF	18-3	W
ARKANSAS-PINE BLUFF	10-3	W
at Auburn.....	4-9	L
MISSISSIPPI.....	14-7	W
MISSISSIPPI.....	2-6	L
MISSISSIPPI.....	2-3	L
SOUTHERN MISS.....	2-5	L
at Jacksonville.....	3-11	L
at Jacksonville.....	3-5	L
# vs. St. John's.....	7-8	L
# vs. Akron.....	6-3	W
# vs. Central Michigan	2-7	L
* ARKANSAS STATE	4-5	L
* ARKANSAS STATE	5-4	W
* ARKANSAS STATE	9-5	W
UAB.....	3-10	L
at Alabama	1-4	L
* at Louisiana	3-5	L
* at Louisiana	3-7	L
* at Louisiana	2-8	L
* LITTLE ROCK	13-11	W
* LITTLE ROCK	3-4	L
& ALABAMA	2-8	L
* at Western Kentucky	3-4	L
* at Western Kentucky	4-3	W (12)
* at Western Kentucky	4-3	W
at Mississippi State	6-7	L
at Mississippi State	4-10	L
* at Louisiana Tech	11-10	W
* at Louisiana Tech	3-8	L
* at Louisiana Tech	4-7	L
at Troy.....	9-5	W
* FIU	2-5	L
* FIU	4-2	W
* FIU	7-8	L
at Southern Miss	6-4	W
* at New Orleans.....	6-14	L
* at New Orleans.....	2-0	W
* at New Orleans.....	4-9	L
TROY	4-3	W
* at Arkansas State	8-7	W
* at Arkansas State	9-5	W
* at Arkansas State	7-6	W (14)
* LOUISIANA	6-4	W
* LOUISIANA	8-12	L
* LOUISIANA	7-12	L
at UAB.....	3-5	L
at Jacksonville State.....	15-4	W
* at Little Rock	4-6	L
* at Little Rock	6-4	W
* at Little Rock	9-8	W
! vs. Little Rock.....	8-0	W
! vs. New Orleans.....	2-1	W
! vs. New Orleans.....	8-5	W
! vs. FIU	10-4	W
+ vs. Mississippi State.....	2-9	L
+ vs. Tulane.....	3-4	L

^ Coca-Cola Classic (Mobile, Ala.)
Jacksonville Kennel Clubs Classic (Jacksonville, Fla.)
* Sun Belt Conference game
& Dannon/Winn Dixie Challenge (Mobile, Ala.)
! SBC Tournament (Mobile, Ala.)
+ NCAA Regional (Starkville, Miss.)

2001

45-19, 17-10 Sun Belt

- Sun Belt Co-Champions -
- NCAA Regional -

ARKANSAS-PINE BLUFF	14-1	W
ARKANSAS-PINE BLUFF	12-0	W
ARKANSAS-PINE BLUFF	13-3	W
GEORGIA STATE.....	8-2	W
GEORGIA STATE.....	5-4	W
at Southern Miss	16-9	W
^ NORTH CAROLINA	13-1	W
^ MINNESOTA.....	12-5	W
^ AUBURN	3-4	L
at Alabama	5-6	L
SE MISSOURI STATE	2-1	W
SE MISSOURI STATE	6-1	W
at Auburn.....	9-3	W
EASTERN ILLINOIS.....	13-2	W
EASTERN ILLINOIS.....	3-6	L
EASTERN ILLINOIS.....	9-1	W
SIENA	16-1	W
SIENA	4-3	W
SIENA	15-2	W
AKRON	8-6	W
AKRON	13-4	W
AKRON	14-3	W
* NEW MEXICO STATE	7-6	W
* NEW MEXICO STATE	3-2	W
* NEW MEXICO STATE	3-1	W
SOUTHERN MISS.....	14-1	W
* LITTLE ROCK	11-5	W
* LITTLE ROCK	9-4	W
* LITTLE ROCK	9-2	W
* at FIU	1-13	L
* at FIU	7-8	(10) L
* at FIU	1-7	L
* WESTERN KENTUCKY.....	11-2	W
* WESTERN KENTUCKY.....	10-11	(10) L
* WESTERN KENTUCKY.....	12-1	W (7)
at Mississippi State	5-4	W
at Mississippi State	2-9	L
* at Louisiana	1-9	L
* at Louisiana	1-4	L
* at Louisiana	12-3	W
* ARKANSAS STATE	3-1	W
* ARKANSAS STATE	4-2	W
* ARKANSAS STATE	9-11	L
at Wichita State	9-6	W (12)
at Wichita State	0-14	L
* NEW ORLEANS.....	7-3	W
* NEW ORLEANS.....	5-4	W
* NEW ORLEANS.....	7-2	W
* at Louisiana Tech	2-3	(12) L
* at Louisiana Tech	10-6	W
* at Louisiana Tech	2-1	W
at Nicholls State.....	2-9	L
* at Middle Tennessee.....	6-8	L
* at Middle Tennessee.....	10-7	W
* at Middle Tennessee.....	2-6	L
! vs. UALR.....	4-5	L
! vs. FIU	9-7	W
! vs. Little Rock.....	9-2	W
! vs. Louisiana Tech	18-5	W
! vs. Louisiana Tech	6-3	W
! vs. Middle Tennessee	11-2	W
+ vs. Seton Hall	2-7	L
+ vs. William & Mary	8-4	W
+ vs. Seton Hall	7-8	L

^ Coca-Cola Classic (Mobile, Ala.)
* Sun Belt Conference game
! SBC Tournament (Lafayette, La.)
+ NCAA Regional (Clemson, S.C.)

YEAR-BY-YEAR RESULTS

2002

42-19, 17-5 Sun Belt

- Sun Belt Champions -
- NCAA Regional -

MISSISSIPPI VALLEY STATE.....	10-0	W
MISSISSIPPI VALLEY STATE.....	19-1	W
MISSISSIPPI VALLEY STATE.....	7-0	W
^ CHARLOTTE.....	13-4	W
^ WICHITA STATE	3-4	L
^ NORTHWESTERN STATE.....	2-5	L
at Southern Miss	3-7	L
at Mississippi	5-12	L
at Mississippi	6-7	(11) L
at Mississippi	6-5	W
FORDHAM	7-2	W
FORDHAM	14-3	W
FORDHAM	8-9	L
ALABAMA	10-4	W
NICHOLLS STATE.....	7-12	L
NICHOLLS STATE.....	8-7	W
MISSISSIPPI STATE.....	8-7	W
MISSISSIPPI STATE.....	8-4	W
at Clemson.....	1-13	L
at Clemson.....	6-4	W
at Clemson.....	3-11	L
at Troy.....	9-3	W
* ARKANSAS STATE	5-4	W
* ARKANSAS STATE	8-1	W
* ARKANSAS STATE	9-8	W
SOUTHERN MISS.....	6-5	W (10)
* at Little Rock.....	5-4	W
AUBURN	1-6	L
* at New Orleans.....	8-7	W
* at New Orleans.....	3-1	W (12)
* at New Orleans.....	2-3	L
FLORIDA A&M	3-1	W
JACKSONVILLE STATE	6-5	W
JACKSONVILLE STATE	8-2	W
at Florida State	6-5	W (10)
at Florida A&M.....	10-6	W
* MIDDLE TENNESSEE	8-4	W
* MIDDLE TENNESSEE	6-2	W
* MIDDLE TENNESSEE	14-6	W
TROY	11-2	W
* FIU	4-9	L
* FIU	14-4	W
* FIU	5-4	W
* at New Mexico State.....	5-8	L
* at New Mexico State.....	22-11	W
* at New Mexico State.....	16-14	W
at Jacksonville State.....	8-2	W
* LOUISIANA	5-1	W
* LOUISIANA	8-15	L
* LOUISIANA	4-3	W
at Auburn.....	4-6	L
* at Western Kentucky	4-13	L
* at Western Kentucky	4-2	W
* at Western Kentucky	13-7	W
! vs. Middle Tennessee	2-1	W
! vs. FIU.....	11-5	W
! vs. FIU.....	16-5	W
! vs. New Mexico State	9-20	L
+ vs. Kent State.....	7-4	W
+ vs. Notre Dame.....	1-25	L
+ vs. Ohio State.....	4-6	L

^ Coca-Cola Classic (Mobile, Ala.)
* Sun Belt Conference game
! SBC Tournament (Mobile, Ala.)
+ NCAA Regional (South Bend, Ind.)

2003

42-19, 17-7 Sun Belt

- Sun Belt Champions -
- NCAA Regional -

at San Diego State	0-5	L
at Southern California	2-10	L
at Southern California	1-10	L
at Southern California	5-9	L
at Auburn.....	17-3	W
^ ST. JOHN'S.....	19-3	W
^ NORTHWESTERN	15-7	W
^ SOUTHERN MISS.....	0-8	L
# vs. Oral Roberts	11-8	W
# vs. Georgia.....	9-6	W
# vs. McNeese State	3-8	L
at Troy.....	12-2	W
CONNECTICUT	11-16	L
CONNECTICUT	9-4	W
CONNECTICUT	10-5	W
JACKSONVILLE STATE	8-0	W
JACKSONVILLE STATE	11-2	W
TEMPLE.....	11-3	W
TEMPLE.....	10-7	W
TEMPLE.....	17-6	W
at Southern Miss	7-2	W
MURRAY STATE	9-6	W
MURRAY STATE	13-0	W
MURRAY STATE	5-4	W
* at Arkansas State.....	11-7	L
* at Arkansas State.....	2-6	L
* at Arkansas State.....	11-2	W
* NEW ORLEANS.....	8-1	W
* NEW ORLEANS.....	9-8	W (11)
* NEW ORLEANS.....	12-5	W
FLORIDA A&M	5-0	W
FLORIDA A&M	7-5	W
* WESTERN KENTUCKY	6-1	W
* WESTERN KENTUCKY.....	11-7	W
* WESTERN KENTUCKY.....	6-10	L
at Alabama	16-17	L
* at Middle Tennessee.....	3-7	L
* at Middle Tennessee.....	8-6	W
* at Middle Tennessee.....	11-3	W
AUBURN	10-1	W
* LITTLE ROCK	9-3	W
* LITTLE ROCK	7-5	W
* LITTLE ROCK	2-5	L
TROY	9-6	W
* at FIU.....	9-7	W
* at FIU.....	0-5	L
* at FIU.....	5-3	W
* NEW MEXICO STATE	6-4	W
* NEW MEXICO STATE	10-9	W
* NEW MEXICO STATE	18-2	W
NICHOLLS STATE.....	6-3	W
* at Louisiana	7-1	W
* at Louisiana	7-6	W
* at Louisiana.....	5-12	L
! vs. Arkansas State.....	6-2	W
! vs. Western Kentucky	9-10	L
! vs. FIU.....	11-14	L
+ vs. Rutgers	14-1	W
+ vs. Florida State	8-6	W
+ vs. Florida State	5-13	L
+ vs. Florida State	2-12	L

^ Coca-Cola Classic (Mobile, Ala.)
Lake Area Classic (Lake Charles, La.)
* Sun Belt Conference game
! SBC Tournament (Lafayette La.)
+ NCAA Regional (Tallahassee, Fla.)

2004

30-28, 16-8 Sun Belt

- Sun Belt Co-Champions -

at Texas A&M.....	3-13	L
at Texas A&M.....	0-8	L
at Texas A&M.....	3-4	L
at Southern Miss	9-2	W
MISSISSIPPI.....	3-7	L
MISSISSIPPI.....	5-7	L
MISSISSIPPI.....	11-13	L
at Jacksonville State.....	5-2	W
SIENA	16-1	W
SIENA	4-9	L
SIENA	3-5	L
at Mississippi State.....	2-4	L
at Mississippi State.....	2-3	L
^ WINTHROP	13-2	W
^ OHIO STATE.....	7-3	W
^ MCNEESE STATE.....	7-9	L
EASTERN ILLINOIS.....	5-0	W
EASTERN ILLINOIS.....	25-24	W
SOUTHERN CALIFORNIA.....	7-6	W
SOUTHERN CALIFORNIA.....	7-12	L
SOUTHERN CALIFORNIA.....	12-2	W
at Oral Roberts	5-2	W
at Oral Roberts	1-10	L
at Oral Roberts	3-5	L
ALABAMA	1-12	L
* ARKANSAS STATE	9-0	W
* ARKANSAS STATE	6-9	L
* ARKANSAS STATE	14-4	W
TROY	2-10	L
* at New Orleans.....	11-9	W
* at New Orleans.....	7-6	W
* at New Orleans.....	1-7	L
AUBURN	10-9	W
* at Western Kentucky	6-1	W
* at Western Kentucky	7-6	W
* at Western Kentucky	6-9	L
at Auburn.....	0-10	L
* MIDDLE TENNESSEE	5-10	L
* MIDDLE TENNESSEE	9-4	W
* MIDDLE TENNESSEE	1-5	L
at Troy.....	3-9	L
* at Little Rock	6-2	W
* at Little Rock	7-5	W
* at Little Rock	2-6	L
* FIU	7-4	W
* FIU	6-3	W
* FIU	3-5	L
* at New Mexico State.....	11-8	W
* at New Mexico State.....	13-6	W
* at New Mexico State.....	16-6	W
SOUTHEASTERN LOUISIANA	8-0	W
SOUTHEASTERN LOUISIANA	6-2	W
* LOUISIANA	10-8	W
* LOUISIANA	6-14	L
* LOUISIANA	10-7	W
! vs. Western Kentucky	3-6	L
! vs. New Orleans.....	12-10	W
! vs. FIU.....	3-4	L

^ Coca-Cola Classic (Mobile, Ala.)
* Sun Belt Conference game
! SBC Tournament (Mobile, Ala.)

YEAR-BY-YEAR RESULTS

2005

35-27, 15-9 Sun Belt

- NCAA Regional -

# at Arizona State	2-7	L
# vs. Gonzaga	9-7	W
# vs. Oklahoma	1-4	L
^ WAKE FOREST	2-7	L
^ TEXAS A&M	9-7	W
^ JACKSONVILLE	1-4	L
at Southern Miss	9-6	W
ORAL ROBERTS	5-6	L
ORAL ROBERTS	6-5	W
at Auburn	3-0	W
SAN DIEGO STATE	5-4	W
SAN DIEGO STATE	16-8	W
SAN DIEGO STATE	5-6	L
at Southeastern Louisiana	7-6	W
at Coastal Carolina	6-7	L
vs. Niagara	7-5	W
at Coastal Carolina	9-7	W
vs. Niagara	8-4	W
at Coastal Carolina	4-5	L
MURRAY STATE	6-0	W
MURRAY STATE	9-3	W
MURRAY STATE	15-2	W
SOUTHERN MISS	10-17	L
* at Louisiana	4-22	L
* at Louisiana	5-6	L
* at Louisiana	6-2	W
* NEW MEXICO STATE	9-4	W
* NEW MEXICO STATE	1-6	L
* NEW MEXICO STATE	3-2	W
TROY	17-8	W
* at FIU	8-7	W
* at FIU	4-11	L
* at FIU	12-7	W
JACKSONVILLE STATE	7-2	W
JACKSONVILLE STATE	9-10	L
* LITTLE ROCK	18-3	W
* LITTLE ROCK	10-5	W
* LITTLE ROCK	8-5	W
MISSISSIPPI STATE	6-10	L
& vs. Mississippi State	1-2	L
* at Middle Tennessee	5-6	(13) L
* at Middle Tennessee	9-8	W
* at Middle Tennessee	3-1	W
at Alabama	8-9	L
* WESTERN KENTUCKY	10-4	W
* WESTERN KENTUCKY	4-8	L
* WESTERN KENTUCKY	2-0	W
* NEW ORLEANS	11-3	W
* NEW ORLEANS	3-11	L
* NEW ORLEANS	8-7	W
at Troy	1-2	L
* at Arkansas State	1-13	L
* at Arkansas State	1-4	L
* at Arkansas State	10-5	W
SOUTHEASTERN LOUISIANA	6-13	L
at Stetson	12-15	L
! vs. New Orleans	11-10	W
! vs. FIU	6-4	W
! vs. New Orleans	14-6	W
! vs. Middle Tennessee	9-2	W
+ vs. Auburn	5-13	L
+ vs. Army	5-8	L

Surprise Coca-Cola Tournament (Surprise, Ariz.)
 ^ Coca-Cola Classic (Mobile, Ala.)
 & at Jackson, Miss.
 * Sun Belt Conference game
 ! SBC Tournament (Miami, Fla.)
 + NCAA Regional (Tallahassee, Fla.)

2006

39-21, 16-7 Sun Belt

- NCAA Regional -

GRAMBLING	8-0	W
GRAMBLING	25-1	W
& OKLAHOMA STATE	13-17	L
& GEORGE MASON	10-2	W
& ARKANSAS	7-8	L
ALABAMA STATE	7-3	W
^ STETSON	3-5	L
^ WICHITA STATE	2-6	L
^ SOUTHERN MISS	6-3	W
# vs. Troy	6-3	W
# vs. Michigan	9-4	W
# vs. UAB	1-2	L
SAMFORD	16-2	W
SAMFORD	7-3	W
SAMFORD	15-7	W
ALABAMA	6-7	L
COASTAL CAROLINA	6-5	W
COASTAL CAROLINA	10-2	W
GEORGIA SOUTHERN	9-8	W
GEORGIA SOUTHERN	15-4	W
at Tulane	3-6	L
at Tulane	8-4	W
TULANE	2-7	L
at Southern Mississippi	4-7	L
* LOUISIANA	8-7	W
* LOUISIANA	6-9	L
* LOUISIANA	2-0	W
at Nicholls State	4-1	W
* at Troy	4-5	(10) L
* at Troy	8-9	(11) L
* at Troy	3-13	L
NICHOLLS STATE	8-0	W
SOUTHEASTERN LOUISIANA	6-3	W
* FIU	6-5	W
* FIU	11-20	L
* FIU	14-2	W
AUBURN	2-3	L
* at Little Rock	9-8	W (10)
* at Little Rock	20-7	W
* at Little Rock	9-0	W
NICHOLLS STATE	12-2	W
* MIDDLE TENNESSEE	1-0	W (13)
* MIDDLE TENNESSEE	12-6	W
* MIDDLE TENNESSEE	20-10	W
at Southeastern Louisiana	10-7	W
* at Western Kentucky	7-2	W
* at Western Kentucky	13-9	W
* at New Orleans	12-10	W
* at New Orleans	4-6	L
* at New Orleans	8-7	W (10)
* ARKANSAS STATE	4-3	W
* ARKANSAS STATE	12-14	L
* ARKANSAS STATE	4-1	W
at Florida State	7-2	W (11)
! vs. Middle Tennessee	3-5	L
! vs. Arkansas State	5-3	W
! vs. Louisiana	5-8	L
+ vs. Tulane	7-1	W
+ vs. Mississippi	7-9	L
+ vs. Tulane	11-18	L

& Jaguar Invitational (Mobile, Ala.)
 ^ Coca-Cola Classic (Mobile, Ala.)
 # Screen-Tech Wiregrass Classic (Dothan, Ala.)
 * Sun Belt Conference game
 ! SBC Tournament (Bowling Green, Ky.)
 + NCAA Regional (Oxford, Miss.)

2007

31-26, 13-16 Sun Belt

MERCER	7-5	W
MERCER	13-11	W
MERCER	5-9	L
at Southern Miss	1-6	L
JACKSON STATE	19-3	W
^ MICHIGAN STATE	5-1	W
^ JACKSONVILLE	4-14	L
^ AUBURN	5-20	L
SIENA	13-7	W
SIENA	17-3	W
SIENA	10-1	W
CONNECTICUT	10-5	W
CONNECTICUT	11-2	W
CONNECTICUT	3-2	W
at Nicholls State	4-2	W
* at Louisiana	2-7	L
* at Louisiana	6-9	L
* at Louisiana	6-10	L
SOUTHERN MISS	10-8	W
* ARKANSAS STATE	9-5	W
* ARKANSAS STATE	0-6	L
* ARKANSAS STATE	15-14	W
MISSISSIPPI	6-8	L
* at ULM	2-7	L
* at ULM	2-11	L
* at ULM	2-7	L
* LITTLE ROCK	9-1	W
* LITTLE ROCK	13-5	W
at Auburn	2-5	L
* at New Orleans	7-2	W
* at New Orleans	2-3	L
* at New Orleans	4-5	L
# vs. Mississippi State	1-5	L
NICHOLLS STATE	20-3	W
at Alabama	5-4	W
* MIDDLE TENNESSEE	6-8	L
* MIDDLE TENNESSEE	5-6	L
* MIDDLE TENNESSEE	11-5	W
JACKSON STATE	16-6	W
* at Florida Atlantic	3-9	L
* at Florida Atlantic	5-6	L
* at Florida Atlantic	11-9	W
* FIU	10-12	L
* FIU	11-0	W
* FIU	11-10	W
at Wichita State	7-6	W
at Wichita State	5-15	L
* at Western Kentucky	5-9	L
* at Western Kentucky	9-1	W
* at Western Kentucky	17-9	W
* TROY	6-8	L
* TROY	8-0	W
* TROY	8-1	W
! vs. Louisiana	2-3	L
! vs. ULM	5-3	W
! vs. Troy	4-1	W
! vs. Louisiana	0-5	L

^ Coca-Cola Classic (Mobile, Ala.)
 * Sun Belt Conference game
 # at Pearl, Miss.
 ! SBC Tournament (Mobile, Ala.)

YEAR-BY-YEAR RESULTS

2008 32-26, 15-15 Sun Belt

^ FAIRFIELD.....	11-1	W
^ XAVIER.....	6-5	W
^ KENTUCKY.....	3-10	L
at Jackson State.....	18-6	W
at Southern Miss.....	2-4	L
MANHATTAN.....	11-14	L
MANHATTAN.....	13-5	W
MANHATTAN.....	15-12	W
MANHATTAN.....	15-6	W
SAMFORD.....	8-7	W (10)
# vs. Arizona.....	0-18	L
# vs. Notre Dame.....	4-10	L
# vs. Texas A&M-Corpus Christi.....	4-2	W
at Nicholls State.....	10-6	W
* WESTERN KENTUCKY.....	9-6	W
* WESTERN KENTUCKY.....	5-8	L
* WESTERN KENTUCKY.....	4-8	L
NICHOLLS STATE.....	3-5	L
NICHOLLS STATE.....	10-3	W
* at New Orleans.....	5-8	L
* at New Orleans.....	9-18	L
* at New Orleans.....	10-7	W
* at Mississippi State.....	6-5	W
* at Mississippi State.....	6-7	(11) L
* ARKANSAS STATE.....	17-9	W
* ARKANSAS STATE.....	10-4	W
* ARKANSAS STATE.....	8-7	W
AUBURN.....	4-3	W
* FLORIDA ATLANTIC.....	14-3	W
* FLORIDA ATLANTIC.....	9-13	L
* FLORIDA ATLANTIC.....	4-9	L
at Mississippi.....	5-6	(10) L
at Mississippi.....	2-10	L
* at Little Rock.....	10-11	L
* at Little Rock.....	10-1	W
* at Little Rock.....	4-3	W
* at Auburn.....	7-1	W
* LOUISIANA.....	3-9	L
* LOUISIANA.....	9-2	W
* LOUISIANA.....	6-8	L
JACKSON STATE.....	18-0	W
ALABAMA.....	10-9	W (10)
* at Middle Tennessee.....	10-5	W
* at Middle Tennessee.....	6-4	W
* at Middle Tennessee.....	1-11	(7) L
* ULM.....	4-10	L
* ULM.....	16-13	W
* ULM.....	12-11	W (10)
* at FIU.....	2-12	L
* at FIU.....	5-4	W
* at FIU.....	4-7	L
SOUTHERN MISS.....	16-5	W
* at Troy.....	7-0	W
* at Troy.....	7-9	L
* at Troy.....	5-6	L
! vs. New Orleans.....	14-2	W
! vs. Louisiana.....	1-8	L
! vs. New Orleans.....	4-14	L
^ Coca-Cola Classic (Mobile, Ala.)		
# Whataburger College Classic (Corpus Christi, Texas)		
! SBC Tournament (Lafayette, La.)		

2009 25-30, 13-16 Sun Belt

^ MERCER.....	9-2	W
LIBERTY.....	2-5	L
^ LIBERTY.....	3-4	(10) L
^ #6 MISSISSIPPI.....	3-2	(10) L
at Mississippi State.....	1-5	L
at Southern Miss.....	0-12	L
+ vs. Southern Illinois.....	3-2	W
+ vs. Iowa.....	11-9	W
+ at Stetson.....	9-2	W
\$ at #6 Baylor.....	4-14	L
\$ vs. UAB.....	8-13	L
\$ vs. #5 UC-Irvine.....	5-6	L
MEMPHIS.....	4-3	W (10)
MEMPHIS.....	20-10	W(8)
* at Western Kentucky.....	4-7	L
* at Western Kentucky.....	2-10	L
* at Western Kentucky.....	14-16	L
* at Vanderbilt.....	4-7	L
* NEW ORLEANS.....	12-1	W
* NEW ORLEANS.....	5-12	L
* NEW ORLEANS.....	2-10	L
MISSISSIPPI STATE.....	17-12	W
SOUTHEASTERN LOUISIANA.....	13-11	W
* at Arkansas State.....	7-8	L
* at Arkansas State.....	10-3	W
* at Arkansas State.....	2-7	L
* at Florida Atlantic.....	5-6	L
* at Florida Atlantic.....	11-12	L
* at Florida Atlantic.....	9-3	W
NICHOLLS STATE.....	11-13	L
* LITTLE ROCK.....	7-2	W
* LITTLE ROCK.....	3-5	L
* LITTLE ROCK.....	6-2	W
AUBURN.....	5-2	W
at Auburn.....	7-12	L
* at Louisiana.....	9-5	W
* at Louisiana.....	8-6	W
* at Louisiana.....	7-4	W
at Nicholls State.....	11-2	W
#22 ALABAMA.....	21-16	W
* MIDDLE TENNESSEE.....	4-3	W
* MIDDLE TENNESSEE.....	1-14	L
* MIDDLE TENNESSEE.....	5-11	L
at Alabama.....	3-14	(8) L
* at ULM.....	12-9	W
* at ULM.....	11-9	W
* FIU.....	1-9	L
* FIU.....	15-21	L
* FIU.....	7-8	L
SOUTHERN MISS.....	5-7	L
* TROY.....	6-5	W
* TROY.....	13-6	W
* TROY.....	7-12	L
! vs. Troy.....	4-10	L
! vs. ULM.....	8-13	L
^ Coca-Cola Classic (Mobile, Ala.)		
+ Bright House Invitational (DeLand, Fla.)		
# QTI Baylor Classic (Waco, Texas)		
* Sun Belt Conference game		
! SBC Tournament (Troy, Ala.)		

2010 32-27, 17-13 Sun Belt

JACKSON STATE.....	11-4	W
JACKSON STATE.....	11-0	W (7)
at Alabama.....	4-12	L
ALABAMA.....	3-5	L
^ EASTERN MICHIGAN.....	11-5	W
^ NORTH FLORIDA.....	4-2	W
^ #27 WICHITA STATE.....	10-15	L
EASTERN MICHIGAN.....	15-14	W
TULANE.....	7-2	W
SIENA.....	6-10	L
SIENA.....	2-6	L
SIENA.....	12-6	W
SIENA.....	8-0	W
TENNESSEE TECH.....	6-4	W
TENNESSEE TECH.....	13-14	L
* at Little Rock.....	3-0	W
* at Little Rock.....	9-7	W
* at Little Rock.....	14-8	W
at Memphis.....	13-2	W
at Memphis.....	3-5	L
* LOUISIANA.....	1-3	L
* LOUISIANA.....	9-4	W
* LOUISIANA.....	12-11	W (13)
at #21 Southeastern Louisiana.....	5-6	L
* at Middle Tennessee.....	10-7	W
* at Middle Tennessee.....	10-19	L
* at Middle Tennessee.....	15-0	W
SOUTHERN MISS.....	14-13	W
* NEW ORLEANS.....	9-2	W
* NEW ORLEANS.....	5-4	W
* NEW ORLEANS.....	14-1	W
#22 SE LOUISIANA.....	12-11	W
at Auburn.....	2-6	L
* at #21 Western Kentucky.....	3-13	L
* at #21 Western Kentucky.....	4-12	L
* at #21 Western Kentucky.....	7-5	W
NICHOLLS STATE.....	13-7	W
at Mississippi State.....	5-9	L
* ULM.....	8-4	W
* ULM.....	13-8	W
* ULM.....	8-17	L
* at Arkansas State.....	8-9	L
* at Arkansas State.....	9-4	W
* at Arkansas State.....	7-6	W
at Nicholls State.....	5-6	L
at Southern Miss.....	5-15	L
* FLORIDA ATLANTIC.....	2-7	L
* FLORIDA ATLANTIC.....	6-5	W
* FLORIDA ATLANTIC.....	3-6	L
AUBURN.....	10-9	W (11)
* at FIU.....	5-6	L
* at FIU.....	1-8	L
* at FIU.....	0-5	L
* TROY.....	0-17	L
* TROY.....	2-6	L
* TROY.....	11-10	W
! vs. FIU.....	7-1	W
! vs. Florida Atlantic.....	9-10	L
! vs. FIU.....	9-10	L
^ South Alabama Classic (Mobile, Ala.)		
* Sun Belt Conference game		
! SBC Tournament (Murfreesboro, Tenn.)		

YEAR-BY-YEAR RESULTS

2011

30-28, 15-15 Sun Belt

UT-MARTIN	6-1	W
UT-MARTIN	4-3	W
UT-MARTIN	11-10	W
at Jackson State	6-3	W (10)
^ CENTRAL FLORIDA	4-9	L
^ ALABAMA	10-9	W
^ SOUTHEASTERN LOUISIANA.....	4-6	L
at Nicholls State.....	2-11	L
\$ vs. Minnesota	5-3	W
\$ vs. Oklahoma State	1-13	L
\$ vs. Washington State	14-3	W
COLUMBIA.....	3-0	W
COLUMBIA.....	10-7	W
COLUMBIA.....	2-5	L
COLUMBIA.....	5-17	L
* at Troy.....	1-7	L
* at Troy.....	10-4	W
* at Troy.....	1-6	L
JACKSON STATE.....	4-2	W
at #25 Southern Miss.....	3-15	L
* ULM	3-8	L
* ULM	10-5	W
* ULM	8-3	W
at #21 Alabama	3-4	L
* at Middle Tennessee.....	2-5	L
* at Middle Tennessee.....	6-0	W
* at Middle Tennessee.....	11-13	L
at Southeastern Louisiana.....	8-13	L
* FLORIDA ATLANTIC	5-3	W
* FLORIDA ATLANTIC	3-7	L
* FLORIDA ATLANTIC	10-12	L
NICHOLLS STATE.....	9-8	W
at Tulane.....	8-6	W
* Little Rock	20-7	W
* Little Rock	10-4	W
* Little Rock	11-5	W
at Auburn	7-1	W
* at Louisiana.....	3-1	W
* at Louisiana.....	6-7	L
* at Louisiana.....	4-5	L
* at FIU	6-9	L
* at FIU	9-10	(10) L
* at FIU	2-4	L
MISSISSIPPI STATE.....	9-15	L
#12 SOUTHERN MISS.....	4-7	L
* ARKANSAS STATE	10-5	W
* ARKANSAS STATE	8-7	W (10)
* ARKANSAS STATE	7-4	W
* at Western Kentucky	6-3	W
* at Western Kentucky	4-0	W
* at Western Kentucky	2-3	(10) L
AUBURN	8-1	W
* TROY	9-8	W
* TROY	6-1	L
* TROY	7-10	L
! vs. Louisiana	10-6	W
! vs. FIU.....	0-11	L
! vs. Arkansas State.....	9-12	L
^ Coca-Cola Classic (Mobile, Ala.)		
\$ Dairy Queen Classic (Tucson, Ariz.)		
* Sun Belt Conference game		
! SBC Tournament (Monroe, La.)		



MARK CALVI

344-254

(11 seasons, 2012-present)

2012

23-34, 15-15 Sun Belt

# 32 COLLEGE OF CHARLESTON.....	2-5	L
# 32 COLLEGE OF CHARLESTON.....	3-6	L
# 32 COLLEGE OF CHARLESTON.....	0-3	L
JACKSON STATE.....	12-4	W
SAMFORD	9-4	W
SAMFORD	8-9	L
SAMFORD	7-8	L
at Alabama	3-4	L
at Stephen F. Austin.....	4-5	(11) L
at Stephen F. Austin.....	0-9	L
at Stephen F. Austin.....	5-2	W
at Southern Miss	5-3	W
NICHOLLS STATE.....	4-8	L
at North Florida	4-10	L
at North Florida	7-8	L
at North Florida	3-7	(13) L
* TROY	7-2	W
* TROY	6-10	L
* TROY	16-4	W
at Auburn	0-7	L
* at ULM	20-13	W
* at ULM	11-3	W
* at ULM	8-1	W
at Wichita State	7-3	W
at Wichita State	4-9	L
* MIDDLE TENNESSEE.....	7-5	W
* MIDDLE TENNESSEE.....	3-12	L
* MIDDLE TENNESSEE.....	1-17	L
ALABAMA	5-9	L
* at #30 Florida Atlantic	5-7	L
* at #30 Florida Atlantic	7-10	L
* at #30 Florida Atlantic	7-4	W
at Mississippi State	0-2	(12) L
* at Little Rock	7-18	L
* at Little Rock	9-13	L
* at Little Rock	14-7	W
SOUTHERN MISS.....	8-7	W
* LOUISIANA	7-5	W
* LOUISIANA	1-6	L
* LOUISIANA	5-3	W
at Nicholls State.....	3-11	L
* FIU	9-7	W
* FIU	4-6	L
* FIU	8-2	W
SOUTHEASTERN LOUISIANA.....	3-6	L
* at Arkansas State	1-8	L
* at Arkansas State	1-6	L
* at Arkansas State	1-2	L
* WESTERN KENTUCKY.....	6-7	L
* WESTERN KENTUCKY-1.....	4-1	W
* WESTERN KENTUCKY-2.....	8-7	W
* at Troy.....	6-7	L
* at Troy.....	11-3	W
* at Troy.....	5-8	L
! vs. ULM.....	4-7	(10) L
! vs. Western Kentucky	5-3	W
! vs. Florida Atlantic.....	5-4	W (10)

* Sun Belt Conference game
! SBC Tournament (Bowling Green, Ky.)

2013

43-20, 20-10 Sun Belt

- Sun Belt Co-Champions -
- NCAA Regional -

STEPHEN F. AUSTIN	7-6	W
STEPHEN F. AUSTIN	10-0	W
STEPHEN F. AUSTIN	13-4	W
ALABAMA STATE.....	15-4	W
NEW ORLEANS	29-6	W
NEW ORLEANS-1	4-1	W
NEW ORLEANS-2	5-2	W
at Jacksonville State	3-1	W
at Jacksonville State	8-3	W
at College of Charleston.....	2-12	L
at College of Charleston.....	3-0	W
at College of Charleston.....	2-3	L
at Nicholls State	11-7	W
SOUTHERN MISS	6-5	W
NORTH FLORIDA.....	6-5	W
NORTH FLORIDA.....	2-15	L
NORTH FLORIDA.....	9-8	W
at Alabama State.....	5-1	W
* at Troy	11-10	W
* at Troy	7-5	W
* at Troy	7-8	L
at Southeastern Louisiana.....	13-7	W
* Little Rock.....	4-3	W
* Little Rock.....	6-5	W (11)
* Little Rock.....	11-1	W
at Southern Miss.....	3-1	W
* at Florida Atlantic.....	3-6	L
* at Florida Atlantic.....	6-7	L
* at Florida Atlantic.....	0-3	L
#17 MISSISSIPPI STATE	4-6	L
* FIU.....	8-1	W
* FIU.....	6-5	W
* FIU.....	4-7	L
NICHOLLS STATE	1-4	L
* at Arkansas State.....	6-2	W
* at Arkansas State.....	20-2	W
* at Arkansas State.....	4-1	W
at #6 Florida State	0-2	L
* WESTERN KENTUCKY	8-10	L
* WESTERN KENTUCKY	6-3	W
* WESTERN KENTUCKY	7-5	W
JACKSONVILLE STATE.....	9-6	W
JACKSONVILLE STATE.....	6-5	W
* at ULM.....	10-8	W
* at ULM.....	9-6	W
* at ULM.....	7-2	W
* MIDDLE TENNESSEE	12-11	W (14)
* MIDDLE TENNESSEE	3-2	W (10)
* MIDDLE TENNESSEE	5-6	L
SOUTHEASTERN LOUISIANA	9-0	W
* at Louisiana.....	9-6	W
* at Louisiana-1	9-5	W
* at Louisiana-2	7-17	L
* TROY	8-1	W
* TROY	3-8	L
* TROY	3-6	L
! vs. Little Rock.....	10-2	W
! at Louisiana	2-9	L
! vs. FIU.....	7-6	W
! at Louisiana	2-9	L
\$ vs. Mercer.....	9-4	W
\$ at Mississippi State	2-6	L
\$ vs. Central Arkansas.....	0-3	L

* Sun Belt Conference game
! SBC Tournament (Lafayette, La.)
\$ NCAA Regional (Starkville, Miss.)

YEAR-BY-YEAR RESULTS

2014

22-33, 11-18 Sun Belt

TENNESSEE TECH.....	4-5	L
TENNESSEE TECH.....	6-3	W
TENNESSEE TECH.....	4-5	L
ALABAMA STATE.....	0-5	L
at New Orleans.....	5-0	W
at New Orleans.....	3-4	L
JACKSONVILLE STATE.....	4-2	W
at #24 Arkansas.....	1-12	L
at #24 Arkansas-1.....	2-1	W
at #24 Arkansas-2.....	5-3	W
at Jackson State.....	4-5	L
at #8 Mississippi State.....	0-3	L
SOUTHERN ILLINOIS.....	4-3	W (10)
SOUTHERN ILLINOIS.....	4-1	W
SOUTHERN ILLINOIS.....	5-4	W
at Southern Miss.....	5-1	W
• TROY.....	0-5	L
• TROY.....	2-1	W
at #6 LSU.....	0-9	L
• at Little Rock.....	9-6	W
• at Little Rock.....	6-5	W
• at Little Rock.....	0-10	L
NICHOLLS STATE.....	5-4	W
• UTA-1.....	3-8	L
• UTA-2.....	2-6	L
• UTA.....	1-6	L
at Southeastern Louisiana.....	3-9	L
• at Texas State.....	5-4	W (13)
• at Texas State.....	0-2	L
• at Texas State.....	7-2	W
at Nicholls State.....	4-15	L
• ARKANSAS STATE.....	5-0	W
• ARKANSAS STATE.....	6-7	(14) L
• ARKANSAS STATE.....	2-3	L
SOUTHEASTERN LOUISIANA.....	0-5	L
• at Western Kentucky.....	13-10	W
• at Western Kentucky.....	2-7	L
• at Western Kentucky.....	3-6	L
at Auburn.....	1-6	L
• ULM.....	7-4	W
• ULM.....	6-5	W
• ULM.....	7-8	(11) L
at Alabama State.....	12-11	W
• at Georgia State.....	8-1	W
• at Georgia State.....	4-7	L
• at Georgia State.....	10-15	L
• #3 LOUISIANA.....	2-5	L
• #3 LOUISIANA.....	7-8	L
• #3 LOUISIANA.....	3-13	L
• at Troy.....	5-6	L
• at Troy.....	3-7	L
• at Troy.....	7-3	W
! UTA.....	4-8	L
! ARKANSAS STATE.....	3-4	L

• Sun Belt Conference game
! SBC Tournament (Mobile, Ala.)

2015

37-20, 19-9 Sun Belt

- Sun Belt Champions -

NEW ORLEANS.....	7-3	W
NEW ORLEANS.....	8-2	W
NEW ORLEANS.....	8-6	W
AUBURN.....	7-4	W
#13 MARYLAND.....	0-8	L
#15 ARKANSAS.....	0-7	L
#22 CENTRAL FLORIDA.....	5-7	L
at Alabama State.....	6-3	W
BROWN.....	9-7	W
BROWN-1.....	13-12	W (10)
BROWN-2.....	7-0	W
BROWN.....	21-1	W
SOUTHERN MISS.....	0-3	L
• LITTLE ROCK.....	3-4	L
• LITTLE ROCK.....	1-0	W
• LITTLE ROCK.....	3-2	W (11)
SOUTHEASTERN LOUISIANA.....	1-4	L
• at UTA.....	6-1	W
• at UTA.....	0-7	L
• at UTA.....	4-5	L
ALABAMA STATE.....	9-2	W
• TEXAS STATE.....	7-1	W
• TEXAS STATE.....	2-1	W (11)
• TEXAS STATE.....	7-8	L
ALABAMA.....	3-0	W
• at ULM.....	12-4	W
• at ULM.....	9-4	W
• at ULM.....	3-4	L
MISSISSIPPI STATE.....	8-7	W (11)
JACKSON STATE.....	2-0	W
• at Arkansas State.....	13-10	W
• at Arkansas State.....	1-4	L
• at Arkansas State.....	2-1	W
at Southeastern Louisiana.....	2-12	L
• APPALACHIAN STATE.....	9-2	W
• APPALACHIAN STATE-1.....	5-6	L
• APPALACHIAN STATE-2.....	10-3	W
at Evansville.....	7-3	W
at Evansville-1.....	5-6	L
at Evansville-2.....	5-9	L
at Jacksonville State.....	0-3	L
at Jacksonville State.....	5-1	W
• GEORGIA STATE.....	8-0	W
• GEORGIA STATE.....	2-1	W (11)
• GEORGIA STATE.....	7-2	W
at Southern Miss.....	6-7	(17) L
• at Georgia Southern.....	7-1	W
• at Georgia Southern.....	12-7	W
• at Georgia Southern.....	11-4	W
• at Louisiana.....	5-0	W
• at Louisiana.....	4-3	W
• at Louisiana.....	2-3	L
• TROY.....	1-2	(10) L
! vs. Arkansas State.....	6-2	W
! vs. Georgia State.....	14-4	W
! vs. Arkansas State.....	7-3	W
! vs. Louisiana.....	1-5	(12) L

• Sun Belt Conference game
! SBC Tournament (Troy, Ala.)

2016

42-22, 21-9 Sun Belt

- Sun Belt Co-Champions -
- NCAA Regional -

EVANSVILLE.....	5-4	W
EVANSVILLE.....	11-0	W
EVANSVILLE.....	18-5	W
ALABAMA STATE.....	4-3	W (10)
^ at Georgia.....	3-1	W
^ vs. Western Kentucky.....	10-11	L
^ vs. Cincinnati.....	3-2	W
SOUTHERN MISS.....	9-3	W
vs. Southern Miss.....	4-2	W
MIDDLE TENNESSEE.....	4-7	L
MIDDLE TENNESSEE.....	3-2	W
MIDDLE TENNESSEE.....	4-5	(12) L
at #21 Mississippi State.....	3-7	L
• LITTLE ROCK.....	13-3	W
• LITTLE ROCK-1.....	7-5	W
• LITTLE ROCK-2.....	10-6	W
at Southeastern Louisiana.....	2-9	L
• UTA-1.....	4-3	W
• UTA-2.....	4-3	W
• UTA.....	6-4	W
at New Orleans.....	2-8	L
• at Texas State.....	6-4	W
• at Texas State.....	7-3	W
• at Texas State.....	3-2	W (11)
vs. Nicholls State.....	4-5	L
• ULM-1.....	13-0	W
• ULM-2.....	10-4	W
• ULM.....	12-2	W
at Alabama State.....	7-12	L
NEW ORLEANS.....	12-3	W
• ARKANSAS STATE.....	8-2	W
• ARKANSAS STATE.....	12-7	W
• ARKANSAS STATE.....	3-2	W
SOUTHEASTERN LOUISIANA.....	2-1	W
• at Appalachian State.....	3-4	L
• at Appalachian State.....	8-1	W
• at Appalachian State.....	3-4	L
at Alabama.....	8-2	W
SOUTHERN.....	4-5	L
SOUTHERN.....	12-2	W
SOUTHERN.....	7-1	W
at Auburn.....	8-5	W
• at Georgia State.....	9-3	W
• at Georgia State.....	4-7	L
• at Georgia State.....	2-1	W
JACKSONVILLE STATE.....	4-2	W
JACKSONVILLE STATE.....	8-7	W
• GEORGIA SOUTHERN.....	3-4	(10) L
• GEORGIA SOUTHERN.....	9-1	L
• GEORGIA SOUTHERN.....	10-0	W
• #21 LOUISIANA.....	3-2	W
• #21 LOUISIANA.....	4-5	(11) L
• #21 LOUISIANA.....	3-6	L
• at Troy.....	8-3	W
• at Troy.....	2-4	L
• at Troy.....	0-8	L
! vs. UTA.....	2-4	L
! vs. Little Rock.....	6-4	W
! vs. UTA.....	3-0	W
! vs. Georgia Southern.....	0-4	L
\$ vs. #18 Southern Miss.....	2-14	L
\$ vs. ALABAMA STATE.....	6-3	W
\$ vs. #18 SOUTHERN MISS.....	7-5	W
\$ vs. #12 Florida State.....	6-18	L

^ Bulldog Invitational (Athens, Ga.)

• Sun Belt Conference game

! SBC Tournament (San Marcos, Texas)

\$ NCAA Tallahassee (Fla.) Regional

YEAR-BY-YEAR RESULTS

2017

40-21, 22-8 Sun Belt

- NCAA Regional -

EASTERN ILLINOIS	8-2	W
EASTERN ILLINOIS	32-0	W
EASTERN ILLINOIS	8-3	W
ALABAMA A&M.....	11-1	W
at Baylor	2-3	L
at Baylor	9-10	L
at Baylor	7-9	L
NEW ORLEANS	10-7	W
# vs. Southeastern Louisiana	3-4	L
# vs. Troy	6-4	W
# vs. Seton Hall.....	2-3	L
at Auburn	14-3	W
\$ vs. Columbia.....	4-1	W
\$ at Mississippi State.....	0-2	L
\$ at Mississippi State.....	6-8	L
\$ vs. Columbia.....	4-3	W
SOUTHEASTERN LOUISIANA	4-12	L
• at Georgia Southern	5-8	L
• at Georgia Southern	19-6	W
• at Georgia Southern	5-0	W
at Alabama State.....	13-4	W
• GEORGIA STATE.....	7-0	W
• GEORGIA STATE.....	16-6	W
• GEORGIA STATE.....	19-9	W
at #23 Southern Miss	2-4	L
• at #21 Louisiana.....	1-11	L
• at #21 Louisiana.....	6-0	W
• at #21 Louisiana.....	2-10	L
at Southeastern Louisiana.....	9-12	L
• at ULM	14-2	W
• at ULM.....	4-1	W
• at ULM	8-3	W
at New Orleans	9-6	W
• #26 COASTAL CAROLINA.....	3-4	L
• #26 COASTAL CAROLINA.....	9-11	L
• #26 COASTAL CAROLINA.....	4-3	W
#11 MISSISSIPPI STATE.....	5-2	W
ALABAMA STATE.....	6-4	W
• at Arkansas State	10-12	L
• at Arkansas State	12-2	W
• at Arkansas State	15-5	W
at #25 Southern Miss	7-13	L
• TEXAS STATE.....	8-3	W
• TEXAS STATE.....	9-4	W
• TEXAS STATE.....	7-5	W
• LITTLE ROCK.....	8-3	W
• LITTLE ROCK.....	5-11	L
• LITTLE ROCK.....	5-3	W
at #10 LSU	7-6	W
• at Appalachian State.....	8-6	W
• at Appalachian State.....	24-5	W
• at Appalachian State.....	11-6	W
• TROY	4-5	L
• TROY	10-6	W
• TROY	10-7	W
! vs. Troy	9-1	W
! vs. Arkansas State.....	4-2	W
! vs. Georgia Southern.....	7-6	W
* vs. Mississippi State.....	6-3	W
* vs. Southern Miss	3-8	L
* vs. Mississippi State.....	3-7	L

Cox Diamond Invitational (Pensacola, Fla.)
 \$ Mississippi State Tournament (Starkville, Miss.)
 • Sun Belt Conference game
 ! Sun Belt Tournament (Statesboro, Ga.)
 * NCAA Hattiesburg (Miss.) Regional

2018

32-25, 18-11 Sun Belt

@ vs. Kansas State	12-5	W
@ vs. #18 Oklahoma.....	6-5	W (12)
@ vs. Virginia Tech.....	7-5	W
@ vs. #23 Indiana	4-8	L
#13 SOUTHERN MISS	10-9	W
HARTFORD	17-1	W
HARTFORD	6-3	W
HARTFORD	9-3	W
#18 AUBURN	6-7	L
at #3 Texas Tech	1-8	L
at #3 Texas Tech-1	2-14	L
at #3 Texas Tech-2	2-5	L
at #3 Texas Tech	7-9	L
at Louisiana	1-2	L
at Louisiana	7-3	W
at Louisiana	11-5	W
at #16 LSU	4-9	L
• ULM.....	5-3	W
• ULM.....	6-0	W
• ULM.....	6-12	L
#28 SE Louisiana.....	6-1	W
• at Georgia State	2-7	L
• at Georgia State	12-4	W
NEW ORLEANS	2-8	L
• APPALACHIAN STATE	9-1	W
• APPALACHIAN STATE-1	2-0	W
• APPALACHIAN STATE-2	5-0	W
• at #18 Coastal Carolina	11-6	W
• at #18 Coastal Carolina	7-14	L
• at #18 Coastal Carolina	0-12	L
at Alabama State.....	18-7	W
• GEORGIA SOUTHERN-1	9-6	W
• GEORGIA SOUTHERN-2	8-1	W
• GEORGIA SOUTHERN	11-3	W
at New Orleans	15-9	W
• at Texas State-1	10-1	W
• at Texas State-2	11-10	W
• at Texas State	2-5	L
at #15 Southern Miss	3-5	L
• at Little Rock.....	9-13	L
• at Little Rock.....	10-7	W
• at Little Rock.....	4-7	L
at #16 Auburn	4-10	L
• UTA.....	16-2	W
• UTA.....	6-2	W
• UTA.....	7-2	W
at SE Louisiana	9-12	L
• at Troy-1	0-3	L
• at Troy-2	1-11	L
• at Troy	8-5	W (10)
! vs. Georgia Southern.....	5-3	W
! vs. Coastal Carolina	4-16	L
! vs. Georgia Southern.....	12-0	W
! vs. Coastal Carolina	1-3	L

@ Baseball at the Beach (Conway, S.C.)
 • Sun Belt Conference game
 ! Sun Belt Tournament (Lafayette, La.)

2019

30-26, 16-14 Sun Belt

at #14 Clemson	2-6	L
at #14 Clemson	2-7	L
at #14 Clemson	4-3	W
ALABAMA STATE.....	14-2	W
TENNESSEE TECH-1	8-1	W
TENNESSEE TECH-2	7-3	W
TENNESSEE TECH	10-2	W
ALABAMA.....	3-7	L
ALABAMA-1.....	5-10	L
ALABAMA-2.....	1-6	L
NICHOLLS STATE.....	6-3	W
SACRED HEART-1	16-1	W
SACRED HEART-2	12-2	W
SACRED HEART	11-2	W
#17 AUBURN	2-6	L
• TEXAS STATE	10-7	W
• TEXAS STATE	1-0	W
• TEXAS STATE	2-8	L
at New Orleans	5-7	L
NEW ORLEANS	22-7	W
• at Arkansas State.....	0-6	L
• at Arkansas State.....	11-6	W
• at Arkansas State.....	1-8	L
SE LOUISIANA.....	0-1	L
• at UT Arlington	3-6	L
• at UT Arlington	7-9	L
• at UT Arlington	5-11	L
at Southern Miss.....	15-6	W
at #9 LSU	0-2	L
• #19 COASTAL CAROLINA-1... ..	4-9	L
• #19 COASTAL CAROLINA-2... ..	8-4	W
• #19 COASTAL CAROLINA	5-14	L
at #5 Mississippi State.....	5-7	L
• at Louisiana	9-2	W
• at Louisiana	4-8	L
• at Louisiana	1-4	L
SOUTHERN MISS	4-1	W
• GEORGIA STATE-1	9-7	W
• GEORGIA STATE-2	4-2	W
• GEORGIA STATE	10-7	W
at Alabama State.....	13-0	W
• at Georgia Southern.....	2-9	L
• at Georgia Southern.....	12-16	L
• at Georgia Southern.....	6-2	W
• LITTLE ROCK	8-1	W
• LITTLE ROCK	7-2	W
• LITTLE ROCK	9-8	W
at SE Louisiana	14-4	W
• at Appalachian State	4-1	W
• at Appalachian State	13-6	W
• at Appalachian State	5-4	W
at Tulane	1-11	L
• TROY.....	8-2	W
• TROY.....	2-6	L
• TROY.....	2-10	L
! vs. ULM	7-12	L

• Sun Belt Conference game
 ! Sun Belt Tournament (Conway, S.C.)

YEAR-BY-YEAR RESULTS

2020 8-10

CAMPBELL.....	1-0	W
CAMPBELL-1.....	12-10	W
CAMPBELL-2.....	3-7	L
at No. 4 Vanderbilt.....	0-3	L
at No. 4 Vanderbilt.....	0-4	L
UT-MARTIN.....	6-7	L
INDIANA.....	2-4	L
SIENA.....	6-1	W
SIENA.....	8-2	W
NEW ORLEANS.....	5-0	W
GONZAGA.....	2-0	W
GONZAGA.....	3-13	L
GONZAGA.....	7-6	W
at No. 25 Alabama.....	2-12	L
at No. 13 Arkansas.....	13-6	W
at No. 13 Arkansas.....	2-15	L
at No. 13 Arkansas.....	3-5	L
at No. 19 LSU.....	1-4	L
at Georgia State •.....	CANCELED	
at Georgia State •.....	CANCELED	
at Georgia State •.....	CANCELED	
at New Orleans.....	CANCELED	
TULANE.....	CANCELED	
GEORGIA SOUTHERN •.....	CANCELED	
GEORGIA SOUTHERN •.....	CANCELED	
GEORGIA SOUTHERN •.....	CANCELED	
at Southeastern Louisiana.....	CANCELED	
ARKANSAS STATE •.....	CANCELED	
ARKANSAS STATE •.....	CANCELED	
ARKANSAS STATE •.....	CANCELED	
at Coastal Carolina •.....	CANCELED	
at Coastal Carolina •.....	CANCELED	
at Coastal Carolina •.....	CANCELED	
APPALACHIAN STATE •.....	CANCELED	
APPALACHIAN STATE •.....	CANCELED	
APPALACHIAN STATE •.....	CANCELED	
at Mississippi State.....	CANCELED	
ALABAMA STATE.....	CANCELED	
at ULM •.....	CANCELED	
at ULM •.....	CANCELED	
at ULM •.....	CANCELED	
at ULM •.....	CANCELED	
at Southern Miss.....	CANCELED	
LOUISIANA •.....	CANCELED	
LOUISIANA •.....	CANCELED	
LOUISIANA •.....	CANCELED	
LOUISIANA •.....	CANCELED	
SOUTHEASTERN LOUISIANA.....	CANCELED	
at Little Rock •.....	CANCELED	
at Little Rock •.....	CANCELED	
at Little Rock •.....	CANCELED	
UTA •.....	CANCELED	
UTA •.....	CANCELED	
UTA •.....	CANCELED	
UTA •.....	CANCELED	
SOUTHERN MISS.....	CANCELED	
at Troy •.....	CANCELED	
at Troy •.....	CANCELED	
at Troy •.....	CANCELED	
SBC Tournament.....	CANCELED	

• - Sun Belt Conference game

2021 36-22, 15-9 Sun Belt

SOUTHEAST MISSOURI STATE.....	2-4	L
SOUTHEAST MISSOURI STATE.....	6-5	W
SOUTHEAST MISSOURI STATE.....	6-8	L
SOUTHERN MISS.....	5-3	W
at Oral Roberts.....	7-1	W
at Oral Roberts-1.....	4-3	W (10)
at Oral Roberts-2.....	2-9	L
at New Orleans.....	5-0	W
MIDDLE TENNESSEE.....	5-4	W
MIDDLE TENNESSEE.....	2-8	L
MIDDLE TENNESSEE.....	2-4	L
at No. 23 Alabama.....	8-11	L
JACKSONVILLE STATE.....	2-11	L
JACKSONVILLE STATE.....	2-8	L
JACKSONVILLE STATE.....	7-5	W
SOUTHERN MISS.....	8-2	W
at UT Arlington •.....	2-3	L
at UT Arlington •.....	6-4	W
at UT Arlington •.....	6-3	W
at Northwestern State.....	8-6	W
at Northwestern State.....	6-5	W
at Northwestern State.....	12-1	W
at No. 25 LSU.....	1-11	L
TROY •.....	6-0	W
TROY •.....	6-3	W
TROY •.....	8-0	W
at Little Rock •.....	3-7	L
at Little Rock •.....	2-4	L
at Little Rock •.....	8-9	L
at Southern Miss.....	4-0	W
LOUISIANA •.....	4-1	W
LOUISIANA-1 •.....	3-2	W
LOUISIANA-2 •.....	8-2	W
SOUTHERN.....	5-0	W
GEORGIA STATE •.....	4-2	W
GEORGIA STATE-1 •.....	5-1	W
GEORGIA STATE-2 •.....	4-2	W
at Georgia Southern •.....	12-5	W
at Georgia Southern •.....	2-11	L
at Georgia Southern •.....	6-7	L
at Texas State.....	3-6	L
at Texas State.....	4-13	L
at Texas State.....	9-4	W
COASTAL CAROLINA •.....	2-4	L
COASTAL CAROLINA •.....	3-1	W
COASTAL CAROLINA •.....	4-1	W
at Appalachian State •.....	4-6	L
at Appalachian State •.....	2-4	L
at Appalachian State •.....	13-3	W
vs. Coastal Carolina !.....	14-7	W
vs. Little Rock !.....	6-2	W
vs. UT Arlington !.....	5-4	W
vs. Georgia Southern.....	10-4	W
vs. Miami (FL) #.....	0-1	L
at No. 14 Florida #.....	19-1	W
vs. Miami (FL) #.....	7-2	W
vs. USF #.....	4-0	W
vs. USF #.....	4-6	L

• Sun Belt Conference game
! Sun Belt Tournament (Montgomery, Ala.)
- NCAA Gainesville (Fla.) Regional

2022 31-23, 17-13 Sun Belt

RADFORD.....	6-5	W
ORAL ROBERTS.....	1-3	L
TENNESSEE TECH.....	7-11	L
at Southern Miss.....	6-5 (13)	W
RHODE ISLAND.....	15-2	W
RHODE ISLAND.....	9-1	W
RHODE ISLAND.....	3-2	W
MIDDLE TENNESSEE.....	3-1	W
MIDDLE TENNESSEE.....	16-3	W
MIDDLE TENNESSEE.....	4-2	W
at Southern Miss.....	5-7	L
at Jacksonville State-1.....	7-0	W
at Jacksonville State-2.....	7-6	W
at Jacksonville State.....	4-3 (11)	W
at New Orleans.....	6-1	W
UT ARLINGTON •.....	12-2	W
UT ARLINGTON •.....	12-4	W
UT ARLINGTON •.....	11-4	W
vs. Auburn.....	12-13	L
at Louisiana •.....	4-5 (11)	L
at Louisiana •.....	6-5	W
at Louisiana •.....	3-6	L
at Alabama.....	4-5	L
at Georgia State •.....	8-10	L
at Georgia State •.....	3-4	L
at Georgia State •.....	5-9	L
ALABAMA STATE.....	10-0	W
APPALACHIAN STATE •.....	9-0	W
APPALACHIAN STATE •.....	6-2	W
APPALACHIAN STATE •.....	9-0	W
at Alabama State.....	4-7	L
at Troy.....	11-3	W
at Troy-1.....	8-10	L
at Troy-2.....	11-6 (10)	W
at Southeastern Louisiana.....	6-8	L
No. 19 GEORGIA SOUTHERN •.....	4-5	L
No. 19 GEORGIA SOUTHERN •.....	4-7	L
No. 19 GEORGIA SOUTHERN •.....	2-7	L
TULANE.....	8-1	W
at No. 17 Texas State •.....	2-10	L
at No. 17 Texas State •.....	10-11	L
at No. 17 Texas State •.....	21-8	W
No. 5 SOUTHERN MISS.....	4-6	L
ARKANSAS STATE •.....	7-1	W
ARKANSAS STATE •.....	13-2	W
ARKANSAS STATE •.....	9-7	W
at Tulane.....	7-11	L
ULM •.....	12-4	W
ULM •.....	3-1	W
ULM •.....	4-2	W
at Coastal Carolina •.....	2-11	L
at Coastal Carolina •.....	15-7	W
at Coastal Carolina •.....	1-13	L
vs. Louisiana !.....	1-9	L

• Sun Belt Conference game
! Sun Belt Tournament (Montgomery, Ala.)
- NCAA Gainesville (Fla.) Regional

YEAR-BY-YEAR RESULTS

2023

23-31, 11-19 Sun Belt

NORTHWESTERN STATE	3-2	W	
EASTERN KENTUCKY-1.....	0-2		L
EASTERN KENTUCKY-2.....	26-6	W	
UAB	7-6	W	
NICHOLLS	5-4	W	
NEBRASKA	4-5		L
NEBRASKA	3-15		L
NEBRASKA	3-9		L
at Tulane	11-7	W	
PEPPERDINE	5-12		L
IOWA	2-6		L
SOUTHERN	8-3	W	
NEW ORLEANS	10-7	W	
at Jacksonville State	6-2	W	
at Jacksonville State	0-4		L
at Jacksonville State	9-11		L
ALABAMA	0-4		L
at Georgia Southern •	6-10		L
at Georgia Southern •	1-11		L
at Georgia Southern •	4-5		L
vs Auburn	5-6		L
LOUISIANA •	12-11	W	
LOUISIANA •	5-22		L
LOUISIANA •	6-10		L
at Nicholls	10-8	W	
at James Madison •	19-3	W	
at James Madison •	8-13		L
at James Madison •	14-3	W	
SOUTHERN	13-0	W	
TEXAS STATE •	4-8		L
TEXAS STATE •	8-4	W	
TEXAS STATE •	5-4	W	
at Alabama State	9-7	W	
at ULM •	6-7		L
at ULM •	9-6	W	
at ULM •	12-2	W	
ALABAMA STATE	9-4	W	
GEORGIA STATE •	5-15		L
GEORGIA STATE •	5-2	W	
GEORGIA STATE •	7-2	W	
NEW ORLEANS	5-6		L
TROY •	5-2	W	
TROY •	1-8		L
TROY •	9-4	W	
at Southern Miss •	4-6		L
at Southern Miss •	4-6		L
at Southern Miss •	1-6		L
COASTAL CAROLINA •	7-8		L
COASTAL CAROLINA •	11-14		L
COASTAL CAROLINA •	10-16		L
at Southeastern Louisiana.....	4-5		L
at Arkansas State •	2-7		L
at Arkansas State •	6-13		L
at Arkansas State •	11-18		L

• - Sun Belt Conference game


ALL-TIME VS. OPPONENTS

Opponent	W-L-T	First	Last	Opponent	W-L-T	First	Last	Opponent	W-L-T	First	Last
Akron	4-0	2000	2001	Indiana	0-2	2018	2020	Rollins	2-2	1976	1977
Alabama	48-63	1967	2023	Iowa	3-2	1975	2023	Rutgers	1-0	2003	2003
Alabama A&M	1-0	2017	2017	Jackson State	12-1	1990	2015	Samford	32-6	1967	2012
Alabama Freshman	1-1	1965	1965	Jacksonville	54-37	1972	2007	San Diego State	2-2	2003	2005
Alabama State	21-3	1987	2023	Jacksonville State	25-9	1996	2023	Southeast Missouri	6-4	1995	2021
Albion	25-0-1	1970	1985	James Madison	2-1	2023	2023	Seton Hall	0-3	2001	2017
Appalachian State	16-6	1973	2022	John Brown	2-0	1975	1975	Sewanee	3-0	1967	1968
Arizona	0-1	2008	2008	John Carroll	4-0	1979	1980	Siena	11-4	2001	2020
Arizona State	0-1	2005	2005	Kalamazoo	33-0	1968	1981	Siena Heights	1-0	1988	1988
Arkansas	3-5	2006	2020	Kansas State	1-0	2018	2018	SIU-Edwardsville	2-0	1971	1971
Arkansas State	74-34	1993	2023	Keesler AFB	3-1	1966	1969	South Carolina	7-3	1973	1989
Arkansas-Pine Bluff	5-0	2000	2001	Kent State	2-0	1993	2002	South Florida	45-35	1978	2021
Army	0-1	2005	2005	Kentucky	7-1	1984	2008	Southeastern Louisiana	43-25	1984	2023
Auburn	50-29	1968	2023	Lafayette	2-0	1993	1993	Southern	6-2	1987	2023
Auburn-Montgomery	5-0	1987	1988	Lamar	14-6	1975	1998	Southern California	2-8	1987	2004
Austin Peay	4-1	1986	1989	Liberty	0-2	2009	2009	Southern Illinois	5-3	1983	2014
Baylor	1-4	1993	2017	Lincoln	2-1	1967	1967	Southern Miss	68-42	1967	2023
Belhaven	5-5	1965	1979	Little Rock	75-19	1992	2021	Southwest Baptist	12-0	1981	1987
Bellarmine	2-0	1976	1976	Livingston	8-1	1973	1975	SW Missouri State	1-1	1992	1994
Birmingham-Southern	1-0	1987	1987	Long Beach State	1-1	1990	1997	Spring Arbor	2-0	1968	1968
Bowling Green	0-0-1	1993	1993	LSU	25-19	1971	2021	Spring Hill	38-5	1966	1984
Brigham Young	1-0	1989	1989	Louisiana	70-55	1975	2023	St. Bernard	1-0	1976	1976
Brown	4-0	2015	2015	Louisiana Tech	24-9	1974	2001	St. Francis	3-0	1978	1978
Cal State Fullerton	1-1	1989	1989	Louisville	3-0	1975	1976	St. John's	1-1	2000	2003
Cal State Northridge	2-1	1998	1998	Loyola	2-4	1970	1971	St. Joseph's	1-0	1968	1968
Campbell	4-1	1989	2020	Loyola-Marymount	0-1	1990	1990	St. Louis	6-0	1979	1986
Centenary	2-0	1979	1979	Manhattan	3-1	2008	2008	Stephen F. Austin	4-2	2012	2013
Central Arkansas	0-1	2013	2013	Maryland	0-1	2015	2015	Stetson	7-7	1975	2009
Central Florida	3-7	1992	2015	Massachusetts	1-0	1993	1993	Stout State	1-0	1971	1971
Central Michigan	1-1	1987	2000	McNeese State	4-3	1987	2004	Taylor	2-0	1969	1969
Charlotte	7-0	1981	2002	Memphis	14-11	1977	2010	Temple	3-0	2003	2003
Chipola JC	0-2	1965	1965	Mercer	7-2	1975	2013	Tennessee	3-3	1970	1981
Christian Brothers	1-0	1984	1984	Miami (Fla.)	9-16	1973	2021	Tennessee Tech	8-4	1986	2022
Cincinnati	1-0	2016	2016	Michigan	2-1	1991	2006	Texas	0-2	1975	1987
Clark JC	0-2	1965	1965	Michigan State	3-0	1996	2007	Texas A&M	1-7	1981	2005
Clemson	6-8	1973	2019	Middle Tennessee	44-26	1971	2022	Texas A&M-Corpus Christi	1-0	2008	2008
Cleveland State	0-2	1968	1968	Millsaps	2-0	1967	1967	Texas-Pan American	9-6	1975	1998
Coastal Carolina	10-16	2005	2023	Minnesota	4-1	1997	2011	Texas State	18-9	2014	2023
Colgate	3-0	1975	1975	Mississippi	14-17	1971	2009	Texas Tech	0-4	2018	2018
College of Charleston	1-5	2012	2013	Mississippi College	2-0	1977	1977	Troy	55-44	1965	2023
Columbia	4-2	2011	2017	Mississippi State	25-49	1976	2019	Tulane	28-24	1966	2023
Columbus	2-0	1985	1985	Mississippi Valley State	7-0	1988	2002	Tulane Freshman	0-4	1965	1966
Connecticut	6-1	1993	2007	Missouri	1-2	1993	1996	UAB	53-32	1979	2023
David Lipscomb	1-3	1966	1975	Montevallo	3-0	1976	1978	UC-Irvine	0-1	2009	2009
Delaware	0-1	1980	1980	Murray State	7-1	1974	2005	UCLA	1-3	1988	1990
Delta State	5-1	1970	1985	Navy	1-0	1999	1999	ULM	41-16	1979	2023
East Carolina	1-1	1984	1984	Nebraska	0-3	2023	2023	Union	3-1	1970	1971
Eastern Illinois	9-1	1977	2017	New Mexico State	13-3	2001	2005	UT Arlington	14-11	2014	2022
Eastern Kentucky	1-1	2023	2023	New Orleans	100-65	1970	2023	UT-Martin	3-1	2011	2020
Eastern Michigan	4-1	1992	2010	Niagara	2-0	2005	2005	Valparaiso	2-0	1991	1991
Elon	2-0	1978	1978	Nicholls State	35-18	1974	2023	Vanderbilt	8-7	1972	2020
Evansville	4-2	2015	2016	North Carolina	1-0	2001	2001	Virginia	2-0	1972	1998
Fairfield	1-0	2008	2008	North Florida	3-4	2012	2013	Virginia Commonwealth	4-0	1989	1998
Fairleigh Dickinson	3-0	1980	1980	Northern Iowa	3-0	1991	1991	Virginia Tech	1-0	2018	2018
Florida	2-2	1984	2021	Northwestern	6-3	1975	2003	Wake Forest	0-2	1977	2005
Florida A&M	24-0	1988	2003	Northwestern State	6-1	1992	2023	Washington State	1-0	2011	2011
Florida Atlantic	7-16	2007	2013	Notre Dame	1-2	1991	2008	West Florida	12-1	1981	1986
FIU	30-25	1999	2013	Oakland	8-0	1974	1979	Western Illinois	2-0	1971	1971
Florida State	27-37-1	1969	2016	Ohio	7-2	1975	1977	Western Kentucky	85-54	1983	2016
Fordham	7-1	1990	2002	Ohio State	2-3	1976	2004	Wichita State	6-9	1993	2012
Gannon	5-1	1968	1972	Oklahoma	3-4	1991	2018	William & Mary	1-0	2001	2001
George Mason	1-0	2006	2006	Oklahoma State	1-2	1998	2011	William Carey	4-2	1966	1976
Georgia	2-0	2003	2016	Old Dominion	3-3	1983	1990	Winthrop	1-0	2004	2004
Georgia Southern	20-16	1987	2023	Oral Roberts	5-5	2003	2022	Wisconsin State	2-2	1969	1971
Georgia State	30-9	1979	2023	Parsons	2-3	1966	1967	Wright State	3-0	1978	1989
Georgia Tech	2-5	1984	1987	Pensacola JC	4-0	1966	1966	Xavier	3-0	1990	2008
Gonzaga	3-1	2005	2020	Pensacola Navy	10-3	1965	1970	Yale	2-0	1973	1973
Grambling	7-0	1990	2006	Pepperdine	0-1	2023	2023				
Gulf Coast JC	1-1	1967	1967	Providence	0-1	1992	1992				
Hartford	3-0	2018	2018	Quincy	1-0	1978	1978				
Houston	3-5	1977	1997	Radford	1-0	2022	2022				
Huntingdon	6-3	1965	1980	Rhode Island	3-0	2022	2022				
Illinois State	2-3	1967	1988	Rice	1-2	1987	1999				
Illinois-Chicago	0-1	1967	1967	Rider	1-0	1995	1995				


COACHING RECORDS




Mel Lucas
1965-68
50-44 (.532)



Eddie Stanky
1969-79, 1981-83
490-195-2 (.714)



Jim Crawford
1980
33-11 (.750)



Steve Kittrell
1984-2011
1,052-644-1 (.620)



Mark Calvi
2012-present
344-256 (.573)

YEAR-BY-YEAR COACHING RECORDS

Year	Coach	Overall				Sun Belt		
		W	L	T	Pct.	W	L	Pct.
1965	Mel Lucas	3	12		.200	—	—	—
1966	Mel Lucas	13	11		.542	—	—	—
1967	Mel Lucas	16	12		.571	—	—	—
1968	Mel Lucas	18	9		.666	—	—	—
1969	Eddie Stanky	19	12		.613	—	—	—
1970	Eddie Stanky	26	14	2	.643	—	—	—
1971	Eddie Stanky	36	11		.766	—	—	—
1972	Eddie Stanky	36	8		.818	—	—	—
1973	Eddie Stanky	33	9		.716	—	—	—
1974	Eddie Stanky	30	8		.789	—	—	—
1975	Eddie Stanky	52	14		.788	—	—	—
1976	Eddie Stanky	34	13		.723	—	—	—
1977	Eddie Stanky	42	13		.764	—	—	—
1978	Eddie Stanky	38	14		.731	—	—	—
1979	Eddie Stanky	32	15		.681	—	—	—
1980	Jim Crawford	33	11		.750	—	—	—
1981	Eddie Stanky	40	23		.635	5	3	.625
1982	Eddie Stanky	32	15		.680	4	4	.500
1983	Eddie Stanky	40	26		.606	12	5	.706
1984	Steve Kittrell	50	19		.725	11	6	.647
1985	Steve Kittrell	22	32		.407	5	11	.313
1986	Steve Kittrell	36	25		.590	9	9	.500
1987	Steve Kittrell	40	30		.571	10	8	.556
1988	Steve Kittrell	41	22		.650	11	7	.611
1989	Steve Kittrell	45	22		.671	11	7	.611
1990	Steve Kittrell	44	20		.688	12	6	.667
1991	Steve Kittrell	44	17		.721	13	3	.813
1992	Steve Kittrell	44	16		.733	14	7	.667
1993	Steve Kittrell	37	21	1	.636	11	6	.647
1994	Steve Kittrell	32	25		.561	16	6	.667
1995	Steve Kittrell	41	17		.707	20	7	.740
1996	Steve Kittrell	42	17		.712	22	5	.815
1997	Steve Kittrell	43	19		.694	15	10	.660
1998	Steve Kittrell	42	19		.689	19	6	.760
1999	Steve Kittrell	39	20		.661	27	5	.844
2000	Steve Kittrell	27	33		.450	14	15	.483
2001	Steve Kittrell	45	19		.703	17	10	.636
2002	Steve Kittrell	42	19		.689	17	5	.773
2003	Steve Kittrell	42	19		.689	17	7	.708
2004	Steve Kittrell	30	28		.517	16	8	.666

COACHING RECORDS

Year	Coach	W	L	T	Pct.	W	L	Pct.
2005	Steve Kittrell	35	27		.564	15	9	.625
2006	Steve Kittrell	39	21		.650	16	7	.695
2007	Steve Kittrell	31	26		.543	13	16	.448
2008	Steve Kittrell	32	26		.552	15	15	.500
2009	Steve Kittrell	25	30		.455	13	16	.448
2010	Steve Kittrell	32	27		.542	17	13	.567
2011	Steve Kittrell	30	28		.517	15	15	.500
2012	Mark Calvi	23	34		.404	15	15	.500
2013	Mark Calvi	43	20		.683	20	10	.667
2014	Mark Calvi	22	33		.400	11	18	.379
2015	Mark Calvi	37	20		.649	19	9	.679
2016	Mark Calvi	42	22		.656	21	9	.700
2017	Mark Calvi	40	21		.656	22	8	.733
2018	Mark Calvi	32	25		.561	18	11	.621
2019	Mark Calvi	30	26		.536	16	14	.533
2020	Mark Calvi	8	10		.444	--	--	.000
2021	Mark Calvi	36	22		.621	15	9	.625
2022	Mark Calvi	31	23		.574	17	13	.567
2023	Mark Calvi	23	31		.426	11	19	.367

Coach	Years	W	L	T	Pct.	W	L	Pct.
Mel Lucas	4	50	44		.532	--	--	--
Eddie Stanky	14	490	195	2	.714	21	12	.636
Jim Crawford	1	33	11		.750	--	--	--
Steve Kittrell	28	1052	644	1	.620	411	260	.613
Mark Calvi	12	365	287		.560	185	134	.580
Totals	59	1992	1181	3	.627	617	406	.603

SUN BELT CONFERENCE POSTSEASON

1978 at Mobile, Ala. (3rd Place)

South Florida 13, South Alabama 5
South Alabama 9, Jacksonville 7
South Florida 10, South Alabama 5

1979 at Tampa, Fla. (2nd Place)

South Alabama 7, Georgia State 0
New Orleans 9, South Alabama 2
South Alabama 19, South Florida 6
New Orleans 6, South Alabama 1

1980 at Mobile, Ala. (1st Place)

South Alabama 7, Jacksonville 4
South Alabama 7, Georgia State 6
South Alabama 11, South Florida 1

1981 at Birmingham, Ala. (1st Place)

South Alabama 8, UAB 7 (14 inn.)
South Florida 6, South Alabama 3
South Alabama 12, Charlotte 7
South Alabama 2, South Florida 1
South Alabama 7, South Florida 1

1982 at Tampa, Fla. (2nd Place)

South Alabama 6, UAB 0
South Florida 9, South Alabama 6
South Alabama 4, UAB 2
South Florida 9, South Alabama 4

1983 at Norfolk, Va. (1st Place)

South Alabama 8, Jacksonville 7
Old Dominion 7, South Alabama 3
South Alabama 9, UAB 5
South Alabama 15, Old Dominion 10
South Alabama 14, Old Dominion 14

1984 at Mobile, Ala. (1st Place)

Old Dominion 3, South Alabama 2
South Alabama 3, South Florida 2
South Alabama 6, Old Dominion 1
South Alabama 13, Charlotte 4
South Alabama 11, Charlotte 8

1985 at Norfolk, Va. (Did not compete)

1986 at Tampa, Fla. (5th Place)

South Alabama 7, Charlotte 3
South Florida 5, South Alabama 4
Jacksonville 2, South Alabama 1

1987 at Norfolk, Va. (1st Place)

South Alabama 8, Jacksonville 7
Western Kentucky 8, South Alabama 2
South Alabama 9, Jacksonville 7
South Alabama 9, Western Kentucky 3
South Alabama 16, Western Kentucky 11

1988 at Bowling Green, Ky. (4th Place)

South Alabama 11, Jacksonville 2
Western Kentucky 7, South Alabama 1
Jacksonville 9, South Alabama 8

1989 at Jacksonville, Fla. (2nd Place)

South Alabama 6, Virginia Commonwealth 5
Jacksonville 8, South Alabama 3
South Alabama 13, South Florida 3
South Alabama 6, Charlotte 0
South Alabama 6, Jacksonville 5 (10 inn.)
Jacksonville 10, South Alabama 1

1990 at Mobile, Ala. (4th Place)

South Alabama 3, Charlotte 0
Old Dominion 8, South Alabama 2
Jacksonville 4, South Alabama 3

1991 at Jacksonville, Fla. (4th Place)

South Alabama 11, Virginia Commonwealth 0
Western Kentucky 3, South Alabama 2
UAB 4, South Alabama 3

1992 at Mobile, Ala. (1st Place)

South Alabama 3, Lamar 2
South Alabama 5, Louisiana 4
South Alabama 11, Louisiana 8
South Alabama 8, Lamar 7

1993 at Beaumont, Texas (4th Place)

South Alabama 9, Louisiana 3
Jacksonville 3, South Alabama 2 (10 innings)
Lamar 10, South Alabama 7

1994 at Mobile, Ala. (4th Place)

South Alabama 6, New Orleans 0
Jacksonville 7, South Alabama 6
Lamar 3, South Alabama 2 (10 innings)

1995 at Jacksonville, Fla. (3rd Place)

South Alabama 6, New Orleans 2
South Alabama 11, Lamar 8
Jacksonville 7, South Alabama 6 (10 innings)
Lamar 4, South Alabama 2

1996 at Mobile, Ala. (1st Place)

South Alabama 13, Texas-Pan American 2
South Alabama 13, Louisiana 3
South Alabama 15, Arkansas State 4
South Alabama 11, Arkansas State 6

1997 at Lafayette, La. (1st Place)

South Alabama 6, Lamar 5
South Alabama 12, Arkansas State 5
South Alabama 5, Louisiana 0
Louisiana 12, South Alabama 9
South Alabama 9, Louisiana 2

1998 at Mobile, Ala. (3rd Place)

South Alabama 16, Jacksonville 2
South Alabama 10, Arkansas State 1
Louisiana 11, South Alabama 4
New Orleans 11, South Alabama 8

1999 at Metairie, La. (4th Place)

South Alabama 9, Arkansas State 2
FIU 7, South Alabama 5
South Alabama 8, New Orleans 4
Western Kentucky 6, South Alabama 5

2000 at Mobile, Ala. (1st Place)

South Alabama 8, Little Rock 0
South Alabama 2, New Orleans 1
South Alabama 8, New Orleans 5
South Alabama 10, FIU 4

2001 at Lafayette, La. (1st Place)

Little Rock 5, South Alabama 4
South Alabama 9, FIU 7
South Alabama 9, Little Rock 2
South Alabama 18, Louisiana Tech 5
South Alabama 6, Louisiana Tech 3
South Alabama 11, Middle Tennessee 2

2002 at Lafayette, La. (1st Place)

South Alabama 2, Middle Tennessee 1
South Alabama 11, FIU 5
South Alabama 16, FIU 5
New Mexico State 20, South Alabama 9

2003 at Lafayette, La. (5th Place)

South Alabama 6, Arkansas State 2
Western Kentucky 10, South Alabama 9
FIU 14, South Alabama 11

2004 at Mobile, Ala. (5th Place)

Western Kentucky 4, South Alabama 3
South Alabama 12, New Orleans 10
FIU 4, South Alabama 3

2005 at Miami, Fla. (1st Place)

South Alabama 11, New Orleans 10
South Alabama 6, FIU 4
South Alabama 14, New Orleans 6
South Alabama 9, Middle Tennessee 2

2006 at Bowling Green, Ky. (5th Place)

Middle Tennessee 5, South Alabama 3
South Alabama 4, Arkansas State 3
Louisiana 8, South Alabama 5

2007 at Mobile, Ala. (4th Place)

Louisiana 3, South Alabama 2 (10 inn.)
South Alabama 5, ULM 3
South Alabama 4, Troy 1
Louisiana 5, South Alabama 0

2008 at Lafayette, La. (6th Place)

South Alabama 14, New Orleans 2 (7 inn.)
Louisiana 8, South Alabama 1
New Orleans 14, South Alabama 4 (7 inn.)

2009 at Troy, Ala. (7th Place)

Troy, 10, South Alabama 4
ULM 13, South Alabama 8

2010 at Murfreesboro, Tenn. (7th Place)

South Alabama 7, FIU 1
Florida Atlantic 10, South Alabama 9
FIU 10, South Alabama 9

2011 at Monroe, La.

South Alabama 10, Louisiana 6
FIU 11, South Alabama 0
Arkansas State 12, South Alabama 9

2012 at Bowling Green, Ky.

ULM 7, South Alabama 4
South Alabama 5, Western Kentucky 3
South Alabama 5, Florida Atlantic 4 (10 inn.)

2013 at Lafayette, La. (3rd Place)

South Alabama 10, Little Rock 2
Louisiana 9, South Alabama 2
South Alabama 7, FIU 6
Louisiana 12, South Alabama 2

2014 at Mobile, Ala. (7th Place)

UTA 8, South Alabama 4
Arkansas State 4, South Alabama 3

2015 at Troy, Ala. (2nd Place)

South Alabama 6, Arkansas State 2
South Alabama 14, Georgia State 4
South Alabama 7, Arkansas State 3
Louisiana 5, South Alabama 1

2016 at San Marcos, Texas (3rd Place)

UTA 4, South Alabama 2
South Alabama 6, Little Rock 4
South Alabama 3, UTA 0
Georgia Southern 4, South Alabama 0

2017 at Statesboro, Ga. (1st Place)

South Alabama 9, Troy 1
South Alabama 4, Arkansas State 2
South Alabama 7, Georgia Southern 6 (10 inn.)

2018 at Lafayette, La. (4th Place)

South Alabama 5, Georgia Southern 3
Coastal Carolina 16, South Alabama 4
South Alabama 12, Georgia Southern 0
Coastal Carolina 3, South Alabama 1

2019 at Conway, S.C.

ULM 12, South Alabama 7

2021 at Montgomery, Ala. (1st Place)

South Alabama 14, Coastal Carolina 7
South Alabama 6, Little Rock 2
South Alabama 5, UT Arlington 4
South Alabama 10, Georgia Southern 4

2022 at Montgomery, Ala.

Louisiana 9, South Alabama 1

1972 District 3 (AT GASTONIA, N.C.)

South Alabama 6, Florida State 5
South Alabama 9, Jacksonville 6
South Alabama 6, Virginia 1
Mississippi 8, South Alabama 4
Mississippi 12, South Alabama 8

1973 District 3 (AT STARKVILLE, MISS.)

Miami (Fla.) 5, South Alabama 3
Appalachian State 2, South Alabama 1

1975 South Central Regional (AT ARLINGTON, TEXAS)

South Alabama 6, Texas-Pan American 5
Texas 7, South Alabama 4
Texas-Pan American 8, South Alabama 7

1977 Atlantic Regional (AT COLUMBIA, S.C.)

South Alabama 7, South Carolina 6
Wake Forest 9, South Alabama 6
South Carolina 7, South Alabama 2

1980 East Regional (AT MIAMI, FLA.)

Miami (Fla.) 15, South Alabama 6
Delaware 5, South Alabama 4 (10 inn.)

1983 South Regional (AT TALLAHASSEE, FLA.)

Florida State 8, South Alabama 2
Miami (Fla.) 14, South Alabama 5

1984 South I Regional (AT TALLAHASSEE, FLA.)

East Carolina 5, South Alabama 4
South Alabama 7, Florida 4
South Alabama 10, Stetson 9
South Alabama 18, East Carolina 2
South Alabama 6, Miami (Fla.) 4
Miami (Fla.) 10, South Alabama 2

1987 Atlantic Regional (AT TALLAHASSEE, FLA.)

South Alabama 2, Central Michigan 0
South Alabama 6, Georgia Southern 1
Florida State 12, South Alabama 3
South Alabama 3, Georgia Southern 0
South Alabama 6, Florida State 3
Florida State 9, South Alabama 2

1989 Central Regional (AT COLLEGE STATION, TEXAS)

South Alabama 11, Brigham Young 10
South Alabama 6, LSU 4
Texas A&M 17, South Alabama 6
LSU 6, South Alabama 5

1990 Midwest Regional (AT WICHITA, KAN.)

South Alabama 6, UCLA 4
Georgia Southern 13, South Alabama 4
South Alabama 6, Fordham 5
South Alabama 3, Georgia Southern 2
Georgia Southern 6, South Alabama 5

1991 South Regional (AT BATON ROUGE, LA.)

South Alabama 5, Oklahoma 4 (10 inn.)
Texas A&M 12, South Alabama 0
Louisiana-Lafayette 6, South Alabama 3

1992 South I Regional (AT BATON ROUGE, LA.)

Tulane 4, South Alabama 2 (12 inn.)
Providence 4, South Alabama 0

1993 South I Regional (AT BATON ROUGE, LA.)

South Alabama 7, Miami (Fla.) 3
South Alabama 9, Baylor 3
LSU 11, South Alabama 4
South Alabama 7, Kent State 6
LSU 9, South Alabama 4

1995 Atlantic I Regional (AT TALLAHASSEE, FLA.)

Central Florida 6, South Alabama 5
Florida State 7, South Alabama 2

1996 South I Regional (AT TUSCALOOSA, ALA.)

Stetson 9, South Alabama 8
Alabama 9, South Alabama 3

1997 South I Regional (AT BATON ROUGE, LA.)

South Alabama 12, Houston 6
South Alabama 12, Long Beach State 4
South Alabama 11, LSU 5
LSU 14, South Alabama 4
LSU 15, South Alabama 4

1998 East Regional (AT CLEMSON, S.C.)

South Alabama 2, Virginia Commonwealth 1
South Alabama 2, Clemson 1 (16 inn.)
Southern California 3, South Alabama 2
South Alabama 6, Virginia Commonwealth 0
Southern California 4, South Alabama 3

1999 Regional (AT TUSCALOOSA, ALA.)

Southern Mississippi 20, South Alabama 13
South Alabama 10, Navy 0
Southern Mississippi 10, South Alabama 9

2000 Regional (AT STARKVILLE, MISS.)

Mississippi State 9, South Alabama 2
Tulane 4, South Alabama 3

2001 Regional (AT CLEMSON, S.C.)

Seton Hall 7, South Alabama 2
South Alabama 8, William & Mary 4
Seton Hall 8, South Alabama 7

2002 Regional (AT SOUTH BEND, IND.)

South Alabama 7, Kent State 4
Notre Dame 25, South Alabama 1
Ohio State 6, South Alabama 4

2003 Regional (AT TALLAHASSEE, FLA.)

South Alabama 14, Rutgers 1
South Alabama 8, Florida State 6
Florida State 13, South Alabama 5
Florida State 12, South Alabama 2

2005 Regional (AT TALLAHASSEE, FLA.)

Auburn 13, South Alabama 8
Army 8, South Alabama 5

2006 Regional (AT OXFORD, MISS.)

South Alabama 7, Tulane 1
Mississippi 9, South Alabama 7
Tulane 18, South Alabama 11

2013 Regional (AT STARKVILLE, MISS.)

South Alabama 9, Mercer 4
Mississippi State 6, South Alabama 2
Central Arkansas 3, South Alabama 0

2016 Regional (AT TALLAHASSEE, FLA.)

Southern Mississippi 14, South Alabama 2
South Alabama 6, Alabama State 3
South Alabama 7, Southern Mississippi 5
Florida State 18, South Alabama 6

2017 Regional (AT HATTIESBURG, MISS.)

South Alabama 6, Mississippi State 3
Southern Miss 8, South Alabama 3
Mississippi State 7, South Alabama 3

2021 Regional (AT GAINESVILLE, FLA.)

Miami 1, South Alabama 0
South Alabama 19, No. 14 Florida 1
South Alabama 7, Miami 2
South Alabama 4, South Florida 0
South Florida 6, South Alabama 4

South Alabama In NCAA Regionals

Alabama.....	0-1
Alabama State	1-0
Appalachian State.....	0-1
Army	0-1
Auburn.....	0-1
Baylor.....	1-0
Brigham Young.....	1-0
Central Arkansas.....	0-1
Central Florida	0-1
Central Michigan.....	1-0
Clemson.....	1-0
Delaware.....	0-1
East Carolina	1-1
Florida.....	2-0
Florida State.....	3-7
Fordham	1-0
Georgia Southern	3-2
Houston	1-0
Jacksonville	1-0
Kent State	2-0
Long Beach State	1-0
Louisiana-Lafayette.....	0-1
LSU	2-5
Mercer	1-0
Miami (Fla.).....	3-5
Mississippi	0-3
Mississippi State	1-3
Navy	1-0
Notre Dame	0-1
Ohio State	0-1
Oklahoma	1-0
Providence.....	0-1
Rutgers.....	1-0
Seton Hall	0-2
Southern California.....	0-2
Southern Miss.....	1-4
South Carolina	1-1
South Florida	1-1
Stetson.....	1-1
Texas	0-1
Texas A&M.....	0-2
Texas-Pan American.....	1-1
Tulane.....	1-3
UCLA	1-0
Virginia.....	1-0
Virginia Commonwealth.....	2-0
Wake Forest.....	0-1
William & Mary.....	1-0
48 Opponents	41-56

All-Americans

- 1971 Glenn Borgmann, C, 1st (TSN)
- 1973 Ernie Rosseau, OF, 1st (ABCA)
- 1978 Mark Johnston, OF, 1st (AACBC)
- 1984 Pete Coachman, 3B, 2nd (BA, AACBC)
Lance Johnson, OF, 3rd (AACBC) 3rd (BA)
- 1986 Tim Becker, SS, 2nd (AACBC)
Mike Dull, 3B, 3rd (AACBC)
- 1988 Luis Gonzalez, 1B, (AACBC)
- 1989 Mike Mordecai, SS, 2nd (AACBC)
- 1990 Mike Zimmerman, P, 1st (CB) 2nd (BA, TSN)
- 1992 Andrew Kontorinis, 1B, 3rd (ABCA)
Jon Lieber, P, 3rd (ABCA, BA)
- 1995 Marlon Anderson, 2B, 1st (BA) 1st (SST) 2nd (CB)
- 1996 Jason Norton, P, 3rd (CB) HM (SST)
Mike Nakamura, P, 2nd (CB)
- 1998 Mike Fischer, P, 1st (BA, ABCA) 2nd (TSN, SST) 3rd (CB)
Juan Pierre, OF, 2nd (NBCWA) 3rd (SST, CB)
- 1999 Eben Wells, OF, HM (NCBWA)
- 2002 Ryan Mulhern, OF, 3rd (ABCA)
- 2003 Ryan Mulhern, OF, 3rd (ABCA)
- 2004 Adam Lind, OF, 3rd (ABCA)
P.J. Walters, P, 3rd (ABCA)
- 2006 David Freese, 3B, 1st (ABCA)
P.J. Walters, P, 2nd (CB) 3rd (BA)
- 2007 Jeff Cunningham, 1B, 3rd (CB)
- 2008 Ryne Jernigan, 2B, 3rd (ABCA)
- 2009 David Doss, C, 3rd (CB)
- 2013 Jordan Patterson, UT, HM (CBI)
- 2015 Kevin Hill, P, 2nd (CB) 3rd (NCBWA, ABCA)
- 2016 Kevin Hill, P, 1st (CB) 3rd (NCBWA)
- 2017 Travis Swaggerty, OF, 2nd (ABCA)
- Jared Barnes, C, 3rd (D1)
- 2019 Zach Greene, P, 2nd (NCBWA) 3rd (D1Baseball)
Ethan Wilson, OF, 3rd (CB) 3rd (ABCA)

GTE-CoSIDA Academic All-Americans

- 1986 Mike Dull, 3B
- 1996 Brey Curtis, OF
- 1997 Brey Curtis, OF

Freshman All-Americans


- 1986 Luis Gonzalez, 1B, 2nd (BA)
- 1987 Mike Mordecai, SS, 1st (BA)
- 1995 Mike Nakamura, P, 1st (CB)
- 1996 Seth Taylor, SS (HM)
- 1999 Tim Merritt, OF, 2nd (BA), HM (CB)
- 2001 Clark Girardeau, P, 1st (CB)
- 2003 Adam Lind, OF, 2nd (BA)
- 2004 P.J. Walters, P, 1st (CB)
- 2006 David Doss, DH, 1st (CB)
- 2011 Logan Kirkland, SS, 2nd (BA, NCBWA)
- 2016 Travis Swaggerty, OF (CB)
- 2019 Ethan Wilson, OF, 1st (BA) 1st (NCBWA), 1st (CB)
- 2021 **Jeremy Lee, P, 1st (CB)**

ABCA All-South/Central Region

- 1972 Stan Butkus, P (3rd)
Al Ryan, 2B (3rd)
- 1973 Mark Hoffman, P
Ernie Rosseau, OF
- 1974 Jim Hively, OF (3rd)
- 1975 Jerry Stamps, DH
- 1978 Steve Morrison, 1B
Mark Johnston, OF
Enas Reidy, P
Keith Mohler, OF (2nd)
Jerry Carpenter, 3B (2nd)
- 1983 Steve Oliverio, P, (2nd)
- 1984 Pete Coachman, 3B
Lance Johnson, OF
- 1986 Tim Becker, SS
Mike Dull, 3B



Glenn Borgmann
All-American
1971



Tim Becker
All-American
1986



Brey Curtis
Academic All-American
1996-97



Clark Girardeau
Freshman All-American
2001

- 1987 Mike Mordecai, SS
- 1988 Luis Gonzalez, 1B
- 1989 Mike Mordecai, SS
Scott Bray, P (2nd)
- 1990 Allen Battle, OF
Mike Zimmerman, P
- 1992 Andrew Kontorinis, 1B
Jon Lieber, P
Jay Simpson, OF
- 1993 Tyrone Dixon, OF
Pat Murphy, 2B (2nd)
- 1997 Joey Choron, 2B
Brey Curtis, OF (2nd)
Jason Norton, P (2nd)
Mike Fischer, P (2nd)
- 1998 Juan Pierre, OF
Mike Fischer, P
Tom Whitehurst, OF
Justin Carter, P
Daniel Head, P (2nd)
Eben Wells, OF (2nd)
- 2000 Tim Merritt, SS
Tony Piccotti, 1B (2nd)
- 2001 Clark Girardeau, P
Tim Merritt, SS
Ryan Mulhern, OF
Tony Neal, P (2nd)
Nick Gretz, 1B (2nd)
Scott Calahan, 2B (2nd)
- 2002 Ryan Mulhern, OF
Erik Smallwood, OF (2nd)
- 2003 Ryan Mulhern, OF
Clark Girardeau, P (2nd)
Brett Parker, SS (2nd)
Adam Lind, OF (2nd)
- 2006 David Freese, 3B
P.J. Walters, P
- 2007 Joel Collins, C (2nd)
Jeff Cunningham, 1B (2nd)
- 2008 Ryne Jernigan, 2B
- 2009 David Doss, C
- 2010 Lance Baxter, P (2nd)
Jake Overstreet, 3B (2nd)
- 2013 Kyle Bartsch, P (2nd)
Jordan Patterson, 1B (2nd)
- 2015 Kevin Hill, P
Cole Billingsley, OF (2nd)
Kevin Hill, P
Cole Billingsley, OF (2nd)
- 2017 Travis Swaggerty, OF
Jared Barnes, C (2nd)
- 2018 Carter Perkins, C
Travis Swaggerty, OF
- 2019 Zach Greene, P
Ethan Wilson, OF
- 2021 Miles Smith, P


NCAA Regional All-Tournament

- 1984 Pete Coachman, 3B
Van Graham, SS
Lance Johnson, OF
Brian Simmermacher, OF
- 1987 Robert Franklin, OF
Stuart Fuller, P
Mike Maksudian, OF
- 1990 Harold Dueitt, 2B
Robby Robertson, OF
Mike Zimmerman, P
- 1993 Tyrone Dixon, OF
Jeremy Hunt, OF
Scott Southard, SS
- 1997 Tom Salvagio, 2B
Joey Choron, 2B
Brey Curtis, OF
- 1998 Mike Fischer, P
- 1999 Nick Gretz, 1B
Eric Janecek, P
Eben Wells, OF
Kevin Sytko, 3B
- 2002 Kevin Sytko, 3B
- 2003 Cole Craig, OF
Ryan Mulhern, OF
Clark Girardeau, P
- 2005 Joel Collins, DH
- 2006 P.J. Walters, P
- 2013 Nick Zaharion, OF
- 2016 Travis Swaggerty, OF


- 2017 Randy Bell
Wells Davis
Dylan Hardy
- 2021 Kaleb DeLaTorre
Santi Montiel
Michael Sandle
Miles Smith
Ethan Wilson

All-South Independent

- 1974 Jim Hively, OF
Jerry Stamps, DH
Blaine Dollar, P (HM)
Tommy Mercer, P (HM)
Alex Pastore, 3B (HM)
- 1975 Jerry Stamps, DH
Mike O'Berry, C (2nd)
David Stapleton, 2B (2nd)
Joe Muich, P (2nd)
Bill Sturgeon, P (2nd)
- 1976 Leon Druckenmiller, 3B (2nd)
Tony Baryliski, OF (HM)
- 1977 Jerry Poston, 1B
Steve Morrison, 3B
Ben Martin, P (HM)
Mark Johnston, OF (HM)



Mark Johnston
All-American
1978



Lance Johnson
All-American
1984

ABBREVIATION KEY

TSN	<i>The Sporting News</i>
AACBC	American Association of Collegiate Baseball Coaches
ABCA	American Baseball Coaches Association
BA	<i>Baseball America</i>
CB	<i>Collegiate Baseball</i>
CBI	<i>College Baseball Insider</i>
D1	D1Baseball
SST	Smith Super Team
2nd	Second Team
3rd	Third Team
HM	Honorable Mention

Sun Belt Conference Coach of the Year

1983 Eddie Stanky
 1992 Steve Kittrell
 1996 Steve Kittrell
 1998 Steve Kittrell
 1999 Steve Kittrell
 2001 Steve Kittrell
 2003 Steve Kittrell
 2013 Mark Calvi
 2015 Mark Calvi
 2021 Mark Calvi

Sun Belt Conference Player of the Year

1990 Mike Zimmerman, RHP
 1992 Jon Lieber, RHP
 1995 Marlon Anderson, IF
 1998 Juan Pierre, OF
 2006 David Freese, 3B
 2013 Jordan Patterson, UT
 2019 Ethan Wilson, OF

Sun Belt Conference Pitcher of the Year

2006 P.J. Walters, P (co-winner)
 2015 Kevin Hill, P
 2016 Kevin Hill, P


Sun Belt Conference

Newcomer/Freshman of the Year


1986 Tim Becker, IF, Fr.
 1998 Justin Carter, LHP
 1999 Tim Merritt, OF, Fr.
 2001 Clark Girardeau, RHP, Fr.
 2004 P.J. Walters, RHP, Fr.
 2006 David Doss, 3B, Fr.
 2019 Ethan Wilson, OF, Fr.

All-Sun Belt Conference

1978 Keith Mohler, OF
 Steve Morrison, 3B
 1979 Keith Mohler, OF
 1980 John Uvodich, SS
 Ben Martin, P
 1981 Feb Bolling, 2B
 Tom Brady, 1B
 Geoff Doggett, OF
 Ron Pelletier, OF
 Greg Wormsby, DH
 1982 Ralph Codinach, 3B
 Dennis Johnston, OF
 Geoff Doggett, OF
 Steve Oliverio, P
 John Duffy, P
 1983 Jim Filotei, 1B
 Ralph Codinach, 3B
 Dennis Johnston, OF
 Steve Oliverio, P
 1984 Van Graham, SS
 Pete Coachman, 3B
 Lance Johnson, OF
 Mike Sassone, P
 1986 Tim Becker, SS
 Mike Dull, 3B
 Wes Ward, OF (2nd)
 Jerry Rub, P (2nd)
 1987 Mike Maksudian, OF
 Brian Neveau, DH (2nd)
 Dewayne Jones, 2B (2nd)
 Mike Mordecai, SS (2nd)
 1988 Luis Gonzalez, 1B
 Dewayne Jones, 2B
 Mike Mordecai, SS (2nd)
 Logan Collins, OF (2nd)
 Rafael Perez, P (2nd)
 Brian Neveau, DH (2nd)
 1989 Mike Mordecai, SS
 Scott Bray, P
 Jay Gainer, 1B (2nd)
 Kent Williams, OF (2nd)
 Mike Zimmerman, P (2nd)
 1990 Mike Zimmerman, P
 Allen Battle, OF (2nd)
 Harold Dueitt, 2B (2nd)
 Robby Robertson, OF (2nd)
 1991 Allen Battle, OF
 Scott Bosarge, C (2nd)
 Tyrone Dixon, OF (2nd)
 Andrew Kontorinis, 1B (2nd)
 Jon Lieber, P (2nd)
 Scott Southard, SS (2nd)



Marlon Anderson
 Sun Belt Conference Player of the Year
 1995



Juan Pierre
 Sun Belt Conference
 Player of the Year
 1998



David Freese
 Sun Belt Conference
 Player of the Year
 2006




Jordan Patterson
 Sun Belt Conference
 Player of the Year
 2013

1992 Andrew Kontorinis, 1B
 Jon Lieber, P
 Scot Sealy, C (2nd)
 Scott Southard, SS (2nd)
 1993 Tyrone Dixon, OF
 Pat Murphy, 2B
 Scott Southard, SS (2nd)
 1994 Marlon Anderson, 2B
 Mark Dobnikar, 1B (2nd)
 Allen Halley, P (2nd)
 1995 Marlon Anderson, 2B
 Shane Britt, OF
 I.B. Stacy, DH
 Allen Halley, P (2nd)
 Mike Nakamura, P (2nd)
 David Francia, OF (2nd)
 Jason Norton, P
 1996 Mike Nakamura, P
 Hugh Lopes, 2B
 Shane Britt, OF
 Pete Della Ratta, P (2nd)
 Tyler Boulo, C (2nd)
 Seth Taylor, SS (2nd)
 David Francia, OF (2nd)
 1997 Brey Curtis, OF
 Mike Fischer, P (2nd)
 Joey Choron, 2B (2nd)
 Seth Taylor, DH (2nd)
 1998 Mike Fischer, P
 Justin Carter, P
 Jason Norton, P
 Tom Whitehurst, OF
 Juan Pierre, OF
 Ben Keats, C
 Daniel Head, P
 Eben Wells, OF
 Layne Meyer, P (2nd)
 Nick Gretz, 1B (2nd)
 Scott Calahan, 2B (2nd)
 Tim Merritt, OF (2nd)
 Brian Groom, DH (2nd)
 2001 Joe Long, P
 2002 Nick Gretz, 1B
 Ryan Mulhern, OF
 Jansen Rayborn, 1B (2nd)
 Josh Touchstone, 2B (2nd)
 Brett Parker, SS (2nd)
 Erik Smallwood, OF (2nd)
 Jason Gross, DH (2nd)
 2003 Ryan Mulhern, OF
 Brett Parker, SS
 Clark Girardeau, P (2nd)
 Kevin Sytko, 3B (2nd)
 2004 Adam Lind, OF
 P.J. Walters, P (2nd)
 Adam Wood, P
 2005 P.J. Walters, P
 2006 Chase Christianson, RP
 David Freese, 3B
 Jeff Cunningham, 1B
 Tyler Jones, OF
 Patrick Weaver, OF (2nd)
 David Doss, DH (2nd)
 Jeff Cunningham, 1B
 David Doss, 3B (2nd)
 Joel Collins, C (2nd)
 2007 Ray Kruml, OF (2nd)
 2008 David Doss, C
 Adam Heisler, OF (2nd)
 Brent Tanner, C (2nd)
 2011 Brad Hook, UT (2nd)
 2012 Whitt Dorsey, DH
 Jarron Cito, P (2nd)
 Jordan Patterson, OF (2nd)
 2013 Kyle Bartsch, P (2nd)
 Matt Bell, P (2nd)
 Robby Campbell, 2B
 Dustin Dalken, DH
 Whitt Dorsey, C (2nd)
 Nolan Earley, OF (2nd)
 Jordan Patterson, UT
 2014 Cole Gleason, OF (2nd)
 2015 Cole Billingsley, OF
 Kevin Hill, P
 Ben Taylor, P
 2016 Cole Billingsley, OF
 Kevin Hill, P
 Drew LaBounty, SS
 Jared Barnes, C
 2017

Drew LaBounty, SS
 Travis Swaggerty, OF
 Wells Davis, 1B (2nd)
 Dylan Hardy, OF (2nd)
 2018 Dylan Hardy, OF
 Travis Swaggerty, OF
 Tyler Carr, P (2nd)
 Brendan Donovan, 3B (2nd)
 Carter Perkins, C (2nd)
 2019 Zach Greene, P
 Ethan Wilson, OF
 2021 Ethan Wilson, OF (1st)
 JoJo Booker, P (2nd)
Jeremy Lee, P (2nd)
 2022 Matt Boswell (2nd)
Erick Orbeta (2nd)
 Miles Simington (1st)

ABCA Rawlings Gold Glove Award
 2010 Zach Grichor, 2B, Sr.
 2015 Cole Billingsley, OF, R-So.
 2016 Cole Billingsley, OF, R-Jr.


SBC Tournament MVP
 1980 Pete Otero, C, Sr.
 1983 Dennis Johnston, OF, Sr.
 1984 Pete Coachman, 3B, Jr.
 1987 Mike Maksudian, IF, Jr.
 1996 Seth Taylor, SS, Fr.
 1997 Joey Choron, 2B, Jr.
 2000 Tim Merritt, SS, So.
 2001 Ryan Mulhern, OF, So.
 2005 Josh Morgan, OF, Jr.
 2017 Brendan Donovan, OF, So.
 2021 Miles Smith, P, Jr.



Tyrone Dixon
 All-Sun Belt Conference
 1991 & 1993



Zach Grichor
 ABCA/Rawlings Gold Glove Award
 2010



Eddie Stanky

(1969-79, 1981-83)

490-195-2

- 1983 SBC Coach of the Year
- Led South Alabama to five NCAA Regional appearances and two Sun Belt Conference championships.
- Produced three First-Team All-Americans and two first-round draft picks in the MLB Draft.
- Led USA to a school-record 52 wins in 1975.
- Helped the Jaguars reach No. 1 in the national polls twice.
- Second-winningest coach in Jaguar history.
- Inducted into the USA Athletic Hall of Fame in 1989.

Eddie Stanky took over a South Alabama baseball program in 1969 that was still in an infancy stage after former head coach and athletic directory Mel Lucas started the program in 1965. Stanky, a four-time Major League Baseball All-Star, participated in three MLB World Series with the Dodgers, Braves and Giants, and was named the Major League Manager of the Year by *The Sporting News* in 1952 as skipper of the St. Louis Cardinals.

Stanky made an immediate impact at South Alabama, first by leading the program to its highest win-total (19) in a single season. In his fourth year at the helm, Stanky led the Jaguars to their first-ever NCAA Regional appearance where USA won three games at the District 3 Regional at Gastonia, N.C. He led the Jags to a second consecutive appearance in 1973, and added two additional NCAA Regional banners later in the decade in '75 and '77. The 1975 team set a still-standing school record with 52 wins. Stanky led the program to a No. 1 national ranking twice (1972, '75) during his 14-year career.

He is immortalized just outside the front gates of the Jaguars' home stadium - Stanky Field - with a life-size bronze statue, along with some of his personal memorabilia encased in a display in the stadium club at Stanky Field.



Stanky was elected to the Alabama Sports Hall of Fame and named the Mobile Citizen of the Year in 1977. He was inducted into the USA Athletic Hall of Fame in 1989, and later had his number 12 retired by the school.

12

Luis Gonzalez

(1986-88)

- 1986 Freshman All-American
- 1988 First-Team All-American
- Became the first Jaguar to have his number (5) retired.
- Became the first Arizona Diamondback to have his number (20) retired.
- Holds single-season Jaguar records for RBIs (80) and games played (70).
- Ranks second in career RBIs (183) at South Alabama.
- Inducted into USA Athletic Hall of Fame in 1999.



Luis Gonzalez holds the distinction as the first and only Jaguar player to have his number retired by the program. The Tampa, Fla., native played in all but one game during his three-year Jaguar career. He made an immediate impact at South Alabama, earning Freshman All-American honors in 1986. He was named a First-Team All-American in 1988 after posting a still-standing Jaguar record of 80 RBI.

Gonzalez was drafted in the fourth round of the 1988 Major League Baseball First-Year Player Draft by the Houston Astros where he played from 1990-94 before being traded to the Chicago Cubs in June 1995. After a season-and-a-half with the Cubs, Gonzalez signed as a free agent with the Detroit Tigers for the 1998 season, but was traded a year later to the Arizona Diamondbacks for Karim Garcia.

The sweet-swinging left-hander would go on to establish himself as arguably the greatest player in Diamondbacks' history, and is the franchise's all-time leader in nearly every offensive category. In eight seasons in Arizona, Gonzalez hit .298 with 310 doubles, 27 triples, 224 home runs and 774 RBI, and was a five-time National League All-Star. He finished third in the NL MVP ballot in 2001 — the same season he delivered a walk-off single against the New York Yankees in Game 7 of the 2001 World Series off of MLB's career saves leader Mariano Rivera.

The Diamondbacks honored Gonzalez on Aug. 7, 2010, by retiring his number in a pre-game ceremony at Chase Field. He signed as a free agent with the Los Angeles Dodgers in 2006, and retired in 2007 as a member of the Florida Marlins.

South Alabama honored Gonzalez by inducting him into the USA Athletic Hall of Fame in 1999, and retired his number in 2001 following his World Series heroics.

Steve Kittrell

Student-Athlete (1968-71)
Head Coach (1984-2011)



- Inducted into USA Athletic Hall of Fame in 1993.
- Inducted into the Alabama Baseball Coaches Association Hall of Fame in 2007.
- Inducted into the Mobile Sports Hall of Fame in 2004.
- Inducted into the American Baseball Coaches Association Hall of Fame in 2019.
- All-time winningest coach at USA.
- Six-time Sun Belt Conference Coach of the Year.
- Two-time ABCA Region Coach of the Year.
- Eighteen NCAA Tournament appearances.
- Fourteen SBC regular season and division titles.
- Eight SBC Tournament championships.
- Fourteen seasons of 40 or more wins.
- Seventeen former student-athletes who played MLB.
- Coached five Sun Belt Players of the Year and one Sun Belt Pitcher of the Year.
- Coached 22 student-athletes who earned All-America honors and two Academic All-Americans.
- Holds the career record for batting average (.368) among four-year lettermen at USA.

3

Former Jaguar head coach Steve Kittrell's No. 3 was retired on May 7, 2016, at Stanky Field. Kittrell, the program's all-time winningest coach, finished his career with over 1,050 wins at South Alabama. The Mobile, Ala., native led his alma mater to 18 NCAA Tournament appearances, 14 Sun Belt Conference regular season and division titles, and eight league tournament championships. South Alabama teams finished with a winning record 25 times during his tenure, and won 40 or more games on 14 occasions while advancing to within one game of a College World Series appearance in six seasons.

Fourteen USA teams under Kittrell's command ended the year ranked in the top 30 of either the *Baseball America* or *Collegiate Baseball* final polls. He ranks in the top 50 all-time on the NCAA's victory list at all levels and is among the top 40 in Division I.

Kittrell was twice named region coach of the year by the American Baseball Coaches Association, earning the same honor from the Sun Belt Conference six times in addition to being voted the all-time head coach on the league's 30th anniversary team in 2006.

During his tenure, Kittrell had 22 student-athletes earn All-America honors, 41 all-region selections as well 79 individuals who would receive all-conference accolades; that group included five Sun Belt Players of the Year as well as the conference's Pitcher of the Year in 2006. He also coached a pair of Academic All-Americans.

More than 100 Jaguars played in the professional ranks following the conclusion of their careers under Kittrell, including 17 who would go on to reach the Major Leagues. Former Jags who played under Kittrell and achieved success in the majors include Gonzalez — who provided the game-winning hit for the Arizona Diamondbacks in game seven of the 2001 World Series — and 2011 World Series and National League Championship Series Most Valuable Player David Freese as well as All-Stars Lance Johnson and Jon Lieber. In addition, Juan Pierre finished 10th in voting for the National League's MVP in 2004 while Adam Lind was 15th in the vote for the '09 American League MVP, with Marlon Anderson, Mike Mordecai and Turner Ward all playing the majors for 10 or more years.

Kittrell — a 1971 South Alabama graduate with a degree in health, physical education and recreation — still holds the program record for four-year players with a career .368 batting average. He was inducted into the school's Athletic Hall of Fame in 1993.

JAGUARS IN PROFESSIONAL BASEBALL

<u>Signed</u>	<u>Organization</u>		<u>Signed</u>	<u>Organization</u>		<u>Signed</u>	<u>Organization</u>	
1969	Henry Daugherty	St. Louis Cardinals	1988	Mark Ettles	Houston Astros	2003	Clark Girardeau	San Diego Padres
1971	Glenn Borgmann	Minnesota Twins		Luis Gonzalez	Houston Astros		Tony Neal	Baltimore Orioles
	Jerry Devens	Milwaukee Brewers	1989	Dewayne Jones	Oakland Athletics		Ryan Mulhern	Cleveland Indians
	Steve Kittrell	Boston Red Sox		Tom Duffin	Seattle Mariners	2004	Brett Parker	Cleveland Indians
	Al Snypes	Boston Red Sox		Mike Mordecai	Atlanta Braves		Adam Lind	Toronto Blue Jays
1972	Larry Aubel	St. Louis Cardinals		Rafael Perez	Pittsburgh Pirates	2005	Tim Land	Toronto Blue Jays
	Stan Butkus	St. Louis Cardinals	1990	Kent Williams	California Angels		Josh Morgan	Chicago White Sox
	Al Ryan	Atlanta Braves		Phil Angelos	Milwaukee Brewers		Justin Rayborn	Chicago Cubs
1973	Willie Collins	Los Angeles Dodgers		Bob Filotei	Cincinnati Reds	2006	Jeramy Simmons	New York Mets
	Gary Conley	St. Louis Cardinals		Jay Gainer	San Diego Padres		Chase Christianson	Arizona Diamondbacks
	Steve Gaskin	St. Louis Cardinals		Shane Hale	Baltimore Orioles		P.J. Walters	St. Louis Cardinals
	Ernie Rosseau	St. Louis Cardinals		Keith Murray	Texas Rangers		Zach Piccola	Detroit Tigers
	Dennis Whitehead	Montreal Expos	1991	Mike Zimmerman	Pittsburgh Pirates		David Freese	San Diego Padres
	Alex Pastore	St. Louis Cardinals		Allen Battle	St. Louis Cardinals		Guillermo Martinez	Florida Marlins
1974	Blaine Dollar	Cincinnati Reds		Rob Bergeron	Salt Lake City Trappers	2007	Tyler Jones	Arizona Diamondbacks
1975	Jerry Stamps	Boston Red Sox	1992	Scott Bosarge	Seattle Mariners		Joey Doan	Chicago White Sox
	David Stapleton	Boston Red Sox		Steve Falteisek	Montreal Expos		Jeff Collins	Toronto Blue Jays
	Pat Putnam	Kansas City Royals		Kraig Hawkins	New York Yankees		Joel Cunningham	Colorado Rockies
	Mark Tapia	Pittsburgh Pirates		Andrew Kontorinis	Minnesota Twins	2008	Ray Kruml	New York Yankees
	Mike O'Berry	California Angels		Jon Lieber	Kansas City Royals		Eric Gonzalez	San Diego Padres
	Ricky Patterson	New York Mets		Scot Sealy	Texas Rangers		Kevin Nabors	L.A. Angels of Anaheim
	Bruce Poole	Boston Red Sox	1993	Jay Simpson	California Angels		Ryne Jernigan	Oakland Athletics
1976	Mark Howard	Pittsburgh Pirates		Tyrone Dixon	Detroit Tigers	2009	David Doss	Philadelphia Phillies
	Bill Sturgeon	Chicago White Sox		Pat Murphy	Boston Red Sox		Matt Jackson	San Diego Padres
1977	Rick Williams	Montreal Expos		Scott Southard	Florida Marlins		Greg Johnson	Chicago White Sox
	Jerry Poston	St. Louis Cardinals	1994	Jamie Jaye	Los Angeles Dodgers		Brandon Sage	New York Mets
	Ledall Lowe	Atlanta Braves		Lance Ward	Mobile BaySharks	2010	Lance Baxter	Detroit Tigers
1978	Mark Johnston	New York Yankees	1995	Marlon Anderson	Philadelphia Phillies		D.D. Hanks	Baltimore Orioles
	Steve Morrison	Montreal Expos		Marty Barnett	Philadelphia Phillies		Brandon Brown	New York Mets
	Marvin Saunders	Detroit Tigers		Allen Halley	Chicago White Sox	2011	Brent Tanner	Chicago White Sox
	James Loftin	Baltimore Orioles	1996	Pete Della Ratta	Oakland Athletics		Adam Heisler	Chicago White Sox
1979	Eddie Lee	Boston Red Sox		Tyler Boulo	San Diego Padres	2013	Jordan Patterson	Colorado Rockies
	Keith Mohler	Los Angeles Dodgers		David Francia	Philadelphia Phillies		Kyle Bartsch	Kansas City Royals
	Scott Beals	Cincinnati Reds	1997	Kenny Rayborn	Boston Red Sox		Dylan Stamey	Colorado Rockies
1980	Larry Freeburg	Cincinnati Reds		Mike Nakamura	Minnesota Twins		Nolan Earley	Chicago White Sox
	Wayne Larker	California Angels	1998	Mike Fischer	Los Angeles Dodgers	2014	Jeff DeBlieux	Traverse City Beach Bums
1981	Tom Brady	Minnesota Twins		Justin Carter	Colorado Rockies		Locke St. John	Detroit Tigers
1982	Dave Czosek	Kansas City Royals		Juan Pierre	Colorado Rockies	2015	Ben Taylor	Boston Red Sox
	Geoff Doggett	Chicago Cubs		Jason Norton	Boston Red Sox	2016	Cole Billingsley	Baltimore Orioles
	Gary Miller Jones	Boston Red Sox		Tom Whitehurst	Colorado Rockies		Kevin Hill	Houston Astros
1983	Steve Oliverio	Cincinnati Reds		Stephen Sparks	Pittsburgh Pirates	2017	Jared Barnes	Miami Marlins
	John Duffy	Detroit Tigers	1999	Seth Taylor	New York Yankees		Randy Bell	Seattle Mariners
	Ralph Codinach	Minnesota Twins	2000	Daniel Head	Seattle Mariners		Matt Peacock	Arizona Diamondbacks
1984	Lance Johnson	St. Louis Cardinals		Dwayne Pugh	Toronto Blue Jays	2018	Travis Swaggerty	Pittsburgh Pirates
	Pete Coachman	California Angels	2001	Casey Almond	Colorado Rockies		Brendan Donovan	St. Louis Cardinals
	Marc Estes	Los Angeles Dodgers		Scott Calahan	Chicago White Sox		Zach Greene	Miami Marlins
	Skip Blythe	Detroit Tigers		Tim Davis	Philadelphia Phillies		Dylan Hardy	Boston Red Sox
1985	Mark Marino	California Angels		Nick Gretz	Minnesota Twins		Tyler Carr	Philadelphia Phillies
	Warren Hughes	St. Louis Cardinals		Warren Hanna	Chicago Cubs		Drew LaBounty	Toronto Blue Jays
	Mike Sassone	Houston Astros		Eric Janecek	Kalamazoo Kings	2019	Zach Greene	New York Yankees
1986	Tim Becker	New York Yankees		Cameron Likely	Houston Astros	2020	Drake Nightengale	New York Mets
	Turner Ward	New York Yankees		Layne Meyer	Gateway Grizzlies	2021	Ethan Wilson	Philadelphia Phillies
	Jerry Rub	New York Yankees		Tim Merritt	Seattle Mariners		Michael Sandle	Houston Astros
	Mike Dull	Montreal Expos			<u>Organization</u>		Tyler Samaniego	Pittsburgh Pirates
<u>Signed</u>	<u>Organization</u>		2002	Shane Scoville	Chicago White Sox	2022	Matt Boswell	San Diego Padres
1987	Mike Maksudian	Chicago White Sox		Erik Smallwood	Baltimore Orioles			
	Kevin Farmer	San Diego Padres		Sam Smith	Arizona Diamondbacks			
				Mel Spivey	Baltimore Orioles			
				Eric Thomas	Milwaukee Brewers			

Bold indicates reached major leagues, though not necessarily with drafting team.

ALL-TIME LETTERWINNERS

A

Aberouette, Felix (31), San Bruno, Calif., 2018-19
Abrego, Felipe, Houston, Texas, 1982-83
Adair, Alex (43), Weatherford, Texas, 2017
Adair, Derek (30), Columbus, Neb., 1996
Adams, Bryan (39), Semmes, Ala., 2004
Adams, Jeff (10), Huntsville, Ala., 1993-94
Adams, John David (26), Dothan, Ala. 2003
Adams, Robert (49), Mobile, Ala., 1976
Adkins, Bob (35), Union, Miss., 1978-79
Albares, Don (36), New Orleans, La., 1976
Albrecht, Wayne (56), Barrington, Ill., 1982
Alford, Todd (34), Tallahassee, Fla., 1989
Allen, Brian (47), Mobile, Ala. 1987
Almond, Casey (24), Hurley, Miss., 2000-01
Altamirano, Diego (28), Bothwell, Wash., 2022-present
Alter, Joe (26), Medford, N.J., 1983-84
Anderson, Marlon (8), Prattville, Ala., 1993-95
Andry, Reginald (9), Creola, Ala., 1978
Angelos, Phil (35), Waukegan, Ill., 1987-90
Angst, Jeffery (36), Upper Marlboro, Md., 2003-05
Arcure, John (3), Farmington, W.V., 1972
Arguelles, Andy (19), Miami, Fla., 2017-21
Armstrong, Brent (25), Janesville, Wis., 1991
Atchison, Bill (31), Ft. Mitchell, Ala., 1995
Atamian, Thomas (43), Barrington, Ill., 1972-75
Aubel, Larry (19), Short Hill, N.J., 1971-72
Auerbach, Brandon (14), Parkland, Fla., 2019-22
Aviles, Willie (5), Kissimmee, Fla., 1989-90

B

Baggett, Collier (46), Whigham, Ga., 2020
Baggett, John (30), Mobile, Ala., 1984
Bailey, Jarrett (41), Prattville, Ala., 2009-12
Bailey, Noah (16), Niceville, Fla., 2021
Bailey, Rick, 1965
Baker, Bill (5), Webster Groves, Mo., 1976-77
Baker, Corey (48), Peotone, Ill., 1975-76
Baker, Phil (25), Jackson, Ala., 1972
Baker, Stephen (38), Mobile, Ala., 1987-89
Balgaard, Caleb (10), Fenton, Mich., 2021
Ballard, Charlie (50), Saugus, Calif., 1973
Ballew, Adam (17), Oxford, Ala., 2014-15
Barnes, Anthony (33), Delplaine, Va., 1996
Barnes, Jared (28), Tallahassee, Fla., 2015-17
Barnett, Marty (26), Harlan, Iowa, 1995
Barr, John (36), Waynesboro, Pa., 2016
Barry-Smith, Justin (23), The Woodlands, Texas, 2022
Barton, Stuart (46), Alpharetta, Ga., 2009
Barton, Tony (45), Mobile, Ala., 1975-77
Bartsch, Kyle (8), Hurst, Texas, 2012-13
Baryliski, Tony (39), St. Louis, Mo., 1975-76
Bassett, John (48), Park Forest, Ill., 1979-80
Basta, E.J. (8), Ballwin, Mo., 2005
Bates, Andrew (8), Pace, Fla., 2018-21
Battle, Allen (1), Mount Olive, N.C., 1989-91
Baun, Scott (50), Marion Center, Pa., 1977
Baxley, Sid (4), Macon, Ga., 1979-80
Baxter, Lance (13), Robertsdale, Ala., 2007-10
Bayoff, Steve (1), West Bloomfield, Mich., 1978-79
Bazzell, Mike (34), 1971
Beals, Scott (30), Jamestown, N.Y., 1977-79
Becker, Tim (18), Lititz, Pa., 1986
Beers, David (33), Derby, N.J., 1995
Belcher, Jay (46), Meridian, Miss., 1978
Beldon, Joe (33), Danville, Ky., 1978
Bell, Matt (24), Covington, Wash., 2013-14
Bell, Randy (39), Woodville, Miss., 2016-17
Bembnowski, Austin (47), Palm Harbor, Fla., 2015-16
Berger, Chip (19), Lakeport, Calif., 1987
Bergeron, Rob (11), St. Amant, La., 1990-91
Berra, Chris (11), St. Louis, Mo., 1977-78
Billingsley, Cole (9), Cropwell, Ala., 2013-16
Blankenship, Collin (40), Orange Beach, Ala., 2011-12
Blackwell, Chuck (32), Laurel, Miss., 1984
Bledsoe, Jim (23), Valley, Ala., 1993-94
Blythe, Skip (32), Memphis, Tenn., 1979-83
Bohanan, Ryan (25), Goddard, Kan., 2008-09
Bolger, Matt (19), Madison, Ala., 2014-17
Bolling, Feb (5), Mobile, Ala., 1978-81
Bolton, Gabe (19), Mobile, Ala., 1996-98
Booker, JoJo (11), Brewton, Ala., 2018-22
Booker, Keith (33), Mobile, Ala., 1975
Borgmann, Glenn (25), Butler, N.J., 1970-71
Borin, Danny (35), Del Mar, Calif., 1979-80
Bosarge, Scott (24), Moss Point, Miss., 1990-91

Boswell, Matt (44), Destin, Fla., 2020-22
Boulo, Tyler (7), Mobile, Ala., 1993-96
Bowman, James (6), Grand Bay, Ala., 1978-79
Boyd, Jackson (30), Melbourne, Australia, 2021-present
Boyd, Stephen (34), Murrieta, Calif., 2007
Boyett, Robbie (30), Huntsville, Ala., 1978
Boyle, Brandon (43), Olympia, Wash., 2013
Brackett, Fred (58), Mobile, Ala., 1971-72
Bradley, Jon (42), Memphis, Tenn., 1986-87
Bradshaw, Mike, 1965
Brady, Tom (13), Bardonia, N.Y., 1980-81
Bragan, Pete (60), Birmingham, Ala., 1971-72
Brakeville, Greg (33), Jerseyville, Ill., 1974
Bray, Scott (33), Ocean Springs, Miss., 1988-89
Breazeale, Rob (17), Birmingham, Ala. 1997-98
Britt, Shane (18), Lexington, Tenn., 1995-96
Brittain, Hunter (18), Brewton, Ala., 2018
Brougham, Collin (35), Kansas City, Mo., 2021-present
Brown, Brandon (14), Cantonment, Fla., 2009-10
Brown, Chris (34), Mobile, Ala., 2010
Brown, Freddie, 1965
Brown, Herman (26), San Nicholas, Aruba, 1985
Brown, Joe (30), Wilmer, Ala., 1981
Brown, Lance (40), Mount Ayr, Iowa, 2010
Brummett, Mike (32), Abbeville, Ala., 1972
Bryan, Corey (14), Semmes, Ala., 2011
Bryan, Ralph (7), 1969
Bryant, Steve (39), Goode, Va., 1990-91
Buhrkuhl, Dillon (36), Flint, Texas, 2012-14
Burr, Dave (55), Yardley, Pa., 1983
Burgess, Mike (20), Theodore, Ala., 1976
Burkel, Joe (50), Mobile, Ala., 1975
Burns, Russell (33), 1971
Burt, Keith (1), 1971
Buss, John (25), Lockport, Ill., 1987-88
Butler, Stephan (41), Alexander City, Ala., 1992-93
Butkus, Stan (48), North Miami, Fla., 1972
Byrd, Phillip (32), Hurley, Miss., 2009-12
Byrne, Tommy (59), Mobile, Ala., 1973

C

Caffey, Ben (17) Kirkwood, Mo., 2000
Calahan, Scott (21), Crossville, Tenn., 1998-01
Calderone, Bruce (20), Chicago Heights, Ill., 1972-75
Cameron, Steve, Dothan, Ala., 1968
Campbell, Robby (6), Niceville, Fla., 2012-13
Cantwell, Matt (26), Crestview, Fla., 1981
Carden, Michael (34), Cottontdale, Ala., 2011
Carleton, Cameron (38), Dadeville, Ala., 2014
Carlson, Danny (28), Daphne, Ala., 1992-93
Carpenter, Danny (56), Mobile, Ala., 1976-79
Carpenter, Jerry (4), Mobile, Ala., 1976-79
Carr, Tyler (23), Lake Placid, Fla., 2017-18
Cart, Michael (19), King City, Ontario, 2007
Carter, Daniel (15), Pace, Fla., 2004
Carter, Justin (28), Birmingham, Ala., 1998
Carter, Seth (40), Ocean Springs, Miss., 2022-present
Caruso, Phil (8), Riverview, Mich., 1979-80
Carzoli, Chris (36), Ocean Springs, Miss., 1980
Casey, Bill, Mobile, Ala., 1965
Casey, Matt (26), Mobile, Ala., 1996
Cash, Andrew (31), Flomaton, Ala., 2017-18
Cash, Wes (11), Centreville, Ala., 1998-99
Cecil, Tripp (46), Murphy, Texas, 2013
Chambless, Ronnie (10), Satsuma, Ala., 1967-70
Chavers, Charles (43), Atmore, Ala., 1976
Cheatwood, Joel (43), Chelsea, Ala., 2019
Chermel, Mark (53), Wildwood, Ill., 1974-75
Choat, Buddy (38), Birmingham, Ala., 1972-75
Choron, Joey (15), Panama City, Fla. 1997-98
Christianson, Chase (34), Mobile, Ala., 2004-06
Christenson, Todd (43), Huntington, N.Y., 1996-97
Ciaburri, Rob (3), Pittsburgh, Pa., 1975
Cito, Jarron (33), Johnstown, Colo., 2012-13
Clark, John (45), Oshkosh, Wis., 1983-84
Clarke, Hunter (35), Mobile, Ala., 2007-08
Clifton, Derek (19), Vestavia Hills, Ala., 1977
Coachman, Pete (10), Cottonwood, Ala., 1984
Cochran, Cameron (27), Baton Rouge, La., 2015
Codinach, Ralph (9), Miami, Fla., 1982-83
Cofield, Drew (20), Ranburne, Ala., 2012-13
Cole, John, 1965
Collier, David (24), Ozark, Ala., 1993-94
Collier, Rick, 1970
Collins, Bob (45), Bridgewater, N.J., 1993-94

Collins, Joel (33), Richmond Hill, Ont., 2005-07
Collins, Logan (18), River Forest, Ill., 1988-89
Collins, Willie (49), Richmond, Va., 1973
Collura, Bud (23), Vancouver, Wash., 2013-15
Compitello, Dave (42), Bethpage, N.Y., 2005
Cone, Eddie (21), 1969-70
Conley, Gary (42), Fort Myers, Fla., 1972-73
Connell, Brian, Mobile, Ala., 1995-96
Converse, Bryan (35), Cincinnati, Ohio, 1983-84
Conway, Matt (36), Lafayette, Ala., 1998-99
Conway, Will (28), Lafayette, Ala., 1999-2000
Cooke, Peter (39), Chipping Norton, Australia, 1997-2000
Cooper, Todd (16), Selma, Ala., 1991-93
Copenhaver, Eli (46), Birmingham, Ala., 2022
Corr, John (45), Abington, Mass., 1983, 1985
Cote, Scott (14), Forest Park, Ill., 1986-87
Coughlin, Mike (57), Chicago, Ill., 1982
Courtney, Kevin (17), Elwood, Ind., 1975
Cox, Larry, 1965
Craig, Cole (30), Mill Creek, Wash. 2002-03
Crain, Jason (27), Mobile, Ala., 1997
Cranford, Norman (29), Laurel, Miss., 1978
Crenshaw, Dustin (44), Pinole, Calif., 2010-11
Cribb, Jeff (28), Waukegan, Ill., 1983-84
Crivelone, Dan (9), Chicago, Ill., 1984-86
Crosby, Caleb (42), Jackson, Ala., 2001-03
Crowder, Forrest (18), Chickasaw, Ala., 1971-74
Crum, Joe (45), Mobile, Ala., 1992
Cryar, Jason (2), Altamonte Springs, Fla., 2015-16
Culberson, Bragan (54), Birmingham, Ala., 1994
Cullen, Mike (3), West Bloomfield, Mich., 1977-78
Cullifer, Justin (41), Dothan, Ala., 2014
Cummings, Cameron (18), Thorsby, Ala., 2014-17
Cunningham, Jeff (22), Vincennes, Ind., 2005-07
Curtis, Brey (6), Mobile, Ala., 1994-97
Czosek, Dave (48), Libertyville, Ill., 1981-82

D

Dahlmann, Ray (39), Ft. Walton Beach, Fla., 1979-80
Dailey, Dakota (9), Holly Springs, Miss., 2019-20
Dalken, Dustin (29), Gainesville, Ga., 2012-13
Dalton, Jase (18), Byram, Miss., 2019-21
Danaher, Bob (42), Patterson, N.J., 1970-71
Daniels, Jody (25), Mobile, Ala., 1979-80
Darnell, Connie (46), 1971
Daugherty, Henry (5), 1969
Daugherty, Jim (42), Mobile, Ala., 1974-75
Dauenheimer, Scott (46), Ramsey, N.J., 1983
David, Tony (4), Ocean Springs, Miss., 1994-95
Davis, Alden (29), Pascagoula, Miss., 2020-21
Davis, Brandon (43), Lucedale, Miss., 2001
Davis, Chris (40), Spanish Fort, Ala., 2006-09
Davis, Drew (38), Pensacola, Fla., 1994
Davis, John (43), Samia, Ontario, Canada, 1975-77
Davis, Mike (35), Mobile, Ala., 1975
Davis, O.J. (5), Mobile, Ala., 1993-94
Davis, Tim (19), Lucedale, Miss., 2000-01
Davis, Wells (38), Columbus, Miss., 2016-19
Daw, Ben (9) Mobile, Ala., 2006-2007
Deason, Terrell (11), Pace, Fla. 1997
DeArmon, Ben (14), Pensacola, Fla., 1988-89
DeBlieux, Jeff, (36), Houma, La., 2011, 2013
Dees, Kyle (43), Chatom, Ala., 2010-11
DeGallier, Garrett (8), Seattle, Wash., 2014-15
DeLaTorre, Kaleb (16), Fort Scott, Kan., 2019-21
Della Ratta, Pete (14), Gulf Breeze, Fla., 1993-96
Deloney, David (50), Liberty, Texas, 1993-94
Dennis, Jaime (18), Huntsville, Ala., 2012-13
Denny, Andy (9), Seymour, Ind., 1969
Dery, Billy (18), Manalapan, N.J., 1980-81
DeSantis, Nick (10), Woodstock, Ga., 2017-19
Devins, Jerry (2), 1971
DeVisser, John (16), Oakdale, Cal., 2005-06
Diaz, David (2), Englewood, Fla., 1993-94
Diaz, Dominic (37), Enterprise, Ala., 2010-11
DiPerna, Dino (34), St. Paul, Minn., 1977
Divellia, Dan, 1970
Dixon, Tyrone (9), Grand Bay, Ala., 1990-93
Doan, Joey (18), Mobile, Ala., 2004-2007
Dobnikar, Mark (33), Birmingham, Ala., 1993-94
Dobyanski, Drake (2), Naples, Fla., 2021
Doggett, Geoff (7), Mobile, Ala., 1980-82
Dollar, Blaine (39), Attalla, Ala., 1971-74
Dolloff, Mike (8), Davison, Mich., 2015-16
Donald, Wayne (4), Mobile, Ala., 1982-84

ALL-TIME LETTERWINNERS

Donaldson, Hunter (4), Phenix City, Ala., 2021-present

Donaldson, Kasey (31), Gulfport, Miss., 2022
Donovan, Brendan (11), Enterprise, Ala., 2016-18
Dorsey, Whitt (10), Auburn, Ala., 2012-13
Doss, David (10), Cantonment, Fla., 2006-09
Drake, Matt (22), Cullman, Ala., 2009
Druckenmiller, Leon (18), Taylor, Mich., 1975-76
Dueitt, Harold (7), Grand Bay, Ala., 1988-91
Duffin, Tom (19), Miami, Fla., 1989
Duffy, John (6), Mobile, Ala., 1980-83
Dulaney, Charlie (13), 1968-70
Dull, Mike (24), Beme, Ind., 1985-86
Duncan, Adam (22), Killen, Ala., 2004
Dunning, James (42), Mobile, Ala., 2007-08

E

Earley, Nolan (17), Anderson, Ind., 2010-13
Ehmke, Josh (17), Waterloo, Ind., 2004-05
Eiland, Will (17), Auburn, Ala., 2017-18
Elia, Frank (13), Lidenhurst, N.Y., 2003
Ellis, Rob (44), Mobile, Ala., 1972-73
Emmons, Jerry (32), Anderson, Ind., 1978
Englett, Mickey, Prichard, Ala., 1966-68
Estes, Marc (8), Canton, Ill., 1982-84
Etheridge, Lee (49), Panama City, Fla., 1993
Etheridge, Miles (36), Norcross, Ga., 2008-09
Ettles, Mark (24), Perth, West Australia, 1987-88

F

Fabbri, Fred (44), 1970-71
Fairbanks, Greg (31), Satellite Beach, Fla., 1976
Falteisek, Steve (17), Floral Park, N.Y., 1990-92
Farmer, Kevin (4), Saraland, Ala., 1986-87
Fayard, Robbie (32), Ocean Springs, Miss., 1994-96
Files, J.T. (28), Mesquite, Texas, 2012
Fillingim, Mike (9), Pensacola, Fla., 1974
Fillingim, Ryan (7), Fairhope, Ala., 2003
Filotei, Bob (2), Levittown, Pa., 1989-90
Filotei, Jim (7), Levittown, Pa., 1983-84
Fisher, Herb, 1965
Fischer, Mike (20), Crestline, Ohio, 1996-98
Fisher, John (28), Mobile, Ala., 1985-86
Fitzgerald, Noah (8), Canton, Ga., 2020
Flores, Justin (41), McDonough, Ga., 2015-16
Flynt, Sammy (46), Mobile, Ala., 1976-77
Fonzi, Andrew (21), Panama City, Fla., 2012-13
Foss, Eric (2), Bozeman, Mt., 1985
Francia, David (22), Mobile, Ala., 1995-96
Francia, Jimmy (2), Mobile, Ala., 1983-84
Franklin, Robert (14), Mobile, Ala., 1984-87
Franks, Richard (15), 1969-70
Franz, John (8), St. Louis, Mo., 1976-77
Freeburg, Larry (27), New Castle, Ind., 1977-80
Freese, David (27), Wildwood, Mo., 2005-06
Frommeling, Ben (11), Pensacola, Fla., 2003-05
Fullam, Billy (44), Southampton, N.Y., 2003
Fuller, Stuart (6), Starkville, Miss., 1986-87

G

Gabel, David (2), Mobile, Ala., 1973-74
Gadawski, Thomas (14), Detroit, Mich., 1977-80
Gainer, Jay (29), Panama City, Fla., 1989-90
Gallagher, Mike (11), Melbourne, Fla., 1976
Galle, Pat (1), Mobile, Ala., 1966-68
Gann, Ben (29), Birmingham, Ala., 2015-16
Gardner, Payton (9), Birmingham, Ala., 2012-13
Gaskin, Steve (29), Mobile, Ala., 1970-73
Gates, Jared (42), Saucier, Miss., 2014-15
George, Aaron (32), Vicksburg, Miss., 2005-06
Geyer, Avery (13), Navarre, Fla., 2016-17
Gibbs, Eddie (41), Jay, Fla., 1980
Giddings, Haden (15), Fairhope, Ala., 1992-93, '95
Gilder, David (3), Mobile, Ala., 1975
Gillis, John (29), Crestview, Fla., 2022-present
Gillum, Jack (40), Vestavia Hill, Ala., 1981
Girardeau, Clark (34), Mobile, Ala., 2001-03
Gjeldum, Terry (23), Lansing, Ill., 1981
Glasscock, Jason (13), Mobile, Ala., 2000-02
Gleason, Cole (21), Mesa, Ariz., 2014-15
Glenn, Jake (39), Huntsville, Ala., 2022-present
Glover, Bill (41), Mobile, Ala., 1988-89
Glover, Rusty (8), Mobile, Ala., 1987-88
Goldberg, Dan (23), Oakland, Calif., 2007
Gonzalez, Eric (26), Tenerife, Canary Islands, 2006-08
Gonzalez, Luis (5), Tampa, Fla., 1986-88
Gonzalez, Rex (25), Tampa, Fla., 1993-94

Goodsen, Marc (22), East Point, Ga., 1978
Gorand, Greg (29), San Mateo, Calif., 1973-74
Gordon, Brad (18), Pensacola, Fla., 2004
Gossman, Austin (36), Avon, Ind., 2018
Graham, Van (27), Pascagoula, Miss., 1984-85
Greene, Zach (13), Jacksonville, Fla., 2018-19
Gretz, Nick (25), Apple Valley, Minn., 1999-2001
Grichor, Zach, (11), Spring, Texas, 2009-10
Griffin, Brantley (4) Talladega, Ala., 2000-01
Griffin, Danny (20), Niceville, Fla., 1985-86
Griffith, Chuck (13), Birmingham, Ala., 1973
Griffith, Hunt (38), Mobile, Ala., 2011-12
Grimes, Billy (10), Wilmington, Del., 1979
Groom, Brian (5), Semmes, Ala., 1999-2000
Gross, Jason (6) Mobile, Ala., 2000-03
Guin, Robert (10), Shalimar, Fla., 1976

H

Hale, Shane (16), Lucedale, Miss., 1988-90
Halfacre, Don (2), Pensacola, Fla., 1987-88
Hall, Carson (37), Homewood, Ala., 2021-22
Hall, Karl (17), Meridian, Idaho, 1976-77
Halley, Allen (30), St. Maarten, Netherlands Antilles, 1994-95
Hallford, Brandon (32), Wilmer, Ala., 2013-14
Hallock, Tom (30), Greenville, Mich., 1991-92
Halstead, Tanner (23), Pensacola, Fla., 2016
Hammond, David (47), Leeds, Ala., 1978
Hammack, Brad (15), Pace, Fla. 2008-09
Hammac, Darius (21), Mobile, Ala., 1984-85
Hanks, D.D. (22), Saraland, Ala. 2009-10
Hanna, Warren (13), Pensacola, Fla., 2001
Harben, Russell (6), Alpharetta, Ga., 2007-08
Hardcastle, J.T. (45), Manteca, Calif., 2002
Hardy, Dylan (2), D'iberville, Miss., 2016-18
Harlan, Zach (24), Daphne, Ala., 2019-present
Harris, Fred (26), Richmond, Va., 1973-74
Harris, Garrett (23), Columbus, Miss., 2010-11
Harris, Mark (2), Sidney, Ohio, 1975
Harville, J.A. (33), Bay Minette, Ala., 2013-15
Haskin, Jalen (20), Hattiesburg, Miss., 2016
Hastings, Steve (4), Theodore, Ala., 1981
Hatcher, Rick (36), Ft. Walton Beach, Fla., 1978
Hattenstein, James (18), Chunchula, Ala., 1993-94
Hawarah, Justin (17), Monroeville, Ala., 2002-04
Hawkins, Kraig (4), Lake Charles, La., 1992
Hawkins, Wayne, 1965
Hawthorne, Connor (14), Collierville, Tenn., 2014-15
Hayes, Ricky (18), Pelham, Ala., 1987
Head, Daniel (34), Satsuma, Ala., 1999
Hearn, Tommy (45), Theodore, Ala., 1981
Heath, Bert (2), Jackson, Ala., 2001-2004
Heath, David (36), Skipperville, Ala., 1981
Heisler, Adam (6), Mobile, Ala., 2009-10
Heisler, Lance (8), 2006-07
Henderson, Scott (33), Old Hickory, Tenn., 1990
Hendon, Bailee (36), Vancleave, Miss., 2021-22
Hermann, Richie (1), Mobile, Ala., 1985
Hernandez, Vinnie (7), Santa Monica, Calif., 1998-99
Herr, Craig (15), West Des Moines, Iowa, 1972
Hewes, David (38), Theodore, Ala., 1976
Hewlett, Ross (41), Birmingham, Ala., 2007-08
Higginbotham, Keith (41), Jackson, Ala., 1981
Hightower, Eddie (45), Phenix City, Ala., 1971-73
Hildreth, Aulston (34), Prichard, Ala., 1972-73
Hildreth, Ronnie (41), Mobile, Ala., 1974-75
Hill, Brock (27), Birmingham, Ala., 2022
Hill, Howard (21), Saraland, Ala., 1995
Hill, Kevin (30), Oklahoma City, Okla., 2014-16
Hindmon, Erik (26), Hollywood, Fla., 2014
Hirth, Steve (19), Cahokia, Ill., 1976
Hively, Jim (29), Cincinnati, Ohio, 1973-74
Hobbs, Randy (36), Vivian, La., 1991-92
Hodges, Dink (57), Mobile, Ala., 1979
Hodges, Gabe (17), McComb, Miss., 1996
Hoffman, Mark (40), Titusville, Fla., 1971-74
Hollingsworth, Jim (51), Spanish Fort, Ala., 1974
Holloway, Tim (29), Biloxi, Miss., 1991-93
Holmes, Hal (17), Moss Point, Miss., 1978-79
Hook, Brad (27), Franklin, Ind., 2009-12
Howard, Mark (44), Chattanooga, Tenn., 1973-76
Howell, Chris (48), Mandeville, Ala., 2000-01
Howell, Robbie (42), Mobile, Ala., 1982
Hudson, David (29), 1969
Hughes, Warren (14), Perth, Australia, 1984-85
Hunt, Jeremy (4), Cantonment, Fla., 1993-94
Hunt, Lamar, 1970

Huston, Thomas (26), Milton, Fla., 2016-17
Hutcheson, Bob (13), 1971
Hutcheson, Robert (32), Niceville, Fla., 1976
Hutchins, Joey (29), Kelseyville, Calif., 1985-86

I

Icard, Wayne, (47), 1971
Indlecoffer, Ross (21), Vadnais Heights, Minn., 2020
Izzio, Anthony (30), Vancleave, Miss., 2012-13

J

Jacobs, Mike (9), Mobile, Ala., 1974-77
Jackson, Brett (16), Mobile, Ala., 1996-1999
Jackson, J.J. (16), Queen Creek, Ariz., 2003
Jackson, Matt (29), Haughton, La., 2009
Janecek, Eric (45), Council Bluffs, Iowa, 1999-2000
Jarman, Cole (35), Spanish Fort, Ala., 2013-14
Jarvis, Milton, Semmes, Ala., 1966-68
Jaye, Jamie (34), Bay Minette, Ala., 1993-94
Jednat, Conner, (37), Mobile, Ala., 2018
Jennings, David (7), Daphne, Ala., 1987-88
Jernigan, Ryne (11), Milton, Fla., 2007-2008
Johnson, Lance (1), Cincinnati, Ohio, 1984
Johnson, Stacey (25), North Platte, Neb., 1992-93
Johnston, Dennis (39), Dayton, N.Y., 1982-83
Johnston, Mark (4), East Detroit, Mich., 1976-77
Johnston, Scott (43), Eight Mile, Ala., 1994
Johnson, Greg (9), Omaha, Neb., 2008-09
Johnson, Travis (27), Sellersville, Pa., 2007-2008
Johnson, Walker (33), Mantee, Miss., 2022-present
Jones, David, Fairhope, Ala., 1968
Jones, Dewayne (1), Mobile, Ala., 1986-88
Jones, Hayden (19, 10), Tifton, Ga., 2013-14
Jones, Joey (40), Trussville, Ala., 2015-17
Jones, Terry (21), Mobile, Ala., 1972-74
Jones, Troy (4), Dothan, Ala., 1989-90
Jones, Tyler (24), Mobile, Ala., 2005-2006
Jordan, Grady (18), Tallahassee, Fla., 1990-91
Jordan, Landon (10), Poplarville, Miss., 2022
Jovings, Sam (19), Birmingham, Ala., 1978
Julich, Jeff (29), Clermont, Fla., 1983-84

K

Kahn, Bobby (19), Mobile, Ala., 1985, 87-88
Kahn, Jeff (37), Mobile, Ala., 1982-85
Kanelos, Steve (26), Northbrook, Ill., 1978-79
Kangas, Mark (32), Lynn Haven, Fla., 1985-86
Katalinich, Paul (57), Chicago, Ill., 1973-74
Kateon, Bunky (32), Mobile, Ala., 2007-2008
Kazan, Brian (36), Skokie, Ill., 1982-83
Keating, Hugh (43), 1971
Kerley, Collin (19), Houston, Tex., 1991-92
Kerns, Rich (15), River Rouge, Mich., 1979-80
Kerns, Tyler (14), Mobile, Ala., 2005-2007
Kirkland, Logan (2), Grand Bay, Ala., 2011
Kilduff, Dave (27), Forty-Fort, Pa., 1983
Kinkelaar, Jim (47), Mundelein, Ill., 1983
Kittrell, Steve (4), Mobile, Ala., 1968-71
Kleinschrodt, Bill (17), Mobile, Ala., 2006-2007
Knapp, Davis (11), Tallassee, Ala., 2014-15
Knapp, Kevin (37), Coral Springs, Fla., 2012
Knipper, Jeff (38), Picayune, Miss., 1989-91
Knizley, Bob, 1970
Knowlton, Sam (42), Warrior, Ala., 2021-present
Kombrinck, Bruce (27), Cincinnati, Ohio, 1971-72
Kontorinis, Andrew (40), Astoria, N.Y., 1991-92
Koppersmith, Mike (29), Theodore, Ala., 2006
Kracunas, Rich (46), Braintree, Mass., 1993-94
Kruml, Ray (21), Lisle, Ill., 2007-08

L

LaBounty, Drew (6), Pensacola, Fla., 2014-17
Lacey, Steven (23), Madison, Miss., 2020
LaGrow, Chris (45), Fort Wayne, Ind., 2007-10
Laico, Chris (34), Levittown, Ky., 1976
Laird, Kevin (32), Madison, Ala., 2003
Laird, Sean (16), Kokomo, Ind., 2007-10
Lambert, Chase (40), Pace, Fla., 2018-19
Lami, Nathaniel, (17), Fairhope, Ala., 2009-11
Land, Tim (27), Pensacola, Fla., 2003-2004
Langley, Thomas (3), 1970-71
LaPorte, Jeff (44), Portage, Mich., 1979-80
Larker, Wayne (29), Long Beach, Calif., 1979-80
Larkin, Lloyd (40), Freehold, N.J., 1974-77
Lathan, Ted (29), Mobile, Ala., 1975

ALL-TIME LETTERWINNERS

Lavecchia, Joe, 1970
Law, D.J. (41), Slocumb, Ala., 2020-21
LeBlanc, Jake (30), Biloxi, Miss., 2008-11
LeBlanc, Shane (31), Biloxi, Miss., 2010-11
Lee, Austin (10), Mobile, Ala., 2005
Lee, Eddie (8), Rochester, N.Y., 1979
Lee, Jeremy (21), Valley Grande, Ala., 2021-present
Lehrmann, Tyler (45), Tallahassee, Fla., 2020-22
Leibold, Rich (29), Norwalk, Ohio, 1982
Leja, Frank (31), Nahant, Mass., 1977
Leja, Gary (41), Nahant, Mass., 1985-87
Levens, Keith (2), Mobile, Ala., 1979-80
Lewis, Nick (2), Troy, Ala., 2019
Lieber, Jon (26), Council Bluffs, Iowa, 1991-92
Likely, Cameron (2) Port St. Joe, Fla., 2000-01
Lin, Eric (43), Algonquin, Ill., 2022-present
Lincoln, Jim (37), Taylor, Mich., 1979
Lind, Adam (47) Anderson, Ind., 2003-04
Lipscomb, Mike, Mobile, Ala., 1968
Lloyd, Jim (43), Park Ridge, Ill., 1982-83
Loar, Mike (30), Lima, Ohio, 1974
Lofe, Bill (53), Niceville, Fla., 1977
Loftin, David (9), Robbinsville, N.J., 1995-96
Loftin, Ted (21), Mobile, Ala., 1975-77
Loftin, Joe (9), Mobile, Ala., 1970-73
Logan, Cliff (20), Mobile, Ala., 1982
Logan, Michael (19), Mobile, Ala., 2008-09
Long, Joe (18), Montrose, Ala., 1999-01
Long, Ryne (44), Moss Point, Miss., 2015-16
Long, Wayne (25), McDavid, Fla., 1976
Lopes, Hugh (2), Curacao, Netherlands Antilles, 1995-96
Love, Wesley (51), Locust Fork, Ala., 2003
Lowe, Ledell (42), Daphne, Ala., 1976-77
Lowell, Brad (26), Theodore, Ala., 1998-1999
Luff, Will (9), Spanish Fort, Ala., 2017-18
Luther, John (58), Corydon, Ind., 1973
Lynd, Tyler (2), Satsuma, Ala., 2003-2005

M

Maasz, Mark (44), Eric, Pa., 1981-82
Mackey, Dave, 1970
Madej, Nate (49), Lemont, Ill., 2020
Magill, Jim (37), Prattville, Ala., 1977-78
Major, Tommie (38), NewLondon, Conn., 2003-05
Maksimowski, Richard (33), Huntsville, Ala., 1982-83
Maksudian, Mike (32), Libertyville, Ill., 1987
Malambri, Mark (2), Shalimar, Fla., 1976-78
Malong, Logan (9), Huntsville, Ala., 2022
Marino, Mark (16), Sidney, Australia, 1985
Marra, Michael (16), Kansas City, Mo., 2018-19
Martin, Ben (16), Mobile, Ala., 1977-80
Martiniere, Bill (18), Fairhope, Ala., 1981
Martinez, Danny (10), Buena Park, Calif., 2015-16
Martinez, Guillermo (6), Miami, Fla., 2004-06
Martino, David (28), Biloxi, Miss., 1979
Martorana, Guy (43), Medford, Mass., 1974
Masi, Don (3), Jacksonville, Fla., 1976
Masino, Josh (14), Pensacola, Fla., 1997
Massey, Chris (21), Mobile, Ala., 1995-96
Maxson, John (54), Jackson, Miss., 1977
May, Joe (15), Waukegan, Ill., 1981-82
Mayorga, Gabe (18), Phoenix, Ariz., 2003
McBride, Patrick (32), Hawesville, Ky., 2018-19
McBride, Randy (34), Pensacola, Fla., 1998
McCarthy, John (49), Washington, D.C., 1989
McCranie, Brian (26), Pace, Fla., 1989-90
McCrorry, Ryan (39), Saraland, Ala., 2007-2008
McDonald, Daniel (29), Mobile, Ala., 2007-2008
McFarland, Mike (27), Mobile, Ala., 1966-70
McGill, Bryan (28), Atmore, Ala., 1989
McGinnis, Cory (45), Pittsburgh, Pa., 2011
McGrain, Don (33), Chicago, Ill., 1972-73
McGraw, Greg (11), Morris, Ala., 1994
McIlwain, Brian (17), Gulf Breeze, Fla., 1993
McKinon, Randy (20), Semmes, Ala., 1993-95
McKinley, Shane (31), Tylerstown, Miss., 2015-16
McLain, Andy (38), Huntingdon Valley, Pa., 1981
McLain, Kenny, Prichard, Ala., 1968
McMullen, Zach (32), Sarasota, Fla., 2015
McWhirter, Scott (7), San Mateo, Calif., 1973-74
Meier, Greg (14), Ellisville, Mo.
Melton, Zach (49), Foley, Ala., 2017-18
Menendez, Gus (29), Miami, Fla., 2004
Mercer, Tommy (27), Richmond, Va., 1973-74
Mercurio, David (15), Trenton, N.J., 1982-84

Merritt, Tim (9), Cantonment, Fla., 1999-01
Meyer, Layne (32), St. Louis, Mo., 1999-2000
Michael, Noah (39), Mobile, Ala., 2018-21
Middleton, Charles (34), Lincoln, Calif., 2022
Middleton, Jeff (9), Mobile, Ala., 2004-2005
Miller, Glenn, 1970
Miller, Jeff (22), St. Charles, Mo., 2011
Miller, Lynn (36), Vancleave, Miss., 1994-96
Miller, Larry (34), Northbrook, Ill., 1982-85
Miller-Jones, Gary (2), Centerville, Mass., 1982
Millirons, Peyton (26), Panama City, Fla., 2020-21
Mills, Austin (38), Huntsville, Ala., 2022-present
Mills, Greg (22), Burbank, Calif., 1984-85
Mitchell, Brent (26), Paris, Ontario, 2010-13
Mitchell, Ronnie (7), Birmingham, Ala., 1975
Mizell, Max (35), Sunnyvale, Calif., 1977
Mocabee, Greg (30), Valparaiso, Ind., 1989
Mohler, Keith (20), Mobile, Ala., 1977-79
Money, Jeff (40), Mobile, Ala., 1989
Monroe, Britt (19), Panama City, Fla., 1983
Montgomery, Quendon (21), Mobile, Ala., 2003-05
Montiel, Santi (6), Alpharetta, Ga., 2019-22
Mooney, Dale (31), Decatur, Ga., 1978-79
Moore, Quinn (47), Brownsburg, Ind., 1998-99
Mordecai, Mike (20), Birmingham, Ala., 1987-89
Morgan, Craig (28), Mobile, Ala., 1975-77
Morgan, Greg (18), Mobile, Ala., 1979
Morgan, John (19), Poughkeepsie, N.Y., 1979-80
Morgan, Josh (33), Thomasville, Ala., 2005
Morgan, Luke (45), New Lenox, Ill., 2015
Morris, Jeff (4), Cantonment, Fla., 2005-2006
Morrison, Bruce (33), Farmington Hills, Mich., 1981
Morrison, Doug (32), Ocean Springs, Miss., 1980-81
Morrison, Steve (34), Farmingham, Mich., 1976-78
Moudry, Skip (11), Birmingham, Ala., 1968-70
Muenster, Jim (56), St. Charles, Mo., 1977
Mugarditchian, John (40), Birmingham, Mich., 1978
Muich, Joe (27), St. Louis, Mo., 1975-76
Mularz, Scott (39), Montgomery, Ala., 2002
Mulhern, Ryan (17), Highlands Ranch, Col., 2001-03
Mullen, Bruce (35), Winchester, Mass., 1971-73
Murphy, Pat (6), Mobile, Ala., 1991-93
Murphy, Richard, 1965
Murray, Keith (19), Mobile, Ala., 1990

N

Nabors, Kevin (20), Spanish Fort, Ala., 2006-08
Nakamura, Mike (45), Victoria, Australia, 1995-97
Nappi, Chris (35), Decatur, Ala., 2001
Neal, Tony (45), Mobile, Ala., 2001-03
Nelson, Ben (24), Mobile, Ala., 2000-03
Nelson, Walter (49), Mobile, Ala., 1983
Neveau, Brian (44), Oshkosh, Wis., 1986-88
Newberry, Thomas (37), Citronelle, Ala., 1976
Nichol, John (28), Columbus, Ga., 1980-81
Nichols, Ryan (6), Demopolis, Ala., 2004-2005
Nickerson, Brett (30), Montgomery, Ala., 2007-2008
Nightengale, Drake (10), Hattiesburg, Miss., 2019-20
Noble, Jacob (44), Satsuma, Ala., 2013
Nobles, Chris (43), Mobile, Ala., 1997
Norris, Terry, 1965
Norton, Jason (24), Mobile, Ala., 1995-1998
Norwood, Dee (28), Pensacola, Fla., 1988

O

O'Berry, Mike (15), Birmingham, Ala., 1973-75
O'Shea, Dennis (50), Wilmington, Del., 1978-81
Oberkirch, Paul (44), Slidell, La., 1991
Odum, Graham (23), Pascagoula, Miss., 2012-13
Oldham, Steve (26), Gainesville, Ga., 1986-88
Oliverio, Steve (41), Cincinnati, Ohio, 1982-83
Olson, Larry (28), 1970-71
Orberson, Mike (7), Danville, Ky., 1978
Ondracka, Jeffrey (13) Spanish Fort, Ala., 1999-2000
Orbata, Erick (2), Miami, Fla., 2022-present
O'Reilly, Derek (4), Oakhurst, Calif., 2008-09
Otero, Pete (34), Tucson, Ariz., 1979-80
Overstreet, Jake (8), Thomasville, Ala., 2008-11

P

Pagan, Pat (47), Lindenhurst, N.Y., 1982
Page, Jon (44), Ligonier, Pa., 1978
Paine, Devin (34) Enid, Okla., 1996
Palmer, Lloyd (38), Pascagoula, Miss., 1979
Palmer, Troy (28), Augusta, Kan., 1991
Panzer, Phil (34), Charleston, W.V., 1975

Paparella, Eddie (24), Skillman, N.J., 2016-19
Parazine, Randy (21), Pensacola, Fla., 1979-83
Parenteau, Bob (8), Mobile, Ala., 1978
Paris, Carlton (19), Pinson, Ala., 2010-11
Parker, Brett (11) Mobile, Ala., 2000-03
Parnell, Adam (33), Foley, Ala., 2001-02
Parnell, Dan (37), Alexandria, Va., 1980
Parnell, Don, 1970
Partridge, Jeff (46), Hazel Crest, Ill., 1974
Parvin, Ken (11), Gulfport, Miss., 1980-83
Pastore, Alex (25), Highstown, N.J., 1973-74
Patrick, Scott (35), Mobile, Ala., 1991-93
Patterson, Jordan (15), Mobile, Ala., 2011-13
Patterson, Randy (23), Saraland, Ala., 1984
Patterson, Ricky (19), Prichard, Ala., 1974-75
Peacock, Matt (20), Saraland, Ala., 2014-17
Peavy, John (37), Mobile, Ala., 1972-73
Peavy, Luke (43), Mobile, Ala., 2004
Pelletier, Ron (10), Goldsboro, N.C., 1980-81
Penry, Andy (22), Daphne, Ala., 1986-87
Perez, Rafael (21), Dominican Republic, 1988-89
Perez, Tyler (33), Miami, Fla., 2017-21
Perkins, Carter (14), McDonough, Ga., 2016-19
Perry, David (11), Pensacola, Fla., 1992-93
Perry, Doug (11), Moss Point, Miss., 1984-85
Petersen, Steve (18), Barrington, Ill., 1982
Petersen, Matt (31), Mead, Colo., 2005-2007
Peterson, Kevin (15), Lawrence, Kan., 1983
Pettus, Buck (15) Northport, Ala., 2000-02
Phelps, Bobby (25), Summerdale, Ala., 1980
Phieffer, Greg (31), Wading River, N.Y., 1983
Phillips, Heath (15), Silas, Ala., 1996
Phillips, Hunter (21), Perry, Ga., 2019
Phillips, Pete (10), Chicago, Ill., 1970-73
Piccola, Zach (30), 2006
Piccotti, Tony (27) Boise, Idaho, 2000-01
Pierce, Vince (16), Waukegan, Ill., 1983-84
Pierre, Billy (26), Mobile, Ala., 1969-72
Pierre, Juan (9), Alexandria, La., 1998
Pike, Doug (5), Houston, Texas 1975
Plaice, Josh (21), Crestview, Fla., 2002
Plemons, Bronan (6), Daphne, Ala., 1988-89
Plesha, Bryan (4), Slidell, La., 1988-89
Pocase, Paul (51), Mobile, Ala., 1973
Pompelia, Augie (42), Indiana, Pa., 1978-79
Poole, Bruce (10), Chester, Va., 1973-75
Porter, Terry (36), Palm Bay, Fla., 1987
Poston, Jerry (15), Salem, Mo., 1976-77
Powell, Jay (22) Mobile, Ala., 2000-01
Powell, Lane (42), Excel, Ala., 2020
Powell, Ronnie (22), Mobile, Ala., 1970-73
Powers, Reid (20), Huntsville, Ala., 2018-22
Proksa, Bill (3), Barrington, Ill., 1982-83
Prepst, Roger (11), Grand Bay, Ala., 1978-79
Pritchard, Adam (15), Griffin, Ga., 2003
Proctor, Jared (30), Bardstown, Ky., 2018-19
Prudhomme, John, 1970
Pugh, Aaron (32), Robertsedale, Ala., 1998
Pugh, Dwayne (46), San Francisco, Calif., 1997-2000
Purcell, Walter, 1965
Putnam, Pat (25), Ft. Meyers, Fla., 1975

Q

Quinn, Carter (2), Lake Charles, La., 2020
Quinones, Tony (20), Semmes, Ala., 1981

R

Rackley, Doug (39), Ocean Springs, Miss., 1988-89
Ragan, John (51), Lodi, N.J., 1979-83
Raia, Michael (33), Fairhope, Ala., 2008-present
Raley, Kevin (44), Mobile, Ala., 1985-86
Ramsden, Bryan (28), Palmetto, Fla., 1997
Rankin, Billy (40), Birmingham, Mich., 1982
Raspino, Ryan (16), Birmingham, Ala., 2015-16
Rawlings, Larned, 1965
Rayborn, Jansen (10), Pascagoula, Miss., 2002-04
Rayborn, Justin (26), Pascagoula, Miss., 2004-05
Rayborn, Kenny (27), Purvis, Miss., 1994-97
Reaves, Bill, 1970
Reed, Addison (24), White, Ga., 2018
Reed, John, 1965
Reese, Conner (29), Daphne, Ala., 2010-11
Reeves, Chad (39), Mobile, Ala., 2010-11
Reid, Brett (42), Birmingham, Ala., 1972
Reidy, Enas (52), Hallandale, Fla., 1975-78
Remos, Craig (20) Miami, Ariz., 2000-01

ALL-TIME LETTERWINNERS

Reuther, Bubby (20), New Orleans, La., 1979-80
Reynolds, Clint (2), Daphne, Ala., 2007-10
Richardson, Jay (22), Mobile, Ala., 2000-02
Richardson, Dock, Prichard, Ala., 1965-68
Rivero, Omar (7), Miami, Fla., 2000
Roach, Kyle (44), Magnolia Springs, Ala., 1998-99
Roam, Jerry (6), St. Charles, Mo., 2011
Roberts, Daniel (40), Citronelle, Ala., 2004
Roberts, Howard, 1970
Robertson, Robby (15), Mobile, Ala., 1987-90
Rocker, James, Prichard, Ala., 1968
Rodriguez, Corey (20), Cupertino, Calif., 1990
Roeder, Jason (39), Seymour, Ind., 1993-96
Roesslein, Mike (23), Barrington, Ill., 1972-73
Rogers, Jay (38), Memphis, Tenn., 1983-86
Rohde, John (22), Birmingham, Mich., 1974-77
Roller, Howard (47), Carmel, Ind., 1976
Roney, Scott (30), Auburn, Ala., 1975-76
Rosen, Al (6), St. Louis, Mo., 1973-76
Rosenthal, Ian (44), Philadelphia, Pa., 1989
Rosseau, Ernie (8), Satellite Beach, Fla., 1972-73
Rouse, Charles (47), Ft. Walton Beach, Fla., 1980
Rub, Jerry (36), Westchester, Ohio, 1985-86
Runyan, Eli (19), Carrollton, Ga., 2022
Russell, Richard (10), Kirkwood, Mo., 1977
Russo, Paul (27), Tampa, Fla., 2017-18
Rutledge, Joel (17), Prichard, Ala., 1966-69
Ryan, Al (6), New Orleans, La., 1972
Ryan, Max (46), Woodstock, Ga., 2016

S

Sage, Brandon (21), Mobile, Ala., 2007-09
Salem, Emeel (23), Birmingham, Ala., 1974-77
Salvagio, Tom (23), Elizabeth, Colorado, 1995-97
Samaniego, Tyler (18), Huntsville, Ala., 2020-21
Sandberg, Jerry (18), 1969
Sanders, Butch (28), Mobile, Ala., 1972
Sandle, Michael (25), Navarre, Fla., 2018-21
Sanford, Carter (15), Fayette, Ala., 2021-22
Sanfratello, John, 1970
Sanguinetti, Chris (1), Albuquerque, N.M., 1972-73
Sassone, Mike (31), St. Petersburg, Fla., 1984-85
Saunders, Marvin (18), Chesapeake, Va., 1977-78
Scaffidi, Jake (24), Mobile, Ala., 1992
Scarborough, Mike (44), Dothan, Ala., 1977
Schmits, Jordan (27), Sharpsburg, Ga., 2016
Schreiner, Roland, 1965
Schreiner, Gary, 1970
Scoville, Shane (44), Basking Ridge, N.J., 2001-02
Seales, Buster, 1967
Sealy, Scot (20), Satsuma, Ala., 1992
Secchiari, Clark (23), Fairhope, Ala., 2004
Seibert, Marc (21), Pensacola, Fla., 1991-92
Sharp, Matt (37), Shreveport, La., 2014
Shaver, Jim (11), Festus, Mo., 1988-89
Shell, Bennett (32), Pace, Fla., 2019-21
Shell, Chase (28), Milton, Fla., 2018
Sheridan, Jeff (54), Mulberry, Fla., 1976
Shipley, Tom, 1970
Shortell, Eric (15), Mission, Kan., 2007
Shugart, Shaun, Fairhope, Ala., 2004
Silva, Deyvid (13), Miami, Fla., 2018
Simington, Miles (13), Bourbonnais, Ill., 2022
Simmacher, Brett (5), Crestline, Ohio, 1982-83
Simmacher, Brian (5), Crestline, Ohio, 1982-85
Simmons, Jeremy (23), Jacksonville, Fla., 2004-05
Simpson, Jay (14), Zachary, La., 1992-93
Simpson, Steve (21), Snoqualmie, Wash., 1990
Sisler, Ric (49), Nashville, Tenn., 1982
Skidmore, Byron (27), Citronelle, Ala., 1988-89
Skipper, Guy (39), Pensacola, Fla., 2005-2006
Smallwood, Erik (14), Clear Springs, Ala., 2001-02
Smith, Bubba (38), Birmingham, Ala., 1982
Smith, Eric (36), Melbourne, Fla., 1997
Smith, Gary (40), Mobile, Ala., 1984-85
Smith, Herb, Foley, Ala., 1967-68
Smith, Mike, Foley, Ala., 1969-72
Smith, Miles (30), Laurel, Miss., 2020-present
Smith, Paul (37), Mobile, Ala., 1981
Smith, Richard (9), Heath, Ohio, 1979
Smith, Sam (38), Rio Rancho, N.M., 2001-02
Smith, Tilur (11), Richton, Miss., 2011
Snypes, Al (19), Mobile, Ala., 1968-71
Soleymani, Hunter (25), Pelham, Ala., 2013-16
Sorrells, Trey (16), Merit, Texas, 2011

Sorrenti, Richard (13), Tallahassee, Fla., 2020-21
Sorrow, Steve (56), Mobile, Ala., 1976
Southard, Scott (4), Pensacola, Fla., 1991-1993
Sparks, Steven (30), Fairhope, Ala., 1997-1998
Spencer, Phil (21), Valparaiso, Fla., 1986-87
Spivey, Mel (26), Daphne, Ala., 2001-02
Spruiell, Harrison (44), Shreveport, La., 2016-17
St. John, Locke (32), Pell City, Ala., 2014
Stacy, I.B. (13), Winter Haven, Fla., 1993-1997
Stamey, Dylan (27), Theodore, Ala., 2013
Stamps, Jerry (8), Bessemer, Ala., 1974-75
Stamy, John (45), Pottstown, Pa., 1974
Stanky, Danny (42), Mobile, Ala., 1973
Stanky, Kyle (16), Desoto, Texas, 1999-02
Stanky, Mike (5), Mobile, Ala., 1970-73
Stapleton, David (11), Loxley, Ala., 1974-75
Stapleton, Josh (35), Daphne, Ala., 2005
Steadman, Brian (28), Tuscaloosa, Ala., 1999-2000
Stejskal, Bill (31), Nashville, Tenn., 1980-82
Stephens, Austin (49), Rockford, Mich., 2015-16
Sterling, Bubba (31), Meridian, Miss., 1973
Stevens, Paul (5), Oak Lawn, Ill., 1974
Stoessel, Tim (50), Pittsburgh, Pa., 1982-83
Stokes, Hunter (22), Spanish Fort, Ala., 2017-22
Stone, Greg (46), Royal Oak, Mich., 1975
Stratton, Art (34), Mobile, Ala., 1986-87
Straub, Freddie (3), 1969
Sturgeon, Bill (16), Mobile, Ala., 1973-76
Sulivant, Eric (44) 2006
Sulivant, Jason (6) Mobile, Ala., 2000-01
Sullivan, Joseph (7), Birmingham, Ala., 2022-present
Summer, Doyle (36), Mobile, Ala., 1971-73
Sutley, Andy (4), Theodore, Ala., 1996-98
Sutton, Joe (26), Gainesville, Ga., 2022
Swaggerty, Travis (21), Mandeville, La., 2016-18
Sytko, Kevin (22), Surrey, British Columbia 2002-03

T

Tanner, Brent (10), Lucedale, Miss., 2010-11
Tapia, Mark (56), Mobile, Ala., 1973-75
Tatman, Seth (35), Ponce De Leon, Fla., 2015
Taylor, Ben (15), Montgomery, Ala., 2014-15
Taylor, James (41), Mobile, Ala., 1994-96
Taylor, Seth (8), Pensacola, Fla., 1996-99
Thames, Darren (8), Chickasaw, Ala., 1980-83
Tharpe, Ted (55), Tallahassee, Fla., 1974-75
Theige, Mike (18), Minot, N.D., 1984-85
Thielepape, Sam (41), Austin, Texas, 1984
Thomas, Colton (29), Prattville, Ala., 2017-19
Thompson, Brad (42), Lucedale, Miss., 1993-94
Thompson, Mark (30), Janesville, Wis., 1988
Thompson, Mark (35), Ladd, Ill., 1993-95
Thompson, Pete (42), Farmington Hills, Mich., 1981-83
Thompson, Russell (2), 1969
Thompson, Tim (45), Pensacola, Fla., 1978-80
Tice, Mike (2), Hamilton, Va., 1971-72
Tillman, Joe (20), Mobile, Ala., 1968-70
Tindell, Andrew (16), Pensacola, Fla., 2014
Tissel, Cameron (8), Little Rock, Ark., 2021-22
Toifel, Brick (23), Mobile, Ala., 1982
Toomey, Clint (4), Chickasaw, Ala., 2007-2008
Touchstone, Brad (2), Pensacola, Fla., 1996-99
Touchstone, Don, Pensacola, Fla., 1970
Touchstone, Josh (8), Semmes, Ala., 2001-2004
Touchstone, T.J. (4), Pensacola, Fla., 2002-03
Tracy, Jack (5), Shrewsbury, N.J. 2001-02
Traylor, James (31), Grand Bay, Ala., 2012-16
Trimble, Sean (15), Lake Elsinore, Calif., 2017-18
Trout, Jim, 1966
Trussell, Tyler (40), Clinton, Miss., 2019-21
Tsimpides, Boo (36) Birmingham, Ala., 2000-01
Turner, Brett (36), Mobile, Ala., 2006-07
Turner, Will (18), Auburn, Ala., 2022-present

U

Urban, Andy (22), Rainbow City, Ala., 1994-95
Uvodich, John (33), Cupertino, Calif., 1979-80

V

Vallero, Rich (5), Pacifica, Calif., 1994-95
Van Aken, Cody (38), Newport Beach, Calif., 2015-16
van de Sanden, Tommy (31), Bloemendaal, Netherlands, 2021
Vance, David (32), Mobile, Ala., 1975
Vance, Mark (49), Pendleton, Ind., 1977-79
Vick, Tyler (9), Collinsville, Miss., 2010

W

Wacker, Larry (14), Mobile, Ala., 1968-70
Wade, Brett (44), Dallas, Texas, 2007
Wade, Terry (8), Mobile, Ala., 1968-71
Waid, Jay (42), Trussville, Ala., 1979
Waite, Jimbo (46), Eight Mile, Ala., 1980
Waldrop, Rodney (31), Birmingham, Ala., 1971-72
Walker, Chuck (18), Ozark, Ala., 1991
Walker, Mike (1), San Mateo, Calif., 1974-77
Walters, P.J. (25), Pace, Fla., 2004-2006
Ward, Lance (7), Satsuma, Ala., 1993-94
Ward, Turner (16), Saraland, Ala., 1986
Ward, Wes (15), Saraland, Ala., 1985-86
Ware, Harrison (48), Mountain Brook, Ala., 2021-22
Warren, Mike (4), Mobile, Ala., 1972-75
Watts, Fielding (33), Selma, Ala., 1992
Weaver, Clevon (8), McIntosh, Ala., 2006-2007
Weaver, Patrick (7), 2005-2006
Webb, Kevin (36), Machipongo, Va., 1977-78
Webster, Michael (10), Fayette, Ala., 1977-78
Weekes, Richard (30), Jay, Fla., 1971-72
Weems, Tommy, 1965
Weindel, Gene, Mobile, Ala., 1966-68
Welchel, Preston (31), Cartersville, Ga., 2020
Wells, Eben (22), Ozark, Ala., 1998-99
West, Brandon (25), Lucedale, Miss., 1996-97
West, Herman (53), Flushing, Mich., 1979-80
West, Travis (30), Riverview, Fla., 2004-2005
Westerhoff, Ryan (28), Edmond, Okla., 2020
Whitaker, John (14), St. Louis, Mo., 1975-76
White, Kirk (6), Detroit, Mich., 1985
White, Taylor (4), Jackson, Ala., 2010-11
Whited, Ron (2), Gulf Breeze, Fla., 1991-92
Whitehead, Dennis (11), Birmingham, Ala., 1970-73
Whitehurst, Tom (38), Blakely, Ga., 1997-98
Whitworth, Lucas (29), Weston, Mo., 2001
Wiegel, Mark (3), Chicago, Ill., 1980
Wiggins, Spencer (32), Mobile, Ala., 2001-02
Wiley, Terry (5), Mobile, Ala., 1995-1998
Wilke, Brian (20), Waterloo, Wis., 1983-84
Willard, Barry (22), Pascagoula, Miss., 1983
Williamson, Trey (28), Mt. Olive, Ala., 2013
Williams, Chett (21), Mobile, Ala., 1979-80
Williams, Kent (19), Meridian, Miss., 1988-89
Williams, Kevin E. (29), Mobile, Ala., 2003
Williams, Kevin M. (25), Columbus, Ga., 2003-04
Williams, Marc (56), Mobile, Ala., 1981
Williams, Mike (36), Mobile, Ala., 1972
Williams, Rick (26), Riviera Beach, Fla., 1975-77
Williams, Skip (4), Bayou La Batre, Ala., 1978
Williams, Terry (48), Newnan, Ga., 1973-74
Williamson, Casey (31), Dothan, Ala., 1996-97
Wilson, Ethan (34), Andalusia, Ala., 2019-21
Wilson, Jim (43), Whistler, Ala., 1981
Wilson, Mark (27), Mobile, Ala., 1986-87
Wirnsberger, Josh (46), Northport, Ala., 2011
Wisniewski, Jim (6), Detroit, Mich., 1977
Wise, Justin (45), St. Louis, Mo., 2004-2005
Wojciechowski, Matt (22), Mobile, Ala., 2014
Wolfe, Adam (18), Scottsdale, Ariz., 2016-17
Wolfe, Steve (38), Wilmer, Ala., 1977
Wood, Adam (19), Daphne, Ala., 2002-2005
Wood, Grant (25), Georgetown, Texas, 2022-present
Wormsby, Greg (10), Mobile, Ala., 1980-81
Wright, Greg (54), Theodore, Ala., 1979

Y

Yarborough, Caleb (17), Brookhaven, Miss., 2018-20
Ybarra, Jamie (27), San Jose, Calif., 1992-93
Youngblood, Avery (44), Biloxi, Miss., 1996-97
Yrabedra, Kent (7), 1970-71

Z

Zaharion, Nick (11), Stuart, Fla., 2012-13
Zellers, Kevin (1), Mobile, Ala., 1992-93
Zimmerman, Mike (42), Brooklyn, N.Y., 1988-90

THIS IS ...

SOUTH ALABAMA BASEBALL



169 Jaguars who have signed professional contracts

28 Former Jaguars who reached MLB

5 Jaguars have won World Series titles (*Mordecai, 1995, 2003; Johnson, 2000; Gonzalez, 2001; Pierre, 2003; Freese, 2011*)

4 Jaguars have been voted MLB All-Stars eight times (*Gonzalez, 5; Freese, 1; Johnson, 1; Lieber, 1*)

3 Jaguars have led their respective leagues in hits five times (*Johnson, 1995-96; Gonzalez, 1999; Pierre, 2004, '06*)

2 Jaguars have won Silver Slugger Awards (*Gonzalez, 2001; Lind, 2009*)

1 Jaguar has won a Gold Glove (*Donovan, 2022*)

JAGUAR MLB DRAFT BREAKDOWN FORMER JAGS WHO REACHED MAJOR LEAGUES

<i>1st round</i>	2	(Glenn Borgmann, 1971 [9th pick]; Pat Putnam, 1975 [23rd pick]; Travis Swaggerty, 2018 [10th pick])
<i>2nd round</i>	2	(Marlon Anderson, 1995; Jon Lieber, 1992)
<i>3rd round</i>	1	(Adam Lind, 2004)
<i>4th round</i>	2	(Luis Gonzalez, 1988; Jordan Patterson, 2013)
<i>6th round</i>	2	(Lance Johnson, 1984; Mike Mordecai, 1989)
<i>7th round</i>	1	(Ben Taylor, 2015; Brendan Donovan, 2018)
<i>9th round</i>	1	(David Freese, 2006)
<i>10th round</i>	3	(Dave Stapleton, 1975; Allen Battle, 1991; Steve Falteisek, 1992)
<i>11th round</i>	2	(Pete Coachman, 1984; P.J. Walters, 2006)
<i>13th round</i>	1	(Juan Pierre, 1998)
<i>18th round</i>	1	(Turner Ward, 1986)
<i>22nd round</i>	1	(Mike O'Berry, 1975)
<i>23rd round</i>	1	(Matt Peacock, 2017)
<i>24th round</i>	1	(Jay Gainer, 1990)
<i>28th round</i>	1	(Stephen Sparks, 1998)
<i>32nd round</i>	1	(Locke St. John, 2014)
<i>33rd round</i>	1	(Mark Ettles, 1989)
<i>Free Agent</i>	2	(Mike Maksudian, 1987; Mike Nakamura, 1997)