



SOUTH ALABAMA FOOTBALL

3 BOWL GAMES | 5 NFL DRAFT PICKS | 25 NFL PLAYERS | 14 ALL-AMERICANS | 96 ALL-SBC SELECTIONS | 40 SBC PLAYERS OF THE WEEK

GAME		NOV. 2, 2023 TROY, ALA. VETERANS MEMORIAL STADIUM (30,000)	
9		AT	
SOUTH ALABAMA		TROY	
RANKINGS AP: NR COACHES: NR Record: 4-4, (2-2 SBC) Last Game: L - Louisiana, 33-20 Head Coach: Kane Wommack Season as a Head Coach: 3 Career Record: 19-14 Season at South Alabama: 3 Record at South Alabama: 19-14		RANKINGS AP: NR COACHES: NR Record: 6-2, (3-1 SBC) Last Game: W - at Texas State, 31-13 Head Coach: Jon Sumrall Season as a Head Coach: 2 Career Record: 18-4 Season at Troy: 2 Record at Troy: 18-4	
STATISTICAL COMPARISON			
33.5	Points / Game	27.1	
21.1	Points Allowed / Game	16.9	
168.8	Rush Yards / Game	165.9	
285.5	Pass Yards / Game	275.9	
454.3	Total Offense / Game	441.8	
316.9	Total Defense / Game	301.0	
SERIES INFORMATION		RADIO	TV: ESPN2
Overall: South Alabama trails, 3-8 In Mobile: 1-5 In Troy: 2-3 Last Meeting: L, 6-10 (10/20/22) Current Streak: Troy W5		Play-By-Play: JT Crabtree Analyst: Pat Greenwood Sideline: Tommy Hicks	Play-By-Play: Lowell Galindo Analyst: Tom Lunginbill Sideline: Lauren Sisler

GAME DAY | STORYLINES

BATTLE FOR THE BELT

Thursday's meeting between South Alabama and Troy will mark the 12th annual contest in the Battle for the Belt. The Jaguars will be looking to secure their first victory against the Trojans since 2017 when South earned a 19-8 victory on Troy's home field.

PRITCHETT COMING ALIVE

Wide receiver Jamaal Pritchett has had the best-two games of his career the last two weeks. Against Southern Miss and Louisiana, Pritchett had consecutive games of 120-plus receiving yards. He also has career high in receptions, receiving yards and touchdowns against the Ragin' Cajuns.

43 AWAY

Wide receiver Caullin Lacy is just 43 receiving yards away from becoming the first Jaguar to record 1,000 yards in a season since 2021. That year, Jalen Tolbert (Now with the Dallas Cowboys) hauled in 1,474 receiving yards.

COLLEGE PRESSBOX

Collegepressbox is the official media website for Division I football. Access and download game notes, quotes, statistics, media guides, headshots, logos and more for all FBS schools, conferences, postseason games, awards and the College Football Playoff. For access, please register for an account at collegepressbox.com/register.

SOUTH ALABAMA 2023 SCHEDULE

DATE	OPPONENT	TIME/RESULT	TV
S 2	at Tulane	L, 17-37	ESPN+
S 9	SOUTHEASTERN LOUISIANA	W, 35-17	ESPN+
S 16	at Oklahoma State	W, 33-7	ESPN+
S 23	CENTRAL MICHIGAN	L, 30-34	ESPN+
S 30	at James Madison*	L, 23-31	ESPN+
O 7	at ULM*	W, 55-7	ESPN+
O 17	SOUTHERN MISS*	W, 55-3	ESPN2
O 28	LOUISIANA*	L, 20-33	ESPN+
N 2	at Troy*	6:30 pm	ESPN2
N 11	ARKANSAS STATE*	4 pm	ESPN+
N 18	MARSHALL*	4 pm	TBA
N 25	at Texas State*	2 pm	TBA

*Sun Belt Conference Game
(All times Central)

TROY 2023 SCHEDULE

DATE	OPPONENT	TIME/RESULT	TV
S 2	STEPHEN F AUSTIN	W, 48-30	ESPN+
S 9	at Kansas State	L, 13-42	FS1
S 16	JAMES MADISON*	L, 14-16	NFL
S 23	WESTERN KENTUCKY	W, 27-24	ESPN+
S 30	at Georgia State*	W, 28-7	ESPN+
O 7	ARKANSAS STATE*	W, 37-3	ESPN+
O 14	at Army	W, 19-0	CBSSN
O 28	at Texas State*	W, 31-13	ESPN+
N 2	SOUTH ALABAMA*	6:30 pm	ESPN2
N 11	at ULM*	1 pm	TBA
N 18	LOUISIANA*	2:30 pm	TBA
N 25	at Southern Miss*	TBA	TBA

*Sun Belt Conference
(All times Central)

BY THE NUMBERS

1

Running back La'Damian Webb is currently the nation's leader in rushing touchdowns with 13 on the season. Those 13 touchdowns are also the fourth-most total touchdowns by any player in college football this season.

2

Wide receiver Caullin Lacy ranks second in America in receiving yards with a total of 957. He is also top-10 in the country in all-purpose yards.

7

Lacy has now recorded seven-straight 100-yard receiving games while Webb has rushed for a touchdown in seven-consecutive contests.

MEDIA / PRACTICE SCHEDULE: GAME 8 (SUBJECT TO CHANGE)

MONDAY	TUESDAY	WEDNESDAY	THURSDAY	FRIDAY	SATURDAY	SUNDAY
<p>PRACTICE CLOSED</p> <p>WEEKLY PRESSER</p> <p>Selected Players 12:30 pm</p> <p>Coordinators 12:40 pm</p> <p>Kane Wommack 1 pm</p>	<p>PRACTICE</p> <p>9:00 - 10:40 a.m.</p> <p>Interviews by Request</p>	<p>NO MEDIA AVAILABILITY</p>	<p>GAME DAY</p> <p>at Troy - 6:30 p.m.</p> <p>Veterans Memorial Stadium Troy, Ala.</p> <p>Press Conference Wommack and Selected Players</p> <p>(Locker room is CLOSED to Media)</p>	<p>NO MEDIA AVAILABILITY</p>	<p>NO MEDIA AVAILABILITY</p>	<p>NO MEDIA AVAILABILITY</p>

SOUTH ALABAMA STRATEGIC COMMUNICATIONS

Primary Contact:
Tyler Roper - (801) 518-7941 - roper@southalabama.edu

Secondary Contact:
Kevin Beasley - (251) 377-8164 - kbeasley@southalabama.edu

MEDIA INFORMATION

Information about the Jaguar football team is available on USA's official athletics web site, www.USAJaguars.com. Among the information available at this site are links and pdfs of statistics, game notes and directions as well as photo gallery downloads. Information about the Sun Belt Conference is available at www.sunbeltsports.org.

POST GAME INTERVIEWS

After a 10-minute cooling off period, selected players and coaches will be made available to members of the media for interviews. Requested players and coaches will be accompanied by a South Alabama strategic communications staff member to the designated interview area.

The South Alabama locker room is closed at all times to media. Interview requests will be taken late in the game and every effort will be made to ensure that requested players are available. There will be no interviews conducted on the field, except for the television network that is broadcasting the game. Members of the South Alabama athletics communications staff will help direct you to the postgame interview area.

VISITING TEAM postgame media availability will be coordinated through the visiting SID.

WEEKLY GAME NOTES

Weekly South Alabama game notes will be available at the beginning of game week and will be e-mailed out to media members. Media members looking to be added to the list should e-mail Tyler Roper (roper@southalabama.edu) or Kevin Beasley (kbeasley@southalabama.edu).

INJURY INFORMATION

Student-athletes who are injured during a game will not be allowed to participate in post-game media interviews. Coach Wommack will comment on injuries as he sees fit.

PRACTICES

The South Alabama strategic communications staff encourages coverage of Jaguar Football in addition to game day. The team's practice schedule and availability will be communicated weekly. Please contact the South Alabama strategic communications office in advance if you plan on attending a practice session.

South Alabama Football practices are open to credentialed members of the media for viewing on the condition that media in attendance do not report on any injuries that take place during practice. Media must also refrain from reporting on any players who do not participate in practice due to injury or any other reason.

Media wishing to report on injuries or players who do not practice must ask Coach Wommack for a comment on said players during his post-practice availability. If Coach Wommack chooses not to comment on the player in question, no reporting may take place.

Media who fail to comply with this policy run the risk of losing access to practices.

WEEKLY INTERVIEWS

In-person interviews with members of the coaching staff and student-athletes can be arranged by calling Tyler Roper at (801) 518-7941 or Kevin Beasley at (251) 414-8033 during normal business hours. Interviews with student-athletes MUST be arranged in advance through the media relations office. Players are generally available immediately following practice.

Phone interviews are also available, but will be arranged around the student-athlete's class and practice schedules. Student-athletes' phone numbers are not available under any circumstance. All phone interview requests must be made 24 hours prior.

MEDIA MEMBERS SHOULD NEVER CONTACT STUDENT-ATHLETES DIRECTLY AT ANY TIME. Student-athletes have been instructed to immediately terminate any contact initiated by a member of the media.

CREDENTIALS

Credentials for South Alabama football must be submitted through the credential request portal at USAJaguars.com. This can be found by navigating to the football page, then selecting the media drop down. The South Alabama strategic communications office reserves the right to approve or deny credential requests at their discretion.

Media credentials should be requested by Wednesday of the game week for a Saturday game. Credentials can be picked up at Media Will Call at Entry 7 (east side of Hancock Whitney Stadium).

PHOTOGRAPHERS

Only photographers shooting for accredited media outlets or for the South Alabama Strategic Communications Office will be issued photo passes/vests. Photographers are also allowed to shoot from the stands area along the first row of "blue seats" as long as they **DO NOT** obstruct fans viewing of the game.

WEEKLY PRESS CONFERENCE

South Alabama conducts a weekly press conference on Monday's in the team room of the Jaguar Football Facility.

Head coach Kane Wommack, along with both offensive coordinator (Major Applewhite) and defensive coordinator (Korey Batoon), and selected student-athletes address the media at 12:30 p.m.

SUN BELT TELECONFERENCE

The 14 Sun Belt Conference coaches will be featured on a weekly teleconference each Monday from 10:30 a.m.-12:08 p.m. (CT).

10:30-10:37 a.m.
10:37-10:44 a.m.
10:44-10:51 a.m.
10:51-10:58 a.m.
10:58-11:05 a.m.
11:05-11:12 a.m.
11:12-11:19 a.m.
11:19-11:26 a.m.
11:26-11:33 a.m.
11:33-11:40 a.m.
11:40-11:47 a.m.
11:47-11:54 a.m.
11:54-12:01 p.m.
12:01-12:08 p.m.

Shawn Clark, App State
Tim Beck, Coastal Carolina
Curt Cignetti, James Madison
GJ Kinne, Texas State
Clay Helton, Georgia Southern
Terry Bowden, ULM
Jon Sumrall, Troy
Michael Desormeaux, Louisiana
Will Hall, Southern Miss
Shawn Elliot, Georgia State
Butch Davis, Arkansas State
Ricky Rahne, Old Dominion
Charles Huff, Marshall
Kane Wommack, South Alabama

PRESS BOX

The main press box located on the fourth level in the tower located on the west side of Hancock Whitney Stadium. The press box can be accessed by taking elevators at the base of the tower. Both radio and TV broadcast booths are located on the west side of the stadium.

NUMERICAL | ROSTER

NO	PLAYER	POS	HT	WT	YR	HOMETOWN / PREVIOUS SCHOOL / HIGH SCHOOL
0	Keith Gallmon Jr.	S	5-9	202	R-Sr.	Mobile, Ala. / Mobile Christian School
0	Braylon McReynolds	RB	5-8	187	So.	Mobile, Ala. / McGill-Toolen HS
1	Jalen Jordan	S	5-9	185	Sr.	Lake Cormorant, Miss. / Ole Miss / Lake Cormorant HS
1	Desmond Trotter	QB	6-3	220	Sr.	Irondale, Ala. / Shades Valley HS
2	Carter Bradley	QB	6-3	223	Sr.	Jacksonville, Fla. / Toledo / Providence HS
2	Jaden Voisin	S	6-0	204	R-Jr.	Crestview, Fla. / Crestview HS
3	La'Damian Webb	RB	5-7	210	Sr.	Opelika, Ala. / Jones (Miss.) College / Beauregard HS
3	Rickey Hyatt Jr.	S	6-1	192	R-Jr.	Westerville, Ohio / Kentucky / Westerville Christian HS
4	Caullin Lacy	WR	5-9	185	Jr.	Mobile, Ala. / Faith Academy
4	James Miller	LB	6-2	232	Sr.	Tampa, Fla. / Indiana / Armwood HS
5	Jamaal Pritchett	WR	5-9	172	Jr.	Jackson, Ala. / Tuskegee / Jackson HS
6	Rickey Fletcher	CB	6-2	196	So.	Durant, Miss. / Holmes County HS
6	Jay'uan Townsend	WR	6-0	176	Jr.	Forest, Miss. / Eufaula HS
7	Marquise Robinson	CB	6-1	193	Jr.	Crosby, Miss. / Southwest Mississippi CC / Wilkinson HS
7	Gio Lopez	QB	6-0	223	Fr.	Huntsville, Ala. / James Clemens HS
8	Yam Banks	S	6-1	208	Jr.	Ridgeland, Miss. / Ridgeland HS
8	DJ Thomas-Jones	TE	6-2	252	Sr.	Mobile, Ala. / Ole Miss / Saraland HS
9	Ke'Shun Brown	LB	6-1	235	R-Jr.	Montgomery, Ala. / Texas AGM / G.W. Carver HS
9	Devin Voisin	WR	6-0	194	R-Jr.	Crestview, Fla. / Crestview HS
10	Tanner McGee	QB	6-4	219	R-Jr.	Randleman, N.C. / Randleman HS
10	Quentin Wilfawn	LB	6-1	257	R-Sr.	Oxford, Miss. / Northwest Mississippi CC / Oxford HS
11	Jamie Sheriff	DL	6-2	269	R-Sr.	Terry, Miss. / Mississippi Gulf Coast CC / Terry HS
11	Anthony Eager	WR	6-0	173	Fr.	Mobile, Ala. / McGill-Toolen HS
12	Jamall Hickbottom	DL	6-2	305	Sr.	Mobile, Ala. / Williamson HS
13	Christopher Wallace Jr.	S	6-0	196	So.	Mobile, Ala. / Mary G. Montgomery HS
13	Javon Ivory	WR	6-1	202	R-Jr.	Grove Hill, Ala. / Memphis / Clarke County HS
14	Cole Blaylock	S	6-0	195	Fr.	Mobile, Ala. / UMS-Wright Preparatory School
14	Kentrel Bullock	RB	5-11	204	Jr.	Columbia, Miss. / Ole Miss / Columbia HS
15	Chrystyle Caldwell	LB	6-1	205	R-Fr.	Elba, Ala. / Elba HS
15	Shamar Sandgren	WR	6-2	168	Jr.	Savannah, Ga. / Itawamba CC / Island HS
16	Jamarrien Burt	CB	6-1	168	R-Fr.	Ocala, Fla. / Oklahoma / Forest HS
16	Christopher Davis Jr.	WR	6-0	154	So.	Watson, La. / Live Oak HS
17	Bishop Davenport	QB	6-2	185	R-Fr.	Spring, Texas / Utah State / Spring HS
17	Reggie Neely	CB	6-0	184	Jr.	Memphis, Tenn. / East Mississippi CC / Briarcrest Christian
18	RJ Moss Jr.	DL	6-4	266	So.	Biloxi, Miss. / Biloxi HS
18	Keyshawn Woodyard	WR	6-1	195	R-So.	Mobile, Ala. / UMS-Wright Preparatory School
19	Dallas Gamble	CB	6-0	194	R-Jr.	Booneville, Miss. / Booneville HS
19	Trip Maxwell	QB	6-2	201	Fr.	Flowood, Miss. / Hartfield Academy
20	Lamondre Brooks	DL	6-2	244	So.	Birmingham, Ala. / Huffman HS
20	Brandon Crum	TE	6-4	260	Sr.	Auburn, Ala. / Auburn HS
21	Jarvis Durr	RB	5-11	185	Fr.	Brandon, Miss. / Brandon HS
21	Jordan Norman	DL	6-3	239	Fr.	Hoover, Ala. / Hoover HS
22	Trey Kiser	LB	6-0	233	Sr.	Sulphur, Okla. / NE Oklahoma A&M JC / Sulphur HS
22	PJ Martin	RB	5-10	205	Fr.	New Orleans, La. / De La Salle HS
23	Cash Turner	WR	6-0	157	Fr.	Orange Beach, Ala. / Orange Beach HS
23	Tremel States-Jones	S	6-0	200	So.	Surrey, BC, Canada / Clearwater Academy International
24	Josh Bledsoe	CB	6-0	170	Fr.	Lafayette, Ala. / Lafayette HS
25	Khalil Jacobs	LB	6-2	226	So.	Clearwater, Fla. / Niceville HS
26	Brian Dillard	CB	6-2	190	Jr.	Ocala, Fla. / Independence CC / Lake Weir HS
26	Jonathon Carter	RB	5-9	184	R-Fr.	Troy, Ala. / Charles Henderson HS
27	Jacob Hopper	TE	6-6	257	Jr.	Boaz, Ala. / Sardis HS
27	Gavin Forsha	LB	6-3	225	Jr.	Nashville, Tenn. / Kansas State / Mount Juliet Christian Academy
28	Isaac Mason	S	5-9	192	R-Fr.	Florence, Ala. / Florence HS
28	Travis Drosos	LS	6-0	222	Jr.	Gilbert, Ariz. / Colorado / Perry HS
29	Marco Lee Jr.	RB	6-0	235	Sr.	Columbus, Ga. / Virginia Tech / Hardaway HS
29	Wesley Miller	S	5-11	188	R-Fr.	Columbia, Miss. / Mississippi State / Heritage Academy
30	Charles Coleman III	DL	6-3	283	R-Sr.	Huntsville, Ala. / Mae Jemison HS
30	Stacey Boykins Jr.	WR	6-1	198	Fr.	Daphne, Ala. / Daphne HS
31	Mike Harris	S	5-10	178	R-Jr.	Phenix City, Ala. / Baylor / Central HS
32	Blayne Myrick	LB	6-2	223	So.	Fairhope, Ala. / Fairhope HS
33	Dorian Smith	RB	5-9	175	Fr.	Mobile, Ala. / Faith Academy
33	Alex Shamburger	S	6-2	171	Fr.	Mobile, Ala. / McGill Toolen HS
34	Micah Turner	TE	6-3	213	Fr.	Antioch, Ala. / Straughn HS
34	Jordan Buchanan	S	6-1	168	R-Fr.	Suwanee, Ga. / Purdue / North Gwinnett HS
35	Nick Curtis	DL	6-5	215	R-Jr.	Birmingham, Ala. / Auburn / Kent State / Hoover HS
35	David Delgado	P/K	5-10	175	Jr.	San Diego, Calif. / San Diego State / Hilltop HS
36	Diego Guajardo	PK	6-0	191	Sr.	Spanish Fort, Ala. / Daphne HS
36	Cameron Rutledge	DL	6-1	178	Jr.	McCalla, Ala. / Mississippi College / McAdory HS
37	Jacob Meeks	PK	6-3	202	Sr.	Grand Prairie, Texas / ULM / Forest HS
37	Karon Weary	S	6-2	174	Fr.	Columbia, Miss. / East Marion HS
39	Dalton Hughes	LB	6-2	226	So.	Tupelo, Miss. / Tupelo HS
40	Aleksi Pulkkinen	K	6-4	190	Fr.	Helsinki, Finland / Vuosaari Kukio

ALPHABETICAL | ROSTER

NO	NAME	POS
44	Michael Archie	CB
8	Yam Banks	S
14	Cole Blaylock	S
24	Josh Bledsoe	CB
30	Stacey Boykins Jr.	WR
2	Carter Bradley	QB
20	Lamondre Brooks	LB
9	Ke'Shun Brown	LB
34	Jordan Buchanan	CB
14	Kentrel Bullock	RB
16	Jamarrien Burt	CB
51	Reed Buys	OL
15	Chrystyle Caldwell	LB
77	Malachi Carney	OL
34	Jonathon Carter	RB
30	Charles Coleman III	DL
84	Oakley Coleman	WR
20	Brandon Crum	TE
35	Nick Curtis	DL
17	Bishop Davenport	QB
16	Christopher Davis Jr.	WR
79	Jordan Davis	OL
35	David Delgado	P/K
94	Hamilton DiBoyan	K
26	Brian Dillard	CB
28	Travis Drosos	LS
21	Jarvis Durr	RB
11	Anthony Eager	WR
6	Rickey Fletcher	CB
27	Gavin Forsha	LB
73	Daniel Foster-Allen	OL
0	Keith Gallmon Jr.	S
19	Dallas Gamble	CB
74	Reid Gavin	OL
56	Adrian Griffin	OL
36	Diego Guajardo	PK
31	Mike Harris	S
12	Jamaal Hickbottom	DL
95	Brock Higdon	OL
89	Chris Holifield Jr.	WR
27	Jacob Hooper	TE
62	Kade Hogue	OL
39	Dalton Hughes	LB
3	Rickey Hyatt Jr.	S
13	Javon Ivory	WR
25	Khalil Jacobs	LB
57	Jayson Jarrell	OL
69	Kenton Jerido	OL
90	Carlos Johnson Jr.	DL
1	Jalen Jordan	S
86	Todd Justice	TE
61	Julius Kidd	OL
22	Trey Kiser	LB
4	Caullin Lacy	WR
83	Jace Larsen	WR
29	Marco Lee Jr.	RB
49	Logan Lewis	LB
7	Gio Lopez	QB
55	Dontae Lucas	OL
87	Jack Martin	P
22	PJ Martin	RB
28	Isaac Mason	S
19	Trip Maxwell	QB
65	Josh McCulloch	OL
80	Hollis McDaniel	TE
10	Tanner McGee	QB
0	Braylon McReynolds	RB
37	Jacob Meeks	PK
4	James Miller	LB
29	Wesley Miller	S
43	Taylor Milton	LB
18	R.J. Moss Jr.	OL

NUMERICAL | ROSTER

42	Anthony Zaccaro	LS	6-2	227	Jr.	Melville, N.Y. / Old Dominion / St. Anthony's HS
43	Taylor Milton	LB	6-3	226	Jr.	Zachary, La. / New Mexico State / Zachary HS
44	Michael Archie	CB	6-1	204	Fr.	Pensacola, Fla. / Pensacola Catholic HS
45	Ed Smith IV	DL	6-2	290	So.	Tuscaloosa, Ala. / Central HS
46	Toshi Yamamoto	DL	5-11	220	Fr.	Hoover, Ala. / Hoover HS
47	Eli Ntsasa	S	6-1	187	Jr.	West Linn, Ore. / Laney College / West Linn HS
48	Jordan Williams	LB	6-2	200	Fr.	Metairie, La. / Archbishop Rummel HS
49	Logan Lewis	LB	5-11	225	Fr.	Metairie, La. / Archbishop Rummel HS
51	Reed Buys	OL	6-4	305	R-Jr.	Vicksburg, Miss. / Mississippi State / Warren Central HS
52	John Ward	OL	6-4	290	Fr.	Atmore, Ala. / Northview (Fla.) HS
53	Emauri Sibley	LB	6-0	200	So.	Zachary, La. / Arkansas-Monticello / Zachary HS
55	Dontae Lucas	OL	6-4	317	Sr.	Overton, Fla. / Florida State / IMG Academy
55	Maurice Strong Jr.	DL	6-1	294	Sr.	Raiford, Fla. / Union County HS
56	Adrian Griffin	OL	6-5	281	Fr.	Pleasant Grove, Ala. / Pleasant Grove HS
57	Jayson Jarrell	OL	6-0	300	Jr.	Fairhope, Ala. / Birmingham Southern / Fairhope HS
59	Sam Williams	OL	6-0	291	R-Fr.	Pascagoula, Miss. / Resurrection Catholic School
61	Julius Kidd	OL	6-2	318	R-Fr.	Mobile, Ala. / Davidson HS
62	Kade Hogue	OL	6-1	295	R-Fr.	Daphne, Ala. / Goode Elite Prep / Bessemer Academy
65	Josh McCulloch	OL	6-3	312	Sr.	Houston, Texas / Aldine Benjamin Davis HS
67	Reggie Smith	OL	6-1	314	R-Sr.	Pensacola, Fla. / Escambia HS
69	Kenton Jerido	OL	6-2	331	So.	Tuscaloosa, Ala. / Northridge HS
70	Adrein Strickland	OL	6-6	332	So.	Panama City, Fla. / Mosley HS
71	James Robinson	OL	6-4	330	R-Jr.	Montgomery, Ala. / Tennessee / G. W. Carver HS
73	Daniel Foster-Allen	OL	6-3	298	R-Fr.	Mobile, Ala. / Auburn / St. Paul's Episcopal School
74	Reid Gavin	OL	6-4	331	So.	Ellisville, Miss. / South Jones HS
74	Johnathan Street	DL	6-2	290	R-Jr.	State Line, Miss. / Holmes County CC
75	Damon Parr	OL	6-6	349	So.	Jacksonville, Ala. / Pleasant Valley HS
76	Lucas Taylor	OL	6-5	330	R-Fr.	Mobile, Ala. / Mississippi State / St. Paul's Episcopal HS
77	Malachi Carney	OL	6-4	315	R-Fr.	Pleasant Grove, Ala. / Pleasant Grove HS
79	Jordan Davis	OL	6-5	319	R-So.	Fairburn, Ga. / South Carolina / Creekside HS
80	Hollis McDaniel	TE	6-3	205	Fr.	New Orleans, La. / Jesuit HS
81	Jeremiah Webb	WR	5-11	192	R-Jr.	Chicago, Ill. / South Dakota / Urban Prep Academy
82	Trent Thomas	TE	6-4	235	Fr.	Mobile, Ala. / Cottage Hill HS
83	Jace Larsen	WR	6-1	161	Fr.	New Orleans, La. / Jesuit HS
84	Oakley Coleman	WR	6-3	185	R-Jr.	Mobile, Ala. / McGill-Toolen HS
85	Caeleb Schlachter	WR	6-3	192	R-Fr.	Kelowna, B.C., Canada / Clearwater Academy International
86	Todd Justice	TE	6-3	244	R-Jr.	Chelsea, Ala. / Chelsea HS
87	Jack Martin	P	5-11	178	Sr.	Mobile, Ala. / Alabama / McGill-Toolen HS
88	Lincoln Sefcik	TE	6-3	248	Sr.	Enid, Okla. / Northeastern Oklahoma AGM JC / Enid HS
89	Chris Holifield Jr.	WR	5-10	184	R-Jr.	Mobile, Ala. / Pearl River CC / LeFlore HS
90	Carlos Johnson Jr.	DL	6-0	282	R-Jr.	Mobile, Ala. / Spanish Fort HS
91	Nathan Rawlins-Kibonge	DL	6-6	240	R-So.	Portland, Ore. / Oklahoma / Jefferson HS
93	Baxter Turner	LS	5-10	188	Fr.	Saraland, Ala. / Saraland HS
94	Hamilton DiBoyan	K	5-11	155	Fr.	Alpharetta, Ga. / Denmark HS
95	Brock Higdon	DL	6-7	268	Jr.	Pelham, Ala. / Pelham HS
96	Eli Webb	LB	6-2	222	So.	Fairhope, Ala. / Belhaven / Fairhope HS
97	Devery Smith	DL	6-1	280	Jr.	Daphne, Ala. / Daphne HS / East Central CC / Dodge City
99	Wy'Kevious Thomas	DL	6-2	308	R-Jr.	Riverdale, Ga. / Riverdale HS

COACHING STAFF

HEAD COACH

Kane Wommack (Southern Miss, '09)

ASSISTANT COACHES

Matt Shadeed (Southern Mississippi '09)	Assistant Head Coach / Director of Football Athletic Performance
Major Applewhite (Texas, '02)	Offensive Coordinator / Quarterbacks
Corey Batoon (Long Beach State, '91)	Defensive Coordinator / Safties
Rob Ezell (Alabama, '11)	Tight Ends
Michael Smith (Kansas State, '95)	Wide Receivers
Gordon Steele (Valdosta State, '10)	Offensive Line
Landis Wilkerson (Alabama State, '05)	Defensive Line
Will Windham (Mississippi State, '07)	Linebackers
Antonio Bradford (Alabama State, '04)	Running Backs
Jay Hopson (Ole Miss, '92)	Cornerbacks
Tre Williams (Auburn, '17)	Special Teams / Defensive Assistant

ANALYSTS / GRADUATE ASSISTANT COACHES

Doug Ruse (Northwest Missouri State '86)	Quality Control Analyst (Offense)
Kyle Skierski (UC Davis, '06)	Quality Control Analyst (Defense)
Cameron Cleminson (Michigan State, '18)	Defense
Adam Mann (Huntington College, '19)	Offense
Eric Ponio (Arkansas, '17)	Offense

ALPHABETICAL | ROSTER

NO	NAME	POS
32	Blayne Myrick	LB
17	Reggie Neely	CB
21	Jordan Norman	DL
47	Eli Ntsasa	S
75	Damon Parr	OL
5	Jamaal Pritchett	WR
40	Aleksi Pulkkinen	PK
91	Nathan Rawlins-Kobonge	DL
71	James Robinson	OL
7	Marquise Robinson	CB
36	Cameron Rutledge	DL
15	Shamar Sandgren	WR
85	Caeleb Schlachter	WR
88	Lincoln Sefcik	TE
33	Alex Shamburger	S
11	Jamie Sheriff	DL
53	Emauri Sibley	LB
97	Devery Smith	DL
33	Dorian Smith	RB
45	Ed Smith IV	OL
67	Reggie Smith	OL
23	Tremel States-Jones	S
74	Johnathan Street	DL
70	Adrein Strickland	OL
55	Maurice Strong Jr.	DL
76	Lucas Taylor	OL
99	Wy'Kevious Thomas	DL
82	Trent Thomas	TE
8	DJ Thomas-Jones	TE
6	Jay'juan Townsend	WR
1	Desmond Trotter	QB
93	Baxter Turner	LS
23	Cash Turner	WR
34	Micah Turner	TE
9	Devin Voisin	WR
2	Jaden Voisin	S
13	Christopher Wallace Jr.	S
52	John Ward	OL
37	Karon Weary	S
96	Eli Webb	LB
81	Jeremiah Webb	WR
3	La'Damian Webb	RB
10	Quentin Wilfawn	LB
48	Jordon Williams	LB
59	Sam Williams	OL
18	Keyshawn Woodyard	WR
46	Toshi Yamamoto	DL
42	Anthony Zaccaro	LS

SOUTH ALABAMA | DEPTH CHART

OFFENSE

LT	79	Jordan Davis	6-5	319	R-So.
	85	Josh McCulloch	6-3	312	Sr.
LG	51	Reed Buys	6-4	305	R-Jr.
	71	James Robinson	6-4	330	R-Jr.
C	67	Reggie Smith	6-1	314	Sr.
	69	Kenton Jerido	6-2	331	So.
RG	55	Dontae Lucas	6-4	322	Sr.
	74	Reid Gavin	6-4	331	So.
RT	70	Adrein Strickland	6-6	332	So.
	77	Malachi Carney	6-4	315	R-Fr.
QB	2	Carter Bradley	6-3	223	Sr.
	1	Desmond Trotter	6-3	220	Sr.
	7	Gio Lopez	6-1	223	Fr.
RB	3	La'Damian Webb	5-7	210	Sr.
	14	Kentrel Bullock	5-11	204	Jr.
TE	88	Lincoln Sefcik	6-3	248	Sr.
	8	DJ Thomas-Jones	6-3	252	Sr.
TE	20	Brandon Crum	6-4	260	Sr.
	27	Jacob Hopper	6-6	257	Jr.
HWR	4	Caullin Lacy	5-10	190	Jr.
	11	Anthony Eager	6-0	173	Fr.
ZWR	13	Javon Ivory	6-1	202	R-Jr.
	15	Shamar Sandgren	6-0	171	Jr.
XWR	5	Jamaal Pritchett	5-8	172	So.
	6	Jay'juan Townsend	6-0	176	Jr.

DEFENSE

BANDIT	11	Jamie Sheriff	6-2	269	R-Sr.
	95	Brock Higdon	6-7	268	R-Jr.
NG	99	Wy'Kevious Thomas	6-2	308	R-Jr.
	12	Jamall Hickbottom	6-2	305	Sr.
DT	30	Charles Coleman III	6-3	283	Sr.
	90	Carlos Johnson Jr.	6-0	282	Jr.
HUSKY	8	Yam Banks	6-1	208	Jr.
	13	Christopher Wallace Jr.	6-0	196	So.
MIKE	4	James Miller	6-1	232	Sr.
	25	Khalil Jacobs	6-2	226	So.
STING	22	Trey Kiser	6-0	233	Sr.
	9	Ke'Shun Brown	6-1	235	R-Jr.
WOLF	10	Quentin Wilfawn	6-1	257	R-Jr.
	20	Lamondre Brooks	6-2	244	So.
FCB	6	Ricky Fletcher	6-2	196	So.
	17	Reggie Neely	6-0	184	Jr.
ROVER	31	Mike Harris	5-10	178	R-Jr.
	1	Jalen Jordan	5-9	185	Sr.
FS	2	Jaden Voisin	6-0	204	R-Jr.
	3	Rickey Hyatt Jr.	6-1	203	R-Jr.
BCB	7	Marquise Robinson	6-1	193	Jr.
	19	Dallas Gamble	6-0	194	R-Jr.

SPECIALISTS

PK	36	Diego Guajardo	6-0	191	Sr.
KOS	37	Jacob Meeks	6-3	202	Sr.
P	87	Jack Martin	5-11	178	Sr.
LS	28	Travis Drosos	6-0	222	Jr.
H	87	Jack Martin	5-11	178	Sr.
PR	4	Caullin Lacy	5-10	190	Jr.
KR	14	Kentrel Bullock	5-11	204	Jr.
^or-	4	Caullin Lacy	5-10	190	Jr.

ASSISTANT COACHES



Major Applewhite
OC/Quarterbacks
Booth



Corey Batoon
DC/Safeties
Booth



Antonio Bradford
Running Backs
Field



Rob Ezell
Tight Ends
Field



Jay Hopson
Cornerbacks
Field



Michael Smith
Receivers
Field



Gordon Steele
Offensive Line
Field



Landius Wilkerson
Defensive Line
Field



Will Windham
Linebackers
Field



Tre' Williams
Special Teams Coord.
Field

PRONUNCIATION GUIDE

LAMONDRE Brooks	Luh-mahn-dre
KE'SHUN Brown	KEY-shun
JAMARRIEN Burt	Juh-mare-ee-un
CHRYSTYILE Caldwell	CHRIS-tile
Hamilton DIBOYAN	Dib-oye-in
Travis DROSOS	Dros-ose
Diego GUAJARDO	Gua-har-doh
Jayson JARRELL	Jurr-ell
KENTON JERIDO	Ken-tun Jer-i-doh
CAULLIN Lacy	Call-un
Eli NTSASA	in-sauce-uh
ALEKSI PULKKINEN	Pulk-in-en
Nathan Rawlins- KIBONGE	Kib-on-gay
Caleb SCHLACHTER	Shlaugh-k-ter
Lincoln SEFCIK	Seff-sick
EMAURI SIBLEY	Imm-are-ee
TREMEL States-Jones	Trim-el
WY'KEVIOUS Thomas	Why-KEY-vee-us
JAY'JUAN Townsend	Jay-jew-on
Devin VOISON	Voy-son
Jaden VOISON	Voy-son
Kane WOMMACK	WAH-mick
KARON Weary	KAH-RON
TOSHI YAMAMOTO	Toe-she Ya-ma-mo-toe
Anthony ZACCARO	Zuh-Car-oh

THE WOMMACK FILE

Born	April 19, 1987
Hometown	Springfield, Mo.
Wife	Melissa
Children	Asher, Tatum, Jones

PLAYING HISTORY

Year	School
2005-06	Arkansas
2007-09	Southern Miss

COACHING HISTORY

Year	School	Position
2010	UT-Martin	Quarterbacks
2011	Jacksonville State	GA/Defensive Line
2012-13	Ole Miss	GA/Safeties
2014-15	Eastern Illinois	Defensive Coordinator
2016-17	South Alabama	Defensive Coordinator
2018	Indiana	Linebackers
2019-20	Indiana	Defensive Coordinator
2021-present	South Alabama	Head Coach

YEAR-BY-YEAR RECORD

Year	School	Record
2021	South Alabama	5-7
2022	South Alabama	10-3
2023	South Alabama	4-4

RECORD AGAINST OPPONENTS

Alcorn State	1-0
App State	0-1
Arkansas State	2-0
Bowling Green	1-0
Central Michigan	1-1
Coastal Carolina	0-1
Georgia Southern	2-0
James Madison	0-1
Louisiana	1-2
Louisiana Tech	1-0
Nicholls	1-0
Oklahoma State	1-0
Old Dominion	1-0
Southeastern Louisiana	1-0
Southern Miss	3-0
Tennessee	0-1
Texas State	1-1
Troy	0-2
Tulane	0-1
UCLA	0-1
ULM	2-1
Western Kentucky	0-1

**HEAD COACH | KANE WOMMACK (19-14, 11-9 SBC)**

Kane Wommack (pronounced WAH-mick), is in his third year as the head coach of the University of South Alabama football program after being named the leader of the program on December 12, 2020 and was the youngest at the NCAA FBS level.

The Jaguars' defensive coordinator in 2016 and '17 returned to the program after working three years as linebackers' coach at Indiana, including serving as the Hoosiers' defensive coordinator his final two seasons. He was a finalist for The Broyles Award given to the top NCAA Football Bowl Subdivision assistant coach prior to being named the head coach of the Jags.

He is a member of the American Football Coaches Association (AFCA) Board of Trustees.

Year two at the helm in Mobile saw the South Alabama football program register a record-setting season in which the team won 10 games and made a trip to the R+L Carriers New Orleans Bowl.

The Jags ended the 2022 campaign with a 10-3 record and finished second in the Sun Belt Conference West Division. The 10 wins were the most of any South Alabama team during FBS play and tied the school record for wins in a season dating back to the inception of the program. South Alabama had 14 players selected to all-conference teams at the end of the year with La'Damian Webb and Yam Banks earning first-team honors and Banks earning All-American honors at the end of the year.

The program had a pair of players - Jalen Wayne and Darrell Luter, Jr. - named to the Reese's Senior Bowl and were selected to participate in the NFL Combine. James Jackson was also selected to play in the NFLPA Collegiate Bowl following the season.

In his first season in Mobile, South Alabama finished the 2021 season 5-7 and had eight players picked up honors from the Sun Belt Conference including Sun Belt Offensive Player of the Year Jalen Tolbert who became the first draftee in the NFL during the Wommack era. The Jags' Tolbert and Darrell Luter, Jr. were named First Team All-Conference, while Keith Gallmon, Jr. and Lincoln Sefcik earned second- and third-team honors respectively. Meanwhile, Jake Bentley, Jack Brooks, Wy'Kevious Thomas and Jalen Wayne earned honorable mention honors.

Prior to his return to South Alabama, Wommack was one of five finalists for the Broyles Award in the fall after his efforts helped IU post a 6-2 mark overall on the way to finishing 12th in the final Associated Press poll after earning an invitation to the Outback Bowl. His unit led the Big Ten Conference with both 17 interceptions and a 64 percent red zone defensive rate - ranking first in the country in the latter category and second in the former - while also pacing the league with 20 takeaways and 3.12 sacks per contest. The Hoosiers also finished 10th nationally in turnover margin (1.00) and were among the top 25 in scoring (20.2 points per game) and passing efficiency (120.96 rating) as well in 2020.

Following the season, seven members of the IU defense earned all-Big Ten honors including a school-record four - Jamar Johnson, Jerome Johnson, Micah McFadden and Tiawan Mullen - first-team selections. Mullen also became the first cornerback in program history to earn first-team All-America honors after being recognized by the Football Writers Association of America (FWAA) while McFadden was a third-team Associated Press All-American.

In his first year as the youngest Power 5 defensive coordinator, Wommack led IU to top-50 rankings nationally in scoring, total, rush and pass defense for the first time since 1993. His efforts helped the Hoosiers hold four opponents to three points or less, the most in one season since limiting five to three or fewer in 1945.

Wommack was the Jaguars' defensive coordinator and linebackers coach during the 2016 and '17 campaigns, leading a unit that was among the top 10 in the country in passing defense (174.6 ypg) while allowing over 10 points fewer than the previous season - the fifth-best improvement in the NCAA FBS that fall - his first year on the staff. In 2017, South was in the top 15 nationally in both red zone defense and fumble recoveries as the Jags recorded 20 takeaways both seasons he was in charge of the defense.

Under his direction, Jeremy Reaves - currently with the Washington Football Team in the National Football League - was a two-time first-team all-Sun Belt Conference selection and the program's first-ever individual to receive an individual award from the league after being named the Defensive Player of the Year in 2017. After ranking in the top 10 in the nation in both sacks and tackles for loss in 2016, Randy Allen was voted first-team all-Sun Belt while linebackers Bull Barge, Roman Buchanan, Kalen Jackson and Darrell Sony each earned all-league accolades during Wommack's two years at South.

Prior to his arrival at South, Wommack was the defensive coordinator and safeties coach at Eastern Illinois, where he helped the Panthers make a first-round appearance in the NCAA Division I Football Championship Subdivision playoffs while finishing in the top 25 of the final national poll in 2015. That fall, EIU's defense ranked second nationally in interceptions (19), third in takeaways (31), fourth in pass efficiency defense (103.0), eighth in red zone defense (67.3%) and 10th in tackles for loss (98) while Dino Fanti was named the 2015 Ohio Valley Conference co-Defensive Player of the Year. In his first year with the program, the Panthers ranked second in the league in scoring defense and fourth in takeaways as four members of the unit earned all-OVC honors.

Wommack also has experience having worked at Tennessee-Martin in 2010, Jacksonville State in '11 - where he helped the Gamecocks claim a share of the OVC championship - and Ole Miss during the 2012 and '13 seasons.

He began his collegiate playing career at Arkansas, where he was a fullback in 2005 and '06, helping the Razorbacks win the Southeastern Conference West Division title his second year. After transferring to Southern Mississippi, Wommack helped the Golden Eagles to three straight bowl appearances before earning his undergraduate degree in political science in 2009; he began his coaching career as a volunteer assistant while at the school.

Wommack and his wife Melissa have three sons: Asher, Tatum and Jones. His father, Dave, had more than 35 years of experience coaching at the collegiate level, including serving as defensive coordinator at Ole Miss before retiring following the 2016 season.

SOUTH ALABAMA | NOTES

ALL-TIME VS. TROY

South Alabama Trails 3-8 | Current Streak: Troy W5

10/20/22 - South Alabama 6, Troy 10
 11/6/21 - South Alabama 24, Troy 31
 12/5/20 - South Alabama 0, Troy 29
 10/16/19 - South Alabama 13, Troy 37
 10/23/18 - South Alabama 17, Troy 38
 10/11/17 - South Alabama 19, Troy 8
 10/20/16 - South Alabama 21, Troy 28
 10/3/15 - South Alabama 24, Troy 18
 10/24/14 - South Alabama 27, Troy 13
 10/5/13 - South Alabama 33, Troy 34
 9/29/12 - South Alabama 10, Troy 31

in Mobile: South Alabama trails 1-5
in Troy: South Alabama trails 2-3

SERIES STATS & SUPERLATIVES

Series Points: South Alabama (194) | Troy (277)

Games decided by 7 points or less: 5 (USA trails 1-4)

Longest winning streak by South Alabama: 2 (2014-15)

Longest winning streak by Troy: 5 (Current)

Last win by South Alabama: 2017 (19-8)

Last win by Troy: 2022 (10-6)

SOUTH ALABAMA

Average Points: 17.6 (194 points / 11 games)

Average Points in wins: 23.3 (70 points / 3 games)

Average Points in losses: 15.5 (124 points / 8 games)

TROY

Average Points: 25.2 (277 points / 11 games)

Average Points in wins: 29.8 (238 / 8 games)

SOUTH ALABAMA

Average Margin of Victory: 10.3

Average Margin of Defeat: 11.6

Most Points Scored: 33 (2013)

Fewest Points Scored: 0 (2020)

Most Points Allowed: 38 (2018)

Fewest Points Allowed: 8 (2017)

Largest Margin of Victory: 14 (2014)

Largest Margin of Defeat: 29 (2020)

Smallest Margin of Victory: 6 (2015)

Smallest Margin of Defeat: 1 (2013)

DOUBLE TROUBLE

- Wide receivers Caullin Lacy and Jamaal Pritchett have each recorded 100-yard receiving nights in the same game in back-to-back contests

- South Alabama's game against Louisiana was just the sixth time in program history that two receivers have each had 100 yards or more in the same game

HAVE A NIGHT, Q!

- Against Louisiana, linebacker Quentin Wilfawn had the best game of his career

- Wilfawn had 15 tackles on the night, the most in a single game in his career. He also piled up 4.5 tackles for loss, which tied the program record for most in a single game

- His 15 tackles were the ninth-most in a single game in program history

STREAKING

- Caullin Lacy has now caught a pass in 33-straight games. He is just three games behind Jalen Tolbert (36) for the second-longest streak in program history

A LOT OF POINTS

- The 130 total points over the last three games for the Jaguars set a new program record over a stretch of three-straight Sun Belt Conference games, besting the previous mark of 111 set during the 2014 season (34, at Idaho; 47, at App State; 30, Georgia State)

BRADLEY BALLING

- Carter Bradley has thrown a TD pass in 13 of last 14 games dating back to last season and 18 of his 21 contests as a Jag

- With his two passing touchdowns against Louisiana, Bradley now has 13 multi-TD passing games in his career at South Alabama

- The 381 yards passing by Bradley in Saturday's game now rank as the third-most by a Jaguar quarterback in a single game

- Bradley (5,547) also moved into first-place on South Alabama's career total yards of offense, passing Ross Metheny's (5,515, 2012-13) previous mark

UNIFORM TRACKER

OPPONENT	HELMET, JERSEY, PANTS
at Tulane:	White, White, White
SLU:	White, Red, Blue
at Oklahoma State:	White, White, Red
Central Michigan:	White, Red, White
at James Madison:	White, White, Blue
at ULM:	White, White, White
Southern Miss:	White, Red, White
Louisiana:	White, Blue, Blue

#OURCITY | #LEO

- Since the arrival of head coach Kane Wommack, two of the main focuses have been to make South Alabama Mobile's team and the #LEO

- LEO, which stands for LOVE EACH OTHER, is defined as genuine consideration toward our city, university, and each other

- There has been a concerted effort to bring in local talent from the talent-rich area whether it be from the prep ranks or the transfer portal

- Once again, South has several players from the Mobile/Baldwin County area on the 2023 roster:

Cole Blaylock	UMS-Wright
Stacey Boykins Jr.	Daphne
Oakley Coleman	McGill-Toolen
Anthony Eager	McGill-Toolen
Daniel Foster-Allen	St. Paul's
Keith Gallmon Jr.	Mobile Christian
Diego Guajardo	Daphne
Jamall Hickbottom	Williamson
Kade Hogue	Bessemer Academy
Chris Holifield Jr.	LeFlore
Jayson Jarrell	Fairhope
Carlos Johnson Jr.	Spanish Fort
Julius Kidd	Davidson
Caullin Lacy	Faith Academy
Jack Martin	McGill-Toolen

Braylon McReynolds	McGill-Toolen
Blayne Myrick	Fairhope
Dorian Smith	Faith Academy
Alex Shamburger	McGill-Toolen
Devrey Smith	Daphne
Dorian Smith	Faith
Lucas Taylor	St. Paul's
Trent Thomas	Cottage Hill Christian
DJ Thomas-Jones	Saraland
Baxter Turner	Saraland
Christopher Wallace Jr.	Mary G. Montgomery
Eli Webb	Fairhope
Keyshawn Woodyard	UMS-Wright

NATIONAL RESPECT

- Coming off its first 10-win season since the 2010 campaign and the program's third bowl game appearance, South Alabama received several preseason honors

- The Jaguars received eight votes in the preseason Top 25 Coaches Poll and a vote in the Associated Press Top 25, the first time the program has received votes in either preseason poll

- Individually, seven players on the 2023 roster were named to 15 different national preseason watch lists: **Yam Banks** (Bronko Nagurski Award, Paycom Jim Thorpe Award, Chuck Bednarik Award, Reese's Senior Bowl), **Carter Bradley** (Manning Award, Maxwell Award, Davey O'Brien Award, Wuerfell Award, Reese's Senior Bowl, Johnny Unitas Golden Arm Award), **Diego Guajardo** (Lou Groza Award), **Caullin Lacy** (Biletnikoff Award, Paul Hornung Award, Reese's Senior Bowl), **Devin Voisin** (Biletnikoff Award), **La'Damian Webb** (Doak Walker Award, Maxwell Award, Reese's Senior Bowl) and **Wy'Kevious Thomas** (Reese's Senior Bowl).

- The 15 watch list selections are by far the most in program history

JAG GRADS

- There are currently 21 players on the Jaguar roster who have earned their undergraduate degrees

Carter Bradley, QB	Interdisciplinary Studies
Reed Buys, DL	Business Administration
Charles Coleman III, DL	Sports Management & Rec. Studies
Nic Curtis, DL	Interdisciplinary Studies
Keith Gallmon, Jr., S	Business Management
Dallas Gamble, CB	Sports Management & Rec. Studies
Jamall Hickbottom, DL	Sports Management & Rec. Studies
Brock Higdon, DE	Exercise Science
Jalen Jordan, S	Interdisciplinary Studies
Todd Justice, TE	Exercise Science
Trey Kiser, LB	Criminal Justice
Marco Lee, RB	Sociology
Josh McCullough, OL	Communications
Tanner McGe, QB	Biology
Jacob Meeks, K	History
Lincoln Sefcik, TE	Interdisciplinary Studies
Jamie Sheriff, DL	Interdisciplinary Studies
Reggie Smith, DL	Sports Management & Rec. Studies
Maurice Strong, DL	Interdisciplinary Studies
Desmond Trotter, QB	Sports Management & Rec. Studies
Quentin Wilfawn, LB	Exercise Science

LAST TIME | THEY MET

TROY	0	7	0	3	10
SOUTH ALABAMA	0	3	0	3	6

Oct. 20, 2022 | Hancock Whitney Stadium | Mobile, Ala.

Jaguar Football falls to Troy in Annual "Battle For The Belt"

MOBILE, Ala. | Troy held South Alabama to a season low in points and total offense as the Trojans picked up a 10-6 victory over the Jaguars in the Annual "Battle For The Belt" Thursday night at Hancock Whitney Stadium.

South Alabama (5-2, 2-1 SBC) was held without a touchdown and a pair of field goals, while only finishing with 246 total yards of offense and 31 yards on the ground.

Carter Bradley was 29-of-40 through the air for 215 yards and an interception, while Jalen Wayne and Devin Voisin had nine receptions each. D. Voisin nearly recorded his second-straight 100-yard game as he ended the night with 93 yards.

The Jaguar defense limited Troy to three second-half points and posted season highs in sacks (4) and tackles for loss (8). Trey Kiser led the way with nine total tackles - including six solo - and a tackle for loss. Yam Banks had six tackles, all solo, and recorded his fourth interception of the season. Jalen Jordan and Jaden Voisin also had six tackles. Jamie Sherriff and Charles Coleman III were each credited with 1½ sacks. Two of CJ Rias' four tackles came behind the line of scrimmage.

STAT LEADERS

TROY

Rushing	Att.	Yds	TD	Long	Avg.
Billingsley, DK	19	86	1	11	4.5
Vidal, Kimani	17	64	0	16	3.8
Watson, Gunnar	1	-3	0	0	-3.0
Doege, Jarret	4	-19	0	0	-4.8
Totals	41	128	1	16	3.1

Passing	C-A-I	Yds	TD	Long	Sk
Doege, Jarret	10-15-1	84	0	18	3
Watson, Gunnar	4-4-0	54	0	36	1
Totals	14-19-1	138	0	36	4

Receiving	No.	Yds	TD	Long
Johnson, Tez	4	57	0	36
Johnson, Rajae'	4	56	0	18
Stoudemire, Deshon	1	8	0	8
Billingsley, DK	2	7	0	5
Vidal, Kimani	1	6	0	6
Ross, Devonte	2	4	0	2
Totals	14	138	0	36

SOUTH ALABAMA

Rushing	Att.	Yds	TD	Long	Avg.
Wells, Omni	4	21	0	11	5.3
Webb, La'Damian	8	12	0	15	1.5
Lee, Marco Jr.	2	2	0	5	1.0
Bradley, Carter	7	-4	0	4	-0.6
Totals	21	31	0	15	1.5

Passing	C-A-I	Yds	TD	Long	Sk
Bradley, Carter	29-40-1	215	0	21	3
TEAM	0-1-0	0	0	0	0
Totals	29-41-1	215	0	21	3

Receiving	No.	Yds	TD	Long
Voisin, Devin	9	93	0	21
Wayne, Jalen	9	68	0	16
Lacy, Cautlin	7	50	0	15
Webb, La'Damian	1	9	0	9
Thomas-Jones, DJ	1	6	0	6
Wells, Omni	2	2	0	2
Totals	29	228	0	21

SCORING SUMMARY

Qtr	Score	Time	Team	Scoring Play (Drive Summary)
2nd	0-7	14:56	Troy	Billingsley, 5-yard run (10 plays, 67 yards, TOP 5:13)
2nd	3-7	0:00	USA	Guajardo, 41-yard field goal (9 plays, 53 yards, TOP 1:05)
4th	6-7	10:27	USA	Guajardo, 32-yard field goal (10 plays, 60 yards, TOP 4:21)
4th	6-10	7:35	Troy	Buce, 51-yard field goal (6 plays, 42 yards, TOP 2:52)



2023 | HONORS

YAM BANKS - S

Reese's Senior Bowl Watch List (Preseason)
 Chuck Bednarik Award Watch List (Preseason)
 Manning Award Watch List (Preseason)
 Paycom Jim Thorpe Award Watch List (Preseason)
 Bronko Nagurski Award Watch List (Preseason)
 KillerFrogs College Football Preseason All-America Team (First Team)
 Phil Steele Preseason All-America Team (Fourth Team)
 College Football News Preseason All-America Team (Fourth Team)
 First-Team Preseason All-Conference (Sun Belt)
 East-West Shrine Bowl 1000 - Preseason
 Athlon Sports All-Sun Belt (First Team) - Preseason
 Phil Steele All-Sun Belt (First Team) - Preseason
 PFF All-Sun Belt (First Team) - Preseason
 College Football Network - Sun Belt Cornerback of the Year
 College Football Network (First Team - CB) - Preseason

CARTER BRADLEY - QB

Reese's Senior Bowl Watch List (Preseason)
 Johnny Unitas Golden Arm Award (Preseason)
 Manning Award Watch List (Preseason)
 Davey O'Brien Watch List (Preseason)
 Maxwell Award Watch List (Preseason)
 Wuerffel Trophy Watch List (Preseason)
 Second Team Preseason All-Conference (Sun Belt)
 Athlon Sports All-Sun Belt (Second Team) - Preseason
 Phil Steele All-Sun Belt (Second Team) - Preseason
 PFF All-Sun Belt (Second Team) - Preseason
 College Football Network (Third Team - QB) - Preseason

CHARLES COLEMAN III - DE

College Football Network (Third Team - Edge) - Preseason

TRAVIS DROSOS - LS

Phil Steele All-Sun Belt (Fourth Team) - Preseason

KEITH GALLON, JR. - S

Second Team Preseason All-Conference (Sun Belt)
 PFF All-Sun Belt (First Team) - Preseason
 Athlon Sports All-Sun Belt (First Team) - Preseason
 College Football Network (Second Team - S) - Preseason

DIEGO GUAJARDO - K

Lou Groza Award Watch List (Preseason)
 Second Team Preseason All-Conference (Sun Belt)
 Athlon Sports All-Sun Belt (Second Team) - Preseason
 Phil Steele All-Sun Belt (Second Team) - Preseason
 PFF All-Sun Belt (Second Team) - Preseason
 College Football Network (Second Team - K) - Preseason

BROCK HIGDON - DE

College Football Network (Honorable Mention - Edge) - Preseason

TREY KISER - LB

Athlon Sports All-Sun Belt (Second Team) - Preseason
 Phil Steele All-Sun Belt (Third Team) - Preseason
 PFF All-Sun Belt (Third Team) - Preseason
 College Football Network (First Team - ST) - Preseason
 College Football Network (Third Team - LB) - Preseason

CAULLIN LACY - WR / PR

Reese's Senior Bowl Watch List (Preseason)
 Biletnikoff Award Watch List (Preseason)
 Paul Hornung Award Watch List (Preseason)
 Second Team Preseason All-Conference (Sun Belt)
 East-West Shrine Bowl 1000 - Preseason
 Athlon Sports All-Sun Belt (First Team - PR) - Preseason
 Athlon Sports All-Sun Belt (Third Team - WR) - Preseason
 Phil Steele All-Sun Belt (First Team) - Preseason
 PFF All-Sun Belt (First Team - WR) - Preseason
 PFF All-Sun Belt (Second Team - RS) - Preseason
 College Football Network (First Team - PR) - Preseason
 College Football Network (Third Team - WR) - Preseason

DONTAE LUCAS - OG

Phil Steele All-Sun Belt (Second Team) - Preseason

JOSH McCULLOCH - OL

Athlon Sports All-Sun Belt (Fourth Team) - Preseason
 PFF All-Sun Belt (Second Team) - Preseason
 College Football Network (Third Team - OT) - Preseason

BRAYLON McREYNOLDS - KR

Athlon Sports All-Sun Belt (Third Team) - Preseason
 Phil Steele All-Sun Belt (Fourth Team) - Preseason
 College Football Network (Second Team - KR) - Preseason

JAMES MILLER - LB

Athlon Sports All-Sun Belt (Third Team) - Preseason
 Phil Steele All-Sun Belt (Third Team) - Preseason

MARQUISE ROBINSON - CB

Athlon Sports All-Sun Belt (Third Team) - Preseason
 Phil Steele All-Sun Belt (Second Team) - Preseason

JAMIE SHERIFF - DE

Athlon Sports All-Sun Belt (Third Team) - Preseason
 Phil Steele All-Sun Belt (Second Team) - Preseason
 PFF All-Sun Belt (Third Team) - Preseason
 College Football Network (First Team - Edge) - Preseason

REGGIE SMITH - OL

Athlon Sports All-Sun Belt (Fourth Team) - Preseason
 College Football Network (Honorable Mention - C) - Preseason

ADRIEN STRICKLAND - OT

Phil Steele All-Sun Belt (Fourth Team) - Preseason

WY'KEVIOUS THOMAS - DT

Reese's Senior Bowl Watch List (Preseason)
 Second Team Preseason All-Conference (Sun Belt)
 Athlon Sports All-Sun Belt (Second Team) - Preseason
 Phil Steele All-Sun Belt (Second Team) - Preseason
 PFF All-Sun Belt (Third Team) - Preseason
 College Football Network (Third Team - DT) - Preseason

D.J. THOMAS-JONES - TE

Phil Steele All-Sun Belt (Second Team) - Preseason
 PFF All-Sun Belt (Third Team) - Preseason

DEVIN VOISIN - WR

Biletnikoff Award Watch List (Preseason)
 Second Team Preseason All-Conference (Sun Belt)
 East-West Shrine Bowl 1000 - Preseason
 Athlon Sports All-Sun Belt (Second Team) - Preseason
 Phil Steele All-Sun Belt (Second Team) - Preseason
 PFF All-Sun Belt (Second Team) - Preseason

JADEN VOISIN - S

Second Team Preseason All-Conference (Sun Belt)
 Athlon Sports All-Sun Belt (Third Team) - Preseason
 Phil Steele All-Sun Belt (Third Team) - Preseason
 PFF All-Sun Belt (Second Team) - Preseason
 College Football Network (Second Team - S) - Preseason

LA'DAMIAN WEBB - RB

Reese's Senior Bowl Watch List (Preseason)
 Doak Walker Award Watch List (Preseason)
 Maxwell Award Watch List (Preseason)
 First Team Preseason All-Conference (Sun Belt)
 East-West Shrine Bowl 1000 - Preseason
 Athlon Sports All-Sun Belt (First Team) - Preseason
 Phil Steele All-Sun Belt (First Team) - Preseason
 PFF All-Sun Belt (Third Team) - Preseason
 College Football Network (First Team - RB) - Preseason



2022 | A RECORD-SETTING SEASON

The 2022 season for the the Jaguars marked numerous records for the program, both for a season and single-game marks. Below are some highlighted marks for the program:

INDIVIDUAL RECORDS SET IN 2022

YAM BANKS

Single-Season

- Interceptions (6)

CARTER BRADLEY

Season

- Pass Attempts (427)
- Pass Completions (276)
- Passing Yards (3,343)
- Touchdown Passes (28)
- Total Yards mark (3,393)
- Wins by a Quarterback (10)
- Touchdowns Responsible For (30)

Single-Game

- Only Jag QB to throw for 400 yards in a game
- Passing Yards (420, vs. ULM, 10/15/22)
- Total Yards of Offense (429, vs. ULM, 10/15/22)
- Tied TD Passes (4, vs. Texas State, 11/12/22)
- Completions (36, vs. Western Kentucky, 12/21/22)
- Pass Attempts (53, vs. Western Kentucky, 12/21/22)

Career

- Touchdown Passes (28)
- Tied Wins by a Quarterback (10)

JACK BROOKS

Career

- Yards Punting (9,045)
- Punts of 50+ Yards (44)

DIEGO GUAJARDO

Season

- Scoring (95)
- Scoring by a Kicker (95)
- Extra Points Made (44)
- Extra Points Attempted (45)

CAREER

- Extra Points (108)
- Extra-Point Attempts (116)

CAULLIN LACY

Single-Game

- Only the third player to return a punt for a touchdown in program history
- Receptions (12, vs. ULM, 10/15/22)

Season

- Single-Season Punt Returns (21)

Jalen Wayne

Season

- Touchdown Receptions (9)

LA'DAMIAN WEBB

Single-Game

- Rush attempts (35, at Georgia Southern, 11/5/22)
- Yards Rushing (247, at Georgia Southern, 11/5/22)
- First Running Back to score 4 rushing TDs in a game (at Georgia Southern, 11/5/22)
- Tied Scoring Record (24 pts at Georgia Southern, 11/5/22)

Season

- Total Touchdowns (15)
- Rush Attempts (209)
- Rushing Yards total (1,063)
- Tied Rushing Touchdowns (13)
- Tied 150-yard (2) and 200-yard (1) rushing games for a season
- Tied multi-touchdown games (4) and was first to do so since Bradon Ross (2009)

Career

- 200-Yard Rushing Games: 1

TEAM RECORDS SET IN 2022

Single-Game

- First time since 2010 that a South Alabama defense has returned multiple interceptions for scores in a season
- First time South had **THREE** 100-yard receivers in a game - Devin Voisin (141), Caullin Lacy (133) and Jalen Wayne (127) vs. ULM, 10/15/22
- Tied First Downs (30, at Central Michigan, 9/10/22)
- Tied Interceptions (4, vs. Louisiana Tech, 9/24/22)
- First sell out in program history (25,450, vs. Troy, 10/20/22)
- Completions (37, vs. Western Kentucky, 12/21/22)
- Pass Attempts (55, vs. Western Kentucky, 12/21/22)

Season

- The 10 wins tied with the 2010 club for most victories in a season
- Touchdown passes (28)
- Extra-Points (46)
- Pass Completions (291)
- Yards Passing Yards (3,487)
- Yards Passing Per Game (268.2)
- Total Yards Offense (5,506)
- First Downs (292)
- All-Purpose Yards (6,253)
- Most Sun Belt Conference wins in a season (7)
- Most SBC road wins in a season (4)



SOUTH ALABAMA | NOTES

RECORD BREAKDOWN

	2023	SBC
Overall	4-4	2-2
vs. Non-Conference	2-2	-
at Hancock Whitney Stadium	2-2	1-1
in Away Games	2-2	1-1
at Neutral Sites	-	-
Day Games	2-3	0-2
Night Games (6 p.m. start or later)	2-1	2-0
vs. Top 25 Teams	0-1	-
vs. Top 10 Teams	-	-
vs. Top 5 Teams	-	-
vs. Top-Ranked Teams	-	-
TV Games	0-2	0-1
on SEC Network	-	-
on ESPN2	1-0	1-0
on ESPN3	-	-
on ESPN+	3-2	1-1
on ESPNU	0-2	0-1
on NFL Network	-	-
Scoring First	3-1	2-0
Opponents Score First	1-3	0-2
Leading at halftime	3-1	2-0
Trailing at Halftime	0-3	0-2
Tied at Halftime	1-0	-
Leading after Third Quarter	4-0	2-0
Trailing after Third Quarter	0-4	0-2
Tied after Third Quarter	-	-
Overtime Games	-	-
Scoring less than 20 points	0-1	-
Scoring 20-29 points	0-2	0-2
Scoring 30-39 points	2-1	-
Scoring 40-49 points	-	-
Scoring 50+ points	2-0	2-0
Allowing less than 20 points	4-0	2-0
Allowing 20-29 points	-	-
Allowing 30-39 points	0-4	0-2
Allowing 40-49 points	-	-
Allowing 50+ points	-	-
Totaling 300-399 yards of total offense	1-1	0-1
Totaling 400-499 yards of total offense	0-2	0-1
Totaling 500-599 yards of total offense	2-0	1-0
Totaling 600-plus yards of total offense	1-0	1-0
Rushing for less than 100 yards	0-2	0-1
Rushing for 150-plus yards	4-1	2-0
Passing for less than 300 yards	2-3	0-1
Passing for 300-399 yards	3-0	3-0
Passing for 400-499 yards	-	-
Passing for 500-plus yards	-	-
Allowing less than 100 yards rushing	2-0	-
Allowing 100-199 yards rushing	2-3	2-1
Allowing 200-plus yards rushing	0-1	0-1
Allowing less than 200 yards passing	3-1	2-1
Allowing 200-299 yards passing	0-3	0-1
Allowing 300-399 yards passing	1-0	-
Allowing 400-plus yards passing	-	-
Allowing less than 300 yards total offense	3-0	2-0
Allowing 300-399 yards of total offense	0-3	0-2
Allowing 400-499 yards of total offense	1-1	-
Allowing 500-plus yards of total offense	-	-
Having no turnovers	2-1	1-0
Forcing no turnovers	0-2	0-1
Leading turnover margin	4-0	2-0
Trailing turnover margin	0-3	0-2
Tied in turnover margin	0-1	-
Having < 2 takeaways	0-3	0-2
Having 2 or more takeaways	4-1	2-0
Leading in time of possession	3-0	2-0
When trailing in time of possessions	1-4	0-2

JAGS IN THE SUN BELT

	RANK	VALUE
3rd Down Conversions	3rd	48.1%
3rd Down Conversion Pct Defense	6th	35.8%
4th Down Conversions	5th	56.3%
4th Down Conversion Pct Defense	3rd	37.5%
Completion Percentage	5th	65.8%
Penalties	14th	57
Penalty Yards	14th	501
Penalty Yards per Game	14th	62.6
First Downs Defense	1st	16.0
First Downs Offense	4th	23.6
Passes Had Intercepted	11th	8
Passes Intercepted	10th	6
Passing Offense	3rd	285.5
Passing Yards Allowed	1st	191.5
Red Zone Defense	5th	77%
Red Zone Offense	2nd	93%
Rushing Defense	4th	125.4
Rushing Offense	5th	168.8
Sacks Allowed	9th	19
Scoring Defense	4th	21.1
Scoring Offense	4th	33.5
Team Sacks	7th	18
Time of Possession	8th	30:01
Total Defense	2nd	316.9
Total Offense	3rd	454.3

JAGS IN NCAA RANKINGS (TOP 100)

Carter Bradley	NCAA	VALUE
Passing Yards	23rd	2,156
Passing Yards Per Gamd	28th	269.5
Yards Per Pass Attempt	29th	8.49
Completion Percentage	29th	.657
Completions Per Game	33rd	20.88
Passing Yards Per Completion	36th	12.91
Passing Efficiency	41st	148.4
Total Offense	42nd	268.4
Passing Touchdowns	44th	13
Points Responsible For	65th	84
Points Responsible For Per Game	68th	10.5

Ricky Fletcher	NCAA	VALUE
Passes Defended Per Game	12th	1.2

Diego Guajardo	NCAA	VALUE
Field Goals Per Game	60th	1.12
Total Points Scored	65th	57
Scoring	68th	7.1
Field Goal Percentage	69th	.750

Khalil Jacobs	NCAA	VALUE
Forced Fumbles Per Game	27th	0.25

Caullin Lacy	NCAA	VALUE
Receiving Yards	2nd	957
Receiving Yards Per Game	2nd	119.6
All-Purpose Yards	9th	136.75
Receptions Per Game	14th	6.9
Receiving Touchdowns	24th	6
Punt Return Average	27th	8.6
Yards Per Reception	41st	17.40
Total Touchdowns	94th	6

Jamaal Pritchett	NCAA	VALUE
Yards Per Reception	90th	15.46

Jaden Voisin	NCAA	VALUE
Interceptions	62nd	2

La'Damian Webb	NCAA	VALUE
Rushing Touchdowns	1st	13
Total Touchdowns	4th	13
Total Points Scored	10th	78
Scoring	11th	9.8
Rushing Yards	37th	674
Rushing Yards Per Game	41st	84.2
Yards Per Carry	42nd	5.66
All-Purpose Yards	70th	97.50
Points Responsible For	78th	78
Points Responsible For Per Game	81st	9.8



ANTHONY MOSTELLA
1988 - 2010

THE LEGACY OF NO. 5

There are many special numbers throughout college football and college athletics whether it be No. 12 for the 12th Man at Texas A&M or No. 38 at Ole Miss to remember former Rebel Chucky Mullins, but for South Alabama, the No. 5 will forever hold a significant place in the hearts of every Jaguar.

On June 13, 2010, the University of South Alabama lost a member of the football program when Anthony Mostella (1988-2010), a member on the inaugural Jaguar squad, passed away near his home of Oneonta, Ala., in a traffic accident. Mostella, who would have been a senior that fall, was loved and respected by all his teammates and coaches, someone whose contributions to the program on the field were exceeded by what he was able to accomplish away from the game.

Voted a team captain during the 2009 season, Mostella – a running back who came to South Alabama in order to continue his relationship with then head coach Joey Jones – displayed his selfless nature with his contributions on special teams and in the locker room, while fellow teammates racked up more yardage running the ball. In his one season, Mostella rushed for 180 yards and three touchdowns, and was also credited with seven tackles on special teams coverage units.

He came to USA and Mobile after playing for Jones at Birmingham-Southern in 2007, sacrificing a season of collegiate eligibility in order to help build the Jaguar program by taking part in its first-ever spring practice in March and April of 2009. During that time he established himself not only as a leader, but as an ambassador for the program as it established its roots in the community.

Beginning during the 2010 season, the Jaguars honored Mostella each fall as one member of the senior class was chosen by his teammates and coaches to wear his No. 5 jersey for their final season.

That tradition carried on until through the 2019 season. When Kane Wommack was named the program's third head coach, the tradition was brought back, but with a new twist. Instead of a selected senior being able to wear the jersey for the entire season, Wommack decided to award it to a different individual throughout the season. Whenever the honor is given to a lineman, they wear No. 55.

“Anthony was the epitome of a true student-athlete and a tremendous role model to his peers. His character and leadership skills will always be an example for everyone in our program to follow.”

– Former South Alabama Head Coach Joey Jones

2023

Tulane: WR Devin Voisin

Southeastern Louisiana: LB James Miller

Oklahoma State: LB Trey Kiser

Central Michigan: QB Desmond Trotter

James Madison: WR Caullin Lacy

ULM: DB Jaden Voisin

Southern Miss: DL Wy'Kevious Thomas

Louisiana: OL Reggie Smith

Troy: WR Jamaal Pritchett

Arkansas State: –

Marshall: –

Texas State: –

2022

Nicholls: Keith Gallmon (Sr., Mobile, Ala.)

Central Michigan: Darrell Luter Jr. (Sr., Hattiesburg, Miss.)

UCLA: James Jackson (Sr., Moss Point, Miss.)

Louisiana Tech: Jalen Wayne (Sr., Spanish Fort, Ala.)

Louisiana: Desmond Trotter (R-Jr., Irondale, Ala.)

ULM: Yam Banks (So., Ridgeland, Miss.)

Troy: Carter Bradley (Jr., Jacksonville, Fla.)

Arkansas State: Jack Brooks (Jr., Wagga Wagga, NSW, Australia)

Georgia Southern: La'Damian Webb (Jr., Opelika, Ala.)

Texas State: Brandon Crum (Jr., Auburn, Ala.)

Southern Miss: Jamie Sheriff (R-Jr., Terry, Miss.)

Old Dominion: A.J. DeShazor Jr. (Sr., Lakeland, Fla.)

Western Kentucky: Marvin Martin (So., Vicksburg, Miss.)

2021

Southern Mississippi: A.J. DeShazor Jr. (Jr., Lakeland, Fla.)

Bowling Green: Jalen Tolbert (Jr., Mobile, Ala.)

Alcorn State: Gi'Narious Johnson (Jr., Gulfport, Miss.)

Louisiana: Keith Gallmon Jr. (Jr., Mobile, Ala.)

Texas State: James Jackson (Jr., Moss Point, Miss.)

Georgia Southern: Yam Banks (Fr., Ridgeland, Miss.)

ULM: Jake Bentley (Sr., Opelika, Ala.)

Arkansas State: Terrion Avery (Jr., Wiggins, Miss.)

Troy: Darrell Luter Jr. (Jr., Hattiesburg, Miss.)

Appalachian State: Trey Simpson (So., Mobile, Ala.)

Tennessee: Wy'Kevious Thomas (R-Fr., Riverdale, Ga.)

Coastal Carolina: Chris Henderson (Sr., Hampton, Ga.)

2017 - Malcolm Buggs (Jr., Opelika, Ala.)

2016 - Roman Buchanan (Sr., Enterprise, Ala.)

2015 - Terrance Timmons (Sr., Mobile, Ala.)

2014 - Jeremé Jones (Sr., Mobile, Ala.)













2013 - Bryant Lavender (Sr., Gulfport, Miss.)

2012 - Brandon Ross (Sr., Tuskegee, Ala.)

2011 - Paul Bennett (Sr., Maylene, Ala.)

2010 - Justin Dunn (Sr., McCalla, Ala.)

2023 SCHEDULE | BREAKDOWN

	TULANE Sept. 2 7 pm Yulman Stadium New Orleans, La.	Result: L, 17-37 Series Information: Tulane leads 2-1
	SOUTHEASTERN LOUISIANA Sept. 9 4 pm Hancock Whitney Stadium Mobile, Ala.	Result: W, 35-17 Series Information: South Alabama leads 1-0
	OKLAHOMA STATE Sept. 16 6 pm Boone Pickens Stadium Stillwater, Okla.	Result: W, 33-7 Series Information: Oklahoma State leads 2-1
	CENTRAL MICHIGAN Sept. 23 TBA Hancock Whitney Stadium Mobile, Ala.	Result: L, 30-34 Series Information: Tied 1-1
	JAMES MADISON Sept. 30 TBA Bridgeforth Stadium/Zane Showker Field Harrisonburg, Va.	Result: L, 23-31 Series Information: JMU leads 1-0
	ULM Oct. 7 TBA Malone Stadium Monroe, La.	Result: W, 55-7 Series Information: Tied 5-5
	SOUTHERN MISS Oct. 17 6:30 pm Hancock Whitney Stadium Mobile, Ala.	Result: W, 55-3 Series Information: South Alabama leads 4-0
	LOUISIANA Oct. 28 TBA Hancock Whitney Stadium Mobile, Ala.	Result: L, 20-33 Series Information: Louisiana leads 9-3
	TROY Nov. 2 6:30 pm Veterans Memorial Stadium Troy, Ala.	Series Information: Troy leads 8-3
	ARKANSAS STATE Nov. 11 TBA Hancock Whitney Stadium Mobile, Ala.	Series Information: Arkansas State leads 6-5
	MARSHALL Nov. 18 TBA Hancock Whitney Stadium Mobile, Ala.	Series Information: First Meeting
	TEXAS STATE Nov. 25 TBA Bobcat Stadium San Marcos, Texas	Series Information: Series tied 4-4

SUN BELT CONFERENCE PRESEASON AWARDS

PRESEASON OFFENSIVE PLAYER OF THE YEAR

Grayson McCall, Coastal Carolina (RS Sr., QB - Indian Trail, N.C.)

PRESEASON DEFENSIVE PLAYER OF THE YEAR

Jason Henderson, Old Dominion (Jr., LB - Dingmans Ferry, Pa.)

PRESEASON ALL-SUN BELT - FIRST TEAM OFFENSE

QB - Grayson McCall, Coastal Carolina (RS Sr., QB - Indian Trail, N.C.)

RB - La'Damian Webb, South Alabama (Sr., RB - Opelika, Ala.)

RB - Frank Gore Jr., Southern Miss (Jr., RB - Miami, Fla.)

OL - Isaiah Helms, App State (Sr., OL - Hudson, N.C.)

OL - Khalil Crowder, Georgia Southern (6th Yr., OL - Carrollton, Ga.)

OL - Travis Glover, Georgia State (RS Sr., OL - Vienna, Ga.)

OL - Nick Kidwell, James Madison (RS Sr., OL - Knoxville, Md.)

OL - Logan Osburn, Marshall (RS Jr., OL - Ona, W.Va.)

TE - Neal Johnson, Louisiana (Sr., TE - Mesquite, Texas)

WR - Jared Brown, Coastal Carolina (RS So., WR - Lilburn, Ga.)

WR - Sam Pinckney, Coastal Carolina (Super Sr., WR - Greenwood, S.C.)

WR - Khaleb Hood, Georgia Southern (5th Yr., WR - McDonough, Ga.)

PRESEASON ALL-SUN BELT - FIRST TEAM DEFENSE

DL - James Carpenter, James Madison (RS Jr., DL - Roanoke, Va.)

DL - Owen Porter, Marshall (RS Sr., DL - Huntington, W.Va.)

DL - TJ Jackson, Troy (Jr., DL - Millbrook, Ala.)

DL - Richard Jibunor, Troy (Sr., DL - Delta State, Nigeria)

LB - JT Killen, Coastal Carolina (RS Sr., LB - Lake Wylie, S.C.)

LB - Marques Watson-Trent, Georgia Southern (RS Jr., LB - Beaver Falls, Pa.)

LB - Eli Neal, Marshall (Sr., LB - Memphis, Tenn.)

LB - Jason Henderson, Old Dominion (Jr., LB - Dingmans Ferry, Pa.)

DB - Micah Abraham, Marshall (RS Sr., DB - Tampa, Fla.)

DB - Yam Banks, South Alabama (Jr., DB - Ridgeland, Miss.)

DB - Jay Stanley, Southern Miss (Sr., DB - Greenwood, Miss.)

DB - Reddy Steward, Troy (Sr., DB - Decatur, Ala.)

PRESEASON ALL-SUN BELT - FIRST TEAM SPECIAL TEAMS

K - Dominic Zvada, Arkansas State (So., K - Chandler, Ariz.)

P - Ryan Hanson, James Madison (RS Jr., P - Elgin, Texas)

RS - Milan Tucker, App State (RS Jr., RS - Lehigh Acres, Fla.)

AP - Frank Gore Jr., Southern Miss (Jr., AP - Miami, Fla.)

PRESEASON ALL-SUN BELT - SECOND TEAM OFFENSE

QB - Carter Bradley, South Alabama (Sr., QB - Jacksonville, Fla.)

RB - Rasheen Ali, Marshall (RS So., RB - Cleveland, Ohio)

RB - Kimani Vidal, Troy (Jr., RB - Marietta, Ga.)

OL - Damion Daley, App State (RS Sr., OL - Columbia, S.C.)

OL - Will McDonald, Coastal Carolina (RS Sr., OL - Matthews, N.C.)

OL - AJ Gillie, Louisiana (RS Jr., OL - Natchitoches, La.)

OL - Ethan Driskell, Marshall (RS Jr., OL - Louisville, Ky.)

OL - Daniel King, Troy (Jr., OL - Cairo, Ga.)

TE - JJay McAfee, Georgia Southern (6th Yr., TE - Charleston, S.C.)

WR - Tyrone Howell, ULM (6th Yr., WR - Idabel, Okla.)

WR - Caullin Lacy, South Alabama (Jr., WR - Mobile, Ala.)

WR - Devin Voisin, South Alabama (Sr., WR - Crestview, Fla.)

PRESEASON ALL-SUN BELT - SECOND TEAM DEFENSE

DL - Javon Denis, Georgia State (RS Sr., DL - Deerfield Beach, Fla.)

DL - Wy'Kevious Thomas, South Alabama (RS Jr., DL - Riverdale, Ga.)

DL - Jalen Williams, Southern Miss (Sr., DL - Tylertown, Miss.)

DL - Jordan Revels, Texas State (Sr., DL - Houston, Texas)

DL - Javon Solomon, Troy (Jr., DL - Tallahassee, Fla.)

LB - Jontrey Hunter, Georgia State (RS Sr., LB - Tampa, Fla.)

LB - Jordan Venezia, Georgia State (Sr., LB - Dallas, Ga.)

LB - Taurus Jones, James Madison (RS Jr., LB - Portsmouth, Va.)

DB - Bryquice Brown, Georgia State (RS Sr., DB - Dorchester, Mass.)

DB - Keith Gallmon Jr., South Alabama (RS Sr., DB - Mobile, Ala.)

DB - Jaden Voisin, South Alabama (RS Jr., DB - Crestview, Fla.)

DB - Dell Pettus, Troy (Sr., DB - Harvest, Ala.)

PRESEASON ALL-SUN BELT - SECOND TEAM SPECIAL TEAMS

K - Diego Guajardo, South Alabama (Sr., K - Spanish Fort, Ala.)

P - Ethan Duane, Old Dominion (Jr., P - Melbourne, Australia)

RS - Matthew McDoom, Coastal Carolina (So., RS - Winter Garden, Fla.)

AP - Kimani Vidal, Troy (Jr., AP - Marietta, Ga.)

SUN BELT CONFERENCE PLAYERS OF THE WEEK

OFFENSE

Week 1: QB - TJ Finley (Texas State)

Week 2: QB - Davis Brin (Georgia Southern)

Week 3: QB - Darren Grainger (Georgia State)

Week 4: RB - Rasheen Ali (Marshall)

Week 5: QB - Jaylen Raynor (Arkansas State)

Week 6: RB - Kimani Vidal (Troy)

Week 7: QB - Grayson McCall (Coastal Carolina)

Week 8: RB - Jalen White (Georgia Southern)

Week 9: QB - Gunnar Watson (Troy)

Week 10

Week 11

Week 12

DEFENSE

Week 1: DB - Clayton Isbell (Coastal Carolina)

Week 2: LB - Jason Henderson (Old Dominion)

Week 3: DB - LaMareon James (Old Dominion)

Week 4: LB - Brian Holloway (Texas State)

Week 5: LB - Marques Watson-Trent (Georgia Southern)

Week 6: LB - Jason Henderson (Old Dominion)

Week 7: LB - Richard Jibunor (Troy)

Week 8: DL - Jalen Green (James Madison)

Week 9: LB - Cameron Whitfield (Louisiana)

Week 10

Week 11

Week 12

SPECIAL TEAMS

Week 1: K - Andrew Stein (Southern Miss)

Week 2: LB - Aiden Fisher (James Madison)

Week 3: K - Camden Wise (James Madison)

Week 4: K - Dominic Zvada (Arkansas State)

Week 5: K - Michael Hughes (App State)

Week 6: WR - Dalen Cambre (Louisiana)

Week 7: K - Scott Taylor Renfroe (Troy)

Week 8: P - Ryan Hanson (James Madison)

Week 9: K - Michael Lantz (Georgia Southern)

Week 10

Week 11

Week 12

SUN BELT CONFERENCE PRESEASON COACHES POLL

EAST DIVISION

1. James Madison - 78 Points (4)

2. App State - 75 Points (4)

3. Coastal Carolina - 71 Points (3)

4. Marshall - 68 Points (2)

5. Georgia Southern - 52 Points (1)

6. Georgia State - 31 Points

7. Old Dominion - 17 Points

WEST DIVISION

1. Troy - 92 Points (10)

2. South Alabama - 85 Points (4)

3. Louisiana - 64 Points

4. Southern Miss - 62 Points

5. Texas State - 36 Points

6. Arkansas State - 33 Points

7. ULM - 20 Points

SUN BELT CONFERENCE STANDINGS

EAST	CONF	PCT	OVER	PCT
James Madison	5-0	1.000	8-0	1.000
Georgia Southern	3-1	.750	6-2	.750
Georgia State	3-2	.600	6-2	.750
Coastal Carolina	3-2	.600	5-3	.625
Old Dominion	3-2	.600	4-4	.500
App State	2-2	.500	4-4	.500
Marshall	1-3	.250	4-4	.500

WEST	CONF	PCT	OVER	PCT
Troy	3-1	.750	6-2	.750
Louisiana	2-2	.500	5-3	.625
Texas State	2-2	.500	5-3	.625
Arkansas State	2-2	.500	4-4	.500
South Alabama	2-2	.500	4-4	.500
ULM	0-5	.000	2-6	.250
Southern Miss	0-5	.000	1-7	.125

SUN BELT CONFERENCE WEEKLY SCHEDULE

Thursday, Nov. 2

South Alabama at Troy 6:30 pm

Saturday, Nov. 4

ULM at Southern Miss	TBA
Louisiana at Arkansas State	2 pm
James Madison at Georgia State	2:30 pm
Coastal Carolina at Old Dominion	2:30 pm
Marshall at App State	5 pm
Georgia Southern at Texas State	6 pm



20-PLUS YARD PLAYS (SOUTH ALABAMA)

YARDS	TYPE	PLAYER	OPP.	QTR.
84	Pass	Carter Bradley to Caullin Lacy	SLU	4th
72	Pass	Carter Bradley to Caullin Lacy	CMU	4th
65	Rush	La'Damian Webb	OSU	4th
62	Pass	Carter Bradley to Caullin Lacy	UL	3rd
57	Pass	Carter Bradley to Caullin Lacy	OSU	2nd
55	Pass	Carter Bradley to Caullin Lacy	JMU	4th
50	Pass	Carter Bradley to Jamaal Pritchett	USM	2nd
50	Pass	Carter Bradley to Caullin Lacy	ULM	2nd
48	Pass	Carter Bradley to Jamaal Pritchett	JMU	2nd
44	Pass	Carter Bradley to Caullin Lacy	ULM	2nd
39	Pass	Carter Bradley to Jamaal Pritchett	UL	4th
39	Pass	Carter Bradley to Caullin Lacy	OSU	1st
35	Pass	Carter Bradley to Caullin Lacy	CMU	1st
34	Pass	Carter Bradley to Caullin Lacy	USM	1st
34	Rush	Kentrel Bullock	SLU	2nd
33	Pass	Carter Bradley to DJ Thomas-Jones	USM	1st
33	Rush	La'Damian Webb	SLU	2nd
31	Pass	Carter Bradley to Jamaal Pritchett	UL	3rd
31	Pass	Carter Bradley to Caullin Lacy	JMU	4th
30	Pass	Carter Bradley to Kentrel Bullock	ULM	3rd
30	Pass	Carter Bradley to DJ Thomas Jones	ULM	1st
29	Rush	Dorian Smith	USM	3rd
29	Pass	Gio Lopez to Jamaal Pritchett	USM	3rd
29	Rush	Kentrel Bullock	CMU	4th
29	Pass	Carter Bradley to Devin Voisin	SLU	2nd
28	Rush	La'Damian Webb	USM	1st
27	Pass	Carter Bradley to Jamaal Pritchett	USM	2nd
25	Rush	La'Damian Webb	UL	3rd
25	KOR	Kentrel Bullock	Tulane	4th
24	Pass	Carter Bradley to Lincoln Sefcik	USM	3rd
24	Pass	Carter Bradley to Jamaal Pritchett	CMU	3rd
23	KOR	Braylon McReynolds	Tulane	2nd
22	Rush	La'Damian Webb	ULM	3rd
21	Pass	Carter Bradley to Jamaal Pritchett	UL	3rd
21	Pass	Gio Lopez to Keyshawn Woodyard	ULM	4th
21	PR	Caullin Lacy	CMU	4th
20	Pass	Carter Bradley to Caullin Lacy	UL	1st
20	Rush	Gio Lopez	USM	4th
20	Pass	Lincoln Sefcik	USM	3rd
20	Pass	Carter Bradley to Jamaal Pritchett	CMU	4th
20	Pass	Carter Bradley to Jamaal Pritchett	SLU	1st
20	Pass	Carter Bradley to Caullin Lacy	Tulane	3rd

Touchdowns in bold

PLAY BREAKDOWN (TD)

Rushing	9 (1)
Receiving	30 (9)
Interception Return	N/A
Kickoff Return	2
Punt Return	1
Total	42 (10)

BY GAME

at Tulane	3
Southeastern Louisiana	5
at Oklahoma State	3
Central Michigan	6
at James Madison	3
at ULM	6
Southern Miss	10
Louisiana	6
at Troy	
Arkansas State	
Marshall	
at Texas State	

BY QUARTER

1st Quarter	8
2nd Quarter	10
3rd Quarter	12
4th Quarter	12
Overtime	

RUSHING

La'Damian Webb	5 (1)
Kentrel Bullock	2
Dorian Smith	1 (1)
Gio Lopez	1

RECEIVING

Caullin Lacy	13 (6)
Jamaal Pritchett	10 (2)
Kentrel Bullock	1 (1)
Lincoln Sefcik	2
DJ Thomas-Jones	2
Keyshawn Woodyard	1
Devin Voisin	1

INTERCEPTION RETURN

KICKOFF RETURN

Braylon McReynolds	1
Kentrel Bullock	1

PUNT RETURN

Caullin Lacy	1
--------------	---

SOUTH ALABAMA | DRIVE CHART

at TULANE

QTR	TIME	OBTAINED	PL-YDS	TOP	RESULT
1st	15:00	Kickoff	2-13	0:30	Fumble
1st	13:09	Kickoff	9-40	4:49	Missed FG
1st	2:40	Kickoff	11-75	5:46	Touchdown
2nd	10:26	Kickoff	3-9	2:17	Punt
2nd	7:32	Kickoff	9-35	4:30	Interception
2nd	2:36	Fumble	4-6	0:57	Field Goal
2nd	0:31	Punt	4-41	0:31	Halftime
3rd	12:56	Fumble	11-53	5:44	Touchdown
3rd	4:27	Kickoff	6-18	2:46	Downs
4th	12:39	Kickoff	1-0	0:07	Interception
4th	4:48	Kickoff	4-8	1:06	Fumble

SOUTHEASTERN LOUISIANA

QTR	TIME	OBTAINED	PL-YDS	TOP	RESULT
1st	7:02	Punt	3-8	1:18	Punt
1st	2:56	Fumble	10-28	5:12	Punt
2nd	5:25	Kickoff	4-75	1:23	Touchdown
2nd	1:49	Interception	7-41	1:49	Half
3rd	14:55	Kickoff	4-10	0:46	Interception
3rd	12:00	Punt	7-74	3:10	TD
3rd	7:44	Punt	9-61	3:52	TD
3rd	0:55	Punt	3-89	1:11	TD
4th	12:09	Kickoff	14-75	8:41	TD
4th	0:41	Kickoff	1-3	0:41	End of Game

at OKLAHOMA STATE

QTR	TIME	OBTAINED	PL-YDS	TOP	RESULT
1st	13:04	Punt	14-68	6:46	FG
1st	5:19	Punt	8-70	4:18	TD
2nd	14:50	Interception	1-17	0:06	TD
2nd	11:14	Punt	6-15	3:30	Punt
2nd	6:11	Punt	3-5	2:06	Punt
2nd	2:03	Punt	3-59	1:00	TD
2nd	0:18	Punt	2-3	0:18	Half
3rd	14:55	Kickoff	5-23	2:39	Punt
3rd	8:01	Punt	7-26	4:38	Punt
4th	12:14	Kickoff	3-4	1:37	Punt
4th	10:37	Punt	4-0	1:33	Fied Goal
4th	7:56	Punt	2-67	0:52	Touchdown
4th	5:12	Punt	7-28	5:12	End of Game

CENTRAL MICHIGAN

QTR	TIME	OBTAINED	PL-YDS	TOP	RESULT
1st	12:40	Punt	9-75	3:38	Touchdown
1st	7:00	Punt	6-71	2:37	Touchdown
2nd	13:37	Kickoff	3-8	1:43	Punt
2nd	4:08	Kickoff	9-61	3:39	Downs
3rd	15:00	Kickoff	3-1	0:54	Punt
3rd	8:31	Kickoff	3-2	0:52	Punt
3rd	6:38	Punt	12-61	5:45	Field Goal
4th	14:47	Kickoff	3-75	1:20	Touchdown
4th	11:33	Punt	3-2	2:03	Punt
4th	6:09	Punt	8-59	3:27	Touchdown
4th	0:13	Kickoff	2-20	0:13	End of Game

at JAMES MADISON

QTR	TIME	OBTAINED	PL-YDS	TOP	RESULT
1st	15:00	Kickoff	3-10	1:49	Punt
1st	12:49	Kickoff	3-5	0:55	Punt
1st	9:48	Punt	5-21	1:33	Downs
1st	8:04	Kickoff	4-3	1:44	Punt
1st	2:50	Downs	4-17	2:00	Punt
2nd	13:01	Punt	9-27	2:55	Punt
2nd	6:06	Kickoff	2-70	0:29	Touchdown
2nd	4:37	Punt	3-5	0:48	Interception
2nd	3:49	Kickoff	3-4	1:29	Punt
3rd	11:41	Punt	5-25	3:05	Punt
3rd	4:58	Punt	10-51	4:37	Field Goal
4th	13:24	Interception	4-21	1:03	Downs
4th	11:32	Kickoff	9-75	3:13	Touchdown
4th	5:44	Punt	7-89	1:48	Touchdown
4th	1:16	Punt	4-3	1:14	Interception

OPPONENT | DRIVE CHART

at TULANE

QTR	TIME	OBTAINED	PL-YDS	TOP	RESULT
1st	14:30	Fumble	3-38	1:21	Touchdown
1st	8:20	Missed FG	10-54	5:40	Field Goal
2nd	11:54	Kickoff	3-75	1:20	Touchdown
2nd	8:09	Punt	2-53	0:30	Touchdown
2nd	3:02	Interception	2-4	0:26	Fumble
2nd	1:39	Kickoff	3-7	1:08	Punt
3rd	15:00	Kickoff	4-28	2:04	Fumble
3rd	7:12	Kickoff	5-75	4:27	Touchdown
3rd	1:41	Downs	7-31	3:57	Field Goal
4th	12:32	Interception	5-31	3:06	Fumble
4th	9:26	Fumble	7-16	4:38	Field Goal
4th	3:42	Fumble	5-12	3:42	End of Game

SOUTHEASTERN LOUISIANA

QTR	TIME	OBTAINED	PL-YDS	TOP	RESULT
1st	14:55	Kickoff	12-36	6:35	Punt
1st	7:02	Punt	9-50	4:06	Fumble
2nd	12:44	Punt	12-93	7:18	Touchdown
2nd	3:57	Kickoff	4-28	2:08	Interception
3rd	14:09	Interception	3-2	2:09	Punt
3rd	8:50	Kickoff	3-2	1:06	Punt
3rd	0:55	Kickoff	7-35	2:57	Punt
4th	14:37	Kickoff	5-76	2:28	Field Goal
4th	3:18	Kickoff	8-80	2:37	Touchdown

at OKLAHOMA STATE

QTR	TIME	OBTAINED	PL-YDS	TOP	RESULT
1st	15:00	Kickoff	6-27	1:56	Punt
1st	6:11	Kickoff	3-4	0:52	Punt
1st	1:01	Kickoff	3-2	1:11	Interception
2nd	14:44	Kickoff	7-18	3:30	Punt
2nd	7:44	Punt	3-2	1:33	Punt
2nd	4:05	Punt	5-18	2:02	Punt
2nd	1:03	Kickoff	3-7	0:45	Punt
3rd	12:16	Punt	9-21	4:15	Punt
3rd	3:23	Punt	17-84	6:09	Touchdown
4th	9:04	Kickoff	3-2	1:08	Punt
4th	6:59	Kickoff	5-6	1:47	Punt

CENTRAL MICHIGAN

QTR	TIME	OBTAINED	PL-YDS	TOP	RESULT
1st	14:53	Kickoff	3-8	2:13	Punt
1st	9:02	Kickoff	3-9	2:02	Punt
1st	4:23	Kickoff	11-75	5:46	Touchdown
2nd	11:54	Punt	14-69	7:41	Touchdown
2nd	0:29	Downs	2-8	0:29	Half
3rd	14:06	Punt	10-56	5:35	Touchdown
3rd	7:39	Punt	3-4	1:01	Punt
3rd	0:53	Kickoff	3-75	1:06	Touchdown
4th	13:14	Kickoff	3-11	1:41	Punt
4th	9:30	Punt	6-17	3:21	Punt
4th	2:42	Kickoff	11-75	2:29	Touchdown

at JAMES MADISON

QTR	TIME	OBTAINED	PL-YDS	TOP	RESULT
1st	13:11	Punt	3-48	0:22	Touchdown
1st	11:54	Punt	3-10	2:06	Punt
1st	8:04	Downs	1-44	0:11	Touchdown
1st	6:20	Punt	8-54	3:30	Downs
1st	0:50	Punt	6-20	2:49	Punt
2nd	10:06	Punt	9-70	3:56	Field Goal
2nd	5:37	Kickoff	3-5	1:00	Punt
2nd	2:20	Punt	7-11	2:20	Downs
3rd	14:55	Kickoff	5-13	3:14	Punt
3rd	8:36	Punt	6-21	3:38	Punt
3rd	0:15	Kickoff	5-12	1:51	Interception
4th	12:21	Downs	2-71	0:49	Touchdown
4th	8:17	Kickoff	5-10	2:33	Punt
4th	3:56	Kickoff	3-0	2:40	Punt
4th	0:02	Interception	1-2	0:02	Enf of Game

SOUTH ALABAMA | DRIVE CHART

at ULM

QTR	TIME	OBTAINED	PL-YDS	TOP	RESULT
1st	15:00	Kickoff	10-75	4:03	Touchdown
1st	10:13	Interception	8-45	3:44	Touchdown
1st	5:24	Punt	15-38	6:29	Field Goal
2nd	10:35	Punt	2-46	0:38	Touchdown
2nd	3:32	Downs	7-76	3:32	Touchdown
3rd	13:24	Punt	8-37	3:56	Missed FG
3rd	7:37	Punt	8-58	2:51	Touchdown
3rd	3:33	Punt	6-68	2:10	Touchdown
4th	13:44	Interception	7-31	3:11	Field Goal
4th	7:16	Downs	13-80	5:56	Touchdown

SOUTHERN MISS

QTR	TIME	OBTAINED	PL-YDS	TOP	RESULT
1st	15:00	Kickoff	10-75	3:53	Touchdown
1st	4:17	Punt	11-85	4:36	Touchdown
1st	2:18	Punt	14-80	6:48	Touchdown
2nd	9:16	Punt	6-51	7:03	Touchdown
2nd	4:29	Punt	8-65	3:44	Field Goal
2nd	0:17	Punt	3-41	0:17	Missed FG
3rd	13:03	Punt	10-47	2:58	Field Goal
3rd	5:34	Kickoff	3-60	0:53	Touchdown
3rd	2:25	Downs	3-62	1:05	Touchdown
4th	14:45	Interception	3-31	0:58	Touchdown
4th	11:30	Punt	6-27	3:06	Interception
4th	0:38	Fumble	1-8	0:38	End of Game

LOUISIANA

QTR	TIME	OBTAINED	PL-YDS	TOP	RESULT
1st	12:36	Punt	3-5	0:41	Punt
1st	10:24	Punt	13-73	4:42	Downs
2nd	12:54	Kickoff	3-5	1:07	Fumble
2nd	8:15	Kickoff	3-3	2:02	Punt
2nd	2:04	Kickoff	9-26	2:02	Fumble
3rd	14:53	Kickoff	9-80	3:00	Touchdown
3rd	7:28	Kickoff	3-89	1:19	Touchdown
3rd	3:11	Kickoff	6-39	2:04	Fumble
3rd	1:07	Kickoff	4-7	0:48	Punt
4th	11:15	Punt	7-41	1:45	Interception
4th	6:23	Punt	11-52	3:21	Interception
4th	1:14	Punt	6-58	0:58	Touchdown

at TROY

QTR	TIME	START	PL-YDS	TOP	RESULT
--	--	--	--	--	--
--	--	--	--	--	--
--	--	--	--	--	--
--	--	--	--	--	--
--	--	--	--	--	--
--	--	--	--	--	--
--	--	--	--	--	--
--	--	--	--	--	--
--	--	--	--	--	--
--	--	--	--	--	--
--	--	--	--	--	--
--	--	--	--	--	--
--	--	--	--	--	--
--	--	--	--	--	--
--	--	--	--	--	--
--	--	--	--	--	--
--	--	--	--	--	--
--	--	--	--	--	--
--	--	--	--	--	--
--	--	--	--	--	--
--	--	--	--	--	--
--	--	--	--	--	--

ARKANSAS STATE

QTR	TIME	START	PL-YDS	TOP	RESULT
--	--	--	--	--	--
--	--	--	--	--	--
--	--	--	--	--	--
--	--	--	--	--	--
--	--	--	--	--	--
--	--	--	--	--	--
--	--	--	--	--	--
--	--	--	--	--	--
--	--	--	--	--	--
--	--	--	--	--	--
--	--	--	--	--	--
--	--	--	--	--	--
--	--	--	--	--	--
--	--	--	--	--	--
--	--	--	--	--	--
--	--	--	--	--	--
--	--	--	--	--	--
--	--	--	--	--	--
--	--	--	--	--	--
--	--	--	--	--	--
--	--	--	--	--	--
--	--	--	--	--	--
--	--	--	--	--	--

MARSHALL

QTR	TIME	START	PL-YDS	TOP	RESULT
--	--	--	--	--	--
--	--	--	--	--	--
--	--	--	--	--	--
--	--	--	--	--	--
--	--	--	--	--	--
--	--	--	--	--	--
--	--	--	--	--	--
--	--	--	--	--	--
--	--	--	--	--	--
--	--	--	--	--	--
--	--	--	--	--	--
--	--	--	--	--	--
--	--	--	--	--	--
--	--	--	--	--	--
--	--	--	--	--	--
--	--	--	--	--	--
--	--	--	--	--	--
--	--	--	--	--	--
--	--	--	--	--	--
--	--	--	--	--	--
--	--	--	--	--	--
--	--	--	--	--	--
--	--	--	--	--	--

at TEXAS STATE

QTR	TIME	START	PL-YDS	TOP	RESULT
-----	------	-------	--------	-----	--------

OPPONENT | DRIVE CHART

at ULM

QTR	TIME	OBTAINED	PL-YDS	TOP	RESULT
1st	10:57	Kickoff	2-6	0:44	Interception
1st	6:14	Kickoff	3-2	0:40	Punt
2nd	13:55	Kickoff	6-0	3:20	Punt
2nd	9:57	Kickoff	11-51	5:02	Downs
2nd	1:23	Kickoff	11-75	1:23	Touchdown
3rd	14:59	Kickoff	3-3	1:35	Punt
3rd	7:37	Missed FG	3-3	1:51	Punt
3rd	4:46	Kickoff	3-5	1:13	Punt
3rd	1:19	Kickoff	8-39	2:35	Interception
4th	10:28	Kickoff	7-50	3:12	Downs
4th	1:20	Kickoff	3-30	1:20	End of Game

SOUTHERN MISS

QTR	TIME	OBTAINED	PL-YDS	TOP	RESULT
1st	11:01	Kickoff	5-17	2:08	Punt
1st	4:10	Kickoff	3-4	1:52	Punt
2nd	10:30	Kickoff	3-5	1:14	Punt
2nd	6:56	Kickoff	5-0	2:27	Punt
2nd	0:45	Kickoff	3-0	0:28	Punt
3rd	15:00	Kickoff	3-6	1:57	Punt
3rd	10:02	Kickoff	10-61	4:22	Field Goal
3rd	4:35	Kickoff	6-37	2:10	Downs
3rd	1:20	Kickoff	5-8	1:35	Interception
4th	13:41	Kickoff	3-5	2:11	Punt
4th	8:24	Interception	11-68	7:46	Fumble

LOUISIANA

QTR	TIME	OBTAINED	PL-YDS	TOP	RESULT
1st	14:53	Kickoff	5-32	2:17	Punt
1st	11:55	Punt	3-2	1:31	Punt
1st	4:42	Downs	12-93	6:44	Touchdown
2nd	11:47	Fumble	7-41	3:32	Touchdown
2nd	6:13	Punt	9-34	4:03	Field Goal
2nd	0:02	Fumble	1-1	0:02	Half
3rd	11:53	Kickoff	9-50	4:21	Field Goal
3rd	6:09	Kickoff	5-75	3:17	Touchdown
3rd	0:19	Punt	7-28	4:04	Punt
4th	9:30	Interception	6-6	3:07	Punt
4th	3:02	Interception	3-3	1:48	Punt
4th	0:16	Kickoff	1-0	0:16	End of Game

at TROY

QTR	TIME	START	PL-YDS	TOP	RESULT
--	--	--	--	--	--
--	--	--	--	--	--
--	--	--	--	--	--
--	--	--	--	--	--
--	--	--	--	--	--
--	--	--	--	--	--
--	--	--	--	--	--
--	--	--	--	--	--
--	--	--	--	--	--
--	--	--	--	--	--
--	--	--	--	--	--
--	--	--	--	--	--
--	--	--	--	--	--
--	--	--	--	--	--
--	--	--	--	--	--
--	--	--	--	--	--
--	--	--	--	--	--
--	--	--	--	--	--
--	--	--	--	--	--
--	--	--	--	--	--
--	--	--	--	--	--
--	--	--	--	--	--
--	--	--	--	--	--

ARKANSAS STATE

QTR	TIME	START	PL-YDS	TOP	RESULT
--	--	--	--	--	--
--	--	--	--	--	--
--	--	--	--	--	--
--	--	--	--	--	--
--	--	--	--	--	--
--	--	--	--	--	--
--	--	--	--	--	--
--	--	--	--	--	--
--	--	--	--	--	--
--	--	--	--	--	--
--	--	--	--	--	--
--	--	--	--	--	--
--	--	--	--	--	--
--	--	--	--	--	--
--	--	--	--	--	--
--	--	--	--	--	--
--	--	--	--	--	--
--	--	--	--	--	--
--	--	--	--	--	--
--	--	--	--	--	--
--	--	--	--	--	--
--	--	--	--	--	--
--	--	--	--	--	--

MARSHALL

QTR	TIME	START	PL-YDS	TOP	RESULT
--	--	--	--	--	--
--	--	--	--	--	--
--	--	--	--	--	--
--	--	--	--	--	--
--	--	--	--	--	--
--	--	--	--	--	--
--	--	--	--	--	--
--	--	--	--	--	--
--	--	--	--	--	--
--	--	--	--	--	--
--	--	--	--	--	--
--	--	--	--	--	--
--	--	--	--	--	--
--	--	--	--	--	--
--	--	--	--	--	--
--	--	--	--	--	--
--	--	--	--	--	--
--	--	--	--	--	--
--	--	--	--	--	--
--	--	--	--	--	--
--	--	--	--	--	--
--	--	--	--	--	--
--	--	--	--	--	--

at TEXAS STATE

QTR	TIME	START	PL-YDS	TOP	RESULT
-----	------	-------	--------	-----	--------

DRIVE SUPERLATIVES

Longest Drive	South Alabama	Opponents
No. of Plays	14	17
By No. of Yards	89	93
By Time of Possession	8:41	7:41
Shortest Drive	South Alabama	Opponents
No. of Plays	1	1
By No. of Yards	-10	-11
By Time of Possession	0:06	0:02

SCORING DRIVE BREAKDOWN

Yardage	SOUTH ALABAMA		Opponent	
	TD	FG	TD	FG
No. Drive	35	8	19	8
Neg. Yards	-	1	-	-
0-9	-	1	-	-
10-19	1	-	-	1
20-29	-	-	-	-
30-39	1	1	1	2
40-49	2	1	3	-
50-59	6	1	2	2
60-69	5	3	1	1
70-79	13	-	8	2
80-89	7	-	2	-
90-99	-	-	2	-

GAME-OPENING DRIVES

	SOUTH ALABAMA			Opponent		
	PTS	1STS	YDS	PTS	1STS	YDS
at Tulane	0	0	13	7	1	38
Southeastern La.	0	0	8	0	3	36
at Oklahoma State	3	5	68	0	2	27
Central Michigan	7	5	75	0	0	8
at James Madison	0	0	-10	7	0	48
at ULM	7	4	75	0	0	6
Southern Miss	7	5	75	0	1	17
Louisiana	0	0	5	0	1	32
at Troy	-	-	-	-	-	-
Arkansas State	-	-	-	-	-	-
Marshall	-	-	-	-	-	-
at Texas State	-	-	-	-	-	-

THREE AND OUTS

	SOUTH ALABAMA THREE AND OUTS	Opponent THREE AND OUTS
at Tulane	1	1
Southeastern La.	1	2
at Oklahoma State	2	5
Central Michigan	4	4
at James Madison	4	3
at ULM	0	4
Southern Miss	0	5
Louisiana	4	2
at Troy	-	-
Arkansas State	-	-
Marshall	-	-
at Texas State	-	-

SECOND-HALF OPENING DRIVES

	SOUTH ALABAMA			Opponent		
	PTS	1STS	YDS	PTS	1STS	YDS
at Tulane	7	3	53	0	1	28
Southeastern La.	0	1	10	0	0	2
at Oklahoma State	0	1	23	0	2	21
Central Michigan	0	0	1	7	3	56
at James Madison	0	2	25	0	1	13
at ULM	0	2	37	0	0	3
Southern Miss	3	3	47	0	0	6
Louisiana	7	3	80	3	3	50
at Troy	-	-	-	-	-	-
Arkansas State	-	-	-	-	-	-
Marshall	-	-	-	-	-	-
at Texas State	-	-	-	-	-	-

2023 | STATISTICS

OVERALL: 4-4

SBC: 2-2

HOME: 2-2

ROAD: 2-2

SCHEDULE & RESULTS

Date	USA (rank)	Opponent	TV	Site	Time/Result	Att.	Top Rusher (A-Y-TD)	Top Passer (C-A-Y-TD)	Top Receiver (R-Y-TD)	Top Tackler (TT)
Sept. 2	RV/24	at Tulane	ESPNU	New Orleans, La.	L, 17-37	26,973	Webb (9-40-0)	Bradley (23-30-190-1)	Pritchett (5-63-0)	Miller/Sheriff (7)
Sept. 9	-/-	SE Louisiana	ESPN+	Mobile, Ala.	W, 35-17	15,237	Bullock (14-82-1)	Bradley (19-26-258-1)	Lacy (8-139-1)	Banks (7)
Sept. 16	-/-	at Oklahoma State	ESPN+	Stillwater, Okla.	W, 33-7	53,855	Webb (18-151-2)	Bradley (10-16-152-2)	Lacy (5-104-2)	Miller (7)
Sept. 23	-/-	Central Michigan	ESPN+	Mobile, Ala.	L, 30-34	18,369	Webb (18-68-2)	Bradley (17-27-254-2)	Lacy (6-132-2)	Wilfawn (10)
Sept. 30	-/RV	at James Madison	ESPNU	Harrisonburg, Va.	L, 23-31	26,064	Webb (12-36-1)	Bradley (28-50-299-2)	Lacy (6-132-0)	Kiser (8)
Oct. 7	-/-	at ULM	ESPN+	Monroe, La.	W, 55-7	12,099	Webb (19-100-1)	Bradley (20-29-303-3)	Lacy (7-156-1)	Kiser (9)
Oct. 17	-/-	Southern Miss	ESPN2	Mobile, Ala.	W, 55-3	23,478	Webb (20-102-4)	Bradley (21-27-319-0)	Pritchett (5-122-0)	Jacobs (7)
Oct. 28	-/-	Louisiana	ESPN+	Mobile, Ala.	L, 20-33	16,709	Webb (16-96-0)	Bradley (29-49-381-2)	Pritchett (11-168-2)	Wilfawn (15)
Nov. 6	-/-	at Troy	ESPN2	Troy, Ala.	6:30 pm					
Nov. 11		Arkansas State		Mobile, Ala.	4 pm					
Nov. 18		Marshall		Mobile, Ala.	4 pm					
Nov. 25		at Texas State		San Marcos, Texas	2 pm					

Rankings Listed (AP/Coaches Polls)

TEAM STATS

	USA	OPP
First Downs	189	128
Rushing	78	50
Passing	100	61
Penalty	11	17
Rushing Yardage	1350	1003
Rushing attempts	285	292
Average per rush	4.7	3.4
Average per game	168.8	125.4
TDs Rushing	21	7
Passing Yardage	2284	1532
Comp-Att-Int	177-269-8	120-204-6
Average per pass	8.5	7.5
Average per catch	12.9	12.8
Average per game	285.5	191.5
TDs Passing	14	12
Total offense	3634	2535
Average per play	6.6	5.1
Average per game	454.3	316.9
Kick returns: #-Yards	13-216	20-308
Punt returns: #-Yards	17-142	1-0
Int returns: #-Yards	6-27	8-23
Fumbles-Lost	9-6	9-6
Penalties-Yards	57-501	47-407
Punts-Avg	21-39.0	43-41.3
Time of possession / game	30:01	29:58
3rd-down conversion	52/107	38/105
4rd-down conversion	9/16	3/8
PAT-attempts	(31-33) 94%	(19-21) 90%
2-point conversion-attempts	(0-2) 0%	(0-0) 0%

INDIVIDUAL OFFENSIVE STATS

Rushing

Player	gp	att	gain	loss	net	avg	td	lg	avg/g
La'Damian Webb	8	119	681	7	674	5.7	13	65	84.3
Kentrel Bullock	8	74	399	24	375	5.1	3	34	46.9
Marco Lee Jr.	8	39	196	10	186	4.8	2	13	23.3
Dorian Smith	1	2	34	0	34	17.0	1	29	34.0
PJ Martin	3	9	30	2	28	3.1	0	14	9.3
Gio Lopez	3	2	27	0	27	13.5	1	20	9.0
Jarvis Durr	1	3	20	0	20	6.7	0	13	20.0
Braylon McReynolds	1	2	9	0	9	4.5	0	6	9.0
Jonathon Carter	1	1	8	0	8	8.0	0	8	8.0
Carter Bradley	8	33	111	120	-9	-0.3	1	17	-1.1
Team	8	1	0	2	-2	-2.0	0	0	-0.3
Total	8	285	1515	165	1350	4.7	21	65	168.8
Opponents	8	292	1176	173	1003	3.4	7	56	125.4

Passing

Player	gp	effic	comp-att-int	pct	yds	td	lg	avg/g
Carter Bradley	8	148.4	167-254-7	65.7	2156	13	84	269.5
Gio Lopez	3	147.0	10-15-1	66.7	128	1	29	42.7
Total	8	148.3	177-269-8	65.8	2284	14	84	285.5
Opponents	8	135.4	120-204-6	58.8	1532	12	76	191.5

Receiving

Player	gp	no.	yds	avg	td	lg	avg/g
Caullin Lacy	8	55	957	17.4	6	84	119.6
Jamaal Pritchett	8	35	541	15.5	3	50	67.6
La'Damian Webb	8	17	106	6.2	0	19	13.3
Lincoln Sefcik	8	17	165	9.7	1	24	20.6
DJ Thomas-Jones	8	14	150	10.7	0	33	18.8
Kentrel Bullock	8	13	106	8.2	1	30	13.3
Javon Ivory	7	10	76	7.6	0	19	10.9
Devin Voisin	2	5	77	15.4	1	29	38.5
Brandon Crum	6	2	8	4.0	1	5	1.3
Todd Justice	8	2	9	4.5	0	6	1.1
Jacob Hopper	6	2	26	13.0	0	14	4.3
Keyshawn Woodyard	3	2	34	17.0	0	21	11.3
Braylon McReynolds	1	1	8	8.0	0	8	8.0
Jeremiah Webb	5	1	3	3.0	1	3	0.6
PJ Martin	3	1	18	18.0	0	18	6.0
Total	8	177	2284	12.9	14	84	285.5
Opponents	8	120	1532	12.8	12	76	191.5

Score by Periods

Team	1st	2nd	3rd	4th	OT	TOT
South Alabama	52	71	72	73	0	268
Opponents	24	68	33	44	0	169

2023 | STATISTICS

INDIVIDUAL SPECIAL TEAMS/ALL-PURPOSE STATISTICS

Field Goals

Player	fg	pct.	01-19	20-29	30-39	40-49	50-99	lg	blk
Diego Guajardo	9-12	75.0	0-0	1-1	5-5	3-5	0-1	46	0
Opponents	8-8	100.0	0-0	4-4	3-3	1-1	0-0	42	0

Scoring

Player	td	fg	PAT					dpx	saf	pts
			kick	rush	rcv	pass				
La'Damian Webb	13	-	-	-	-	-	-	-	-	78
Diego Guajardo	-	9-12	30-32	-	-	-	-	-	-	57
Caullin Lacy	6	-	-	-	-	-	-	-	-	36
Kentrel Bullock	4	-	-	-	-	-	-	-	-	24
Jamaal Pritchett	3	-	-	-	-	-	-	-	-	18
Marco Lee Jr.	2	-	-	-	-	-	-	-	-	12
Brandon Crum	1	-	-	-	-	-	-	-	-	6
Devin Voisin	1	-	-	-	-	-	-	-	-	6
Carter Bradley	1	-	-	-	-	-	-	-	-	6
Lincoln Sefcik	1	-	-	-	-	-	-	-	-	6
Jeremiah Webb	1	-	-	-	-	-	-	-	-	6
Gio Lopez	1	-	-	-	-	-	-	-	-	6
Dorian Smith	1	-	-	-	-	-	-	-	-	6
Jacob Meeks	-	-	1-1	-	-	-	-	-	-	1
Total	35	9-12	31-33	0	0	0	0	0	0	268
Opponents	21	8-8	19-21	0	0	0	0	0	0	169

Score by Periods

Team	1st	2nd	3rd	4th	OT	TOT
South Alabama	52	71	72	73	0	268
Opponents	24	68	33	44	0	169

Punting

Player	no.	yds	avg	lg	tb	fc	i20	50+	blk
Jack Martin	21	820	39.0	53	0	12	8	2	0
Total	21	820	39.0	53	0	12	8	2	0
Opponents	43	1778	41.3	53	0	17	9	5	0

Punt Returns

Player	no.	yds	avg	td	lg
Caullin Lacy	16	137	8.6	0	21
Jamaal Pritchett	1	5	5.0	0	5
Total	17	142	8.4	0	21
Opponents	1	0	0.0	0	0

Kick Returns

Player	no.	yds	avg	td	lg
Kentrel Bullock	9	163	18.1	0	31
Braylon McReynolds	2	34	17.0	0	17
Brandon Crum	1	6	6.0	0	6
Jamaal Pritchett	1	13	13.0	0	13
Total	13	216	16.6	0	31
Opponents	20	308	15.4	0	25

All Purpose

Player	g	rush	rcv	pr	kr	ir	total	avg/g
Caullin Lacy	8	0	957	137	0	0	1094	136.8
La'Damian Webb	8	674	106	0	0	0	780	97.5
Kentrel Bullock	8	375	106	0	163	0	644	80.5
Jamaal Pritchett	8	0	541	5	13	0	559	69.9
Marco Lee Jr.	8	186	0	0	0	0	186	23.3
Lincoln Sefcik	8	0	165	0	0	0	165	20.6
DJ Thomas-Jones	8	0	150	0	0	0	150	18.8
Devin Voisin	2	0	77	0	0	0	77	38.5
Javon Ivory	7	0	76	0	0	0	76	10.9
Braylon McReynolds	1	9	8	0	34	0	51	51.0
PJ Martin	3	28	18	0	0	0	46	15.3
Keyshawn Woodyard	3	0	34	0	0	0	34	11.3
Dorian Smith	1	34	0	0	0	0	34	34.0
Gio Lopez	3	27	0	0	0	0	27	9.0
Jacob Hopper	6	0	26	0	0	0	26	4.3
Marquise Robinson	8	0	0	0	0	24	24	3.0
Jarvis Durr	1	20	0	0	0	0	20	20.0
Brandon Crum	6	0	8	0	6	0	14	2.3
Todd Justice	8	0	9	0	0	0	9	1.1
Jonathon Carter	1	8	0	0	0	0	8	8.0
Wesley Miller	7	0	0	0	0	3	3	0.4
Jeremiah Webb	5	0	3	0	0	0	3	0.6
Carter Bradley	8	-9	0	0	0	0	-9	-1.1
Total	8	1350	2284	142	216	27	4019	502.4
Opponents	8	1003	1532	0	308	23	2866	358.3

Total Offense

Player	g	plays	rush	pass	total	avg/g
Carter Bradley	8	287	-9	2156	2147	268.4
La'Damian Webb	8	119	674	0	674	84.3
Kentrel Bullock	8	74	375	0	375	46.9
Marco Lee Jr.	8	39	186	0	186	23.3
Gio Lopez	3	17	27	128	155	51.7
Dorian Smith	1	2	34	0	34	34.0
PJ Martin	3	9	28	0	28	9.3
Jarvis Durr	1	3	20	0	20	20.0
Braylon McReynolds	1	2	9	0	9	9.0
Jonathon Carter	1	1	8	0	8	8.0
Total	8	554	1350	2284	3634	454.3
Opponents	8	496	1003	1532	2535	316.9

2023 | STATISTICS

INDIVIDUAL DEFENSIVE STATISTICS

Team Defense

##	Player	gp	Tackles				Sacks	Pass defense			Fumbles	blkd		
			ua	a	tot	tfl/yds	no-yds	int-yds	brup	qbh	fr-yds	ff	kick	saf
4	James Miller	8	18	33	51	2.5-4	.	.	.	1	1-9	.	.	.
10	Quentin Wilfawn	8	27	23	50	8.5-17	2-6	.	.	1
22	Trey Kiser	8	20	26	46	6-13	0.5-2	.	2	1
2	Jaden Voisin	8	18	24	42	0.5-2	.	2-0	5	.	.	1	.	.
25	Khalil Jacobs	8	13	21	34	5.5-11	2-7	.	.	1	.	2	.	.
8	Yam Banks	8	22	11	33	2.5-12	1-6	1-0	.	1	.	1	.	.
11	Jamie Sheriff	8	10	15	25	4-22	2-19	.	.	5	.	1	.	.
99	Wy'Kevious Thomas	8	6	14	20	2-7	1-6	.	.	1
6	Ricky Fletcher	8	16	4	20	1-1	.	.	10	1	1-0	.	.	.
12	Jamall Hickbottom	8	8	11	19	1.5-5	0.5-3	.	.	.	1-0	1	.	.
1	Jalen Jordan	7	13	5	18	1-1
7	Marquise Robinson	8	11	7	18	0.5-3	.	1-24
30	Charles Coleman III	8	9	7	16	2.5-9	1.5-7	.	.	3
95	Brock Higdon	8	6	9	15	3.5-24	3-21	.	1	3
31	Mike Harris	7	5	9	14
9	Ke'Shun Brown	6	9	4	13	1-5	.	.	.
20	Lamondre Brooks	6	6	3	9	2.5-6	1-4	.	.	1
55	Maurice Strong Jr.	7	5	3	8	3.5-14	2-9	1-0	.	1
3	Rickey Hyatt Jr.	7	2	5	7
90	Carlos Johnson Jr.	8	1	5	6	0.5-3	0.5-3
29	Wesley Miller	7	3	2	5	1-2	.	1-3	.	.	1-0	.	.	.
19	Dallas Gamble	8	2	2	4
18	RJ Moss Jr.	3	2	2	4
53	Emauri Sibley	4	1	3	4
39	Dalton Hughes	8	2	1	3
15	Chrystyile Caldwell	5	1	2	3
32	Blayne Myrick	7	2	1	3
17	Reggie Neely	7	3	.	3
26	Brian Dillard	8	3	.	3
21	Jordan Norman	2	1	1	2	1-8	1-8
0	Keith Gallmon Jr.	2	.	1	1
88	Lincoln Sefcik	8	1	.	1
27	Gavin Forsha	2	1	.	1
14	Kentrel Bullock	8	1	.	1
91	Nathan Rawlins-Kibonge	3	1
28	Travis Drosos	8	1-0	.	.	.
	Totals	8	248	254	502	50-164	18-101	6-27	18	21	6-14	6	0	0
	Opponents	8	293	276	569	39-170	19-120	8-23	25	14	6-55	7	0	0

2023 | STATISTICS

TEAM GAME-BY-GAME COMPARISON

Date	Opponent	Rushing				Receiving				Passing				Kick Returns				Punt Returns				tot off
		no.	yds	td	lg	no.	yds	td	lg	cmp-att-int	yds	td	lg	no.	yds	td	lg	no.	yds	td	lg	
09/02/2023	at Tulane	32	75	1	12	23	190	1	20	23-30-2	190	1	20	3	59	0	25	0	0	0	0	265
09/09/2023	Southeastern La.	35	248	4	34	20	261	1	84	20-27-1	261	1	84	1	25	0	25	0	0	0	0	509
09/16/2023	at Oklahoma St.	47	243	2	65	10	152	2	57	10-16-0	152	2	57	1	17	0	17	3	9	0	6	395
09/23/2023	Central Mich.	33	151	2	29	17	254	2	72	17-27-0	254	2	72	1	18	0	18	2	27	0	21	405
09/30/2023	at James Madison	24	27	1	14	28	299	2	55	28-50-2	299	2	55	1	13	0	13	3	22	0	10	326
10/07/2023	at ULM	42	202	3	22	27	387	4	50	27-39-0	387	4	50	0	0	0	0	5	60	0	17	589
10/17/2023	Southern Miss.	44	287	7	29	23	360	0	50	23-31-1	360	0	50	1	31	0	31	3	19	0	8	647
10/28/2023	Louisiana	28	117	1	25	29	381	2	62	29-49-2	381	2	62	5	53	0	15	1	5	0	5	498
South Alabama		285	1350	21	65	177	2284	14	84	177-269-8	2284	14	84	13	216	0	31	17	142	0	21	3634
Opponents		292	1003	7	56	120	1532	12	76	120-204-6	1532	12	76	20	308	0	25	1	0	0	0	2535

South Alabama Averages

Games	Avg/ rush	Avg/ catch	Pass effic	KR avg	PR avg	All purpose avg/game	Total offense avg/game
8	4.7	12.9	148.3	16.6	8.4	502.4	454.3

Date	Opponent	Tackles				Sacks	Fumble	Pass Defense			blkd	PAT attempts			off				
		ua	a total	tfl-yds	no-yds	ff fr-yds	int-yds	qbh	brup	kick	kick	rush	rcv	saf	t/o	pts			
09/02/2023	at Tulane	30	24	54	4.0-12	1-5	3	3-14	0-0	0	0	0	0	2-2	0	0	0	7	17
09/09/2023	Southeastern La.	40	16	56	7.0-20	2-13	1	1-0	1-0	2	1	0	0	5-5	0	0	0	0	35
09/16/2023	at Oklahoma St.	34	20	54	4.0-32	4-32	0	1-0	1-24	5	3	0	0	3-3	0	0	0	9	33
09/23/2023	Central Mich.	33	32	65	6.0-17	2-11	0	0-0	0-0	5	2	0	0	3-4	0	0	0	0	30
09/30/2023	at James Madison	30	36	66	9.0-25	2-10	0	0-0	1-0	4	3	0	0	2-3	0	0	0	0	23
10/07/2023	at ULM	20	44	64	5.0-18	2-9	0	0-0	2-3	3	3	0	0	7-7	0	0	0	10	55
10/17/2023	Southern Miss.	26	40	66	8.0-25	4-19	2	1-0	1-0	1	5	0	0	7-7	0	0	0	7	55
10/28/2023	Louisiana	35	42	77	7.0-15	1-2	0	0-0	0-0	1	1	0	0	2-2	0	0	0	0	20
South Alabama		248	254	502	50.0-164	18-101	6	6-14	6-27	21	18	0	31-33	0	0	0	0	33	268
Opponents		293	276	569	39.0-170	19-120	7	6-55	8-23	14	25	0	19-21	0	0	0	0	17	169

Date	Opponent	Punting								Field Goals			Kickoffs					
		no.	yds	avg	long	blkd	tb	fc	50+	i20	md-att	long	blkd	no.	yds	avg	tb	ob
09/02/2023	at Tulane	1	45	45.0	45	0	0	1	0	0	1-2	36	0	4	260	65.0	4	0
09/09/2023	Southeastern La.	2	83	41.5	45	0	0	1	0	1	0-0	0	0	6	362	60.3	2	0
09/16/2023	at Oklahoma St.	4	172	43.0	53	0	0	2	1	3	2-2	42	0	7	454	64.9	5	0
09/23/2023	Central Mich.	4	156	39.0	52	0	0	3	1	1	1-1	32	0	6	372	62.0	4	0
09/30/2023	at James Madison	7	270	38.6	42	0	0	3	0	2	1-1	40	0	4	255	63.8	1	0
10/07/2023	at ULM	0	0	0.0	0	0	0	0	0	0	2-3	46	0	10	569	56.9	4	0
10/17/2023	Southern Miss.	0	0	0.0	0	0	0	0	0	0	2-3	39	0	11	598	54.4	1	0
10/28/2023	Louisiana	3	94	31.3	49	0	0	2	0	1	0-0	0	0	4	209	52.3	2	1
South Alabama		21	820	39.0	53	0	0	12	2	8	9-12	46	0	52	3079	59.2	23	1
Opponents		43	1778	41.3	53	0	0	17	5	9	8-8	42	0	36	2223	61.8	18	0

2023 | STATISTICS

TEAM OPPONENT GAME-BY-GAME COMPARISON

Date	Opponent	Rushing				Receiving				Passing				Kick Returns				Punt Returns				tot off		
		no.	yds	td	lg	no.	yds	td	lg	cmp	att	int	yds	td	lg	no.	yds	td	lg	no.	yds		td	lg
09/02/2023	at Tulane	38	142	0	13	14	294	4	48	14	15	0	294	4	48	0	0	0	0	0	0	0	0	436
09/09/2023	Southeastern La.	26	62	1	12	25	350	1	76	25	36	1	350	1	76	4	61	0	20	0	0	0	0	412
09/16/2023	at Oklahoma St.	29	94	1	21	16	114	0	15	16	35	1	114	0	15	2	42	0	23	1	0	0	0	208
09/23/2023	Central Mich.	38	125	4	16	20	230	1	70	20	31	0	230	1	70	2	31	0	19	0	0	0	0	355
09/30/2023	at James Madison	44	136	0	33	12	241	3	66	12	22	1	241	3	66	2	42	0	22	0	0	0	0	377
10/07/2023	at ULM	32	138	0	44	13	112	1	19	13	28	2	112	1	19	4	28	0	10	0	0	0	0	250
10/17/2023	Southern Miss.	36	103	0	18	7	46	0	20	7	20	1	46	0	20	5	85	0	25	0	0	0	0	149
10/28/2023	Louisiana	49	203	1	56	13	145	2	33	13	17	0	145	2	33	1	19	0	19	0	0	0	0	348
Opponents		292	1003	7	56	120	1532	12	76	120	204	6	1532	12	76	20	308	0	25	1	0	0	0	2535
South Alabama		285	1350	21	65	177	2284	14	84	177	269	8	2284	14	84	13	216	0	31	17	142	0	21	3634

Opponents Averages

Games	Avg/ rush	Avg/ catch	Pass effc	KR avg	PR avg	All purpose avg/game	Total offense avg/game
8	3.4	12.8	135.4	15.4	0.0	358.3	316.9

Date	Opponent	Tackles			Sacks no-yds	Fumble ff fr-yds	Pass Defense			blkd kick	PAT attempts			off				
		ua	a	total			tfl-yds	int-yds	qbh		brup	kick	rush	rcv	saf	t/o	pts	
09/02/2023	at Tulane	45	22	67	7.0-40	5-32	3	3-0	2-5	0	3	0	4-4	0	0	0	10	37
09/09/2023	Southeastern La.	42	16	58	2.0-9	0-0	0	0-0	1-0	1	0	0	2-2	0	0	0	0	17
09/16/2023	at Oklahoma St.	35	40	75	3.0-25	2-23	1	0-0	0-0	0	1	0	1-1	0	0	0	0	7
09/23/2023	Central Mich.	29	28	57	6.0-21	2-15	0	0-0	0-0	4	2	0	4-5	0	0	0	0	34
09/30/2023	at James Madison	34	26	60	10.0-49	5-31	0	0-0	2-18	2	11	0	4-4	0	0	0	7	31
10/07/2023	at ULM	27	70	97	2.0-3	0-0	0	0-0	0-0	2	2	0	1-1	0	0	0	0	7
10/17/2023	Southern Miss.	39	40	79	3.0-3	0-0	0	0-0	1-0	2	2	0	0-0	0	0	0	0	3
10/28/2023	Louisiana	42	34	76	6.0-20	5-19	3	3-55	2-0	3	4	0	3-4	0	0	0	0	33
Opponents		293	276	569	39.0-170	19-120	7	6-55	8-23	14	25	0	19-21	0	0	0	17	169
South Alabama		248	254	502	50.0-164	18-101	6	6-14	6-27	21	18	0	31-33	0	0	0	33	268

Date	Opponent	Punting							Field Goals			Kickoffs						
		no.	yds	avg	long	blkd	tb	fc	50+	i20	md-att	long	blkd	no.	yds	avg	tb	ob
09/02/2023	at Tulane	1	41	41.0	41	0	0	0	0	0	3-3	30	0	8	511	63.9	4	0
09/09/2023	Southeastern La.	4	146	36.5	53	0	0	2	1	2	1-1	29	0	4	258	64.5	2	0
09/16/2023	at Oklahoma St.	9	381	42.3	53	0	0	5	1	2	0-0	0	0	2	121	60.5	0	0
09/23/2023	Central Mich.	5	216	43.2	51	0	0	2	1	0	0-0	0	0	6	389	64.8	5	0
09/30/2023	at James Madison	7	293	41.9	53	0	0	2	1	2	1-1	31	0	6	373	62.2	5	0
10/07/2023	at ULM	5	215	43.0	51	0	0	0	1	0	0-0	0	0	1	65	65.0	1	0
10/17/2023	Southern Miss.	7	291	41.6	45	0	0	4	0	1	1-1	32	0	2	121	60.5	0	0
10/28/2023	Louisiana	5	195	39.0	49	0	0	2	0	2	2-2	42	0	7	385	55.0	1	0
Opponents		43	1778	41.3	53	0	0	17	5	9	8-8	42	0	36	2223	61.8	18	0
South Alabama		21	820	39.0	53	0	0	12	2	8	9-12	46	0	52	3079	59.2	23	1

2023 | STATISTICS

STARTING LINEUPS

Offense	WR	TE	LT	LG	C	RG	RT	WR/TE	WR	QB	RB
at Tulane	Lacy	Sefcik	McCulloch	J. Robinson	Smith	Lucas	Strickland	Crum	D. Voisin	Bradley	Webb
SE Louisiana	Lacy	Sefcik	McCulloch	J. Robinson	Smith	Buys	Strickland	Crum	D. Voisin	Bradley	Lee Jr.
at Oklahoma State	Lacy	Sefcik	Davis	J. Robinson	Smith	Lucas	Strickland	Pritchett	Ivory	Bradley	Webb
Central Michigan	Lacy	Sefcik	Davis	J. Robinson	Smith	Lucas	Strickland	Pritchett	Ivory	Bradley	Bullock
at James Madison	Lacy	Thomas-Jones	Davis	J. Robinson	Smith	Lucas	Strickland	Pritchett	Ivory	Bradley	Bullock
at ULM	Lacy	Thomas-Jones	Davis	Buys	Smith	Lucas	Strickland	Crum	Townsend	Bradley	Webb
Southern Miss	Lacy	Thomas-Jones	Davis	Buys	Smith	Lucas	Strickland	Sefcik	Pritchett	Bradley	Webb
Louisiana	Lacy	Sefcik	Davis	Buys	Smith	Lucas	Strickland	Crum	Pritchett	Bradley	Webb
at Troy											
Arkansas State											
Marshall											
at Texas State											

Defense	BANDIT	NT	DT	WOLF/S	MIKE	STINGER	CB	HUSKY	ROVER	FS	CB/DL
at Tulane	Sheriff	Thomas	Coleman	Wilfawn	Miller	Kiser	Robinson	Banks	J. Voisin	Gallmon	Fletcher
SE Louisiana	Sherriff	Thomas	Coleman	Wilfawn	Miller	Kiser	Robinson	Banks	J. Voisin	Gallmon	Fletcher
at Oklahoma State	Sherriff	Thomas	Coleman	Wilfawn	Miller	Kiser	Robinson	Banks	Harris	J. Voisin	Fletcher
Central Michigan	Sherriff	Thomas	Coleman	Wilfawn	Miller	Kiser	Robinson	Banks	Jordan	J. Voisin	Fletcher
at James Madison	Sherriff	Thomas	Hickbottom	Wilfawn	Miller	Kiser	Robinson	Banks	Jordan	J. Voisin	Fletcher
at ULM	Sherriff	Thomas	Hickbottom	Wilfawn	Miller	Kiser	Robinson	Banks	Jordan	J. Voisin	Fletcher
Southern Miss	Sherriff	Thomas	Coleman	Wilfawn	Jacobs	Kiser	Robinson	Banks	Harris	J. Voisin	Fletcher
Louisiana	Sherriff	Thomas	Coleman	Wilfawn	Miller	Jacobs	Robinson	Banks	Harris	J. Voisin	Fletcher
at Troy											
Arkansas State											
Marshall											
at Texas State											

STARTERS CHART | AT SOUTH ALABAMA

QUARTERBACKS	CAREER	STREAK	DEFENSIVE LINE	CAREER	STREAK
Carter Bradley	21	21	Charles Coleman III	28	2
Desmond Trotter	16	-	Jamall Hickbottom	5	-
			Brock Higdon	4	-
RUNNING BACKS	CAREER	STREAK	Jamie Sheriff	26	2
Kentrel Bullock	3	-	Maurice Strong Jr.	5	-
Braylon McReynolds	3	-	Wy'kevious Thomas	33	12
Marco Lee Jr.	1	-	LINEBACKERS	CAREER	STREAK
La'Damian Webb	13	2	Khalil Jacobs	2	2
			Trey Kiser	15	-
RECEIVERS	CAREER	STREAK	James Miller	20	20
Javon Ivory	1	-	Quentin Wilfawn	13	7
Caullin Lacy	28	21	DEFENSIVE BACKS	CAREER	STREAK
Jamaal Pritchett	5	2	Yam Banks	33	32
Devin Voisin	15	-	Ricky Fletcher	8	8
Jay'juan Townsend	1	-	Keith Gallmon Jr.	37	-
TIGHT ENDS	CAREER	STREAK	Dallas Gamble	1	-
Brandon Crum	24	1	Mike Harris	2	-
Jacob Hopper	2	-	Rickey Hyatt, Jr.	3	-
DJ Thomas-Jones	6	-	Jalen Jordan	16	1
Lincoln Sefcik	22	8	Marquise Robinson	17	14
			Tremel States-Jones	1	-
OFFENSIVE LINE	CAREER	STREAK	Jaden Voisin	20	16
Reid Buys	3	3			
Jordan Davis	5	5			
Dontae Lucas	15	5			
Josh McCullough	17	-			
James Robinson	4	-			
Reggie Smith	16	11			
Adrein Strickland	17	13			

PREGAME

SOUTH ALABAMA CAPTAINS

Game	Players
at Tulane	(5) Devin Voisin, WR; (11) Jamie Sheriff, DL; (88) Lincoln Sefcik, TE
Southeastern Louisiana	(4) Caullin Lacy, WR; (5) James Miller, LB; (99) Wy'Kevious Thomas, DL
at Oklahoma State	(5) Trey Kiser, LB; (67) Reggie Smith, OL; (88) Lincoln Sefcik, TE
Central Michigan	(5) Desmond Trotter, QB; (10) Quentin Wilfawn, LB; (12) Jamaal Pritchett, WR
at James Madison	(2) Carter Bradley, QB; (5) Caullin Lacy, WR; (12) Jamall Hickbottem, DL
at ULM	(5) Jaden Voisin, S; (8) Yam Banks, S; (67) Reggie Smith, OL
Southern Miss	(5) Wy'Kevious Thomas, DL; (20) Brandon Crum, TE; (36) Diego Guajardo, PK
Louisiana	(13) Javon Ivory, WR; (30) Charles Coleman III, DL; (50) Reggie Smith, OL
at Troy	
Arkansas State	
Marshall	
at Texas State	

COIN TOSS

Game	Coin Toss Outcome
at Tulane	Tulane Won & Elected to Defer
Southeastern Louisiana	South Alabama Won & Elected to Defer
at Oklahoma State	South Alabama Won & Elected to Defer
Central Michigan	South Alabama Won & Elected to Defer
at James Madison	James Madison Won & Elected to Defer
at ULM	ULM Won & Elected to Defer
Southern Miss	Southern Miss Won & Elected to Defer
Louisiana	South Alabama Won & Elected to Defer
at Troy	
Arkansas State	
Marshall	
at Texas State	

SOUTH ALABAMA UNIFORM COMBOS

Game	Helmet	Jersey	Pants	Result
at Tulane	White	White	White	L, 17-37
SE Louisiana	White	Red	Blue	W, 35-17
at Oklahoma State	White	White	White	W, 33-7
Central Michigan	White	Red	White	L, 30-34
at James Madison	White	White	Blue	L, 23-31
at ULM	White	White	White	W, 55-7
Southern Miss	White	Red	White	W, 55-3
Louisiana	White	Blue	Blue	L, 20-33
at Troy				
Arkansas State				
Marshall				
at Texas State				

OPENING DRIVES

OPENING OFFENSIVE SERIES

Game	1st Half	2nd Half
at Tulane	Fumble	TOUCHDOWN
SE Louisiana	Punt*	Interception
at Oklahoma State	FIELD GOAL	Punt
Central Michigan	TOUCHDOWN	Punt*
at James Madison	Punt*	Punt
at ULM	TOUCHDOWN	Missed FG
Southern Miss	TOUCHDOWN	FIELD GOAL
Louisiana	Punt*	TOUCHDOWN
at Troy		
Arkansas State		
Marshall		
at Texas State		

* - 3 & Out

OPENING DEFENSIVE SERIES

Game	1st Half	2nd Half
at Tulane	TOUCHDOWN	FUMBLE
SE Louisiana	Punt	Punt*
at Oklahoma State	Punt	Punt
Central Michigan	Punt*	TOUCHDOWN
at James Madison	TOUCHDOWN	Punt
at ULM	Interception	Punt*
Southern Miss	Punt	Punt*
Louisiana	Punt	FIELD GOAL
at Troy		
Arkansas State		
Marshall		
at Texas State		

* - 3 & Out

TIME OF POSSESSION

Opponent	Result	Overall	Total	1st Qtr	2nd Qtr	3rd Qtr	4th Qtr	Overtime
at Tulane	L, 17-37	0-1	29:23/30:37	7:59/7:01	11:36/3:24	8:30/6:30	1:18/13:42	-
Southeastern Louisiana	W, 35-17	1-1	28:09/31:51	4:14/10:46	5:29/9:31	8:48/6:12	9:38/5:22	-
at Oklahoma State	W, 33-7	2-1	34:35/25:20	11:04/3:56	7:00/8:00	7:17/7:38	9:14/5:46	-
Central Michigan	L, 30-34	2-2	26:16/33:44	6:15/8:45	5:27/9:33	7:31/7:29	7:03/7:57	-
at James Madison	L, 23-31	2-3	28:46/31:14	8:01/6:59	5:45/9:15	7:42/7:18	7:18/7:42	-
at ULM	W, 55-7	3-3	36:30/23:30	13:11/1:49	5:15/9:45	8:57/6:03	9:07/5:53	-
Southern Miss	W, 55-7	4-3	31:15/28:45	10:47/4:13	10:44/4:16	5:02/9:58	4:42/10:18	-
Louisiana	L, 20-33	4-4	25:16/34:4	6:23/8:37	5:21/9:39	7:28/7:32	6:04/8:56	-
at Troy			-	-	-	-	-	-
Arkansas State			-	-	-	-	-	-
Marshall			-	-	-	-	-	-
at Texas State			-	-	-	-	-	-
SOUTH ALABAMA		Total	240:10	54:36	69:55	60:20	55:19	-
		Avg.	30:01	6:50	8:44	7:33	6:55	-
Opponents		Total	239:45	41:10	74:19	49:30	74:46	-
		Avg.	29:58	5:09	9:17	6:11	9:21	-

2023 | STATISTICS

TURNOVERS

	Forced by South Alabama					Forced by Opponent				
	Fum	Int	Total	Pts Off	Margin	Fum	Int	Total	Pts Off	Margin
at Tulane	3	-	3	7	-2	3	2	5	10	+2
Southeastern Louisiana	-	1	1	-	0	-	1	1	-	0
at Oklahoma State	1	1	2	9	+2	-	-	-	-	-2
Central Michigan	-	-	-	-	0	-	-	-	-	0
at James Madison	-	1	1	-	-1	-	2	2	7	+1
at ULM	-	2	2	10	+2	-	-	-	-	-2
Southern Miss	1	1	2	7	+1	-	1	1	-	-1
Louisiana	-	-	-	-	-5	3	2	-	-	+5
at Troy	-	-	-	-	-	-	-	-	-	-
Arkansas State	-	-	-	-	-	-	-	-	-	-
Marshall	-	-	-	-	-	-	-	-	-	-
at Texas State	-	-	-	-	-	-	-	-	-	-
TOTALS	5	6	11	33	-3	6	8	8	30	+3

SOUTH ALABAMA BIG PLAYS

	Rushing			Passing			Special Teams/Def	
	20-29	30-39	40+	20-29	30-39	40+	Block	Ret. TD
at Tulane	-	-	-	1	-	-	-	-
Southeastern Louisiana	-	2	-	2	-	1	-	-
at Oklahoma State	-	-	1	-	1	1	-	-
Central Michigan	1	-	-	2	1	1	-	-
at James Madison	-	-	-	-	1	2	-	-
at ULM	1	-	-	1	2	2	-	-
Southern Miss	2	-	-	4	2	-	-	-
Louisiana	1	-	-	2	2	1	-	-
at Troy	-	-	-	-	-	-	-	-
Arkansas State	-	-	-	-	-	-	-	-
Marshall	-	-	-	-	-	-	-	-
at Texas State	-	-	-	-	-	-	-	-
TOTALS	5	2	1	12	9	8	-	-

OPPONENT BIG PLAYS

	Rushing			Passing			Special Teams/Def	
	20-29	30-39	40+	20-29	30-39	40+	Block	Ret. TD
at Tulane	-	-	-	2	2	3	-	1
Southeastern Louisiana	-	-	-	2	1	1	-	-
at Oklahoma State	1	-	-	-	1	-	-	-
Central Michigan	-	-	-	2	-	1	-	-
at James Madison	-	1	-	1	-	3	-	-
at ULM	1	-	1	-	-	-	-	-
Southern Miss	-	-	-	-	-	-	-	-
Louisiana	1	-	1	-	1	-	-	1
at Troy	-	-	-	-	-	-	-	-
Arkansas State	-	-	-	-	-	-	-	-
Marshall	-	-	-	-	-	-	-	-
at Texas State	-	-	-	-	-	-	-	-
TOTALS	3	1	2	7	5	8	-	2

2023 | STATISTICS

THIRD-DOWN CONVERSIONS

Opponent	Score	Result	Overall	1st Qtr	2nd Qtr	3rd Qtr	4th Qtr	Overtime
at Tulane	17-37	L	8-13 61.5	1-2 50.0	4-6 66.7	3-4 .750	0-1 .000	-- --
Southeastern Louisiana	35-17	W	6-12 50.0	1-2 50.0	1-3 33.3	2-3 66.7	2-4 50.0	-- --
at Oklahoma State	33-7	W	6-14 42.9	3-4 75.0	2-4 50.0	1-3 33.3	0-3 0.0	-- --
Central Michigan	30-34	L	7-13 53.8	2-2 100.0	1-3 33.3	1-4 25.0	3-4 75.0	-- --
at James Madison	23-31	L	5-18 27.8	0-5 0.0	2-5 40.0	1-3 33.3	2-5 40.0	-- --
at ULM	55-7	W	7-13 53.8	3-5 60.0	1-2 50.0	2-3 66.7	1-3 33.3	-- --
Southern Miss	55-3	W	7-10 70.0	3-3 100.0	4-5 80.0	0-1 0.0	0-1 0.0	-- --
Louisiana	20-33	L	6-14 42.9	1-3 33.3	1-3 33.3	2-3 66.7	2-5 40.0	-- --
at Troy			-- --	-- --	-- --	-- --	-- --	-- --
Arkansas State			-- --	-- --	-- --	-- --	-- --	-- --
Marshall			-- --	-- --	-- --	-- --	-- --	-- --
at Texas State			-- --	-- --	-- --	-- --	-- --	-- --
SOUTH ALABAMA OPPONENTS			52-107 48.6 38-105 36.2	14-26 53.8 6-21 28.6	16-31 51.6 14-31 45.2	12-24 50.0 8-23 34.8	10-26 38.5 10-30 33.3	-- -- -- --

FOURTH-DOWN CONVERSIONS

Opponent	Score	Result	Overall	1st Qtr	2nd Qtr	3rd Qtr	4th Qtr	Overtime
at Tulane	17-37	L	0-1 0.0	0-0 0.0	0-0 0.0	0-1 0.0	0-0 0.0	-- --
Southeastern Louisiana	35-17	W	3-3 100.0	0-0 0.0	1-1 100.0	0-0 0.0	2-2 100.0	-- --
at Oklahoma State	33-7	W	0-0 0.0	0-0 0.0	0-0 0.0	0-0 0.0	0-0 0.0	-- --
Central Michigan	30-34	L	0-1 0.0	0-0 0.0	0-1 0.0	0-0 0.0	0-0 0.0	-- --
at James Madison	23-31	L	4-9 44.4	0-1 0.0	1-2 50.0	0-1 0.0	3-5 60.0	-- --
at ULM	55-7	W	3-3 100.0	2-2 100.0	0-0 0.0	0-0 0.0	1-1 100.0	-- --
Southern Miss	55-3	W	0-0 0.0	0-0 0.0	0-0 0.0	0-0 0.0	0-0 0.0	-- --
Louisiana	20-33	L	2-4 50.0	0-1 0.0	0-1 0.0	0-0 0.0	2-2 100.0	-- --
at Troy			-- --	-- --	-- --	-- --	-- --	-- --
Arkansas State			-- --	-- --	-- --	-- --	-- --	-- --
Marshall			-- --	-- --	-- --	-- --	-- --	-- --
at Texas State			-- --	-- --	-- --	-- --	-- --	-- --
SOUTH ALABAMA OPPONENTS			9-16 56.3 3-8 37.5	2-4 50.0 0-1 0.0	1-3 33.3 1-3 33.3	0-1 0.0 1-2 50.0	6-8 75.0 1-2 50.0	-- -- -- --

RED-ZONE STATS

SOUTH ALABAMA INSIDE OPPONENT RED-ZONE

Opponent	Score	Result	Times In RZ	Times Scored	Total Points	TDs	Rush TDs	Pass TDs	FGs Made	FGA	Failed to Score Inside the RZ					Game
											Down	Int	Fum	Half		
at Tulane	L	17-37	3	3	17	2	1	1	1	1	0	0	0	0	0	
Southeastern Louisiana	W	35-17	4	4	28	4	4	0	0	0	0	0	0	0	0	
at Oklahoma State	W	33-7	2	2	9	1	1	0	1	1	0	0	0	0	0	
Central Michigan	L	30-34	3	3	17	2	2	0	1	1	0	0	0	0	0	
at James Madison	L	23-31	2	2	13	2	1	1	0	0	0	0	0	0	0	
at ULM	W	55-7	6	6	38	5	3	2	1	1	0	0	0	0	0	
Southern Miss	W	55-3	7	7	45	6	6	0	1	1	0	0	0	0	0	
Louisiana	L	20-33	3	1	7	1	0	1	0	0	1	1	0	0	0	
at Troy																
Arkansas State																
Marshall																
at Texas State																
Totals 28 of 30 (93.3%)			30	28	174	23	18	5	5	5	1	1	0	0	0	

OPPONENTS INSIDE SOUTH ALABAMA RED-ZONE

Opponent	Score	Result	Times In RZ	Times Scored	Total Points	TDs	Rush TDs	Pass TDs	FGs Made	FGA	Failed to Score Inside the RZ					Game
											Down	Int	Fum	Half		
at Tulane	L	17-37	6	4	16	1	0	1	3	3	0	0	1	0	1	
Southeastern Louisiana	W	35-17	4	3	17	2	1	1	1	1	0	0	1	0	0	
at Oklahoma State	W	33-7	1	1	7	1	1	0	0	0	0	0	0	0	0	
Central Michigan	L	30-34	4	4	27	4	4	0	0	0	0	0	0	0	0	
at James Madison	L	23-31	2	1	3	0	0	0	1	1	1	0	0	0	0	
at ULM	W	55-7	2	1	7	1	0	1	0	0	1	0	0	0	0	
Southern Miss	W	55-3	1	1	3	0	0	0	1	1	0	0	0	0	0	
Louisiana	L	20-33	2	2	10	1	0	1	1	1	0	0	0	0	0	
at Troy																
Arkansas State																
Marshall																
at Texas State																
Totals 17 of 22 (77.3%)			22	17	90	10	6	4	7	7	2	0	2	0	1	

2023 | STATISTICS

INDIVIDUAL OFFENSIVE GAME-BY-GAME | QUARTERBACKS

Passing

#2 Carter Bradley	Comp	Att	Int	Pct	Yards	TD	Long	Sacked	Effic.
Tulane	23	30	2	76.7	190	1	20	5-32	127.5
Southeastern La.	19	26	1	73.1	258	1	84	0-0	161.4
Oklahoma St.	10	16	0	62.5	152	2	57	2-23	183.6
Central Mich.	17	27	0	63.0	254	2	72	2-15	166.4
James Madison	28	50	2	56.0	299	2	55	5-31	111.4
ULM	20	29	0	69.0	303	3	50	0-0	190.9
Southern Miss.	21	27	0	77.8	319	0	50	0-0	177.0
Louisiana	29	49	2	59.2	381	2	62	5-19	129.8
Totals	167	254	7	65.7	2156	13	84	19-120	148.4

#7 Gio Lopez	Comp	Att	Int	Pct	Yards	TD	Long	Sacked	Effic.
Southeastern La.	1	1	0	100.0	3	0	3	0-0	125.2
ULM	7	10	0	70.0	84	1	21	0-0	173.6
Southern Miss.	2	4	1	50.0	41	0	29	0-0	86.1
Totals	10	15	1	66.7	128	1	29	0-0	147.0

INDIVIDUAL OFFENSIVE GAME-BY-GAME | RUSHING AND RECEIVING

Rushing

Player	No-Yds/TD	Tulane	SL	OSU	CMU	JMU	ULM	USM	LA
La'Damian Webb	119-674/13	9-40/0	7-81/2	18-151/2	18-68/2	12-36/1	19-100/1	20-102/4	16-96/1
Kentrel Bullock	74-375/3	12-37/0	14-82/1	18-71/0	5-65/0	3--8/0	7-38/1	9-58/1	6-32/0
Marco Lee Jr.	39-186/2	-	11-66/1	6-30/0	4-10/0	1-5/0	11-49/1	6-26/0	-
Carter Bradley	33--9/1	9--11/1	-	4--7/0	4-7/0	8--6/0	-	2-19/0	6--11/0
PJ Martin	9-28/0	DNP	3-19/0	DNP	2-1/0	DNP	4-8/0	DNP	DNP
Jarvis Durr	3-20/0	DNP	DNP	DNP	DNP	DNP	DNP	3-20/0	DNP
Dorian Smith	2-34/1	DNP	DNP	DNP	DNP	DNP	DNP	2-34/1	DNP
Gio Lopez	2-27/1	DNP	-	DNP	DNP	DNP	1-7/0	1-20/1	DNP
Braylon McReynolds	2-9/0	2-9/0	DNP	DNP	DNP	DNP	DNP	DNP	DNP
Jonathon Carter	1-8/0	DNP	DNP	DNP	DNP	DNP	DNP	1-8/0	DNP

Receiving

Player	No-Yds/TD	Tulane	SL	OSU	CMU	JMU	ULM	USM	LA
Caullin Lacy	55-957/6	7-60/0	8-139/1	5-104/2	6-132/2	6-132/0	7-156/1	9-103/0	7-131/0
Jamaal Pritchett	35-541/3	5-63/0	3-36/0	-	6-62/0	3-65/1	2-25/0	5-122/0	11-168/2
Lincoln Sefcik	17-165/1	2-15/0	2-10/0	3-21/0	-	2-19/1	3-23/0	4-64/0	1-13/0
La'Damian Webb	17-106/0	1-1/0	-	-	1-19/0	7-24/0	3-22/0	2-26/0	3-14/0
DJ Thomas-Jones	14-150/0	2-12/0	-	-	2-18/0	2-30/0	3-43/0	2-33/0	3-14/0
Kentrel Bullock	13-106/1	3-19/0	2-3/0	1-10/0	1-8/0	2-14/0	1-30/1	-	3-22/0
Javon Ivory	10-76/0	-	-	1-17/0	1-15/0	6-15/0	1-10/0	DNP	1-19/0
Devin Voisin	5-77/1	1-7/1	4-70/0	DNP	DNP	DNP	DNP	DNP	DNP
Keyshawn Woodyard	2-34/0	DNP	DNP	-	DNP	DNP	2-34/0	-	DNP
Jacob Hopper	2-26/0	DNP	-	-	-	-	1-14/0	1-12/0	DNP
Todd Justice	2-9/0	-	1-3/0	-	-	-	1-6/0	-	-
Brandon Crum	2-8/1	1-5/0	-	-	-	DNP	1-3/1	DNP	-
PJ Martin	1-18/0	DNP	-	DNP	-	DNP	1-18/0	DNP	DNP
Braylon McReynolds	1-8/0	1-8/0	DNP	DNP	DNP	DNP	DNP	DNP	DNP
Jeremiah Webb	1-3/1	DNP	DNP	-	DNP	-	1-3/1	-	-

2023 | STATISTICS

INDIVIDUAL DEFENSIVE GAME-BY-GAME | TOTAL TACKLES

Total Tackles

Player	S-A	Total	Tulane	SL	OSU	CMU	JMU	ULM	USM	LA
James Miller	18-33	51	3-4	3-2	4-3	2-5	0-5	1-5	1-5	4-4
Quentin Wilfawn	27-23	50	3-0	2-1	1-2	8-2	4-3	0-4	2-3	7-8
Trey Kiser	20-26	46	1-3	4-2	3-2	2-4	5-4	3-6	1-5	1-0
Jaden Voisin	18-24	42	2-4	3-1	4-2	2-6	2-4	0-4	-	5-3
Khalil Jacobs	13-21	34	3-1	1-0	0-1	1-2	1-2	2-4	4-4	1-7
Yam Banks	22-11	33	3-0	4-3	3-0	3-2	2-3	2-1	3-1	2-1
Jamie Sheriff	10-15	25	4-3	0-2	1-0	1-3	1-3	1-3	1-1	1-0
Ricky Fletcher	16-4	20	1-0	3-0	2-1	2-1	4-0	2-0	-	2-2
Wy'Kevious Thomas	6-14	20	1-1	1-1	1-2	-	3-3	0-1	0-1	0-5
Jamall Hickbottom	8-11	19	2-2	1-1	1-3	1-0	-	0-1	1-2	2-2
Jalen Jordan	13-5	18	1-0	DNP	1-0	5-1	2-1	0-2	1-1	3-0
Marquise Robinson	11-7	18	-	1-0	2-0	1-0	1-3	3-0	1-2	2-2
Charles Coleman III	9-7	16	-	1-0	2-1	1-2	2-1	0-1	1-0	2-2
Brock Higdon	6-9	15	1-1	-	4-0	-	0-1	0-4	0-3	1-0
Mike Harris	5-9	14	1-1	2-1	0-1	-	0-2	DNP	0-1	2-3
Ke'Shun Brown	9-4	13	0-1	5-1	2-0	2-1	0-1	DNP	DNP	-
Lamondre Brooks	6-3	9	0-2	2-0	DNP	1-1	-	1-0	2-0	DNP
Maurice Strong Jr.	5-3	8	1-0	1-0	-	DNP	1-0	1-3	1-0	-
Rickey Hyatt Jr.	2-5	7	-	-	0-1	-	2-0	0-2	0-2	DNP
Carlos Johnson Jr.	1-5	6	1-0	-	-	0-1	-	-	0-3	0-1
Wesley Miller	3-2	5	DNP	1-0	-	-	-	1-0	1-1	0-1
RJ Moss Jr.	2-2	4	DNP	-	1-0	DNP	DNP	DNP	1-2	DNP
Dallas Gamble	2-2	4	0-1	1-0	0-1	-	-	-	1-0	-
Emauri Sibley	1-3	4	DNP	DNP	DNP	DNP	-	0-1	1-1	0-1
Reggie Neely	3-0	3	1-0	2-0	-	DNP	-	-	-	-
Brian Dillard	3-0	3	1-0	-	1-0	-	-	1-0	-	-
Blayne Myrick	2-1	3	-	-	-	-	-	2-1	-	DNP
Dalton Hughes	2-1	3	-	-	-	1-1	-	-	1-0	-
Chrystyle Caldwell	1-2	3	-	1-0	-	-	DNP	DNP	0-2	DNP
Jordan Norman	1-1	2	DNP	DNP	DNP	DNP	DNP	0-1	1-0	DNP
Kentrel Bullock	1-0	1	-	1-0	-	-	-	-	-	-
Gavin Forsha	1-0	1	-	DNP	1-0	DNP	DNP	DNP	DNP	DNP
Lincoln Sefcik	1-0	1	-	-	-	-	-	-	1-0	-
Keith Gallmon Jr.	0-1	1	-	0-1	DNP	DNP	DNP	DNP	DNP	DNP

2023 | STATISTICS

INDIVIDUAL GAME-BY-GAME | SACKS AND TACKLES FOR LOSS

Sacks

Player	UA-A	Total	Tulane	SL	OSU	CMU	JMU	ULM	USM	LA
Brock Higdon	2-2	3	-	-	2-15	-	-	0.5-3	0.5-3	-
Quentin Wilfawn	2-0	2	-	-	1-4	-	-	-	-	1-2
Jamie Sheriff	2-0	2	-	-	1-13	-	1-6	-	-	-
Khalil Jacobs	2-0	2	1-5	-	-	-	-	-	1-2	-
Maurice Strong Jr.	2-0	2	-	1-6	-	DNP	-	-	1-3	-
Charles Coleman III	1-1	1.5	-	-	-	1-5	0.5-2	-	-	-
Yam Banks	1-0	1	-	-	-	1-6	-	-	-	-
Lamondre Brooks	1-0	1	-	-	DNP	-	-	1-4	-	DNP
Jordan Norman	1-0	1	DNP	DNP	DNP	DNP	DNP	-	1-8	DNP
Wy'Kevious Thomas	0-2	1	-	0.5-4	-	-	0.5-2	-	-	-
Jamall Hickbottom	0-1	0.5	-	0.5-3	-	-	-	-	-	-
Trey Kiser	0-1	0.5	-	-	-	-	-	0.5-2	-	-
Carlos Johnson Jr.	0-1	0.5	-	-	-	-	-	-	0.5-3	-

Tackles for Loss

Player	UA-A	Total	Tulane	SL	OSU	CMU	JMU	ULM	USM	LA
Quentin Wilfawn	7-3	8.5	1.0-4	1.0-1	1.0-4	-	-	0.5-1	0.5-1	4.5-6
Trey Kiser	4-4	6.0	-	1.0-2	-	0.5-1	3.5-6	1.0-4	-	-
Khalil Jacobs	5-1	5.5	1.0-5	-	-	-	-	1.0-1	3.5-5	-
Jamie Sheriff	3-2	4.0	0.5-1	-	1.0-13	1.5-2	1.0-6	-	-	-
Maurice Strong Jr.	3-1	3.5	-	1.0-6	-	DNP	1.0-3	0.5-2	1.0-3	-
Brock Higdon	2-3	3.5	-	-	2.0-15	-	-	1.0-6	0.5-3	-
James Miller	2-1	2.5	1.5-2	-	-	-	-	-	1.0-2	-
Yam Banks	2-1	2.5	-	-	-	1.5-7	-	-	-	1.0-5
Lamondre Brooks	2-1	2.5	-	1.0-1	DNP	0.5-1	-	1.0-4	-	DNP
Charles Coleman III	2-1	2.5	-	-	-	1.0-5	1.5-4	-	-	-
Wy'Kevious Thomas	1-2	2.0	-	0.5-4	-	-	1.5-3	-	-	-
Jamall Hickbottom	1-1	1.5	-	0.5-3	-	-	-	-	-	1.0-2
Jalen Jordan	1-0	1.0	-	DNP	-	1.0-1	-	-	-	-
Ricky Fletcher	1-0	1.0	-	1.0-1	-	-	-	-	-	-
Jordan Norman	1-0	1.0	DNP	DNP	DNP	DNP	DNP	-	1.0-8	DNP
Wesley Miller	1-0	1.0	DNP	1.0-2	-	-	-	-	-	-
Jaden Voisin	0-1	0.5	-	-	-	-	-	-	-	0.5-2
Marquise Robinson	0-1	0.5	-	-	-	-	0.5-3	-	-	-
Carlos Johnson Jr.	0-1	0.5	-	-	-	-	-	-	0.5-3	-

2023 | STATISTICS

RETURNS GAME-BY-GAME

Punt Returns

Player	No-Yds	Tulane	SL	OSU	CMU	JMU	ULM	USM	LA
Caullin Lacy	16-137	-	-	3-9	2-27	3-22	5-60	2-14	1-5
Jamaal Pritchett	1-5	-	-	-	-	-	-	1-5	-

Kick Returns

Player	No-Yds	Tulane	SL	OSU	CMU	JMU	ULM	USM	LA
Kentrel Bullock	9-163	1-25	1-25	1-17	1-18	-	-	1-31	4-47
Braylon McReynolds	2-34	2-34	DNP	DNP	DNP	DNP	DNP	DNP	DNP
Jamaal Pritchett	1-13	-	-	-	-	1-13	-	-	-
Brandon Crum	1-6	-	-	-	-	DNP	-	DNP	1-6

Interceptions Returns

Player	No-Yds	Tulane	SL	OSU	CMU	JMU	ULM	USM	LA
Jaden Voisin	2-0	-	-	-	-	1-0	1-0	-	-
Marquise Robinson	1-24	-	-	1-24	-	-	-	-	-
Wesley Miller	1-3	DNP	-	-	-	-	1-3	-	-
Yam Banks	1-0	-	1-0	-	-	-	-	-	-
Maurice Strong Jr.	1-0	-	-	-	DNP	-	-	1-0	-

Fumble Returns

Player	No-Yds	Tulane	SL	OSU	CMU	JMU	ULM	USM	LA
James Miller	1-9	1-9	-	-	-	-	-	-	-
Ke'Shun Brown	1-5	1-5	-	-	-	-	DNP	DNP	-
Ricky Fletcher	1-0	1-0	-	-	-	-	-	-	-
Jamall Hickbottom	1-0	-	-	-	-	-	-	1-0	-
Travis Drosos	1-0	-	-	1-0	-	-	-	-	-
Wesley Miller	1-0	DNP	1-0	-	-	-	-	-	-

2023 | STATISTICS

FUMBLES GAME-BY-GAME

Fumbles

Player	No-Lost	Tulane	SL	OSU	CMU	JMU	ULM	USM	LA
Carter Bradley	5-0	1-0	-	1-0	-	-	-	-	3-0
La'Damian Webb	1-1	1-1	-	-	-	-	-	-	-
James Miller	1-1	1-1	-	-	-	-	-	-	-
Marco Lee Jr.	1-0	-	-	-	-	-	1-0	-	-

Fumbles Forced

Player	Number	Tulane	SL	OSU	CMU	JMU	ULM	USM	LA
Khalil Jacobs	2	1	-	-	-	-	-	1	-
Jaden Voisin	1	-	1	-	-	-	-	-	-
Yam Banks	1	1	-	-	-	-	-	-	-
Jamie Sheriff	1	1	-	-	-	-	-	-	-
Jamall Hickbottom	1	-	-	-	-	-	-	1	-

Fumbles Recovered

Player	Number	Tulane	SL	OSU	CMU	JMU	ULM	USM	LA
James Miller	1	1	-	-	-	-	-	-	-
Ricky Fletcher	1	1	-	-	-	-	-	-	-
Ke'Shun Brown	1	1	-	-	-	-	DNP	DNP	-
Jamall Hickbottom	1	-	-	-	-	-	-	1	-
Travis Drosos	1	-	-	1	-	-	-	-	-
Wesley Miller	1	DNP	1	-	-	-	-	-	-

2023 | STATISTICS

PARTICIPATION

#	Player	GP-GS	Tulane	SL	OSU	CMU	JMU	ULM	USM	LA
0	Keith Gallmon Jr.	2/2	START	START
0	Braylon McReynolds	1/0	XXX
1	Desmond Trotter	2/0	XXX	XXX	...
1	Jalen Jordan	7/4	XXX	...	XXX	START	START	START	XXX	START
2	Jaden Voisin	8/8	START	START	START	START	START	START	START	START
2	Carter Bradley	8/8	START	START	START	START	START	START	START	START
3	La'Damian Webb	8/5	START	XXX	START	XXX	XXX	START	START	START
3	Rickey Hyatt Jr.	7/0	XXX	XXX	XXX	XXX	XXX	XXX	XXX	...
4	Caullin Lacy	8/8	START	START	START	START	START	START	START	START
4	James Miller	8/7	START	START	START	START	START	START	XXX	START
6	Jay'juan Townsend	8/1	XXX	XXX	XXX	XXX	XXX	START	XXX	XXX
6	Ricky Fletcher	8/8	START	START	START	START	START	START	START	START
7	Marquise Robinson	8/8	START	START	START	START	START	START	START	START
7	Gio Lopez	3/0	...	XXX	XXX	XXX	...
8	Yam Banks	8/8	START	START	START	START	START	START	START	START
8	DJ Thomas-Jones	8/3	XXX	XXX	XXX	XXX	START	START	START	XXX
9	Devin Voisin	2/2	START	START
9	Ke'Shun Brown	6/0	XXX	XXX	XXX	XXX	XXX	XXX
10	Tanner McGee	0/0
10	Quentin Wilfawn	8/8	START	START	START	START	START	START	START	START
11	Jamie Sheriff	8/8	START	START	START	START	START	START	START	START
11	Anthony Eager	0/0
12	Jamall Hickbottom	8/1	XXX	XXX	XXX	XXX	START	XXX	XXX	XXX
12	Jamaal Pritchett	8/5	XXX	XXX	START	START	START	XXX	START	START
13	Christopher Wallace, Jr.	8/0	XXX	XXX	XXX	XXX	XXX	XXX	XXX	XXX
13	Javon Ivory	7/3	XXX	XXX	START	START	START	XXX	...	XXX
14	Kentrel Bullock	8/2	XXX	XXX	XXX	START	START	XXX	XXX	XXX
14	Cole Blaylock	3/0	...	XXX	XXX	XXX
15	Chrystyle Caldwell	5/0	XXX	XXX	XXX	XXX	XXX	...
15	Shamar Sandgren	5/0	...	XXX	XXX	...	XXX	XXX	XXX	...
16	Christopher Davis, Jr.	0/0
16	Jamarrien Burt	6/0	XXX	...	XXX	XXX	XXX	...	XXX	XXX
17	Bishop Davenport	0/0
17	Reggie Neely	7/0	XXX	XXX	XXX	...	XXX	XXX	XXX	XXX
18	Keyshawn Woodyard	3/0	XXX	XXX	XXX	...
18	RJ Moss Jr.	3/0	...	XXX	XXX	XXX	...
19	Dallas Gamble	8/0	XXX	XXX	XXX	XXX	XXX	XXX	XXX	XXX
19	Trip Maxwell	0/0
20	Brandon Crum	6/4	START	START	XXX	XXX	...	START	...	START
20	Lamondre Brooks	6/0	XXX	XXX	...	XXX	XXX	XXX	XXX	...
21	Jarvis Durr	1/0	XXX	...
21	Jordan Norman	2/0	XXX	XXX	...
22	Trey Kiser	8/7	START	START	START	START	START	START	START	XXX
22	PJ Martin	3/0	...	XXX	...	XXX	...	XXX
23	Tremel States-Jones	0/0
23	Cash Turner	0/0
24	Josh Bledsoe	0/0
25	David Delgado	0/0
25	Khalil Jacobs	8/2	XXX	XXX	XXX	XXX	XXX	XXX	START	START
26	Jonathon Carter	1/0	XXX	...
26	Brian Dillard	8/0	XXX	XXX	XXX	XXX	XXX	XXX	XXX	XXX
27	Jacob Hopper	6/0	...	XXX	XXX	XXX	XXX	XXX	XXX	...
27	Gavin Forsha	2/0	XXX	...	XXX
28	Travis Drosos	8/0	XXX	XXX	XXX	XXX	XXX	XXX	XXX	XXX
28	Isaac Mason	1/0	XXX
29	Marco Lee Jr.	8/1	XXX	START	XXX	XXX	XXX	XXX	XXX	XXX
29	Wesley Miller	7/0	...	XXX	XXX	XXX	XXX	XXX	XXX	XXX
30	Charles Coleman III	8/7	START	START	START	START	XXX	START	START	START
30	Stacey Boykins Jr.	0/0
31	Mike Harris	7/2	XXX	XXX	START	XXX	XXX	...	START	XXX

2023 | STATISTICS

PARTICIPATION

##	Player	GP-GS	Tulane	SL	OSU	CMU	JMU	ULM	USM	LA
32	Blayne Myrick	7/0	XXX	XXX	XXX	XXX	XXX	XXX	XXX	...
33	Alex Shamburger	0/0
33	Dorian Smith	1/0	XXX	...
34	Jordan Buchanan	2/0	XXX	...	XXX	...
34	Micah Turner	0/0
36	Diego Guajardo	8/0	XXX	XXX	XXX	XXX	XXX	XXX	XXX	XXX
36	Cameron Rutledge	1/0	XXX
37	Karon Weary	0/0
38	Calvin Williams	0/0
39	Dalton Hughes	8/0	XXX	XXX	XXX	XXX	XXX	XXX	XXX	XXX
40	Aleksi Pulkkinen	0/0
41	Jacob Meeks	8/0	XXX	XXX	XXX	XXX	XXX	XXX	XXX	XXX
42	Anthony Zaccaro	0/0
43	Taylor Milton	0/0
44	Michael Archie	0/0
45	Ed Smith IV	0/0
46	Toshi Yamamoto	0/0
47	Eli Ntsasa	0/0
48	Jordon Williams	0/0
49	Logan Lewis	0/0
51	Reed Buys	7/4	XXX	START	XXX	...	XXX	START	START	START
52	John Ward	2/0	XXX	XXX	...
53	Emauri Sibley	4/0	XXX	XXX	XXX	XXX
55	Maurice Strong Jr.	7/0	XXX	XXX	XXX	...	XXX	XXX	XXX	XXX
55	Dontae Lucas	8/7	START	XXX	START	START	START	START	START	START
56	Adrian Griffin	0/0
57	Jayson Jarrell	0/0
59	Sam Williams	0/0
61	Julius Kidd	0/0
62	Kade Hogue	0/0
65	Josh McCulloch	2/2	START	START
67	Reggie Smith	8/8	START	START	START	START	START	START	START	START
69	Kenton Jerido	3/0	...	XXX	XXX	XXX	...
70	Adrein Strickland	8/8	START	START	START	START	START	START	START	START
71	James Robinson	7/5	START	START	START	START	START	XXX	XXX	...
73	Daniel Foster-Allen	0/0
74	Reid Gavin	5/0	XXX	...	XXX	XXX	XXX	...	XXX	...
74	Johnathan Street	2/0	...	XXX	XXX
75	Damon Parr	0/0
76	Lucas Taylor	0/0
77	Malachi Carney	6/0	...	XXX	XXX	XXX	...	XXX	XXX	XXX
79	Jordan Davis	8/6	XXX	XXX	START	START	START	START	START	START
80	Hollis McDaniel	0/0
81	Jeremiah Webb	5/0	XXX	...	XXX	XXX	XXX	XXX
82	Trent Thomas	0/0
83	Jace Larsen	0/0
84	Oakley Coleman	0/0
85	Caeleb Schlachter	0/0
86	Todd Justice	8/0	XXX	XXX	XXX	XXX	XXX	XXX	XXX	XXX
87	Jack Martin	8/0	XXX	XXX	XXX	XXX	XXX	XXX	XXX	XXX
88	Lincoln Sefcik	8/6	START	START	START	START	XXX	XXX	START	START
89	Chris Holifield Jr.	0/0
90	Carlos Johnson Jr.	8/0	XXX	XXX	XXX	XXX	XXX	XXX	XXX	XXX
91	Nathan Rawlins-Kibonge	3/0	...	XXX	XXX	XXX
93	Baxter Turner	0/0
94	Hamilton DiBoyan	0/0
95	Brock Higdon	8/0	XXX	XXX	XXX	XXX	XXX	XXX	XXX	XXX
96	Eli Webb	2/0	XXX	XXX	...
97	Devrey Smith	0/0
99	Wy'Kevious Thomas	8/8	START	START	START	START	START	START	START	START

2023 | STATISTICS

SOUTH ALABAMA SCORING DRIVES

Plays	Yards	Time	Score	Qtr.	Scoring Play	Plays	Yards	Time	Score	Qtr.	Scoring Play
at Tulane						Louisiana					
11	75	5:46	7-10	2	Carter Bradley 4 yd rushing TD	9	80	3:00	7-17	3	Pritchett 6 yd TD reception (from Bradley)
4	-6	00:57	10-24	2	Diego Guajardo 36 yd FG	3	89	1:19	14-20	3	L. Webb 25 yd rushing TD
11	53	5:44	17-24	3	Devin Voisin 7 yd TD reception (from Bradley)	6	58	00:58	20-33	4	Pritchett 39 yd TD reception (from Bradley)
Southeastern Louisiana						at Troy					
4	75	1:23	7-7	2	La'Damian Webb 2 yd rushing TD	--	--	--	--	--	--
7	74	3:10	14-7	3	L. Webb 13 yd rushing TD						
9	61	3:52	21-7	3	Kentrel Bullock 8 yd rushing TD						
3	89	1:11	28-7	4	Caullin Lacy 84 yd TD (from Bradley)	Arkansas State					
14	75	8:41	35-10	4	Marco Lee Jr. 13 yd rushing TD	--	--	--	--	--	--
at Oklahoma State						Marshall					
14	68	6:46	3-0	1	Guajardo 39 yd FG	--	--	--	--	--	--
8	70	4:18	10-0	1	Lacy 39 yd TD reception (from Bradley)						
1	17	00:06	16-0	2	L. Webb 17 yd rushing TD						
3	59	1:00	23-0	2	Lacy 57 yd TD reception (from Bradley)	at Texas State					
4	0	1:33	26-7	4	Guajardo 42 yd FG	--	--	--	--	--	--
2	67	00:52	33-7	4	L. Webb 65 yd rushing TD						
Central Michigan											
9	75	3:38	7-0	1	L. Webb 3 yd rushing TD						
6	71	2:37	14-0	1	Lacy 35 yd TD reception (from Bradley)						
12	61	5:45	17-20	3	Guajardo 32 yd FG						
3	75	1:20	23-27	4	Lacy 72 yd TD reception (from Bradley)						
8	59	3:27	30-27	4	L. Webb 1 yd rushing TD						
at James Madison											
2	70	00:29	7-17	2	Jamaal Pritchett 48 yd TD reception (from Bradley)						
10	51	4:37	10-24	3	Guajardo 40 yd FG						
9	75	3:13	16-31	4	Lincoln Sefcik 3 yd TD reception (from Bradley)						
7	89	1:48	23-31	4	L. Webb 1 yd rushing TD						
at ULM											
10	75	4:03	7-0	1	Bullock 5 yd rushing TD						
8	45	3:44	14-0	1	Brandon Crum 3 yd TD reception (from Bradley)						
15	37	6:29	17-0	2	Guajardo 37 yd FG						
2	46	00:38	24-0	2	Lacy 44 yd TD reception (from Bradley)						
7	76	3:32	31-0	2	Lee Jr. 10 yd rushing TD						
8	58	2:51	38-7	3	L. Webb 1 yd rushing TD						
6	68	2:10	45-7	3	Bullock 30 yd TD reception (from Bradley)						
7	31	3:11	48-7	4	Guajardo 46 yd FG						
13	80	5:56	55-7	4	Jeremiah Webb 3 yd TD reception (from Gio Lopez)						
Southern Miss											
10	75	3:53	7-0	1	L. Webb 5 yd rushing TD						
11	85	4:36	14-0	1	L. Webb 3 yd rushing TD						
14	80	6:48	21-0	2	L. Webb 5 yd rushing TD						
6	51	2:13	28-0	2	Bullock 17 yd rushing TD						
8	65	3:44	31-0	2	Guajardo 23 yd FG						
10	47	2:58	34-0	3	Guajardo 39 yd FG						
3	60	00:53	41-3	3	L. Webb 16 yd rushing TD						
3	62	1:05	48-3	3	Dorian Smith 29 yd rushing TD						
3	31	00:58	55-7	4	Lopez 20 yd rushing TD						

SCORING BREAKDOWN

SOUTH ALABAMA DRIVES

Offense: 44 (35 TD, 9 FG)

Defense/Special Teams: --

Longest Drives By:

Plays: 15, at ULM

Yards: 89, 3x (vs. Southeastern La., vs. Southern Miss, vs. Louisiana)

Time: 8:41, vs. Southeastern Louisiana

JAGUAR SCORING DRIVES UNDER 2 MINS

Total: 16

Touchdown: 14

Field Goal: 2

JAGUAR SCORING DRIVES 1 MIN OR LESS

Total: 8

Touchdown: 7

Field Goal: 1

OPPONENT DRIVES

Offense: 27 (19 TD, 8 FG)

Defense/Special Teams: 2

2023 | STATISTICS

SUPERLATIVES

South Alabama Team Game Highs

RUSHES	47	at Oklahoma St. (09/16/2023)
YARDS RUSHING	287	Southern Miss. (10/17/2023)
YARDS PER RUSH	7.1	Southeastern La. (09/09/2023)
TD RUSHES	7	Southern Miss. (10/17/2023)
PASS ATTEMPTS	50	at James Madison (09/30/2023)
PASS COMPLETIONS	29	Louisiana (10/28/2023)
YARDS PASSING	387	at ULM (10/07/2023)
YARDS PER PASS	11.6	Southern Miss. (10/17/2023)
TD PASSES	4	at ULM (10/07/2023)
TOTAL PLAYS	81	at ULM (10/07/2023)
TOTAL OFFENSE	647	Southern Miss. (10/17/2023)
YARDS PER PLAY	8.6	Southern Miss. (10/17/2023)
POINTS	55	Southern Miss. (10/17/2023)
	55	at ULM (10/07/2023)
SACKS BY	4	Southern Miss. (10/17/2023)
	4	at Oklahoma St. (09/16/2023)
FIRST DOWNS	34	Southern Miss. (10/17/2023)
PENALTIES	9	Southern Miss. (10/17/2023)
	9	at ULM (10/07/2023)
PENALTY YARDS	87	Southern Miss. (10/17/2023)
TURNOVERS	5	Louisiana (10/28/2023)
	5	at Tulane (09/02/2023)
PUNTS	7	at James Madison (09/30/2023)
PUNTING AVG	45.0	at Tulane (09/02/2023)
LONG PUNT	53	at Oklahoma St. (09/16/2023)
PUNTS INSIDE 20	3	at Oklahoma St. (09/16/2023)
LONG PUNT RETURN	21	Central Mich. (09/23/2023)

2023 | STATISTICS

SUPERLATIVES

South Alabama Individual Game Highs

RUSHES	20	La'Damian Webb vs Southern Miss. (10/17/2023)
YARDS RUSHING	151	La'Damian Webb at Oklahoma St. (09/16/2023)
TD RUSHES	4	La'Damian Webb vs Southern Miss. (10/17/2023)
LONG RUSH	65	La'Damian Webb at Oklahoma St. (09/16/2023)
PASS ATTEMPTS	50	Carter Bradley at James Madison (09/30/2023)
PASS COMPLETIONS	29	Carter Bradley vs Louisiana (10/28/2023)
YARDS PASSING	381	Carter Bradley vs Louisiana (10/28/2023)
TD PASSES	3	Carter Bradley at ULM (10/07/2023)
LONG PASS	84	Carter Bradley vs Southeastern La. (09/09/2023)
RECEPTIONS	11	Jamaal Pritchett vs Louisiana (10/28/2023)
YARDS RECEIVING	168	Jamaal Pritchett vs Louisiana (10/28/2023)
TD RECEPTIONS	2	Jamaal Pritchett vs Louisiana (10/28/2023)
	2	Caullin Lacy vs Central Mich. (09/23/2023)
	2	Caullin Lacy at Oklahoma St. (09/16/2023)
LONG RECEPTION	84	Caullin Lacy vs Southeastern La. (09/09/2023)
PUNTS	7	Jack Martin at James Madison (09/30/2023)
PUNTING AVG	45.0	Jack Martin at Tulane (09/02/2023)
LONG PUNT	53	Jack Martin at Oklahoma St. (09/16/2023)
PUNTS INSIDE 20	3	Jack Martin at Oklahoma St. (09/16/2023)
LONG PUNT RETURN	21	Caullin Lacy vs Central Mich. (09/23/2023)
LONG KICKOFF RETURN	31	Kentrel Bullock vs Southern Miss. (10/17/2023)
TACKLES	15	Quentin Wilfawn vs Louisiana (10/28/2023)
SACKS	2	Brock Higdon at Oklahoma St. (09/16/2023)
TACKLES FOR LOSS	4.5	Quentin Wilfawn vs Louisiana (10/28/2023)

2023 | STATISTICS

SUPERLATIVES

Opponent Team Game Highs

RUSHES	49	Louisiana (10/28/2023)
YARDS RUSHING	203	Louisiana (10/28/2023)
YARDS PER RUSH	4.3	at ULM (10/07/2023)
TD RUSHES	4	Central Mich. (09/23/2023)
PASS ATTEMPTS	36	Southeastern La. (09/09/2023)
PASS COMPLETIONS	25	Southeastern La. (09/09/2023)
YARDS PASSING	350	Southeastern La. (09/09/2023)
YARDS PER PASS	19.6	at Tulane (09/02/2023)
TD PASSES	4	at Tulane (09/02/2023)
TOTAL PLAYS	69	Central Mich. (09/23/2023)
TOTAL OFFENSE	436	at Tulane (09/02/2023)
YARDS PER PLAY	8.2	at Tulane (09/02/2023)
POINTS	37	at Tulane (09/02/2023)
SACKS BY	5	Louisiana (10/28/2023)
	5	at James Madison (09/30/2023)
	5	at Tulane (09/02/2023)
FIRST DOWNS	20	Southeastern La. (09/09/2023)
PENALTIES	10	at James Madison (09/30/2023)
PENALTY YARDS	108	at James Madison (09/30/2023)
TURNOVERS	3	at Tulane (09/02/2023)
PUNTS	9	at Oklahoma St. (09/16/2023)
PUNTING AVG	43.2	Central Mich. (09/23/2023)
LONG PUNT	53	at James Madison (09/30/2023)
	53	at Oklahoma St. (09/16/2023)
	53	Southeastern La. (09/09/2023)
PUNTS INSIDE 20	2	Louisiana (10/28/2023)
	2	at James Madison (09/30/2023)
	2	at Oklahoma St. (09/16/2023)
	2	Southeastern La. (09/09/2023)
LONG PUNT RETURN	0	Louisiana (10/28/2023)
	0	Southern Miss. (10/17/2023)
	0	at ULM (10/07/2023)
	0	at James Madison (09/30/2023)
	0	Central Mich. (09/23/2023)
	0	at Oklahoma St. (09/16/2023)
	0	Southeastern La. (09/09/2023)
	0	at Tulane (09/02/2023)

2023 | STATISTICS

SUPERLATIVES

Opponent Individual Game Highs

RUSHES	23	Jacob Kibodi vs Louisiana (10/28/2023)
YARDS RUSHING	119	Jacob Kibodi vs Louisiana (10/28/2023)
TD RUSHES	4	Jase Bauer vs Central Mich. (09/23/2023)
LONG RUSH	56	Jacob Kibodi vs Louisiana (10/28/2023)
PASS ATTEMPTS	30	Jase Bauer vs Central Mich. (09/23/2023)
PASS COMPLETIONS	19	Jase Bauer vs Central Mich. (09/23/2023)
YARDS PASSING	294	Michael Pratt at Tulane (09/02/2023)
TD PASSES	4	Michael Pratt at Tulane (09/02/2023)
LONG PASS	76	Zachary Clement vs Southeastern La. (09/09/2023)
RECEPTIONS	10	Jesse Prewitt III vs Central Mich. (09/23/2023)
YARDS RECEIVING	142	Jesse Prewitt III vs Central Mich. (09/23/2023)
TD RECEPTIONS	2	Zach Horton at James Madison (09/30/2023)
	2	Jha'Quan Jackson at Tulane (09/02/2023)
LONG RECEPTION	76	Da'shun Hugley vs Southeastern La. (09/09/2023)
FIELD GOALS	3	Valentino Ambrosio at Tulane (09/02/2023)
LONG FIELD GOALS	42	Kenneth Almendares vs Louisiana (10/28/2023)
PUNTS	8	Wes Pahl at Oklahoma St. (09/16/2023)
PUNTING AVG	43.2	Jake Walrath vs Central Mich. (09/23/2023)
LONG PUNT	53	Ryan Hanson at James Madison (09/30/2023)
	53	Wes Pahl at Oklahoma St. (09/16/2023)
	53	Austin Dunlap vs Southeastern La. (09/09/2023)
PUNTS INSIDE 20	2	Thomas Leo vs Louisiana (10/28/2023)
	2	Ryan Hanson at James Madison (09/30/2023)
	2	Austin Dunlap vs Southeastern La. (09/09/2023)
LONG PUNT RETURN	none	
LONG KICKOFF RETURN	25	Antavious Willis vs Southern Miss. (10/17/2023)
TACKLES	15	Corey Platt Jr. at Tulane (09/02/2023)
SACKS	3.5	Cameron Whitfield vs Louisiana (10/28/2023)
TACKLES FOR LOSS	3.5	Cameron Whitfield vs Louisiana (10/28/2023)
	3.5	Jalen Green at James Madison (09/30/2023)
INTERCEPTIONS	2	Tyrone Lewis vs Louisiana (10/28/2023)

2023 | STATISTICS

South Alabama Team Game Lows

RUSHES	24	at James Madison (09/30/2023)
YARDS RUSHING	27	at James Madison (09/30/2023)
YARDS PER RUSH	1.1	at James Madison (09/30/2023)
TD RUSHES	1	Louisiana (10/28/2023)
	1	at James Madison (09/30/2023)
	1	at Tulane (09/02/2023)
PASS ATTEMPTS	16	at Oklahoma St. (09/16/2023)
PASS COMPLETIONS	10	at Oklahoma St. (09/16/2023)
YARDS PASSING	152	at Oklahoma St. (09/16/2023)
YARDS PER PASS	6.0	at James Madison (09/30/2023)
TD PASSES	0	Southern Miss. (10/17/2023)
TOTAL PLAYS	60	Central Mich. (09/23/2023)
TOTAL OFFENSE	265	at Tulane (09/02/2023)
YARDS PER PLAY	4.3	at Tulane (09/02/2023)
POINTS	17	at Tulane (09/02/2023)
SACKS BY	1	Louisiana (10/28/2023)
	1	at Tulane (09/02/2023)
FIRST DOWNS	18	at Oklahoma St. (09/16/2023)
	18	at Tulane (09/02/2023)
PENALTIES	5	at James Madison (09/30/2023)

Opponent Team Game Lows

RUSHES	26	Southeastern La. (09/09/2023)
YARDS RUSHING	62	Southeastern La. (09/09/2023)
YARDS PER RUSH	2.4	Southeastern La. (09/09/2023)
TD RUSHES	0	Southern Miss. (10/17/2023)
	0	at ULM (10/07/2023)
	0	at James Madison (09/30/2023)
	0	at Tulane (09/02/2023)
PASS ATTEMPTS	15	at Tulane (09/02/2023)
PASS COMPLETIONS	7	Southern Miss. (10/17/2023)
YARDS PASSING	46	Southern Miss. (10/17/2023)
YARDS PER PASS	2.3	Southern Miss. (10/17/2023)
TD PASSES	0	Southern Miss. (10/17/2023)
	0	at Oklahoma St. (09/16/2023)
TOTAL PLAYS	53	at Tulane (09/02/2023)
TOTAL OFFENSE	149	Southern Miss. (10/17/2023)
YARDS PER PLAY	2.7	Southern Miss. (10/17/2023)
POINTS	3	Southern Miss. (10/17/2023)
SACKS BY	0	Southern Miss. (10/17/2023)
	0	at ULM (10/07/2023)
	0	Southeastern La. (09/09/2023)
FIRST DOWNS	12	Southern Miss. (10/17/2023)
PENALTIES	2	at ULM (10/07/2023)
PENALTY YARDS	15	at ULM (10/07/2023)
INTERCEPTIONS BY	0	at ULM (10/07/2023)
	0	Central Mich. (09/23/2023)
	0	at Oklahoma St. (09/16/2023)
PUNTS	1	at Tulane (09/02/2023)

LAST TIME | SOUTH ALABAMA PLAYER

OFFENSE

Rushed 30 times in a game: La'Damian Webb (35) at Georgia Southern, 11/5/22
Rushed 40 times in a game: n/a
Rushed for 100 yards in a game: La'Damian Webb (102) vs. Southern Miss, 10/17/23
Rushed for 150 yards in a game: La'Damian Webb (151) at Oklahoma State, 9/16/23
Rushed for 200 yards in a game: La'Damian Webb (247) at Georgia Southern, 11/5/22
Rushed for 100 yards in consecutive games: La'Damian Webb (100) at ULM, 10/7/23 and (102) vs. Southern Miss, 10/17/23
QB rushed for 100 yards in a game: Brandon Bridge (137) vs. Georgia State, 10/18/14
Rushed for 2 TDs in a game: La'Damian Webb (4) vs. Southern Miss, 10/17/23
Rushed for 3 TDs in a game: La'Damian Webb (4) vs. Southern Miss, 10/17/23
Rushed for 4 TDs in a game: La'Damian Webb (4) vs. Southern Miss, 10/17/23
Rushed for 2 TDs in consecutive games: La'Damian Webb (2) vs. Southeastern Louisiana, 9/9/23, (2) at Oklahoma State, 9/16/23, (2) vs. Central Michigan, 9/23/23
QB passed for 300 yards in consecutive games: Carter Bradley vs. Southern Miss (360), 10/17/23, (381) vs. Louisiana, 10/28/23
Passed for 300 yards in a game: Carter Bradley (381) vs. Louisiana, 10/28/23
Passed for 400 yards in a game: Carter Bradley (420) vs. ULM, 10/15/22
Completed 30 passes in a game: Carter Bradley (36) vs. Western Kentucky, 12/21/22
Attempted 40 passes in a game: Carter Bradley (49) vs. Louisiana, 10/28/23
Attempted 50 passes in a game: Carter Bradley (50) at James Madison, 9/30/23
Threw for 3 TDs in a game: Carter Bradley (3) at ULM, 10/7/23
Threw for 4 TDs in a game: Carter Bradley (4) vs. Texas State, 11/12/22
Threw for 5 TDs in a game: n/a
Threw 3 interceptions in a game: Jake Bentley vs. Coastal Carolina, 11/26/21
Had 300 yards of total offense in a game: Carter Bradley (338) vs. Southern Miss, 10/17/23
Had 400 yards of total offense in a game: Carter Bradley (429) vs. ULM, 10/15/22
Accounted for 3 TDs in a game: La'Damian Webb (4) vs. Southern Miss, 10/17/23
Accounted for 4 TDs in a game: La'Damian Webb (4) vs. Southern Miss, 10/17/23
Accounted for 5 TDs in a game: Jake Bentley vs. Georgia Southern, 10/14/21
Caught 10 passes in a game: Jeremiah Pritchett (11) vs. Louisiana, 10/28/23
Had 100 yards receiving in a game: Jamaal Pritchett (168) and Caullin Lacy (131) vs. Louisiana, 10/28/23
Had 150 yards receiving in a game: Jamaal Pritchett (168) vs. Louisiana, 10/28/23
Had 200 yards receiving in a game: Jalen Tolbert (252) at Arkansas State, 11/28/20
Had 100 yards receiving in consecutive games: Caullin Lacy (139), vs. Southeastern Louisiana, 9/9/22, (133) at Oklahoma State, 9/16/23, (132) vs. Central Michigan, 9/23/23, (132) at James Madison, 9/30/23, (157) at ULM, 10/7/23, (103) vs. Southern Miss, 10/17/23, vs. Louisiana, 10/28/23 - Jeremiah Pritchett (122) vs. Southern Miss, 10/17/23, (168) vs. Louisiana, 10/28/23
Caught 2 TDs in a game: Jeremiah Pritchett (2) vs. Louisiana, 10/28/23
Caught 3 TDs in a game: Jalen Tolbert at Arkansas State, 11/28/20
Caught 2 TDs in consecutive games: Caullin Lacy at Oklahoma State, 9/16/23 and vs. Central Michigan, 9/23/23
Scored 10 points in a game kicking: Diego Guajardo (13) vs. Southern Miss, 10/17/23
Scored 15 points in a game kicking: Lawson McGlou vs. Georgia State, 10/30/10
Kicked 3 FGs in a game: Diego Guajardo at Bowling Green, 9/11/21
Kicked 4 FGs in a game: Aleem Sunanon at South Carolina, 11/22/14
Kicked 5 FGs in a game: n/a
Kicked a game-winning FG: Diego Guajardo Louisiana, 10/1/22 (0:00 left)
Scored 3 TDs in a game: La'Damian Webb (4) vs. Southern Miss, 10/17/23
Scored 4 TDs in a game: La'Damian Webb (4) vs. Southern Miss, 10/17/23
Scored 5 TDs in a game: n/a
Scored a rushing and receiving TD in the same game: Kentrell Bullock at ULM, 10/7/23
Scored a receiving TD and returned a punt for a TD in the same game: Caullin Lacy vs. Louisiana Tech, 9/24/22
Had 100 yards rushing and 100 yards passing in the same game: Brandon Bridge (137 rush, 126 pass) vs. Georgia State, 10/18/14
Had 100 yards rushing and 100 yards receiving in the same game: n/a
Had 100 kickoff return yards in a game: Tra Minter (115) vs. Louisiana, 11/16/19
Had 100 punt return yards in a game: n/a
Had 200 all-purpose yards in a game: Caullin Lacy (216) at ULM, 10/7/23
Had a 50-yard run: La'Damian Webb (65) at Oklahoma State, 9/16/23
Had a 60-yard run: La'Damian Webb (65) at Oklahoma State, 9/16/23
Had a 70-yard run: Xavier Johnson (70) vs. Presbyterian, 11/19/16
Had an 80-yard run: Xavier Johnson (92) vs. Gardner-Webb, 9/5/15
Completed a 50-yard pass: Carter Bradley to Caullin Lacy (62) vs. Louisiana, 10/28/23
Completed a 60-yard pass: Carter Bradley to Caullin Lacy (62) vs. Louisiana, 10/28/23
Completed a 70-yard pass: Carter Bradley to Caullin Lacy (72-TD) vs. Central Michigan, 9/23/23
Completed an 80-yard pass: Carter Bradley to Caullin Lacy (84-TD) vs. Southeastern Louisiana, 9/9/23

DEFENSE

Recorded 10 tackles: Quentin Wilfawn (15) vs. Louisiana, 10/28/23
Recorded 15 tackles: Quentin Wilfawn (15) vs. Louisiana, 10/28/23
Had 2 players with 10 tackles in the same game: Riley Cole and A.J. DeShazor Jr., vs. Troy, 12/5/20
Recorded 3 tackles for loss: (4 ½) Quentin Wilfawn, vs. Louisiana, 10/28/23
Recorded 2 sacks: Brock Higdon at Oklahoma State, 9/16/23
Intercepted 2 passes: Yam Banks vs. Louisiana Tech, 9/24/22
Intercepted 3 passes: Scott Brownell vs. Georgia Military J.C., 10/10/09
Intercepted a pass in consecutive games: Jaden Voisin at James Madison 9/30/23 and at ULM, 10/7/23
Intercepted pass and returned for a touchdown: Yam Banks vs. Louisiana Tech, 9/24/22
Broke up 3 passes: Ricky Fletcher (4), vs. Southern Miss, 10/17/23
Forced 2 fumbles in the same game: Yam Banks vs. Southern Mississippi, 9/4/21
Recovered 2 fumbles in the same game: Maleki Harris at Hawai'i, 12/1/12

SPECIAL TEAMS

Kicked a 50-yard FG: Diego Guajardo (54) at Georgia Southern, 10/29/20
Kicked 2 50-yard FGs in the same game: n/a
Had a 50-yard punt: Jack Martin (52) vs. Central Michigan, 9/23/23
Had a 60-yard punt: Jack Brooks (66) vs. Coastal Carolina, 11/26/21
Had a 70-yard punt: Brandon McKee (74) vs. Troy, 10/20/16

LAST TIME | SOUTH ALABAMA TEAM

Had 30 first downs: (34) vs. Southern Miss, 10/17/23
Had fewer than 10 first downs: vs. Georgia Southern (4), 10/3/19
Had 300 yards rushing: at Georgia Southern (321), 11/5/22
Had 400 yards rushing: vs. Jackson State (413), 9/7/19
Had fewer than 100 yards rushing: at James Madison (27), 9/30/23
Had 5 rushing TDs: (7) vs. Southern Miss, 10/17/23
Completed 25 passes in a game: vs. Louisiana (29), 10/28/23
Completed 30 passes in a game: vs. Western Kentucky (37), 11/21/22
Attempted 40 passes: vs. Louisiana (49), 10/28/23
Attempted 50 passes: at James Madison, 9/30/23
Had 300 yards passing: vs. Southern Miss (360), 10/17/23
Had 400 yards passing: vs. ULM (420), 10/15/22
Attempted less than 10 passes: n/a
Had less than 100 yards passing: vs. Appalachian State (52), 10/26/19
Had 5 passing TDs: n/a
Had 500 yards of total offense: vs. Southern Miss (647), 10/17/23
Had 600 yards of total offense: vs. Southern Miss (647), 10/17/23
Had fewer than 100 yards of total offense: n/a
Scored 40 points: vs. Southern Miss (55), 10/17/23
Scored 50 points: vs. Southern Miss (55), 10/17/23
Scored 60 points: vs. Edward Waters (64), 9/25/10
Scored a safety: at Arkansas State, 10/29/22 (Jamie Sheriff and James Miller)
Scored a touchdown on defense: vs. Texas State, 11/12/22 (Ke'Shun Brown 15 yd interception return)
Scored a touchdown on special teams: vs. Louisiana Tech, 9/24/22 (Caullin Lacy 57 yd punt return)
Scored a touchdown on offense, defense and special teams: vs. Louisiana Tech, 9/24/22
Scored a touchdown on its first offensive play of the game: vs. Air Force, 12/30/16 (Dallas Davis 75 yd pass to Josh Magee)
Scored a touchdown on the opening play of the game: vs. Air Force, 12/30/16 (Dallas Davis 75 yd pass to Josh Magee)
Returned a punt for a TD: vs. Louisiana Tech, 9/24/22 (Caullin Lacy 57 yd punt return)
Returned a blocked punt for a TD: at Tulane, 9/7/13 (Terrance Timmons 12 yds)
Returned a blocked FG for a TD: vs. Alabama A&M, 9/16/17 (Gus Nave 83 yds)
Returned a kickoff for a TD: vs. Nicholls, 9/24/16 (Xavier Johnson 95 yds)
Returned the opening kickoff for a TD: vs. Nicholls, 9/24/16 (Xavier Johnson 95 yds)
Returned an interception for a TD: vs. Texas State, 11/12/22 (Ke'Shun Brown 15 yds)
Returned a fumble for a TD: vs. San Diego State, 10/1/16 (Devon Earl 80 yds)
Was held scoreless in a half: vs. Louisiana, 10/28/23 (1st)
Was held scoreless in the first half: vs. Louisiana, 10/28/23
Was held scoreless: vs. Troy, 12/5/20
Was held scoreless at home: vs. Troy, 12/5/20
Did not score a touchdown: vs. Troy, 10/20/22
Did not score an offensive touchdown: vs. Troy, 10/20/22
Did not commit a turnover: at ULM, 10/7/23
Lost 3 fumbles: vs. Louisiana (3), 10/28/23
Had 3 passes intercepted: vs. Coastal Carolina, 11/26/21
Had 5 or more turnovers: vs. Louisiana (5), 10/28/23
Had a 100-yd rusher and 100-yd receiver in the same game: La'Damian Webb (102), Jamaal Pritchett (122) and Caullin Lacy (103) vs. Southern Miss, 10/17/23
Had 2 100-yd rushers in the same game: Tra Minter (137) and Carlos Davis (122) vs. Louisiana, 11/16/19
Had 2 100-yd passers in the same game: Desmond Trotter (242) and Tanner McGee (145) at Arkansas State, 11/28/20
Had 2 100-yd receivers in the same game: Jamaal Pritchett (168) and Caullin Lacy (131) vs. Louisiana, 10/28/23
Had 2 100 yd receivers in back-to-back games: Jamaal Pritchett (168) and Caullin Lacy (131) vs. Louisiana, 10/28/23
Had 3 100-yd receivers in the same game: Devin Voisin (141), Caullin Lacy (133) and Jalen Wayne (127) vs. ULM, 10/15/22
Blocked a punt: at Arkansas State, 10/29/22 (Ja'juan Townsend)
Blocked a FG attempt: at Georgia Southern, 11/5/22 (Charles Coleman III)
Blocked a PAT: vs. Louisiana, 11/12/15 (Jeremy Reaves)
Had a punt blocked: at Bowling Green, 9/11/21
Had a FG blocked: vs. Louisiana, 11/16/19
Had a PAT blocked: vs. Louisiana, 10/2/21
Did not punt: vs. Southern Miss, 10/17/23
Did not punt in back-to-back games: at ULM, 10/7/23, vs. Southern Miss, 10/17/23
Had 10 punts: vs. Appalachian State, 10/26/19
Held an opponent scoreless in a half: vs. Southern Miss, 10/17/23 (1st)
Held an opponent scoreless in the first half: vs. Southern Miss, 10/17/23
Held an opponent scoreless: vs. Alabama A&M, 9/16/17

Held an opponent scoreless on the road: at Lamar, 10/16/10
Held an opponent without a touchdown: vs. Southern Miss, 10/17/23
Held an opponent without an offensive touchdown: vs. Southern Miss, 10/17/23
Held an opponent to 10 or less first downs: (9) at Arkansas State, 10/29/22
Held an opponent to 5 or less first downs: vs. Edward Waters, 9/25/10
Forced 5 turnovers: vs. Louisiana Tech (5), 9/24/22
Recovered 3 fumbles: at Troy, 10/11/17
Intercepted 3 passes: vs. Louisiana Tech (4), 9/24/22
Had 5 sacks: vs. Coastal Carolina, 11/26/21
Broke up 10 passes: n/a
Held an opponent under 300 yards of total offense: vs. Southern Miss (149), 10/17/23
Held an opponent under 200 yards of total offense: vs. Southern Miss (149), 10/17/23
Held an opponent under 100 yards of total offense: vs. Pikeville (88), 9/4/10
Held an opponent negative rushing yards: at Arkansas State (-19), 10/29/22
Held an opponent under 100 yards rushing: at Oklahoma State (94), 9/16/23
Held opponents under 100 yards rushing in back-to-back games: vs. Southeastern Louisiana (81), 9/9/23 and at Oklahoma State (94), 9/16/23
Held an opponent under 100 yards passing: vs. Southern Miss (46), 10/17/23
Did not allow a sack: vs. Southern Miss, 10/17/23
Did not allow a sack in back-to-back games: at ULM, 10/7/23, vs. Southern Miss, 10/17/23
Had no penalties: n/a
Had 10 penalties: vs. Texas State (11), 11/12/22
Had 100 penalty yards: vs. Texas State (121), 11/12/22
Had 35 minutes of possession time: at ULM (36:30), 10/7/23
Had 40 minutes of possession time: n/a
Won a game without scoring an offensive TD: vs. Nicholls State, 9/8/12 (9-3)
Won a game when trailing after three quarters: at Southern Miss, 11/19/22 (USM led (17-13)
Won a game when trailing by 10 or more points: at Georgia Southern, 11/5/22 (GS led 21-7)
Scored in the final minute of regulation to win a game: at Louisiana, 10/1/22 (Diego Guajardo 43 yd FG with 0:00 left)
Scored on the final play to win a game: at Louisiana, 10/1/22 (Diego Guajardo 43 yd FG with 0:00 left)
Was involved in an overtime game: vs. Coastal Carolina, 11/26/21
Played as a ranked team: n/a
Won as a ranked team: n/a
Won as a ranked team on the road: n/a
Played a ranked team: at Tulane, 9/2/23 (24th)
Beat a ranked team: vs. San Diego State, 10/1/16 (19th)
Beat a ranked team on the road: n/a

LAST TIME | OPPONENT PLAYER

OFFENSE

Rushed 30 times in a game: Elijah Penny (35), Idaho, 11/7/15
 Rushed 40 times in a game: n/a
 Rushed for 100 yards in a game: Jacob Kibodi (119), Louisiana, 10/28/23
 Rushed for 150 yards in a game: Sherhari Jones (211), Coastal Carolina, 11/26/21
 Rushed for 200 yards in a game: Sherhari Jones (211), Coastal Carolina, 11/26/21
 QB rushed for 100 yards in a game: Shai Werts (102), Georgia Southern, 10/3/19
 Rushed for 2 TDs in a game: Jase Bauer (4), Central Michigan, 9/23/23
 Rushed for 3 TDs in a game: Jase Bauer (4), Central Michigan, 9/23/23
 Rushed for 4 TDs in a game: Jase Bauer (4), Central Michigan, 9/23/23
 Passed for 300 yards in a game: Austin Reed (497), Western Kentucky, 12/21/22
 Passed for 400 yards in a game: Austin Reed (497), Western Kentucky, 12/21/22
 Completed 25 passes in a game: Austin Reed (36), Western Kentucky, 12/21/22
 Completed 30 passes in a game: Austin Reed (36), Western Kentucky, 12/21/22
 Attempted 40 passes in a game: Austin Reed (55), Western Kentucky, 12/21/22
 Attempted 50 passes in a game: Austin Reed (55), Western Kentucky, 12/21/22
 Threw for 3 TDs in a game: Jordan McCloud (3), James Madison, 9/30/23
 Threw for 4 TDs in a game: Michael Pratt (4), Tulane, 9/2/23
 Threw for 5 TDs in a game: n/a
 Threw 3 interceptions in a game: Parker McNeil (4), Louisiana Tech, 9/24/22
 Had 300 yards of total offense in a game: Jordan McCloud (302), James Madison, 9/30/23
 Had 400 yards of total offense in a game: Austin Reed (522), Western Kentucky, 12/21/22
 Accounted for 3 TDs in a game: Jordan McCloud (3 pass), James Madison, 9/30/23
 Accounted for 4 TDs in a game: Jase Bauer (4 rush, 1 pass), Central Michigan, 9/23/23
 Accounted for 5 TDs in a game: Jase Bauer (4 rush, 1 pass), Central Michigan, 9/23/23
 Caught 10 passes in a game: Malachi Corley (10), Central Michigan, 9/23/23
 Had 100 yards receiving in a game: Zach Horton (116), James Madison, 9/30/23
 Had 150 yards receiving in a game: Tyrone Howell (244), ULM, 10/15/22
 Had 200 yards receiving in a game: Tyrone Howell (244), ULM, 10/15/22
 Caught 2 TDs in a game: Zach Horton (2), James Madison, 9/30/23
 Caught 3 TDs in a game: Tyrone Howell (3), ULM, 10/15/22
 Scored 10 points in a game kicking: Valentino Ambrosio (13), Tulane, 9/2/23
 Scored 15 points in a game kicking: Nicholas Barr-Mira (15), UCLA, 9/17/22
 Kicked 3 FGs in a game: Valentino Ambrosio (3), Tulane, 9/2/23
 Kicked 4 FGs in a game: Nicholas Barr-Mira (4), UCLA, 9/17/22
 Kicked 5 FGs in a game: n/a
 Kicked a game-winning FG: Nicholas Barr-Mira, UCLA, 9/17/22
 Scored 3 TDs in a game: Tyrone Howell, ULM, 10/15/22
 Scored 4 TDs in a game: Jase Bauer, Central Michigan, 9/23/23
 Scored 5 TDs in a game: n/a
 Scored a rushing and receiving TD in the same game: Javen Banks, Texas State, 9/15/18
 Had 100 yards rushing and 100 yards passing in the same game: Shai Werts (113 rush, 107 pass), Georgia Southern, 11/18/17
 Had 100 yards rushing and 100 yards receiving in the same game: n/a
 Had 100 kickoff return yards in a game: Alan Lamar (232), Arkansas State, 10/30/21
 Had 100 punt return yards in a game: Derek Keaton (111), Georgia Southern, 11/28/15
 Had 200 all-purpose yards in a game: Tyrone Howell (244), ULM, 10/15/22
 Had a 50-yard run: Jacob Kibodi (TD-56), Louisiana, 10/28/23
 Had a 60-yard run: Sherhari Jones (75), Coastal Carolina, 11/26/21
 Had a 70-yard run: Sherhari Jones (75), Coastal Carolina, 11/26/21
 Had an 80-yard run: Brandin Byrd (85), North Texas, 11/10/12
 Completed a 50-yard pass: Jordan McCloud to Zach Horton (66-TD), James Madison, 9/30/23
 Completed a 60-yard pass: Jordan McCloud to Zach Horton (66-TD), James Madison, 9/30/23
 Completed a 70-yard pass: Jase Bauer to Jesse Prewitt III (70-TD), Central Michigan, 9/23/23
 Completed an 80-yard pass: Chandler Rogers to Tyrone Howell (83), ULM, 10/15/22

DEFENSE

Recorded 10 tackles: Jalen Clark (10), Louisiana, 10/28/23
 Recorded 15 tackles: Corey Platt Jr. (15), Tulane, 9/2/23
 Had 2 players with 10 tackles in the same game: Trent Hendrick (11) and Aiden Fisher (10), James Madison, 9/30/23
 Recorded 3 tackles for loss: Cameron Whitfield (3½), Louisiana, 10/28/23
 Recorded 2 sacks: Cameron Whitfield (3½), Louisiana, 10/28/23
 Intercepted 2 passes: Tyrone Lewis, Louisiana, 10/28/23
 Intercepted 3 passes: n/a
 Broke up 3 passes: Josh Newton, ULM, 10/23/21
 Forced 2 fumbles in the same game: Cameron Whitfield (3), Louisiana, 10/28/23
 Recovered 2 fumbles in the same game: Nijel McGriff (2), Louisiana, 10/28/23

SPECIAL TEAMS

Kicked a 50-yard FG: Brooks Buce (51), Troy, 10/20/22
 Kicked 2 50-yard FGs in the same game: Zach Matics, Appalachian State, 12/5/15
 Had a 50-yard punt: Braxton Guilbeau (51), ULM, 10/7/23
 Had a 60-yard punt: Devyn McCormick (62), ULM, 10/15/22
 Had a 70-yard punt: Anthony Cravens (80), Alabama State, 10/13/18

LAST TIME | OPPONENT TEAM

Had 30 first downs: Western Kentucky (30), 12/21/22
Had 10 or fewer first downs: Arkansas State (9), 10/29/22
Had 300 yards rushing: Coastal Carolina (315), 11/26/21
Had 400 yards rushing: Georgia Southern (489), 11/28/15
Had 5 rushing TDs: Tennessee, 11/20/21
Completed 25 passes in a game: Southeastern Louisiana (25), 9/9/23
Completed 30 passes in a game: Western Kentucky (37), 12/21/22
Attempted 40 passes: Western Kentucky (56), 12/21/22
Attempted 50 passes: Western Kentucky (56), 12/21/22
Had 300 yards passing: Southeastern Louisiana (350), 9/9/23
Had 400 yards passing: Western Kentucky (522), 12/21/22
Had 500 yards passing: Western Kentucky (522), 12/21/22
Attempted less than 10 passes: Georgia Southern (9), 10/29/20
Had 5 passing TDs: Western Kentucky (5), 12/21/22
Had 500 yards of total offense: Western Kentucky (677), 12/21/22
Scored 40 points: Western Kentucky (44), 12/21/22
Scored 50 points: Tennessee (60), 11/20/21
Scored 60 points: Tennessee, 11/20/21
Scored a safety: Tennessee, 11/20/21
Scored a touchdown on defense: Louisiana, 10/28/23 (Kendre' Grant, 55-yd fumble return)
Scored a touchdown on special teams: Louisiana, 10/1/22 (Eric Garror, 69 yd punt return)
Scored a touchdown on offense, defense and special teams: Nebraska, 8/31/19
Scored a touchdown on its first offensive play of the game: n/a
Scored a touchdown on the opening play of the game: n/a
Returned a punt for a TD: Louisiana, 10/1/22 (Eric Garror, 69 yds)
Returned a blocked punt for a TD: n/a
Returned a kickoff for a TD: Tennessee, 11/20/21 (Velus Jones Jr. 96 yds)
Returned the opening kickoff for a TD: n/a
Returned an interception for a TD: James Madison, 9/30/23 (Jalen Green, 24-yd interception return)
Returned a fumble for a TD: Louisiana, 10/28/23 (Kendre' Grant, 55 yards)
Did not commit a turnover: Louisiana, 10/28/23
Had a 100-yd rusher and 100-yd receiver in the same game: Spencer Brown (105) and Austin Watkins Jr. (183), UAB, 9/24/20
Had 2 100-yd rushers in the same game: Kenneth Gainwell (145) and Kylan Watkins (113), Memphis, 9/14/19
Had 2 100-yd passers in the same game: Logan Bonner (183) and Layne Hatcher (141), Arkansas State, 11/28/20
Had 2 100-yd receivers in the same game: Dalvin Smith (145), Jaylen Hall (138), Malachi Corley (114), Western Kentucky, 12/21/22
Had 3 100-yard receivers in a game: Dalvin Smith (145), Jaylen Hall (138), Malachi Corley (114), Western Kentucky, 12/21/22
Had a 200-yard receiver in a game: Tyrone Howell (244), ULM, 10/15/22
Blocked a punt: Bowling Green, 9/11/21 (Patrick Day)
Blocked a FG attempt: Louisiana, 11/16/19 (Bennie Higgins)
Blocked a PAT: Louisiana, 10/2/21 (Kendall Wilkerson)
Did not punt: Troy, 10/16/19
Had 10 punts: Milford Academy (11), 11/7/09
Had 5 sacks: Louisiana, 10/28/23
Broke up 10 passes: James Madison (10), 9/30/23
Did not allow a sack: Louisiana, 10/28/23
Won a game without scoring an offensive TD: n/a
Won a game when trailing after three quarters: UCLA, 9/17/22 (USA led 31-23)
Won a game when trailing by 10 or more points: Central Michigan, 9/23/23 (USA led 14-0 1st Qtr)
Scored in the final minute of regulation to win a game: UCLA, 9-17/22 (Nicholas Barr-Mira 24-yard field goal with 0:00 left)
Scored on the final play to win a game: Central Michigan, 9/23/23 (Jase Bauer 4-yard rush TD with 0:13 left)

CAREER HIGHS | OFFENSE

Quarterbacks

1 – Desmond Trotter

Completions	25, vs. Georgia State, 11/21/20
Pass Attempts	43, vs. Georgia State, 11/21/20
Yards Passing	299, at Southern Mississippi, 9/3/20
TDs Passing	4, vs. Arkansas State, 11/29/19
Longest Completion	80, vs. ULM, 10/24/20
Rushing Attempts	15, vs. Georgia State, 11/21/20
Yards Rushing	64, vs. Louisiana, 11/16/19
TDs Rushing	1, 3x, last at Troy, 11/6/21
Longest Rush	25, vs. Louisiana, 11/16/19
Total Offense Yds	340, at Southern Mississippi, 9/3/20
TDs Accounted For	4, 2x, last vs. ULM, 10/24/20 (3 pass, 1 rush)

2 – Carter Bradley

Completions	36, vs. Western Kentucky, 12/21/22
Pass Attempts	53, vs. Western Kentucky, 12/21/22
Yards Passing	*432, at Northern Illinois, 12/5/20
TDs Passing	4, vs. Texas State, 11/12/22
Longest Completion	84, 2x, last vs. Southeastern Louisiana, 9/9/23
Yards Rushing	*44, at Northern Illinois, 12/5/20
TDs Rushing	1, 3x, last at Tulane, 9/2/23
Longest Rush	22, vs. Old Dominion, 11/26/22
Total Offense Yds	*432, at Northern Illinois, 12/5/20
TDs Accounted For	4, 2x, last vs. Texas State, 11/12/22 (4 pass, 0 rush)

* – at Toledo

7 – Gio Lopez

Completions	7, at ULM, 10/7/23
Pass Attempts	10, at ULM, 10/7/23
Yards Passing	84, at ULM, 10/7/23
TDs Passing	1, at ULM, 10/7/23
Longest Completion	21, at ULM, 10/7/23
Rushing Attempts	1, 2x, last vs. Southern Miss, 10/17/23
Yards Rushing	20, vs. Southern Miss, 10/17/23
TDs Rushing	1, vs. Southern Miss, 10/17/23
Longest Rush	20, vs. Southern Miss, 10/17/23
Total Offense Yds	91, at ULM, 10/7/23
TDs Accounted For	1, 2x, last vs. Southern Miss, 10/17/23

10 – Tanner McGee

Completions	6, at Arkansas State, 11/28/20
Pass Attempts	8, at Arkansas State, 11/28/20
Yards Passing	145, at Arkansas State, 11/28/20
TDs Passing	2, at Arkansas State, 11/28/20
Longest Completion	51, at Arkansas State, 11/28/20
Rushing Attempts	4, at Arkansas State, 11/28/20
Yards Rushing	8, at Arkansas State, 11/28/20
Longest Rush	7, at Arkansas State, 11/28/20
Total Offense Yds	153, at Arkansas State, 11/28/20
TDs Accounted For	2, at Arkansas State, 11/28/20 (2 pass)

17 – Bishop Davenport

Completions	*17, at Wyoming, 10/22/22
Pass Attempts	*26, at Wyoming, 10/22/22
Yards Passing	*104, at Wyoming, 10/22/22
TDs Passing	*1, vs. Memphis, 12/27/22
Longest Completion	*44, vs. Memphis, 12/27/22
Rushing Attempts	*18, at Wyoming, 10/22/22
Yards Rushing	*29, at Colorado State, 10/15/22
Longest Rush	*19, at Colorado State, 10/15/22
Total Offense Yds	*118, at Wyoming, 10/22/22
TDs Accounted For	*1, 3x, last vs. Memphis, 12/27/22 (1 pass)

* – at Utah State

Running Backs

3 – La'Damian Webb

100-yard Rushing Games	7, last vs. Southern Miss, 10/17/23
Rushing Attempts	35, at Georgia Southern, 11/5/22
Yards Rushing	247, at Georgia Southern, 11/5/22
TDs Rushing	4, 2x, last vs. Southern Miss, 10/17/23
Longest Rush	69, at Arkansas State, 10/29/22
Receptions	6, at UCLA, 9/17/22
Yards Receiving	42, at UCLA, 9/17/22
Longest Reception	28, vs. Louisiana Tech, 9/24/22
All-Purpose Yards	247, at Georgia Southern, 11/5/22

0 – Braylon McReynolds

100-yard Rushing Games	1, last at Southern Miss, 11/19/22
Rushing Attempts	15, at Southern Miss, 11/19/22
Yards Rushing	100, at Southern Miss, 11/19/22
TDs Rushing	–
Longest Rush	64, at Southern Miss, 11/19/22
Receptions	4, vs. Nicholls, 9/3/22
Yards Receiving	66, at Southern Miss, 11/19/22
Longest Reception	33, at Southern Miss, 11/19/22
Punt Return Yards	11, vs. Nicholls, 9/3/22
Longest Punt Return	11, vs. Nicholls, 9/3/22
Kick Return Yards	92, vs. Western Kentucky, 12/21/22
Longest Kick Return	38, vs. Western Kentucky, 12/21/22
All-Purpose Yards	183, at Southern Miss, 11/19/22

14 – Kentrell Bullock

100-yard Rushing Games	–
Rushing Attempts	18, at Oklahoma State, 9/16/23
Yards Rushing	82, vs. Southeastern Louisiana, 9/9/23
TDs Rushing	1, 3x, last vs. Southern Miss, 10/17/23
Longest Rush	34, vs. Southeastern Louisiana, 9/9/23
Receptions	3, 2x, last vs. Louisiana, 10/28/23
Yards Receiving	30, at ULM, 10/7/23
Longest Reception	30, at ULM, 10/7/23
TDs Receiving	1, at ULM, 10/7/23
Punt Return Yards	–
Longest Punt Return	–
Kick Return Yards	47, vs. Louisiana, 10/28/23
Longest Kick Return	31, vs. Southern Miss, 10/17/23
All-Purpose Yards	110, vs. Southeastern Louisiana, 9/9/23

21 – Jarvis Durr

Rushing Attempts	3, vs. Southern Miss, 10/17/23
Yards Rushing	20, vs. Southern Miss, 10/17/23
TDs Rushing	–
Longest Rush	13, vs. Southern Miss, 10/17/23

22 – PJ Martin

Rushing Attempts	4, at ULM, 10/7/23
Yards Rushing	19, vs. Southeastern Louisiana, 9/9/23
TDs Rushing	–
Longest Rush	14, vs. Southeastern Louisiana, 9/9/23
Receptions	1, at ULM, 10/7/23
Yards Receiving	18, at ULM, 10/7/23
Longest Reception	18, at ULM, 10/7/23
All-Purpose Yards	26, at ULM, 10/7/23

26 – Jason Carter

Rushing Attempts	1, vs. Southern Miss, 10/17/23
Yards Rushing	8, vs. Southern Miss, 10/17/23
Longest Rush	8, vs. Southern Miss, 10/17/23

29 – Marco Lee Jr.

Rushing Attempts	15, vs. ULM, 10/15/22
Yards Rushing	93, vs. ULM, 10/15/22
TDs Rushing	2, 2x, last vs. ULM, 10/15/22
Longest Rush	32, vs. ULM, 10/15/22
Receptions	–
Yards Receiving	–
Longest Reception	–
Longest Kickoff Return	*31, vs. Middle Tennessee, 9/11/21
All-Purpose Yards	93, vs. ULM, 10/15/22

* – at Virginia Tech

33 – Dorian Smith

Rushing Attempts	2, vs. Southern Miss, 10/17/23
Yards Rushing	34, vs. Southern Miss, 10/17/23
TDs Rushing	1, vs. Southern Miss, 10/17/23
Longest Rush	29, vs. Southern Miss, 10/17/23

Wide Receivers/Tight Ends

4 – Caullin Lacy

TD Receptions	2, 2x, last vs. Central Michigan, 9/23/23
100-Yard Games	9, last, 131, vs. Louisiana, 10/28/23
Receptions	12, vs. ULM, 10/15/22
Yards Receiving	157, at ULM, 10/7/23
Longest Reception	84, vs. Southeastern Louisiana, 9/9/23
Yards Rushing	38, vs. Troy, 12/5/20
Longest Rush	21, vs. Troy, 12/5/20
Kickoff Return Yds	73, at Southern Miss, 11/19/22
Long Kickoff Return	49, vs. ULM, 10/15/22
Punt Return Yards	60, at ULM, 10/7/23
Punt Return TDs	1, vs. Louisiana Tech, 9/24/22
Longest Punt Return	57-TD, vs. Louisiana Tech, 9/24/22
All-Purpose Yards	236, vs. ULM, 10/15/22

6 – Jay'juan Townsend

Receptions	1, 3x, last at Louisiana 10/1/22
Yards Receiving	62, vs. Georgia Southern, 10/14/21
Longest Reception	62, vs. Georgia Southern, 10/14/21
Kickoff Returns	2, vs. Arkansas State, 10/30/21
Kickoff Return Yds	26, vs. Arkansas State, 10/30/21
Long Kickoff Return	20, at Appalachian State, 11/13/21
Blocked Punt	1, at Arkansas State, 10/29/22

8 – DJ Thomas-Jones

TD Receptions	1, 4x, last, vs. Western Kentucky, 12/21/22
Receptions	4, 2x, last, vs. Western Kentucky, 12/21/22
Yards Receiving	48, at Arkansas State, 10/29/22
Longest Reception	33, vs. Southern Miss, 10/17/23

9 – Devin Voisin

TD Receptions	2, vs. Texas State, 11/12/22
100-Yard Games	3, last 153 vs. Western Kentucky, 12/21/22
Receptions	11, vs. Western Kentucky, 12/21/22
Yards Receiving	153, vs. Western Kentucky, 12/21/22
Longest Reception	47, vs. Western Kentucky, 12/21/22

11 – Anthony Eager

TD Receptions	–
100-Yard Games	–
Receptions	–
Yards Receiving	–
Longest Reception	–

12 – Jamaal Pritchett

TD Receptions	2, vs. Louisiana, 10/28/23
100-Yard Games	2, 168, vs. Louisiana, 10/28/23
Receptions	11, vs. Louisiana, 10/28/23
Yards Receiving	168, vs. Louisiana, 10/28/23
Longest Reception	50, vs. Southern Miss, 10/17/23

CAREER HIGHS | OFFENSE

Wide Receivers/Tight Ends

13 – Javon Ivory

TD Receptions	2, at Temple, 10/2/21
100-Yard Games	3, last (123) vs. Tulsa, 11/10/22
Receptions	7, 3x, last vs. Tulsa, 11/10/22
Yards Receiving	126, at Florida Atlantic, 12/23/20
Longest Reception	68-TD, vs. Tulsa, 11/10/22
Kick Returns	2, vs. Navy, 10/14/21
Kick Return Yards	46, vs. Navy, 10/14/21
Longest Kick Return	31, vs. Navy, 10/14/21

* - at Memphis

15 – Shamar Sandgren

TD Receptions	--
100-Yard Games	--
Receptions	--
Yards Receiving	--
Longest Reception	--

18 – Keyshawn Woodyard

TD Receptions	--
100-Yard Games	--
Receptions	2, at ULM, 10/7/23
Yards Receiving	34, at ULM, 10/7/23
Longest Reception	21, at ULM, 10/7/23

20 – Brandon Crum

Receptions	3, 2x, last vs. Arkansas State, 10/30/21
Yards Receiving	51, at Georgia State, 11/23/19
TD Receptions	1, 3x, last at ULM, 10/7/23
Longest Reception	36, at Georgia Southern, 10/29/20

27 – Jacob Hopper

Receptions	2, 2x, last at Appalachian State, 11/13/21
Yards Receiving	42, at Appalachian State, 11/13/21
TD Receptions	1, at Appalachian State, 11/13/21
Longest Reception	27, at Appalachian State, 11/13/21

86 – Todd Justice

TD Receptions	--
Receptions	1, 3x last, at ULM, 10/7/23
Yards Receiving	15, vs. Louisiana Tech, 9/24/22
Longest Reception	15, vs. Louisiana Tech, 9/24/22
Yards Rushing	30, at Georgia Southern, 11/5/22
Longest Rush	30, at Georgia Southern, 11/5/22

88 – Lincoln Sefcik

Receptions	9, at Troy, 11/6/21
Yards Receiving	64, vs. Southern Miss, 10/17/23
TD Receptions	1, 7x, last at James Madison, 9/30/23
Longest Reception	24, vs. Southern Miss, 10/17/23

89 – Jeremiah Webb

Receptions	1, at ULM, 10/7/23
Yards Receiving	3, at ULM, 10/7/23
TD Receptions	1, at ULM, 10/7/23
Longest Reception	3, at ULM, 10/7/23

CAREER HIGHS | DEFENSE

0 – Keith Gallmon Jr.

Total Tackles	12, at Southern Mississippi, 9/3/20
Solo Tackles	9, at UAB, 9/21/19
10-Tackle Games	4, last at Arkansas State, 11/28/20
Interceptions	1, 3x, last at Bowling Green, 9/11/21
Long Int. Return	5 at Georgia Southern, 10/29/20
Passes Broken Up	3, 2x, last at Louisiana, 11/14/20
Forced Fumbles	1, 2x, last at Georgia Southern, 10/29/20
Fumble Recoveries	1, at Nebraska, 8/31/19

1 – Jalen Jordan

Total Tackles	*11, at Arkansas, 10/17/20
Solo Tackles	8, at Georgia Southern, 11/5/22
Tackles For Loss	1, 3x, vs. Central Michigan, 9/23/23
10-Tackle Games	2, last (10) at Georgia Southern, 11/5/22
Interceptions	--
Long Int. Return	--
Passes Broken Up	*1, vs. Florida, 9/26/20
Forced Fumbles	*1, vs. Florida, 9/26/20
Fumble Recoveries	*1, vs. Indiana, 1/2/21

* - at Ole Miss

2 – Jaden Voisin

Total Tackles	17, at Southern Miss, 11/19/22
Solo Tackles	6, at Southern Miss, 11/19/22
Tackles For Loss	1½, at Southern Miss, 11/19/22
Interceptions	1, 4x, last at ULM, 10/7/23
Long Int. Return	30, at Louisiana 10/1/22
Passes Broken Up	2, vs. Old Dominion, 11/26/22
Forced Fumbles	1, 3x, last vs. Southeastern Louisiana, 9/9/23
Fumble Recoveries	1, at Louisiana 10/1/22

3 – Ricky Hyatt Jr.

Total Tackles	2, 7x, last vs. Southern Miss, 10/17/23
Solo Tackles	2, 2x, last at James Madison, 9/30/23
Interceptions	--
Passes Broken Up	--

4 – James Miller

Total Tackles	9, vs. ULM, 10/15/22
Solo Tackles	7, vs. Texas State, 11/12/22
Tackles For Loss	2, vs. Texas State, 11/12/22
Sacks	1, 2x, last vs. Texas State, 11/12/22
Passes Broken Up	*2, at Iowa, 9/4/21
Forced Fumbles	*1, 2x, last at Penn State, 11/16/19
Fumble Recoveries	1, 2x, last at Tulane, 9/2/23

* - at Indiana

6 – Ricky Fletcher

Total Tackles	4, 2x, last vs. Louisiana, 10/28/23
Solo Tackles	4, at James Madison, 9/30/23
Tackles for Loss	1, vs. Southeastern Louisiana, 9/9/23
Interceptions	--
Passes Broken Up	4, vs. Southern Miss, 10/17/23
Forced Fumbles	--
Fumble Recoveries	1, at Tulane, 9/2/23

7 – Marquise Robinson

Total Tackles	6, 2x, last vs. ULM, 10/15/22
Solo Tackles	3, 2x, last at ULM, 10/7/23
Tackles For Loss	½, at James Madison, 9/30/23
Interceptions	1, at Oklahoma State, 9/16/23
Longest Int. Return	24, at Oklahoma State, 9/16/23
Passes Broken Up	1, 2x, last at Arkansas State, 10/29/22

8 – Yam Banks

Total Tackles	7, 2x, last vs. Southeastern Louisiana, 9/9/23
Solo Tackles	6, vs. Troy, 10/20/22
Tackles For Loss	2, 2x, last vs. Georgia Southern, 10/14/21
Sacks	1, 2x last vs. Central Michigan, 9/23/23
Passes Broken Up	3, 2x, last vs. Old Dominion, 11/26/22
Interceptions	2, vs. Louisiana Tech, 9/24/22
Forced Fumbles	2, vs. Southern Mississippi, 9/4/21
Fumble Recoveries	1, 2x, last vs. Louisiana Tech, 9/24/22

9 – Ke'Shun Brown

Total Tackles	6, 3x, last vs. Southeastern Louisiana, 9/9/23
Solo Tackles	5, vs. Southeastern Louisiana, 9/9/23
Tackles For Loss	2, vs. Arkansas State, 10/30/21
Sacks	1, vs. Arkansas State, 10/30/21
10-Tackle Games	--
Interceptions	1, 2x, last vs. Texas State, 11/12/22
Long Int. Return	15-yard TD, vs. Texas State, 11/12/22
Passes Broken Up	1, vs. Louisiana Tech, 9/24/22
Forced Fumbles	1, 2x, last at Central Michigan, 9/10/22
Fumble Recoveries	1, at Tulane, 9/2/23
Long Fumble Return	5, at Tulane, 9/2/23

10 – Quentin Wilfawn

Total Tackles	15, vs. Louisiana, 10/28/23
Solo Tackles	8, vs. Central Michigan, 9/23/23
Tackles For Loss	4½, vs. Louisiana, 10/28/23
Sacks	1, 2x, last vs. Louisiana, 10/28/23
10-Tackle Games	3, last 15, vs. Louisiana, 10/28/23
Forced Fumbles	1, at ULM, 10/23/21
Fumble Recoveries	1, at Bowling Green, 9/11/21
Passes Broken Up	1, vs. UAB, 9/24/20

11 – Jamie Sheriff

Total Tackles	7, at Tulane, 9/2/23
Solo Tackles	4, at Tulane, 9/2/23
Tackles For Loss	1½, 4x, last vs. Central Michigan, 9/23/23
Sacks	1½, 2x, last at Arkansas State, 10/29/22
Forced Fumble	1, 2x, last at Tulane, 9/2/23
Pass Break Ups	2, vs. ULM, 10/15/22

12 – Jamall Hickbottom

Total Tackles	4, 6x, last vs. Louisiana, 10/28/23
Solo Tackles	4, vs. Georgia Southern, 10/14/21
Tackles For Loss	1, 3x, last vs. Louisiana, 10/28/23
Sacks	1, vs. Georgia Southern, 10/14/21
Forced Fumbles	1, 2x, last vs. Southern Miss, 10/17/23
Fumble Recoveries	1, vs. Southern Miss, 10/17/23

15 – Chrystyle Caldwell

Total Tackles	2, vs. Southern Miss, 10/17/23
Solo Tackles	1, vs. Southeastern Louisiana, 9/9/23

16 – Jamarion Burt

Total Tackles	*1, at West Virginia, 11/12/22
Solo Tackles	--
Interceptions	--
Passes Broken Up	--

* - at Oklahoma

17 – Reggie Neely

Total Tackles	*2, vs. Morgan 9/11/21
Solo Tackles	*2, vs. Morgan 9/11/21
Interceptions	--
Long Int. Return	--
Passes Broken Up	--

* - at Tulane

CAREER HIGHS | DEFENSE

18 – R.J. Moss Jr.

Total Tackles	3, vs. Southern Miss, 10/17/23
Solo Tackles	1, 2x, last vs. Southern Miss, 10/17/23
Fumbles Forced	--
Fumbles Recovered	--
Sacks	--
Tackles for Loss	--

19 – Dallas Gamble

Total Tackles	3, at Tennessee, 11/20/21
Solo Tackles	3, at Tennessee, 11/20/21
Interceptions	--
Long Int. Return	--
Passes Broken Up	1, at Oklahoma State, 9/16/23

20 – Lamondre Brooks

Total Tackles	3, vs. Louisiana Tech, 9/24/22
Solo Tackles	2, 2x, last vs. Southern Miss, 10/17/23
Tackles For Loss	1, 3x, last at ULM, 10/7/23
Sacks	1, at ULM, 10/7/23
Forced Fumble	1, at Arkansas State, 10/29/22

21 – Jordan Norman

Total Tackles	1, 2x, last vs. Southern Miss, 10/17/23
Solo Tackles	1, vs. Southern Miss, 10/17/23
Tackles for Loss	1, vs. Southern Miss, 10/17/23
Sacks	1, vs. Southern Miss, 10/17/23

22 – Trey Kiser

Total Tackles	10, vs. Texas State, 11/12/22
Solo Tackles	10, vs. Texas State, 11/12/22
Tackles For Loss	3 ½, at James Madison, 9/30/23
Sacks	1, 3x, last at Louisiana 10/1/22
Fumble Recoveries	1, at Central Michigan, 9/10/22
Passes Broken Up	1, 3x, last at James Madison, 9/30/23

23 – Tremel States-Jones

Total Tackles	1, vs. Nicholls, 9/3/22
Solo Tackles	--
Interceptions	--
Long Int. Return	--
Passes Broken Up	--

25 – Khalil Jacobs

Total Tackles	8, 2x, last vs. Louisiana, 10/28/23
Solo Tackles	4, vs. Southern Miss, 10/17/23
Tackles For Loss	3 ½, vs. Southern Miss, 10/17/23
Sacks	1, at Tulane, 9/2/23
Forced Fumble	1, vs. Southern Miss, 10/17/23
Interceptions	--
Passes Broken Up	--

26 – Brian Dillard

Total Tackles	1, 3x, last at ULM, 10/7/23
Solo Tackles	1, 2x, last at ULM, 10/7/23
Sacks	--
Tackles For Loss	--
Interceptions	--
Long Int. Return	--
Passes Broken Up	--

27 – Gavin Forsha

Total Tackles	*4, at TCU, 10/20/22
Solo Tackles	*3, at TCU, 10/20/22
Sacks	*1.0, at TCU, 10/20/22
Tackles For Loss	*1½, vs. Oklahoma State, 10/29/22
Interceptions	--
Long Int. Return	--
Passes Broken Up	--

* - at Kansas State

29 – Wesley Miller

Total Tackles	2, vs. Southern Miss, 10/17/23
Solo Tackles	1, 3x, last vs. Southern Miss, 10/17/23
Forced Fumbles	--
Fumbles Recovered	vs. Southeastern Louisiana, 9/9/23
Interceptions	1, at ULM, 10/7/23
Long Int. Return	3, at ULM, 10/7/23
Passes Broken Up	--

30 – Charles Coleman III

Total Tackles	7, vs. Coastal Carolina, 11/26/21
Solo Tackles	3, 2x, last vs. Troy, 10/20/22
Tackles For Loss	2, vs. Troy, 10/20/22
Sacks	1½, 3x, last vs. Troy, 10/20/22
Passes Broken Up	1, 4x, last vs. Arkansas State, 10/30/21
Forced Fumbles	1, at Coastal Carolina, 11/7/20
Blocked Field Goals	1, at Georgia Southern, 11/5/22

31 – Mike Harris

Total Tackles	2, 3x, last vs. Louisiana, 10/28/23
Solo Tackles	2, 2x, last vs. Louisiana, 10/28/23
Interceptions	--
Long Int. Return	--
Passes Broken Up	--

32 – Blayne Myrick

Total Tackles	3, at ULM, 10/7/23
Solo Tackles	2, at ULM, 10/7/23
Interceptions	--
Long Int. Return	--
Passes Broken Up	--

34 – Jordan Buchanan

Total Tackles	--
Solo Tackles	--
Interceptions	--
Passes Broken Up	--

39 – Dalton Hughes

Total Tackles	2, vs. Central Michigan, 9/23/23
Solo Tackles	1, 2x last vs. Central Michigan, 9/23/23
Tackles For Loss	--
Interceptions	--
Long Int. Return	--
Passes Broken Up	--

43 – Taylor Milton

Total Tackles	9, Tarleton State, 2/21/21
Solo Tackles	2, vs. Dixie State, 3/7/21
Sacks	--
Tackles for Loss	½, 2x, last at Minnesota, 9/1/22
Interceptions	--
Long Int. Return	--
Passes Broken Up	--

* - at New Mexico State

45 – Ed Smith IV

Total Tackles	4, vs. Old Dominion, 11/26/22
Solo Tackles	4, vs. Old Dominion, 11/26/22
Tackles For Loss	1, vs. Old Dominion, 11/26/22
Sacks	1, vs. Old Dominion, 11/26/22
Forced Fumbles	1, vs. Old Dominion, 11/26/22
Fumble Recoveries	1, at UCLA, 9/17/22

53 – Emauri Sibley

Total Tackles	*3, vs. Oklahoma Baptist, 9/10/22
Solo Tackles	*3, vs. Oklahoma Baptist, 9/10/22
Interceptions	--
Long Int. Return	--
Passes Broken Up	--

* - at Arkansas-Monticello

55 – Maurice Strong Jr.

Total Tackles	4, 2x, last vs. Arkansas State, 11/29/19
Solo Tackles	2, 3x, last vs. Tulane, 9/12/20
Tackles For Loss	1½, vs. Texas State, 10/17/20
Sacks	1, 2x last vs. Southern Miss, 10/17/23
Interceptions	1, vs. Southern Miss, 10/17/23
Forced Fumbles	1, vs. Arkansas State, 11/29/19
Fumbles Recovered	1, vs. Tulane, 9/12/20

90 – Carlos Johnson Jr.

Total Tackles	3, vs. Southern Miss, 10/17/23
Solo Tackles	2, vs. Southern Mississippi, 9/4/21
Tackles For Loss	1, 3x, last at Arkansas State, 10/29/22
Sacks	1, 2x, last at Tennessee, 11/20/21

91 – Nathan Rawlins-Kibonge

Total Tackles	1, 2x, last at Arkansas State, 10/29/22
Solo Tackles	--
Tackles For Loss	--
Sacks	--

95 – Brock Higdon

Total Tackles	4, 4x, last at ULM, 10/7/23
Solo Tackles	4, at Oklahoma State, 9/16/23
Tackles For Loss	2½, at Southern Miss, 11/19/22
Sack	2, at Oklahoma State, 9/16/23
Forced Fumbles	1, 2x, last vs. Nicholls, 9/3/22
Passes Broken Up	1, 2x, last at ULM, 10/7/23

96 – Eli Webb

Total Tackles	6, vs. N.C. Wesleyan, 10/8/22
Solo Tackles	3, vs. N.C. Wesleyan, 10/8/22
Sacks	1½, 3x, last vs. Maryville (Tenn.), 11/12/22
Tackles for Loss	3.0, vs. N.C. Wesleyan, 10/8/22
Interceptions	--
Forced Fumbles	--
Fumble Recoveries	--
Passes Broken Up	--

* - at Belhaven

99 – Wy'Kevious Thomas

Total Tackles	8, at Texas State, 10/9/21
Solo Tackles	5, at UCLA, 9/17/22
Tackles For Loss	2, vs. Alcorn State, 9/18/21
Sacks	1, 4x, last at Arkansas State, 10/29/22
Forced Fumbles	1, at Arkansas State, 10/29/22
Fumble Recoveries	1, 2x, last vs. Coastal Carolina, 11/26/21

CAREER HIGHS | SPECIAL TEAMS**28 – Travis Drosos**

Total Tackles 1, 5x, last at Oklahoma State, 9/16/23
Solo Tackles 1, 2x, last at ULM, 10/23/21

36 – Diego Guajardo

Field Goals 3, 2x, last at Bowling Green, 9/11/21
Long Field Goal 54, at Georgia Southern, 10/29/20
Extra Points 7, 2x, last vs. Southern Miss, 10/17/23
Total Points 13, 2x, last vs. Southern Miss, 10/17/23
Game-Winning Field Goals 2, last 42 yards, at Louisiana 10/1/22

37 – Jacob Meeks

Field Goals *1, 2x, last at Florida State, 9/7/19
Long Field Goal *40, vs. Grambling, 8/31/19
Extra Points *5, at Florida State, 9/7/19
Total Points *8, at Florida State, 9/7/19

* – at ULM

40 – Aleks Pulkkinen

Punts --
Yards Punting --
Long Punt --
Inside 20 --
50+ yards --
Punting Average --

87 – Jack Martin

Punts 7, at James Madison, 9/30/23
Yards Punting 270, at James Madison, 9/30/23
Long Punt 53, at Oklahoma State, 9/16/23
Inside 20 3, at Oklahoma State, 9/16/23
50+ yards 1, 2x last vs. Central Michigan, 9/23/23
Punting Average 45.0, at Tulane, 9/2/23

2023 RECAPS | BOX SCORES

GAME 1

SOUTH ALABAMA	0	10	7	0	17
TULANE	10	14	7	6	37



Sept. 2, 2023 | Yulman Stadium | New Orleans, La.

Jags Drop Season Opener at No. 24 Tulane

Captains: (5) Devin Voisin, wide receiver; (11) Jamie Sheriff, defensive line; (88) Lincoln Sefcik, tight end

NEW ORLEANS | Turnovers and penalties plagued South Alabama all throughout the season opener as the Jaguars fell to Tulane 37-17 Saturday night at Yulman Stadium.

The Jaguars lost three fumbles on the night and threw two additional interceptions. South's defense did a good job of getting the offense the ball back, though, as it hopped on three fumbles of its own. Jamie Sheriff, Khalil Jacobs and Yam Banks all forced fumbles while James Miller, Ricky Fletcher and Ke'Shun Brown came up with the recoveries. Miller and Sheriff also led the tackling efforts on the night with seven apiece.

Offensively, quarterback Carter Bradley threw the ball 30 times, completing 23 of those passes for 190 yards and a touchdown. Bradley also produced South Alabama's other touchdown on the night with his legs as he scrambled from four yards out for the first score of 2023.

Bradley's top targets on the night were Jamaal Pritchett and Caullin Lacy. Pritchett hauled in five receptions for 63 yards while Lacy caught seven balls for 60 yards. Devin Voisin was on the other end of the lone passing touchdown of the night as he and Bradley connected for a seven-yard touchdown on South's first drive of the third quarter.

After falling behind 24-7 in the first half, the Jags kicked a field goal to make the score 24-10 heading into the locker room. Tulane received the ball to start the second half, but Banks laid a big hit on a Tulane rusher to get South Alabama the ball back. That turnover led to Voisin's touchdown a few plays later, but it would prove to be the final points of the night for USA as Tulane ran away with the ball game.

STAT LEADERS

TULANE					
Rushing	Att.	Yds	TD	Long	Avg.
Hughes, Makhi	8	41	0	13	5.1
Pratt, Michael	11	39	0	12	3.5
Louis, Shedro	9	27	0	8	3.0
Totals	38	142	0	13	3.7

Passing					
C-A-I	Yds	TD	Long	Sk	
Pratt, Michael	14-15-0	294	4	48	1
Totals	14-15-0	294	4	48	1

Receiving					
No.	Yds	TD	Long		
Jackson, Jha'Ouan	3	106	2	48	
Keys III, Lawrence	4	96	1	47	
Brazzell II, Chris	4	53	1	33	
Totals	14	294	4	48	

Defense					
S-A-T	TFL/SK	INT	FF/FR		
Platt Jr., Corey	10-5-15	1.0/1.0	-	-	-
Machado, Jesus	3-5-8	1.0/-	-	-	-
Jenkins, Patrick	3-2-5	2.0/2.0	-	1/-	-
Hamilton, Kam.	3-0-3	2.0/2.0	-	1/-	-

SOUTH ALABAMA					
Rushing	Att.	Yds	TD	Long	Avg.
Webb, La'Damian	9	40	0	10	4.4
Bullock, Kentrel	12	37	0	12	3.1
McReynolds, Braylon	2	9	0	6	4.5
Totals	32	75	1	12	2.3

Passing					
C-A-I	Yds	TD	Long	Sk	
Bradley, Carter	23-30-2	190	1	20	5
Totals	23-30-2	190	1	20	5

Receiving					
No.	Yds	TD	Long		
Pritchett, Jamaal	5	63	0	18	
Lacy, Caullin	7	60	0	20	
Bullock, Kentrel	3	19	0	11	
Sefcik, Lincoln	2	15	0	10	
Totals	23	190	1	20	

Defense					
S-A-T	TFL/SK	INT	FF/FR		
Miller, James	3-4-7	1.5	-	-	-
Sheriff, Jamie	4-3-7	0.5	-	-	-
Voisin, Jaden	2-4-6	-	-	-	-

SCORING SUMMARY

Qtr	Time	Team	Scoring Play (Drive Summary)
1st	13:09	TLN (0-7)	- Brazzell II, Chris 4 yd pass from Pratt, Michael (XP Kick Good), (3 plays, 38 yards, TOP 1:21)
1st	2:40	TLN (0-10)	- Ambrosio, Valentino 29 yd field goal (10 plays, 54 yards, TOP 5:40)
2nd	11:54	USA (3-10)	- Bradley, Carter 4 yd run (XP Kick Good), (11 plays, 75 yards, TOP 5:46)
2nd	10:34	TLN (7-17)	- Jackson, Jha'Ouan 47 yd pass from Pratt (XP Kick Good), (3 plays, 75 yards, TOP 1:20)
2nd	7:39	TLN (7-24)	- Keys III, Lawrence 47 yd pass from Pratt (XP Kick Good), (2 plays, 53 yards, TOP 00:30)
2nd	1:39	USA (10-24)	- Guajardo, Diego 36 yd field goal (4 plays, -6 yards, TOP 00:57)
3rd	7:12	USA (17-24)	- Voisin, Devin 7 yd pass from Bradley (XP Kick Good), (11 plays, 53 yards, TOP 5:44)
3rd	4:27	TLN (17-31)	- Jackson, Jha'Ouan 48 yd pass from Pratt (XP Kick Good), (5 plays, 75 yards, TOP 2:45)
4th	12:44	TLN (17-34)	- Ambrosio, 30 yd field goal (7 plays, 31 yards, TOP 3:57)
4th	4:48	TLN (17-37)	- Ambrosio, 27 yd field goal (7 plays, 16 yards, TOP 4:38)

GAME 2

SOUTHEASTERN LA.	0	7	0	10	17
SOUTH ALABAMA	0	7	14	14	35



Sept. 9, 2023 | Hancock Whitney Stadium | Mobile, Ala.

South Comes Alive in Second Half for First Win of Season

Captains: (4) Caullin Lacy; (5) James Miller, wide receiver; (99) Wy'Kevious Thomas

MOBILE, Ala. | After a slow first half that saw the game tied at seven apiece at halftime, South Alabama came alive in the second half to outscore Southeastern Louisiana, 28-10, and win the game 35-17 at Hancock Whitney Stadium.

The Jags produced a balanced offensive attack on the night, passing for 261 yards and earning 248 yards on the ground. Quarterback Carter Bradley threw for 258 yards and a touchdown on a 73-percent completion clip, with Caullin Lacy acting as his top target on the night with eight catches for 139 yards and a touchdown. The duo hooked up for an 84-yard touchdown strike on the first play of the fourth quarter, which set a record for the longest passing touchdown in program history.

The ground game was led by a one-two punch from Kentrel Bullock and La'Damian Webb. Bullock rushed for 82 yards and a touchdown on 14 carries while Webb produced 81 yards and two touchdowns. Marco Lee then came in as South's closer in the fourth quarter, rushing for a total of 66 yards and a touchdown.

Defensively, USA was also balanced with several defenders swarming to the ball throughout the game. Yam Banks led the team with seven tackles, and came up with a key interception in the second quarter to put an end to a Lion drive that was threatening to go deep into Jaguar territory. Fellow safety Jaden Voisin also forced a crucial takeaway for the Jaguar defense on SLU's second drive of the game. With a Lion running back nearing the end zone, Voisin made a key hit to force a fumble which Wesley Miller jumped on to recover and give USA possession.

After a scoreless first quarter, Southeastern drew first blood in the game when they went on a 12-play, 93-yard drive that resulted in a touchdown late in the second quarter. The Jags responded immediately, going 75 yards in just four plays to even the score heading into the locker room.

Coming out of the halftime break, South Alabama quickly took control of the game when Webb scored his second touchdown of the night from 13 yards out. Bullock then made the score 21-7 with his rushing score late in the third quarter. Lacy's 84-yard highlight touchdown opened the fourth quarter to put the Jags up 28-10, and the two teams traded points the rest of the way before South clinched the win.

STAT LEADERS

SOUTHEASTERN LOUISIANA					
Rushing	Att.	Yds	TD	Long	Avg.
Graham Jr., Rodeo	8	33	0	9	4.1
Dixon, Harlan	11	19	1	5	1.7
Clement, Zachary	5	11	0	12	2.2
Totals	26	62	1	12	2.4

Passing					
C-A-I	Yds	TD	Long	Sk	
Clement, Zachary	18-24-1	267	1	76	1
Sawyer, Eli	7-12-0	83	0	18	1
Totals	25-36-1	350	1	76	2

Receiving					
No.	Yds	TD	Long		
Lewis, Darius	7	81	0	20	
Hugley, Da'Shun	1	76	0	76	
Dixon, Harlan	5	62	0	33	
Williams, Mike	3	40	0	21	
Totals	25	350	1	76	

Defense					
S-A-T	TFL/SK	INT	FF/FR		
Goodly, Ian	7-4-11	1.0/-	-	-	-
Christophe, H.	2-3-5	-	-	-	-
Britton Jr., Ant.	4-1-5	-	-	-	-
Reno, KK	4-1-5	-	-	-	-

SOUTH ALABAMA					
Rushing	Att.	Yds	TD	Long	Avg.
Bullock, Kentrel	14	82	1	34	5.9
Webb, La'Damian	7	81	2	33	11.6
Lee Jr., Marco	11	66	1	13	6.0
Totals	35	248	4	34	7.1

Passing					
C-A-I	Yds	TD	Long	Sk	
Bradley, Carter	19-26-1	258	1	84	0
Totals	20-27-1	261	1	84	0

Receiving					
No.	Yds	TD	Long		
Lacy, Caullin	8	139	1	84	
Voisin, Devin	4	70	0	29	
Pritchett, Jamaal	3	36	0	20	
Totals	20	261	1	84	

Defense					
S-A-T	TFL/SK	INT	FF/FR		
Banks, Yam	4-3-7	-	1	-	-
Brown, Ke'Shun	5-1-6	-	-	-	-
Kiser, Trev	4-2-6	1.0/-	-	-	-
Miller, James	3-2-5	-	-	-	-

SCORING SUMMARY

Qtr	Score	Time	Team	Scoring Play (Drive Summary)
2nd	0-7	5:26	SLU	- Drobocky, Ivan 4 yd pass from Clement, Zachary (XP Good), (12 plays, 93 yards, TOP 7:18)
2nd	7-7	4:02	USA	- Webb, La'Damian 2 yd run (XP Good), (4 plays, 75 yards, TOP 1:23)
3rd	14-7	8:50	USA	- Webb, La'Damian 13 yd run (XP Good), (7 plays, 74 yards, TOP 3:10)
3rd	21-7	3:52	USA	- Bullock, Kentrel 8 yd run (XP Good), (9 plays, 61 yards, TOP 3:52)
4th	28-7	14:44	USA	- Lacy, Caullin 84 yd pass from Bradley, Carter (XP Good), (3 plays, 89 yards, TOP 1:11)
4th	28-10	12:09	SLU	- Callaghan, Riley 29 yd field goal (5 plays, 76 yards, TOP 2:28)
4th	35-10	3:28	USA	- Lee Jr., Marco 13 yd run (XP Good), (14 plays, 75 yards, TOP 8:41)
4th	35-17	00:41	SLU	- Dixon, Harlan 1 yd run (XP Good), (8 plays, 80 yards, TOP 2:37)

2023 RECAPS | BOX SCORES

GAME 3

SOUTH ALABAMA	10	13	0	10	33
OKLAHOMA STATE	0	0	0	7	7



Sept. 16, 2023 | Boone Pickens Stadium | Stillwater, Okla.

Jags Dominate Oklahoma State from Start to Finish in 33-7 Win

Captains: (5) Trey Kiser, linebacker; (67) Reggie Smith, offensive line, (88) Lincoln Sefcik, tight end

STILLWATER, Okla. | South Alabama scored on its first drive of the game and never looked back as the Jaguars dismantled Oklahoma State, 33-7, Saturday night at Boone Pickens Stadium.

The victory over the Cowboys marked South Alabama's second win over a Power 5 opponent in program history, and the first over a team from the Big 12 Conference.

The Jags owned a 395-208 advantage in total yards, including 243 yards on the ground while only allowing OSU 94 total rushing yards. USA also won the battle through the air, outpacing the Pokes 152-114. Oklahoma State could only manage 3.2 yards per play for the game while South Alabama nearly doubled that total with 6.3 yards per snap.

South Alabama's defense was stout for all four quarters, and provided key plays at key moments. With the Jags starting to build momentum early, Marquise Robinson came away with a key interception deep in Oklahoma State territory which set up a 17-yard La'Damian Webb touchdown on the very next play. Then, late in the game with Oklahoma State appearing to build some momentum of its own after its lone score of the night, Travis Drosos sprinted down the field on a Jaguar punt and recovered a muffed ball by the Cowboy returner. The Jaguar defense earned four sacks and an additional five hurries.

Offensively, USA controlled the line of scrimmage, averaging 5.2 yards per carry. Webb carried the ball 18 times for 151 yards and two touchdowns. His big highlight came in the fourth quarter when a 65-yard touchdown run put the game on ice. Kentrel Bullock also carried the ball 18 times on the night, totaling 71 yards.

Quarterback Carter Bradley was very efficient in the passing game, completing 10-of-16 passing attempts for 152 yards and two touchdowns. Caullin Lacy was his favorite target, hauling in five completions for 104 yards and two touchdowns. Lacy scored the game's first touchdown in the first quarter on a 39-yard touchdown catch and run over the middle. He and Bradley then connected on a 59-yard deep ball right before half to send the Jags into the locker room up 23-0.

James Miller led the Jaguars in tackles on the night with seven, while Jaden Voisin was right behind with six. Oklahoma native Trey Kiser pitched in five tackles while wearing the number five jersey for USA. Defensive lineman Brock Higdon was a disruptor all game long, finishing the night with two sacks and a quarterback hurry.

STAT LEADERS

OKLAHOMA STATE					
Rushing	Att.	Yds	TD	Long	Avg.
Collins,Elijah	9	31	31	7	3.4
Gundy,Gunnar	10	27	0	21	2.7
Nixon,Jaden	5	23	1	16	4.6
Totals	29	94	1	21	3.2

Passing					
	C-A-I	Yds	TD	Long	Sk
Gundy,Gunnar	9-18-0	64	0	15	3
Bowman,Alan	6-12-1	42	0	14	0
Totals	16-35-1	114	0	15	4

Receiving					
	No.	Yds	TD	Long	
Bray,Jaden	5	42	0	10	
Johnson,Josiah	2	25	0	14	
Shettron,Talyn	1	15	0	15	
Totals	16	114	0	15	15

Defense					
	S-A-T	TFL/SK	INT	FF/FR	
Oliver,Collin	5-5-10	1.0/1.0	-	-	1/-
Rawls,Lyrik	3-6-9	-/-	-	-	-/-
Martin,Nickolas	3-5-8	0.5/-	-	-	-/-
Daniels,Kendal	3-3-6	1.0/1.0	-	-	-/-

SOUTH ALABAMA					
Rushing	Att.	Yds	TD	Long	Avg.
Webb,La'Damian	18	151	2	65	8.4
Bullock,Kentrel	18	71	0	12	3.9
Lee,Jr.,Marco	6	30	0	11	5.0
Totals	47	243	2	65	5.2

Passing					
	C-A-I	Yds	TD	Long	Sk
Bradley,Carter	10-16-0	152	2	57	2
Totals	10-16-0	152	2	57	2

Receiving					
	No.	Yds	TD	Long	
Lacy,Caullin	5	104	2	57	
Sefcik,Lincoln	3	21	0	17	
Ivory,Javon	1	17	0	17	
Totals	16	114	0	15	15

Defense					
	S-A-T	TFL/SK	INT	FF/FR	
Miller,James	4-3-7	-/-	-	-	-/-
Voisin,Jaden	4-2-6	-/-	-	-	-/-
Kiser,Trey	3-2-5	-/-	-	-	-/-
Hickbottom,Ja.	1-3-4	-/-	-	-	-/-
Higdon,Brock	4-0-4	2.0/2.0	-	-	-/-

SCORING SUMMARY

Qtr	Score	Time	Team	Scoring Play (Drive Summary)
1st	3-0	6:18	USA	Guaiardo,Diego 39 yd field goal (14 plays, 68 yards, TOP 6:46)
1st	10-0	1:01	USA	Lacy,Caullin 39 yd pass from Bradley,Carter (XP Good), (8 plays, 70 yards, TOP 4:18)
2nd	16-0	14:44	USA	Webb,La'Damian 17 yd run (XP No Good), (1 plays, 17 yards, TOP 00:06)
2nd	23-0	1:03	USA	Lacy,Caullin 57 yd pass from Bradley,Carter (XP Good), (3 plays, 59 yards, TOP 1:00)
4th	23-7	12:14	OSU	Nixon,Jaden 2 yd run (XP Good), (17 plays, 84 yards, TOP 6:09)
4th	26-7	9:04	USA	Guaiardo,Diego 42 yd field goal (4 plays, yards, TOP 1:33)
4th	33-7	7:04	USA	Webb,La'Damian 65 yd run (XP Good), (2 plays, 67 yards, TOP 00:52)

GAME 4

CENTRAL MICHIGAN	0	13	7	14	34
SOUTH ALABAMA	14	0	3	13	30



Sept. 23, 2023 | Hancock Whitney Stadium | Mobile, Ala.

South Suffers Last-Minute Loss to Central Michigan

Captains: (5) Desmond Trotter, quarterback; (10) Quentin Wilfawn, linebacker; (12) Jamaal Pritchett, wide receiver

MOBILE, Ala. | In an all-night, back-and-forth battle, South Alabama took the lead with just under three minutes to play, but could not hold on as Central Michigan drove down the field to score with seconds remaining and secure a 34-30 victory Saturday night at Hancock Whitney Stadium.

Despite the loss, South outgained the Chippewas, 405-355, on the night. The Jags rushed for 151 yards to CMU's 125 and threw for 254 yards to Central Michigan's 230. The USA defense also made eight more tackles than CMU for the game, but struggled to get off the field on third down as the Chips converted 9-of-13 third-down attempts.

Quarterback Carter Bradley threw for 254 yards on the night with two touchdowns, including a 72-yard bomb to Caullin Lacy in the fourth quarter. It was Lacy's fifth touchdown of the season of 30 yards or more as he also scored from 35 yards out in the first quarter. Lacy finished the game with six catches for 132 yards and two scores. On the ground, La'Damian Webb and Kentrel Bullock paced the Jaguars with 68 and 65 yards, respectively. Webb scored twice on the night, while Bullock ripped off a long rush of 29 yards.

Defensively, Quentin Wilfawn had a big game with 10 tackles, eight of which were solo. Jaden Voisin added eight tackles, and James Miller compiled seven. Yam Banks and Charles Coleman III each recorded sacks on the night, and Jamie Sheriff earned 1.5 tackles for loss along with Banks.

The Jags started off hot, quickly going up 14-0 on their first-two drives of the game. CMU then responded to make it 14-13 going into halftime. The Chippewas continued to carry that momentum into the second half and held the lead until there was just 2:42 on the clock in the fourth quarter. A Webb touchdown from one yard out put South Alabama up in the final minutes, but the Chips went 75 yards in just over two minutes to score the game-winning touchdown with just 13 seconds remaining.

STAT LEADERS

CENTRAL MICHIGAN					
Rushing	Att.	Yds	TD	Long	Avg.
Bauer,Jase	15	55	4	15	3.7
Lukes,Marion	9	35	0	14	3.9
Bailey,Myles	12	27	0	16	2.3
Totals	38	125	4	16	3.3

Passing					
	C-A-I	Yds	TD	Long	Sk
Bauer,Jase	19-30-0	224	1	70	2
Totals	20-31-0	230	1	70	2

Receiving					
	No.	Yds	TD	Long	
Prewitt III,Jesse	10	142	1	70	
Lukes,Marion	4	31	0	13	
Parker,Chris	2	26	0	20	
Davis,Tyson	2	25	0	16	
Totals	20	230	1	70	70

Defense					
	S-A-T	TFL/SK	INT	FF/FR	
Moretti,Kyle	4-7-11	-/-	-	-	-/-
Jones,Trey	7-2-9	1.0/-	-	-	-/-
Whiteside,J.	4-4-8	1.0/-	-	-	-/-
Bristol,Jacques	1-4-5	1.5/1.0	-	-	-/-
Lee,Quindario	2-3-5	1.5/1.0	-	-	-/-

SOUTH ALABAMA					
Rushing	Att.	Yds	TD	Long	Avg.
Webb,La'Damian	18	68	2	18	3.8
Bullock,Kentrel	5	65	0	29	13.0
Totals	33	151	2	29	4.6

Passing					
	C-A-I	Yds	TD	Long	Sk
Bradley,Carter	17-27-0	254	2	72	2
Totals	17-27-0	254	2	72	2

Receiving					
	No.	Yds	TD	Long	
Lacy,Caullin	6	132	2	72	
Pritchett,Jamaal	6	62	0	24	
Webb,La'Damian	1	19	0	19	
Thomas,Jones,DJ	2	18	0	17	
Ivory,Javon	1	15	0	15	
Totals	17	254	2	72	72

Defense					
	S-A-T	TFL/SK	INT	FF/FR	
Wilfawn,Quintin	8-2-10	-/-	-	-	-/-
Voisin,Jaden	2-6-8	-/-	-	-	-/-
Miller,James	2-5-7	-/-	-	-	-/-
Jordan,Jalen	5-1-6	1.0/-	-	-	-/-
Kiser,Trey	2-4-6	0.5/-	-	-	-/-
Banks,Yam	3-2-5	1.5/1.0	-	-	-/-

SCORING SUMMARY

Qtr	Score	Time	Team	Scoring Play (Drive Summary)
1st	7-0	9:02	USA	Webb,La'Damian 3 yd run (XP Good), (9 plays, 75 yards, TOP 3:38)
1st	14-0	4:23	USA	Lacy,Caullin 35 yd pass from Bradley,Carter (XP Good), (6 plays, 71 yards, TOP 2:37)
2nd	14-7	13:37	CMU	Bauer,Jase 15 yd run (XP Good), (11 plays, 75 yards, TOP 5:46)
2nd	14-13	4:13	CMU	Bauer,Jase 1 yd run (XP No Good), (14 plays, 69 yards, TOP 7:41)
3rd	14-20	8:31	CMU	Bauer,Jase 1 yd run (XP Good), (10 plays, 56 yards, TOP 5:35)
3rd	17-20	00:53	USA	Guaiardo,Diego 32 yd field goal, (12 plays, 61 yards, TOP 5:45)
4th	17-27	14:47	CMU	Prewitt III,Jesse 70 yd pass from Bauer,Jase (XP Good), (3 plays, 75 yards, TOP 1:06)
4th	23-27	13:27	USA	Lacy,Caullin 72 yd pass from Bradley,Carter (XP No Good), (3 plays, 75 yards, TOP 1:20)
4th	30-27	2:42	USA	Webb,La'Damian 1 yd run (XP Good), (8 plays, 59 yards, TOP 3:27)
4th	34-20	00:13	CMU	Bauer,Jase 4 yd run (XP Good), (11 plays, 75 yards, TOP 2:29)

2023 RECAPS | BOX SCORES

GAME 5

SOUTH ALABAMA	0	7	3	13	23
JAMES MADISON	14	10	0	7	31



Sept. 30, 2023 | Bridgeforth Stadium / Zane Showker Field | Harrisonburg, Va.

Late Rally Comes up Short, South Falls to JMU 31-23

Captains: (2) Carter Bradley, quarterback; (5) Caullin Lacy, wide receiver; (12) Jamall Hickbottom, defensive lineman

HARRISONBURG, Va. | After falling behind by 21 early in the fourth quarter, South Alabama rallied to make it a one-score game, but could not find the end zone on its last drive as James Madison held on to win 31-23 Saturday afternoon at Bridgeforth Stadium.

With the loss, the Jaguars fell to 2-3 for the year with an 0-1 mark in Sun Belt Conference play.

The Jags had several bright spots in the losing effort, including the receiving duo of Caullin Lacy and Jamaal Pritchett who both had big games. Lacy caught six passes for 132 yards, including a 55-yard connection with Carter Bradley in the fourth quarter to set up a La'Damian Webb touchdown run and pull South within a single score. Pritchett caught three passes for 65 yards, and scored his first touchdown in a USA uniform on a 48-yard bomb from Bradley.

On the defensive side of the ball, South Alabama held James Madison to 2-of-14 on third down conversions, and 0-of-2 on fourth downs. Jaden Voisin also produced a takeaway for the Jags by intercepting a pass to set up the USA offense in plus territory. It was the explosive plays of JMU that haunted the Jags, though, as the Dukes scored three times from 44 yards out or further. Trey Kiser led the attack for South with eight total tackles, including three tackles for loss. Wy'Kevious Thomas also played a good game with six tackles, including 1.5 for loss and half a sack.

STAT LEADERS

JAMES MADISON

Rushing	Att.	Yds	TD	Long	Avg.
McCloud, Jordan	10	61	0	33	6.1
Black, Kaelon	19	61	0	10	3.2
Lawton, Ty Son	11	18	0	8	1.6
Totals	44	136	0	33	3.1

Passing	C-A-I	Yds	TD	Long	Sk
McCloud, Jordan	12-22-1	241	3	66	2
Totals	12-22-1	241	3	66	2

Receiving	No.	Yds	TD	Long
Horton, Zach	3	116	2	66
Sarratt, Elijah	5	92	1	48
Brown, Reggie	1	19	0	19
Totals	12	241	3	66

Defense	S-A-T	TFL/SK	INT	FF/FR
Hendrick, Trent	3-8-11	0.5/-	-	-/-
Fisher, Aiden	5-5-10	2.5/1.0	-	-/-
Ponds, D'Angelo	4-1-5	-/-	-	-/-
Chukwuneke, C.	3-2-5	0.5/-	-	-/-
Carpenter, Ja.	0-5-5	-/-	-	-/-
Green, Jalen	3-1-4	3.5/2.5	1	-/-

SOUTH ALABAMA

Rushing	Att.	Yds	TD	Long	Avg.
Webb, La'Damian	12	36	1	14	3.0
Lee Jr., Marco	1	5	0	5	5.0
Totals	24	27	1	14	1.1

Passing	C-A-I	Yds	TD	Long	Sk
Bradley, Carter	28-50-2	299	2	55	5
Totals	28-50-2	299	2	55	5

Receiving	No.	Yds	TD	Long
Lacy, Caullin	6	132	0	55
Pritchett, Jamaal	3	65	1	48
Thomas, Jones, DJ	2	30	0	16
Webb, La'Damian	7	24	0	12
Totals	28	299	2	55

Defense	S-A-T	TFL/SK	INT	FF/FR
Kiser, Trey	5-3-8	3.0/-	-	-/-
Wilfawn, O.	4-3-7	-/-	-	-/-
Voisin, Jaden	2-4-6	-/-	1	-/-
Thomas, W.	3-3-6	1.5/0.5	-	-/-

SCORING SUMMARY

Qtr	Score	Time	Team	Scoring Play (Drive Summary)
1st	0-7	12:49	JMU	Sarratt, Elijah 48 yd pass from McCloud, Jordan (XP Good), (3 plays, 48 yards, TOP 00:22)
1st	0-14	8:04	JMU	Horton, Zach 44 yd pass from McCloud, Jordan (XP Good), (1 plays, 44 yards, TOP 00:11)
2nd	0-17	6:10	JMU	Wise, Camden 31 yd field goal, (9 plays, 70 yards, TOP 3:56)
2nd	7-17	5:37	USA	Pritchett, Jamaal 48 yd pass from Bradley, Carter (XP Good), (2 plays, 70 yards, TOP 00:29)
2nd	7-24	3:49	JMU	Green, Jalen 24 yd interception (XP Good)
3rd	10-24	00:21	USA	Guaiardo, Diego 40 yd field goal, (10 plays, 51 yards, TOP 4:37)
4th	10-31	11:32	JMU	Horton, Zach 66 yd pass from McCloud, Jordan (XP Good), (2 plays, 71 yards, TOP 00:49)
4th	16-31	8:19	USA	Sefcik, Lincoln 3 yd pass from Bradley, Carter (XP No Good), (19 plays, 75 yards, TOP 3:13)
4th	23-31	3:56	USA	Webb, La'Damian 1 yd run (XP Good), (7 plays, 89 yards, TOP 1:48)

GAME 6

SOUTH ALABAMA	14	17	14	10	55
ULM	0	7	0	0	7



Oct. 7, 2023 | Malone Stadium | Monroe, La.

Jags Overwhelm Warhawks for First-Ever Win in Monroe

Captains: (5) Jaden Voisin, safety; (8) Yam Banks, safety; (67) Reggie Smith, offensive line

MONROE, LA. | South Alabama dominated ULM from start to finish as the Jaguars earned their first win in Monroe in program history with a 55-7 victory. The win pushed the Jags back to .500 on the year with a 3-3 record, and got them in the win column in Sun Belt Conference play with a 1-1 standing.

Everything was clicking right away for South as the Jags scored on their first-five drives of the game, and every drive in the first half. Overall, USA scored on nine of 10 offensive drives for the game, including the final four of the night. Defensively, the Jaguars stopped ULM on 10 of 11 drives for the game by forcing two takeaways, two turnovers on downs, and five punts.

Quarterback Carter Bradley led South Alabama's nearly-perfect efforts on offense with 303 passing yards and three touchdowns while completing 20-of-29 passes. True freshman Gio Lopez then came in in relief of Bradley to throw for 84 yards and a touchdown of his own. It was Lopez's first-career touchdown at the college level.

The favorite receiving target on the night was Caullin Lacy who recorded a career-high 156 receiving yards on seven catches. Lacy added a 44-yard touchdown on the night, and a long reception of 50 yards. Kentrel Bullock, Brandon Crum and Jeremiah Webb joined Lacy as receivers to find the end zone. Bullock also found the end zone on the ground as part of his 38-yard rushing effort. La'Damian Webb led the Jags in rushing with an even 100 yards on 19 carries, while scoring a touchdown for the fifth-consecutive game. Marco Lee Jr. also got in on the fun with 49 yards and touchdown.

Trey Kiser finished the game as South Alabama's leading tackler with nine total tackles, including one for loss. James Miller and Khalil Jacobs each added six tackles apiece. Jaden Voisin, who wore the number five jersey for the week, came away with an interception for the second-straight game. Wesley Miller also pulled down an interception, which was the first of his career.

South dominated the Warhawks in every phase of the game, totaling 589 yards of offense while only surrendering 250. The Jags went 7-of-13 on third downs and 3-of-3 on fourth down, and held ULM to under 50 percent on third down and 0-of-2 on fourth down. USA also possessed the ball for 36:30 of the game while ULM could only manage 23:30 of possession.

STAT LEADERS

ULM

Rushing	Att.	Yds	TD	Long	Avg.
Wright, Jiva	13	53	0	44	4.1
Galloway, Bennett	6	45	0	24	7.5
Totals	32	138	0	44	4.3

Passing	C-A-I	Yds	TD	Long	Sk
Wright, Jiva	13-28-2	112	1	19	2
Totals	13-28-2	112	1	19	2

Receiving	No.	Yds	TD	Long
Howell, Tyrone	4	41	1	14
Quinlan, Nolan	3	29	0	18
Smith, Hunter	1	19	0	19
Totals	13	112	1	19

Defense	S-A-T	TFL/SK	INT	FF/FR
Batton, Michael	2-7-9	-/-	-	-/-
Bakhole, Joseph	2-5-7	-/-	-	-/-
Evans, Ja'Terious	2-4-6	-/-	-	-/-
Godsey Jr, David	1-5-6	-/-	-	-/-

SOUTH ALABAMA

Rushing	Att.	Yds	TD	Long	Avg.
Webb, La'Damian	19	100	1	22	5.3
Lee Jr., Marco	11	49	1	13	4.5
Bullock, Kentrel	7	38	1	11	5.4
Totals	42	202	3	22	4.8

Passing	C-A-I	Yds	TD	Long	Sk
Bradley, Carter	20-29-0	303	3	50	0
Lopez, Gio	7-10-0	84	1	21	0
Totals	27-39-0	387	4	50	0

Receiving	No.	Yds	TD	Long
Lacy, Caullin	7	156	1	50
Thomas, Jones, DJ	3	43	0	30
Woodward, Keyshawn	2	34	0	21
Bullock, Kentrel	1	30	1	30
Totals	27	387	4	50

Defense	S-A-T	TFL/SK	INT	FF/FR
Kiser, Trey	3-6-9	1.0/0.5	-	-/-
Miller, James	1-5-6	-/-	-	-/-
Jacobs, Khalil	2-4-6	1.0/-	-	-/-
Voisin, Jaden	0-4-4	-/-	1	-/-

SCORING SUMMARY

Qtr	Score	Time	Team	Scoring Play (Drive Summary)
1st	7-0	10:57	USA	Bullock, Kentrel 5 yd run (XP Good), (10 plays, 75 yards, TOP 4:03)
1st	14-0	6:29	USA	Crum, Brandon 3 yd pass from Bradley, Carter (XP Good), (8 plays, 45 yards, TOP 3:44)
2nd	17-0	13:55	USA	Guaiardo, Diego 37 yd field goal, (15 plays, 38 yards, TOP 6:29)
2nd	24-0	9:57	USA	Lacy, Caullin 44 yd pass from Bradley, Carter (XP Good), (2 plays, 46 yards, TOP 00:38)
2nd	31-0	1:23	USA	Lee Jr., Marco 10 yd run (XP Good), (7 plays, 76 yards, TOP 03:32)
2nd	31-7	00:00	ULM	Howell, Tyrone 14 yd pass from Wright, Jiva (XP Good), (11 plays, 75 yards, TOP 1:23)
3rd	38-7	4:46	USA	Webb, La'Damian 1 yd run (XP Good), (8 plays, 58 yards, TOP 2:51)
3rd	45-7	1:23	USA	Bullock, Kentrel 30 yd pass from Bradley, Carter (XP Good), (16 plays, 68 yards, TOP 2:10)
4th	48-7	10:33	USA	Guaiardo, Diego 46 yd field goal, (7 plays, 31 yards, TOP 3:11)
4th	55-7	1:20	USA	Webb, Jeremiah 3 yd pass from Lopez, Gio (XP Good), (13 plays, 80 yards, TOP 5:56)

2023 RECAPS | BOX SCORES

GAME 7

SOUTHERN MISS	0	0	3	0	3
SOUTH ALABAMA	14	17	17	7	55



Oct. 17, 2023 | Hancock Whitney Stadium | Mobile, Ala.

Jags Dismantle Southern Miss, 55-3

Captains: (5) Wy'Kevious Thomas, defensive line; (20) Brandon Crum, tight end; (36) Diego Guajardo, placekicker

MOBILE, Ala. | South Alabama scored on its opening drive and never looked back as the Jaguars dismantled Southern Miss, 55-3, in a record-setting victory Tuesday night at Hancock Whitney Stadium.

The win pushed the Jags to 4-3 overall on the season with a 2-1 record in Sun Belt play. South's 647 yards of total offense set a program record, while the 52-point win was also the biggest margin of victory against an FBS program in school history. The team's seven rushing touchdowns also set a new single-game record.

South Alabama was dominant in every facet of the game, outgaining the Golden Eagles 647-149 on the night. The Jags threw for 360 yards throughout the contest while grinding out 287 yards on the ground. South converted on 7-of-11 third downs while holding USM to just 1-of-13, and recorded two takeaways to one for Southern Miss. The Jags also stayed perfect in the red zone on the season, converting all seven of their trips inside the Southern Miss 20-yard line.

La'Damian Webb had a monster game for USA, rushing for 102 yards and four touchdowns on 20 carries. His four rushing touchdowns tied the school record which he set last season at Georgia Southern. It also marked the sixth-straight game with a rushing touchdown for Webb. Joining Webb in the record-setting rushing effort was Kentrel Bullock with a 17-yard touchdown, freshman quarterback Gio Lopez who scored his first-career rushing touchdown, and Dorian Smith who scored his first-career touchdown on his first-career carry.

Although the Jags did not find the end zone via the passing game, Carter Bradley still threw for 319 yards on a 21-of-27 clip. He became the first quarterback in South Alabama history to throw for 300 yards or more in five games. Bradley's top targets on the night were Caullin Lacy and Jamaal Pritchett. Lacy extended his streak of 100-yard receiving games to six, and Pritchett recorded a career-best 122 yards.

On defense, Khalil Jacobs led the team with seven total tackles, including three for loss. Jacobs also forced a fumble on the night. Jamall Hickbottom recorded both a forced fumble and fumble recovery, and James Miller added six tackles, including one for loss. In the defensive backfield, Ricky Fletcher was a menace all night with four of the team's five pass breakups.

STAT LEADERS

SOUTHERN MISS

Rushing	Att.	Yds	TD	Long	Avg.
Clay,Kenyon	10	60	0	15	6.0
Gore,Frank	12	37	0	6	3.1
Totals	36	103	0	18	2.9

Passing	C-A-I	Yds	TD	Long	Sk
Edwards,Holman	5-15-1	41	0	20	2
Totals	7-20-1	46	0	20	3

Receiving	No.	Yds	TD	Long
Gore,Frank	2	22	0	20
Henderson,Ivquan	1	9	0	9
Totals	7	46	0	20

Defense	S-A-T	TFL/SK	INT	FF/FR
Bozeman,Swayze	8-4-12	1.0/-	-	-/-
Lawrence,Dylan	6-3-9	-/-	-	-/-
Ratcliff,Josh	1-6-7	-/-	-	-/-
Puckett,Haves	3-3-6	1.0/-	-	-/-
Roland,Demeco	2-4-6	1.0/-	-	-/-

SOUTH ALABAMA

Rushing	Att.	Yds	TD	Long	Avg.
Webb,La'Damian	20	102	4	16	5.1
Bullock,Kentrel	9	58	1	17	6.4
Smith,Dorian	2	34	1	29	17.0
Lee Jr.,Marco	6	26	0	11	4.3
Lopez,Gio	1	20	1	20	20.0
Totals	44	287	7	29	6.5

Passing	C-A-I	Yds	TD	Long	Sk
Bradley,Carter	21-27-0	319	0	50	0
Lopez,Gio	2-4-1	41	0	29	0
Totals	23-31-1	360	0	50	0

Receiving	No.	Yds	TD	Long
Pritchett,Jamaal	5	122	0	50
Lacy,Caullin	9	103	0	34
Sefcik,Lincoln	4	64	0	24
Totals	23	360	0	50

Defense	S-A-T	TFL/SK	INT	FF/FR
Jacobs,Khalil	4-3-7	3.0/-	-	1/-
Miller,James	1-5-6	1.0/-	-	-/-
Wilfawn,Quentin	3-2-5	1.0/-	-	-/-
Kiser,Trey	1-4-5	-/-	-	-/-

SCORING SUMMARY

Qtr	Score	Time	Team	Scoring Play (Drive Summary)
1st	7-0	11:07	USA	Webb,La'Damian 5 yd run (XP Good), (10 plays, 75 yards, TOP 3:53)
1st	14-0	4:17	USA	Webb,La'Damian 3 yd run (XP Good), (11 plays, 85 yards, TOP 4:36)
2nd	21-0	10:30	USA	Webb,La'Damian 5 yd run (XP Good), (14 plays, 80 yards, TOP 6:48)
2nd	28-0	7:03	USA	Bullock,Kentrel 17 yd run (XP Good), (6 plays, 51 yards, TOP 2:13)
2nd	31-0	00:45	USA	Guajardo,Diego 23 yd field goal (8 plays, 65 yards, TOP 3:44)
3rd	34-0	10:05	USA	Guajardo,Diego 39 yd field goal (10 plays, 47 yards, TOP 2:58)
3rd	34-3	5:40	USM	Stein,Andrew 32 yd field goal (10 plays, 61 yards, TOP 4:22)
3rd	41-3	4:41	USA	Webb,La'Damian 16 yd run (XP Good), (3 plays, 60 yards, TOP 00:53)
3rd	48-3	1:20	USA	Smith,Dorian 29 yd run (XP Good), (3 plays, 62 yards, TOP 1:05)
4th	55-3	13:47	USA	Lopez,Gio 20 yd run (XP Good), (3 plays, 31 yards, TOP 00:58)

GAME 8

LOUISIANA	0	17	16	0	33
SOUTH ALABAMA	0	0	14	6	20



Oct. 28, 2023 | Hancock Whitney Stadium | Mobile, Ala.

South Suffers Setback to Louisiana

Captains: (13) Javon Ivory, wide receiver; (30) Charles Coleman III, defensive lineman; (50) Reggie Smith, offensive lineman

MOBILE, ALA. | South Alabama could not overcome five turnovers as the Jaguars fell to Louisiana, 33-20, Saturday night at Hancock Whitney Stadium.

The loss dropped the Jags to 4-4 on the season with a 2-2 record in Sun Belt Conference play.

Despite the loss, there were several strong individual performances from various Jaguars. The receiving duo of Jamaal Pritchett and Caullin Lacy combined for 299 yards and two touchdowns on the night. Pritchett hauled in 11 receptions for 168 yards and two touchdowns. All three statistics were career highs for the sophomore receiver. Lacy caught seven passes for 131 yards, extending his streak of 100-yard receiving games to seven. La'Damian Webb also provided South Alabama with 96 rushing yards and a touchdown, giving him a rushing score in seven-consecutive contests.

Quentin Wilfawn was all over the field for the Jaguars on defense, setting a career-high in tackles with 15. His 4.5 tackles for loss also tied the school record for tackles for loss in a single game. Jaden Voisin, James Miller and Khalil Jacobs all pitched in eight tackles apiece.

After a scoreless first half, South showed signs of life by coming out of the locker room with back-to-back touchdown drives. The defense struggled to get off the field, though, and the offense surrendered three more turnovers as the Jaguars could only climb within six points before the Ragin' Cajuns pulled away.

STAT LEADERS

LOUISIANA

Rushing	Att.	Yds	TD	Long	Avg.
Kibodi,Jacob	23	119	1	56	5.2
Washington,Dre'lynn	12	52	0	10	4.3
Chriss,Zeon	10	30	0	20	3.0
Totals	--	--	--	--	--

Passing	C-A-I	Yds	TD	Long	Sk
Chriss,Zeon	13-17-0	145	2	33	1
Totals	13-17-0	145	2	33	1

Receiving	No.	Yds	TD	Long
LeBlanc,Peter	2	37	0	22
Carter,Terrance	3	36	0	18
Bernard,Jacob	1	33	1	33
Totals	13	145	2	33

Defense	S-A-T	TFL/SK	INT	FF/FR
Clark,Jalen	5-5-10	-/-	-	-/-
Gant,Kendre	3-6-9	-/-	-	-/1
Whitfield,Cam	5-2-7	3.5/3.5	-	3/-
Kibodi,Caleb	5-2-7	-/-	-	-/-

SOUTH ALABAMA

Rushing	Att.	Yds	TD	Long	Avg.
Webb,La'Damian	16	96	1	25	6.0
Bullock,Kentrel	6	32	0	14	5.3
Totals	28	117	1	25	4.2

Passing	C-A-I	Yds	TD	Long	Sk
Bradley,Carter	29-49-2	381	2	62	5
Totals	29-49-2	381	2	62	5

Receiving	No.	Yds	TD	Long
Pritchett,Jamaal	11	168	2	39
Lacy,Caullin	7	131	0	62
Totals	29	381	2	62

Defense	S-A-T	TFL/SK	INT	FF/FR
Wilfawn,Que	7-8-15	4.5/1.0	-	-/-
Voisin,Jaden	5-3-8	0.5/-	-	-/-
Miller,James	4-4-8	-/-	-	-/-
Jacobs,Khalil	1-7-8	-/-	-	-/-

SCORING SUMMARY

Qtr	Score	Time	Team	Scoring Play (Drive Summary)
2nd	0-7	12:58	LA	Bernard,Jacob 33 yd pass from Chriss,Zeon (XP Good), (12 plays, 93 yards, TOP 6:44)
2nd	0-14	8:15	LA	Johnson,Neal 3 yd pass from Chriss,Zeon (XP Good), (7 plays, 41 yards, TOP 3:32)
2nd	0-17	2:10	LA	Almendares,Kenneth 20 yd field goal (9 plays, 34 yards, TOP 4:03)
3rd	7-17	11:53	USA	Pritchett,Jamaal 6 yd pass from Bradley,Carter (XP Good), (9 plays, 80 yards, TOP 3:00)
3rd	7-20	7:32	LA	Almendares,Kenneth 42 yd field goal, (9 plays, 50 yards, TOP 4:21)
3rd	14-20	6:09	USA	Webb,La'Damian 25 yd run (XP Good), (3 plays, 89 yards, TOP 1:19)
3rd	14-26	3:17	LA	Kibodi,Jacob 56 yd run (XP No Good), (5 plays, 75 yards, TOP 2:52)
3rd	14-33	1:07	LA	Gant,Kendre 55 yd fumble recovery (XP Good)
4th	20-33	00:16	USA	Pritchett,Jamaal 39 yd pass from Bradley,Carter (2pt con), (No Good) (6 plays, 58 yards, TOP 00:58)