

SOUTH ALABAMA

Kevin Beasley, Associate Director for Communications & Digital Media
 Athletics Administration Building
 300 Joseph E. Gottfried Drive
 O: (251) 414-8033 | C: (251) 377-8164 | E: kbeasley@southalabama.edu
 www.USAJaguars.com | Twitter: @WeAreSouth_SB



2 ALL-AMERICAN SELECTIONS | 17 ALL-REGION HONORS | 50 ALL-SUN BELT SELECTIONS | 43 WEEKLY SUN BELT HONORS

GAMES: 4-8 | JAGUAR CLASSIC presented by Marriott Mobile

Feb. 19-21, 2021 | Mobile, Ala. | Jaguar Field

MARRIOTT MOBILE	South Alabama JAGUARS	Lipscomb BISON	Murray State RACERS	Butler BULLDOGS
NFCA: -- USA: -- SA: -- Dt: -- Record: 1-2 Team Slash (AVG / SLG / OBP): .273 / .420 / .390 Team ERA: 7.13	NFCA: -- USA: -- SA: -- Dt: -- Record: 0-0 Team Slash (AVG / SLG / OBP): .273 / .420 / .390 Team ERA: -- Series History: USA, 7-0 In Mobile: USA, 4-0 Last Meeting: 2/15/19 Current Streak: USA 7	NFCA: -- USA: -- SA: -- Dt: -- Record: 1-3 Team Slash (AVG / SLG / OBP): .211 / .253 / .315 Team ERA: 2.24 Series History: USA, 3-1 In Mobile: USA, 1-0 Last Meeting: 2/18/18 Current Streak: USA 1	NFCA: -- USA: -- SA: -- Dt: -- Record: 1-4 Team Slash (AVG / SLG / OBP): .240 / .364 / .355 Team ERA: 4.81 Series History: USA, 3-0 In Mobile: USA, 2-0 Last Meeting: 2/11/18 Current Streak: USA 3	

Game	Day	Teams	Time
Gm 1	Fri.	Butler* vs. Murray State	10:30 a.m.
Gm 2	Fri.	Lipscomb vs. Butler	1 p.m.
Gm 3	Fri.	South Alabama vs. Murray State*	3:30 p.m.
Gm 4	Fri.	South Alabama vs. Lipscomb*	6 p.m.
Gm 5	Sat.	Murray State vs. Lipscomb*	10:30 a.m.
Gm 6	Sat.	Lipscomb* vs. Butler	1 p.m.

**Denotes team that will occupy the home base tonight. Home Team listed first.*

Team	Batting										Pitching									
	AVG	R	H	2B	3B	HR	RBI	K's	SB	ATT	ERA	IP	H	R	ER	BB	K's	B/AVG		
South Alabama	.273	16	24	8	1	1	15	37	1-1		7.13	18.2	22	25	19	16	17	.275		
Lipscomb*	.273	96	166	27	2	14	88	239	34-36		3.79	151.1	169	98	82	58	134	.276		
Illinois-Chicago*	.260	86	131	18	3	12	73	191	20-24		4.28	126.0	132	97	77	67	88	.260		
Murray State	.188	11	18	3	0	1	9	24	1-2		2.24	25.0	20	12	8	11	13	.211		
Butler	.240	14	31	5	1	3	12	47	9-11		4.81	32.0	38	27	22	14	34	.286		

2021 SOUTH ALABAMA JAGUAR STATS

BATTERS																								
Player	avg	gp	gs	ab	r	h	2b	3b	hr	rbi	tb	slg%	bb	bp	so	gdp	ob%	sf	sh	sb-at	po	a	e	fld%
17 Krzywiecki, Abby	.667	1-1		3	0	2	1	0	0	1	3	1.000	0	0	1	0	.667	0	0	0-0	0	0	0	.000
23 Wolfenden, Belle	.556	3-3		9	2	5	1	0	1	5	9	1.000	3	0	1	0	.667	0	0	0-0	5	4	2	.818
0 Keel, Meredith	.545	3-3		11	4	6	3	1	0	11	1.000	0	0	0	0	.545	0	1	0-0	3	7	1	.909	
10 Wilcox, Kassidy	.333	1-1		3	0	1	0	0	0	1	.333	0	0	0	0	.333	0	0	0-0	8	0	0	1.000	
11 Kwislad, Kamdyn	.250	2-1		4	0	1	0	0	0	1	.250	0	0	3	0	.250	0	0	0-0	4	0	1	.800	
3 Kropp, Emma	.250	1-1		4	1	1	0	0	0	1	.250	0	1	2	0	.400	0	0	0-0	6	0	0	1.000	
18 Brasher, Mackenzie	.222	3-2		9	0	2	0	0	0	2	.222	1	0	1	0	.300	0	0	0-0	1	0	0	1.000	
12 Sloan, Shelby	.200	3-3		10	2	2	1	0	0	3	.300	2	0	3	0	.333	0	0	0-0	2	1	0	1.000	
30 Gruich, Katelyn	.200	2-1		5	0	1	0	0	0	1	.200	0	0	4	0	.200	0	0	0-0	5	0	0	1.000	
20 Stewart, Holly	.200	2-2		5	2	1	0	0	0	0	.200	2	1	0	0	.500	0	0	0-0	15	0	0	1.000	
24 Flynn, Amanda	.200	3-2		5	1	1	0	0	1	2	.400	0	0	3	0	.200	0	0	0-0	4	0	0	1.000	
19 Cronan, Kennedy	.143	3-2		7	1	1	1	0	0	3	.286	3	0	4	1	.400	0	0	0-0	1	5	2	.750	
14 Welch, Bailey	.000	2-1		5	0	0	0	0	0	0	.000	0	0	4	0	.000	0	0	0-0	1	0	0	1.000	
4 Hughen, Allie	.000	2-2		3	1	0	0	0	0	0	.000	2	0	1	0	.400	0	0	0-0	0	4	1	.800	
6 Allen, Abby	.000	2-1		3	0	0	0	0	0	1	.000	1	0	3	0	.250	0	0	0-0	0	0	0	.000	
7 Nichols, Caroline	.000	3-1		2	1	0	0	0	0	1	.000	1	0	2	0	.333	0	0	1-1	0	0	0	.000	
Totals	.273	3		88	16	24	8	1	1	15	37	.420	15	2	32	1	.390	0	1	1-1	56	23	7	.919
Opponents	.275	3		80	25	22	3	1	6	23	45	.563	16	2	17	0	.404	1	1	5-5	63	21	3	.966

PITCHERS																							
Player	era	w-l	app	gs	cq	sho	sv	ip	h	r	er	bb	so	2b	3b	hr	b/avg	wp	hp	bk	sfa	sha	
4 Hughen, Allie	0.00	0-0		2	1	0	0/0	0	4.1	5	3	0	2	3	1	1	0	.238	0	1	0	0	0
99 Lackie, Olivia	7.70	0-2		3	2	0	0/0	1	10.0	12	13	11	11	10	2	0	.300	2	1	0	1	1	
35 Hardy, Jenna	9.69	1-0		2	0	0	0/0	0	4.1	3	7	6	3	4	0	0	.176	0	0	0	0	0	
16 Hutchins, Lexi	99.00	0-0		1	0	0	0/0	0	0.0	2	2	2	0	0	0	0	1.000	0	0	0	0	0	
Totals	7.13	1-2		3	3	0	0/0	1	18.2	22	25	19	16	17	3	1	6	.275	2	2	0	1	1
Opponents	4.00	2-1		3	3	0	0/0	0	21.0	24	16	12	15	32	8	1	1	.273	3	2	0	0	1

GENERAL INFORMATION

Television: None
 Radio Broadcast (97.1 FM): www.USAJaguars.com
 (Fri.-Sat. only)
 Live Stats: www.USAJaguars.com
 ESPN+ Broadcast: www.USAJaguars.com (Sun. only)
 (In-Game Updates) Twitter: @WeAreSouth_SB

UP NEXT FOR SOUTH ALABAMA

South Alabama will host its second straight tournament next weekend. The Jaguars will open up the South Alabama Invitational on Fri., Feb. 26 against Missouri. First pitch versus the Tigers is set for 5:30 p.m. at Jaguar Field, in Mobile Ala.

South Alabama Invitational | Jaguar Field | Mobile, Ala. | Feb. 26-28 (Fri.-Sun.)

2021 SCHEDULE / RESULTS

	Record	Home	Road	Neutral	Longest Win Streak	1
OVERALL	1-2	0-0	1-1	0-1	Longest Losing Streak	1
SBC	0-0	0-0	0-0	0-0	Current Streak	L1

Date	USA	OPP	Opponent	Score/Time
------	-----	-----	----------	------------

FEBRUARY				
2.12	--/--/--	14/14/15/13	at Georgia I	L, 3-8
2.12	--/--/--	14/14/15/13	at Georgia I	W, 9-8
2.13	--/--/--	--/--/--	vs. Virginia I	L, 4-9
2.14	--/--/--	--/--/--	vs. Virginia I	Canceled
2.19	--/--/--	--/--/--	MURRAY STATE @	3:30 p.m.
2.19	--/--/--	--/--/--	LIPSCOMB @	6 p.m.
2.20	--/--/--	--/--/--	MURRAY STATE @	3:30 p.m.
2.20	--/--/--	--/--/--	BUTLER @	6 p.m.
2.21	--/--/--	--/--/--	LIPSCOMB @	12:30 p.m.
2.26	--/--/--	--/--/--	MISSOURI #	5:30 p.m.
2.27	--/--/--	--/--/--	MIDDLE TENNESSEE #	1:30 p.m.
2.27	--/--/--	--/--/--	SIU-EDWARDSVILLE #	6 p.m.
2.28	--/--/--	--/--/--	NORTHWESTERN STATE #	1 p.m.

MARCH				
3.5	--/--/--	--/--/--	vs. Northern Iowa \$	11 a.m.
3.5	--/--/--	--/--/--	vs. Northern Iowa \$	1:30 p.m.
3.6	--/--/--	--/--/--	vs. Kent State \$	4 p.m.
3.6	--/--/--	--/--/--	vs. Kent State \$	6:30 p.m.
3.7	--/--/--	--/--/--	at Alabama \$	1 p.m.
3.10	--/--/--	--/--/--	at Ole Miss	5 p.m.
3.13	--/--/--	--/--/--	APPALACHIAN STATE *	1 p.m.
	--/--/--	--/--/--	APPALACHIAN STATE *	3 p.m.
3.14	--/--/--	--/--/--	APPALACHIAN STATE *	12 p.m.
3.17	--/--/--	--/--/--	SOUTHERN MISSISSIPPI	6 p.m.
3.20	--/--/--	--/--/--	at Coastal Carolina *	12 p.m.
	--/--/--	--/--/--	at Coastal Carolina *	2 p.m.
3.21	--/--/--	--/--/--	at Coastal Carolina *	11 a.m.
3.24	--/--/--	--/--/--	LSU	6:30 p.m.
3.26	--/--/--	--/--/--	at Louisiana *	6 p.m.
3.27	--/--/--	--/--/--	at Louisiana *	2 p.m.
3.28	--/--/--	--/--/--	at Louisiana *	12 p.m.
3.31	--/--/--	--/--/--	MCNEESE STATE	5 p.m.

APRIL				
4.6	--/--/--	--/--/--	NICHOLLS STATE	6 p.m.
4.7	--/--/--	--/--/--	at Troy *	6 p.m.
4.10	--/--/--	--/--/--	at Texas State *	1 p.m.
	--/--/--	--/--/--	at Texas State *	3 p.m.
4.11	--/--/--	--/--/--	at Texas State *	12 p.m.
4.17	--/--/--	--/--/--	UTA *	1 p.m.
	--/--/--	--/--/--	UTA *	3 p.m.
4.18	--/--/--	--/--/--	UTA *	12 p.m.
4.20	--/--/--	--/--/--	at Southern Mississippi	6 p.m.
4.24	--/--/--	--/--/--	ULM *	1 p.m.
	--/--/--	--/--/--	ULM *	3 p.m.
4.25	--/--/--	--/--/--	ULM *	1 p.m.

MAY / JUNE				
5.1	--/--/--	--/--/--	at Georgia Southern *	11 a.m.
	--/--/--	--/--/--	at Georgia Southern *	2 p.m.
5.2	--/--/--	--/--/--	at Georgia Southern *	11 a.m.
5.7	--/--/--	--/--/--	TROY *	6 p.m.
5.8	--/--/--	--/--/--	TROY *	3 p.m.
5.12	--/--/--	--/--/--	TBA &	TBA
5.13	--/--/--	--/--/--	TBA &	TBA
5.14	--/--/--	--/--/--	TBA &	TBA
5.15	--/--/--	--/--/--	Championship Game &	TBA
5.21-23			NCAA Regional	TBA
5.27-30			NCAA Super Regional	TBA
6.3-6.9			College World Series	TBA

* - Denotes Sun Belt Conference game
 ! - 14th Annual Red & Black Showcase (Athens, Ga.); @ - Jaguar Challenge presented by Marriott Mobile (Mobile, Ala.); # - South Alabama Invitational (Mobile, Ala.); \$ - Easton T-Town Showdown (Tuscaloosa, Ala.); & - Sun Belt Conference Championships (Troy, Ala.)

All Times CT | Home Games BOLD

SOUTH ALABAMA NOTES

SCOUTING THE JAGUARS

– South Alabama (1-2) enters its home match-up on Tuesday after opening the season over the weekend at the Red & Black Showcase hosted by Georgia.

– The Jaguars split a doubleheader with the 14th-ranked Bulldogs on Friday, falling 8-3, but bouncing back to take game two, 9-8.

– South held a one-run lead over Virginia heading into the sixth on Saturday, but the Cavaliers erupted for six runs.

– A pair of Jag newcomers – Belle Wolfenden and Meredith Keel – led the club at the plate at the tourney.

– Wolfenden (.556) had multi-hit outings in each of the Jags' last two games, and paced the club with five RBI, while reaching base safely eight times – five hits and three walks – and a three-run home run.

– For her play at the tournament, Wolfenden was named the Sun Belt Conference Player of the Week on Tuesday.

– Keel recorded a pair of hits in all three contests, while also scoring a team-high four runs. Four of her six hits went for extra bases, including three doubles.

– Abby Krzywiecki went 2-for-3 with a RBI against UVA on Saturday.

– Allie Hughen didn't allow an earned run in the circle in either of her appearances.

THE SERIES VS. LIPSCOMB

– South Alabama and Lipscomb have met seven previous times in the all-time series.

– The Jaguars hold a 7-0 advantage in the all-time series with four of those meetings coming in Mobile.

– South defeated the Bison, 8-5 at the 2019 Jaguar Classic in the last season meeting.

– Only one meeting in the series has been decided by one run (2010), while five have been decided by three or more.

– South Alabama holds a 40-15 scoring advantage and is averaging 5.7 runs per contest, while the Bison are only averaging just over two runs (2.1).

INSIDE THE SERIES VS. THE BISON

Series: 7-0 (H: 4-0 / A: 0-0 / N: 3-0)
 Extra-Inning Games: 0-0 (H: 0-0 / A: 0-0 / N: 0-0)
 Run-Rule Games: 0-0 (H: 0-0 / A: 0-0 / N: 0-0)
 NCAA Tournament Games: 0-0 (H: 0-0 / A: 0-0 / N: 0-0)
 First Meeting: 2/16/08
 Last Meeting: 2/15/19
 Longest South Alabama Streak: 7 ('08-'19)
 Longest Lipscomb Streak: --
 Current Streak: 7 by South Alabama
 Last 5 – 5-0

Date	USA	OPP	Location	W/L	Score
2/15/19	--/--	--/--	Mobile, Ala.	^	W 8-5
2/12/16	25/RV	--/--	Gulf Shores, Ala.	#	W 7-3
2/14/15	24/25	--/--	Mobile, Ala.	@	W 4-1
3/2/12	--/--	--/--	Baton Rouge, La.	%	W 9-2
2/12/12	--/--	--/--	Mobile, Ala.	@	W 6-1
2/14/10	--	--	Mobile, Ala.	@	W 3-2
2/16/08	--	--	Deland, Fla.	\$	W 3-1

– Sand Dollar Classic; @ – Mardi Gras Invitational; % – Tiger Invitational; \$ – Panther Spring Classic; ^ – Jaguar Classic

LAST SERIES MEETING (LINE SCORES)

South Alabama 8, Lipscomb 5
 Feb. 15, 2019 | at Mobile, Ala. | Jaguar Field | Jaguar Classic

Score by Innings	1	2	3	4	5	6	7	R	H	E
Lipscomb	0	0	3	0	2	0	0	5	7	2
South Alabama	2	0	0	0	1	3	2	8	7	4

WP – A. Reid (1-2) SV – S. Yarbrough (1) LP – M. Jordan (1-2).
 HR – USA: K. Cronan (1)
 T – 2:24

SOUTH AGAINST THE A-SUN

– South Alabama holds an all-time record of 16-2 (.889) against current Atlantic Sun Conference members.

– The Jaguars faced A-Sun opponent Jacksonville last season at the Mardi Gras Classic in Mobile, falling 6-1

to the Dolphins.

– Florida Gulf Coast and North Alabama are the only members of the eight-team league that the Jags have yet to face.

Florida Gulf Coast	0-0	.000
Jacksonville	2-1	.667
Kennesaw State	3-0	1.000
Lipscomb	7-0	1.000
North Alabama	0-0	.000
North Florida	1-0	1.000
Stetson	2-0	1.000
USC-Upstate	1-1	.500
Totals	16-2	.889

THE SERIES VS. MURRAY STATE

– South Alabama and Murray State have met five previous times in the all-time series.

– The Jaguars hold a 4-1 advantage in the series.

– The two clubs split the two meetings the last time they faced each other during the 2018 season at the February Freezer hosted by Mississippi State in Starkville, Miss.

– USA fell to the Racers 4-1 in the first meeting, but bounced back and picked up a 3-1 victory.

– Outside of the first meeting in the series, the winning team has been decided by two or more runs.

INSIDE THE SERIES VS. THE RACERS

Series: 4-1 (H: 1-0 / A: 0-0 / N: 3-1)
 Extra-Inning Games: 0-0 (H: 0-0 / A: 0-0 / N: 0-0)
 Run-Rule Games: 0-0 (H: 0-0 / A: 0-0 / N: 0-0)
 NCAA Tournament Games: 0-0 (H: 0-0 / A: 0-0 / N: 0-0)
 First Meeting: 3/1/13
 Last Meeting: 2/18/18
 Longest South Alabama Streak: 3 ('13-'17)
 Longest Murray State Streak: 1 ('18)
 Current Streak: 1 by South Alabama
 Last 5 – 4-1

Date	USA	OPP	Location	W/L	Score
2/18/18	RV/--	--/--	Starkville, Miss	&	W 3-1
2/17/18	RV/--	--/--	Starkville, Miss	&	L 1-4
2/18/17	RV/--	--/--	Mobile, Ala.	\$	W 8-3
3/2/13	RV/RV	--/--	Birmingham, Ala.	#	W 8-6
3/1/13	RV/RV	--/--	Birmingham, Ala.	#	W 1-0

– Magic City Classic; \$ – Mardi Gras Invitational; & – February Freezer

LAST SERIES MEETING (LINE SCORES)

South Alabama 3, Murray State 1
 February 18, 2018 | at Starkville, Miss. | Nusz Park | February Freezer

Score by Innings	1	2	3	4	5	6	7	R	H	E
Murray State	0	0	0	0	1	0	0	1	3	1
South Alabama	0	1	0	0	1	1	X	3	8	1

WP – D. Brown (3-2) LP – O. Suski (0-3).
 HR – USA: B. Reid (1)
 T – 1:29

South Alabama
 February 17, 2018 | at Starkville, Miss. | Nusz Park | February Freezer

Score by Innings	1	2	3	4	5	6	7	R	H	E
South Alabama	1	0	0	0	0	0	0	1	7	2
Murray State	0	0	0	0	4	0	X	4	6	3

WP – H. Campbell (3-1) LP – A. Reid (2-1).
 HR – MSU: L. Jones (1)
 T – 1:55

SOUTH AGAINST THE OHIO VALLEY

– South Alabama holds an all-time record of 23-9 (.719) against current Ohio Valley Conference members.

– The Jaguars went 2-0 last spring versus the OVC defeating Austin Peay 9-8 and 8-2 in Mobile at the Jaguar Classic.

– USA is also scheduled to face Ohio Valley foe Southern Illinois-Edwardsville next weekend at the Jags' next home tournament, the South Alabama Invitational.

– South has yet to face three league members: Eastern Illinois, Moorehead State and Tennessee-Martin.

– Jacksonville State and Eastern Kentucky announced earlier this spring that this will be their final seasons as OVC members as they are scheduled to join the Atlantic Sun Conference during the 2021-22 season.

Austin Peay	6-0	1.000
Belmont	2-1	.667
Eastern Illinois	0-0	.000
Eastern Kentucky*	0-1	.000
Jacksonville State*	3-4	.429
Morehead State	0-0	.000
Murray State	4-1	.800
SIU-Edwardsville	1-2	.333
Southeast Missouri State	2-0	1.000
Tennessee-Martin	0-0	.000
Tennessee State	3-0	1.000
Tennessee Tech	2-0	1.000
Total	23-9	.719

* – Moving to the Atlantic Sun Conference in 2021-22.

THE SERIES VS. BUTLER

– South Alabama and Butler have met three previous times in the all-time series.

– The Jaguars hold a 3-0 series record.

– Two of the three meetings have come in Mobile.

– South Alabama picked up a 6-0 victory over the Bulldogs at the Friends of Jaclyn Invitational hosted by Central Florida in Kissimmee, Fla., during the 2018 season.

– The Jags have outscored the Bulldogs 17-4 in the series and are averaging 5.7 runs per game.

– USA has shut out Butler each of the last two meetings.

INSIDE THE SERIES VS. THE BULLDOGS

Series: 3-0 (H: 2-0 / A: 0-0 / N: 1-0)
 Extra-Inning Games: 0-0 (H: 0-0 / A: 0-0 / N: 0-0)
 Run-Rule Games: 0-0 (H: 0-0 / A: 0-0 / N: 0-0)
 NCAA Tournament Games: 0-0 (H: 0-0 / A: 0-0 / N: 0-0)
 First Meeting: 2/14/15
 Last Meeting: 2/11/18
 Longest South Alabama Streak: 2 ('15-'17)
 Longest Butler Streak: --
 Current Streak: 3 by South Alabama

Date	USA	OPP	Location	W/L	Score
2/11/18	--/--	--/--	Winter Springs, Fla.	%	W 6-0
2/11/17	RV/--	--/--	Mobile, Ala.	\$	W 2-0
2/14/15	24/25	--/--	Mobile, Ala.	#	W 9-4

– Mardi Gras Invitational; \$ – Sand Dollar Classic; % – Friends of Jaclyn Invitational

LAST SERIES MEETING (LINE SCORES)

Game 38 | South Alabama 14, at Georgia State 8
 April 12, 2019 | at Decatur, Ga. | Robert E. Heck Softball Complex

Score by Innings	1	2	3	4	5	6	7	R	H	E
Butler	0	0	0	0	0	0	0	0	0	1
South Alabama	1	4	0	0	1	0	X	6	11	1

WP – A. Reid (2-0) LP – K. Doud (0-2).
 T – 1:48

SOUTH AGAINST THE BIG EAST

– South Alabama holds an all-time record of 8-1 (.889) against current Big East members.

– The three meetings versus Butler mark the most against any league opponent and besides the two meetings versus Seton Hall, South has only faced four other conference members on a single occasion.

– USA has never faced Big East members Connecticut, Creighton or DePaul.

– South Alabama fell to Seton Hall, 9-7 last season at The Spring Games held in Madeira Beach, Fla.

– The loss to the Pirates marked the first against a league member.

Butler	3-0	1.000
Connecticut	0-0	.000
Creighton	0-0	.000
DePaul	0-0	.000
Georgetown	1-0	1.000
Providence	1-0	1.000
Seton Hall	1-1	.500
St. John's	1-0	1.000
Villanova	1-0	1.000
Total	8-1	.889

SOUTH ALABAMA NOTES

WOLFENDEN EARNS ACCOLADE

– After helping South Alabama pick up a win over 14th-ranked Georgia over the weekend, Jaguar infielder Belle Wolfenden was named the Sun Belt Conference Player of the Week as announced by the league office Tuesday (Feb. 16).

– Wolfenden – a junior college transfer from Gulf Coast [Fla.] State College – didn't wait long to make an impact in the South Alabama lineup over the weekend, as she batted .556, while also reaching base safely in eight of her 12 plate appearances at the Red & Black Showcase. She also walked three times, had a double and a home run, while driving in a team-best five runs at the tournament.

– After recording a hit in the opener against the Bulldogs, the 5-foot-4 junior reached all five of her plate appearances as the Jaguars defeated the Bulldogs, 9-8 in game two of a doubleheader on Friday. She was 2-for-2 at the plate with both of her hits going for extra bases – a double and a home run – while she also walked three times, scored a pair of runs and drove in four. Her three-run home run in the top of the seventh provided just enough insurance for the Jags to hold on for the one-run victory. An inning prior, Wolfenden made an outstanding defensive stop in the hole at second as she was able to gun down the Bulldog runner at first to persevere the 5-4 sixth-inning Jag lead and end the inning after UGA had hit a two-run home run earlier in the frame.

– The win over the Bulldogs marked the first win over a ranked team since defeating then seventh-ranked Florida State, 3-1 in Mobile on Feb. 21, 2018. It was also the first win over a ranked team on their home field since the Jags defeated 18th-ranked Louisiana, 8-4 on April 12, 2014 in Lafayette. The win also snapped a streak of 12-straight losses against an SEC opponent, 10 of which had come on the road. South's last win over an opponent from the league on their home field prior to game two's victory came in Starkville, Miss., during the 2016 season when South picked up a 2-1 win over the Bulldogs.

– On Saturday, Wolfenden posted her second multi-hit outing of the weekend and drove in her team-leading fifth RBI against Virginia on Saturday, as she tied the game up (3-3) with an RBI single to center in the fifth inning.

JAGS AT THE JAGUAR CLASSIC

– South Alabama last hosted the Jaguar Classic during its inaugural season.

– The Jaguars' opening game of the tournament was the first-ever at Jaguar Field held on Feb. 24, 2007.

JAGUAR CLASSIC

Record: 3-1 (.750)

2007 | 3-1 | Mobile, Ala.

Date	USA	OPP	Opponent	W/L	Score
2.24	--	--	GRAMBLING STATE !	W	13-1 (5)
2.24	--	--	SOUTHEASTERN LOUISIANA !	W	8-0 (5)
2.24	--	--	vs. BIRMINGHAM SOUTHERN !	L	0-3
2.25	--	--	vs. BIRMINGHAM SOUTHERN !	W	5-0

SOUTH IN HOME OPENERS

– South Alabama holds a 10-4 mark all-time in its 14 home openers.

– Last season, South picked up an 6-2 win over Southern in its home opener, and with the win, the Jags have enter the weekend having won six of their last eight at Jaguar Field to the home slate.

– In those 14 previous season openers, USA has scored a total of 82 runs (5.9 per game), while allowing 38 (2.7 per game) runs to the opposition for a +44 run differential.

– South has recorded two shutouts in its home openers.

2/11/20	Southern	W, 6-2
2/15/19	Lipscomb	W, 8-5
2/8/18	No. 10/11 Alabama	L, 0-1

2/9/17	Central Arkansas	W, 9-3
2/11/16	UAB	W, 4-0
2/5/15	No. 3/4 Alabama	L, 1-2
2/6/14	No. 21/25 UAB	W, 8-0 (5 inn.)
2/15/13	Central Arkansas	W, 11-2 (6 inn.)
2/9/12	Mississippi State	L, 2-7
2/18/11	Ohio State	W, 8-5
2/13/10	Central Florida	W, 6-4
2/6/09	Northwestern State	W, 11-2
2/20/08	Auburn	L, 3-4
2/24/07	Grambling State	W, 13-1 (5 inn.)

IN THE COACHING BOX



BECKY CLARK

Head Coach
15th Season
at South Alabama



KRISTINA MCCAIN

Assistant Coach
11th Season
at South Alabama

*** Both will alternate between the First and Third Base Coach's Boxes*

IN THE DUGOUT



HANNAH CAMPBELL

Assistant Coach
5th Season
at South Alabama
Pitching Coach



KRISTINA MCCAIN

Assistant Coach
11th Season
at South Alabama
Hitting Coach



MEREDITH TANNER FRISBEY

Director of Operations
15th Season
at South Alabama

PROGRAM HISTORY

Year	Overall Record	Sun Belt Record	Sun Belt Tournament	NCAA Regional
2006	Program Started			
2007	36-23	12-11		
2008	22-31	6-18		
2009	27-28-1	9-12		
2010	21-24	8-10		
2011	37-17	14-10		
2012	41-17	17-7	Champion	Tuscaloosa
2013	48-9	17-3	Champion	Mobile
2014	42-14	15-6		Tuscaloosa
2015	40-13	16-4	Champion	Auburn
2016	33-18	17-6		
2017	35-20	15-12		
2018	29-27	13-13		
2019	18-31	7-20		
2020*	8-17	2-1		
2021	1-2	--		

* – Season shortened due to COVID-19 Pandemic



SOUTH ALABAMA NOTES

RECORDS WATCH

EXTRA-BASE HITS (2B-3B-HR)

1.	69 (34-10-25)	Brittany Fowler (2010-13)
2.	68 (36-4-28)	Christin Crocker (2009-12)
3.	66 (31-10-25)	Amanda Minahan (2014-17)
4.	65 (33-4-28)	Kaitlyn Griffith (2012-15)
5.	63 (40-8-15)	Blair Johnson (2012-15)
6.	58 (40-1-17)	Meghan Collins (2010-13)
7.	54 (26-4-24)	Haley Hopkins (2009-12)
8.	45 (35-4-6)	Stephanie Pilkington (2013-16)
9.	44 (25-4-15)	Brittani Reid (2018-19)
10.	43 (20-5-18)	Jenny Stevens (2007-08, '11)
	43 (32-0-11)	Tara Donaldson (2007-09)
--	34 (15-1-18)	Katelyn Gruich (2017-21)
--	34 (15-1-18)	Kamdyn Kvistad (2018-21)

HOME RUNS

1.	28	Christin Crocker (2009-12)
	28	Kaitlyn Griffith (2012-15)
3.	25	Amanda Minahan (2014-17)
	25	Brittany Fowler (2010-13)
5.	24	Haley Hopkins (2009-12)
6.	18	Jenny Stevens (2007-08, '11)
	18	Katelyn Gruich (2017-21)
	18	Kamdyn Kvistad (2018-21)

RUNS BATTED IN

1.	136	Brittany Fowler (2010-13)
2.	118	Blair Johnson (2012-15)
3.	115	Christin Crocker (2009-12)
4.	114	Amanda Minahan (2014-17)
5.	111	Kaitlyn Griffith (2012-15)
6.	108	Haley Hopkins (2009-12)
	108	Kristian Foster (2015-18)
8.	98	Stephanie Pilkington (2013-16)
9.	97	Meghan Collins (2010-13)
10.	96	Tara Donaldson (2007-09)
--	73	Kamdyn Kvistad (2018-21)

WALKS

1.	102	Meghan Collins (2010-13)
2.	95	Brittany Fowler (2010-13)
3.	87	Stephanie Pilkington (2013-16)
4.	78	Kristian Foster (2015-18)
5.	74	Kaleigh Todd (2015-18)
6.	73	Jenny Stevens (2007-08, '11)
7.	71	Carolina Mendoza (2007, 09-11)
8.	70	Tara Donaldson (2007-09)
9.	69	Amanda Minahan (2014-17)
10.	62	Kristen Hayes (2007-09)
--	51	Katelyn Gruich (2017-21)
--	44	Kamdyn Kvistad (2018-21)

HIT BY PITCHES

1.	56	Kaitlyn Griffith (2012-15)
2.	47	Brittany Fowler (2010-13)
3.	31	Katelyn Gruich (2017-21)

SOUTH IN EXTRA INNINGS

– Since the inception of the program during the 2007 season, South Alabama has been a part of 55 extra-inning games.

– USA holds a 29-26 record in those contests, which includes a 8-10 mark in extra-inning games at home, an 11-9 record in road games and a 10-7 mark at neutral sites.

– The Jaguars are also 11-14 in Sun Belt Conference regular-season games that go past the seventh inning.

– USA holds an 19-15 record in eight-inning games, a 5-5 mark in nine-inning games, a 3-4 mark in 10-inning contests, a 2-0 record in games that have gone 11 innings and a 0-1 record in both 13- and 16-inning games.

JAGUARS IN RUN-RULE CONTESTS

– One area in which the Jaguars have been very successful during their first 14-plus seasons has been in run-rule contests.

– South Alabama has seen 116 games decided via the run-rule and holds an 95-21 record (.819) in those outings, and a 0-0 record this season.

GAMES WITH 2 OR MORE HOME RUNS BY A JAGUAR

#	Date	Player	Opponent
3	4/28/18	Kamdyn Kvistad	Coastal Carolina
2	4/20/19	Victoria Ortiz	ULM
2	3/2/19	Kamdyn Kvistad	Savannah State
2	4/11/18	Katelyn Gruich	Southern
2	4/23/17	Savanna Mayo	ULM
2	4/3/15	Kaitlyn Griffith	UTA
2	3/28/15	Kaitlyn Griffith	Georgia State
2	2/21/15	Kaitlyn Griffith	Ball State
2	4/5/14	Amanda Minahan	Texas State
2	4/20/13	Haley Fagan	ULM
2	3/16/13	Brittany Fowler	Louisiana
2	3/7/12	Brittany Fowler	Southeastern Louisiana
2	4/3/11	Brittany Fowler	Middle Tennessee
2	2/12/11	Jenny Stevens	Alabama State
2	2/12/11	Christin Crocker	Alabama State
2	2/27/09	Christin Crocker	New Mexico State
2	2/18/07	Corey Race	Jacksonville State

GAMES WITH 2 OR MORE HOME RUNS BY AN OPPONENT

#	Date	Player	Opponent
2	4/6/19	Kassidy Smith	Coastal Carolina
2	4/28/18	Courtney Dean	Coastal Carolina
2	3/24/18	Megan Litumbe	Georgia State
2	2/21/18	Jessie Warren	Florida State
2	3/25/17	DJ Sanders	Louisiana
2	2/27/09	Kaitlin Cochran	Arizona State
2	2/22/09	Quaneisha Limbrick	Alabama State
2	4/21/07	Monique White	Florida International
2	4/7/07	Megan Miller	ULM
2	3/24/07	Martha Davis	Middle Tennessee

2021 SUN BELT CONFERENCE SOFTBALL PRESEASON POLL & HONORS

Preseason Coaches' Poll

First-place votes in parentheses

1. Louisiana - 100 (10)
2. Troy - 87
3. Texas State - 72
4. Coastal Carolina - 68
5. UTA - 68
6. Appalachian State - 43
7. Georgia Southern - 38
8. **South Alabama - 36**
9. ULM - 22
10. Georgia State - 16

Preseason All-Sun Belt Team

Summer Ellyson, Louisiana (Sr, Pitcher)

Leanna Johnson, Troy (So, Pitcher)

Alissa Dalton, Louisiana (Sr, SS/3B)

Katie Webb, Troy (Sr, INF/1B)

Raina O'Neal, Louisiana (Jr, OF)

Julie Rawls, Louisiana (Sr, C)

Courtney Dean, Coastal Carolina (Sr, OF)

Mekhia Freeman, Ga. Southern (5th, OF)

Korie Kreps, ULM (Jr, OF)

Kaitlyn Alderink, Louisiana (Sr, 2B)

Jade Gortarez, Louisiana (Sr, SS/3B)

Ciara Bryan, Louisiana (Sr, OF)

Kelly Horne, Troy (So, INF/2B)

Makiya Thomas, Coastal Carolina (Sr, OF/INF)

Tara Oltmann, Texas State (Sr, INF/SS)

Jayden Mount, ULM (Sr, IF)

Katie Lively, Troy (So, OF)

Preseason Player of the Year

Alissa Dalton, Louisiana (Sr, SS/3B)

Preseason Pitcher of the Year

Summer Ellyson, Louisiana (Sr, Pitcher)

SOUTH ALABAMA NOTES

SEE YOU IN 2022 #FUTUREJAGS

This fall, South Alabama softball head coach Becky Clark announced the addition of Erin McGlothlin (Homestead, Fla. – Keys Gate Charter School), Rachel Everett (Hartland High School – Hartland, Mich.), Stephanie Gonzalez (Pembroke Pines Charter High School – Miramar, Fla.), Gabby Stagner (Faith Academy – Mobile, Ala.) and Shelby Garrett (Frostproof Middle Senior High School – Frostproof, Fla.) who were announced as part of the 2022 class.

Erin McGlothlin

5-7 | Outfield

Homestead, Fla.

Keys Gate Charter School | Jersey Intensity 18 Premier KOD

McGlothlin has lettered the past seven seasons in softball at Keys Gate Charter School in Homestead, Fla., for head coach Leo Alvartz. In her 54 games at the prep level, McGlothlin holds a .411 career batting average with 65 hits, 74 runs scored and 39 RBI.

She was named first-team all-county as a sophomore and as a freshman, while also earning honorable mention to the 6A-2A al-Dade Softball squad.

Along with Everett, Extra Inning Softball ranked the incoming outfielder No. 60 on its list. This past summer at USA Nationals in Oklahoma, McGlothlin batted .629 with seven doubles, three triples and two home runs against top-level competition.

Last season, McGlothlin and the Lady Knights competed in just nine games before having the remainder of their season cancelled due to the COVID-19 pandemic. Prior to that, the 5-foot-7 outfielder was batting .400 with 12 RBI and 15 runs scored. Of her 10 hits, four were for extra bases – two doubles and two home runs – while she posted a .720 slugging percentage and a 1.203 OPS.

As a sophomore, McGlothlin batted .328 with 19 hits, 17 runs scored and 10 runs driven in, while also recording five triples, three doubles and 11 stolen bases. She had at least one hit in 13 of her 20 games played with her best outing at the plate coming in the season opener versus Mosignor Pace where she was 2-for-4 with a double and a triple and two runs scored to go along with her three RBI.

During her freshman season, McGlothlin also saw time in the circle where she recorded seven wins, struck out 128 and held a 2.31 earned run average in her 94 innings of work. At the plate, she posted a .486 batting average, scored 42 runs, drove in 17, while also carding nine extra-base hits, including five doubles. McGlothlin was also a threat on the base paths as she ended the season with 17 stolen bases.

McGlothlin has also played travel ball for Jersey Intensity 18 Premier KOD.

Rachel Everett

5-10 | Pitcher

Hartland, Mich.

Hartland High School | Turnin2

Everett joins the Jaguar signee class after lettering the previous four seasons in softball at Hartland High School located in Hartland, Mich. While a member of the program, the Eagles advanced to the quarterfinals of the state tournament during her sophomore season and finished as runner-up as a freshman in 2018.

The left-handed pitcher posted a 29-3 record as a sophomore and 213 strikeouts, after going 20-5 as a freshman with 167 strikeouts. Everett also issued just five walks in 167 innings of work that season. She was a two-time first-team all-state selection, as well as earning all-region and all-district honors both of those seasons.

Due to the COVID-19 pandemic, Everett's junior season was cancelled. However, she was named to the All-Decade team for Livingston County spring sports for the 2010's in 2019. She was also recently ranked No. 172 by Extra Innings Softball among pitchers nationally.

The 5-foot-10 signee has also played travel ball for 10 years for Turnin2 based out of Brighton, Mich., where she was a member of the 14U ASA State Championship team in 2014.

Stephanie Gonzalez

5-5 | Utility

Miramar, Fla.

Pembroke Pines Charter High School | South Florida Diamond Dusters

Gonzalez signs with South after lettering the past seven years in softball for Pembroke Pines Charter High School in Pembroke Pines, Fla.

As a junior, Gonzalez batted .655 with a .966 slugging percentage and a 1.621 on-base plus slugging percentage in her eight-game season, which was shortened by the pandemic. Of her 19 hits, five went for doubles while she also had a pair of triples. The freshman-to-be also drove in 15 runs while striking out just once during the season.

In 26 games during her sophomore season, Gonzalez had 27 hits and batted .391 for the Jaguars. She also accounted for 11 extra-base hits – seven doubles, three triples and a home run – while driving in 18 and scoring 21 runs. In her 82 plate appearances, Gonzalez

struck out just once and posted an OPS of 1.078 and a .623 slugging percentage.

She has also played club ball for 13 years for South Florida Diamond Dusters base out of her hometown.

Gabby Stagner

5-9 | Shortstop/Third base

Mobile, Ala.

Faith Academy | Impact Gold Premier

Stagner signs with South after lettering at Faith Academy in Mobile, Ala., where she has compiled a .405 career batting average and a .747 slugging percentage, in addition to 31 home runs and 132 RBI. She has also scored 116 runs and recorded 17 doubles.

She was named to the 2020 Al.com Coastal High School Terrific 20 and the publication's Class 5A All-State Terrific 20 teams at both shortstop and catcher after hitting .522 with 13 RBI, four home runs and a 1.654 OPS in a COVID-19-shortened season. Earlier the fall, Stagner was ranked No. 98 on Extra Innings Softball's 2021 Extra Elite 100 list.

Over the course of her career, she also earned all-state honorable mention honors from the Alabama Sports Writers Association as well as all-region honors in 2018 and 2019. She was also named the region's offensive player of the year as a sophomore.

The 5-foot-9 infielder led the Rams to a pair of regional appearances (2018 and 2019) where Faith finished as runner up during her freshman season, while posting 12 home runs for FA. Stagner was also selected to play in the North/South All-Star team.

Stagner has also played club ball for Impact Gold Premier where they finished as runner up at the TCS Fireworks where they were ranked 62nd nationally by Extra Innings.

Shelby Garrett

5-8 | Infielder

Frostproof, Fla.

Frostproof Middle Senior High School

Garrett has lettered the past seven seasons in softball at Frostproof Middle Senior High School in Frostproof, Fla. She currently holds the single-season marks in RBI (36), fielding percentage (.997), doubles (12) and batting average (.477) for the Bulldogs.

Over the course of her prep career at Frostproof, Garrett has helped guide the program to four straight district championships (2016-19), while also being selected as the FCA Student Leader of the Year for the state of Florida in 2019.

During her sophomore season with the Bulldogs, Garrett accumulated a .477 batting average, a .535 on-base percentage and a .671 slugging percentage, while also earning first-team all-state honors at shortstop. She recorded 42 hits in her 88 at-bats, scored 34 runs and drove in 36. Garrett also had 11 extra-base hits over the course of the season with five doubles, four triples and a pair of home runs.

Defensively, the middle infielder was stellar committing just two errors in her 29 games plate for a .997 fielding percentage that same season.

As a freshman at FMSHS, Garrett batted .387 with 29 hits, two doubles and a triple, while also adding 23 RBI and 13 runs scored. She also led the county in doubles as an eighth-grader with 12.

The 5-foot-8 infielder also lettered in soccer for seven seasons and volleyball for five seasons where she set the program record for serving 17 points consecutively. She was also a member of a Dixie Youth Little League Softball State Championship in 2015.

WEEKLY SCHEDULE

MONDAY February 15	TUESDAY February 16	WEDNESDAY February 17	THURSDAY February 18	FRIDAY February 19	SATURDAY February 20	SUNDAY February 21
OFF No Student-Athletes Available for Interviews	PRACTICE Team Practice – TBA Interviews By Request	PRACTICE Team Practice – 3:30 p.m. Interviews By Request	PRACTICE Team Practice – 3:30 p.m. Interviews By Request	GAME DAY vs. Murray State – 3:30 p.m. vs. Lipscomb – 6 p.m. Jaguar Classic presented by Marriott Mobile Jaguar Field Mobile, Ala. Interviews Postgame	GAME DAY vs. Murray State – 3:30 p.m. vs. Lipscomb – 6 p.m. Jaguar Classic presented by Marriott Mobile Jaguar Field Mobile, Ala. Interviews Postgame	GAME DAY vs. Lipscomb – 12:30 p.m. Jaguar Classic presented by Marriott Mobile Jaguar Field Mobile, Ala. Interviews Postgame

SOUTH ALABAMA QUICK FACTS

COMMUNICATIONS & DIGITAL MEDIA

Associate AD Communications & Digital Media	Brian Fremund
Associate Director Communications & Digital Media / Softball Contact	Kevin Beasley
Office Phone	(251) 414-8033
Cell Phone	(251) 377-8164
E-Mail	kbeasley@southalabama.edu
Athletic Twitter Account	@WeAreSouth_JAGS
Softball Twitter Account	@WeAreSouth_SB

UNIVERSITY INFORMATION

Name	South Alabama
Location	Mobile, Ala.
Founded	1963
Enrollment	14,224
Nickname	Jaguars
Colors	Red (PMS 193), White and Blue (PMS 281)
Conference	Sun Belt
President	Tony Waldrop, Ph.D.
Athletics Director	Joel Erdmann, Ph.D.
Senior Women's Administrator	Jinni Frisbey
Faculty Athletics Rep	Paige Vitulli
Stadium (Cap.)	Jaguar Field (1,050)
Dimensions (L-C-R)	200-220-200

SOUTH ALABAMA SOFTBALL HISTORY

First Season of Competition	2007
All-Time Record (Overall / Sun Belt)	438-291-1 / 168-133
Sun Belt Regular Season Championships	0
Sun Belt Tournament Championships	3 (2012, 2013, 2015)
NCAA Regional Appearances	4 (2012, 2013, 2014, 2015)
Super Regionals	0
WCWS Appearances	0
Highest Ever Weekly Ranking	
ESPN.com / USA Softball Top 25	11th (Week 8 – 2014)
USA Today / National Fastpitch Coaches Association Top 25	12th (Week 7 – 2014)
All-America Selections	2
All-Region Selections	14
All-Sun Belt Selections	50
Easton/NFCA All-America Scholar Athlete Selections	93
SBC Commissioner's List Selections	113
SBC Academic Honor Roll Selections	90

TEAM INFORMATION

2020 Overall Record	18-31
Home / Away / Neutral	8-17 (6-6 / 0-4 / 2-7)
2020 Sun Belt Record (Home / Away)	2-1 (2-1 / 0-0)
2020 Sun Belt Championship Record	None
2020 Postseason	None
Final Ranking (USA Today / NFCA)	--
Final Ranking (ESPN.com / USA Softball)	--
Final RPI Ranking	--
Field Starters Returning / Lost (Min. 40 Starts)	8 / 1
Pitchers Returning / Lost	3 / 1
Total Roster Size	27
Letterwinners Returning / Lost	17 / 1
Redshirts from 2020	2
Newcomers	8

COACHING STAFF

Head Coach	Becky Clark
Seasons at South Alabama	16th Overall / 15th Competitive
Record at South Alabama	438-291-1
Seasons (Career)	19th Overall / 18th Competitive
Career Record	594-324-2
Assistant Coach	Kristina McCain
Assistant Coach	Hannah Campbell
Volunteer Coach	TBA
Director of Operations	Meredith Tanner Frisbey

MEDIA INFORMATION

Information about the Jaguar softball team is available on USA's official athletics web site, www.USAJaguars.com. Among the information available at this site are links and pdfs of statistics, game notes and directions as well as photo gallery downloads. Information about the Sun Belt Conference is available at www.sunbeltsports.org.

SOCIAL MEDIA

In addition to following the most up-to-date information on South Alabama's Official Athletics Site, www.USAJaguars.com, follow

all Jaguar athletics on the Official Twitter Account of Jaguar Athletics, Twitter @WeAreSouth_JAGS. Stay up-to-date with softball happenings by visiting the official Twitter Account of Jaguar Softball: @WeAreSouth_SB.

2021 COVID-19 PROTOCOLS

Safety protocols have been put in place for the 2021 season as we continue to battle COVID-19. All fans, media members and photographers are required to wear a mask while not eating or drinking inside Jaguar Field, and continue to social distance when possible. The outfield decks are CLOSED. Inside the press box, only TWO radio crew members will be allowed in the booth at a time. There will only be four spots available along the front row of the press box: Official scorer, visiting SID, scoreboard operator and South Alabama social media. Arrangements for other media members can be made with advanced notice of coverage. We apologize for any inconvenience this presents.

POST GAME INTERVIEWS

After a 10-minute cooling off period, requested players and coaches will be made available to members of the media and all interviews. Due to Sun Belt Conference COVID-19 policy, media will NOT be allowed on the field to conduct interviews. Interviews will either be done at an alternate location or with coaches/player on one side of the third base fence and media members on the opposite side. Requested players and coaches will be accompanied by a South Alabama Communications & Digital Media staff member to the designated interview area.

PRACTICES

The South Alabama Communications & Digital Media staff encourages coverage of Jaguar softball outside of games. As a general rule, the first 30 minutes of all practices are open to the media. Please contact the South Alabama Communications & Digital Media Office in advance if you plan on attending a practice session, so an escort can be made available.

WEEKLY INTERVIEW / PRACTICE POLICY

In-person interviews with members of the coaching staff and student-athletes can be arranged by calling the South Alabama Communications & Digital Media Office at (251) 460-7035 during normal business hours. Interviews with student-athletes MUST be arranged in advance through the media relations office. Players are generally available 15 minutes before practice and immediately following practice.

Phone interviews are also available, but will be arranged around the student-athlete's class and practice schedules. Student-athletes' phone numbers are not available under any circumstance. All phone interview requests must be made 24 hours prior.

MEDIA MEMBERS SHOULD NEVER CONTACT STUDENT-ATHLETES DIRECTLY AT ANY TIME. Student-athletes have been instructed to immediately terminate any contact initiated by a member of the media.

INJURY INFORMATION

The Health Insurance Portability and Accountability Act of 1996 (HIPAA) regulates the use and disclosure of certain information held by "covered entities". It establishes regulations for the use and disclosure of Protected Health Information (PHI). PHI is any information held by a covered entity which concerns health status and provision of health care that can be linked to an individual.

Under the HIPAA Privacy Rule, the University must reasonably limit uses and disclosures of medical information to the minimum necessary to accomplish their intended purpose. In order to supply the media with injury information related to student-athletes, the University shall be limited to discussing the athlete's name, along with a broad term for the injury and upcoming playing status.

Student-athletes who miss practice due to an injury will not be available for post-practice interviews. Student-athletes who are injured during a game will not be allowed to participate in post-game media interviews.

HOME CREDENTIAL REQUESTS

The South Alabama Communications & Digital Media Office will issue credentials to WORKING press only. Passes for spouses, children or friends will not be issued. These credentials are non-transferable and any unauthorized use of a credential will result in the pass being immediately revoked.

Press passes will be distributed to those working along press row. A photo pass will be issued to those members of the media needing to photograph home events. All credential requests should be made in writing by sports editors or directors of accredited media outlets on company letterhead. Request should be made no later than four hours prior to the start of the desired contest. At least a day's notice is preferred.

Credentials can be picked up the day before an event in our office. Any credentials picked up after then may be picked up at Media Will Call, which is located at the front gate of Jaguar Field adjacent to the General Will Call area.

Media Will Call will be open approximately one hour before the start of the event. Credential request can be emailed to Kevin Beasley, Associate Director for Communications & Digital Media for the University of South Alabama at kbeasley@southalabama.edu.

PHOTOGRAPHERS

Only photographers shooting for accredited media outlets or for the South Alabama Communications & Digital Media Office will be issued photo passes. Photographers are also allowed to shoot from the stands area as long as they DO NOT obstruct fans viewing of the game.

VISITING RADIO

All visiting radio crews can make credential requests either through the South Alabama Communications & Digital Media Office or through their normal media relations/sports information department contact. Two courtesy lines are available in the visiting radio booth.



HEAD COACH BECKY CLARK

19th Season of her Career (18th Competitive)
16th Season at South Alabama (15th Competitive)

Four NCAA Regional Appearances
Three NAIA Tournament Appearances
Three Conference Regular Season Championships
Three Conference Tournament Championships



CLARK'S LEDGER

EDUCATION

Mobile – B.A. in English and a minor in marketing – 1991
Mobile – M.A. in education – 1995

PLAYING EXPERIENCE

Troy, 1990-91
Mobile, 1992-95

ACCOLADES AS A PLAYER

– 1993 National Association of Intercollegiate Athletics All-District Team
– 1993 NAIA Academic All-American
– 1994 NAIA All-District Team
– 1994 NAIA Academic All-American

HEAD COACHING EXPERIENCE

Year	School	Record	Position
2003-05	Mobile	156-33-1	Head Coach
2006-Pres.	South Alabama	438-291-1	Head Coach

COACHING HONORS

AT MOBILE
– NAIA Regional Coaching Staff of the Year – 1998
– Region XIII runner-up Coach of the Year – 2003
– Gulf Coast Athletic Conference Coach of the Year – 2003, '04

AT SOUTH ALABAMA

– Sun Belt Conference Coach of the Year – 2011
– National Fastpitch Coaches Association South Region Coaching Staff of the Year – 2013

PROGRAM HIGHLIGHTS

AT MOBILE
– Gulf Coast Athletic Conference Championships – 2003, '04, '05
– NAIA National Tournament Appearances – 2003, '04, '05
– NAIA National Tournament Runner Up – 2003

AT SOUTH ALABAMA

– NCAA Regional Appearances – 2012, '13, '14, '15
– No. 14 National Seed in the NCAA tournament – 2013
– Sun Belt Conference Tournament Champions – 2012, '13, '15

MILESTONE WINS AT SOUTH ALABAMA

Win	Date	Opponent	Location	Score
1*	2/17/07	Belmont	Jacksonville, Ala.	12-0 (5 inn.)
50	3/21/08	Middle Tenn.	Mobile, Ala.	2-0
100	4/7/10	UAB	Birmingham, Ala.	2-1
200	3/3/13	Samford	Birmingham, Ala.	4-0
300	4/4/15	UT Arlington	Arlington, Texas	9-1
400	3/28/18	McNeese St	Mobile, Ala.	9-6

*Also program's first win.

PLAYER ACCOLADES UNDER CLARK

AT MOBILE

– Gulf Coast Athletic Conference Players of the Year – 2
– Gulf Coast Athletic Conference Pitchers of the Year – 3
– NAIA All-American Selections – 15
– First-Team (6); Second-Team (6); Honorable Mention (3)
– NAIA Pitcher of the Year (Missy Passley – 2003)
– NAIA Scholar All-American Selections – 3

AT SOUTH ALABAMA

– National Fastpitch Coaches Association (NFCA) All-American Selections – 2
– NFCA All-Region Selections – 14
– NFCA All-America Scholar Athletes – 93
– All-Sun Belt Conference Selections – 52
– First Team – 24
– Second Team – 28
– All-Sun Belt Conference Tournament Selections – 19
– Sun Belt Conference Commissioner's List Selections – 102
– Sun Belt Conference Academic Honor Roll Selections – 81
– Louisville Slugger / NFCA Pitcher of the Week Selections – 1
– Sun Belt Conference Pitcher of the Week Selections – 23
– Sun Belt Conference Player of the Week Selections – 19
– Players drafted professionally – 6
– National Pro FastPitch (NPF) – 4
– American Softball Association (ASBA) – 2

CLARK'S RECORD BREAKDOWN

Category	Record
Overall for Career	594-324-2
Overall at South Alabama	438-291-1
Home Games	197-100
Road Games	125-136-1
Neutral Games	114-62
Vs. USAToday/NFCA Ranked Teams	21-78
Vs. ESPN.com/USASoftball Ranked Teams	17-56
Vs. Softball America Ranked Teams	1-10
Vs. D1Softball Ranked Teams	1-4
As a ranked team	113-34
Vs. Non-Conference Foes (Regular Season)	248-141-1
Vs. Sun Belt Teams	189-149
In Sun Belt Games (Regular Season)	168-133
Sun Belt Tournament	20-16
NCAA Regionals	9-8
NCAA Super Regionals	0-0
NCAA College World Series	0-0
In February	128-82-1
In March	147-87
In April	116-87
In May	47-35
One-Run Games	80-97
Two-Run Games	70-52
Extra-Inning Games	29-26
Run-Rule Games	95-21

CLARK VS. 2021 OPPONENTS

Opponent	Games	W-L-T	Pct.	First	Last	H	A	N
Alabama	15	0-15	.000	2008	2019	0-3	0-11	0-1
Appalachian State	18	14-4	.778	2015	2020	7-2	7-2	--
Butler	3	3-0	1.000	2015	2018	2-0	--	1-0
Coastal Carolina	11	5-6	.455	2009	2019	2-4	1-2	2-0
Georgia	4	2-2	.500	2010	2021	--	1-2	1-0
Georgia Southern	16	12-4	.750	2015	2019	8-1	3-3	1-0
Georgia State	22	14-8	.636	2013	2019	7-3	5-4	2-1
Illinois-Chicago	--	--	--	--	--	--	--	--
Kent State	--	--	--	--	--	--	--	--
Lipscomb	7	7-0	1.000	2008	2019	4-0	--	3-0
Louisiana	45	11-34	.244	2007	2019	6-14	2-18	3-2
LSU	13	2-11	.154	2008	2020	1-0	1-11	--
McNeese State	10	6-4	.600	2010	2020	3-1	1-3	2-0
Middle Tennessee	25	16-9	.640	2007	2020	7-4	9-4	0-1
Mississippi	3	2-1	.667	2008	2013	1-0	1-1	--
Missouri	1	0-1	.000	2020	2020	--	--	0-1
Murray State	5	4-1	.800	2013	2018	1-0	--	3-1
Nicholls State	19	13-6	.684	2007	2020	8-2	4-3	1-1
Northern Iowa	--	--	--	--	--	--	--	--
Northwestern State	4	3-1	.750	2008	2010	3-1	--	--
SIU-Edwardsville	3	1-2	.333	2012	2016	0-1	0-0	1-1
Southern Mississippi	22	15-6-1	.698	2007	2019	9-2	5-4-1	1-0
Texas State	17	2-15	.118	2014	2020	1-6	1-8	0-1
Troy	39	25-14	.641	2007	2019	13-6	12-7	0-1
ULM	44	35-9	.796	2007	2019	12-4	18-5	5-0
UTA	19	13-6	.684	2014	2019	8-0	4-5	1-1
Virginia	1	0-1	.000	2021	2021	--	--	0-1

CLARK'S YEAR-BY-YEAR

Season	School	Conference Champs	Record	Conference Record	Postseason
2003	Mobile	Regular Season	56-7-1		NAIA Tournament*
2004	Mobile	Regular Season	49-13		NAIA Tournament
2005	Mobile	Regular Season	51-13		NAIA Tournament
2006	South Alabama	Started Program - No Competitive Season			
2007	South Alabama		36-23	12-11	
2008	South Alabama		22-31	6-18	
2009	South Alabama		27-28-1	9-12	
2010	South Alabama		21-24	8-10	
2011	South Alabama		37-17	14-10	
2012	South Alabama	Tournament	41-17	17-7	NCAA Regional
2013	South Alabama	Tournament	48-9	17-3	NCAA Regional
2014	South Alabama		42-14	15-6	NCAA Regional
2015	South Alabama	Tournament	40-13	16-4	NCAA Regional
2016	South Alabama		33-18	17-6	
2017	South Alabama		35-20	15-12	
2018	South Alabama		29-27	13-13	
2019	South Alabama		18-31	7-20	
2020	South Alabama		8-17	2-1	
2021	South Alabama		1-2	--	
			594-324-2	168-133	

* - National Runner Up



2021 SOUTH ALABAMA ROSTER

NUMERICAL

No.	Name	HT	CL	POS.	B/T	HOMETOWN (HIGH SCHOOL / LAST SCHOOL)
0	Meredith Keel	5-4	Jr.	INF	L/R	Ashville, Ohio (Teays Valley High School / Wright State University)
1	Kelsie Rivers	5-8	Jr.	P	R/R	Tallahassee, Fla. (Lincoln High School / College of Central Florida)
3	Emma Kropp	5-8	So.	C	R/R	Fairhope, Ala. (Fairhope High School)
4	Allie Hughen	5-8	Sr.	P/INF	R/R	Vista, Calif. (Rancho Bueno Vista High School / Palomar College)
5	Camryn McLemore	5-10	So.	INF	R/R	Saraland, Ala. (Saraland High School)
6	Abby Allen	5-4	Fr.	INF	R/R	Monroe, La. (Ouachita High School)
7	Caroline "Pepper" Nichols	5-1	Jr.	OF	L/R	Hoover, Ala. (Hoover High School)
9	Jordyn Calderon	5-5	Sr.	INF	R/R	Jackson, N.J. (Jackson Memorial High School)
10	Kassidy Wilcox	5-6	So.	C	R/R	Brantley, Ala. (Brantley High School)
11	Kamdyn Kvistad	5-6	Sr.	C/INF	R/R	Lake City, Fla. (Columbia High School)
12	Shelby Sloan	5-6	R-Fr.	OF	L/R	Baker, Fla. (Baker High School)
14	Bailey Welch	5-6	Fr.	OF	L/R	Hueytown, Ala. (Bessemer Academy)
16	Lexi Hutchins	5-8	So.	P	R/R	Joaquin, Texas (North Desota [La.] High School)
17	Abby Krzywiecki	5-7	Sr.	INF	R/R	Brighton, Mich. (Mercy High School)
18	Mackenzie Brasher	5-5	So.	OF	L/R	Orange Beach, Ala. (Gulf Shores High School)
19	Kennedy Cronan	5-9	Jr.	INF	R/R	Daphne, Ala. (Daphne High School)
20	Holly Stewart	5-7	Jr.	INF	R/R	Conway, Ark. (Conway High School / Pensacola State College)
21	Hannah Ogea	5-7	Fr.	UTL	R/R	Baton Rouge, La. (University Lab High School)
22	Breanna Barlow	5-6	So.	INF/UTL	R/R	Excel, Ala. (Excel High School)
23	Belle Wolfenden	5-4	Jr.	INF	R/R	Cantonment, Fla. (Tate High School / Gulf Coast [Fla.] State College)
24	Amanda Flynn	5-4	Jr.	OF	R/L	Plantation, Fla. (Coral Springs Charter School)
25	Janaey Finney	5-5	Jr.	UTL	R/R	Whatley, Ala. (Clark County High School / Bishop State Community College)
28	Kaitlyn Hughes	5-7	Fr.	P	L/L	Trussville, Ala. (Hewitt-Trussville High School)
30	Katelyn Gruich	5-9	Sr.	INF	R/R	Biloxi, Miss. (St. Martin High School)
34	Victoria Ortiz	5-6	R-So.	OF	L/L	Mobile, Ala. (Baker High School)
35	Jenna Hardy	6-0	So.	P	R/R	Whitehouse, Ohio (Anthony Wayne High School)
99	Olivia Lackie	6-0	Fr.	P	R/R	Walker, La. (Holden High School)

ALPHABETICAL

No.	Name
6	Abby Allen
22	Breanna Barlow
18	Mackenzie Brasher
9	Jordyn Calderon
19	Kennedy Cronan
25	Janaey Finney
24	Amanda Flynn
30	Katelyn Gruich
35	Jenna Hardy
28	Kaitlyn Hughes
16	Lexi Hutchins
4	Allie Hughen
0	Meredith Keel
3	Emma Kropp
17	Abby Krzywiecki
11	Kamdyn Kvistad
99	Olivia Lackie
5	Camryn McLemore
7	Caroline "Pepper" Nichols
21	Hannah Ogea
34	Victoria Ortiz
1	Kelsie Rivers
12	Shelby Sloan
20	Holly Stewart
14	Bailey Welch
10	Kassidy Wilcox
23	Belle Wolfenden

COACHING STAFF

Head Coach: Becky Clark (Mobile, 1995 – 16th Season)

Assistant Coaches: Kristina McCain (Auburn, 2011 – 12th Season) and Hannah Campbell (South Alabama, 2014 – 6th Season)

Volunteer Assistant Coach: TBA

Director of Softball Operations: Meredith Tanner Frisbey (Mobile, 2005 – 15th Season)

Student Manager(s): Hannah Parnell, Andi Manship and Victoria Howard

ROSTER BREAKDOWN

BY CLASS

Seniors | 6

Jordyn Calderon
Katelyn Gruich
Abby Krzywiecki
Amanda Flynn
Allie Hughen
Kamdyn Kvistad

Juniors | 7

Kennedy Cronan
Janeah Finney
Meredith Keel
Caroline "Pepper" Nichols
Kelsie Rivers
Holly Stewart
Belle Wolfenden

Sophomores | 8

Breanna Barlow
Mackenzie Brasher
Jenna Hardy
Lexi Hutchins
Emma Kropp
Camryn McLemore
Victoria Ortiz (RS)
Kassidy Wilcox

Freshmen | 6

Abby Allen
Kaitlyn Hughes
Olivia Lackie
Hannah Ogea
Shelby Sloan (RS)
Bailey Welch

Newcomers | 8

Abby Allen
Kaitlyn Hughes
Janeah Finney
Meredith Keel
Olivia Lackie
Hannah Ogea
Bailey Welch
Belle Wolfenden

PRONUNCIATION GUIDE

Jordyn Calderon	Jor-DEN Cal-DAH-roan
Kennedy Cronan	Crow-nan
Janaey Finney	Jane-UGH Finn-KNEE
Katelyn Gruich	Grew-itch
Allie Hughen	HUE-in
Abby Krzywiecki	Kriz-WICK-ee
Kamdyn Kvistad	CAM-den kuh-VIST-add
Hannah Ogea	OH-jay
Belle Wolfenden	Bell-AH WOLF-in-den

BY STATE

Alabama | 11

Breanna Barlow (Excel)
MaKenzie Brasher (Orange Beach)
Kennedy Cronan (Daphne)
Janeah Finney (Whatley)
Kaitlyn Hughes (Trussville)
Emma Kropp (Fairhope)
Camryn McLemore (Saraland)
Caroline "Pepper" Nichols (Hoover)
Victoria Ortiz (Mobile)
Bailey Welch (Hueytown)
Kassidy Wilcox (Brantley)

Arkansas | 1

Holly Stewart (Conway)

California | 1

Allie Hughen (Vista)

Florida | 5

Amanda Flynn (Coral Springs)
Kamdyn Kvistad (Lake City)
Kelsie Rivers (Tallahassee, Fla.)
Shelby Sloan (Baker)
Belle Wolfenden (Cantonment)

Louisiana | 3

Abby Allen (Monroe)
Olivia Lackie (Walker)
Hannah Ogea (Baton Rouge)

Ohio | 2

Jenna Hardy (Whitehouse)
Meredith Keel (Ashville)

Michigan | 1

Abby Krzywiecki (Brighton)

Mississippi | 1

Katelyn Gruich (Biloxi)

New Jersey | 1

Jordyn Calderon (Jackson)

Texas | 1

Lexi Hutchins (Joaquin)



2021 SOUTH ALABAMA TELEVISION CHART



0 Meredith KEEL

JUNIOR

INF | 5-4 | L-R | Ashville, Ohio
Wright State University



1 Kelsie RIVERS

JUNIOR

P | 5-8 | R-R | Tallahassee, Fla.
College of Central Florida



3 Emma KROPP

SOPHOMORE

C | 5-8 | R-R | Fairhope, Ala.
Fairhope High School



4 Allie HUGHEN

SENIOR

P/INF | 5-8 | R-R | Vista, Calif.
Palomar College



5 Camryn MCLEMORE

SOPHOMORE

INF | 5-10 | R-R | Saraland, Ala.
Saraland High School



6 Abby ALLEN

FRESHMAN

INF | 5-4 | R-R | Monroe, La.
Oauchita High School



7 Caroline NICHOLS

JUNIOR

OF | 5-1 | L-R | Hoover, Ala.
Hoover High School



9 Jordyn CALDERON

SENIOR


INF | 5-5 | R-R | Jackson, N.J.
Jackson Memorial High School



10 Kassidy WILCOX

SOPHOMORE

C | 5-6 | R-R | Brantley, Ala.
Brantley High School



11 Kamdyn KVISTAD

SENIOR

C/INF | 5-6 | R-R | Lake City, Fla.
Columbia High School



12 Shelby SLOAN

FRESHMAN (RS)

OF | 5-6 | L-R | Baker, Fla.
Baker High School



14 Bailey WELCH

FRESHMAN

OF | 5-6 | L-R | Hueytown, Ala.
Bessemer Academy



16 Lexi HUTCHINS

SOPHOMORE

P | 5-8 | R-R | Joaquin, Texas
North Desota (La.) High School



17 Abby KRZYWIECKI

SENIOR

INF | 5-7 | R-R | Brighton, Mich.
Mercy High School



18 Mackenzie BRASHER

SOPHOMORE

OF | 5-5 | L-R | Orange Beach, Ala.
Gulf Shores High School



19 Kennedy CRONAN

JUNIOR

INF | 5-9 | R-R | Daphne, Ala.
Daphne High School



20 Holly STEWART

JUNIOR

INF | 5-7 | R-R | Conway, Ark.
Penscola State College



21 Hannah OGEA

FRESHMAN

UTL | 5-7 | R-R | Baton Rouge, La.
University Lab High School



22 Breanna BARLOW

SOPHOMORE


INF/UTL | 5-6 | R-R | Excel, Ala.
Excel High School



23 Belle WOLFENDEN

JUNIOR

INF | 5-4 | R-R | Cantonment, Fla.
Gulf Coast (Fla.) State College



24 Amanda FLYNN

SENIOR

OF | 5-4 | R-L | Plantation, Fla.
Coral Springs Charter School



25 Janeah FINNEY

JUNIOR

UTL | 5-5 | R-R | Whatley, Ala.
Bishop State Community College



28 Kaitlyn HUGHES

FRESHMAN

P | 5-7 | L-L | Trussville, Ala.
Hewitt-Trussville High School



30 Katelyn GRUICH

SENIOR

INF | 5-9 | R-R | Biloxi, Miss.
St. Martin High School



34 Victoria ORTIZ

SOPHOMORE (RS)

OF | 5-6 | L-L | Mobile, Ala.
Baker High School



35 Jenna HARDY

SOPHOMORE

P | 6-0 | R-R | Whitehouse, Ohio
Anthony Wayne High School



99 Olivia LACKIE

FRESHMAN

P | 6-0 | R-R | Walker, La.
Holden High School



NATIONAL POLLS – WEEK 1 (2/16/21)

USA TODAY / NFCA Coaches

Rk.	Team	Points	Record	LW
1	UCLA (31)	799	1-0	1
2	Washington	749	5-0	2
3	Oklahoma (1)	732	4-0	4
4	Arizona	704	0-0	3
5	Alabama	639	4-0	8
6	Florida	620	2-0	7
7	Texas	602	0-0	6
8	LSU	559	2-1	5
9	Louisiana	539	0-0	9
10	Oregon	504	5-0	10
11	Oklahoma State	484	2-0	11
12	Kentucky	418	3-0	13
13	Florida State	408	3-1	12
14	Virginia Tech	351	3-0	15
15	Arizona State	336	4-0	16
16	Georgia	283	2-1	14
17	Michigan	261	0-0	17
18	Duke	223	4-0	25
19	South Carolina	221	0-0	19
20	Arkansas	212	0-1	18
21	Missouri	181	3-1	23
22	Mississippi State	174	2-0	20
23	Baylor	127	0-0	22
24	UCF	100	3-1	21
25	Minnesota	60	0-0	24

Others receiving votes: Utah (32) Tennessee (24), Stanford (22), Liberty (7), Northwestern (7), Oregon State (7), Texas Tech (7), Clemson (6), James Madison (1), Notre Dame (1).

2021 South Alabama opponent in BOLD and Italics
*Records reflect play through Feb. 14, 2021.

ESPN.com / USA Softball

Rk.	Team	Points	Record	LW
1.	UCLA (18)	1-0	495	1
2.	Oklahoma (1)	4-0	453	4
3.	Washington	5-0	451	2
4.	Arizona	0-0	431	3
5.	Florida (1)	2-0	413	6
6.	Alabama	4-0	404	8
7.	Texas	0-0	355	7
8.	Oklahoma State	2-0	338	10
9.	LSU	2-1	330	5
10.	Louisiana	0-0	323	9
11.	Oregon	5-0	322	11
12.	Kentucky	3-0	261	13
13.	Arizona State	4-0	259	15
14.	Florida State	3-1	245	12
15.	Virginia Tech	3-0	199	16
16.	Georgia	2-1	164	14
17.	Michigan	0-0	139	17
18.	Baylor	0-0	132	18
19.	Duke	4-0	121	RV
20.	South Carolina	0-0	110	19
21.	Missouri	3-1	104	24
22.	Minnesota	0-0	89	20
23.	Tennessee	2-0	84	23
24.	Mississippi State	2-0	72	22
25.	Arkansas	0-1	71	21

Others receiving votes: Oregon State (28), UCF (23), Auburn (16), Georgia Tech (16), Northwestern (16), Texas A&M (10), Stanford (8), South Florida (6), Utah (6), Clemson (5), Ohio State (5), NC State (2), Texas Tech (1).

2021 South Alabama opponent in BOLD and Italics
*Records reflect play through Feb. 14, 2021.

Softball America

Rk.	Team	Record
1	UCLA	1-0
2	Oklahoma	4-0
3	Washington	5-0
4	Arizona	0-0
5	Florida	2-0
6	Alabama	4-0
7	LSU	2-1
8	Texas	0-0
9	Louisiana	0-0
10	Arizona State	4-0
11	Oklahoma State	2-0
12	Virginia Tech	3-0
13	Florida State	3-1
14	Oregon	5-0
15	Missouri	3-1
16	Mississippi State	2-0
17	Georgia	2-1
18	South Carolina	0-0
19	Arkansas	0-1
20	Michigan	0-0
21	Kentucky	3-0
22	Minnesota	0-0
23	Baylor	0-0
24	Tennessee	2-0
25	Duke	4-0

2021 South Alabama opponent in BOLD and Italics
*Records reflect play through Feb. 14, 2021.

DI Softball

Rk.	Team	Record
1	UCLA	1-0
2	Oklahoma	4-0
3	Washington	5-0
4	Arizona	0-0
5	Alabama	4-0
6	Florida	2-0
7	LSU	2-1
8	Louisiana	0-0
9	Texas	0-0
10	Oklahoma State	2-0
11	Oregon	5-0
12	Florida State	3-1
13	Virginia Tech	3-0
14	Arizona State	4-0
15	Missouri	3-1
16	Mississippi State	2-0
17	Arkansas	0-1
18	Georgia	2-1
19	Minnesota	0-0
20	Kentucky	3-0
21	Michigan	0-0
22	Baylor	0-0
23	Tennessee	2-0
24	South Carolina	0-0
25	Duke	4-0

2021 South Alabama opponent in BOLD and Italics
*Records reflect play through Feb. 14, 2021.



SUN BELT CONFERENCE WEEKLY AWARDS



PLAYER OF THE WEEK

WK 1 – Feb. 16 – Belle Wolfenden, South Alabama
 WK 2 – Feb. 23 –
 WK 3 – Feb. 25 –
 WK 4 – March 2 –
 WK 5 – March 9 –
 WK 6 – March 16 –
 WK 7 – March 23 –
 WK 8 – March 30 –
 WK 9 – April 6 –
 WK 10 – April 13 –
 WK 11 – April 20 –
 WK 12 – April 27 –
 WK 13 – May 4 –
 WK 13 – May 11 –

PITCHER OF THE WEEK

WK 1 – Feb. 16 – Leanna Johnson, Troy
 WK 2 – Feb. 23 –
 WK 3 – Feb. 25 –
 WK 4 – March 2 –
 WK 5 – March 9 –
 WK 6 – March 16 –
 WK 7 – March 23 –
 WK 8 – March 30 –
 WK 9 – April 6 –
 WK 10 – April 13 –
 WK 11 – April 20 –
 WK 12 – April 27 –
 WK 13 – May 4 –
 WK 13 – May 11 –

SOUTH ALABAMA IN THE POLLS

	NFCA	USA	SBA	D1B	RPI	Record
Preseason	--	--	--	--	--	0-0
Week 1						
Week 2						
Week 3						
Week 4						
Week 5						
Week 6						
Week 7						
Week 8						
Week 9						
Week 10						
Week 11						
Week 12						
Week 13						
Week 14						
Final						

SUN BELT CONFERENCE STANDINGS

	Sun Belt	Pct.	Overall	Pct.	Strk
Troy	0-0	0.000	4-1	0.800	L1
Georgia State	0-0	0.000	3-2	0.600	L2
ULM	0-0	0.000	1-1	0.500	W1
South Alabama	0-0	0.000	1-2	0.333	L1
App State	0-0	0.000	1-2	0.333	L1
Coastal Carolina	0-0	0.000	0-0	0.000	---
Georgia Southern	0-0	0.000	0-0	0.000	---
Louisiana	0-0	0.000	0-0	0.000	---
Texas State	0-0	0.000	0-0	0.000	---
UTA	0-0	0.000	0-0	0.000	---

- As of games through 2/18/21

JAGUAR FIELD

Jaguar Field has been home to the South Alabama softball program since its inception in the spring of 2007. South Alabama won its first-ever game on its home field, defeating Grambling State 13-1 in five innings on February 24, 2007.

The field dimensions of the facility are 200 in both corners and 220 in center field. The facility was expanded to a permanent seating capacity of 1,050 at the beginning of the 2015 campaign. The renovation also saw the construction of a brand new press box that houses two radio booths, a television broadcast booth and a press row/game operations area, as well as the renovation of both the first and third base dugouts.

With its renovation following the 2014 season, the site also now includes one of the top covered hitting facilities in the Southeast that has three pitching rubbers, three cage areas, four tee stations and a video analysis room, along with a pair of storage areas.

There are also two wooden deck areas out behind the left field and left center field walls for general admission seating.

South Alabama has hosted the Sun Belt Conference Championships on two different occasions (2016 and 2010). Jaguar Field also served as one of the 16 regional sites during the 2013 NCAA tournament where USA was the No. 14 national seed and hosted Florida State, Mississippi State and Mississippi Valley State.

South Alabama has welcomed several Top 25 programs to Jaguar Field and captured the program's first win over a ranked team back on April 15, 2007 when the Jags defeated No. 19 Louisiana 8-0 in five innings.

USA recorded five wins over Top 25 opponents during the 2013 season – No. 22/25 Louisiana (2), No. 12/13 LSU and Florida State both during the regular season and in the NCAA Regional.

The largest crowd to ever attend a game at Jaguar Field came on February 8, 2009 when the Jaguars hosted third-ranked Alabama before an announced crowd of 1,463.

JAGUAR FIELD — SOUTH ALABAMA TEAM RECORDS

HITTING

Most At-Bats – 40
vs. Troy, 5/4/08

Most Runs – 18
vs. Evansville, 2/19/11

Most Hits – 20
vs. Alabama A&M, 4/17/07

Most Doubles – 6
vs. Georgia State – Gm 2, 3/24/18

Most Triples – 3
vs. Nicholls State, 3/6/13

Most Home Runs – 4
vs. UTA, 4/3/15

Most RBI – 16 (4 times)
vs. Alabama A&M, 4/17/07
vs. Evansville, 2/19/11
vs. Western Kentucky, 3/19/11
vs. Southeastern Louisiana, 3/7/12

Most Stolen Bases – 6 (2 times)
vs. Northwestern State, 3/25/08
vs. Belmont, 2/20/10

PITCHING

Most Strikeouts [7 inn. gm] – 17
vs. Troy, 5/7/16

Most Strikeouts – 20
vs. Middle Tennessee, 3/27/10 [10 inn.]

MISCELLANEA
Biggest Deficit Overcome – 6 runs
vs. ULM, 4/10/10

Most Runs Scored in an Inning – 14
vs. Evansville (4 inn.), 2/19/11

Most Runners Left On Base – 14 (3 times)
vs. Southern Mississippi, 3/26/07
vs. Memphis, 2/7/09
vs. Oklahoma State, 2/13/15

TOP 20 JAGUAR FIELD CROWDS

	ATTENDANCE	OPPONENT	DATE	RESULT	SCORE
1.	1,463	No. 3 Alabama	2/8/09	L	1-7
2.	1,379 !	No. 19 Florida State / Mississippi State	5/18/12	L / W	1-2 / 3-0
3.	1,157 !	Mississippi Valley State	5/17/13	W	10-0 (6)
4.	1,152	No. Alabama	2/8/18	L	0-1
5.	1,088	No. 3 Alabama	2/5/15	L	1-2
6.	1,076 !	No. 19 Florida State (2 gms)	5/19/13	W / L	3-0 / 6-7 (8)
7.	1,019	Mississippi / Lamar	2/16/13	W / W	4-2 / 8-0
8.	931	Troy (DH)	5/3/14	L / W	0-1 / 3-2
9.	929	No. 7 Florida State	2/21/18	W / L	3-1 / 1-14 (5)
10.	900	No. 3 Alabama	2/11/12	L	1-12 (5)
11.	892	No. 12 LSU	3/27/13	W	12-5
12.	892	No. 25 Florida State	4/10/13	W	4-0
13.	864	Austin Peay	2/9/14	W	12-0 (5)
14.	847	Mississippi State	2/19/16	L	2-4 (8)
15.	828	Mississippi State	4/9/14	W	3-2
16.	819	McNeese State / Syracuse	2/8/14	W / W	4-1 / 8-0 (5)
17.	818	Houston Baptist / Jacksonville St.	2/11/17	W / W	6-1 / 1-0
18.	781 %	Texas State / ULM	5/12/16	L / W	0-5 / 5-3
19.	715	Central Arkansas	2/10/17	W	2-0
20.	712	UTA (DH)	3/22/14	W / W	9-0 (5) / 8-0 (5)

% – Session of 2016 Sun Belt Conference Championships
! – Session of 2013 NCAA Regional

JAGUAR FIELD — SOUTH ALABAMA INDIVIDUAL RECORDS

HITTING

Most Runs – 4 (3 times)

Christin Crocker, vs. Evansville, 2/19/11
Haley Hopkins, vs. Evansville, 2/19/11
Jenny Stevens, vs. Western Kentucky, 3/19/11

Most Hits – 5 (2 times)

Evelyne Pare, vs. ULM, 4/5/08
Emily Messer, vs. Southern Mississippi, 2/21/16

Most HRs – 2 (4 times)

Brittany Fowler, vs. Southeastern Louisiana, 3/7/12
Brittany Fowler, vs. Louisiana, 3/16/13
Kaitlyn Griffith, vs. Ball State, 2/21/15
Katelyn Gruich, vs. Southern, 4/11/18

Most RBI – 6 (4 times)

Brittany Campbell, vs. Southeastern Louisiana, 3/7/12
Kaitlyn Griffith, vs. Ball State, 2/21/15
Kamdyn Kvistad, vs. Georgia State - Gm 2, 3/24/18
Dayla Gulleddge, vs. Stephen F. Austin, 2/22/19

Most Total Bases – 10 (3 times)

Brittany Fowler, vs. Louisiana, 3/16/13
Kaitlyn Griffith, vs. Ball State, 2/21/15
Katelyn Gruich, vs. Southern, 4/11/18

Most SB – 4

Evelyne Pare, vs. Northwestern State, 3/25/08

PITCHING

Most Strikeouts [7 inn. gm] – 17

Devin Brown, vs. Troy, 5/7/16

Most Strikeouts – 20

Beth Pilgrim, vs. Middle Tennessee, 3/27/10 [10 inn.]

Perfect Games – 3

Hannah Campbell vs. Mississippi Valley State, 5/17/13
Hannah Campbell vs. Nicholls State, 3/12/14
Devin Brown vs. ULM, 3/20/16

No-Hitters – 7

Beth Pilgrim vs. Saint Louis, 3/12/09
Farish Beard vs. Troy, 4/24/13
Hannah Campbell vs. Mississippi Valley State, 5/17/13
Farish Beard vs. Georgia Southern, 4/11/15
Devin Brown vs. ULM, 3/20/16
Devin Brown vs. Kennesaw State, 4/30/16
Devin Brown vs. Tennessee Tech, 2/24/17

YEAR-BY-YEAR ATTENDANCE

SEASON	G	ATTENDANCE	AVG	OVERALL	PCT.	SBC	PCT.
2007	20	4,079	203	13-7	.650	4-7	.364
2008	19	3,615	190	11-8	.579	5-7	.417
2009	23	4,898	222	11-12	.478	3-7	.300
2010	21	3,699	176	11-10	.524	6-5	.546
2011	21	4,068	193	13-8	.619	7-5	.583
2012	20	6,956	347	16-4	.800	10-1	.909
2013	25	15,027	601	20-5	.800	8-3	.727
2014	18	11,872	659	16-2	.888	9-2	.818
2015	22	10,277	467	17-5	.773	7-2	.778
2016	27	11,352	493	19-8	.704	12-0	1.000
2017	27	15,901	589	20-7	.741	6-7	.462
2018	19	10,666	561	14-5	.737	11-3	.786
2019	24	11,744	489	11-13	.458	3-10	.231
2020	12	4,581	382	6-6	.500	2-1	.667
2021	--	--	--	--	--	--	--
15 Seasons	298	118,105	398	198-100	.664	92-58	.613

THE LAST TIME (INDIVIDUAL)...

HITTING

Had 3 Hits in a Game:

USA: Kassidy Wilcox and Kamdyn Kvistad, vs. Appalachian State (3/6/20)

OPP: Aliyah Andrews and Taylor Pleasants, LSU (3/10/20)

Had 4+ Hits in a Game:

USA: (4) Amanda Flynn, vs. Austin Peay (2/15/20)

OPP: (4) Hannah Roberts, Jacksonville (2/21/20)

Scored 3 runs in a Game:

USA: (3) Allie Hughen, vs. Austin Peay (2/15/20)

OPP: (3) Aliyah Andrews, LSU (3/10/20)

Scored 4+ in a Game:

USA: (4) Jenny Stevens, vs. Western Kentucky (3/19/11)

OPP: (4) Whitney Walton, UT Arlington (3/10/19)

Had 3 RBI in a Game:

USA: Kennedy Cronan, at Georgia (Gm 1) (2/12/21)

OPP: Sydney Kuma, Georgia (2/12/21)

Had 4 RBI in a Game:

USA: Belle Wolfenden, at Georgia (Gm 2) (2/12/21)

OPP: Kate Covington, Virginia (2/13/21)

Had 5 RBI in a Game:

USA: Haleigh Lowe, at Troy (4/18/18)

OPP: Shaylon Govan, Stephen F. Austin (2/22/20)

Had 6+ RBI in a Game:

USA: (6) Dayla Gullledge, vs. Stephen F. Austin (2/22/19)

OPP: (6) Amanda Barrs, Samford (2/14/10)

Hit 2+ Doubles in a Game:

USA: (2) Meredith Keel, at Georgia (Gm 2) (2/12/21)

OPP: (2) Gracie Morton, Memphis (2/21/20)

Hit a Triple in a Game:

USA: Meredith Keel, vs. Virginia (2/13/21)

OPP: Sydney Chamberly, Georgia (Gm 2) (2/12/21)

Hit 2 or More Triples in a Game:

USA: (2) Kaleigh Todd, vs. Purdue (3/5/17)

OPP: (2) Julia Hollingsworth, Tulsa (2/16/19)

Hit 2 or More Home Runs in a Game:

USA: (2) Victoria Ortiz, at ULM (Gm 2) (4/20/19)

OPP: (2) Kassidy Smith, Coastal Carolina (Gm 2) (4/6/19)

Had 2 or More Players with 2 or More Home Runs in a Game:

USA: (2) Jenny Stevens and (2) Christin Crocker, vs. Alabama State (2/12/11)

OPP: None

Had a Walk-Off Hit (Run-Rule Game):

USA: Katelyn Gruich, vs. Southern (4/11/18) – 2-Run HR in the Bot-6th

OPP: Lucy Mead, Bradley (3/1/19) – 1B 8 RBI in the Bot-5th

Had a Walk-Off Hit (7 inn. or More):

USA: Kennedy Cronan, vs. Iowa (2/29/20) – 2B 7 in the Bot-7th

OPP: Caitlin Garcia, Nicholls State (2/25/20) – 1B LC RBI in the Bot-16th

Had a Walk-Off Home Run (Run-Rule or 7 inn. or More Game):

USA: Katelyn Gruich, vs. Southern (4/11/18) – 2-Run HR in the Bot-6th

OPP: Timi Tooley, Coastal Carolina (Gm 2) (4/28/18) – Solo HR in the Bot-9th

Hit a Three-Run Home Run:

USA: Belle Wolfenden, at Georgia (Gm 2) (2/12/21)

OPP: Darby Pandolfo, Seton Hall (2/28/20)

Hit a Grand Slam:

USA: Abby Krzywiecki, at Georgia State (Gm 2) (4/13/19)

OPP: Kate Covington, Virginia (2/13/21)

Hit an Inside-the-Park Home Run:

USA: Haleigh Lowe, at Troy (4/18/18)

OPP: Sydney Young, Bradley (3/1/19)

Hit Back-to-Back Home Runs:

USA: Katelyn Gruich and Savanna Mayo, at ULM (4/23/17) – 1st inn. w/ 1 out

OPP: Bailey Curry and Sarah Hudek, Louisiana (3/22/19) – 6th inn. w/ 0 out

Hit for Cycle in a Game:

USA: Never – USA individual has been one hit away on nine occasions, last Brittani Reid, vs. Georgia Southern (4/26/19)

OPP: Never

Stole 3+ Bases in a Game:

USA: (3) Kamdyn Kvistad, at UAB (2/28/18)

OPP: (3) Laura Curry, UT Arlington (3/10/18)

Drew 3 Walks in a Game:

USA: Kennedy Cronan and Belle Wolfenden, at Georgia (Gm 2) (2/12/21)

OPP: Emma Holland, Nicholls State (2/25/20)

Drew 4+ Walks in a Game:

USA: None

OPP: (4) Jenny Welch, Florida International (4/25/10)

PITCHING

Threw a no-hitter:

USA: Alexis Reid, vs. Butler (2/11/18)

OPP: Ashley Kriesel and Katie Hartwell, Stephen F. Austin (2/23/20)

Threw a perfect game:

USA: Devin Brown, vs. ULM (3/20/16)

OPP: None

Threw a complete-game shutout (individual):

USA: Alexis Reid, at Southern Mississippi (3/19/19)

OPP: Amber Baldwin, Middle Tennessee (2/28/20)

Threw a complete-game shutout (combined):

USA: Devin Brown (5.0) and Alexis Reid (2.0), vs. Bradley (2/25/18)

OPP: Ashley Kriesel (5.0) and Katie Hartwell (1.0), Stephen F. Austin (2/23/20)

Recorded 10 or more strikeouts:

USA: (11) Devin Brown, at Coastal Carolina (Gm 2) (4/28/18)

OPP: (13) Allison Doocy, Iowa (2/29/20)

Recorded 15 or more strikeouts:

USA: (16) Devin Brown, vs. Appalachian State - Gm 1 (4/21/18)

OPP: (21) Randi Rupp, Texas State (Gm 1) (4/7/18)

Recorded 20 or more strikeouts:

USA: (20) Beth Pilgrim, vs. Middle Tennessee (3/27/10)

OPP: (21) Randi Rupp, Texas State (Gm 1) (4/7/18)

Gave up 10 or more hits:

USA: (13) Jenna Hardy, at Nicholls State (2/25/20)

OPP: (12) Krista Jacobs, Texas State (3/15/19)

FIELDING

Recorded 10 or more putouts:

USA: (10) Holly Stewart, at Georgia (Gm 2) (2/12/21)

OPP: (12) Jessica Morgan, Georgia (Gm 2) (2/12/21)

Recorded 15 or more putouts:

USA: (21) Kamdyn Kvistad, at Nicholls State (2/25/20)

OPP: (16) Kaylee Hussey, Troy (5/3/19)

Recorded 5 or more assists:

USA: (5) Kennedy Cronan, vs. Appalachian State (3/7/20)

OPP: (6) Katie Goldberg, Virginia (2/13/21)

THE LAST TIME (TEAM)...

SOUTH ALABAMA

Was ranked:	T-23rd – Final 2013 USA Today/FastPitch Coaches Association Top 25 Poll
Received votes in a national poll:	2/12/18 – Received votes in the USA Today/NFCA Top 25 Poll
Defeated a ranked team:	W, 9-8 at Georgia [Gm 2] – 2/12/21
Won series vs. ranked team:	vs. No. 22/25 Louisiana – 3/16 – 17/13 [Won 2-of-3]
Played an 8-inning game:	at Nicholls State – 2/25/20 – L, 3-4
Played a 9-inning game:	vs. Florida Atlantic – 3/1/20 – W, 3-2
Played a 10-inning game:	at Nicholls State – 2/25/20 – L, 3-4
Played an 11+ inning game:	at Nicholls State – 2/25/20 – L, 3-4
Won 10+ straight:	11/22/03 – 1/17/04 (14)
Won 15+ straight:	1/07/87 – 2/18-87 (16)
Lost 5+ straight (season):	2/18/20 – 2/28/20 (9)
USA was no-hit and won:	vs. ULM – 3/29/14 (USA, 2-0)

SOUTH ALABAMA

OPPONENT

Won an extra-inning game:	vs. Florida Atlantic – 3/1/20 – W, 3-2 [9 inn.]	Nicholls State – 2/25/20 – L, 3-4
Won a run-rule game:	at ULM [Gm 1] – 4/20/19 – W, 11-2 [6 inn.]	LSU – 3/10/20 – W, 11-1 [5 inn.]
Overcame a 4-run deficit to win:	(4) vs. Murray State – 3/2/13	(7) ULM – 4/19/19
Overcame a 5+ run deficit to win:	(6) vs. ULM – 4/10/10	(7) ULM – 4/19/19

HITTING

Scored 8 runs in an inning:	vs. Appalachian State – 3/7/20	LSU – 3/10/20
Scored 9 runs in an inning:	vs. Appalachian State – 3/7/20	Louisiana – 4/9/11
Scored 10 or more runs in an inning:	(10) at Appalachian State – 3/30/19	(10) Louisiana – 4/9/11
Scored 4+ runs in back-to-back innings:	vs. Austin Peay – 2/9/14	Florida State – 2/21/18
Consecutive games with at least one run:	10 straight game	52 straight games
Had 10 or more hits in a game:	(11) vs. Virginia – 2/13/21	(14) LSU – 3/10/20
Had 15 or more hits in a game:	(15) at ULM – 4/19/19	(18) Louisiana – 4/12/08
Had 20 or more hits in a game:	(20) vs. Alabama A&M – 4/17/07	N/A
Consecutive games with at least one hit:	13 straight game	130 straight games
Hit 3 HR in a game:	at ULM – 4/19/19	Georgia [Gm 2] – 2/12/21
Hit 4 HR in a game:	at ULM [Gm 2] – 4/20/19	Louisiana – 3/22/19
Hit 5 HR in a game:	vs. ULM – 4/20/13	Louisiana – 5/8/15
Hit 6+ HR in a game:	at Georgia State – 3/28/15	None
Scored 10 runs:	vs. Appalachian State – 3/7/20	LSU – 3/10/20
Scored 11 runs:	vs. Appalachian State – 3/7/20	LSU – 3/10/20
Scored 12 runs:	vs. Appalachian State – 3/7/20	ULM [Gm 2] – 4/20/19
Scored 13 runs:	vs. Appalachian State – 3/7/20	ULM – 4/19/19
Scored 14 runs:	at Georgia State [Gm 2] – 4/13/19	ULM – 4/19/19
Scored 15+ runs:	(15) vs. Lehigh – 2/22/14	(16) ULM – 4/19/19
Stole 4 bases in a game:	vs. Southern – 2/11/20	ULM [Gm 2] – 4/20/19
Stole 5 or more bases in a game:	(7) vs. Lehigh – 2/22/14	(6) Texas State – 3/15/19

PITCHING

Had 10 or more strikeouts in a game:	(11) vs. Georgia Southern – 4/27/19	(12) Georgia – 2/12/21
Had 15 or more strikeouts in a game:	(16) vs. Appalachian State – 4/21/18	(16) Minnesota – 2/8/20
Had 20 or more strikeouts in a game:	(20) vs. Middle Tennessee – 3/27/10	(21) Texas State – 4/7/18
Walked 6 or more batters in a game:	(7) vs. Stephen F. Austin – 2/23/19	(10) Georgia [Gm 2] – 2/12/21
Threw a shutout:	at Southern Mississippi – 3/19/19	Middle Tennessee – 2/28/20
Threw a no-hitter:	vs. Butler – 2/11/18 (Games since – 114)	Stephen F. Austin – 2/23/20 (Games since – 13)
Threw a perfect game:	vs. ULM – 3/20/16 (Games since – 192)	N/A (Games since – 730)
Allowed 2 HRs in a game:	vs. Virginia – 2/13/21	Middle Tennessee – 2/28/20
Allowed 3 or more HRs in a game:	at Georgia [Gm 2] – 2/12/21	ULM [Gm 2] – (4) – 4/20/19

FIELDING

Committed 3 errors:	at Georgia [Gm 2] – 2/12/21	Nicholls State – 2/25/20
Committed 4+ errors:	(4) at Nicholls State – 2/25/20	(4) Tennessee State – 2/9/19

SOUTH ALABAMA GAME RECORDS

INDIVIDUAL

AT BATS

7 Kennedy Cronan and Kassidy Wilcox, at Nicholls State, 2/25/20

RUNS SCORED

4 Several times, last by Jenny Stevens vs. Western Kentucky, 3/19/11

HITS

5 2x, last by Emily Messer vs. Southern Mississippi, 2/21/16

RUNS BATTED IN

6 3x, last by Dayla Gullledge vs. Stephen F. Austin, 2/22/19

DOUBLES

2 Several times, last by Meredith Keel, at Georgia 2/12/21

TRIPLES

2 Kaleigh Todd, vs. Purdue, 3/5/17

HOME RUNS

3 Kamdyn Kvistad, at Coastal Carolina, 4/24/18

WALKS

3 Several times, last by Kennedy Cronan and Belle Wolfenden, at Georgia 2/12/21

STOLEN BASES

3 Several times, last by Kaleigh Todd vs. Bryant, 3/4/17

SACRIFICE HITS

3 Julie Moss vs. Ohio State, 2/18/11

INNINGS PITCHED

15.0+ Jenna Hardy, at Nicholls State, 2/25/20

STRIKEOUTS

20 Beth Pilgrim vs. Middle Tennessee, 3/27/10

TEAM

AT BATS

55 at Nicholls State, 2/25/20

RUNS SCORED

18 vs. Evansville, 2/19/11

HITS

20 vs. Alabama A&M, 4/17/07

RUNS BATTED IN

16 4x, last vs. Southeastern Louisiana, 3/7/12

DOUBLES

6 Georgia State, 4/12/19

TRIPLES

3 2x, last vs. Illinois, 2/8/20

HOME RUNS

7 vs. Alabama State, 2/12/11

WALKS

13 2x, last vs. Appalachian State, 3/7/20

STOLEN BASES

7 vs. Lehigh, 2/22/14

MOST RUNNERS LEFT ON BASE (ALL GAMES)

16 at Appalachian State, 3/26/16 (W, 6-0)

16 vs. Georgia Tech, 5/18/12 (W, 4-3) - *NCAA Regional - Tuscaloosa, Ala.*

MOST RUNNERS LEFT ON BASE (WHEN SHUT OUT)

12 at Troy, 5/2/09 (L, 0-6)

STRIKEOUTS

20 vs. Middle Tennessee, 3/27/10

HITS ALLOWED

14 3x, last at Georgia State, 3/28/12

RUNS ALLOWED

20 vs. Arizona State, 2/27/09

EARNED RUNS ALLOWED

16 vs. Arizona State, 2/27/09

HOME RUNS ALLOWED

5 Several times, last vs. Louisiana, 5/8/15

MOST RUNS SCORED IN AN INNING

14 vs. Evansville, 2/19/11 in the 4th inning (W, 18-0, 5 inn.)

MOST RUNS ALLOWED IN AN INNING

13 at Arizona State, 2/27/09 in the 5th inning (L, 5-20, 5 inn.)

SOUTH ALABAMA MISCELLANEOUS RECORDS

LONGEST WIN STREAK

17 games 2013, 4/4-5/17

SINGLE-SEASON WINS

48 2013

LONGEST LOSING STREAK

9 games 2/18-2/28, 2020

LONGEST GAME

16 innings at Nicholls State, 2/25/20: L, 3-4

LONGEST HIT STREAK

86 games 3/3/17 - 4/24/18

NO-HITTERS (17)

Linden Jones vs. Middle Tennessee, 3/24/07
 Beth Pilgrim vs. Bethune-Cookman, 2/24/08
 Beth Pilgrim vs. Saint Louis, 3/12/09
 Morgan Druhan vs. Alabama A&M, 2/11/11
 Hannah Campbell vs. Middle Tennessee, 4/2/11
 Hannah Campbell vs. UC-Santa Barbara, 3/8/13
 Farish Beard vs. Troy, 4/24/13
 Hannah Campbell vs. Louisiana, 5/9/13
 Hannah Campbell vs. Mississippi Valley State, 5/17/13
 Farish Beard vs. Texas-San Antonio, 3/1/14
 Hannah Campbell vs. Nicholls State, 3/12/14
 Farish Beard vs. Georgia Southern, 4/11/15
 Devin Brown vs. ULM, 3/20/16
 Devin Brown vs. Appalachian State, 3/26/16
 Devin Brown vs. Kennesaw State, 4/30/16
 Devin Brown vs. Tennessee Tech, 2/24/17
 Alexis Reid vs. Butler, 2/11/18

PERFECT GAMES (3)

Hannah Campbell vs. Mississippi Valley State, 5/17/13
 Hannah Campbell vs. Nicholls State, 3/12/14
 Devin Brown vs. ULM, 3/20/16

BIGGEST COMEBACKS BY SOUTH ALABAMA IN A WIN

6 vs. ULM - 4/10/10 W, 7-6
 USA trailed 6-0 heading into the bottom of the 3rd inning
 4 vs. Murray State - 3/2/13 W, 8-6
 USA trailed 6-2 heading into the top of the 5th inning
 4 at ULM - 4/6/07 W, 8-5 (8)
 USA trailed 5-1 heading into the top of the 7th inning
 4 vs. Southern Mississippi - 3/26/07 W, 9-8
 USA trailed 8-4 heading into the bottom of the 7th inning

BIGGEST COMEBACKS BY A SOUTH ALABAMA OPPONENT IN A LOSS

7 at ULM - 4/19/19 L, 11-16
 USA led 7-0 after the top of the 2nd inning
 6 at UTA - 3/8/19 L, 9-10
 USA led 9-3 after the top of the 3rd inning
 6 vs. Florida State - 5/19/13 L, 6-7 (8)
 USA led 6-0 after the bottom of the 2nd inning
 5 vs. Purdue - 2/9/08 L, 6-7
 USA led 5-0 after the top of the 3rd inning
 4 at Louisiana - 3/13/16 L, 6-10
 USA led 6-2 heading into the bottom of the 6th inning
 4 at North Texas - 3/15/08 L, 5-6 (9)
 USA led 5-1 after the top of the 2nd inning
 4 at Nicholls State - 4/2/08 L, 4-5
 USA led 4-0 after the top of the 5th inning

SCORED FOUR OR MORE RUNS IN BACK-TO-BACK INNINGS

vs. Jackson State - 2/19/17
 USA scored 4 runs in the 1st inning and 4 runs in the 2nd inning W, 11-1 (5)
 vs. Austin Peay - 2/9/14 W, 12-0 (5)
 USA scored 6 runs in the 3rd inning and 4 runs in the 4th inning
 vs. Alabama A&M - 2/11/11 W, 15-0 (5)
 USA scored 4 runs in the 1st inning and 6 runs in the 2nd inning
 vs. Alabama A&M - 4/17/07 W, 17-0 (5)
 USA scored 9 runs in the 2nd inning and 5 runs in the 3rd inning
 vs. Belmont - 2/17/07 W, 12-0 (5)
 USA scored 6 runs in the 2nd inning and 5 runs in the 3rd inning

ALLOWED FOUR OR MORE RUNS IN BACK-TO-BACK INNINGS

Florida State - 2/21/18 L, 1-14 (5)
 Florida State scored 7 runs in the 2nd inning and 4 runs in the 3rd inning
 Dartmouth - 2/27/16 L, 7-12
 Dartmouth scored 5 runs in the 4th inning and 4 runs in the 5th inning
 ULM - 3/13/11 L, 3-11 (5)
 ULM scored 4 runs in the 1st inning and 4 runs in the 2nd inning
 LSU - 3/5/10 L, 0-11 (5)
 LSU scored 4 runs in the 2nd inning and 4 runs in the 3rd inning
 Florida - 2/14/09 L, 0-13 (5)
 UF scored 6 runs in the 4th inning and 4 runs in the 5th inning

GRAND SLAMS AND MISCELLANEOUS STREAKS

ALL-TIME GRAND SLAMS

#	Player	Opponent	Date
1	Katie McGuire	Southeastern Louisiana	2/20/07
2	Tara Donaldson	ULM	4/6/07
3	Jenny Stevens	ULM	4/6/07
4	Kalin Lassiter	Jacksonville State	3/19/09
5	Christin Crocker	Middle Tennessee	3/21/09
6	Christin Crocker	Southeastern Louisiana	3/30/11
7	Brittany Fowler	Lipscomb	2/12/12
8	Britany Campbell	Southeastern Louisiana	3/7/12
9	Haley Hopkins	Florida International	4/29/12
10	Brittany Fowler	Louisiana	3/16/13
11	Julie Moss	Florida International	3/24/13
12	Britany Campbell	North Texas	4/13/13
13	Alex Breeden	ULM	4/20/13
14	Dayla Gullede	Kennesaw State	4/30/16
15	Haleigh Lane	Troy	5/8/16
16	<i>Katelyn Gruich</i>	<i>ULM</i>	<i>4/23/17</i>
17	<i>Abby Krzywiecki</i>	<i>Georgia State</i>	<i>4/13/19</i>

TOP 10 HITTING STREAKS

Games	Player	Season
15	Evelyne Pare	2008
15	Blair Johnson	2015
15	Haleigh Lane	2016
15	Emily Messer	2016
14	Evelyne Pare	2007
14	Kaleigh Todd	2018
12	Brittany Fowler	2011
12	Chloe Rathburn	2015
12	Brittani Reid	2019
11	Haley Fagan	2013
11	Jenny Stevens	2011
11	Tara Donaldson	2007
11	Tara Donaldson	2009

CAREER GRAND SLAMS

Number	Player
2	Brittany Fowler
2	Britany Campbell
2	Christin Crocker
1	Katie McGuire
1	Tara Donaldson
1	Jenny Stevens
1	Kalin Lassiter
1	Haley Hopkins
1	Julie Moss
1	Alex Breeden
1	Dayla Gullede
1	Haleigh Lane
1	<i>Katelyn Gruich</i>
1	<i>Abby Krzywiecki</i>

TOP 20 REACHED BASE STREAKS

Games	Player	Season(s)
34	Brittany Fowler	2012-13
27	Brittany Fowler	2013
26	Emily Messer	2016
23	Brittany Fowler	2011
23	Kaleigh Todd	2018
21	Brittani Reid	2019
21	Chloe Rathburn	2014
20	Tara Donaldson	2009
19	Emily Messer	2015-16
19	Stephanie Pilkington	2015
19	Stephanie Pilkington	2015
19	Meghan Collins	2012
19	Jenny Stevens	2011
18	Chloe Rathburn	2015
18	Chloe Rathburn	2015
18	Evelyne Pare	2007
17	Brittani Reid	2018
17	Kaleigh Todd	2016
17	Kaleigh Todd	2017
17	Haleigh Lowe	2016
17	Haleigh Lane	2016
17	Haley Fagan	2013

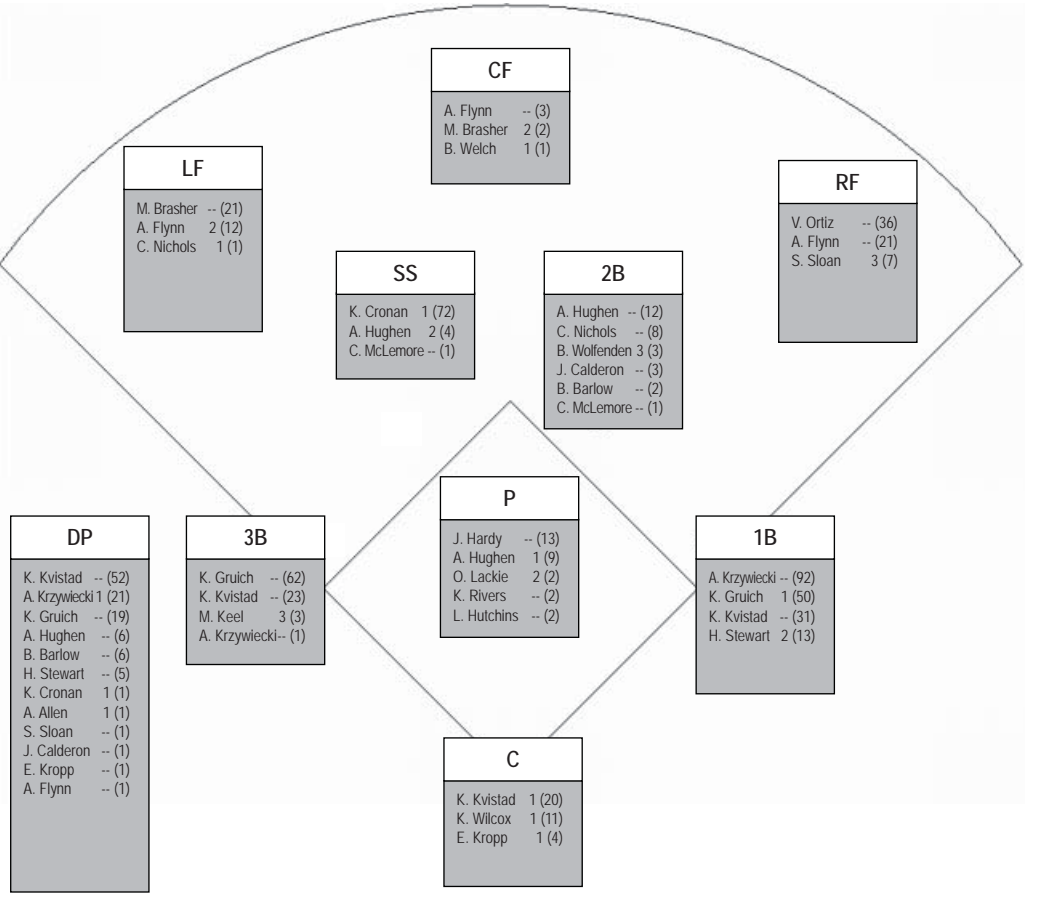
INSIDE-THE-PARK HOME RUNS

#	Player	Opponent	Location	Date
1	Britany Campbell	Central Arkansas	Mobile, Ala.	2/17/13
2	Emily Messer	Georgia Southern	Mobile, Ala.	4/12/15
3	Kaleigh Todd	ULM	Monroe, La.	4/22/17
4	Haleigh Lowe	Troy	Troy, Ala.	4/18/18

TOP 10 LONGEST WINNING STREAKS

#	Started	Last Win in Streak
17	4/4/13 – vs. Florida Atlantic (11-0)	5/17/13 – vs. Mississippi Valley State (10-0)
15	2/20/11 – vs. Southeastern Louisiana (7-1)	3/12/11 – ULM (5-2)
13	3/8/14 – vs. Illinois (5-3)	3/30/14 – vs. ULM (7-0)
12	2/8/13 – vs. Tennessee State (9-1)	2/23/13 – vs. Delaware (1-0)
11	3/28/15 – at Georgia State (8-7)	4/15/15 – at Mississippi State (3-2)
9	2/15/14 – at LSU (2-1)	3/1/14 – vs. Texas-San Antonio (3-0)
9	4/28/12 – vs. Florida International (2-0)	5/18/12 – vs. Georgia Tech (4-3)
8	2/17/17 – vs. Butler (2-0)	2/25/17 – vs. Stephen F. Austin (3-0)
8	4/2/16 – vs. Georgia State (7-0)	4/16/16 – at Georgia Southern (14-0)
8	3/16/16 – at Southern Mississippi (5-1)	3/26/16 – at Appalachian State (6-0)

SOUTH ALABAMA STARTS BY POSITION IN 2021 AND CAREER



LATE-GAME JAGUAR HEROICS

COME FROM BEHIND WINS (--)

Date	Opponent	Deficit(s), inn.	Final
--	--	--	--

LAST AT-BAT WINS (--)

Date	Opponent	Score (inn.)	GW Play
--	--	--	--

WALK-OFF WINS (--)

Date	Opponent	Score (inn.)	GW Play
--	--	--	--

2021 SOUTH ALABAMA SUMMARY OF GAMES PLAYED AT POSITION AND BATTING ORDER

Player	GS	Position											Batting Order									
		p	c	1b	2b	3b	ss	lf	cf	rf	of	dp	1st	2nd	3rd	4th	5th	6th	7th	8th	9th	
4 Hughen, Allie	3	1	2	2
12 Sloan, Shelby	3	3	2
0 Keel, Meredith	3	3	1
23 Wolfenden, Bel	3	.	.	.	3	1	.	.	1	.	.	1
18 Brasher, Mack	2	2	2
19 Cronan, Kenne	2	1	2
99 Lackie, Olivia	2	2
24 Flynn, Amanda	2	2	1	.	.	1	.
20 Stewart, Holly	2	.	.	2	1	1
3 Kropp, Emma	1	.	1	1
30 Gruich, Kately	1	.	.	1	1
11 Kvistad, Kamd	1	.	1	1
10 Wilcox, Kassid	1	.	1	1
14 Welch, Bailey	1	1	1
7 Nichols, Carolin	1	1	1
6 Allen, Abby	1	1	.
17 Krzywiecki, Ab	1	1

2021 SOUTH ALABAMA RECORD FOR STARTERS BY POSITION AND LINEUP**PITCHER:**

99 Lackie, Olivia 2 (0-2)
 4 Hughen, Allie 1 (1-0)

CATCHER:

11 Kvistad, Kamdyn 1 (0-1)
 10 Wilcox, Kassidy 1 (0-1)
 3 Kropp, Emma 1 (1-0)

FIRST BASE:

20 Stewart, Holly 2 (1-1)
 30 Gruich, Katelyn 1 (0-1)

SECOND BASE:

23 Wolfenden, Belle 3 (1-2)

THIRD BASE:

0 Keel, Meredith 3 (1-2)

SHORTSTOP:

4 Hughen, Allie 2 (0-2)
 19 Cronan, Kennedy 1 (1-0)

LEFT FIELD:

24 Flynn, Amanda 2 (0-2)
 7 Nichols, Caroline 1 (1-0)

CENTER FIELD:

18 Brasher, Mackenzi 2 (1-1)
 14 Welch, Bailey 1 (0-1)

RIGHT FIELD:

12 Sloan, Shelby 3 (1-2)

DESIGNATED HITTER:

19 Cronan, Kennedy 1 (0-1)
 17 Krzywiecki, Abby 1 (0-1)
 6 Allen, Abby 1 (1-0)

LEADOFF:

18 Brasher, Mackenzi 2 (1-1)
 14 Welch, Bailey 1 (0-1)

2ND SPOT:

0 Keel, Meredith 2 (1-1)
 12 Sloan, Shelby 1 (0-1)

3RD SPOT:

19 Cronan, Kennedy 2 (1-1)
 23 Wolfenden, Belle 1 (0-1)

CLEANUP:

20 Stewart, Holly 1 (1-0)
 30 Gruich, Katelyn 1 (0-1)
 11 Kvistad, Kamdyn 1 (0-1)

5TH SPOT:

10 Wilcox, Kassidy 1 (0-1)
 20 Stewart, Holly 1 (0-1)
 3 Kropp, Emma 1 (1-0)

6TH SPOT:

23 Wolfenden, Belle 1 (1-0)
 17 Krzywiecki, Abby 1 (0-1)
 24 Flynn, Amanda 1 (0-1)

7TH SPOT:

12 Sloan, Shelby 2 (1-1)
 0 Keel, Meredith 1 (0-1)

8TH SPOT:

23 Wolfenden, Belle 1 (0-1)
 6 Allen, Abby 1 (1-0)
 24 Flynn, Amanda 1 (0-1)

9TH SPOT:

4 Hughen, Allie 2 (0-2)
 7 Nichols, Caroline 1 (1-0)

2021 SOUTH ALABAMA PINCH HITTING

No.	Player	GM#	Date	Opponent	Scoring	Inn	Outs	Score	Final
1	K. Gruich	1	2/21	at Georgia	KS	6	1	3-7	L, 3-8
2	M. Brasher	1	2/21	at Georgia	BB	7	0	3-8	L, 3-8

DOUBLE-DIGIT STRIKEOUT GAMES

CAREER

Rk	Player	Season(s)	Total
1.	Devin Brown	2015-PR	39
2.	Farish Beard	2012-15	21
3.	Beth Pilgrim	2007-10	13
4.	Hannah Campbell	2011-14	10
5.	Linden Jones	2007	6
6.	Morgan Druhan	2010-11	5

SINGLE-SEASON

Rk	Player	Season	Total
1.	Devin Brown	2016	20
2.	Farish Beard	2014	8
3.	Devin Brown	2017	7
	Devin Brown	2018	7
5.	Farish Beard	2013	6
	Beth Pilgrim	2010	6
	Linden Jones	2007	6
8.	Devin Brown	2015	5
	Beth Pilgrim	2009	5
10.	Farish Beard	2015	4
	Hannah Campbell	2014	4
	Hannah Campbell	2012	4

SINGLE-SEASON - SENIOR

Rk	Player	Season	Total
1.	Devin Brown	2018	7
2.	Beth Pilgrim	2010	6
	Linden Jones	2007	6
4.	Farish Beard	2015	4
	Hannah Campbell	2014	4

SINGLE-SEASON - JUNIOR

Rk	Player	Season	Total
1.	Farish Beard	2014	8
2.	Devin Brown	2017	7
3.	Beth Pilgrim	2009	5
4.	Hannah Campbell	2013	2

SINGLE-SEASON - SOPHOMORE

Rk	Player	Season	Total
1.	Devin Brown	2016	20
2.	Farish Beard	2013	6
3.	Hannah Campbell	2012	4
4.	Morgan Druhan	2011	3
5.	Beth Pilgrim	2007	2

SINGLE-SEASON - FRESHMAN

Rk	Player	Season	Total
1.	Devin Brown	2015	5
2.	Farish Beard	2012	3
3.	Morgan Druhan	2010	2

VS. RANKED OPPONENTS – USA TODAY/NFCA | ESPN.COM/USA SOFTBALL | SOFTBALL AMERICA | D1 SOFTBALL TOP 25 POLLS

SOUTH ALABAMA

vs. USA TODAY/NATIONAL FASTPITCH COACHES ASSOCIATION TOP 25

Record vs. Top 25: 21-78
Record vs. Top 10: 4-41

	Record	Last Time	W/L	Score	Opponent
Record vs. No. 1:	0-5	2/20/19	L	1-4	at Florida State
Record vs. No. 2:	0-2	5/20/12	L	0-6	at Alabama
Record vs. No. 3:	0-4	2/5/15	L	1-2	Alabama
Record vs. No. 4:	0-5	4/20/16	L	2-4	at Alabama
Record vs. No. 5:	0-9	3/10/20	L	1-11 (5)	at LSU
Record vs. No. 6:	1-1	5/12/12	W	3-1	vs. Louisiana
Record vs. No. 7:	1-2	3/8/15	W	8-5	Louisiana
Record vs. No. 8:	0-6	2/8/20	L	0-10	vs. Minnesota
Record vs. No. 9:	1-6	3/24/19	L	0-14 (6)	vs. Louisiana
Record vs. No. 10:	1-1	5/9/15	W	2-0	Louisiana
Record vs. No. 11:	0-1	2/8/18	L	0-1	Alabama
Record vs. No. 12:	2-3	3/3/17	L	0-4	vs. James Madison
Record vs. No. 13:	0-1	4/24/18	L	0-4	at LSU
Record vs. No. 14:	1-2	2/12/21	W	9-8	at Georgia
Record vs. No. 15:	0-0	--	--	--	--
Record vs. No. 16:	0-1	3/5/10	L	0-11 (5)	at LSU
Record vs. No. 17:	1-4	4/25/17	L	0-6	at LSU
Record vs. No. 18:	1-5	4/13/14	L	1-5	at Louisiana
Record vs. No. 19:	4-7	5/19/13	L	6-7 (8)	Florida State
Record vs. No. 20:	0-0	--	--	--	--
Record vs. No. 21:	4-3	3/31/18	L	2-3	at Louisiana
Record vs. No. 22:	2-2	2/23/18	L	3-13	vs. Minnesota
Record vs. No. 23:	0-1	3/23/11	L	1-2	Auburn
Record vs. No. 24:	1-3	2/22/19	L	2-11	vs. Illinois
Record vs. No. 25:	1-4	4/8/13	L	6-9	at Texas State

SOUTH ALABAMA

vs. ESPN.COM/USA SOFTBALL TOP 25

Record vs. Top 25: 17-56
Record vs. Top 10: 3-32

	Record	Last Time	W/L	Score	Opponent
Record vs. No. 1:	0-3	2/20/19	L	1-4	at Florida State
Record vs. No. 2:	0-2	2/28/13	L	0-4	at Alabama
Record vs. No. 3:	0-2	5/20/12	L	0-6	at Alabama
Record vs. No. 4:	0-5	3/10/20	L	1-11 (5)	at LSU
Record vs. No. 5:	0-7	3/5/19	L	2-5	at Alabama
Record vs. No. 6:	0-2	5/17/15	L	4-7	at Auburn
Record vs. No. 7:	2-7	2/8/20	L	0-10	vs. Minnesota
Record vs. No. 8:	0-0	--	--	--	--
Record vs. No. 9:	0-3	3/24/19	L	0-14 (6)	vs. Louisiana
Record vs. No. 10:	1-1	2/8/18	L	0-1	Alabama
Record vs. No. 11:	1-1	5/9/15	W	2-0	vs. Louisiana
Record vs. No. 12:	1-3	5/10/14	L	1-4	at Louisiana
Record vs. No. 13:	1-1	3/3/17	L	0-4	vs. James Madison
Record vs. No. 14:	1-2	2/12/21	W	9-8	at Georgia
Record vs. No. 15:	0-1	5/11/17	L	0-6	vs. Louisiana
Record vs. No. 16:	0-0	--	--	--	--
Record vs. No. 17:	1-0	2/23/14	W	3-2	vs. Georgia
Record vs. No. 18:	0-1	4/25/17	L	0-6	at LSU
Record vs. No. 19:	1-2	5/19/13	L	6-7 (8)	Florida State
Record vs. No. 20:	1-8	3/31/18	L	2-3	at Louisiana
Record vs. No. 21:	1-0	2/15/14	W	2-1	at LSU
Record vs. No. 22:	1-1	2/23/18	L	3-13	vs. Minnesota
Record vs. No. 23:	0-0	--	--	--	--
Record vs. No. 24:	1-2	5/17/14	W	5-0	USC Upstate
Record vs. No. 25:	4-2	2/22/19	L	2-11	vs. Illinois

SOUTH ALABAMA

vs. SOFTBALL AMERICA TOP 25

Record vs. Top 25: 1-10
Record vs. Top 10: 0-4

	Record	Last Time	W/L	Score	Opponent
Record vs. No. 1:	0-1	2/20/19	L	1-4	at Florida State
Record vs. No. 2:	0-0	--	--	--	--
Record vs. No. 3:	0-0	--	--	--	--
Record vs. No. 4:	0-1	3/5/19	L	2-5	at Alabama
Record vs. No. 5:	0-0	--	--	--	--
Record vs. No. 6:	0-2	3/10/20	L	1-11 (5)	at LSU
Record vs. No. 7:	0-0	--	--	--	--
Record vs. No. 8:	0-0	--	--	--	--
Record vs. No. 9:	0-0	--	--	--	--
Record vs. No. 10:	0-0	--	--	--	--
Record vs. No. 11:	0-0	--	--	--	--
Record vs. No. 12:	0-3	3/24/19	L	0-14 (6)	vs. Louisiana
Record vs. No. 13:	0-0	--	--	--	--
Record vs. No. 14:	0-0	--	--	--	--
Record vs. No. 15:	1-1	2/12/21	W	9-8	at Georgia
Record vs. No. 16:	0-0	--	--	--	--
Record vs. No. 17:	0-0	--	--	--	--
Record vs. No. 18:	0-1	2/22/19	L	2-11	vs. Illinois
Record vs. No. 19:	0-0	--	--	--	--
Record vs. No. 20:	0-0	--	--	--	--
Record vs. No. 21:	0-0	--	--	--	--
Record vs. No. 22:	0-0	--	--	--	--
Record vs. No. 23:	0-0	--	--	--	--
Record vs. No. 24:	0-0	--	--	--	--
Record vs. No. 25:	0-1	2/7/20	L	5-7	vs. Missouri

* Poll established during the 2019 season.

SEASON HIGHS — TEAM

BATTING

At Bats:	32, vs. Virginia (2/13/21)
Runs Scored:	9, at Georgia (2/12/21)
Hits:	11, vs. Virginia (2/13/21)
RBI:	8, at Georgia (2/12/21)
Doubles:	3, at Georgia (2/12/21)
Triples:	1, vs. Virginia (2/13/21)
Home Runs:	1, at Georgia (2/12/21)
Total Bases:	17, vs. Virginia (2/13/21)
Walks:	10, at Georgia (2/12/21)
Strikeouts:	15, at Georgia (2/12/21)
Sac Hits:	1, at Georgia (2/12/21)
Sac Flies:	--
Stolen Bases:	1, vs. Virginia (2/13/21)
Hit By Pitch:	2, at Georgia (2/12/21)
Runners LOB:	13, at Georgia (2/12/21)
Hit into DP:	1, vs. Virginia (2/13/21)

FIELDING

Pulouts:	21, at Georgia (2/12/21)
Assists:	10, at Georgia (2/12/21)
Errors:	3, 2x last at Georgia (2/12/21)
Passed Balls:	1, vs. Virginia (2/13/21)
DPs Turned:	1, at Georgia (2/12/21)

PITCHING

Innings Pitched:	7.0, at Georgia (2/12/21)
Runs Allowed:	9, vs. Virginia (2/13/21)
Earned Runs:	7, at Georgia (2/12/21)
Walks Allowed:	6, at Georgia (2/12/21)
Strikeouts:	8, vs. Virginia (2/13/21)
Hits Allowed:	8, at Georgia (2/12/21)
Doubles Allowed:	2, vs. Virginia (2/13/21)
Triples Allowed:	1, at Georgia (2/12/21)
Home Runs Allowed:	3, at Georgia (2/12/21)
Wild Pitches:	2, vs. Virginia (2/13/21)
Hit Batters:	2, vs. Virginia (2/13/21)

JAGS VS. OTHER CONFERENCES

Atlantic Coast (ACC) – 0-1	Virginia 0-1
Atlantic Sun (ASUN) – 0-0	Atlantic Sun 0-0
Big East (Big East) – 0-0	Buller 0-0
Conference USA (CUSA) – 0-0	Middle Tennessee 0-0
	Southern Mississippi 0-0
Horizon League (Horizon) – 0-0	Illinois-Chicago 0-0
Mid-American (MAC) – 0-0	Kent State 0-0
Ohio Valley (OVC) – 0-0	Southern Illinois-Chicago 0-0
	Murray State 0-0
Southeastern (SEC) – 1-1	Alabama 0-0
	Georgia 1-1
	LSU 0-0
	Missouri 0-0
	Ole Miss 0-0
Southland (SLC) – 0-0	McNeese State 0-0
	Nicholls State 0-0
	Northwestern State 0-0
The Valley (Valley) – 0-0	Northern Iowa 0-0

SOUTH ALABAMA

vs. D1 SOFTBALL TOP 25

Record vs. Top 25: 1-4
Record vs. Top 10: 0-2

	Record	Last Time	W/L	Score	Opponent
Record vs. No. 1:	0-0	--	--	--	--
Record vs. No. 2:	0-0	--	--	--	--
Record vs. No. 3:	0-0	--	--	--	--
Record vs. No. 4:	0-0	--	--	--	--
Record vs. No. 5:	0-1	3/10/20	L	1-11 (5)	at LSU
Record vs. No. 6:	0-0	--	--	--	--
Record vs. No. 7:	0-1	2/8/20	L	0-10	vs. Minnesota
Record vs. No. 8:	0-0	--	--	--	--
Record vs. No. 9:	0-0	--	--	--	--
Record vs. No. 10:	0-0	--	--	--	--
Record vs. No. 11:	0-0	--	--	--	--
Record vs. No. 12:	0-0	--	--	--	--
Record vs. No. 13:	1-1	2/12/21	W	9-8	at Georgia
Record vs. No. 14:	0-0	--	--	--	--
Record vs. No. 15:	0-0	--	--	--	--
Record vs. No. 16:	0-0	--	--	--	--
Record vs. No. 17:	0-0	--	--	--	--
Record vs. No. 18:	0-0	--	--	--	--
Record vs. No. 19:	0-0	--	--	--	--
Record vs. No. 20:	0-0	--	--	--	--
Record vs. No. 21:	0-0	--	--	--	--
Record vs. No. 22:	0-0	--	--	--	--
Record vs. No. 23:	0-0	--	--	--	--
Record vs. No. 24:	0-0	--	--	--	--
Record vs. No. 25:	0-1	2/7/20	L	5-7	vs. Missouri

* Poll established during the 2020 season.

2021 SOUTH ALABAMA INDIVIDUAL GAME HIGHS**Batting**

At bats:	5	-	Brasher, Mackenzie at Georgia (Feb 12, 2021)
Runs scored:	2	-	Keel, Meredith at Georgia (Feb 12, 2021)
	2	-	Wolfenden, Belle at Georgia (Feb 12, 2021)
	2	-	Stewart, Holly at Georgia (Feb 12, 2021)
Hits:	2	-	(7 times)
RBI's:	4	-	Wolfenden, Belle at Georgia (Feb 12, 2021)
Doubles:	2	-	Keel, Meredith at Georgia (Feb 12, 2021)
Triples:	1	-	Keel, Meredith at Virginia (Feb 13, 2021)
Home runs:	1	-	Wolfenden, Belle at Georgia (Feb 12, 2021)
Total bases:	6	-	Wolfenden, Belle at Georgia (Feb 12, 2021)
Walks:	3	-	Cronan, Kennedy at Georgia (Feb 12, 2021)
	3	-	Wolfenden, Belle at Georgia (Feb 12, 2021)
Strikeouts:	3	-	(4 times)
Sac hits:	1	-	Keel, Meredith at Georgia (Feb 12, 2021)
Stolen bases:	1	-	Nichols, Caroline at Virginia (Feb 13, 2021)
Hit by pitch:	1	-	Stewart, Holly at Georgia (Feb 12, 2021)
	1	-	Kropp, Emma at Georgia (Feb 12, 2021)
Runners LOB:	3	-	(4 times)

Fielding

Putouts:	10	-	Stewart, Holly at Georgia (Feb 12, 2021)
Assists:	4	-	Keel, Meredith at Virginia (Feb 13, 2021)
Errors:	2	-	Cronan, Kennedy at Georgia (Feb 12, 2021)
Passed balls:	1	-	Wilcox, Kassidy at Virginia (Feb 13, 2021)

Pitching

Innings pitched:	5.1	-	Lackie, Olivia at Virginia (Feb 13, 2021)
Runs allowed:	8	-	Lackie, Olivia at Virginia (Feb 13, 2021)
Earned runs:	6	-	Lackie, Olivia at Virginia (Feb 13, 2021)
Walks allowed:	5	-	Lackie, Olivia at Georgia (Feb 12, 2021)
Strikeouts:	8	-	Lackie, Olivia at Virginia (Feb 13, 2021)
Hits allowed:	6	-	Lackie, Olivia at Georgia (Feb 12, 2021)
Doubles allowed:	1	-	Lackie, Olivia at Georgia (Feb 12, 2021)
	1	-	Hughen, Allie at Virginia (Feb 13, 2021)
	1	-	Lackie, Olivia at Virginia (Feb 13, 2021)
Triples allowed:	1	-	Hughen, Allie at Georgia (Feb 12, 2021)
Homers allowed:	2	-	Hardy, Jenna at Georgia (Feb 12, 2021)
	2	-	Lackie, Olivia at Virginia (Feb 13, 2021)
Wild pitches:	2	-	Lackie, Olivia at Virginia (Feb 13, 2021)
Hit batters:	1	-	Hughen, Allie at Virginia (Feb 13, 2021)
	1	-	Lackie, Olivia at Virginia (Feb 13, 2021)

2021 SOUTH ALABAMA OPPONENT GAME HIGHS — TEAM**Batting**

At bats:	32	-	at Georgia (Feb 12, 2021)
Runs scored:	9	-	at Virginia (Feb 13, 2021)
Hits:	8	-	at Georgia (Feb 12, 2021)
RBI:	8	-	at Georgia (Feb 12, 2021)
	8	-	at Virginia (Feb 13, 2021)
Doubles:	2	-	at Virginia (Feb 13, 2021)
Triples:	1	-	at Georgia (Feb 12, 2021)
Home runs:	3	-	at Georgia (Feb 12, 2021)
Total bases:	20	-	at Georgia (Feb 12, 2021)
Walks:	6	-	at Georgia (Feb 12, 2021)
Strikeouts:	8	-	at Virginia (Feb 13, 2021)
Sac hits:	1	-	at Georgia (Feb 12, 2021)
Sac flies:	1	-	at Georgia (Feb 12, 2021)
Stolen bases:	4	-	at Georgia (Feb 12, 2021)
Hit by pitch:	2	-	at Virginia (Feb 13, 2021)
Runners LOB:	8	-	at Georgia (Feb 12, 2021)
Hit into DP:	1	-	at Georgia (Feb 12, 2021)

Fielding

Putouts:	21	-	at Georgia (Feb 12, 2021)
	21	-	at Georgia (Feb 12, 2021)
	21	-	at Virginia (Feb 13, 2021)
Assists:	12	-	at Virginia (Feb 13, 2021)
Errors:	2	-	at Georgia (Feb 12, 2021)
DPs turned:	1	-	at Virginia (Feb 13, 2021)

Pitching

Innings pitched:	7.0	-	at Georgia (Feb 12, 2021)
	7.0	-	at Georgia (Feb 12, 2021)
	7.0	-	at Virginia (Feb 13, 2021)
Runs allowed:	9	-	at Georgia (Feb 12, 2021)
Earned runs:	5	-	at Georgia (Feb 12, 2021)
Walks allowed:	10	-	at Georgia (Feb 12, 2021)
Strikeouts:	15	-	at Georgia (Feb 12, 2021)
Hits allowed:	11	-	at Virginia (Feb 13, 2021)
Doubles allowed:	4	-	at Virginia (Feb 13, 2021)
Triples allowed:	1	-	at Virginia (Feb 13, 2021)
Homers allowed:	1	-	at Georgia (Feb 12, 2021)
Wild pitches:	1	-	at Georgia (Feb 12, 2021)
	1	-	at Georgia (Feb 12, 2021)
	1	-	at Virginia (Feb 13, 2021)
Hit batters:	2	-	at Georgia (Feb 12, 2021)

2021 SOUTH ALABAMA HOME RUN TRACKER

NO.	PLAYER (HR NUMBER)	OPPONENT (DATE)	PITCHER	ON-BASE	INNING	OUTS	COUNT	SCORE	FINAL
1	Belle Wolfenden (1)	at Georgia (2/12)	Lauren Mathis	2	7	2	0-1	6-4	W, 9-8

Bold represents game-tying or go-ahead home run

* - Leadoff

HOME RUN BREAKDOWN

Total 1	COUNT	INNING	GAME TYPE
	0-0 Count --	1st Inning --	Non-Conference 1
SITE	0-1 Count 1	2nd Inning --	Sun Belt Regular Season --
Home --	0-2 Count --	3rd Inning --	Sun Belt Tournament --
Away 1	1-0 Count --	4th Inning --	NCAA Tournament --
Neutral --	1-1 Count --	5th Inning --	
	1-2 Count --	6th Inning --	GAME RESULT
HR TYPE	2-0 Count --	7th Inning 1	Wins 1
Solo --	2-1 Count --	Extra Innings --	Losses --
2-Run --	2-2 Count --		
3- Run 1	3-0 Count --	MISCELLANEOUS	MONTH
Grand Slam --	3-1 Count --	to Left Field 1	February 1
	3-2 Count --	to Left Center Field --	March --
		to Center Field --	April --
NUMBER OF OUTS	CLASS	to Right Center Field --	May --
0 Outs --	Freshmen --	to Right Field --	
1 Outs --	Sophomores --	Inside the Park --	
2 Outs 1	Juniors 1	Leadoff --	
	Seniors --	Grand Slams --	

2021 OPPONENT HOME RUN TRACKER

NO.	PLAYER (HR NUMBER)	OPPONENT (DATE)	PITCHER	ON-BASE	INNING	OUTS	COUNT	SCORE	FINAL
1	Jessica Morgan (1)	Georgia (2/12) - 1	Jenna Hardy	1	5	1	1-2	3-5	L, 3-8
2	Sydney Chambley (1)	Georgia (2/12) - 2	J. Hardy	1	6	0	3-2	5-2	W, 9-8
3	Sydney Kuma (1)*	Georgia (2/12) - 2	J. Hardy	0	7	0	1-1	9-4	W, 9-8
4	Lacey Fincher (1)	Georgia (2/12) - 2	Lexi Hutchins	1	7	0	2-1	9-5	W, 9-8
5	Katie Goldberg (1)	Virginia (2/13)	Olivia Lackie	1	1	0	0-2	0-0	L, 4-9
6	Kate Covimngton (1)	Virginia (2/13)	O. Lackie	3	6	1	2-0	4-4	L, 4-9

* - Leadoff

HOME RUN BREAKDOWN

Total 6	COUNT	INNING	GAME TYPE
	0-0 Count --	1st Inning 1	Non-Conference 6
SITE	0-1 Count --	2nd Inning --	Sun Belt Regular Season --
Home --	0-2 Count 1	3rd Inning --	Sun Belt Tournament --
Away 4	1-0 Count --	4th Inning --	NCAA Tournament --
Neutral 2	1-1 Count 1	5th Inning 1	
HR TYPE	1-2 Count 1	6th Inning 2	MONTH
Solo 1	2-0 Count 1	7th Inning 2	February 6
2-Run 4	2-1 Count 1	Extra Innings --	March --
3-Run --	2-2 Count --		April --
Grand Slam 1	3-0 Count --	MISCELLANEOUS	May --
	3-1 Count --	to Left Field 3	
NUMBER OF OUTS	3-2 Count 1	to Left Center Field --	
0 Outs 4		to Center Field 3	
1 Outs 2		to Right Center Field --	
2 Outs --		to Right Field --	
		Inside the Park --	
		Leadoff --	
		Grand Slams --	

SOUTH ALABAMA SOFTBALL CAREER HOME RUNS

(EI) extra-inning home run | (GS) grand slam | (IP) inside the park home run | (LO) leadoff home run | (PH) pinch-hit home run | (WO) walk-off home run

KATELYN GRUICH

No.	Opponent	Date	Pitcher	RBI
18	at Nicholls State	2/25/20	Emily Danehower	1
17	Memphis	2/22/20	Chyanne Ellet	2
16	Stephen F. Austin	2/22/20	Jordan Llinas	3
15	vs. Texas State	2/7/20	Meghan King	1
14	at Troy	5/3/19	Leanna Johnson	2
13	at ULM (Gm 2)	4/20/19	Jessie Watts	2
12	at ULM (Gm 1)	4/20/19	Adrianna Chavarria (LO)	1
11	at ULM	4/19/19	Adrianna Chavarria (LO)	1
10	at Georgia State (Gm 2)	4/13/19	Amanda Chance (LO)	1
9	at Georgia State	4/12/19	Amanda Chance	3
8	at Southern Mississippi	3/19/19	Bailie Springfield (LO)	1
7	Hofstra	2/23/19	Courtney Scrapo	3
6	North Dakota	2/15/19	Nikki Pica	3
5	Southern	4/11/18	Scarlett Brock (WO)	2
4	Southern	4/11/18	Aubrión James	2
3	Georgia Southern (Gm 1)	4/29/17	Amanda Chambers	3
2	at ULM	4/23/17	Paige Porter (GS)	4
1	at ULM (Gm 1)	4/22/17	Melanie Coyne	1

Home HRs: 7
Road HRs: 10
Neutral Site HRs: 1

0-Out HRs: 6
1-Out HRs: 5
2-Out HRs: 7

KAMDYN KVISTAD

No.	Opponent	Date	Pitcher	RBI
18	Appalachian State	3/7/20	Sydney Holland	2
17	vs. Seton Hall	2/28/20	Kelsey Gumm	2
16	at ULM (Gm 1)	4/20/19	Adrianna Chavarria	3
15	at ULM	4/19/19	Jessie Watts	2
14	at Georgia State (Gm 2)	4/13/19	Mallory Parsons	3
13	Coastal Carolina (Gm 2)	4/6/19	Ashley Guillette (LO)	1
12	at UT Arlington	3/8/10	Randi Phillips	3
11	vs. Savannah State	3/2/19	Faith Dickerson	1
10	vs. Savannah State	3/2/19	Faith Dickerson	2
9	Mercer	2/16/19	Lynn Gardner	2
8	at Coastal Carolina (Gm 2)	4/28/18	Taylor Schmidt	2
7	at Coastal Carolina (Gm 2)	4/28/18	Kaitlyn Beasley-Polko (LO)	1
6	at Coastal Carolina (Gm 2)	4/28/18	Kaitlyn Beasley-Polko	1
5	at Troy	4/18/18	Annie Willis	1
4	Southern Mississippi	4/3/18	Reagan Watkins	3
3	Georgia State	3/25/18	Amanda Chance (LO)	1
2	at Georgia Southern (Gm 2)	3/17/18	Kierra Camp (LO)	1
1	UTA (Gm 2)	3/10/18	Randi Phillips (LO / WO)	1

Home HRs: 6
Road HRs: 9
Neutral Site HRs: 3

0-Out HRs: 6
1-Out HRs: 6
2-Out HRs: 6

KENNEDY CRONAN

No.	Opponent	Date	Pitcher	RBI
11	at Troy	5/4/19	Claire Graves	2
10	at ULM (Gm 2)	4/20/19	Jessie Watts	2
9	Troy	4/10/19	Leanna Johnson	2
8	at Appalachian State	3/31/19	Kenzie Longaneckere	1
7	Louisiana	3/23/19	Kandra Lamb	1
6	at UT Arlington	3/9/19	Allie Gardiner (LO)	1
5	vs. Savannah State	3/2/19	Faith Dickerson	2
4	Nicholls State	2/24/19	Megan Landry	2
3	Tulsa	2/16/19	Chenise Delce	1
2	Lipscomb	2/15/19	Mandy Jordan	1
1	Western Kentucky	2/10/19	Kennedy Sullivan	1

Home HRs: 5
Road HRs: 4
Neutral Site HRs: 2

0-Out HRs: 5
1-Out HRs: 3
2-Out HRs: 3

ABBY KRZYWIECKI

No.	Opponent	Date	Pitcher	RBI
9	at McNeese State	2/18/20	Alexsandra Flores	1
8	McNeese State	4/24/19	Saleen Flores	1
7	at Georgia State (Gm 2)	4/13/19	Amanda Chance (GS)	4
6	vs. Bradley	3/1/19	Grace French	1
5	Stephen F. Austin	2/23/19	Ashley Kriesel	2
4	vs. Minnesota	2/23/18	Amber Fiser (LO)	1
3	Florida State (Gm 1)	2/21/18	Kylee Hanson	1
2	Louisiana (Gm 2)	3/25/17	Alex Stewart	1
1	Houston Baptist	2/11/17	Shae Bibby	1

Home HRs: 5
Road HRs: 2
Neutral Site HRs: 2

0-Out HRs: 4
1-Out HRs: 3
2-Out HRs: 2

VICTORIA ORTIZ

No.	Opponent	Date	Pitcher	RBI
6	at ULM (Gm 2)	4/20/19	Jessie Watts (LO)	1
5	at ULM (Gm 2)	4/20/19	Jessie Watts (LO)	1
4	at ULM	4/19/19	Murphy Williams	2
3	at Georgia State (Gm 2)	4/13/19	Savannah Feeman (LO)	1
2	at UT Arlington	3/9/19	JoJo Valencia	1
1	Stephen F. Austin	2/23/19	Kassidy Wilbur (PH)	1

Home HRs: 1
Road HRs: 3
Neutral Site HRs: --

0-Out HRs: 2
1-Out HRs: 2
2-Out HRs: --

AMANDA FLYNN

No.	Opponent	Date	Pitcher	RBI
1	vs. Florida Atlantic	3/1/20	Lynn Gardner	1

Home HRs: --
Road HRs: --
Neutral Site HRs: 1

0-Out HRs: --
1-Out HRs: 1
2-Out HRs: --

SHELBY SLOAN

No.	Opponent	Date	Pitcher	RBI
1	vs. Texas State	2/7/20	Meghan King	1

Home HRs: --
Road HRs: --
Neutral Site HRs: 1

0-Out HRs: 1
1-Out HRs: --
2-Out HRs: --

BELLE WOLFENDEN

No.	Opponent	Date	Pitcher	RBI
1	at Georgia	2/12/21	Lauren Mathis	3

Home HRs: --
Road HRs: --
Neutral Site HRs: 1

0-Out HRs: --
1-Out HRs: --
2-Out HRs: 2

2021 SOUTH ALABAMA RESULTS

OVERALL: 1-2 | HOME: 0-0 | AWAY: 1-1 | NEUTRAL: 0-0 | SUN BELT: 0-0

Date	Opponent	Score	Inns	Overall	SBC	Pitcher of record	Attend	Time
1 Feb 12, 2021	at #14 Georgia-1	L 3-8	7	0-1-0	0-0-0	O. Lackie (L 0-1)	107	2:12
1 Feb 12, 2021	at #14 Georgia-2	W 9-8	7	1-1-0	0-0-0	J. Hardy (W 1-0)	107	2:53
1 Feb 13, 2021	at Virginia	L 4-9	7	1-2-0	0-0-0	O. Lackie (L 0-2)	84	2:34

* = Conference game

1 - 14th Annual Red & Black Classic (Athens, Ga.)

() extra inning game

2021 MISCELLANEOUS STATS

Multiple Hit Games	2	3	4	5+	Total
0 Keel, Meredith	3	-	-	-	3
23 Wolfenden, Belle	2	-	-	-	2
17 Krzywiecki, Abby	1	-	-	-	1
18 Brasher, Mackenzie	1	-	-	-	1
TEAM	7	0	0	0	7

Multiple RBI Games	2	3	4	5+	Total
19 Cronan, Kennedy	-	1	-	-	1
23 Wolfenden, Belle	-	-	1	-	1
12 Sloan, Shelby	1	-	-	-	1
TEAM	1	1	1	0	3

Hitting Streaks	Longest	Current
23 Wolfenden, Belle	3	3
0 Keel, Meredith	3	3
12 Sloan, Shelby	2	2
17 Krzywiecki, Abby	1	1
18 Brasher, Mackenzie	1	-
24 Flynn, Amanda	1	1
3 Kropp, Emma	1	1
10 Wilcox, Cassidy	1	1
20 Stewart, Holly	1	-
11 Kvistad, Kamdyn	1	1
30 Gruich, Katelyn	1	1
19 Cronan, Kennedy	1	-

Reached Base Streaks	Longest	Current
12 Sloan, Shelby	3	3
0 Keel, Meredith	3	3
23 Wolfenden, Belle	3	3
20 Stewart, Holly	2	2
4 Hughen, Allie	2	2
18 Brasher, Mackenzie	2	-
19 Cronan, Kennedy	2	-
11 Kvistad, Kamdyn	1	1
3 Kropp, Emma	1	1
24 Flynn, Amanda	1	1
7 Nichols, Caroline	1	1
17 Krzywiecki, Abby	1	1
6 Allen, Abby	1	1
30 Gruich, Katelyn	1	1
10 Wilcox, Cassidy	1	1

SOUTH ALABAMA'S 2021 SEASON SUMMARY

Score by innings	1	2	3	4	5	6	7	Total
South Alabama	0	2	7	1	2	0	4	16
Opponents	2	2	0	6	2	9	4	25

Record when ...

Overall	1-2	After 4 leading	1-0
Conference	0-0 trailing	0-2
Non-Conference	1-2 tied	0-0
Home games	0-0	After 5 leading	1-1
Away games	1-2 trailing	0-1
Neutral site	0-0 tied	0-0
Day games	1-1	After 6 leading	1-0
Night games	0-1 trailing	0-2
vs Left starter	0-0 tied	0-0
vs Right starter	1-2		
1-Run games	1-0	Hit 0 home runs	0-2
2-Run games	0-0	... 1 home run	1-0
5+Run games	0-2	... 2+ home runs	0-0
Extra innings	0-0		
Shutouts	0-0	Opponent 0 home runs	0-0
	 1 home run	0-1
Scoring 0-2 runs	0-0 2+ HRs	1-1
..... 3-5 runs	0-2		
..... 6-9 runs	1-0	Made 0 errors	0-0
..... 10+ runs	0-0 1 error	0-1
	 2+ errors	1-1
Opponent 0-2 runs	0-0		
..... 3-5 runs	0-0	Opp. made 0 errors	0-1
..... 6-9 runs	1-2 1 error	0-1
..... 10+ runs	0-0 2+ errors	1-0
Scored in 1st inning	0-0	Out-hit opponent	0-1
Opp. scored in 1st	0-1	Out-hit by opponent	0-1
Scores first	1-0	Hits are tied	1-0
Opp. scores first	0-2		

Record when team scores:

Runs	0	1	2	3	4	5	6	7	8	9	10+
W-L	0-0	0-0	0-0	0-1	0-1	0-0	0-0	0-0	0-0	1-0	0-0

Record when opponent scores:

Runs	0	1	2	3	4	5	6	7	8	9	10+
W-L	0-0	0-0	0-0	0-0	0-0	0-0	0-0	0-0	1-1	0-1	0-0

Record when leading after:

Inn.	1	2	3	4	5	6
W-L	0-0	0-0	1-1	1-0	1-1	1-0

Record when trailing after:

Inn.	1	2	3	4	5	6
W-L	0-1	0-1	0-0	0-2	0-1	0-2

Record when tied after:

Inn.	1	2	3	4	5	6
W-L	1-1	1-1	0-1	0-0	0-0	0-0

Current losing streak: 1

Longest winning streak: 1

Longest losing streak: 1

Home attendance : 0 (0 dates avg = 0)

Away attendance : 298 (3 dates avg = 99)

Total attendance: 298 (3 dates avg = 99)

2021 SOUTH ALABAMA GAME-BY-GAME BATTING

Date	Opponent	ab	r	h	rbi	2b	3b	hr	tb	bb	ibb	sb	cs	hbp	sac	sf	gdp	k	po	a	e	lob	avg
Feb 12	at Georgia	26	3	5	3	1	0	0	6	4	0	0	0	0	0	0	0	15	17	7	3	6	.192
Feb 12	at Georgia	30	9	8	8	3	0	1	14	10	0	0	0	2	1	0	0	12	21	10	3	13	.232
Feb 13	at Virginia	32	4	11	4	4	1	0	17	1	0	1	0	0	0	0	1	5	18	6	1	8	.273
Totals		88	16	24	15	8	1	1	37	15	0	1	0	2	1	0	1	32	56	23	7	27	.273

2021 SOUTH ALABAMA GAME-BY-GAME PITCHING

Date	Opponent	ip	h	r	er	bb	so	2b	3b	hr	wp	bk	hbp	dp	ibb	score	w-l	sv	era
Feb 12	at Georgia	5.2	7	8	7	6	3	0	0	1	0	0	0	1	0	3-8	0-1	0	8.65
Feb 12	at Georgia	7.0	8	8	6	5	6	1	1	3	0	0	0	0	0	9-8	1-1	1	7.18
Feb 13	at Virginia	6.0	7	9	6	5	8	2	0	2	2	0	2	0	0	4-9	1-2	1	7.13
Totals		18.2	22	25	19	16	17	3	1	6	2	0	2	1	0	16-25	1-2	1	7.13

INSIDE THE BOX SCORE – INDIVIDUAL SITUATIONAL HITTING

Player	vs left			vs right			w/runners			w/bases empty			w/bases loaded			as leadoff			fly	gnd	fly/
	h	ab	avg	h	ab	avg	h	ab	avg	h	ab	avg	h	ab	avg	rch	ops	pct	out	out	gnd
6 Allen, Abby	0	0	---	0	3	.000	0	3	.000	0	0	---	0	1	.000	0	0	---	0	0	0.0
18 Brasher, Mackenzie	0	1	.000	2	8	.250	0	3	.000	2	6	.333	0	1	.000	3	5	.600	2	3	0.7
19 Cronan, Kennedy	0	0	---	1	7	.143	1	5	.200	0	2	.000	1	1	1.000	0	0	---	1	1	1.0
24 Flynn, Amanda	0	1	.000	1	4	.250	1	4	.250	0	1	.000	0	0	---	0	0	---	0	1	0.0
30 Gruich, Katelyn	0	0	---	1	5	.200	1	4	.250	0	1	.000	0	0	---	0	1	.000	0	0	0.0
4 Hughen, Allie	0	0	---	0	3	.000	0	2	.000	0	1	.000	0	0	---	0	1	.000	1	1	1.0
0 Keel, Meredith	1	1	1.000	5	10	.500	2	4	.500	4	7	.571	0	0	---	3	4	.750	0	5	0.0
3 Kropp, Emma	0	0	---	1	4	.250	0	3	.000	1	1	1.000	0	2	.000	1	1	1.000	1	0	99.9
17 Krzywiecki, Abby	0	0	---	2	3	.667	1	2	.500	1	1	1.000	0	0	---	1	1	1.000	0	0	0.0
11 Kvistad, Kamdyn	0	0	---	1	4	.250	0	1	.000	1	3	.333	0	0	---	0	2	.000	0	0	0.0
7 Nichols, Caroline	0	0	---	0	2	.000	0	1	.000	0	1	.000	0	0	---	0	1	.000	0	0	0.0
12 Sloan, Shelby	0	1	.000	2	9	.222	2	7	.286	0	3	.000	1	1	1.000	0	0	---	2	3	0.7
20 Stewart, Holly	0	0	---	1	5	.200	0	3	.000	1	2	.500	0	1	.000	1	1	1.000	1	2	0.5
14 Welch, Bailey	0	0	---	0	5	.000	0	3	.000	0	2	.000	0	0	---	0	2	.000	0	1	0.0
10 Wilcox, Cassidy	0	0	---	1	3	.333	0	2	.000	1	1	1.000	0	0	---	1	1	1.000	0	2	0.0
23 Wolfenden, Belle	0	0	---	5	9	.556	3	7	.429	2	2	1.000	0	0	---	1	1	1.000	1	2	0.5
Totals	1	4	.250	23	84	.274	11	54	.204	13	34	.382	2	7	.286	11	21	.524	9	21	0.4
Opponents	0	0	---	22	80	.275	14	42	.333	8	38	.211	1	7	.143	10	19	.526	16	21	0.8

Player	pinch hitting			w/runners in scoring pos			w/runner on 3rd and LT 2 out			with 2 outs			success adv runners			2- rnrns			rch	rch	kl
	h	ab	avg	h	ab	avg	rbi	ops	pct	h	ab	avg	adv	ops	pct	rbi	w/out	lob			
6 Allen, Abby	0	0	---	0	3	.000	0	0	---	0	1	.000	1	4	.250	1	0	3	0	0	1
18 Brasher, Mackenzie	0	0	---	0	2	.000	0	0	---	0	3	.000	0	3	.000	0	0	6	1	0	1
19 Cronan, Kennedy	0	0	---	1	3	.333	0	2	.000	1	4	.250	2	6	.333	3	0	1	0	0	3
24 Flynn, Amanda	0	0	---	1	3	.333	0	1	.000	0	2	.000	1	4	.250	0	0	2	0	0	1
30 Gruich, Katelyn	0	1	.000	0	0	---	0	0	---	0	1	.000	1	4	.250	0	0	1	0	0	2
4 Hughen, Allie	0	0	---	0	2	.000	0	0	---	0	1	.000	1	3	.333	0	0	2	0	1	1
0 Keel, Meredith	0	0	---	0	0	---	0	0	---	2	2	1.000	3	5	.600	0	1	0	1	2	0
3 Kropp, Emma	0	0	---	0	3	.000	0	1	.000	0	1	.000	0	3	.000	0	0	3	0	0	0
17 Krzywiecki, Abby	0	0	---	1	2	.500	0	0	---	0	0	---	1	2	.500	0	0	0	0	0	1
11 Kvistad, Kamdyn	0	0	---	0	1	.000	0	0	---	0	1	.000	0	1	.000	0	0	1	0	0	0
7 Nichols, Caroline	0	0	---	0	1	.000	0	0	---	0	1	.000	1	2	.500	1	0	2	0	0	1
12 Sloan, Shelby	0	0	---	2	6	.333	0	1	.000	1	2	.500	4	8	.500	2	0	0	0	1	0
20 Stewart, Holly	0	0	---	0	3	.000	0	1	.000	0	2	.000	3	5	.600	0	0	1	1	0	0
14 Welch, Bailey	0	0	---	0	2	.000	0	1	.000	0	1	.000	0	3	.000	0	0	1	0	0	2
10 Wilcox, Cassidy	0	0	---	0	1	.000	0	0	---	0	1	.000	1	2	.500	0	0	1	0	1	0
23 Wolfenden, Belle	0	0	---	2	4	.500	1	1	1.000	3	5	.600	6	10	.600	4	0	3	0	1	0
Totals	0	1	.000	7	36	.194	1	8	.125	7	28	.250	25	65	.385	11	1	27	3	6	13
Opponents	3	5	.600	8	27	.296	6	11	.545	7	26	.269	30	51	.588	5	9	19	5	4	4

Success Advancing Runners = percentage of times the batter advanced at least one runner during a plate appearance
 #Rnrns Adv w/Out = TOTAL number of runners advanced when the player made an out

INSIDE THE BOX SCORE TEAM GAME-BY-GAME BATTING

Date	Opponent	Total h/ab	vs Left	vs Right	With Runners	Bases Empty	Bases Loaded	With 2-outs	With RBI-op	Reach as Leadoff	3rd and LT 2out	LOB
Feb 12	at Georgia	5-26	0-0	5-26	3-14	2-12	1-1	3-10	1-5	3-7	0-1	6
Feb 12	at Georgia	8-30	0-0	8-30	3-20	5-10	1-6	2-10	2-18	4-7	0-4	13
Feb 13	at Virginia	11-32	1-4	10-28	5-20	6-12	0-0	2-8	4-13	4-7	1-3	8
Totals		24-88	1-4	23-84	11-54	13-34	2-7	7-28	7-36	11-21	1-8	27
		.273	.250	.274	.204	.382	.286	.250	.194	.524	.125	

INSIDE THE BOX SCORE TEAM GAME-BY-GAME PITCHING

Date	Opponent	Score	Total h/ab	vs Left	vs Right	With Runners	Bases Empty	With 2-outs	Reach as Leadoff	Gnd Out	Fly Out	ERA
Feb 12	at Georgia	3-8	7-22	1-3	6-19	5-14	2-8	2-7	5-6	4	8	8.65
Feb 12	at Georgia	9-8	8-32	3-7	5-25	5-14	3-18	3-11	2-7	11	4	7.18
Feb 13	at Virginia	4-9	7-26	0-5	7-21	4-14	3-12	2-8	3-6	6	4	7.13
Totals		16-25	22-80	4-15	18-65	14-42	8-38	7-26	10-19	21	16	7.13
			.275	.267	.277	.333	.211	.269	.526			

SOUTH ALABAMA CAREER RECORDS

MISCELLANEOUS

GAMES PLAYED

1.	222	Blair Johnson (2012-15)
2.	213	Christin Crocker (2009-12)
	213	Meghan Collins (2010-13)
	213	Kaleigh Todd (2015-18)
5.	212	Brittany Fowler (2010-13)
6.	211	Kaitlyn Griffith (2012-15)
7.	210	Emily Messer (2013-16)
8.	201	Stephanie Pilkington (2013-16)
	201	Kristian Foster (2015-18)
10.	195	Alex Breeden (2012-16)

GAMES STARTED

1.	221	Blair Johnson (2012-15)
2.	212	Brittany Fowler (2010-13)
3.	211	Kaitlyn Griffith (2012-15)
	211	Meghan Collins (2010-13)
5.	208	Christin Crocker (2009-12)
6.	195	Emily Messer (2013-16)
7.	193	Kaleigh Todd (2015-18)
8.	189	Kristian Foster (2015-18)
9.	188	Brittany Campbell (2010-13)
10.	187	Amanda Minahan (2014-17)
	187	Alex Breeden (2012-16)

PCT. OF GAMES PLAYED / STARTED (GP-GS)

Min. 100 Games Started

1.	1.000 (212-212)	Brittany Fowler (2010-13)
	1.000 (166-166)	Tara Donaldson (2007-09)
	1.000 (165-165)	Jenny Stevens (2007-08, '11)
	1.000 (109-109)	Chloe Rathburn (2014-15)
5.	.996 (222-221)	Blair Johnson (2012-15)
6.	.991 (213-211)	Meghan Collins (2010-13)
7.	.986 (211-208)	Christin Crocker (2009-12)
8.	.982 (112-110)	Evelyne Pare (2007-08)
9.	.979 (191-187)	Amanda Minahan (2014-17)
10.	.974 (193-188)	Brittany Campbell (2010-13)
11.	.962 (126-131)	Kamdyn Kvistad (2018-21)
12.	.962 (100-104)	Brittani Reid (2018-19)
13.	.959 (195-187)	Alex Breeden (2012-16)
14.	.958 (143-137)	Kristen Hayes (2007-09)
15.	.940 (201-189)	Kristian Foster (2015-18)
16.	.929 (210-195)	Emily Messer (2013-16)

CONSECUTIVE STARTS

1.	189	Meghan Collins	3/28/10 - 5/19/13
2.	183	Kaitlyn Griffith	4/21/12 - 5/17/15
3.	176	Britany Campbell	4/24/10 - 5/19/13
4.	166	Kaleigh Todd	5/15/15 - 5/10/18
5.	160	Stephanie Pilkington	2/6/14 - 5/13/16
6.	158	Kristian Foster	2/11/16 - 5/10/18
7.	144	Christin Crocker	2/22/09 - 2/12/12
8.	141	Brittany Fowler	4/10/10 - 2/28/13
9.	129	Blair Johnson	4/25/12 - 2/17/15
10.	128	Emily Messer	4/2/14 - 5/13/16
11.	122	Haley Hopkins	2/13/10 - 3/17/12
12.	113	Kristin Hayes	2/14/07 - 2/6/09
13.	111	Tara Donaldson	2/14/07 - 5/4/08
14.	109	Chloe Rathburn	2/6/14 - 5/17/15
15.	94	Jenny Stevens	2/14/07 - 4/2/08

HITTING

BATTING AVERAGE

1.	.374	Kaleigh Todd (2015-18)
2.	.369	Evelyne Pare (2007-08)
3.	.351	Tara Donaldson (2007-09)
4.	.347	Brittany Fowler (2010-13)
5.	.335	Brittani Reid (2018-19)
6.	.333	Emily Messer (2013-16)
7.	.328	Chloe Rathburn (2014-15)
8.	.316	Haleigh Lowe (2015-18)
9.	.301	Stephanie Pilkington (2013-16)
	.301	Julie Moss (2011-14)

SLUGGING PERCENTAGE

1.	.580	Brittani Reid (2018-Pres.)
2.	.557	Brittany Fowler (2010-13)
3.	.523	Amanda Minahan (2014-17)
4.	.521	Haley Hopkins (2009-12)
5.	.517	Chloe Rathburn (2014-15)
6.	.504	Kaitlyn Griffith (2012-15)
7.	.486	Tara Donaldson (2007-09)
8.	.477	Kamdyn Kvistad (2018-21)
9.	.474	Christin Crocker (2009-12)
10.	.454	Jenny Stevens (2007-08, '11)
11.	.453	Meghan Collins (2010-13)
12.	.452	Julie Moss (2011-14)

ON-BASE PERCENTAGE

1.	.465	Brittany Fowler (2010-13)
2.	.456	Evelyne Pare (2007-08)
3.	.446	Tara Donaldson (2007-09)
	.446	Kaleigh Todd (2015-18)
5.	.414	Brittani Reid (2018-19)
	.414	Haleigh Lowe (2015-18)
7.	.410	Chloe Rathburn (2014-15)
8.	.404	Stephanie Pilkington (2013-16)
9.	.403	Meghan Collins (2010-13)
10.	.402	Amanda Herron (2014-15)
11.	.392	Amanda Minahan (2014-17)
	.392	Emily Messer (2013-16)

AT-BATS

1.	686	Blair Johnson (2012-15)
2.	625	Emily Messer (2013-16)
3.	624	Christin Crocker (2009-12)
4.	618	Kaleigh Todd (2015-18)
5.	614	Brittany Fowler (2010-13)
6.	556	Amanda Minahan (2014-17)
7.	554	Kristian Foster (2015-18)
8.	545	Meghan Collins (2010-13)
9.	542	Stephanie Pilkington (2013-16)
10.	508	Kaitlyn Griffith (2012-15)

RUNS

1.	162	Brittany Fowler (2010-13)
2.	145	Kaleigh Todd (2015-18)
3.	141	Emily Messer (2013-16)
4.	136	Blair Johnson (2012-15)
5.	120	Christin Crocker (2009-12)
6.	113	Kaitlyn Griffith (2012-15)
7.	112	Stephanie Pilkington (2013-16)
8.	109	Amanda Minahan (2014-17)
9.	107	Meghan Collins (2010-13)
	107	Jenny Stevens (2007-08, '11)

HITS

1.	231	Kaleigh Todd (2015-18)
2.	213	Brittany Fowler (2010-13)
3.	208	Emily Messer (2013-16)
4.	203	Blair Johnson (2012-15)
5.	170	Tara Donaldson (2007-09)
6.	168	Christin Crocker (2009-12)
7.	165	Amanda Minahan (2014-17)
8.	163	Stephanie Pilkington (2013-16)
9.	154	Meghan Collins (2010-13)
10.	146	Kristian Foster (2015-18)

EXTRA-BASE HITS (2B-3B-HR)

1.	69 (34-10-25)	Brittany Fowler (2010-13)
2.	68 (36-4-28)	Christin Crocker (2009-12)
3.	66 (31-10-25)	Amanda Minahan (2014-17)
4.	65 (33-4-28)	Kaitlyn Griffith (2012-15)
5.	63 (40-8-15)	Blair Johnson (2012-15)
6.	58 (40-1-17)	Meghan Collins (2010-13)
7.	54 (26-4-24)	Haley Hopkins (2009-12)
8.	45 (35-4-6)	Stephanie Pilkington (2013-16)
9.	44 (25-4-15)	Brittani Reid (2018-19)
10.	43 (20-5-18)	Jenny Stevens (2007-08, '11)
	43 (32-0-11)	Tara Donaldson (2007-09)

DOUBLES

1.	40	Blair Johnson (2012-15)
	40	Meghan Collins (2010-13)
3.	36	Christin Crocker (2009-12)
4.	35	Stephanie Pilkington (2013-16)
5.	34	Brittany Fowler (2010-13)
6.	33	Kaitlyn Griffith (2012-15)
7.	31	Amanda Minahan (2014-17)
8.	27	Kristian Foster (2015-18)
9.	26	Haley Hopkins (2009-12)
	26	Chloe Rathburn (2014-15)
	26	Haley Hopkins (2009-12)

TRIPLES

1.	10	Amanda Minahan (2014-17)
	10	Emily Messer (2013-16)
	10	Brittany Fowler (2010-13)
4.	8	Blair Johnson (2012-15)
5.	7	Britany Campbell (2010-13)
6.	6	Evelyne Pare (2007-08)
	6	Kaleigh Todd (2015-18)
8.	5	Julie Moss (2011-14)
	5	Ashley Elmore (2007-08)
	5	Jenny Stevens (2007-08, '11)
	5	Haleigh Lowe (2015-18)

HOME RUNS

1.	28	Christin Crocker (2009-12)
	28	Kaitlyn Griffith (2012-15)
3.	25	Amanda Minahan (2014-17)
	25	Brittany Fowler (2010-13)
5.	24	Haley Hopkins (2009-12)
6.	18	Jenny Stevens (2007-08, '11)
	18	Katelyn Gurich (2017-21)
	18	Kamdyn Kvistad (2018-21)
9.	17	Meghan Collins (2010-13)
10.	15	Brittani Reid (2018-19)

RUNS BATTED IN

1.	136	Brittany Fowler (2010-13)
2.	118	Blair Johnson (2012-15)
3.	115	Christin Crocker (2009-12)
4.	114	Amanda Minahan (2014-17)
5.	111	Kaitlyn Griffith (2012-15)
6.	108	Haley Hopkins (2009-12)
	108	Kristian Foster (2015-18)
8.	98	Stephanie Pilkington (2013-16)
9.	97	Meghan Collins (2010-13)
10.	96	Tara Donaldson (2007-09)

WALKS

1.	102	Meghan Collins (2010-13)
2.	95	Brittany Fowler (2010-13)
3.	87	Stephanie Pilkington (2013-16)
4.	78	Kristian Foster (2015-18)
5.	74	Kaleigh Todd (2015-18)
6.	73	Jenny Stevens (2007-08, '11)
7.	71	Carolina Mendoza (2007, 09-11)
8.	70	Tara Donaldson (2007-09)
9.	69	Amanda Minahan (2014-17)
10.	62	Kristen Hayes (2007-09)

SOUTH ALABAMA CAREER RECORDS

HIT BY PITCHES

1.	56	Kaitlyn Griffith (2012-15)
2.	47	Brittany Fowler (2010-13)
3.	37	Katelyn Gruich (2017-21)
4.	21	Amanda Minahan (2014-17)
	21	Christin Crocker (2009-12)
6.	19	Britany Campbell (2010-13)
	19	Haley Hopkins (2009-12)
8.	14	Tara Donaldson (2007-09)
9.	12	Jenny Stevens (2007-08, '11)
	12	Stephanie Pilkington (2013-16)
	12	Kristian Foster (2015-18)

STOLEN BASES

1.	75	Kaleigh Todd (2015-18)
2.	69	Evelyne Pare (2007-08)
3.	60	Britany Campbell (2010-13)
4.	54	Jenny Stevens (2007-08, '11)
5.	50	Emily Messer (2013-16)
6.	37	Christin Crocker (2009-12)
7.	36	Gwen Jones (2014-15)
8.	25	Amanda Minahan (2014-17)
9.	24	Kaitlyn Griffith (2012-15)
10.	23	Stephanie Pilkington (2013-16)

SACRIFICE FLIES

1.	12	Kaitlyn Griffith (2012-15)
	12	Kristian Foster (2015-18)
3.	8	Emily Messer (2013-16)
	8	Stephanie Pilkington (2013-16)
5.	7	Brittany Fowler (2010-13)
6.	6	Christin Crocker (2009-12)
	6	Chloe Rathburn (2014-15)
8.	5	Julie Moss (2011-14)
	5	Blair Johnson (2012-15)
	5	Amanda Minahan (2014-17)
--	4	Abby Krzywiecki (2017-21)

SACRIFICE HITS

1.	25	Britany Campbell (2010-13)
2.	22	Blair Johnson (2012-15)
3.	20	Katie McGuire (2007-10)
	20	Christin Crocker (2009-12)
	20	MC Nichols (2017-20)
6.	19	Carolina Mendoza (2007, '09-11)
	19	Julie Moss (2011-14)
8.	18	Haley Richards (2011-12)
9.	16	Stephanie Pilkington (2013-16)
	16	Kristian Foster (2015-18)
	16	Kaleigh Todd (2015-18)

PITCHING

LOWEST ERA

1.	1.57	Farish Beard (2012-15)
2.	1.62	Hannah Campbell (2011-14)
3.	1.68	Linden Jones (2007)
4.	1.92	Kalen McGill (2015)
	1.92	Devin Brown (2015-18)
6.	2.07	Beth Pilgrim (2007-10)
7.	2.62	Destin Vicknair (2016-17)
8.	2.80	Katy Neal (2009-12)
9.	3.51	Alexis Reid (2018-19)
10.	3.61	Amanda Leggett (2007-08)

LOWEST OPP. BATTING AVERAGE

1.	.148	Farish Beard (2012-15)
2.	.184	Devin Brown (2015-18)
3.	.193	Linden Jones (2007)
4.	.217	Hannah Campbell (2011-14)
5.	.227	Beth Pilgrim (2007-10)
6.	.231	Morgan Druhan (2010-11)
7.	.252	Katy Neal (2009-12)
8.	.253	Destin Vicknair (2016-17)
9.	.268	Kalen McGill (2015)
10.	.270	Amanda Leggett (2007-08)

FEWEST WALKS ALLOWED / 7 INN. GAME

1.	0.93	Kalen McGill (2015)
2.	1.24	Hannah Campbell (2011-14)
3.	1.50	Beth Pilgrim (2007-10)
4.	1.72	Linden Jones (2007)
5.	2.18	Destin Vicknair (2016-17)
	2.18	Katy Neal (2009-12)
7.	2.34	Farish Beard (2012-15)
8.	2.48	Amanda Leggett (2007-08)
9.	2.57	Devin Brown (2015-18)
10.	3.31	Alexis Reid (2018-19)

MOST STRIKEOUTS / 7 INN. GAME

1.	9.28	Farish Beard (2012-15)
2.	8.90	Devin Brown (2015-18)
3.	8.36	Morgan Druhan (2010-11)
4.	8.31	Linden Jones (2007)
5.	6.98	Beth Pilgrim (2007-10)
6.	5.89	Hannah Campbell (2011-14)
7.	4.84	Katy Neal (2009-12)
8.	4.70	Amanda Leggett (2007-08)
9.	3.95	Kalen McGill (2015)
10.	3.60	Alexis Reid (2018-19)

WINS

1.	83	Hannah Campbell (2011-14)
2.	69	Devin Brown (2015-18)
3.	63	Farish Beard (2012-15)
4.	53	Beth Pilgrim (2007-10)
5.	27	Destin Vicknair (2016-17)
6.	21	Katy Neal (2009-12)
	21	Alexis Reid (2018-19)
8.	20	Linden Jones (2007)
9.	16	Kalen McGill (2015)
10.	14	Amanda Leggett (2007-08)

LOSSES

1.	51	Beth Pilgrim (2007-10)
2.	39	Devin Brown (2015-18)
3.	34	Hannah Campbell (2011-14)
4.	29	Alexis Reid (2018-19)
5.	16	Destin Vicknair (2016-17)
6.	15	Amanda Leggett (2007-08)
7.	14	Morgan Druhan (2010-11)
8.	13	Katy Neal (2009-12)
	13	Farish Beard (2012-15)
10.	11	Linden Jones (2007)

SAVES

1.	16	Hannah Campbell (2011-14)
2.	8	Beth Pilgrim (2007-10)
	8	Devin Brown (2015-18)
4.	4	Kalen McGill (2015)
5.	2	Katy Neal (2009-12)
	2	Jessica Dobson (2012-13)
	2	Morgan Druhan (2010-11)
	2	Samantha Yarbrough (2019-Pres.)
9.	1	Farish Beard (2012-15)
	1	Linden Jones (2007)
	1	Shannon Smith (2008-09)
	1	Alexis Reid (2018-19)

APPEARANCES

1.	149	Hannah Campbell (2011-14)
2.	143	Beth Pilgrim (2007-10)
3.	142	Devin Brown (2015-18)
4.	94	Farish Beard (2012-15)
5.	66	Alexis Reid (2018-19)
6.	55	Katy Neal (2009-12)
7.	51	Destin Vicknair (2016-17)
8.	43	Amanda Leggett (2007-08)
9.	41	Morgan Druhan (2010-11)
10.	37	Kalen McGill (2015)
	37	Linden Jones (2007)

MOST GAMES STARTED

1.	112	Beth Pilgrim (2007-10)
2.	109	Hannah Campbell (2011-14)
3.	107	Devin Brown (2015-18)
4.	78	Farish Beard (2012-15)
5.	53	Alexis Reid (2018-19)
6.	45	Destin Vicknair (2016-17)
7.	34	Katy Neal (2009-12)
8.	30	Morgan Druhan (2010-11)
9.	26	Linden Jones (2007)
	26	Amanda Leggett (2007-08)

MOST COMPLETE GAMES

1.	93	Hannah Campbell (2011-14)
2.	77	Beth Pilgrim (2007-10)
	77	Devin Brown (2015-18)
4.	43	Farish Beard (2012-15)
5.	30	Alexis Reid (2018-19)
6.	27	Destin Vicknair (2016-17)
7.	20	Linden Jones (2007)
8.	14	Amanda Leggett (2007-08)
	14	Morgan Druhan (2010-11)
10.	10	Katy Neal (2009-12)

SHUTOUTS

1.	31	Devin Brown (2015-18)
2.	28	Hannah Campbell (2011-14)
3.	21	Farish Beard (2012-15)
4.	20	Beth Pilgrim (2007-10)
5.	7	Destin Vicknair (2016-17)
	7	Alexis Reid (2018-19)
7.	6	Linden Jones (2007)
8.	3	Amanda Leggett (2007-08)
9.	2	Morgan Druhan (2010-11)
	2	Shannon Smith (2008-09)
	2	Kalen McGill (2015)
	2	Jessica Dobson (2012-13)

COMBINED SHUTOUTS

1.	8	Farish Beard (2012-15)
2.	7	Hannah Campbell (2011-14)
3.	5	Kaleigh Floore (2012-15)
4.	4	Beth Pilgrim (2007-10)
5.	3	Jessica Dobson (2012-13)
6.	2	Katy Neal (2009-12)
	2	Devin Brown (2015-18)
8.	1	Shannon Smith (2008-09)
	1	Holly McKinnon (2014)
	1	Amanda Leggett (2007-08)
	1	Destin Vicknair (2016-17)
	1	Chandler Sparkman (2017)
	1	Alexis Reid (2018-19)

INNINGS PITCHED

1.	791.1	Hannah Campbell (2011-13)
2.	737.0	Beth Pilgrim (2007-10)
3.	733.0	Devin Brown (2015-18)
4.	454.2	Farish Beard (2012-15)
5.	319.1	Alexis Reid (2018-19)
6.	275.2	Destin Vicknair (2016-17)
7.	215.1	Katy Neal (2009-12)
8.	195.1	Linden Jones (2007)
9.	180.0	Morgan Druhan (2010-11)
10.	166.2	Amanda Leggett (2007-08)

STRIKEOUTS

1.	932	Devin Brown (2015-18)
2.	735	Beth Pilgrim (2007-10)
3.	666	Hannah Campbell (2011-14)
4.	603	Farish Beard (2012-15)
5.	232	Linden Jones (2007)
6.	215	Morgan Druhan (2010-11)
7.	185	Destin Vicknair (2016-17)
8.	164	Alexis Reid (2018-19)
9.	149	Katy Neal (2009-12)
10.	112	Amanda Leggett (2007-08)

SOUTH ALABAMA MULTIPLE-HIT AND MULTIPLE-RBI GAMES

CAREER MULTIPLE-HIT GAMES

Rank	Player	Season(s)	Total
1.	Kaleigh Todd	2015-18	63
2.	Brittany Fowler	2010-14	57
3.	Emily Messer	2013-16	55
4.	Tara Donaldson	2007-09	51
5.	Blair Johnson	2012-15	48
6.	Amanda Minahan	2014-17	41
	Stephanie Pilkington	2013-16	41
8.	Jenny Stevens	2007-08, '11	36
9.	Christin Crocker	2009-12	35
10.	Megan Collins	2010-13	34
11.	Haley Hopkins	2009-12	33
	Evelyne Pare	2007-08	33
13.	Kristian Foster	2015-18	31
	Haleigh Lowe	2015-18	31
15.	Katie McGuire	2007-10	29
	Brittani Reid	2018-19	29
17.	<i>Kamdyn Kvistad</i>	<i>2018-21</i>	<i>28</i>
18.	Britany Campbell	2010-13	27
19.	Julie Moss	2011-14	26
20.	Kaitlyn Griffith	2012-15	25
	MC Nichols	2017-20	25
22.	Chloe Rathburn	2014-15	22
23.	Alex Breeden	2012-16	21
24.	Alyssa Linn	2012-15	20
25.	Megan Harris	2016-19	19
--	<i>Kennedy Cronan</i>	<i>2019-21</i>	<i>15</i>
--	<i>Katelyn Gruich</i>	<i>2017-21</i>	<i>15</i>
--	<i>Victoria Ortiz</i>	<i>2019-21</i>	<i>14</i>

SINGLE-SEASON MULTIPLE-HIT GAMES

Rank	Player	Season	Total
1.	Kaleigh Todd	2017	25
2.	Emily Messer	2016	23
3.	Tara Donaldson	2007	21
4.	Kaleigh Todd	2018	19
5.	Kaleigh Todd	2016	17
	Brittany Fowler	2011	17
	Tara Donaldson	2009	17
	Evelyn Pare	2008	17
	Brittani Reid	2019	17
10.	Emily Messer	2015	16
	Stephanie Pilkington	2014	16
	Katie McGuire	2007	16
	Evelyne Pare	2007	16
14.	Stephanie Pilkington	2015	15
	Chloe Rathburn	2015	15
	Blair Johnson	2013	15
	Julie Moss	2013	15
	Alyssa Linn	2012	15
	Jenny Stevens	2007	15
20.	Amanda Minahan	2014	14
	Brittany Fowler	2013	14
	Brittany Fowler	2012	14
	Haley Hopkins	2012	14
	Corey Race	2007	14
	<i>Victoria Ortiz</i>	<i>2019</i>	<i>14</i>
26.	Kristian Foster	2017	13
	Haley Fagan	2013	13
	Haley Hopkins	2011	13
	Tara Donaldson	2008	13
30.	Amanda Minahan	2015	12
	Blair Johnson	2014	12
	Blair Johnson	2012	12
	Brittany Fowler	2011	12
	Megan Collins	2011	12
	Christin Crocker	2009	12
	Brittani Reid	2018	12
	<i>Kamdyn Kvistad</i>	<i>2019</i>	<i>12</i>
	<i>Kennedy Cronan</i>	<i>2019</i>	<i>12</i>
39.	MC Nichols	2017	11
	Britany Campbell	2013	11
	Megan Collins	2012	11
	Jenny Stevens	2008	11
	Haleigh Lowe	2017	11
	Haleigh Lowe	2018	11

CAREER MULTIPLE-RBI GAMES

Rank	Player	Season(s)	Total
1.	Brittany Fowler	2010-13	33
2.	Amanda Minahan	2014-17	32
3.	Kaitlyn Griffith	2012-15	30
	Blair Johnson	2012-15	30
5.	Megan Collins	2010-13	28
6.	Christin Crocker	2009-12	26
	Haley Hopkins	2009-12	26
8.	Kristian Foster	2015-18	25
9.	Chloe Rathburn	2014-15	24
10.	Stephanie Pilkington	2013-16	23
11.	Jenny Stevens	2007-08, '11	22
	Tara Donaldson	2007-09	22
13.	Haleigh Lowe	2015-18	18
14.	Alex Breeden	2012-14, '16	17
	Julie Moss	2010-13	17
16.	<i>Kamdyn Kvistad</i>	<i>2018-21</i>	<i>16</i>
17.	Haley Fagan	2013	14
	Carolina Mendoza	2007-09, '11	14
	Brittani Reid	2018-19	14
	<i>Katelyn Gruich</i>	<i>2017-21</i>	<i>14</i>
--	<i>Kennedy Cronan</i>	<i>2019-21</i>	<i>12</i>

SINGLE-SEASON MULTIPLE-RBI GAMES

Rank	Player	Season	Total
1.	Chloe Rathburn	2015	17
2.	Haley Fagan	2013	14
	Brittany Fowler	2011	14
4.	Haley Hopkins	2011	13
5.	Kaitlyn Griffith	2015	12
	Blair Johnson	2013	12
7.	Julie Moss	2013	11
	Megan Collins	2012	11
	Tara Donaldson	2007	11
10.	Kristian Foster	2017	10
	Amanda Minahan	2016	10
	Jenny Stevens	2007	10
13.	Amanda Minahan	2017	9
	Kaitlyn Griffith	2013	9
	Brittany Fowler	2012	9
	Christin Crocker	2011	9
	Tara Donaldson	2009	9
	Haleigh Lowe	2018	9
	<i>Kennedy Cronan</i>	<i>2019</i>	<i>9</i>
	<i>Kamdyn Kvistad</i>	<i>2019</i>	<i>9</i>
21.	Stephanie Pilkington	2016	8
	Megan Collins	2013	8
	Brittany Fowler	2013	8
	Haley Hopkins	2010	8
	Christin Crocker	2009	8
	Corey Race	2007	8
27.	Amanda Minahan	2016	7
	Stephanie Pilkington	2015	7
	Kaitlyn Griffith	2014	7
	Blair Johnson	2014	7
	Stephanie Pilkington	2014	7
	Chloe Rathburn	2014	7
	Blair Johnson	2012	7
	Megan Collins	2011	7
	Jenny Stevens	2011	7
	Katie McGuire	2007	7
	Evelyne Pare	2007	7
	<i>Abby Krzywiecki</i>	<i>2019</i>	<i>7</i>

BOLD and *ITALICS* indicates current South Alabama Player

LARGEST MARGIN OF VICTORY

Date	Opponent	Score	Margin	Location
2/19/11	Evansville	18-0	+18	Mobile, Ala.
4/17/07	Alabama A&M	17-0	+17	Mobile, Ala.
2/18/12	Southern Illinois	16-0	+16	Jacksonville, Ala.
3/19/11	Western Kentucky	17-1	+16	Mobile, Ala.
4/25/07	Nicholls State	17-1	+16	Mobile, Ala.
4/6/07	ULM	15-1	+16	Monroe, La.
3/7/12	Southeastern Louisiana	16-1	+15	Mobile, Ala.
2/11/11	Alabama A&M	15-0	+15	Birmingham, Ala.
4/16/16	Georgia Southern	14-0	+14	Statesboro, Ga.
4/20/13	ULM	14-0	+14	Monroe, La.
2/20/10	Belmont	15-2	+13	Mobile, Ala.
2/13/16	Central Arkansas	12-0	+12	Gulf Shores, Ala.
2/9/14	Austin Peay	12-0	+12	Mobile, Ala.
2/12/11	Alabama State	13-1	+12	Birmingham, Ala.
2/24/07	Grambling State	13-1	+12	Mobile, Ala.
2/17/07	Belmont	12-0	+12	Jacksonville, Ala.
4/12/15	Georgia Southern	11-0	+11	Mobile, Ala.
4/13/13	North Texas	12-1	+11	Mobile, Ala.
2/13/09	Coastal Carolina	12-1	+11	Gainesville, Fla.
4/17/07	Alabama A&M	11-0	+11	Mobile, Ala.
2/19/17	Jackson State	11-1	+10	Mobile, Ala.
4/16/16	Georgia Southern	11-1	+10	Statesboro, Ga.
5/15/15	Chattanooga	11-1	+10	Auburn, Ala.
5/17/13	Mississippi Valley State	10-0	+10	Mobile, Ala.
4/20/13	ULM	11-1	+10	Monroe, La.
4/6/13	Middle Tennessee	13-3	+10	Murfreesboro, Tenn.
2/22/13	Mount St. Mary's	12-2	+10	Jacksonville, Fla.
3/30/10	Southeastern Louisiana	11-1	+10	Hammond, La.
3/21/09	Middle Tennessee	10-0	+10	Murfreesboro, Tenn.
2/15/09	Coastal Carolina	10-0	+10	Gainesville, Fla.
2/28/07	Alabama State	10-0	+10	Mobile, Ala.
2/20/07	Southeastern Louisiana	15-5	+10	Hammond, La.

LARGEST MARGIN OF DEFEAT

Date	Opponent	Score	Margin	Location
2/27/09	Arizona State	5-20	-15	Tempe, Ariz.
3/24/19	Louisiana	0-14	-14	Mobile, Ala.
2/21/18	Florida State	1-14	-13	Mobile, Ala.
2/14/09	Florida	0-13	-13	Gainesville, Fla.
4/13/18	ULM	1-13	-12	Mobile, Ala.
2/11/12	Alabama	1-12	-11	Mobile, Ala.
3/5/10	LSU	0-11	-11	Baton Rouge, La.
3/10/20	LSU	1-11	-10	Baton Rouge, La.
2/8/20	Minnesota	0-10	-10	Clearwater, Fla.
2/23/18	Minnesota	3-13	-10	Kissimmee, Fla.
5/13/11	Louisiana	0-10	-10	Lafayette, La.
3/17/19	Texas State	2-12	-10	Mobile, Ala.
2/23/20	Stephen F. Austin	0-9	-9	Mobile, Ala.
4/17/10	Louisiana	0-9	-9	Lafayette, La.
2/14/10	Samford	2-11	-9	Mobile, Ala.

MILESTONE WINS

OVERALL WINS

Win#	Opponent	Score	Date	Location	Coach
1	Belmont	12-0 (5)	2/17/07	Jacksonville, Ala.	Becky Clark
50	Middle Tennessee	2-0	3/21/08	Mobile, Ala.	Becky Clark
100	UAB	2-1	4/7/10	Birmingham, Ala.	Becky Clark
150	Lipscomb	9-2	3/2/12	Orlando, Fla.	Becky Clark
200	Samford	4-0	3/3/13	Birmingham, Ala.	Becky Clark
250	Illinois	5-2 (8)	3/9/14	Boca Raton, Fla.	Becky Clark
300	UTA	9-1	4/4/15	Arlington, Texas	Becky Clark
350	Central Arkansas	6-1	2/11/17	Mobile, Ala.	Becky Clark
375	ULM	7-4	4/23/17	Monroe, La.	Becky Clark
400	McNeese State	9-6	3/28/18	Mobile, Ala.	Becky Clark
*438	Georgia	9-8	2/12/21	Athens, Ga.	Becky Clark

HOME WINS

Win#	Opponent	Score	Date	Coach
1	Grambling State	13-1 (5)	2/24/07	Becky Clark
25	Northwestern State	11-2	2/6/09	Becky Clark
50	Jackson State	1-0	3/10/11	Becky Clark
75	Troy	5-2	5/5/12	Becky Clark
100	Austin Peay	12-0 (5)	2/9/14	Becky Clark
125	Georgia Southern	7-0	4/11/15	Becky Clark
150	Jacksonville State	1-0	2/11/17	Becky Clark
175	ULM	6-1	4/13/18	Becky Clark
*197	Appalachian State	13-9	3/7/20	Becky Clark

SUN BELT WINS

Win#	Opponent	Score	Date	Location	Coach
1	North Texas	1-0	3/17/07	Mobile, Ala.	Becky Clark
25	Louisiana	3-1	4/10/09	Mobile, Ala.	Becky Clark
50	Troy	4-3	5/7/11	Troy, Ala.	Becky Clark
75	Middle Tennessee	9-1	4/6/13	Murfreesboro, Tenn.	Becky Clark
100	ULM	2-0	3/15/15	Monroe, La.	Becky Clark
125	UTA	5-1	4/9/16	Mobile, Ala.	Becky Clark
150	Georgia Southern	8-0	3/18/18	Statesboro, Ga.	Becky Clark
*168	Appalachian State	13-9	3/7/20	Mobile, Ala.	Becky Clark

* Current Number in Category

2021 SOUTH ALABAMA SOFTBALL | OVERALL STATS

Record: 1-2 Home: 0-0 Away: 1-1 Neutral: 0-1 SBC: 0-0

Player	avg	gp-gs	ab	r	h	2b	3b	hr	rbi	tb	slg%	bb	hp	so	gdp	ob%	sf	sh	sb-att	po	a	e	fld%
17 Krzywiecki, Abby	.667	1-1	3	0	2	1	0	0	1	3	1.000	0	0	1	0	.667	0	0	0-0	0	0	0	.000
23 Wolfenden, Belle	.556	3-3	9	2	5	1	0	1	5	9	1.000	3	0	1	0	.667	0	0	0-0	5	4	2	.818
0 Keel, Meredith	.545	3-3	11	4	6	3	1	0	0	11	1.000	0	0	0	0	.545	0	1	0-0	3	7	1	.909
10 Wilcox, Cassidy	.333	1-1	3	0	1	0	0	0	0	1	.333	0	0	0	0	.333	0	0	0-0	8	0	0	1.000
11 Kvistad, Kamdyn	.250	2-1	4	0	1	0	0	0	0	1	.250	0	0	3	0	.250	0	0	0-0	4	0	1	.800
3 Kropp, Emma	.250	1-1	4	1	1	0	0	0	0	1	.250	0	1	2	0	.400	0	0	0-0	6	0	0	1.000
18 Brasher, Mackenzie	.222	3-2	9	0	2	0	0	0	0	2	.222	1	0	1	0	.300	0	0	0-0	1	0	0	1.000
12 Sloan, Shelby	.200	3-3	10	2	2	1	0	0	3	3	.300	2	0	3	0	.333	0	0	0-0	2	1	0	1.000
30 Gruich, Katelyn	.200	2-1	5	0	1	0	0	0	0	1	.200	0	0	4	0	.200	0	0	0-0	5	0	0	1.000
20 Stewart, Holly	.200	2-2	5	2	1	0	0	0	0	1	.200	2	1	0	0	.500	0	0	0-0	15	0	0	1.000
24 Flynn, Amanda	.200	3-2	5	1	1	1	0	0	1	2	.400	0	0	3	0	.200	0	0	0-0	4	0	0	1.000
19 Cronan, Kennedy	.143	3-2	7	1	1	1	0	0	3	2	.286	3	0	4	1	.400	0	0	0-0	1	5	2	.750
14 Welch, Bailey	.000	2-1	5	0	0	0	0	0	0	0	.000	0	0	4	0	.000	0	0	0-0	1	0	0	1.000
4 Hughen, Allie	.000	2-2	3	1	0	0	0	0	0	0	.000	2	0	1	0	.400	0	0	0-0	0	4	1	.800
6 Allen, Abby	.000	2-1	3	0	0	0	0	0	1	0	.000	1	0	3	0	.250	0	0	0-0	0	0	0	.000
7 Nichols, Caroline	.000	3-1	2	1	0	0	0	0	1	0	.000	1	0	2	0	.333	0	0	1-1	0	0	0	.000
Totals	.273	3	88	16	24	8	1	1	15	37	.420	15	2	32	1	.390	0	1	1-1	56	23	7	.919
Opponents	.275	3	80	25	22	3	1	6	23	45	.563	16	2	17	0	.404	1	1	5-5	63	21	3	.966

(All games Sorted by Earned run avg)

Player	era	w-l	app	gs	cg	sho	sv	ip	h	r	er	bb	so	2b	3b	hr	b/avg	wp	hp	bk	sfa	sha
4 Hughen, Allie	0.00	0-0	2	1	0	0/0	0	4.1	5	3	0	2	3	1	1	0	.238	0	1	0	0	0
99 Lackie, Olivia	7.70	0-2	3	2	0	0/0	1	10.0	12	13	11	11	10	2	0	2	.300	2	1	0	1	1
35 Hardy, Jenna	9.69	1-0	2	0	0	0/0	0	4.1	3	7	6	3	4	0	0	3	.176	0	0	0	0	0
16 Hutchins, Lexi	99.00	0-0	1	0	0	0/0	0	0.0	2	2	2	0	0	0	0	1	1.000	0	0	0	0	0
Totals	7.13	1-2	3	3	0	0/0	1	18.2	22	25	19	16	17	3	1	6	.275	2	2	0	1	1
Opponents	4.00	2-1	3	3	0	0/0	0	21.0	24	16	12	15	32	8	1	1	.273	3	2	0	0	1

2021 SOUTH ALABAMA SOFTBALL | IN WINS

Player	avg	gp-gs	ab	r	h	2b	3b	hr	rbi	tb	slg%	bb	hp	so	gdp	ob%	sf	sh	sb-att	po	a	e	fld%
23 Wolfenden, Belle	1.000	1-1	2	2	2	1	0	1	4	6	3.000	3	0	0	0	1.000	0	0	0-0	1	3	1	.800
0 Keel, Meredith	.500	1-1	4	2	2	2	0	0	0	4	1.000	0	0	0	0	.500	0	1	0-0	2	1	0	1.000
18 Brasher, Mackenzie	.400	1-1	5	0	2	0	0	0	0	2	.400	0	0	1	0	.400	0	0	0-0	0	0	0	.000
3 Kropp, Emma	.250	1-1	4	1	1	0	0	0	0	1	.250	0	1	2	0	.400	0	0	0-0	6	0	0	1.000
12 Sloan, Shelby	.250	1-1	4	0	1	0	0	0	2	1	.250	1	0	1	0	.400	0	0	0-0	1	0	0	1.000
20 Stewart, Holly	.000	1-1	3	2	0	0	0	0	0	0	.000	1	1	0	0	.400	0	0	0-0	10	0	0	1.000
6 Allen, Abby	.000	1-1	3	0	0	0	0	0	1	0	.000	1	0	3	0	.250	0	0	0-0	0	0	0	.000
19 Cronan, Kennedy	.000	1-1	2	1	0	0	0	0	0	0	.000	3	0	2	0	.600	0	0	0-0	1	3	2	.667
7 Nichols, Caroline	.000	1-1	2	0	0	0	0	0	1	0	.000	1	0	2	0	.333	0	0	0-0	0	0	0	.000
14 Welch, Bailey	.000	1-0	1	0	0	0	0	0	0	0	.000	0	0	1	0	.000	0	0	0-0	0	0	0	.000
Totals	.267	1	30	9	8	3	0	1	8	14	.467	10	2	12	0	.476	0	1	0-0	21	10	3	.917
Opponents	.250	1	32	8	8	1	1	3	7	20	.625	5	0	6	0	.351	0	0	0-0	21	5	2	.923

(Games won Sorted by Earned run avg)

Player	era	w-l	app	gs	cg	sho	sv	ip	h	r	er	bb	so	2b	3b	hr	b/avg	wp	hp	bk	sfa	sf
4 Hughen, Allie	0.00	0-0	1	1	0	0/0	0	3.2	3	2	0	1	3	0	1	0	.176	0	0	0	0	0
99 Lackie, Olivia	0.00	0-0	1	0	0	0/0	1	1.0	1	0	0	2	1	1	0	0	.250	0	0	0	0	0
35 Hardy, Jenna	12.00	1-0	1	0	0	0/0	0	2.1	2	4	4	2	2	0	0	2	.222	0	0	0	0	0
16 Hutchins, Lexi	99.00	0-0	1	0	0	0/0	0	0.0	2	2	2	0	0	0	0	1	1.000	0	0	0	0	0
Totals	6.00	1-0	1	1	0	0/0	1	7.0	8	8	6	5	6	1	1	3	.250	0	0	0	0	0
Opponents	5.00	0-1	1	1	0	0/0	0	7.0	8	9	5	10	12	3	0	1	.267	1	2	0	0	0

2021 SOUTH ALABAMA SOFTBALL | IN LOSSES

Player	avg	gp-gs	ab	r	h	2b	3b	hr	rbi	tb	slg%	bb	hp	so	gdp	ob%	sf	sh	sb-att	po	a	e	fld%
17 Krzywiecki, Abby	.667	1-1	3	0	2	1	0	0	1	3	1.000	0	0	1	0	.667	0	0	0-0	0	0	0	.000
0 Keel, Meredith	.571	2-2	7	2	4	1	1	0	0	7	1.000	0	0	0	0	.571	0	0	0-0	1	6	1	.875
20 Stewart, Holly	.500	1-1	2	0	1	0	0	0	0	1	.500	1	0	0	0	.667	0	0	0-0	5	0	0	1.000
23 Wolfenden, Belle	.429	2-2	7	0	3	0	0	0	1	3	.429	0	0	1	0	.429	0	0	0-0	4	1	1	.833
10 Wilcox, Cassidy	.333	1-1	3	0	1	0	0	0	0	1	.333	0	0	0	0	.333	0	0	0-0	8	0	0	1.000
11 Kvistad, Kamdyn	.250	2-1	4	0	1	0	0	0	0	1	.250	0	0	3	0	.250	0	0	0-0	4	0	1	.800
30 Gruich, Katelyn	.200	2-1	5	0	1	0	0	0	0	1	.200	0	0	4	0	.200	0	0	0-0	5	0	0	1.000
24 Flynn, Amanda	.200	2-2	5	0	1	1	0	0	1	2	.400	0	0	3	0	.200	0	0	0-0	4	0	0	1.000
19 Cronan, Kennedy	.200	2-1	5	0	1	1	0	0	3	2	.400	0	0	2	1	.200	0	0	0-0	0	2	0	1.000
12 Sloan, Shelby	.167	2-2	6	2	1	1	0	0	1	2	.333	1	0	2	0	.286	0	0	0-0	1	1	0	1.000
18 Brasher, Mackenzie	.000	2-1	4	0	0	0	0	0	0	0	.000	1	0	0	0	.200	0	0	0-0	1	0	0	1.000
14 Welch, Bailey	.000	1-1	4	0	0	0	0	0	0	0	.000	0	0	3	0	.000	0	0	0-0	1	0	0	1.000
4 Hughen, Allie	.000	2-2	3	1	0	0	0	0	0	0	.000	2	0	1	0	.400	0	0	0-0	0	2	1	.667
Totals	.276	2	58	7	16	5	1	0	7	23	.397	5	0	20	1	.333	0	0	1-1	35	13	4	.923
Opponents	.292	2	48	17	14	2	0	3	16	25	.521	11	2	11	0	.435	1	1	5-5	42	16	1	.983

(Games lost Sorted by Earned run avg)

Player	era	w-l	app	gs	cg	sho	sv	ip	h	r	er	bb	so	2b	3b	hr	b/avg	wp	hp	bk	sfa	sha
4 Hughen, Allie	0.00	0-0	1	0	0	0/0	0	0.2	2	1	0	1	0	1	0	0	.500	0	1	0	0	0
35 Hardy, Jenna	7.00	0-0	1	0	0	0/0	0	2.0	1	3	2	1	2	0	0	1	.125	0	0	0	0	0
99 Lackie, Olivia	8.56	0-2	2	2	0	0/0	0	9.0	11	13	11	9	9	1	0	2	.306	2	1	0	1	1
Totals	7.80	0-2	2	2	0	0/0	0	11.2	14	17	13	11	11	2	0	3	.292	2	2	0	1	1
Opponents	3.50	2-0	2	2	0	0/0	0	14.0	16	7	7	5	20	5	1	0	.276	2	0	0	0	0

2021 SOUTH ALABAMA LINE SCORES

Game 1 | at No. 14 Georgia 8, South Alabama 3 (Game 1)
Feb. 12, 2021 | Turner Softball Stadium | Athens, Ga.
14th Annual Red & Black Showcase

Score by Innings	1	2	3	4	5	6	7	R	H	E
South Alabama	0	0	3	0	0	0	0	3	5	3
Georgia	0	2	0	3	2	1	X	8	7	0

WP - M. Avant (1-0) LP - O. Lackie (0-1).
HR - UGA: J. Morgan (1)
T - 2:12

Game 2 | South Alabama 9, at No. 14 Georgia 8 (Game 2)
Feb. 12, 2021 | Turner Softball Stadium | Athens, Ga.
14th Annual Red & Black Showcase

Score by Innings	1	2	3	4	5	6	7	R	H	E
South Alabama	0	0	4	1	0	0	4	9	8	3
Georgia	0	0	0	2	0	2	4	8	8	2

WP - J. Hardy (1-0) SV - O. Lackie (1) LP - A. Cutting (0-1).
HR - USA: B. Wolfenden (1); UGA: S. Kuma (1), L. Fincher (1), S. Chambley (1)
T - 2:53

Game 3 | Virginia 9, South Alabama 4
Feb. 13, 2021 | Turner Softball Stadium | Athens, Ga.
14th Annual Red & Black Showcase

Score by Innings	1	2	3	4	5	6	7	R	H	E
South Alabama	0	2	0	0	2	0	0	4	11	1
Virginia	2	0	0	1	0	6	X	9	7	1

WP - M. Harris (1-1) LP - O. Lackie (0-2).
HR - USA: K. Goldberg (1), K. Covington (1)
T - 2:34

Game 4 | South Alabama vs. Murray State
Feb. 19, 2021 | Jaguar Field | Mobile, Ala.
Jaguar Classic presented by Marriott Mobile

Score by Innings	1	2	3	4	5	6	7	R	H	E
Murray State								0	0	0
South Alabama								0	0	0

WP --- (0-0) LP --- (0-0).
HR --- (-)
T ---

Game 5 | South Alabama vs. Lipscomb
Feb. 19, 2021 | Jaguar Field | Mobile, Ala.
Jaguar Classic presented by Marriott Mobile

Score by Innings	1	2	3	4	5	6	7	R	H	E
Lipscomb								0	0	0
South Alabama								0	0	0

WP --- (0-0) LP --- (0-0).
HR --- (-)
T ---

Game 6 | South Alabama vs. Murray State
Feb. 20, 2021 | Jaguar Field | Mobile, Ala.
Jaguar Classic presented by Marriott Mobile

Score by Innings	1	2	3	4	5	6	7	R	H	E
Murray State								0	0	0
South Alabama								0	0	0

WP --- (0-0) LP --- (0-0).
HR --- (-)
T ---

Game 7 | South Alabama vs. Butler
Feb. 20, 2021 | Jaguar Field | Mobile, Ala.
Jaguar Classic presented by Marriott Mobile

Score by Innings	1	2	3	4	5	6	7	R	H	E
Butler								0	0	0
South Alabama								0	0	0

WP --- (0-0) LP --- (0-0).
HR --- (-)
T ---

Game 8 | South Alabama vs. Lipscomb
Feb. 21, 2021 | Jaguar Field | Mobile, Ala.
Jaguar Classic presented by Marriott Mobile

Score by Innings	1	2	3	4	5	6	7	R	H	E
Lipscomb								0	0	0
South Alabama								0	0	0

WP --- (0-0) LP --- (0-0).
HR --- (-)
T ---

Game 9 | South Alabama vs. Missouri
Feb. 26, 2021 | Jaguar Field | Mobile, Ala.
South Alabama Invitational

Score by Innings	1	2	3	4	5	6	7	R	H	E
Missouri								0	0	0
South Alabama								0	0	0

WP --- (0-0) LP --- (0-0).
HR --- (-)
T ---

Game 10 | South Alabama vs. Middle Tennessee
Feb. 27, 2021 | Jaguar Field | Mobile, Ala.
South Alabama Invitational

Score by Innings	1	2	3	4	5	6	7	R	H	E
Middle Tennessee								0	0	0
South Alabama								0	0	0

WP --- (0-0) LP --- (0-0).
HR --- (-)
T ---

Game 11 | South Alabama vs. Southern Illinois - Edwardsville
Feb. 27, 2021 | Jaguar Field | Mobile, Ala.
South Alabama Invitational

Score by Innings	1	2	3	4	5	6	7	R	H	E
SIUE								0	0	0
South Alabama								0	0	0

WP --- (0-0) LP --- (0-0).
HR --- (-)
T ---

Game 12 | South Alabama vs. Northwestern State
Feb. 28, 2021 | Jaguar Field | Mobile, Ala.
South Alabama Invitational

Score by Innings	1	2	3	4	5	6	7	R	H	E
Northwestern State								0	0	0
South Alabama								0	0	0

WP --- (0-0) LP --- (0-0).
HR --- (-)
T ---

Game 13 | South Alabama vs. Northern Iowa (Game 1)
March 5, 2021 | Rhoads Stadium | Tuscaloosa, Ala.
Easton T-Town Showdown

Score by Innings	1	2	3	4	5	6	7	R	H	E
--								0	0	0
South Alabama								0	0	0

WP --- (0-0) LP --- (0-0).
HR --- (-)
T ---

Game 14 | South Alabama vs. Northern Iowa (Game 2)
March 5, 2021 | Rhoads Stadium | Tuscaloosa, Ala.
Easton T-Town Showdown

Score by Innings	1	2	3	4	5	6	7	R	H	E
--								0	0	0
South Alabama								0	0	0

WP --- (0-0) LP --- (0-0).
HR --- (-)
T ---

Game 15 | South Alabama vs. Kent State (Game 1)
March 6, 2021 | Rhoads Stadium | Tuscaloosa, Ala.
Easton T-Town Showdown

Score by Innings	1	2	3	4	5	6	7	R	H	E
--								0	0	0
South Alabama								0	0	0

WP --- (0-0) LP --- (0-0).
HR --- (-)
T ---

Game 16 | South Alabama vs. Kent State (Game 2)
March 6, 2021 | Rhoads Stadium | Tuscaloosa, Ala.
Easton T-Town Showdown

Score by Innings	1	2	3	4	5	6	7	R	H	E
--								0	0	0
South Alabama								0	0	0

WP --- (0-0) LP --- (0-0).
HR --- (-)
T ---

Game 17 | South Alabama at Alabama
March 7, 2021 | Rhoads Stadium | Tuscaloosa, Ala.
Easton T-Town Showdown

Score by Innings	1	2	3	4	5	6	7	R	H	E
South Alabama								0	0	0
Alabama								0	0	0

WP --- (0-0) LP --- (0-0).
HR --- (-)
T ---

Game 18 | South Alabama at Ole Miss
March 10, 2021 | Ole Miss Softball Complex | Oxford, Miss.

Score by Innings	1	2	3	4	5	6	7	R	H	E
--								0	0	0
South Alabama								0	0	0

WP --- (0-0) LP --- (0-0).
HR --- (-)
T ---

Game 19 | South Alabama vs. Appalachian State (Game 1)
March 13, 2021 | Jaguar Field | Mobile, Ala.

Score by Innings	1	2	3	4	5	6	7	R	H	E
Appalachian State								0	0	0
South Alabama								0	0	0

WP --- (0-0) LP --- (0-0).
HR --- (-)
T ---

Game 20 | South Alabama vs. Appalachian State (Game 2)
March 13, 2021 | Jaguar Field | Mobile, Ala.

Score by Innings	1	2	3	4	5	6	7	R	H	E
Appalachian State								0	0	0
South Alabama								0	0	0

WP --- (0-0) LP --- (0-0).
HR --- (-)
T ---

Game 21 | South Alabama vs. Appalachian State
March 14, 2021 | Jaguar Field | Mobile, Ala.

Score by Innings	1	2	3	4	5	6	7	R	H	E
Appalachian State								0	0	0
South Alabama								0	0	0

WP --- (0-0) LP --- (0-0).
HR --- (-)
T ---

Game 22 | South Alabama vs. Southern Mississippi
March 17, 2021 | Jaguar Field | Mobile, Ala.

Score by Innings	1	2	3	4	5	6	7	R	H	E
Southern Miss								0	0	0
South Alabama								0	0	0

WP --- (0-0) LP --- (0-0).
HR --- (-)
T ---

Game 23 | South Alabama at Coastal Carolina (Game 1)
March 20, 2021 | St. John Stadium | Conway, S.C.

Score by Innings	1	2	3	4	5	6	7	R	H	E
South Alabama								0	0	0
Coastal Carolina								0	0	0

WP --- (0-0) LP --- (0-0).
HR --- (-)
T ---

Game 24 | South Alabama at Coastal Carolina (Game 2)
March 20, 2021 | St. John Stadium | Conway, S.C.

Score by Innings	1	2	3	4	5	6	7	R	H	E
South Alabama								0	0	0
Coastal Carolina								0	0	0

WP --- (0-0) LP --- (0-0).
HR --- (-)
T ---

Game 25 | South Alabama at Coastal Carolina
March 21, 2021 | St. John Stadium | Conway, S.C.

Score by Innings	1	2	3	4	5	6	7	R	H	E
South Alabama								0	0	0
Coastal Carolina								0	0	0

WP --- (0-0) LP --- (0-0).
HR --- (-)
T ---

Game 26 | South Alabama vs. LSU
March 24, 2021 | Jaguar Field | Mobile, Ala.

Score by Innings	1	2	3	4	5	6	7	R	H	E
LSU								0	0	0
South Alabama								0	0	0

WP --- (0-0) LP --- (0-0).
HR --- (-)
T ---

Game 27 | South Alabama at Louisiana
March 26, 2021 | Lamson Park | Lafayette, La.

Score by Innings	1	2	3	4	5	6	7	R	H	E
South Alabama								0	0	0
Louisiana								0	0	0

WP --- (0-0) LP --- (0-0).
HR --- (-)
T ---

Game 28 | South Alabama at Louisiana
March 27, 2021 | Lamson Park | Lafayette, La.

Score by Innings	1	2	3	4	5	6	7	R	H	E
South Alabama								0	0	0
Louisiana								0	0	0

WP --- (0-0) LP --- (0-0).
HR --- (-)
T ---

Game 29 | South Alabama at Louisiana
March 28, 2021 | Lamson Park | Lafayette, La.

Score by Innings	1	2	3	4	5	6	7	R	H	E
South Alabama								0	0	0
Louisiana								0	0	0

WP --- (0-0) LP --- (0-0).
HR --- (-)
T ---

Game 30 | South Alabama vs. McNeese State
March 31, 2021 | Jaguar Field | Mobile, Ala.

Score by Innings	1	2	3	4	5	6	7	R	H	E
McNeese State								0	0	0
South Alabama								0	0	0

WP --- (0-0) LP --- (0-0).
HR --- (-)
T ---

Game 31 | South Alabama vs. Nicholls State
April 6, 2021 | Jaguar Field | Mobile, Ala.

Score by Innings	1	2	3	4	5	6	7	R	H	E
Nicholls State								0	0	0
South Alabama								0	0	0

WP --- (0-0) LP --- (0-0).
HR --- (-)
T ---

0 Meredith KEEL	
Junior 5-4 INF L-R	Major: Professional Health Sciences
Ashville, Ohio Wright State University Teays Valley HS	
	2021 Career
Hitting Streak	3 4*
Reached Base Streak	3 8*
Multiple Hit Games	2 3 4 5+ Total
2019*	7 1 -- -- 8
2020*	2 2 -- -- 4
2021	3 -- -- -- 2
Career	12 3 -- -- 15
Multiple Hit Games	2 3 4 5+ Total
2019*	2 -- -- -- 2
2020*	-- 2 -- -- 2
2021	-- -- -- -- --
Career	2 2 -- -- 2

CAREER HIGHS * -- at Wright State

Runs 3, at Youngstown State (4/16/19)*
 Hits 3, at Morehead State (3/19/19)*
 Doubles 2, at Georgia (2/12/21)
 Triples 1, 3x, last vs. Virginia (2/13/21)
 Home Runs --
 RBI 3, 2x, last vs. New Mexico State (3/6/20)*
 Walks 4, vs. Valparaiso (2/24/19)*
 Stolen Bases 2, 2x, last vs. Northern Kentucky (4/2/19)*

1 Kelsie RIVERS	
Junior 5-8 P R-R	Major: Business Administration
Tallahassee, Fla. College of Central Florida Lincoln HS	
	2021 Career
Complete Games	-- 1
Shutouts	-- --
No-Hitters	-- --
Perfect Games	-- --
Double-Digit K's	-- --

CAREER HIGHS

Innings Pitched 6.0, vs. Texas State (2/7/20)
 Walks Allowed 3, 2x, last vs. Stephen F. Austin (2/23/20)
 Strikeouts 5, vs. Austin Peay (2/15/20)
 Hits Allowed 8, 2x, last vs. Austin Peay (2/15/20)
 Home Runs Allowed 1, 4x, last vs. Seton Hall (2/28/20)
 Runs Allowed 7, vs. Austin Peay (2/15/20)

3 Emma KROPP	
Junior 5-9 C R-R	Major: Business Administration
Fairhope, Ala. Fairhope HS	
	2021 Career
Hitting Streak	1 2
Reached Base Streak	1 2
Multiple Hit Games	2 3 4 5+ Total
2020	-- -- -- -- --
2021	-- -- -- -- --
Career	-- -- -- -- --
Multiple RBI Games	2 3 4 5+ Total
2020	-- -- -- -- --
2021	-- -- -- -- --
Career	-- -- -- -- --

CAREER HIGHS

Runs 1, 3x, last at Georgia (2/12/21)
 Hits 1, 4x, last at Georgia (2/12/21)
 Doubles 1, vs. Florida Atlantic (3/1/20)
 Triples --
 Home Run --
 RBI 1, Appalachian State (3/7/20)
 Walks 2, vs. Memphis (2/21/20)
 Stolen Bases --

4 Allie HUGHEN	
Senior 5-8 P / INF R-R	Major: Interdisciplinary Studies
Vista, Calif. Palomar College Rancho Buena Vista HS	
	2021 Career
Hitting Streak	-- 5
Reached Base Streak	2 7
Multiple Hit Games	2 3 4 5+ Total
2020	2 -- -- -- 2
2021	-- -- -- -- --
Career	2 -- -- -- 2
Multiple RBI Games	2 3 4 5+ Total
2020	2 -- -- -- 2
2021	-- -- -- -- --
Career	2 -- -- -- 2

CAREER HIGHS

Runs 3, vs. Austin Peay (2/15/20)
 Hits 2, 2x, last vs. Appalachian State (3/8/20)
 Doubles 1, 4x, last vs. Appalachian State (3/6/20)
 Triples 1, vs. Jacksonville (2/21/20)
 Home Runs --
 RBI 2, 2x, last vs. Appalachian State (3/7/20)
 Walks 2, 2x, last vs. Appalachian State (3/6/20)
 Stolen Bases 1, vs. Southern (2/11/20)

	2021 Career
Complete Games	-- 3
Shutouts	-- --
No-Hitters	-- --
Perfect Games	-- --
Double-Digit K's	-- --

CAREER HIGHS

Innings Pitched 9.0, vs. Florida Atlantic (3/1/20)
 Walks Allowed 6, vs. Memphis (2/28/20)
 Strikeouts 8, vs. Middle Tennessee (2/28/20)
 Hits Allowed 12, vs. Missouri (2/7/20)
 Home Runs Allowed 3, vs. Missouri (2/7/20)
 Runs Allowed 7, vs. Missouri (2/7/20)

5 Camryn MCLEMORE	
Sophomore 5-9 INF R-R	Major: Exercise Science - Pre-Professional
Saraland, Ala. Saraland HS	
	2021 Career
Hitting Streak	-- 1
Reached Base Streak	-- 1
Multiple Hit Games	2 3 4 5+ Total
2020	-- -- -- -- --
2021	-- -- -- -- --
Career	-- -- -- -- --
Multiple RBI Games	2 3 4 5+ Total
2020	1 -- -- -- 1
2021	-- -- -- -- --
Career	1 -- -- -- 1

CAREER HIGHS

Runs 1, vs. Evansville (2/15/20)
 Hits 1, vs. Evansville (2/15/20)
 Doubles --
 Triples --
 Home Runs --
 RBI 2, vs. Evansville (2/15/20)
 Walks --
 Stolen Bases --

6 Abby ALLEN	
Freshman 5-4 INF / UTL R-R	Major: Exercise Science
Monroe, La. Ouachita High School HS	
	2021 Career
Hitting Streak	-- --
Reached Base Streak	1 1
Multiple Hit Games	2 3 4 5+ Total
2021	-- -- -- -- --
Career	-- -- -- -- --
Multiple Hit Games	2 3 4 5+ Total
2021	-- -- -- -- --
Career	-- -- -- -- --

CAREER HIGHS

Runs --
 Hits --
 Doubles --
 Triples --
 Home Runs --
 RBI 1, at Georgia (2/12/21)
 Walks 1, at Georgia (2/12/21)
 Stolen Bases --

7 Carolinie "Pepper" NICHOLS	
Junior 5-1 OF L-R	Major: Business Administration
Hoover, Ala. Hoover HS	
	2021 Career
Hitting Streak	-- 2
Reached Base Streak	1 3
Multiple Hit Games	2 3 4 5+ Total
2019	-- -- -- -- --
2020	-- -- -- -- --
2021	-- -- -- -- --
Career	-- -- -- -- --
Multiple RBI Games	2 3 4 5+ Total
2019	-- -- -- -- --
2020	-- -- -- -- --
2021	-- -- -- -- --
Career	-- -- -- -- --

CAREER HIGHS

Runs 1, 19x, last at Georgia (2/12/21)
 Hits 1, 2x, last vs. Illinois (2/8/20)
 Doubles --
 Triples --
 Home Runs --
 RBI --
 Walks 1, 3x, last at Georgia (2/12/21)
 Stolen Bases 1, vs. Virginia (2/13/21)

9 Jordyn CALDERON	
Senior 5-5 INF R-R	Major: Strategic Communications
Jackson, N.J. Jackson Memorial HS	
	2021 Career
Hitting Streak	-- --
Reached Base Streak	-- 3
Multiple Hit Games	2 3 4 5+ Total
2019	-- -- -- -- --
2020	-- -- -- -- --
2021	-- -- -- -- --
Career	-- -- -- -- --
Multiple RBI Games	2 3 4 5+ Total
2019	-- -- -- -- --
2020	-- -- -- -- --
2021	-- -- -- -- --
Career	-- -- -- -- --

CAREER HIGHS

Runs 1, 13x, last vs. Virginia (2/13/21)
 Hits --
 Doubles --
 Triples --
 Home Runs --
 RBI 1, 2x, last vs. Appalachian State (3/7/20)
 Walks 3, vs. Appalachian State (3/7/20)
 Stolen Bases --

10 Kassidy WILCOX

Sophomore | 5-6 | C | R-R | Major: Business Administration
 Brantley, Ala. | Brantley HS

	2021		Career	
Hitting Streak	1		5	
Reached Base Streak	1		5	
Multiple Hit Games	2	3	4	5+ Total
2020	2	1	--	-- 3
2021	--	--	--	-- --
Career	2	1	--	-- 3
Multiple RBI Games	2	3	4	5+ Total
2020	1	--	1	-- 2
2021	--	--	--	-- --
Career	1	--	1	-- 2

CAREER HIGHS
 Runs 3, at Youngstown State (4/16/19)*
 Hits 3, at Morehead State (3/19/19)*
 Doubles 1, vs. Northern Kentucky (4/2/19)*
 Triples 1, 2x, last at Presbyterian College (2/28/20)*
 Home Runs --
 RBI 3, 2x, last vs. New Mexico State (3/6/20)*
 Walks 4, vs. Valparaiso (2/24/19)*
 Stolen Bases 2, 2x, last vs. Northern Kentucky (4/2/19)*

11 Kamdyn KVISTAD

Senior | 5-6 | C | INF | R-R | Major: General Management
 Lake City, Fla. | Columbia HS

	2021		Career	
Hitting Streak	1		10	
Reached Base Streak	1		13	
Multiple Hit Games	2	3	4	5+ Total
2018	8	1	1	-- 10
2019	6	5	1	-- 12
2020	4	2	--	-- 6
2021	--	--	--	-- --
Career	18	8	2	-- 28
Multiple RBI Games	2	3	4	5+ Total
2018	1	1	2	-- 4
2019	5	4	--	-- 9
2020	--	3	--	-- 3
2021	--	--	--	-- --
Career	6	8	2	-- 16

CAREER HIGHS
 Runs 3, 2x, last vs. Savannah State (3/2/19)
 Hits 4, 2x, last vs. Bradley (3/2/19)
 Doubles 2, 2x, last vs. Appalachian State (3/6/20)
 Triples 1, vs. Illinois (2/8/20)
 Home Runs 3, at Coastal Carolina (4/28/18)
 RBI 4, 2x, last at Coastal Carolina (4/28/18)
 Walks 3, at UAB (2/28/18)
 Stolen Bases 1, vs. Austin Peay (2/14/20)

12 Shelby SLOAN

Freshman (RS) | 5-7 | OF | L-R | Major: Speech & Hearing Science
 Baker, Fla. | Baker HS

	2021		Career	
Hitting Streak	2		4	
Reached Base Streak	3		4	
Multiple Hit Games	2	3	4	5+ Total
2020	1	--	--	-- 1
2021	--	--	--	-- --
Career	1	--	--	-- 1
Multiple RBI Games	2	3	4	5+ Total
2020	--	--	--	-- --
2021	1	--	--	-- 1
Career	1	--	--	-- 1

CAREER HIGHS
 Runs 2, vs. Illinois (2/8/20)
 Hits 2, vs. Texas State (2/20/20)
 Doubles --
 Triples --
 Home Runs 1, vs. Texas State (2/20/20)
 RBI 2, at Georgia (2/12/21)
 Walks --
 Stolen Bases 1, vs. Illinois (2/8/20)

14 Bailey WELCH

Freshman | 5-6 | OF | L-R | Major: Biomedical Sciences
 Hueytown, Ala. | Bessemer Academy

	2021		Career	
Hitting Streak	--		--	
Reached Base Streak	--		--	
Multiple Hit Games	2	3	4	5+ Total
2021	--	--	--	-- --
Career	--	--	--	-- --
Multiple Hit Games	2	3	4	5+ Total
2021	--	--	--	-- --
Career	--	--	--	-- --

CAREER HIGHS
 Runs --
 Hits --
 Doubles --
 Triples --
 Home Runs --
 RBI --
 Walks --
 Stolen Bases --

16 Lexie HUTCHINSON

Sophomore | 5-8 | P | R-R | Major: Exercise Science - Pre-Professional
 Joaquin, Texas | North Desota [La.] HS

	2021		Career	
Complete Games	--		--	
Shutouts	--		--	
No-Hitters	--		--	
Perfect Games	--		--	
Double-Digit K's	--		--	

CAREER HIGHS
 Innings Pitched 4.2, vs. Illinois (2/8/20)
 Walks Allowed 1, vs. Appalachian State (3/6/20)
 Strikeouts 3, 3x, last vs. Appalachian State (3/6/20)
 Hits Allowed 10, vs. Memphis (2/22/20)
 Home Runs Allowed 1, 2x, last at Georgia (2/12/21)
 Runs Allowed 6, vs. Memphis (2/22/20)

17 Abby KRZYWIECKI

Senior | 5-7 | INF | R-R | Major: Marketing
 Brighton, Mich. | Mercy HS

	2021		Career	
Hitting Streak	1		6	
Reached Base Streak	1		11	
Multiple Hit Games	2	3	4	5+ Total
2017	1	--	--	-- 1
2018	1	--	--	-- 1
2019	3	2	--	-- 5
2020	1	--	--	-- 1
2021	1	--	--	-- 1
Career	7	2	--	-- 9
Multiple RBI Games	2	3	4	5+ Total
2017	1	--	--	-- 1
2018	1	--	--	-- 1
2019	5	1	1	-- 7
2020	1	--	--	-- 1
2021	--	--	--	-- --
Career	8	1	1	-- 10

CAREER HIGHS
 Runs 2, 2x, last vs. Illinois (2/10/18)
 Hits 3, 2x, last vs. Texas State (3/15/19)
 Doubles 1, 12x, last vs. Virginia (2/13/21)
 Triples 1, 2x, last vs. Southern (2/11/20)
 Home Runs 1, 9x, last at McNeese State (2/18/20)
 RBI 4, at Georgia State (4/13/19)
 Walks 3, 2x, last at Georgia State (4/12/19)
 Stolen Bases 1, 2x, last vs. Georgia Southern (4/28/19)

18 Mackenzie BRASHER

Sophomore | 5-6 | OF | L-R | Major: Exercise Science - Health & Fitness
 Orange Beach, Ala. | Gulf Shores HS

	2021		Career	
Hitting Streak	1		6	
Reached Base Streak	2		10	
Multiple Hit Games	2	3	4	5+ Total
2020	5	--	--	-- 5
2021	1	--	--	-- 1
Career	6	--	--	-- 6
Multiple RBI Games	2	3	4	5+ Total
2020	--	--	--	-- --
2021	--	--	--	-- --
Career	--	--	--	-- --

CAREER HIGHS
 Runs 2, 2x, last vs. Illinois (2/10/18)
 Hits 3, 2x, last vs. Texas State (3/15/19)
 Doubles 1, 11x, last at Troy (5/4/19)
 Triples 1, 2x, last vs. Southern (2/11/20)
 Home Run 1, 9x, last at McNeese State (2/18/20)
 RBI 4, at Georgia State (4/13/19)
 Walks 3, 2x, last at Georgia State (4/12/19)
 Stolen Bases 1, 2x, last vs. Georgia Southern (4/28/19)

19 Kennedy CRONAN

Junior | 5-8 | INF | R-R | Major: Criminal Justice
 Daphne, Ala. | Daphne HS

	2021		Career	
Hitting Streak	1		8	
Reached Base Streak	2		9	
Multiple Hit Games	2	3	4	5+ Total
2019	10	--	2	-- 12
2020	4	--	--	-- 4
2021	--	--	--	-- --
Career	14	--	2	-- 16
Multiple RBI Games	2	3	4	5+ Total
2019	7	3	--	-- 10
2020	1	--	--	-- 1
2021	--	1	--	-- 1
Career	8	4	--	-- 12

CAREER HIGHS
 Runs 2, 5x, last at ULM (4/20/19)
 Hits 4, 2x, last at ULM (4/20/19)
 Doubles 1, 13x, last at Georgia (2/12/21)
 Triples 1, vs. Iowa (2/29/20)
 Home Runs 1, 11x, last at Troy (5/4/19)
 RBI 3, 4x, last at Georgia (2/12/21)
 Walks 3, at Georgia (2/12/21)
 Stolen Bases --

20 Holly STEWART

Junior | 5-7 | INF | R-R | Major: Sport & Recreation Management
 Conway, Ark. | Pensacola State College | Conway HS

	2021		Career	
Hitting Streak	1		5	
Reached Base Streak	2		6	
Multiple Hit Games	2	3	4	5+ Total
2019	--	--	--	-- --
2020	1	--	--	-- 1
2021	--	--	--	-- --
Career	1	--	--	-- 1
Multiple RBI Games	2	3	4	5+ Total
2019	1	--	--	-- 1
2020	--	--	--	-- --
2021	--	--	--	-- --
Career	1	--	--	-- 1

CAREER HIGHS
 Runs 2, at Georgia (2/12/21)
 Hits 2, vs. Seton Hall (2/28/20)
 Doubles 1, vs. Texas State (3/15/19)
 Triples --
 Home Runs --
 RBI 2, at Appalachian State (3/30/19)
 Walks 1, 5x, last at Georgia (2/12/21)
 Stolen Bases --

21 Hannah OGEA

Freshman | 5-7 | UTL | R-R | Major: Biology
Baton Rouge, La. | University Lab HS

	2021		Career	
Hitting Streak	--	--	--	--
Reached Base Streak	--	--	--	--
Multiple Hit Games	2	3	4	5+ Total
2021	--	--	--	--
Career	--	--	--	--
Multiple Hit Games	2	3	4	5+ Total
2021	--	--	--	--
Career	--	--	--	--

CAREER HIGHS
 Runs
 Hits
 Doubles
 Triples
 Home Runs
 RBI
 Walks
 Stolen Bases

22 Breanna BARLOW

Junior | 5-8 | INF / UTL | R-R | Major: Education - Secondary
Tallahassee, Fla. | College of Central Florida | Lincoln HS

	2021		Career	
Hitting Streak	--	--	3	3
Reached Base Streak	--	--	3	3
Multiple Hit Games	2	3	4	5+ Total
2020	1	--	--	--
2021	--	--	--	--
Career	1	--	--	1
Multiple RBI Games	2	3	4	5+ Total
2020	2	--	--	--
2021	--	--	--	--
Career	2	--	--	2

CAREER HIGHS
 Runs 1, vs. Austin Peay (2/15/20)
 Hits 2, vs. Austin Peay (2/15/20)
 Doubles
 Triples
 Home Runs
 RBI 2, 2x, last vs. Seton Hall (2/28/20)
 Walks
 Stolen Bases

23 Belle WOLFENDEN

Freshman | 5-4 | INF | R-R | Major: Interdisciplinary Studies
Cantonment, Fla. | Gulf Coast [Fla.] State College | Tate HS

	2021		Career	
Hitting Streak	3	3	3	3
Reached Base Streak	3	3	3	3
Multiple Hit Games	2	3	4	5+ Total
2021	2	--	--	--
Career	2	--	--	2
Multiple Hit Games	2	3	4	5+ Total
2021	--	--	1	--
Career	--	--	1	--

CAREER HIGHS
 Runs 2, at Georgia (2/12/21)
 Hits 2, 2x, last vs. Virginia (2/13/21)
 Doubles
 Triples 1, at Georgia (2/12/21)
 Home Runs 1, at Georgia (2/12/21)
 RBI 4, at Georgia (2/12/21)
 Walks 3, at Georgia (2/12/21)
 Stolen Bases

24 Amanda FLYNN

Senior | 5-3 | OF | R-L | Major: Sport & Recreation Management
Plantation, Fla. | Coral Springs Charter School

	2021		Career	
Hitting Streak	1	3	3	3
Reached Base Streak	1	6	6	6
Multiple Hit Games	2	3	4	5+ Total
2019	--	--	--	--
2020	4	--	1	--
2021	--	--	--	--
Career	4	--	1	--
Multiple RBI Games	2	3	4	5+ Total
2019	--	--	--	--
2020	1	--	--	--
2021	--	--	--	--
Career	1	--	--	1

CAREER HIGHS
 Runs 1, 26x, last vs. Appalachian State (3/6/20)
 Hits 4, vs. Austin Peay (2/15/20)
 Doubles 1, 3x, last vs. Virginia (2/13/21)
 Triples 1, 2x, last vs. Illinois (2/8/20)
 Home Runs 1, vs. Florida Atlantic (3/1/20)
 RBI 2, 3x, last vs. Florida Atlantic (3/1/20)
 Walks 1, 11x, last vs. Appalachian State (3/6/20)
 Stolen Bases 1, 6x, last vs. Appalachian State (3/8/20)

25 Janeah FINNEY

Junior | 5-5 | UTL | R-R | Major: Exercise Science - Health & Fitness
Whatley, Ala. | Bishop State Community College | Clarke County HS

	2021		Career	
Hitting Streak	--	--	--	--
Reached Base Streak	--	--	--	--
Multiple Hit Games	2	3	4	5+ Total
2021	--	--	--	--
Career	--	--	--	--
Multiple Hit Games	2	3	4	5+ Total
2021	--	--	--	--
Career	--	--	--	--

CAREER HIGHS
 Runs
 Hits
 Doubles
 Triples
 Home Runs
 RBI
 Walks
 Stolen Bases

28 Kaitlyn HUGHES

Freshman | 5-7 | P | L-L | Major: Biomedical Sciences
Trussville, Ala. | Hewitt-Trussville HS

	2021	Career
Complete Games	--	--
Shutouts	--	--
No-Hitters	--	--
Perfect Games	--	--
Double-Digit K's	--	--

CAREER HIGHS
 Innings Pitched
 Walks Allowed
 Strikeouts
 Hits Allowed
 Home Runs Allowed
 Runs Allowed

30 Katelyn GRUICH

Senior | 5-9 | INF | R-R | Major: Professional Health Sciences
Biloxi, Miss. | St. Martin HS

	2021		Career	
Hitting Streak	--	--	6	6
Reached Base Streak	--	--	11	11
Multiple Hit Games	2	3	4	5+ Total
2017	--	--	--	--
2018	2	1	--	--
2019	7	1	--	--
2020	2	1	--	--
2021	--	--	--	--
Career	11	3	--	--
Multiple RBI Games	2	3	4	5+ Total
2017	1	1	1	--
2018	1	--	1	--
2019	2	4	--	--
2020	2	--	1	--
2021	--	--	--	--
Career	6	5	3	--

CAREER HIGHS
 Runs 3, 2x, last vs. Southern (4/11/18)
 Hits 3, 3x, last vs. Evansville (2/15/20)
 Doubles 2, vs. ULM (4/13/18)
 Triples 1, vs. Illinois (2/8/20)
 Home Runs 2, vs. Southern (4/11/18)
 RBI 4, 3x, last vs. Stephen F. Austin (2/22/20)
 Walks 3, vs. Appalachian State (3/7/20)
 Stolen Bases

34 Victoria ORTIZ

Sophomore (RS) | 5-6 | OF | L-L | Major: Exercise Science - Health & Fitness
Mobile, Ala. | Baker HS

	2021		Career	
Hitting Streak	--	--	10	10
Reached Base Streak	--	--	10	10
Multiple Hit Games	2	3	4	5+ Total
2019	12	1	1	--
2020	--	--	--	--
2021	--	--	--	--
Career	12	1	1	--
Multiple RBI Games	2	3	4	5+ Total
2019	3	2	--	--
2020	--	--	--	--
2021	--	--	--	--
Career	3	2	--	--

CAREER HIGHS
 Runs 3, 2x, last at ULM (4/20/19)
 Hits 4, at ULM (4/20/19)
 Doubles 2, vs. Coastal Carolina (4/6/19)
 Triples
 Home Runs 2, at ULM (4/20/19)
 RBI 3, 2x, last at Georgia State (4/12/19)
 Walks 2, vs. Texas State (3/15/19)
 Stolen Bases

35 Jenna HARDY

Sophomore | 6-1 | P | R-R | Major: Exercise Science - Health & Fitness
Whitehouse, Ohio | Anthony Wayne HS

	2021	Career
Complete Games	--	2
Shutouts	--	--
No-Hitters	--	--
Perfect Games	--	--
Double-Digit K's	--	--

CAREER HIGHS
 Innings Pitched 15.0+, at Nicholls State (2/25/20)
 Walks Allowed 7, vs. Minnesota (2/8/20)
 Strikeouts 9, vs. Southern (2/11/20)
 Hits Allowed 13, at Nicholls State (2/25/20)
 Home Runs Allowed 2, at Georgia (2/12/21)
 Runs Allowed 8, 2x, last at LSU (3/10/20)

99 Olivia LACKIE

Freshman | 6-0 | P | R-R Major: Biology

Walker, La. | Holden HS

	2021	Career
Complete Games	--	--
Shutouts	--	--
No-Hitters	--	--
Perfect Games	--	--
Double-Digit K's	--	--

CAREER HIGHS

Innings Pitched.....	5.1, vs. Virginia (2/13/21)
Walks Allowed.....	5, at Georgia (2/12/21)
Strikeouts.....	8, vs. Virginia (2/13/21)
Hits Allowed.....	6, at Georgia (2/12/21)
Home Runs Allowed.....	2, vs. Virginia (2/13/21)
Runs Allowed.....	8, vs. Virginia (2/13/21)



Individual Career History



Allen, Abby

Year	avg	gp-gs	ab	r	h	2b	3b	hr	rbi	tb	slg%	bb	hbp	so	gdp	ob%	sf	sh	sb-att	po	a	e	fld%
2021	.000	2-1	3	0	0	0	0	0	1	0	.000	1	0	3	0	.250	0	0	0-0	0	0	0	.000
TOTAL	.000	2-1	3	0	0	0	0	0	1	0	.000	1	0	3	0	.250	0	0	0-0	0	0	0	.000

Barlow, Breanna

Year	avg	gp-gs	ab	r	h	2b	3b	hr	rbi	tb	slg%	bb	hbp	so	gdp	ob%	sf	sh	sb-att	po	a	e	fld%
2020	.167	15-8	30	1	5	0	0	0	5	5	.167	0	1	15	0	.188	1	0	0-0	4	4	1	.889
TOTAL	.167	15-8	30	1	5	0	0	0	5	5	.167	0	1	15	0	.188	1	0	0-0	4	4	1	.889

Brasher, Mackenzie

Year	avg	gp-gs	ab	r	h	2b	3b	hr	rbi	tb	slg%	bb	hbp	so	gdp	ob%	sf	sh	sb-att	po	a	e	fld%
2020	.299	25-21	67	12	20	0	0	0	5	20	.299	5	1	12	0	.356	0	2	4-5	35	0	1	.972
2021	.222	3-2	9	0	2	0	0	0	0	2	.222	1	0	1	0	.300	0	0	0-0	1	0	0	1.000
TOTAL	.289	28-23	76	12	22	0	0	0	5	22	.289	6	1	13	0	.349	0	2	4-5	36	0	1	.973

Calderon, Jordyn

Year	avg	gp-gs	ab	r	h	2b	3b	hr	rbi	tb	slg%	bb	hbp	so	gdp	ob%	sf	sh	sb-att	po	a	e	fld%
2019	.000	17-0	1	9	0	0	0	0	0	0	.000	1	0	1	0	.500	0	0	0-0	0	0	0	.000
2020	.000	17-4	10	3	0	0	0	0	2	0	.000	6	0	2	0	.375	0	1	0-1	5	3	1	.889
2021	.000	3-0	0	1	0	0	0	0	0	0	.000	0	0	0	0	.000	0	0	0-0	0	0	0	.000
TOTAL	.000	37-4	11	13	0	0	0	0	2	0	.000	7	0	3	0	.389	0	1	0-1	5	3	1	.889

Cronan, Kennedy

Year	avg	gp-gs	ab	r	h	2b	3b	hr	rbi	tb	slg%	bb	hbp	so	gdp	ob%	sf	sh	sb-att	po	a	e	fld%
2019	.324	49-49	148	31	48	9	0	11	38	90	.608	22	2	33	1	.414	2	0	0-0	57	116	13	.930
2020	.236	23-22	72	7	17	3	1	0	6	22	.306	11	0	14	0	.337	0	0	0-0	38	40	9	.897
2021	.143	3-2	7	1	1	1	0	0	3	2	.286	3	0	4	1	.400	0	0	0-0	1	5	2	.750
TOTAL	.291	75-73	227	39	66	13	1	11	47	114	.502	36	2	51	2	.390	2	0	0-0	96	161	24	.915

Finney, Janaeh

Year	avg	gp-gs	ab	r	h	2b	3b	hr	rbi	tb	slg%	bb	hbp	so	gdp	ob%	sf	sh	sb-att	po	a	e	fld%
------	-----	-------	----	---	---	----	----	----	-----	----	------	----	-----	----	-----	-----	----	----	--------	----	---	---	------

Flynn, Amanda

Year	avg	gp-gs	ab	r	h	2b	3b	hr	rbi	tb	slg%	bb	hbp	so	gdp	ob%	sf	sh	sb-att	po	a	e	fld%
2018	.167	40-4	12	9	2	0	0	0	0	2	.167	2	0	6	0	.286	0	1	2-5	1	0	1	.500
2019	.136	30-6	22	7	3	0	1	0	2	5	.227	3	1	4	0	.269	0	0	1-2	19	2	1	.955
2020	.343	25-25	70	10	24	2	1	1	9	31	.443	7	2	20	0	.418	0	3	3-5	18	3	2	.913
2021	.200	3-2	5	1	1	1	0	0	1	2	.400	0	0	3	0	.200	0	0	0-0	4	0	0	1.000
TOTAL	.275	98-37	109	27	30	3	2	1	12	40	.367	12	3	33	0	.363	0	4	6-12	42	5	4	.922



Individual Career History



Gruich, Katelyn

Year	avg	gp-gs	ab	r	h	2b	3b	hr	rbi	tb	slg%	bb	hbp	so	gdp	ob%	sf	sh	sb-att	po	a	e	fld%
2017	.151	31-27	73	10	11	2	0	3	12	22	.301	7	9	20	0	.300	1	0	0-0	159	2	2	.988
2018	.221	39-31	86	7	19	4	0	2	11	29	.337	14	7	26	0	.374	0	1	0-0	82	12	5	.949
2019	.265	48-47	136	25	36	5	0	9	25	68	.500	17	11	27	1	.390	0	1	0-1	125	56	9	.953
2020	.268	25-25	71	13	19	4	1	4	11	37	.521	13	4	22	1	.400	2	1	0-0	41	82	13	.904
2021	.200	2-1	5	0	1	0	0	0	0	1	.200	0	0	4	0	.200	0	0	0-0	5	0	0	1.000
TOTAL	.232	145-131	371	55	86	15	1	18	59	157	.423	51	31	99	2	.368	3	3	0-1	412	152	29	.951

Hardy, Jenna

Year	avg	gp-gs	ab	r	h	2b	3b	hr	rbi	tb	slg%	bb	hbp	so	gdp	ob%	sf	sh	sb-att	po	a	e	fld%
2020	.000	0-0	0	0	0	0	0	0	0	0	.000	0	0	0	0	.000	0	0	0-0	3	22	1	.962
2021	.000	0-0	0	0	0	0	0	0	0	0	.000	0	0	0	0	.000	0	0	0-0	0	2	0	1.000
TOTAL	.000	0-0	0	0	0	0	0	0	0	0	.000	0	0	0	0	.000	0	0	0-0	3	24	1	.964

Year	era	w-l	app	gs	cg	sho	sv	ip	h	r	er	bb	so	2b	3b	hr	bf	bavg	wp	hbp	bk	sfa	sha
2020	3.38	2-7	15	13	2	0/0	0	74.2	87	58	36	38	39	11	2	3	362	.290	7	4	0	1	19
2021	9.69	1-0	2	0	0	0/0	0	4.1	3	7	6	3	4	0	0	3	20	.176	0	0	0	0	0
TOTAL	3.72	3-7	17	13	2	0/0	0	79.0	90	65	42	41	43	11	2	6	382	.284	7	4	0	1	19

Hughen, Allie

Year	avg	gp-gs	ab	r	h	2b	3b	hr	rbi	tb	slg%	bb	hbp	so	gdp	ob%	sf	sh	sb-att	po	a	e	fld%
2020	.250	20-20	56	9	14	4	1	0	8	20	.357	8	1	23	0	.354	0	1	1-1	44	32	6	.927
2021	.000	2-2	3	1	0	0	0	0	0	0	.000	2	0	1	0	.400	0	0	0-0	0	4	1	.800
TOTAL	.237	22-22	59	10	14	4	1	0	8	20	.339	10	1	24	0	.357	0	1	1-1	44	36	7	.920

Year	era	w-l	app	gs	cg	sho	sv	ip	h	r	er	bb	so	2b	3b	hr	bf	bavg	wp	hbp	bk	sfa	sha
2020	4.13	1-5	9	8	3	0/0	0	40.2	55	36	24	20	28	8	2	8	204	.313	4	3	0	1	4
2021	0.00	0-0	2	1	0	0/0	0	4.1	5	3	0	2	3	1	1	0	24	.238	0	1	0	0	0
TOTAL	3.73	1-5	11	9	3	0/0	0	45.0	60	39	24	22	31	9	3	8	228	.305	4	4	0	1	4

Hughes, Kaitlyn

Year	avg	gp-gs	ab	r	h	2b	3b	hr	rbi	tb	slg%	bb	hbp	so	gdp	ob%	sf	sh	sb-att	po	a	e	fld%
------	-----	-------	----	---	---	----	----	----	-----	----	------	----	-----	----	-----	-----	----	----	--------	----	---	---	------


Hutchins, Lexi

Year	avg	gp-gs	ab	r	h	2b	3b	hr	rbi	tb	slg%	bb	hbp	so	gdp	ob%	sf	sh	sb-att	po	a	e	fld%
2020	.000	0-0	0	0	0	0	0	0	0	0	.000	0	0	0	0	.000	0	0	0-0	0	11	1	.917
TOTAL	.000	0-0	0	0	0	0	0	0	0	0	.000	0	0	0	0	.000	0	0	0-0	0	11	1	.917

Year	era	w-l	app	gs	cg	sho	sv	ip	h	r	er	bb	so	2b	3b	hr	bf	bavg	wp	hbp	bk	sfa	sha
2020	4.00	5-4	16	2	0	0/0	0	35.0	51	27	20	1	18	7	2	1	166	.329	2	5	0	1	4
2021	99.00	0-0	1	0	0	0/0	0	0.0	2	2	2	0	0	0	0	1	2	1.000	0	0	0	0	0
TOTAL	4.40	5-4	17	2	0	0/0	0	35.0	53	29	22	1	18	7	2	2	168	.338	2	5	0	1	4



Individual Career History



Keel, Meredith

Year	avg	gp-gs	ab	r	h	2b	3b	hr	rbi	tb	slg%	bb	hbp	so	gdp	ob%	sf	sh	sb-att	po	a	e	fld%
2019*	.235	54-53	153	26	36	3	2	0	8	43	.281	30	0	22	1	.359	1	6	13-18	53	84	8	.945
2020*	.306	17-17	36	6	11	0	1	0	7	13	.361	2	1	5	0	.359	0	0	1-1	15	30	4	.918
2021	.545	3-3	11	4	6	3	1	0	0	11	1.000	0	0	0	0	.545	0	1	0-0	3	7	1	.909
TOTAL	.545	3-3	11	4	6	3	1	0	0	11	1.000	0	0	0	0	.545	0	1	0-0	3	7	1	.909
All*	.265	74-73	200	36	53	6	4	0	15	67	.335	32	1	27	1	.368	1	7	14-19	71	121	13	.937

* Statistics from prior team/school

Kropp, Emma

Year	avg	gp-gs	ab	r	h	2b	3b	hr	rbi	tb	slg%	bb	hbp	so	gdp	ob%	sf	sh	sb-att	po	a	e	fld%
2020	.200	9-4	15	2	3	1	0	0	1	4	.267	2	0	8	0	.294	0	1	0-0	10	2	0	1.000
2021	.250	1-1	4	1	1	0	0	0	0	1	.250	0	1	2	0	.400	0	0	0-0	6	0	0	1.000
TOTAL	.211	10-5	19	3	4	1	0	0	1	5	.263	2	1	10	0	.318	0	1	0-0	16	2	0	1.000

Krzywiecki, Abby

Year	avg	gp-gs	ab	r	h	2b	3b	hr	rbi	tb	slg%	bb	hbp	so	gdp	ob%	sf	sh	sb-att	po	a	e	fld%
2017	.191	41-33	94	10	18	5	0	2	11	29	.309	12	1	22	0	.284	2	2	1-1	134	7	3	.979
2018	.159	35-27	82	8	13	1	0	2	6	20	.244	13	3	18	2	.293	1	1	0-0	143	10	2	.987
2019	.252	42-40	119	12	30	5	1	4	23	49	.412	18	2	26	1	.357	1	2	1-2	194	4	5	.975
2020	.206	13-12	34	3	7	0	1	1	5	12	.353	4	1	10	0	.308	0	1	0-0	62	3	1	.985
2021	.667	1-1	3	0	2	1	0	0	1	3	1.000	0	0	1	0	.667	0	0	0-0	0	0	0	.000
TOTAL	.211	132-113	332	33	70	12	2	9	46	113	.340	47	7	77	3	.318	4	6	2-3	533	24	11	.981

Kvistad, Kamdyn

Year	avg	gp-gs	ab	r	h	2b	3b	hr	rbi	tb	slg%	bb	hbp	so	gdp	ob%	sf	sh	sb-att	po	a	e	fld%
2018	.264	55-54	159	14	42	5	0	8	27	71	.447	23	1	31	2	.359	1	0	0-0	135	9	1	.993
2019	.325	49-46	151	20	49	6	0	8	28	79	.523	13	3	30	6	.389	0	0	0-0	21	60	6	.931
2020	.300	25-25	80	10	24	4	1	2	18	36	.450	8	3	17	1	.380	1	1	1-1	133	9	2	.986
2021	.250	2-1	4	0	1	0	0	0	0	1	.250	0	0	3	0	.250	0	0	0-0	4	0	1	.800
TOTAL	.294	131-126	394	44	116	15	1	18	73	187	.475	44	7	81	9	.374	2	1	1-1	293	78	10	.974

Lackie, Olivia

Year	avg	gp-gs	ab	r	h	2b	3b	hr	rbi	tb	slg%	bb	hbp	so	gdp	ob%	sf	sh	sb-att	po	a	e	fld%
2021	.000	1-1	0	0	0	0	0	0	0	0	.000	0	0	0	0	.000	0	0	0-0	1	0	0	1.000
TOTAL	.000	1-1	0	0	0	0	0	0	0	0	.000	0	0	0	0	.000	0	0	0-0	1	0	0	1.000


Year	era	w-l	app	gs	cg	sho	sv	ip	h	r	er	bb	so	2b	3b	hr	bf	bavg	wp	hbp	bk	sfa	sha
2021	7.70	0-2	3	2	0	0/0	1	10.0	12	13	11	11	10	2	0	2	54	.300	2	1	0	1	1
TOTAL	7.70	0-2	3	2	0	0/0	1	10.0	12	13	11	11	10	2	0	2	54	.300	2	1	0	1	1

McLemore, Camryn

Year	avg	gp-gs	ab	r	h	2b	3b	hr	rbi	tb	slg%	bb	hbp	so	gdp	ob%	sf	sh	sb-att	po	a	e	fld%
2020	.125	8-2	8	0	1	0	0	0	2	1	.125	0	0	2	0	.125	0	0	0-1	3	1	2	.667
TOTAL	.125	8-2	8	0	1	0	0	0	2	1	.125	0	0	2	0	.125	0	0	0-1	3	1	2	.667



Individual Career History



Nichols, Caroline

Year	avg	gp-gs	ab	r	h	2b	3b	hr	rbi	tb	slg%	bb	hbp	so	gdp	ob%	sf	sh	sb-att	po	a	e	fld%
2019	.000	38-1	1	14	0	0	0	0	0	0	.000	0	0	0	0	.000	0	0	0-1	0	2	1	.667
2020	.105	19-7	19	4	2	0	0	0	0	2	.105	3	0	5	0	.227	0	0	0-1	9	12	3	.875
2021	.000	3-1	2	1	0	0	0	0	1	0	.000	1	0	2	0	.333	0	0	1-1	0	0	0	.000
TOTAL	.091	60-9	22	19	2	0	0	0	1	2	.091	4	0	7	0	.231	0	0	1-3	9	14	4	.852

Ogea, Hannah

Year	avg	gp-gs	ab	r	h	2b	3b	hr	rbi	tb	slg%	bb	hbp	so	gdp	ob%	sf	sh	sb-att	po	a	e	fld%
------	-----	-------	----	---	---	----	----	----	-----	----	------	----	-----	----	-----	-----	----	----	--------	----	---	---	------

Ortiz, Victoria

Year	avg	gp-gs	ab	r	h	2b	3b	hr	rbi	tb	slg%	bb	hbp	so	gdp	ob%	sf	sh	sb-att	po	a	e	fld%
2019	.357	42-36	129	25	46	17	0	6	24	81	.628	10	3	23	0	.415	0	0	0-1	23	1	0	1.000
TOTAL	.357	42-36	129	25	46	17	0	6	24	81	.628	10	3	23	0	.415	0	0	0-1	23	1	0	1.000

Rivers, Kelsie

Year	avg	gp-gs	ab	r	h	2b	3b	hr	rbi	tb	slg%	bb	hbp	so	gdp	ob%	sf	sh	sb-att	po	a	e	fld%
2020	.000	0-0	0	0	0	0	0	0	0	0	.000	0	0	0	0	.000	0	0	0-0	0	5	0	1.000
TOTAL	.000	0-0	0	0	0	0	0	0	0	0	.000	0	0	0	0	.000	0	0	0-0	0	5	0	1.000

Year	era	w-l	app	gs	cg	sho	sv	ip	h	r	er	bb	so	2b	3b	hr	bf	bavg	wp	hbp	bk	sfa	sha
2020	3.41	0-1	10	2	1	0/0	0	24.2	31	19	12	12	8	3	0	4	123	.298	1	5	0	0	2
TOTAL	3.41	0-1	10	2	1	0/0	0	24.2	31	19	12	12	8	3	0	4	123	.298	1	5	0	0	2

Sloan, Shelby

Year	avg	gp-gs	ab	r	h	2b	3b	hr	rbi	tb	slg%	bb	hbp	so	gdp	ob%	sf	sh	sb-att	po	a	e	fld%
2020	.294	5-5	17	3	5	0	0	1	3	8	.471	0	0	6	0	.294	0	0	1-1	3	0	2	.600
2021	.200	3-3	10	2	2	1	0	0	3	3	.300	2	0	3	0	.333	0	0	0-0	2	1	0	1.000
TOTAL	.259	8-8	27	5	7	1	0	1	6	11	.407	2	0	9	0	.310	0	0	1-1	5	1	2	.750

Stewart, Holly

Year	avg	gp-gs	ab	r	h	2b	3b	hr	rbi	tb	slg%	bb	hbp	so	gdp	ob%	sf	sh	sb-att	po	a	e	fld%
2019	.239	33-7	46	0	11	2	0	0	10	13	.283	1	2	6	2	.280	1	0	0-0	37	1	0	1.000
2020	.167	10-9	24	0	4	0	0	0	2	4	.167	2	0	8	0	.222	1	0	0-0	40	1	1	.976
2021	.200	2-2	5	2	1	0	0	0	0	1	.200	2	1	0	0	.500	0	0	0-0	15	0	0	1.000
TOTAL	.213	45-18	75	2	16	2	0	0	12	18	.240	5	3	14	2	.282	2	0	0-0	92	2	1	.989

Welch, Bailey

Year	avg	gp-gs	ab	r	h	2b	3b	hr	rbi	tb	slg%	bb	hbp	so	gdp	ob%	sf	sh	sb-att	po	a	e	fld%
2021	.000	2-1	5	0	0	0	0	0	0	0	.000	0	0	4	0	.000	0	0	0-0	1	0	0	1.000
TOTAL	.000	2-1	5	0	0	0	0	0	0	0	.000	0	0	4	0	.000	0	0	0-0	1	0	0	1.000



Individual Career History



Wilcox, Cassidy

Year	avg	gp-gs	ab	r	h	2b	3b	hr	rbi	tb	slg%	bb	hbp	so	gdp	ob%	sf	sh	sb-att	po	a	e	fld%
2020	.316	13-11	38	6	12	1	0	0	7	13	.342	2	0	7	0	.350	0	0	0-0	49	3	1	.981
2021	.333	1-1	3	0	1	0	0	0	0	1	.333	0	0	0	0	.333	0	0	0-0	8	0	0	1.000
TOTAL	.317	14-12	41	6	13	1	0	0	7	14	.341	2	0	7	0	.349	0	0	0-0	57	3	1	.984

Wolfenden, Belle

Year	avg	gp-gs	ab	r	h	2b	3b	hr	rbi	tb	slg%	bb	hbp	so	gdp	ob%	sf	sh	sb-att	po	a	e	fld%
2021	.556	3-3	9	2	5	1	0	1	5	9	1.000	3	0	1	0	.667	0	0	0-0	5	4	2	.818
TOTAL	.556	3-3	9	2	5	1	0	1	5	9	1.000	3	0	1	0	.667	0	0	0-0	5	4	2	.818