



2021-22 SOUTH ALABAMA MEN'S BASKETBALL

USAJaguars.com
@WeAreSouth_MBB
#BurnTheBoats



**Game
10**



Jacksonville State Gamecocks (3-3) vs. South Alabama Jaguars (7-2)
7:30 p.m.
December 4, 2021 • Pete Mathews Coliseum • Jacksonville, Ala.

2021-22 Schedule

Date	Opponent	Result/Time
11/9	Spring Hill	W 102-41
11/13	at Wichita State	L 58-64
11/16	at Alabama	L 68-73
11/20	Mobile	W 78-45
11/22	William Carey	W 96-53
11/25	San Diego#	W 68-67
11/26	Hawaii/UIC#	W 72-69
11/29	Texas A&M-Commerce	W 69-66
12/1	Southern Miss	W 85-55
12/4	at Jacksonville State	7:30 p.m.
12/14	Tarleton State	7 p.m.
12/17	at Tarleton State	7 p.m.
12/21	SIU-Edwardsville	7 p.m.
12/30	at UTA*	7 p.m.
1/1	at Texas State*	4 p.m.
1/6	Appalachian State*	7 p.m.
1/8	Coastal Carolina*	3 p.m.
1/13	Georgia State*	7 p.m.
1/15	Georgia Southern*	6 p.m.
1/20	at Louisiana*	TBA
1/22	at ULM*	2 p.m.
1/27	Troy*	7 p.m.
1/29	at Troy*	4 p.m.
2/3	at Georgia Southern	TBA
2/5	at Georgia State	2 p.m.
2/10	Little Rock*	7 p.m.
2/12	Arkansas State*	6 p.m.
2/17	at Coastal Carolina*	6 p.m.
2/19	at Appalachian State*	TBA
2/24	Texas State*	7 p.m.
2/26	UTA*	3 p.m.
3/3-3/7	Sun Belt Championship	TBA

*denotes Sun Belt Conference game
Las Vegas Tournament
all times are Central and subject to change

South Alabama Quick Facts

School NameUniversity of South Alabama
LocationMobile, Ala.
Founded1963
Enrollment13,992
Interim President Dr. John W. Smith, Ed.D. (Berry [Ga.] College '76)
NCAA Faculty Athletic Representative.....Dr. Paige Vitulli (South Alabama '86)
Athletics DirectorDr. Joel Erdmann (S. Dakota St. '86)
National Affiliation NCAA Division I
ConferenceSun Belt
Home CourtMitchell Center (10,000)
Nickname.....Jaguars
School Colors.....Blue, Red and White

• Coaching Staff •

Head CoachRichie Riley
Alma MaterEastern Kentucky, 2005
Record at South Alabama.....61-41 (4th year)
Career Record96-69 (6th year)
Men's Basketball Office Phone(251) 460-6104
Best Time of Day to ReachWeekday mornings
Associate Head Coach.....Adam Howard
Alma MaterWestern Kentucky, 2008
Assistant Coach.....Rodney Crawford
Alma MaterCincinnati, 2002
Assistant Coach.....Tyler Parker
Alma MaterFaulkner, 2012
Director of Basketball OperationsMikel Kosich
Alma MaterMontana State-Billings, 2015

• Communications and Digital Media •

Communications and Digital Media/MBB ContactZachary Pike
Office.....(251) 414-8184
Emailzacharypike@southalabama.edu
Strategic Communications Fax.....(251) 414-8032
Press Row Phone(251) 460-7418
Comm and Digital Media Mailing Address ..300 Joseph E. Gottfried Drive
Athletics Administration Building
Mobile, AL 36688

• Basketball History •

First Year of Basketball1968-69
Overall All-Time Record.....863-684
All-Time Sun Belt Conference Record.....380-322
NCAA Tournament Appearances/Last8/2008
NIT Tournament Appearances/Last4/2007
Sun Belt Tournament titles.....1980, 1989, 1991, 1997
1998, 2006

Communications Contacts

South Alabama
Zachary Pike (zacharypike@southalabama.edu)
251) 414-8184 (office)

THE COACHES

South Alabama **Richie Riley** (Eastern Kentucky, 2005)
Record at USA: 61-41 (4th year)
Overall Record: 96-69 (6th year)
Record vs. Jacksonville State: 0-1

Jacksonville State **Ray Harper** (Kentucky Wesleyan, 1985)

Record at Jacksonville State: 101-68 (6th year)
Overall Record: 532-195 (23rd year)
Record vs. South Alabama: 1-0

ON THE AIR

Radio: Sports Talk 99.5: **J.T. Crabtree** (pxp) **Joe McNulty** (color)
Web: <http://sportstalk995.iheart.com/listen> (audio)
ESPN+ (Internet Streaming):

RANKINGS

USA: #125 Sagarin, NET #203 (last year)
Jacksonville State: #170 Sagarin, NET #156 (last year)

LAST GAME

South Alabama defeated Southern Miss 85-55 on Wednesday night. Jacksonville State defeated Elon 93-81 last Saturday on the road.

THE SERIES

Jacksonville State leads the series 2-1. The Gamecocks won last year's meeting 77-73 at the Mitchell Center.

Quick Hits (21-22)

Record: 7-2
vs. non-conf: 7-2/ vs. Sun Belt: 0-0 / vs. Division I: 3-2
Streak: Win 6
Longest winning / losing streak: 6/ 2

No	Name	Pos.	Ht.	Wt.	Yr.	MPG	PPG	RPG	Notes
0	Tyrell Jones	G	6-1	186	Jr.	18.2	5.0	4.0	Career-high four assists against Spring Hill
*1	Lance Thomas	F	6-9	224	Gr.	10.4	4.5	0.8	Hit two three-pointers in his first appearance vs. San Diego
*2	Greg Parham	G	6-3	184	Gr.	-	-	-	Voted first-team all-SoCon by the media last season
3	Andrew Anderson	G	6-0	160	So.	-	-	-	Appeared in 12 games last season
4	Kayo Goncalves	F	6-8	212	Gr.	30.5	8.0	4.3	Has hit at least one three-pointer in 22 straight games
10	Diante Smith	F	6-6	189	Jr.	29.3	10.0	4.3	Scored a career-high 16 points in the season opener
12	Alex Anderson	F	6-6	185	Fr.	29.8	8.1	4.3	Tied career-highs with 11 points and 7 rebounds vs. Mobile
13	Javon Franklin	F	6-7	220	Sr.	21.9	9.6	6.6	Scored a career-high 22 points on 10-of-10 shooting vs. USM
14	Adam Sizemore	G	5-9	166	Jr.	3.3	0.8	0.5	Hit his first three-pointer of the season vs. William Carey
20	Marshall Kearing	F	6-9	225	Jr.	12.9	3.9	4.6	Posted his second consecutive double-double vs. William Carey
21	Charles Manning, Jr.	G	6-4	193	Sr.	28.2	16.6	3.4	Scored a career-high 25 points vs. Hawaii
22	Jay Jay Chandler	G	6-4	180	Gr.	28.7	14.7	4.4	Set a career-high with 22 points vs. William Carey
24	Tyler Shirley	F	6-6	212	Fr.	8.1	2.2	1.6	Scored four points and pulled down three rebounds in his first game
25	Jamal West	F	6-6	224	So.	9.1	3.5	3.3	Pulled down a team-high five offensive rebounds in the opener

Probable starters highlighted; *Transfer

SOUTH ALABAMA'S LAST GAME

South Alabama 85, Southern Miss 55 • December 1, 2021

MOBILE, Ala. — Javon Franklin scored a career-high 22 points, with 16 coming in the first half as the University of South Alabama defeated Southern Miss 85-55 on Wednesday night at the Mitchell Center.

The Jaguars (7-2) had four individuals finish in double digits. Jay Jay Chandler finished with 16 points, Diante Smith posted 11 and Alex Anderson chipped in 10.

Tyler Stevenson led Southern Miss (4-4) with 18 points and six rebounds, while Walyn Napper added 16 points and eight assists.

Date: 12/1

Place: Mitchell Center

Final Score: South Alabama 85, Southern Miss 55

Records: South Alabama 7-2, Southern Miss 4-4

GAME FACTS

- South opened the contest with a 24-4 run while limiting Southern Miss to 2-of-10 shooting and forced seven turnovers over the first eight minutes.
- USM scored 10 of the next 14 points to cut the lead to 14, 28-14, with just under eight minutes remaining in the half.
- USA answered with a 13-4 spurt to extend the lead, 41-18, with two minutes left.
- The Jaguars outscored Southern Miss 21-4 to start the second half, highlighted by two three-pointers from Kayo Goncalves to grab a 38-point lead, 66-28, with just over 14 minutes remaining.
- South Alabama outscored Southern Miss 48-30 in the paint.
- South forced 15 turnovers, converting those into 27 points.

JACKSONVILLE STATE'S LAST GAME

Jacksonville State 93, Elon 81 • November 27, 2021

ELON — In just its fourth season since opening, it's unlikely the Schar Center on the campus of Elon University has seen anything like senior Jalen Gibbs' performance on Saturday as he poured in 40 points to lead JSU to a 93-81 road win over the Phoenix.

A senior transfer from Mount St. Mary's, Gibbs will see his name rest in the Gamecock history books for quite a while as his 40 points set the program record for points in a game during JSU's Division I era. Most recently, Greg Tucker had 36 in the 2015-16 season finale against Morehead State, but the record belonged to Trenton Marshall with 37 at Southeast Missouri in 2010. Gibbs' mark was the most by any Gamecock since Robert Lee Sanders had 41 against Troy State on Jan. 13, 1990. The all-time mark remains with Melvin Allen who scored 42 on Feb. 8, 1984 against West Georgia.

The Gamecocks (3-3) carried the momentum from a strong second half against Drexel into Saturday, where Jax State put together its best offensive game of the season behind Gibbs' historic output. JSU shot 61-percent from the floor, and a staggering 71-percent from three-point range on 17-of-24 from beyond the arc. Gibbs was responsible for a school-record 10 of those treys on just 12 attempts. The Indiana Head, Md., native, finished 13-for-17 overall.

Despite the high-scoring shootout, JSU maintained control most of the day. Elon led 7-5 five minutes into the game, before junior Demaree King sparked the offensive surge with a pair of threes to bookend a triple from Gibbs for a quick 9-0 Gamecock run that forced a Phoenix timeout. The lead stayed around six most of the next ten minutes, when senior Darian Adams, who finished with 14 points, and Gibbs put in back-to-back buckets to extended the margin to double digits for the first time at 41-30.

A 10-point game just before half, JSU grabbed a defensive rebound with six seconds to go and pushed it up the floor to find Gibbs who drained his seventh three-point of the half as the horn sounded to make it 46-33.

Senior Brandon Huffman, back in his home state of North Carolina, opened the second half with an inside bucket on his way to finishing with 11 points and seven boards. The scoring run went to 13-0 after Adams and Kayne Henry buried outside shots for the largest lead of the day at 21.

Elon fought back to cut it to 11 at 59-48 with 12 minutes remaining, but the gap never dropped to single digits as JSU kept the foot on the pedal offensively.

OPENING TIP

- South Alabama's 30-point victory over Southern Miss was the largest for the Jags over an NCAA Division I opponent since a Dec. 11, 2011, 102-62 win over Alcorn State.
- South is off to its best start through nine games since beginning the 2009-10 season 7-2.
- USA has won six straight and is 5-0 at home this season.
- South Alabama shot 60 percent (18-30) from the field in the first half and 56.7 percent (34-60) overall, both season-best figures against the Golden Eagles.
- The Jags have forced 15 or more turnovers in eight of nine games this season.
- South Alabama is ranked 35th in the NCAA in scoring defense, giving up just 59.2 points per game.
- South Alabama is in the top 3 of the Sun Belt in scoring defense (59.2), scoring offense (77.3), scoring margin (18.1), turnover margin (6.4), blocked shots per game (4.3), field-goal percentage defense (.391), and free throws made (108).
- Javon Franklin finished with a career-high 22 points on 10-of-10 shooting to record his first game in double figures since posting 18 points at Wichita State on Nov. 13.
- His perfect night from the field put him third all-time in program history for most made field goals made without a miss; only Samuel Hines (12-12) vs. Auburn on Dec. 21, 1991, and Brandon Davis (11-11) at ULM on Jan. 8, 2009, finished with more.
- Kayo Goncalves has hit at least one three-pointer in 22 consecutive games dating back to last season.
- Jay Jay Chandler has scored in double figures in six consecutive games, and also dished out a career-best six assists against Southern Miss.
- Diante Smith tied a career-best with three three-pointers and added a career-high five assists against USM.
- With Thursday's victory over Hawaii in the Las Vegas Classic championship, the Jaguars won their first regular-season tournament title since the Red Diamond Roundball Classic during the 2016-17 season.
- Charles Manning Jr. set a career-high with 25 points and seven rebounds in the championship game vs. Hawaii. Manning averaged 23 points, 4.5 rebounds and 3.5 assists during the tournament. The 6-foot-4 guard was named the SBC POTW on Tuesday.
- Chandler and Manning Jr. both finished with 21 points in the opening round against San Diego. This was the first time South Alabama had two 20-point scorers since Tyreke Lucure (22) and Michael Flowers (20) vs. Coastal Carolina on Feb. 5, 2021.
- Kearing posted his first career double-double with 14 points and 16 rebounds vs. Mobile. The 16 rebounds were the most by a Jaguar since Augustine Rubit pulled down 19 rebounds on Dec. 16, 2012.
- The Jags forced the Crimson Tide to turn it over a season-high 22 times, including 14 in the first half. Alabama had been averaging 11 turnovers per game before the contest. The 22 turnovers forced were a season-high for South Alabama.
- Franklin followed up his first career double-double with a second straight at No. 14 Alabama, posting 11 points and 11 rebounds. Franklin is tied for second in the Sun Belt with teammate Marshall Kearing with two double-doubles this season. The last Jaguar to post two straight double-doubles was Josh Ajayi (1/6/-1/9/20).
- South Alabama held AAC Preseason Player of the Year Tyson Etienne to four points on 1-of-10 shooting in a loss at Wichita State.
- USA held Spring Hill to 0-for-15 shooting from three in the season opener. The Badgers were the first opponent to not make a three-pointer against the Jags since Louisiana went 0-for-6 on Jan. 3, 2002. The 15 attempted three-pointers without a make is the most for a South Alabama opponent dating back to 1990.
- The Jaguars are among the lowest percentage of minutes returning in the country for the 2021-22 season. USA brings back just 28.6 percent of minutes played from last season, which ranks as the eighth fewest in the NCAA. Only UT-Martin, Creighton, Missouri, Duquesne, Iowa State, Robert Morris and Boston College return fewer. Newcomers accounted for 86.2 percent of the scoring in South Alabama's first nine games. Eight of the top nine scorers are newcomers.
- South was picked to finish fifth in the Sun Belt preseason poll. The Jags finished last year 17-11 and fifth in the conference with a 10-7 record. USA has won 17 or more games in three straight seasons under Richie Riley.
- Goncalves hit 81 three-pointers last year, ranking second in the Sun Belt behind former teammate Michael Flowers. The 81 three-pointers also ranked ninth nationally. Goncalves ranks second in the Sun Belt with 19 three-pointers this season.

SEASON LEADERS

	South Alabama	Jacksonville State
Pts	Charles Manning Jr. 16.6	Darian Adams 14.8
Rebs	Javon Franklin 6.6	Kayne Henry 6.7
Assists	Charles Manning Jr. 28	Darian Adams 31
Steals	Diante Smith 16	Darian Adams 10
Blocks	Charles Manning Jr. 7	Brandon Huffman 7
FG %	Javon Franklin 64.9%	Brandon Huffman 54.3%
3-Pt FG %	Diante Smith 40.5%	Jalen Gibbs 52.8%
3-Pt FG's	Kayo Goncalves 19	Jalen Gibbs 19
FT %	Charles Manning Jr. 81.3%	Jalen Finch 90.0%

Game-By-Game Starting Lineups

Opponents	Forward	Forward	Guard/Forward	Guard	Guard
Spring Hill	Goncalves	Franklin	Chandler	Jones	Manning Jr.
at Wichita State	Goncalves	Franklin	Smith	Jones	Chandler
at Alabama	Goncalves	Franklin	Smith	Chandler	Manning Jr.
Mobile	Goncalves	Kearing	Anderson	Chandler	Manning Jr.
William Carey	Goncalves	Franklin	Anderson	Chandler	Manning Jr.
San Diego	Goncalves	Franklin	Anderson	Chandler	Manning Jr.
Hawaii	Goncalves	Franklin	Anderson	Chandler	Manning Jr.
Texas A&M-Commerce	Goncalves	Franklin	Anderson	Chandler	Manning Jr.
Southern Miss	Goncalves	Franklin	Anderson	Chandler	Manning Jr.
at Jacksonville State					
Tarleton State					
at Tarleton State					
SIU-Edwardsville					
at UTA					
at Texas State					
Appalachian State					
Coastal Carolina					
Georgia State					
Georgia Southern					
at Louisiana					
at ULM					
Troy					
at Troy					
at Georgia Southern					
at Georgia State					
Little Rock					
Arkansas State					
at Coastal Carolina					
at Appalachian State					
Texas State					
UTA					

Starting Combos & W-L Marks:

	All Games	Sun Belt
Goncalves, Franklin, Chandler, Jones, Manning Jr.	1-0	0-0
Goncalves, Franklin, Smith, Chandler, Jones	0-1	0-0
Goncalves, Franklin, Smith, Chandler, Manning Jr.	0-1	
Goncalves, Kearing, Anderson, Chandler, Manning Jr.	1-0	
Goncalves, Franklin, Anderson, Chandler, Manning Jr.	5-0	

USA Among The Sun Belt and NCAA Leaders

Category	TEAM	
	No.	NCAA
Scoring Offense	77.3	93
Scoring Defense	59.2	35
Scoring Margin	18.1	26
Rebounding Margin	2.9	151
Assists	11.3	289
Blocked Shots	4.3	77
Steals	8.6	72
Turnover Margin	6.4	10
Assist/Turnover Ratio	0.97	198
Field Goal Percentage	.462	104
FG Percentage Defense	.391	69
3-Point Field Goals Per Game	6.9	T-223
3-Point Field Goal Pct.	.320	T-237
Free Throw Percentage	.663	280

INDIVIDUAL

Points Per Game	No.	SBC	NCAA
Charles Manning Jr.	16.6	3	140
Jay Jay Chandler	14.7	8	269
Rebounds Per Game	No.	SBC	NCAA
Javon Franklin	6.6	7	270
Three-point FGM	No.	SBC	NCAA
Kayo Goncalves	19	2	101
Free Throw Pct.	No.	SBC	NCAA
Charles Manning Jr.	.812	4	169
Field Goal Pct.	No.	SBC	NCAA
Jay Jay Chandler	.458	7	225
Charles Manning Jr.	.449	8	246
Steals Per Game	No.	SBC	NCAA
Diante Smith	1.78	6	156
Jay Jay Chandler	1.56	14	279
Charles Manning Jr.	1.44	17	341
Double Doubles	No.	SBC	NCAA
Javon Franklin	2	2	61
Marshall Kearing	2	2	61

USA Start Chart

Player	2021-22	Current Streak	Career
Kayo Goncalves.....	9	21	35
Jamal West.....	0	0	16
Jay Jay Chandler.....	9	9	9*
Tyrell Jones.....	2	2	2*
Charles Manning, Jr.....	8	7	8*
Javon Franklin.....	7	4	7*
Diante Smith.....	2	2	1*
Alex Anderson.....	6	6	6
Marshall Kearing.....	1	1	1

* Career starts at South Alabama



Richie Riley **Head Coach** **Eastern Kentucky, 2005** **4th Season**

In his three seasons at the helm of the South Alabama men's basketball program, Richie Riley has led the Jaguars to three straight seasons of 17 or more wins.

Last season, Riley guided USA to a 17-11 record including an eight-game winning streak in Sun Belt conference play. The eight-game winning streak was the second straight season for South, as the 2019-

2020 club finished the season with eight straight victories before the season was cancelled due to the COVID-19 pandemic.

The offense posted a scoring average of 74.1, the third straight season under Riley South Alabama has scored over 70 points per game.

Michael Flowers paced the Jag offense, leading the Sun Belt in scoring with 21.0 points per game in route to a first team all-Sun Belt selection and Sun Belt Men's Basketball Newcomer of the Year.

During the 2019-20 campaign, South finished 20-11, its first 20-win season since 2008-09 and had two players — Josh Ajayi and Trhae Mitchell — named all-Sun Belt for a second straight year. Ajayi led the Sun Belt in field-goal percentage and finished fourth in rebounding on his way to a second straight first team all-Sun Belt selection. Mitchell had 11.1 points per game, 5.8 rebounds and finished second in the Sun Belt with 1.5 blocks per game.

Ajayi and Mitchell paced a group of five players in double digits during the 2018-19 season, a first for the program since 1996-97. Ajayi, who led the Sun Belt in field-goal percentage and ranked in the league's top in both scoring and rebounding, was voted to the second team, while Mitchell, the school's second-ever player — and first since 1988-89 — to record 200 rebounds and 100 assists in the same season.

The offense, which posted a scoring average of 72.9, USA's highest since 2007-08, was firing on all cylinders in December during a span that saw South Alabama go 6-2. Starting Dec. 8, the Jaguars recorded 79 points or more and posted a positive assist/turnover ratio in six straight outings, neither of which had been done since the end of the 1990-91 campaign. In addition, the Jags also shot 50 percent or better in five straight games during that span, which also had not been done since 1990-91.

A recruiting strategy based heavily on the transfer market brought in highly-regarded players from California, Florida and South Carolina, and all-conference honorees from American, High Point and Howard.

Riley was announced on March 8, 2018 as the 10th head coach in the history of the program after helping Nicholls to its first regular-season Southland Conference championship since 1998.

Riley was the head coach the previous two seasons at Nicholls, compiling a 35-28 overall record and a 22-14 mark in the Southland Conference. In his last season, he led the Colonels to the regular-season co-championship with a 15-3 record in league play and an overall mark of 21-11; it was the program's first winning season since the 2008-09 campaign.

Nicholls led the conference in scoring with an average of 82.5 points per game, and was among the top three in the league in eight other statistical categories including second in field-goal percentage (47.2%), 3-point field goals per game (8.1), steals per game (9.6) and scoring margin (+7.2 ppg). Not only was the team among the top five in the country in total steals, steals per game and turnovers forced, it ranked among the top 25 nationally in scoring average and top 50 in field-goal percentage as well.

Under his guidance, Roddy Peters became the Colonels' first first-team all-League selection since 2013 this season, with two other student-athletes earning all-Southland recognition during Riley's two years at the helm of the program.

Peters, who was also the league's newcomer of the year, joined fellow all-Southland honoree Tevon Saddler in the top six in the conference in scoring, with 19.7 and 15.8 points per game, respectively. Peters was second in scoring and sixth with 4.2 assists per contest, while Saddler, a second-team selection, was sixth in points and ninth with 6.6 rebounds per game.

The Colonels' tenacity on defense led to three players listed in the conference's top 11 in steals, including all-defensive team member Jahvaughn Powell, who led the SLC in steals per game (2.3), and Kevin Johnson, who ranked third (1.9).

The season before, the team went 7-11 in league play and 14-17 overall, but led the Southland in both blocks (6.1) and 3-pointers (9.0) per game. The Colonels were fourth in steals per game (7.5), but Powell was second individually (2.0), and Johnathan Bell ranked third (1.9).

Powell paced the SLC in assists per game (5.0) and Liam Thomas was the statistical champion in blocks (4.2).

Prior to taking over at Nicholls, he was an assistant for two seasons at Clemson. In his first season on the staff, he helped the Tigers to eight Atlantic Coast Conference wins — with one coming at NCAA Sweet 16 participant North Carolina State — as well as a pair of victories over NCAA Tournament teams from the SEC, including a top-25 Arkansas squad. The following year Clemson won 10 ACC games for only the fifth time in program history, while his efforts in recruiting helped the Tigers sign both ESPN 4-star top-100 prospect Ty Hudson and the No. 2 national junior-college prospect, Legend Robertin.

As an assistant at Alabama-Birmingham from 2012-14, Riley played a key role in the Blazers signing a top-25 recruiting class that would provide the core of a team that advanced to the third round of the 2015 NCAA Tournament; the group included three individuals who would go on to earn all-Conference USA honors as well as the league's 6th Man-of-the-Year Award. His time at UAB was highlighted by a 63-59 victory over No. 16 North Carolina during the 2013-14 season.

Riley's efforts with the Blazers led to his selection to attend the prestigious Villa 7 Conference for rising assistants.

In his lone season at Eastern Kentucky in 2011-12, he was part of a staff that led the Colonels to a 16-16 record. But his efforts in recruiting for the program played a part in signing a class that would help ECU advance to the NCAA Tournament in 2015; the group included Corey Walden, who would go on to twice be chosen the Ohio Valley Conference Defensive Player of the Year and the 2014 OVC Tournament Most Valuable Player in addition to being voted first-team all-League in '15.

Riley's first experience at the NCAA Division I level came at Coastal Carolina, where he was an assistant on Cliff Ellis' staff from 2009-11. In his two years with the program, the Chanticleers posted a 56-13 mark overall and 31-5 record in the Big South Conference, winning a pair of regular-season titles, advancing to the conference tournament championship game twice and making an appearance in the National Invitation Tournament each season.

After beginning his coaching career as an assistant at Georgetown (Ky.) from 2003-05, Riley also served as an assistant at Hawai'i-Pacific during the 2005-06 campaign before a three-season stint at Pikeville (Ky.) from 2006-09. While at PC he received the honor of 'Top NAIA Assistant' from RecruitingRumors.com.

A 2005 Eastern Kentucky graduate with a degree in special education and human behavior, Riley and his wife Jess have three sons, Reese, Rock and Rush.

The Riley Ledger

Year	School	Overall	Conference	Finish	Notes
Assistant Coach					
2003-04	Georgetown (Ky.)	30-8	8-2	1st	Regular season champs
2004-05	Georgetown (Ky.)	28-6	8-2	T-1st	Regular season co-champs
2005-06	Hawai'i Pacific	8-19	3-8	4th	—
2006-07	Pikeville	12-19	3-7	T-4th	—
2007-08	Pikeville	22-9	4-6	4th	—
2008-09	Pikeville	20-12	7-5	T-3rd	—
2009-10	Coastal Carolina	28-7	15-3	1st	Regular season champs; NIT
2010-11	Coastal Carolina	28-6	16-2	1st	Regular season champs; NIT
2011-12	Eastern Kentucky	16-16	7-9	8th	—
2012-13	Alabama-Birmingham	16-17	7-9	T-7th	—
2013-14	Alabama-Birmingham	18-13	7-9	T-8th	—
2014-15	Clemson	16-15	8-10	T-8th	—
2015-16	Clemson	17-14	10-8	T-7th	—
Head Coach					
2016-17	Nicholls State	14-17	7-11	T-8th	—
2017-18	Nicholls State	21-11	15-3	T-1st	Southland Coach of the Year
2018-19	South Alabama	17-17	8-10	8th	—
2019-20	South Alabama	20-11	13-7	2nd	Regular season; post-season canceled: COVID
2020-21	South Alabama	17-11	10-7	3rd (East)	—
2021-22	South Alabama	7-2	--		
Head Coach (5)		96-69	53-38	1 Regular Season Title	
South Alabama (3)		61-41	31-24		



SOUTH ALABAMA ROSTER

No.	Name	Pos.	Ht.	Wt.	Yr.-Exp.	Hometown (Previous School/High School)
0	Tyrell Jones	G	6-1	186	Jr.-2L	Chicago, Ill. / Auburn
1	Lance Thomas	F	6-9	224	Gr.-4L	Norcorss, Ga. / Memphis
2	Greg Parham	G	6-3	184	Gr.-4L	Richmond, Va. / VMI
3	Andrew Anderson	G	6-0	165	So.-1L	Memphis, Tenn. / Tipton-Rosemark Academy
4	Kayo Goncalves	F	6-8	212	Gr.-TR	Rio de Janeiro, Brazil (Southeastern Oklahoma State)
10	Diante Smith	F	6-6	185	Jr.-2L	Fort Walton Beach, Fla. / TCU
12	Alex Anderson	F	6-6	185	Fr.-HS	Memphis, Tenn. / Tipton-Rosemark Academy
13	Javon Franklin	F	6-7	220	Sr.-3L	Little Rock, Ark. / Auburn
14	Adam Sizemore	G	5-9	166	Jr.-2L	London, Ky. / North Laurel HS
20	Marshall Kearing	F	6-9	225	Jr.-2L	Perth, Australia / State College of Florida
21	Charles Manning Jr.	G	6-4	193	Sr.-3L	Riverhead, N.Y. / LSU
22	Jay Jay Chandler	G	6-4	180	Gr.-4L	Katy, Texas / Texas A&M
24	Tyler Shirley	F	6-6	212	Fr.-HS	Mableton, Ga. / Pebblebrook HS
25	Jamal West	F	6-5	224	So.-1L	Baltimore, Md. / St. Frances Academy

Head coach: Richie Riley (Eastern Kentucky '05), fourth season

Associate head coach: Adam Howard (Western Kentucky '08), fourth season

Assistant coaches: Rodney Crawford (Cincinnati '02), first season

Tyler Parker (Faulkner '12), fourth season

Director of operations: Mikel Kosich (Montana State-Billings '15), fourth season

Director of scouting: Kurt Young, (Morehead State '95), second season

Director of player development: Cam Boyd, (Huntingdon '20), first season

Director of student-athlete welfare: Chad Lott, (South Alabama '20), first season

Pronunciation Guide
 Kayo Goncalves – Kai-oh Gon-sal-ves
 Tyrell Jones – Ty-rell
 Greg Parham – Pare-ham
 Diante Smith - DEE - augn - tay

SOUTH ALABAMA RESULTS AND LEADERS

Date	Opponent	Time/Result	Points	Rebounds	Assists	Blocks	Steals
11/9	Spring Hill	W 102-41	Chandler-21	Franklin-9	Jones-4	Smith-2	Chandler/Smith-3
11/13	at Wichita State	L 58-64	Franklin-18	Franklin-12	Franklin-2*	Franklin-2**	Smith-1**
11/16	at Alabama	L 68-73	Manning Jr.-23	Franklin-11	Manning Jr.-4	Goncalves-1*	Franklin-4
11/20	Mobile	W 78-45	Chandler-15	Kearing-16	Manning Jr.-5	Smith-1*	Kearing-3*
11/22	William Carey	W 96-53	Chandler-22	Kearing-10	Manning Jr.-4	Franklin-3	Manning Jr.-3
11/25	San Diego#	W 68-67	Chandler/Manning Jr.-21	Smith-7	Manning Jr.-5	N/A	Chandler-5
11/26	Hawaii#	W 72-69	Manning Jr.-25	Manning Jr.-7	Chandler-4	Kearing-2	Smith-4
11/29	Texas A&M-Commerce	W 69-66	Manning Jr.-20	Franklin-7	Manning Jr.-5	Manning Jr.-5	Manning Jr.-3
12/1	Southern Miss	W 85-55	Franklin-22	Franklin-9	Chandler-6	Thomas/West-2	Franklin-4
12/4	at Jacksonville State						
12/14	Tarleton State						
12/17	at Tarleton State						
12/21	SIU-Edwardsville						
12/30	at UTA*						
1/1	at Texas State*						
1/6	Appalachian State*						
1/8	Coastal Carolina*						
1/13	Georgia State*						
1/15	Georgia Southern*						
1/20	at Louisiana*						
1/22	at ULM*						
1/27	Troy*						
1/29	at Troy*						
2/3	at Georgia Southern*						
2/5	at Georgia State*						
2/10	Little Rock*						
2/12	Arkansas State*						
2/17	at Coastal Carolina*						
2/19	at Appalachian State*						
2/24	Texas State*						
2/26	UTA*						

INDIVIDUAL SUPERLATIVES

South Alabama	Category	Opponent
25, Charles Manning Jr. vs. Hawaii (11/26)	Points	25, Jase Townsend, vs. San Diego (11/25)
16, Javon Franklin vs. Southern Miss (12/1)	Points/1st Half	13, Jaden Shackelford, vs. Alabama (11/16)
12*, Charles Manning Jr. vs. Alabama (11/16)	Points/2nd Half	14, Walyn Napper, vs. Southern Miss (12/1)
10**, Javon Franklin vs. Southern Miss (12/1)	Field Goals Made	10, Jase Townsend, vs. San Diego (11/25)
19, Charles Manning, Jr. vs. San Diego (11/25)	Field Goal Attempts	19, Jase Townsend, vs. San Diego (11/25)
1.000 (10-10), Javon Franklin vs. Southern Miss (12/1)	Field Goal Percentage (min. 5 FGM)	.777 (7-9), Mate Colina, vs. Hawaii (11/26)
4, Kayo Goncalves vs. Alabama (11/16)	3-Pointers Made	5, Jairus Roberson, Texas A&M-Commerce (11/29)
14, Kayo Goncalves vs. Alabama (11/16)	3-Pointers Attempted	14, Jairus Roberson, Texas A&M-Commerce (11/29)
.667* (2-3), Diante Smith vs. Hawaii (11/26)	3-Point Percentage (min. 3 3FGM)	.750, Ricky Council IV, vs. Wichita State (11/13)
8*, Charles Manning Jr. vs. Texas A&M-Commerce (11/29)	Free Throws Made	7, Jovon McClanahan, vs. Hawaii (11/26)
13, Jay Jay Chandler vs. Spring Hill (11/9)	Free Throws Attempted	12, Jovon McClanahan, vs. Hawaii (11/26)
.888 (8-9), Charles Manning Jr. vs. Texas A&M-Commerce (11/29)	Free Throw Percentage (min. 5 FTM)	.833 (5-6), Alphonso Willis, Texas A&M-Commerce (11/29)
16, Marshall Kearing vs. Mobile (11/20)	Rebounds	12*, Vladimir Pinchuk, vs. San Diego (11/25)
9, Marshall Kearing vs. Mobile (11/20)	Offensive Rebounds	5, Mate Colina, vs. Hawaii (11/26)
11, Javon Franklin, vs. Wichita State (11/13)	Defensive Rebounds	10*, Vladimir Pinchuk, vs. San Diego (11/25)
6, Jay Jay Chandler vs. Southern Miss (12/1)	Assists	8, Walyn Napper, Southern Miss (12/1)
7, Charles Manning Jr. vs. Alabama (11/16)	Turnovers	6* Alphonso Willis, Texas A&M-Commerce (11/29)
5, Charles Manning Jr. vs. Texas A&M-Commerce (11/29)	Blocks	5, Charles Bediako, vs. Alabama (11/16)
5, Jay Jay Chandler vs. San Diego (11/25)	Steals	3****, Alphonso Willis, Texas A&M-Commerce (11/29)
39, Kayo Goncalves vs. Alabama (11/16)	Minutes	37, Jerome Desrosiers, vs. Hawaii (11/26)

* Indicates how many previous times that total occurred

MISCELLANEOUS, ETC...

INDIVIDUAL MISCELLANEOUS

Double-digit scoring

Kayo Goncalves	3 (14)
Jay Jay Chandler	7
Diante Smith	5
Alex Anderson	3
Javon Franklin	4
Jamal West	-- (5)
Charles Manning Jr.	7
Marshall Kearing	2

30-plus points

--

20-plus points

Jay Jay Chandler	3
Charles Manning Jr.	4
Javon Franklin	1

Double-digit rebounding

Kayo Goncalves	-- (4)
Jamal West	-- (5)
Javon Franklin	2
Marshall Kearing	2

Double-doubles

Kayo Goncalves	-- (2)
Javon Franklin	2
Marshall Kearing	2

in () is for career

LED USA IN...

Scoring

Jay Jay Chandler	4*
Kayo Goncalves	-- (3)
Javon Franklin	2
Charles Manning Jr.	5*

Rebounding

Javon Franklin	5
Kayo Goncalves	-- (8)
Jamal West	-- (8)
Marshall Kearing	2
Diante Smith	1
Charles Manning Jr.	1

Assists

Tyrell Jones	2*
Javon Franklin	1*
Charles Manning Jr.	5
Jay Jay Chandler	2

Blocks

Diante Smith	2*
Javon Franklin	2*
Alex Anderson	1*
Kayo Goncalves	2* (7)
Jamal West	1* (11)
Charles Manning Jr.	2*
Marshall Kearing	1
Lance Thomas	1*

Steals

Jay Jay Chandler	2
Diante Smith	3*
Kayo Goncalves	1* (5)
Jamal West	-- (1)
Charles Manning, Jr.	3*
Javon Franklin	3*
Marshall Kearing	1*

* includes ties

LED ALL PLAYERS IN...

Scoring

Jay Jay Chandler	3*
Kayo Goncalves	-- (1)
Charles Manning Jr.	5*
Javon Franklin	1

Rebounding

Javon Franklin	4*
Kayo Goncalves	-- (5)
Jamal West	-- (5)
Marshall Kearing	2

Assists

Tyrell Jones	1
Charles Manning Jr.	4*

Blocks

Diante Smith	1
Kayo Goncalves	-- (3)
Jamal West	1* (8)
Javon Franklin	1
Marshall Kearing	1
Charles Manning Jr.	1
Lance Thomas	1*

* includes ties

Steals

Jay Jay Chandler	2
Diante Smith	2
Kayo Goncalves	1 (4)
Javon Franklin	2
Marshall Kearing	1
Charles Manning Jr.	2*

* includes ties

TEAM SUPERLATIVES

South Alabama

High	Low	Category	High	Low
102 vs. Spring Hill (11/9)	58 vs. Wichita State (11/13)	Points Scored	73 vs. Alabama (11/16)	41 vs. Spring Hill (11/9)
52 vs. Spring Hill (11/9)	25 vs. Texas A&M-Commerce (11/29)	Points Scored/1st Half	38 vs. San Diego (11/25)	17 vs. Spring Hill (11/9)
50 vs. Spring Hill (11/9)	26 vs. Wichita State (11/13)	Points Scored/2nd Half	42 vs. Alabama (11/16)	24 vs. Spring Hill (11/9)
61 vs. Spring Hill (11/9)	(-6) vs. Wichita State (11/13)	Victory Margin	6 vs. Wichita State (11/13)	(-6) vs. Spring Hill (11/19)
37 vs. Spring Hill (11/9)	24* vs. Texas A&M-Commerce (11/29)	Field Goals	27* vs. San Diego (11/25)	16 vs. Spring Hill (11/9)
78 vs. Spring Hill (11/9)	54 vs. Wichita State (11/13)	Field Goal Attempts	61** vs. William Carey (11/22)	45 vs. Mobile (11/20)
.567 (34-60) vs. Southern Miss (12/1)	.385 (25-65) vs. Alabama (11/16)	FG Percentage	.489 (23-47) vs. San Diego (11/25)	.258 (16-62) vs. Spring Hill (11/9)
.600 (18-30) vs. Southern Miss (12/1)	.261 (6-23) vs. Texas A&M-Commerce (11/29)	FG Percentage/1st Half	.516 (16-31) vs. San Diego (11/25)	.235 (8-34) vs. Spring Hill (11/9)
.552 (16-29) vs. William Carey (11/22)	.379 (11-29) vs. Wichita State (11/13)	FG Percentage/2nd Half	.476 (10-21) vs. Hawaii (11/26)	.286 (8-28) vs. Spring Hill (11/9)
11 vs. William Carey (11/22)	3 vs. Wichita State (11/13)	3-Pointers	11* vs. Texas A&M-Commerce (11/29)	0 vs. Spring Hill (11/9)
29 vs. Spring Hill (11/9)	16 vs. Wichita State (11/13)	3-Point Attempts	34 vs. Texas A&M-Commerce (11/29)	15 vs. Spring Hill (11/9)
.438 (7-16) vs. San Diego (11/25)	.188 (3-16) vs. Wichita State (11/13)	3-Point Percentage	.423 (11-26) vs. Hawaii (11/26)	.000 (0-15) vs. Spring Hill (11/9)
19* vs. William Carey (11/22)	7 vs. Wichita State (11/13)	Free Throws	12* vs. Hawaii (11/26)	5 vs. William Carey (11/22)
29 vs. Spring Hill (11/9)	5 vs. San Diego (11/25)	Free Throw Attempts	20 vs. Hawaii (11/26)	6 vs. William Carey (11/22)
.786 vs. Hawaii (11/26)	.571 (8-14) vs. Southern Miss (12/1)	Free Throw Percentage	.846 (8-11) vs. Texas A&M-Commerce (11/29)	.384 (5-13) vs. Mobile (11/20)
58 vs. Spring Hill (11/9)	34** vs. Southern Miss (12/1)	Total Rebounds	40 vs. Alabama (11/16)	32* vs. William Carey (11/22)
22 vs. Mobile (11/20)	5 vs. Wichita State (11/13)	Offensive Rebounds	13* vs. William Carey (11/22)	6 vs. Mobile (11/20)
37 vs. Spring Hill (11/9)	25 vs. Texas A&M-Commerce (11/29)	Defensive Rebounds	29 vs. San Diego (11/25)	19 vs. William Carey (11/22)
20 vs. Spring Hill (11/9)	(-11) vs. San Diego (11/25)	Rebounding Margin	11 vs. San Diego (11/25)	(-20) vs. Spring Hill (11/9)
21 vs. Alabama (11/16)	11 vs. William Carey (11/13)	Fouls	21* vs. Texas A&M-Commerce (11/29)	12 vs. Wichita State (11/13)
16 vs. William Carey (11/22)	6 vs. Hawaii (11/26)	Assists	13** vs. Texas A&M-Commerce (11/29)	2 vs. Spring Hill (11/9)
22 vs. Alabama (11/16)	2 vs. Mobile (11/20)	Turnovers	22 vs. Alabama (11/16)	12 vs. Wichita State (11/13)
8 vs. Spring Hill (11/9)	0 vs. San Diego (11/25)	Blocked Shots	9 vs. Alabama (11/16)	0 vs. Hawaii (11/26)
12 vs. Hawaii (11/26)	3 vs. Wichita State (11/13)	Steals	12 vs. Alabama (11/16)	1 vs. Hawaii (11/26)
5 vs. Spring Hill (11/9)	2 vs. Wichita State (11/13)	Double Figure Scorers	3* vs. Southern Miss (12/1)	0 vs. Spring Hill (11/9)

POINTS-REBOUNDS-ASSISTS

Date	Opponent	Jones	Thomas	Parham	Anderson	Goncalves	Smith	Al Anderson	Franklin	West	Kearing	Manning Jr.	Chandler	Shirley	Sizemore
11/9	Spring Hill	6-3-4	DNP	DNP	DNP	14-4-1	16-7-1	11-7-2	12-9-0	5-8-0	4-5-0	9-2-2	21-7-3	4-3-2	0-1-0
11/13	at Wichita State	4-5-2	DNP	DNP	DNP	8-1-1	2-5-1	5-2-0	18-12-2	0-0-1	DNP	13-4-1	8-2-1	DNP	DNP
11/16	at Alabama	DNP	DNP	DNP	DNP	12-7-0	7-3-2	9-5-0	11-11-2	0-0-0	0-1-0	23-6-4	6-4-0	0-0-0	DNP
11/20	Mobile	DNP	DNP	DNP	DNP	3-4-0	8-3-1	11-7-1	2-1-0	9-5-1	14-16-2	13-5-5	15-4-2	3-2-0	0-1-0
11/22	William Carey	DNP	DNP	DNP	DNP	6-4-2	15-3-1	8-3-1	6-4-1	6-4-0	11-10-1	18-4-4	22-4-3	1-3-2	3-0-1
11/25	San Diego	DNP	8-2-0	DNP	DNP	3-2-0	5-7-2	8-3-0	0-2-0	DNP	2-2-0	21-2-5	21-6-4	DNP	DNP
11/26	Hawaii	DNP	2-0-0	DNP	DNP	5-6-0	15-1-0	6-2-0	8-5-0	DNP	0-0-0	25-7-2	10-2-4	DNP	DNP
11/29	Texas A&M-Commerce	DNP	0-0-0	DNP	DNP	13-6-0	11-7-1	5-4-1	7-6-0	DNP	0-2-1	20-1-5	13-7-3	DNP	DNP
12/1	Southern Miss	DNP	7-1-0	DNP	DNP	8-4-0	11-5-5	10-6-0	22-9-1	1-3-1	0-1-1	7-0-0	16-4-6	3-0-0	0-0-0
12/4	at Jacksonville State														
12/14	Tarleton State														
12/17	at Tarleton State														
12/21	SIU-Edwardsville														
12/30	at UTA														
1/1	at Texas State														
1/6	Appalachian State														
1/8	Coastal Carolina														
1/13	Georgia State														
1/15	Georgia Southern														
1/20	at Louisiana														
1/22	at ULM														
1/27	Troy														
1/29	at Troy														
2/3	at Georgia Southern														
2/5	at Georgia State														
2/10	Little Rock														
2/12	Arkansas State														
2/17	at Coastal Carolina														
2/19	at Appalachian State														
2/24	Texas State														
2/26	UTA														

SPECIALTY STATS

Date	Opponent	South Alabama						Opponent						USA Lead	Opp Lead	Time Tied	Largest Lead	Largest Def.	Halftime Lead/Def.
		Final	Paint	TOs	2nd	Fast	Bench	Paint	TOs	2nd	Fast	Bench							
11/9	Spring Hill	W 102-41	50	9	25	23	40	22	21	5	9	25	38:21	00:00	1:39	63	0	33	
11/13	at Wichita State	L 58-64	38	14	9	6	18	28	12	15	4	28	9:00	24:25	6:35	6	7	Tied	
11/16	at Alabama	L 68-73	34	21	10	4	9	36	22	12	5	12	15:44	19:28	5:28	6	8	3	
11/20	Mobile	W 78-45	46	2	22	6	22	18	20	4	0	13	38:04	00:20	1:36	37	2	17	
11/22	William Carey	W 96-53	38	12	16	6	36	26	18	9	2	18	39:29	00:00	0:31	43	0	20	
11/25	San Diego	W 68-67	34	9	15	6	15	28	15	6	8	23	15:36	21:18	3:46	6	10	-7	
11/26	Hawaii/UIC	W 72-69	44	10	2	11	18	20	20	11	5	12	16:39	19:16	4:15	7	9	-2	
11/29	Texas A&M-Commerce	W 69-66	34	16	8	5	11	20	19	5	5	29	06:06	31:28	2:36	6	15	-7	
12/1	Southern Miss	W 85-55	48	12	14	18	22	30	16	10	4	32	39:42	00:00	0:18	39	0	21	
12/4	at Jacksonville State																		
12/14	Tarleton State																		
12/17	at Tarleton State																		
12/21	SIU-Edwardsville																		
12/30	at UTA																		
1/1	at Texas State																		
1/6	Appalachian State																		
1/8	Coastal Carolina																		
1/13	Georgia State																		
1/15	Georgia Southern																		
1/20	at Louisiana																		
1/22	at ULM																		
1/27	Troy																		
1/29	at Troy																		
2/3	at Georgia Southern																		
2/5	at Georgia State																		
2/10	Little Rock																		
2/12	Arkansas State																		
2/17	at Coastal Carolina																		
2/19	at Appalachian State																		
2/24	Texas State																		
2/26	UTA																		

* Season high
TOs: turnovers

SOUTH ALABAMA'S 100-POINT GAMES

116-101 (12/28/68) vs. Miss. College (N)
110-78 (1/15/69) vs. Florida Tech
129-96 (2/8/69) at Florida Tech
101-86 (12/16/69) at Missouri-Saint Louis
102-100 (1/31/70) at Tampa
106-114 (2/26/70) at Loyola-New Orleans
103-81 (12/7/73) vs. Alabama-Huntsville
103-76 (1/5/74) vs. St. Bernard
102-90 (1/12/74) vs. Hardin-Simmons
102-84 (1/19/74) vs. Baptist
104-71 (1/26/74) vs. Tulane
123-89 (2/14/74) at Southern Mississippi
123-102 (1/29/74) vs. Ala.-Huntsville
114-86 (12/7/74) vs. St. Bernard
101-82 (12/9/74) vs. Baptist
121-68 (1/4/75) vs. Macalester
116-98 (1/6/75) vs. VMI (N)
114-89 (1/11/75) vs. West Florida
119-93 (1/13/75) vs. Samford
108-83 (2/12/75) vs. Wisconsin-Parkside
112-64 (12/29/75) vs. Rice (N)
102-70 (1/12/76) vs. Samford
117-74 (2/21/76) at Baptist
109-89 (2/28/76) at Louisiana
102-80 (12/3/76) vs. Rider (N)
113-86 (1/7/77) vs. Hardin-Simmons
106-89 (1/15/77) vs. Missouri-Saint Louis

100-80 (2/21/77) vs. Robert Morris
101-78 (11/28/77) vs. Oakland
111-78 (11/25/78) vs. SIU-Edwardsville
111-90 (12/30/78) vs. Wisc.-Whitewater
101-65 (1/25/79) vs. New Orleans
114-83 (2/1/79) vs. South Florida
101-72 (12/27/79) vs. Rider
105-47 (1/3/80) vs. Missouri Baptist
101-53 (12/13/80) vs. Prairie View A&M
103-61 (11/29/81) vs. Illinois-Benedictine
120-73 (12/7/82) vs. Florida International
101-62 (12/20/82) vs. Roosevelt
106-57 (1/2/84) vs. Roosevelt
101-91 (2/25/84) at UNC Charlotte
110-75 (2/27/84) vs. Bethune-Cookman
104-68 (11/24/84) vs. Bethune-Cookman
109-57 (11/27/84) vs. Morgan State
105-65 (12/30/86) vs. FIU
101-69 (1/24/87) vs. Central Florida
101-90 (12/8/87) vs. Alabama State
107-75 (12/30/87) vs. San Francisco State
100-96 at (1/2/88) vs. VCU
110-111 (11/30/88) at Marshall
108-69 (12/22/88) vs. Stephen F. Austin
104-84 (1/11/89) vs. Alabama State
114-84 (1/18/89) vs. UAB
103-74 (1/23/89) vs. Jacksonville

116-66 (3/1/89) vs. Nicholls State
103-84 (3/5/89) vs. UAB (N)
105-59 (3/6/89) vs. Jacksonville (N)
111-68 (12/20/89) vs. Alabama State
103-86 (12/5/90) vs. Hawaii Loa
121-105 (1/5/91) vs. UNC Charlotte
100-89 (1/7/91) vs. Old Dominion
100-91 (2/21/91) at Western Kentucky
131-93 (2/27/91) vs. Prairie View A&M
105-78 (3/3/91) vs. VCU
105-98 (12/17/91) vs. North Texas
107-87 (12/21/91) vs. Auburn (N)
113-95 (1/2/92) vs. Jacksonville
107-88 (1/28/92) at Central Florida
107-100 (12/7/92) vs. West Virginia
105-100 (12/21/92) vs. Baylor
101-98 (1/24/93) at Western Kentucky
109-86 (2/20/93) at Jacksonville
101-80 (2/24/93) vs. Lamar
101-77 (3/1/93) at Texas-Pan American
109-95 (12/14/93) vs. Troy
156-114 (12/2/94) vs. Prairie View A&M
106-117 (12/17/94) vs. Southern
105-86 (12/20/94) vs. UAB
105-85 (1/26/95) vs. Louisiana
105-70 (1/31/98) vs. Texas-Pan American
104-99 2ot (2/20/02) at Bethune-Cookman

123-75 (2/25/03) vs. William Carey
101-76 (1/6/07) vs. Florida Atlantic
102-62 (12/11/11) vs. Alcorn State
104-95 (1/8/15) vs. Appalachian State
106-76 (11/11/18) vs. Huntingdon
103-81 (12/16/20) vs. Flagler (Fla.)
102-41 (11/9/21) vs. Spring Hill
(N) = Neutral site game

100-point games: 88

Losses when scoring 100 points: 3
2/26/70 vs. Loyola-New Orleans
11/30/88 at Marshall
12/17/94 vs. Southern

Times scoring 100 points on road: 14

Back-to-back 100-point games:

1/12-1/19/74
12/7-12/9/74
1/4-1/6/75
1/11-1/13/75
2/25-2/27/84
11/24-11/27/84
12/30/87-1/2/88
3/5-3/6-89
1/5-1/7/91
2/20-2/24-93
12/17-12/20/94

THE LAST TIME...

Individual

A player scored 40 points: Junie Lewis (41) vs. VCU (1/30/88)

A player scored 30 points: Michael Flowers (34) vs. ULM (3/5/21)

A player made 15 field goals: Junie Lewis (15) vs. VCU (1/30/88)

A player made 8 3-pointers: Kory Holden (8) at Southern Miss (11/28/18)

A player made 11 free throws: Michael Flowers (11) vs. ULM (3/5/21)

A player grabbed 20 rebounds: Terry Catledge (26) vs. UNC Charlotte (1/20/85)

A player dished out 10 assists: Herb McGee (11) vs. Southeast Missouri (11/19/18)

A player blocked 7 shots: Trhae Mitchell (9) vs. Pikeville (11/6/19)

A player had 7 steals: Demetric Bennett (7) vs. Texas College (12/19/06)

A player made a shot in the last 2 seconds to win: Kayo Goncalves (0.0, 3 ptr, W 76-75) at Southern Miss (12/12/20)

An opponent made a shot in the last 2 seconds to win: Demario Beck (1.3, 2 ptr, L 70-72) at Coastal Carolina (2/17/18)

Team - Offense

Scored 100+ points: 102-41 vs. Spring Hill (11/9/21)

Scored 90-99 points: 96 vs. William Carey (11/22/21)

Scored 50 or fewer: 49-62 at Georgia Southern (1/2/21)

Scored 90 or more and lost: 90-93 at Alabama A&M 2OT (12/19/20)

Scored 90 or more in regulation and lost: 94-102 at Little Rock (1/30/95)

Scored 55 or fewer and won: 50-49 vs. ULM (2/15/20)

Made 45 field goals: 48 vs. William Carey (2/25/03)

Shot 60% from the floor: 61.0% (36-59) vs. Flagler (Fla.) (12/16/20)

Shot 70% from the floor in a half: 81.0% at Appalachian State (2/20/20)

Shot less than 30% from the floor: 24.7% vs. Jacksonville (11/17/18)

Shot less than 20% from the floor in a half: 18.5% at Southern Miss (11/17/10)

Made 12 3-pointers: 15 vs. Georgia State (2/26/21)

Made 35 free throws: 37 vs. New Orleans (3/9/08)

Grabbed 60 rebounds: 61 vs. Florida International (2/11/10)

Recorded 15 or more steals: 20 vs. Texas College (12/19/06)

Recorded 25 or more assists: 25 vs. Alabama A&M (12/19/18)

Blocked 10 or more shots: 10 vs. Alabama A&M (12/17/19)

Had fewer than 7 turnovers: 2 vs. Mobile (11/20/21)

Did not make a 3-pointer: 0-24 at Florida State (11/20/11)

Shot less than 10% on 3-pointers: 6.7% (1-15) at Louisiana (2/13/17)

Shot 90% from the free throw line: 100% (7-7) at Georgia Southern (1/2/21)

Shot less than 50% from the free throw line: 42.1% (8-19) vs. Georgia State (1/17/19)

Had six players score in double figures: 6 vs. Flagler (Fla.) (12/16/20); Lucure-22, Flowers-18, Pettway-14, Curry-14, West-13, Iorio-13

Had zero players score in double figures: at Little Rock (2/6/16)

Had two 20-point scorers: Jay Jay Chandler (21) and Charles Manning Jr. (21) vs. San Diego (11/25/21)

Two players had a double-double: Trhae Mitchell (18p-11r) and Herb McGee (12p-10r) at Appalachian State (3/9/19)

Team - Defense

Held a team to 39 or fewer: 99-34 vs. Trinity Baptist (1/9/18)

Had an opponent score 100 or more: 101-58 at Auburn (11/6/18)

Had an opponent shoot 70% or better in a half: 70.8% (17-24) at Georgia State (2/15/19)

Held an opponent to less than 30% from the field: 25.8% (16-62) vs. Spring Hill (11/9/21)

Held an opponent to less than 20% from the field in a half: 16.1% (5-31) vs. Mobile (12/28/19)

Held an opponent to less than 10% 3-point FG's: 0.0% (0-15) vs. Spring Hill (11/9/21)

Team - Miscellaneous

Won a game by 25 points or more: 30 (85-55) vs. Southern Miss (12/1/21)

Lost a game by 25 points or more: 29 (62-91) at Little Rock (1/12/19)

Won a game when trailing by 10 or more: 15, 32-17 (1:43, 1st) vs. Texas A&M-Commerce (11/29/21)

Won a game when trailing by 10 or more in 2nd half: 10, 48-38 (12:35, 2nd) vs. Texas A&M-Commerce

Lost a game when leading by 10 or more: 16, 19-3 (12:44, 1st) at Coastal Carolina (1/8/21)

Lost a game when leading by 10 or more in 2nd half: 11, 56-45 (8:47) vs. La Salle (11/27/19)

Played an overtime game: L 90-93 2OT at Alabama A&M (12/19/20)

Played in a multiple-overtime game: L 90-93 2OT at Alabama A&M (12/19/20)

Won an overtime game: 84-77 2OT vs. Coastal Carolina (1/5/19)

Lost an overtime game: 90-93 at Alabama A&M (12/19/20)

HISTORY VS. RANKED OPPONENTS

Date	Opponent	W/L	Score
2/28/70	at #15 Houston	L	90-128
1/25/71	at #6 Jacksonville	L	76-91
2/4/71	#6 Jacksonville	L	83-102
1/19/72	at #11 Florida State	L	72-105
2/7/72	#12 Florida State	L	81-104
12/19/72	at #10 Missouri	L	66-94
2/8/73	#16 Jacksonville	L	63-77
2/21/73	#20 at Jacksonville	L	56-101
12/13/75	at #16 UNLV	L	82-122
2/2/78	at #15 Florida State	W	58-56
3/10/79	vs. #18 Louisville (NCAA)	L	66-69
12/1/79	at #10 Louisville	L	73-75
12/16/80	at #7 Ohio State	W	76-67
1/13/82	#17 Louisville	L	68-76
12/15/82	at #13 Louisville	L	77-94
1/11/85	#10 Kansas	L (ot)	81-90
1/24/85	#19 Virginia Commonwealth	L	70-71
2/2/85	at #20 UAB	L (ot)	73-81
12/9/85	at #7 Kansas	L	48-72
1/13/86	at #14 UAB	L	64-77
2/24/86	at #16 Louisville	L	55-66
1/4/88	at #20 Louisville	L	69-80
3/17/89	vs. #20 Alabama (NCAA)	W	86-84
3/19/89	vs. #10 Michigan (NCAA)	L	82-91
11/29/89	#11 Arkansas	L	90-105
12/8/89	at #14 Indiana	L	67-96
12/11/90	at #2 Arkansas	L	91-101
3/15/91	vs. #10 Utah (NCAA)	L	72-82
12/30/91	#16 Arkansas	L	82-101
2/22/92	#19 Cincinnati	L	78-104
1/2/93	at #21 Cincinnati	L	49-87
2/27/93	#19 New Orleans	L	62-71
3/13/97	vs. #15 Arizona (NCAA)	L	57-65
3/12/98	vs. #22 Illinois (NCAA)	L	51-64
12/30/99	at #6 Florida	L	61-82
12/30/02	#8/10 Mississippi State	L	74-85
12/2/04	at #15/21 Mississippi State	L	52-66
12/17/05	#25 Houston	W	66-62
3/16/06	vs. #11 Florida (NCAA)	L	50-76
11/23/08	at #3/3 Louisville	L	54-81
12/22/09	at #18/18 Florida	W	67-66
11/20/11	at #25/24 Florida State	L	39-80
11/9/12	at #25/24 Florida State	W	76-71
12/14/13	vs. #20/16 Gonzaga (Seattle)	L	59-68
11/28/14	at #17/20 Miami (Fla.)	L	75-87
11/6/18	at #11/12 Auburn	L	58-101
11/12/19	#22 Auburn	L	69-70
11/16/21	at #14 Alabama	L	68-73

Record: 6-42

THE POLLS

Associated Press Poll – through Nov. 29, 2021

Rank	Team	Record	Pts	Prev
1	Duke	7-0	1,513	5
2	Purdue	6-0	1,442	3
3	Gonzaga	6-1	1,428	1
4	Baylor	7-0	1,324	6
5	UCLA	6-1	1,253	2
6	Villanova	4-2	1,147	7
7	Texas	4-1	1,115	8
8	Kansas	5-1	1,027	4
9	Kentucky	5-1	1,002	10
10	Arkansas	6-0	960	13
11	Arizona	6-0	851	17
12	BYU	6-0	791	18
13	Tennessee	4-1	730	15
14	Florida	6-0	681	23
15	Houston	6-1	631	12
16	Alabama	6-1	456	10
17	UConn	6-1	437	22
18	Memphis	5-1	435	9
19	Iowa State	6-0	403	NR
20	USC	6-0	403	24
21	Auburn	5-1	325	19
22	Michigan State	5-2	295	NR
23	Wisconsin	5-1	224	NR
24	Michigan	4-2	177	20
25	Seton Hall	5-1	151	21

OTHERS RECEIVING VOTES

Illinois 111, St. Bonaventure 106, LSU 93, Ohio State 75, Indiana 63, Colorado State 59, Xavier 46, Texas Tech 34, Marquette 23, North Carolina 9, Iowa 9, San Francisco 7, Loyola Chicago 3, Virginia Tech 3, Louisville 2, Wake Forest 2, Iona 1, Ohio 1

2021-22 opponents in bold italics

ESPN/USA Today Coaches Poll – through Nov. 29, 2021

Rank	Team	Record	Pts	Prev
1	Duke	7-0	761	6
2	Purdue	6-0	742	4
3	Gonzaga	6-1	706	3
4	Baylor	7-0	693	5
5	UCLA	6-1	627	2
6	Villanova	4-2	563	7
7	Kansas	5-1	524	3
8	Texas	4-1	500	8
9	Arkansas	6-0	473	12
10	Kentucky	5-1	436	13
11	Arizona	6-0	431	19
12	Florida	5-0	425	24
13	BYU	6-0	399	18
14	Houston	5-1	321	11
15	Tennessee	4-1	304	17
16	Alabama	6-1	231	9
17	UConn	6-1	222	21
18	USC	6-0	205	25
19	Memphis	5-1	184	10
20	Auburn	5-1	145	22
21	Wisconsin	5-1	140	NR
22	Michigan State	5-2	138	NR
23	Iowa State	6-0	134	NR
24	Michigan	4-2	123	13
25	St. Bonaventure	5-1	96	16

OTHERS RECEIVING VOTES

Seton Hall 86; Texas Tech 68; Louisiana State 66; Illinois 65; Ohio St. 43; Marquette 42; Colorado St. 38; Indiana 29; Iowa 28; Xavier 25; Florida State 22; Utah St. 13; Providence 11; West Virginia 5; San Francisco 5; Saint Louis 3; Oklahoma State 3.

2021-22 opponents in bold italics

SUN BELT INFO

2021-22 SBC Players of the Week

Week 1 (11/16): Corey Allen, Georgia State
 Week 2 (11/23): Caleb Asberry, Texas State
 Week 3 (11/30): Charles Manning Jr., South Alabama
 Week 4
 Week 5
 Week 6
 Week 7
 Week 8
 Week 9
 Week 10
 Week 11
 Week 12
 Week 13

All-Sun Belt Preseason

Player of the Year: Norchad Omier, Arkansas State

FIRST TEAM

Justin Forrest, Appalachian State
 Norchad Omier, Arkansas State
 Corey Allen, Georgia State
 Theo Akwuba, Louisiana
 Mason Harrell, Texas State

SECOND TEAM

Marquis Eaton, Arkansas State
 Eliel Nsoseme, Georgia State
 Kane Williams, Georgia State
 David Azore, UTA
 Caleb Asberry, Texas State

THIRD TEAM

Nikola Maric, Little Rock
 Essam Mostafa, Coastal Carolina
 Jordan Brown, Louisiana
 Isiah Small, Texas State
 Nick Stampley, Troy

2021-22 Preseason SBC Poll

(As selected by head coaches)

West

Louisiana 125 (2)
 Texas State 110
 Arkansas State 89
 Little Rock 46
 UTA 40
 ULM 25

East

Georgia State 139 (8)
 Appalachian State 109 (2)
South Alabama 105
 Coastal Carolina 69
 Troy 40
 Georgia Southern 39

2021-22 USA Milestone Games

20-plus points

21- Jay Jay Chandler vs. Spring Hill (11/9)
 23- Charles Manning Jr. vs. Alabama (11/16)
 22- Jay Jay Chandler vs. William Carey (11/22)
 21- Jay Jay Chandler vs. San Diego (11/25)
 21- Charles Manning Jr. vs. San Diego (11/25)
 25- Charles Manning Jr. vs. Hawaii (11/26)
 20- Charles Manning Jr. vs. Texas A&M-Commerce (11/29)
 22- Javon Franklin vs. Southern Miss (12/1)

10-plus rebounds

12- Javon Franklin vs. Wichita State (11/13)
 11- Javon Franklin vs. Alabama (11/13)
 16- Marshall Kearing vs. Mobile (11/20)
 10- Marshall Kearing vs. William Carey (11/22)

10-plus assists

--

5-plus blocks

5- Charles Manning Jr. vs. Texas A&M-Commerce (11/29)

5-plus steals

5- Jay Jay Chandler vs. San Diego (11/25)

Double-doubles

Javon Franklin, 18 pts and 12 rebs vs. Wichita State (11/13)
 Javon Franklin, 11 pts and 11 rebs vs. Alabama (11/16)
 Marshall Kearing, 14 pts and 16 rebs vs. Mobile (11/20)
 Marshall Kearing, 11 pts and 10 rebs vs. William Carey (11/22)

SINGLE GAME RECORDS

INDIVIDUAL

POINTS			
1. Eugene Oliver	46	at USM	2/14/74
2. Junie Lewis	41	at VCU	1/30/88
3. Roger Webb	41	at Fla. Tech	12/8/69
4. Roger Webb	40	Abilene Christian	1/11/71
5. Demetric Bennett	39	Miss. State	12/15/07
Michael Gerren	39	at Jacksonville	2/7/83
John Bennett	39	USF	2/1/79

FIELD GOALS

1. Eugene Oliver	19	at USM	2/14/74
Roger Webb	19	Abilene Christian	1/11/71
3. John Bennett	17	USF	2/1/79
4. Terry Catledge	16	Charlotte	1/20/85
Terry Catledge	16	Beth.-Cookman	11/24/84

FIELD GOALS ATTEMPTED

1. Michael Gerren	30	at USF	2/10/83
2. Michael Flowers	29	Georgia Southern	1/22/21
Eugene Oliver	29	at USM	2/14/74
4. Terrance Brodnick	27	at Jacksonville	2/11/88
Junie Lewis	27	USM	1/19/88
Terry Catledge	27	Charlotte	1/20/85
Albert Gardner	27	at UNLV	12/13/75
Eugene Oliver	27	at USF	2/5/73
Kent Carson	27	at Houston	2/28/70

FIELD GOAL PERCENTAGE (Min. 8 made)

1. Samuel Hines	12-12	vs. Auburn	12/21/91
2. Brandon Davis	11-11	at ULM	1/8/09
3. Javon Franklin	10-10	vs. Southern Miss	12/1/21
3. Rory White	9-9	Jacksonville	2/8/81
4. Darrin Evans	8-8	vs. WKU	2/28/98
Darrin Evans	8-8	La.-Lafayette	2/10/98
Rico Alderson	8-8	Jacksonville	2/15/97
Thomas Leafford	8-8	at Hardin-Simmons	2/17/77
Rick Sinclair	8-8	Rice	12/29/75

3-POINTERS MADE

1. Freddie Goldstein	9	at ULM	2/11/12
Freddie Goldstein	9	at Troy	1/14/12
3. Kory Holden	8	at USM	11/28/18
Domonic Tilford	8	at Troy	2/10/08
Chris Young	8	Marist	12/22/02
Derek Turner	8	WKU	2/5/92
Derek Turner	8	USM	1/8/90
Jeff Hodge	8	UCF	1/24/87

3-POINTERS ATTEMPTED

1. Michael Flowers	17	Georgia Southern	1/22/21
Dean Marshman	17	vs. NW State	12/9/94
Michael Gerren	17	at USF	2/10/83
4. Freddie Goldstein	16	at Troy	1/14/12
Brian McGovern	16	La. Tech	1/21/96
6. Michael Flowers	15	Georgia State	2/26/21
Chris Young	15	William Carey	2/25/03
Chris Young	15	at Georgia	12/18/02

3-POINT PERCENTAGE (Min. 6 made)

1. Demetric Bennett	6-6	Miss. State	12/15/07
2. Gary Redus	7-8	at Troy	1/27/11
3. Barrington Stevens	6-7	Southern Miss	12/14/15
Demetric Bennett	6-7	at FIU	3/1/08
5. Kory Holden	8-10	at USM	11/28/18
Jeff Hodge	8-10	UCF	1/24/87

FREE THROWS MADE

1. Roger Webb	21	at Fla. Tech	2/8/69
2. Rusty Yoder	16	at Lamar	1/11/97
Kent Carson	16	at Arizona	12/20/71
4. Brandon Davis	15	UNO	3/9/08
Terry Catledge	15	Jacksonville	1/31/84
Ed Rains	15	vs. UTEP	12/5/80

FREE THROWS ATTEMPTED

1. Roger Webb	21	at Fla. Tech	2/8/69
2. Brandon Davis	20	UNO	3/9/08
3. Demetric Williams	19	at Beth.-Cookman	2/20/02
Terry Catledge	19	Alabama State	12/27/83
Kent Carson	19	at Arizona	12/20/71

FREE THROW PERCENTAGE (Min. 10 made)

1. Roger Webb	21-21	at Fla. Tech	2/8/69
2. Rusty Yoder	16-16	at Lamar	1/11/97
3. Augustine Rubit	12-12	at Ark. State	1/31/13
Charlie Burke	12-12	at La. Tech	1/29/94
Marcus Cohen	12-12	at WKU	1/24/93
Herb Andrew	12-12	vs. UTEP	12/5/80
Garry Reese	12-12	at Hardin-Simmons	2/17/77

REBOUNDS

1. Leon Williams	28	vs. UTA	12/30/72
2. Terry Catledge	26	Charlotte	1/20/85
3. Steve Schmitt	24	at Memphis	2/5/72
Wally Prescott	24	Roanoke	1/12/70
5. Rick Sinclair	23	St. Bernard	12/7/74

ASSISTS

1. Herb Andrew	19	MVSU	1/2/81
2. Cedric Yelding	17	La.-Lafayette	1/26/92
3. Anthony Foster	16	at UALR	1/30/95
4. Daon Merritt	13	at Troy	2/10/08
Lonnie Legette	13	at UNO	1/26/78
Kevin Courtney	13	NW State	1/24/77
Ray Edwards	13	Samford	1/13/75

STEALS

1. Ed Rains	9	Oregon Tech	12/15/79
2. Ericson Beck	8	West Fla.	12/12/00
3. Demetric Bennett	7	Texas Coll.	12/19/06
Demetric Williams	7	North Georgia	12/4/02
Cedric Yelding	7	Baylor	12/21/92
Cedric Yelding	7	WKU	2/5/92
Kenny Gibson	7	at ODU	1/26/85
Michael Gerren	7	vs. USF	3/4/83
Jimmy Tate	7	Oglethorpe	11/26/76

BLOCKED SHOTS

1. Trhae Mitchell	9	Pikeville	11/6/19
Frank Wilson	9	UAB	12/20/94
Kelly Blaine	9	Alabama State	12/27/84
4. Trhae Mitchell	8	Arkansas State	3/12/19
Javier Carter	8	WKU	2/18/12
Kelvin Kato	8	at West Virginia	12/9/93

TEAM

POINTS		
1. Prairie View A&M	156	12/2/94
2. Prairie View A&M	131	2/27/91
3. at Florida Tech	129	2/8/69
4. William Carey	123	2/25/03
Alabama-Huntsville	123	11/29/74
at Southern Miss	123	2/14/74

POINTS ALLOWED (high)

1. at Southern Utah	140	12/10/94
2. at Houston	128	2/28/70
3. at UNLV	122	12/13/75
4. vs. Auburn	120	11/27/87
at Jacksonville	120	1/17/72

POINTS ALLOWED (Low)

1. vs. New Orleans	22	2/26/78
2. Jacksonville	31	1/29/98
3. New Orleans	32	1/18/99
4. Denver	33	1/27/08
5. Trinity Baptist	34	1/9/18

FIELD GOALS MADE

1. Prairie View A&M	62	12/2/94
2. Prairie View A&M	55	2/27/91
3. Samford	54	1/13/75
4. Macalester	53	1/4/75
5. at Southern Miss	52	2/14/74

FIELD GOAL ATTEMPTS

1. Prairie View A&M	120	12/2/94
2. at Florida Tech	113	2/8/69
3. St. Bernard	112	1/5/74
4. vs. Mississippi Coll.	108	12/28/69
5. Prairie View A&M	107	2/27/91

FIELD GOAL PERCENTAGE

1. Roosevelt	.717 (43-60)	1/2/84
2. at Appalachian State	.698 (30-43)	2/20/20
3. vs. Brooklyn	.685 (37-54)	12/26/85
4. vs. Troy	.684 (26-38)	2/29/20
5. Florida International	.680 (51-75)	12/7/82

3-POINTERS MADE

1. at Rice	17	12/7/13
2. Georgia State	15	2/26/21
West Florida	15	11/22/06
North Texas	15	2/25/06
Troy	15	1/7/06
Ark.-Monticello	15	12/12/04

3-POINTERS ATTEMPTED

1. at Jacksonville	43	1/16/95
2. Southern	39	12/17/94
3. Jacksonville	38	2/12/95
vs. NW State	38	12/9/94
5. Georgia State	37	2/26/21
at Arkansas State	37	2/4/16
at Rice	37	12/7/13
Alabama State	37	11/30/03

3-POINT PERCENTAGE (Min. 10 made)

1. at Louisiana Tech	.714 (10-14)	1/24/98
2. Troy	.706 (12-17)	2/2/19
3. Southern Miss	.667 (10-15)	1/8/90
4. at UL Monroe	.636 (14-22)	2/11/12
5. at Baylor	.625 (10-16)	1/4/92

FREE THROWS MADE

1. Western Kentucky	39	2/24/96
Alabama State	39	1/11/89
Spring Hill	39	1/22/69
4. New Orleans	37	3/9/08
5. at Hardin-Simmons	36	1/10/72

FREE THROWS ATTEMPTED

1. at Bethune-Cookman	56	2/20/02
2. Alabama State	51	1/11/89
3. at Jacksonville	50	2/20/93
Western Kentucky	50	2/24/96
Georgia Southern	50	12/11/78

FREE THROW PERCENTAGE (Min. 12 made)

1. at UL Lafayette	1.000 (12-12)	2/24/97
2. vs. UTEP	.971 (33-34)	12/5/80
3. at South Florida	.957 (22-23)	2/13/88
4. at VCU	.952 (20-21)	1/6/81
5. at Jacksonville	.947 (18-19)	2/21/73

REBOUNDS

1. St. Bernard	84	12/7/74
2. Spring Hill	73	1/13/73
3. Troy	72	12/14/93
4. Macalester	71	1/4/75
5. Southern Miss	70	1/2/74

ASSISTS

1. Austin Peay	43	12/27/78
2. FIU	40	12/7/82
3. MVSU	36	1/2/81
4. Roosevelt	35	12/20/82
Baptist	35	12/16/74

STEALS

1. Rice	22	12/29/75
2. Texas College	20	12/19/06
3. Prairie View A&M	18	12/2/94
Western Kentucky	18	2/5/92
Missouri Baptist	18	1/3/80
Rider	18	12/27/79

BLOCKED SHOTS

1. Austin Peay	15	12/27/78
2. Troy	14	12/14/93
3. Pikeville	12	11/6/19
UL Lafayette	12	1/17/14
Louisiana Tech	12	2/19/94
Alabama State	12	12/27/84



Official Basketball Box Score - Final
Spring Hill at South Alabama
11/09/21 Mitchell Center, Mobile
2021-22 Men's Basketball

Game Time: 7:00 PM
Game Duration: 1:50
Attendance: 2,007

Officials: Mick Fieldbender, Jason Deering, Nomi Kidwa

Spring Hill - 41

Record: 0-0

NO. Name	Min	FG		3P		FT		Rebounds		Fouls		TP	AS	TO	ST	Blocks		+/-
		M-A	M-A	M-A	M-A	OR	DR	PF	FD	BS	BA							
13 David Daniels	F 30:17	1-9	0-0	2-6	3	4	7	2	5	4	0	3	1	2	1	2	1	-41
24 Beril Kabamba	F 26:49	1-10	0-2	0	2	6	8	2	0	2	0	2	0	0	0	3	-43	
10 Tana Kopa	G 18:41	0-5	0-3	0-0	0	3	3	2	1	0	0	0	0	0	0	0	-18	
20 Jaden Gray	G 23:55	3-8	0-1	2-2	3	1	4	1	2	8	0	3	1	0	0	0	-36	
35 Sam Davidson	G 17:56	1-8	0-3	0-0	1	1	2	3	0	2	0	4	0	0	0	1	-33	
12 Timothy Reilly	G 05:19	0-0	0-0	0-0	0	0	0	1	0	0	0	0	0	0	0	0	-12	
5 Ashton Hawkins	18:18	1-6	0-2	0-0	0	2	2	3	2	2	0	2	0	0	0	1	-27	
1 Steven Lyles	18:41	3-5	0-1	1-2	0	3	3	4	1	7	0	0	0	0	0	1	-23	
22 John Abate	25:54	3-6	0-2	1-3	1	4	5	2	3	7	2	4	0	0	0	0	-40	
45 Denys Bobchuk	07:31	2-4	0-1	3-4	1	1	1	2	7	0	0	0	0	0	0	0	-21	
14 Georgios Kostikas	04:16	1-1	0-0	0-0	0	0	0	0	0	2	0	1	0	0	0	0	-7	
21 Eli Lenihan	02:23	0-0	0-0	0-0	0	0	0	0	1	0	0	1	0	0	0	0	-4	
Totals		16-62	0-15	9-17	13	25	38	21	17	41	2	21	2	2	2	8	-61	

Technical Fouls: Daniels 2nd 13:17

Shooting By Period

1 st FG%	8-34	23.5%
3PT%	0-4	0.0%
FT%	1-3	33.3%
2 nd FG%	8-28	28.6%
3PT%	0-6	0.0%
FT%	9-14	64.3%
GM FG%	16-62	25.8%
3PT%	0-15	0.0%
FT%	9-17	52.9%

Dead Ball Rebounds: 4, 0

South Alabama - 102

Record: 1-0

NO. Name	Min	FG		3P		FT		Rebounds		Fouls		TP	AS	TO	ST	Blocks		+/-
		M-A	M-A	M-A	M-A	OR	DR	PF	FD	BS	BA							
4 Kayo Goncalves	F 19:49	4-8	3-7	3-3	1	3	4	3	2	14	1	0	1	0	1	0	35	
13 Javon Franklin	F 20:09	6-8	0-0	0-0	3	6	9	0	0	12	0	1	0	0	0	0	27	
0 Tyrell Jones	G 21:05	2-4	1-1	1-2	1	2	3	0	3	6	4	2	1	0	0	0	32	
21 Charles Manning, Jr.	G 19:37	4-11	1-5	0-0	0	2	2	1	1	9	2	1	2	1	0	0	29	
22 Jay Jay Chandler	G 20:58	6-13	1-4	8-13	1	6	7	3	8	21	3	1	3	1	1	3	39	
10 Diante Smith	G 19:47	5-12	3-8	3-3	1	6	7	4	2	16	1	2	3	2	0	45		
25 Jamal West	22:54	1-4	0-0	3-6	5	3	8	3	3	5	0	0	0	1	1	31		
12 Alex Anderson	26:54	5-8	0-0	1-2	2	5	7	1	2	11	2	1	1	1	1	41		
20 Marshall Keating	12:11	2-4	0-0	0-0	3	2	5	2	4	0	0	0	0	0	0	16		
24 Tyler Shirley	11:30	2-4	0-2	0-0	1	1	0	0	0	4	2	1	0	0	0	10		
14 Adam Sizemore	05:06	0-2	0-2	0-0	0	1	0	0	0	0	0	0	0	0	0	0		
Totals		37-78	9-29	19-29	21	37	58	17	21	102	9	11	8	2	6	61		

Technical Fouls: NONE

Shooting By Period

1 st FG%	20-39	51.3%
3PT%	10-15	66.7%
FT%	17-39	43.6%
2 nd FG%	7-16	43.8%
3PT%	9-14	64.3%
GM FG%	37-78	47.4%
3PT%	9-29	31.0%
FT%	19-29	65.5%

Dead Ball Rebounds: 5, 0

SHC USA

Biggest lead	0 (1 st 20:00)	63 (2 nd 4:17)
Best Scoring Run	4 (2 nd 19:00)	11 (1 st 13:05)
Lead Changes	0	1
Times Tied	1	0
Time with Lead	00:00	38:21

Points from Turnovers

SHC	4	29
USA	22	50
Second Chance	5	25
Fast Breaks	9	23
Bench	25	40

Period by Period Scoring

1st	2nd	TOT	
SHC	17	24	41
USA	52	50	102



Official Basketball Box Score - Final
South Alabama at Wichita St.
11/13/21 Charles Koch Arena, Wichita
2021-22 Men's Basketball

Game Time: 3:02 PM
Game Duration: 1:56
Attendance: 8,507

Officials: Joe Lindsey, Orlan Poole, Keith Patterson

South Alabama - 58

Record: 1-1

NO. Name	Min	FG		3P		FT		Rebounds		Fouls		TP	AS	TO	ST	Blocks		+/-
		M-A	M-A	M-A	M-A	OR	DR	PF	FD	BS	BA							
4 Kayo Goncalves	F 34:41	3-5	2-4	0-0	0	1	1	3	2	8	1	0	0	0	0	0	-4	
10 Diante Smith	F 28:30	1-5	0-3	0-2	0	5	5	1	1	2	1	1	1	1	2	1	-8	
13 Javon Franklin	F 37:54	8-11	0-1	2-5	1	11	12	1	4	18	2	1	1	2	0	0	-3	
0 Tyrell Jones	G 15:13	1-3	0-1	2-2	0	5	5	1	1	4	2	1	0	0	0	0	2	
22 Jay Jay Chandler	G 31:10	3-12	0-2	2-2	0	2	2	1	1	8	1	3	0	0	3	-2		
21 Charles Manning, Jr.	30:44	6-16	1-5	0-0	1	3	4	4	2	13	1	7	1	0	1	-9		
25 Jamal West	02:06	0-0	0-0	0-0	0	0	0	0	0	0	0	1	0	0	0	0		
12 Alex Anderson	19:42	2-2	0-0	1-1	1	1	2	4	1	5	0	0	0	2	0	-6		
Totals		24-54	3-16	7-12	5	29	34	15	12	58	9	14	3	6	5	-6		

Technical Fouls: NONE

Shooting By Period

1 st FG%	13-27	48.1%
3PT%	2-8	25.0%
FT%	4-6	66.7%
2 nd FG%	11-27	40.7%
3PT%	1-8	12.5%
FT%	3-6	50%
GM FG%	24-54	44.4%
3PT%	3-16	18.8%
FT%	7-12	58.3%

Dead Ball Rebounds: 2, 0

Wichita St. - 64

Record: 2-0

NO. Name	Min	FG		3P		FT		Rebounds		Fouls		TP	AS	TO	ST	Blocks		+/-
		M-A	M-A	M-A	M-A	OR	DR	PF	FD	BS	BA							
24 Morris Udzoze	F 24:53	2-7	0-1	1-2	2	10	12	3	2	5	0	4	0	0	0	1	7	
32 Joe Pleasant	F 18:16	1-3	1-2	0-0	0	3	3	0	0	3	0	1	0	0	0	0	2	
0 Dexter Dennis	G 26:12	2-9	1-6	2-2	2	6	8	1	2	7	1	0	3	3	1	7		
3 Ricky Porter Jr.	G 13:03	1-1	0-0	0-0	0	0	0	0	0	0	0	2	2	1	2	0	1	
4 Ricky Porter Jr.	G 30:06	7-11	3-4	2-3	2	6	8	2	4	19	3	1	1	1	0	10		
1 Tyson Etienne	32:22	1-10	0-5	2-2	1	0	1	3	2	4	3	2	0	0	0	-3		
22 Oua Grant	27:56	4-8	2-4	3-5	1	2	3	2	3	13	2	1	1	0	1	8		
5 Clarence "Monzy" Jackson	13:19	2-3	1-1	0-0	2	1	3	0	1	5	1	1	0	0	0	1		
11 Kenny Ponto	13:53	2-7	0-3	2-2	0	0	1	1	1	6	1	1	0	0	1	-2		
Totals		22-59	9-26	12-16	11	28	39	12	15	64	13	12	6	5	6	6		

Technical Fouls: NONE

USA WICH

Biggest lead	6 (2 nd 16:41)	7 (1 st 12:10)
Best Scoring Run	8 (2 nd 16:41)	7 (2 nd 2:11)
Lead Changes	10	3
Times Tied	5	0
Time with Lead	09:00	24:25

Points from Turnovers

USA	13	12
WICH	38	28
Second Chance	9	15
Fast Breaks	6	4
Bench	18	28

Period by Period Scoring

1st	2nd	TOT	
USA	32	26	58
WICH	32	32	64



Official Basketball Box Score - Final
South Alabama at Alabama
11/16/21 Coleman Coliseum, Tuscaloosa
2021-22 Men's Basketball

Game Time: 6:30 PM
Game Duration: 2:07
Attendance: 9,008

Officials: Bart Lenox, K.B. Burdett Jr., Owen Short

South Alabama - 68

Record: 1-2

NO. Name	Min	FG		3P		FT		Rebounds		Fouls		TP	AS	TO	ST	Blocks		+/-
		M-A	M-A	M-A	M-A	OR	DR	PF	FD	BS	BA							
4 Kayo Goncalves	F 38:48	4-14	4-14	0-0	0	7	7	3	5	12	0	0	3	1	0	0	-1	
10 Diante Smith	F 32:02	2-7	1-3	2-2	1	2	3	5	1	7	2	5	2	0	3	-6		
13 Javon Franklin	F 37:37	5-11	0-0	1-2	5	6	11	4	3	11	2	4	4	0	2	-4		
21 Charles Manning, Jr.	G 38:10	7-18	2-7	7-8	1	5	6	2	3	23	4	7	1	1	1	1		
22 Jay Jay Chandler	G 18:48	3-7	0-1	0-0														



Official Basketball Box Score - Final
William Carey at South Alabama
 11/22/21 Michell Center, Mobile
 2021-22 Men's Basketball

Game Time: 7:00 PM
 Game Duration: 1:48
 Attendance: 1,388

Officials: Sean Casady, Raymond Tale III, Michael Sawbods

William Carey - 53		Record: 3-2												
NO. Name	Min	FG	3P	FT	Rebounds	Fouls	TP	AS	TO	ST	Blocks	+	-	
		M-A	M-A	M-A	OR DR TOT	PF	FD				BS	BA		
3 Derrick Herrick	G 12:50	0-1	0-0	0-0	0 1 1	0 0	0	0	1	1	0	0	-12	
13 Zarkelchious Martin	G 17:43	3-10	0-0	0-0	1 1 2	0 3	6	2	2	0	0	0	-23	
14 Emile Kazenzia	G 30:23	3-9	3-7	0-0	1 3 4	0 0	9	1	1	0	0	0	-27	
22 Arturo Bingham	G 27:31	7-12	2-3	0-0	3 2 5	3 1	16	0	4	2	0	1	-27	
35 Jvan Thigpen	G 22:24	2-5	0-1	0-1	0 2 2	2 1	4	1	2	1	1	2	-24	
11 John Rawls	G 12:21	0-1	0-0	0-0	1 2 3	1 1	0	0	1	0	0	0	-16	
1 William Gaines Jr.	G 26:19	3-6	0-1	0-0	2 2 4	3 3	6	1	1	0	0	1	-21	
5 Sayveon Bumpers	G 20:01	2-11	1-6	3-3	0 3 3	4 1	8	2	3	0	0	1	-11	
12 Josiah Moore	G 10:39	0-1	0-0	0-0	0 0 0	2 0	0	0	1	0	0	0	-15	
30 Willie Moody	G 03:45	0-2	0-0	0-0	0 0 0	2 0	0	0	1	0	0	0	-14	
20 TJ Ward	G 07:43	0-1	0-0	0-0	1 1 2	1 0	0	0	1	0	0	0	-10	
10 Dajon Whitworth	G 06:41	1-2	0-0	2-2	0 1 1	1 0	1	4	1	0	2	0	-7	
15 Chris Leonard	G 01:40	0-0	0-0	0-0	0 0 0	0 0	0	0	0	0	0	0	-8	
Totals		21-61	6-21	5-6	13 19 32	18 11	53	9	18	6	1	6	-43	

Technical Fouls: NONE

South Alabama - 96		Record: 3-2												
NO. Name	Min	FG	3P	FT	Rebounds	Fouls	TP	AS	TO	ST	Blocks	+	-	
		M-A	M-A	M-A	OR DR TOT	PF	FD				BS	BA		
4 Kayo Goncalves	F 28:06	2-6	2-6	0-0	1 3 4	2 1	6	2	1	0	0	0	25	
12 Alex Anderson	F 31:52	3-6	0-0	2-5	1 2 3	1 3	8	1	1	2	0	1	41	
13 Javon Franklin	F 20:15	1-1	0-0	4-4	1 3 4	1 2	6	1	1	3	0	0	23	
21 Charles Manning, Jr.	G 23:42	6-14	2-6	4-4	0 4 4	2 2	18	4	2	3	0	0	17	
22 Jay Jay Chandler	G 28:22	7-10	3-5	5-7	0 4 4	0 5	22	3	2	1	0	0	25	
10 Diante Smith	G 30:11	6-9	3-6	0-1	0 3 3	1 1	15	1	3	1	1	0	27	
20 Marshall Keating	F 19:45	5-5	0-0	1-2	5 5 10	3 2	11	1	0	1	2	0	20	
24 Tyler Shirley	G 08:30	0-2	0-2	1-2	2 1 3	0 1	1	2	1	1	0	0	15	
25 Jamal West	G 06:03	2-3	0-0	2-2	3 1 4	1 1	6	1	0	0	0	0	13	
14 Adam Sizemore	G 03:14	1-3	1-3	0-0	0 0 0	0 0	3	1	0	0	0	0	9	
Totals		33-59	11-28	19-27	14 28 42	11 18	96	16	12	10	6	1	43	

Technical Fouls: NONE

WCU		USA	
Biggest lead	0 (1 st 20:00)	43 (2 nd 0:07)	
Best Scoring Run	5 (1 st 12:55)	9 (2 nd 0:07)	
Lead Changes	0	0	
Times Tied	0	0	
Time with Lead	00:00	39:29	



Official Basketball Box Score - Final
South Alabama at San Diego
 11/25/21 Orleans Arena, Las Vegas
 2021-22 Men's Basketball

Game Time: 10:30 AM
 Game Duration: 1:43
 Attendance: 1,433

Officials: Levon Zakarian, Tim Marion, Tony Thomas

South Alabama - 68		Record: 4-2												
NO. Name	Min	FG	3P	FT	Rebounds	Fouls	TP	AS	TO	ST	Blocks	+	-	
		M-A	M-A	M-A	OR DR TOT	PF	FD				BS	BA		
4 Kayo Goncalves	F 28:19	1-3	1-3	0-0	0 2 2	4 1	3	0	0	0	0	0	0	
12 Alex Anderson	F 32:17	4-8	0-0	0-0	2 1 3	2 0	8	0	1	0	0	0	2	
13 Javon Franklin	F 14:03	0-5	0-0	0-0	2 0 2	1 1	0	0	0	0	0	0	1	
21 Charles Manning, Jr.	G 34:59	10-20	1-2	0-2	0 2 2	3 4	21	5	3	0	0	1	5	
22 Jay Jay Chandler	G 37:02	9-22	2-5	1-1	1 5 6	3 4	21	4	4	5	0	1	8	
10 Diante Smith	G 35:02	1-4	1-3	2-2	2 5 7	2 1	5	2	1	0	0	0	4	
20 Marshall Keating	G 38:35	1-1	0-0	0-0	2 2 4	0 0	2	0	0	0	0	0	2	
1 Lance Thomas	G 08:43	3-5	2-3	0-0	0 2 2	0 0	8	0	0	0	0	0	4	
Totals		29-68	7-16	3-5	7 19 26	15 11	68	11	9	5	0	3	1	

Technical Fouls: NONE

San Diego - 67		Record: 3-3												
NO. Name	Min	FG	3P	FT	Rebounds	Fouls	TP	AS	TO	ST	Blocks	+	-	
		M-A	M-A	M-A	OR DR TOT	PF	FD				BS	BA		
10 Marcellus Earlington	F 20:31	3-9	1-3	0-0	1 7 8	1 0	7	2	3	0	1	0	-18	
21 Terrell Brown	C 16:31	0-4	0-0	2-2	3 4 7	1 2	2	0	1	0	1	0	-14	
0 Bryce Monroe	G 29:40	0-2	0-0	0-0	2 2 2	2 2	0	5	4	2	0	0	-9	
1 Jose Townsend	G 34:38	10-19	2-5	3-4	0 3 3	1 5	25	2	0	0	0	0	0	
2 Jose Calcaterra	G 30:54	4-9	1-3	1-1	1 1 2	1 1	10	0	3	1	0	0	-7	
15 Vladimir Pinchuk	G 22:54	3-5	0-0	0-0	2 10 12	2 1	6	2	0	0	0	0	12	
4 Josh Parrish	G 24:47	4-4	1-1	1-2	1 0 1	0 1	10	0	1	0	0	0	10	
20 T.J. Berger	G 10:17	3-5	1-2	0-0	1 1 1	1 1	7	0	0	1	0	0	14	
3 Wayne McKinney III	G 09:48	0-0	0-0	0-0	0 1 1	2 2	0	1	1	1	1	0	1	
Totals		27-57	6-14	7-9	8 29 37	11 15	67	12	15	5	3	0	1	

Technical Fouls: NONE

SAU		USD	
Biggest lead	6 (2 nd 2:02)	10 (1 st 2:45)	
Best Scoring Run	7 (1 st 10:09)	10 (1 st 7:33)	
Lead Changes	14	6	
Times Tied	5	6	
Time with Lead	15:36	21:18	



Official Basketball Box Score - Final
Hawaii at South Alabama
 11/26/21 Orleans Arena, Las Vegas
 Continental Tires Las Vegas Invitational Game 6

Game Time: 5:00 PM
 Game Duration: 2:01
 Attendance: 2,011

Officials: Tim Marion, Levon Zakarian, Curtis Wilms

Hawaii - 69		Record: 3-2												
NO. Name	Min	FG	3P	FT	Rebounds	Fouls	TP	AS	TO	ST	Blocks	+	-	
		M-A	M-A	M-A	OR DR TOT	PF	FD				BS	BA		
22 Jerome Desrosiers	F 37:13	2-8	1-5	2-2	2 4 6	0 1	7	3	2	0	0	0	-1	
44 Kamaka Hepa	F 21:08	1-4	1-2	2-3	0 1 1	3 3	5	1	2	0	0	1	0	
11 Mate Colina	C 36:56	7-9	0-0	1-2	5 5 10	0 7	15	2	3	1	0	2	1	
0 Junior Madut	G 37:11	7-13	4-8	0-1	0 3 3	4 3	18	3	3	0	0	1	1	
3 Jovon McClanahan	G 34:05	2-5	1-4	7-12	0 4 4	4 7	12	7	4	0	0	0	2	
10 Beon Riley	G 10:06	0-1	0-0	0-0	0 2 2	3 1	0	2	2	0	0	0	-7	
1 Amoro Lado	G 22:47	4-7	4-7	0-0	1 1 3	0 0	12	0	2	0	0	0	-11	
20 Zoar Nedd	G 00:34	0-0	0-0	0-0	0 0 0	0 0	0	0	0	0	0	0	0	
Totals		23-47	11-26	12-20	8 25 33	17 22	69	18	20	1	0	4	-3	

Technical Fouls: NONE

South Alabama - 72		Record: 5-2												
NO. Name	Min	FG	3P	FT	Rebounds	Fouls	TP	AS	TO	ST	Blocks	+	-	
		M-A	M-A	M-A	OR DR TOT	PF	FD				BS	BA		
4 Kayo Goncalves	F 28:08	2-5	1-4	0-0	0 6 6	4 1	5	0	1	1	0	0	5	
12 Alex Anderson	F 26:06	3-5	0-0	0-0	0 2 2	4 0	6	0	1	1	0	0	3	
13 Javon Franklin	F 19:29	4-6	0-0	0-0	2 3 5	3 1	8	0	1	1	0	0	-9	
21 Charles Manning, Jr.	G 36:53	10-18	1-3	4-5	0 7 7	3 1	25	2	4	1	0	0	2	
22 Jay Jay Chandler	G 31:31	3-10	0-3	4-5	0 2 2	4 6	10	4	1	3	0	0	-2	
10 Diante Smith	G 33:28	5-7	2-3	3-4	1 0 1	0 2	15	0	1	4	1	0	0	
42 Lance Thomas	G 11:57	1-4	1-2	0-0	0 0 0	2 0	3	0	1	0	1	0	6	
20 Marshall Keating	G 12:28	0-0	0-0	0-0	0 0 0	2 0	0	0	1	1	2	0	3	
Totals		28-55	5-15	11-14	3 21 24	22 17	72	6	10	12	4	0	3	

Technical Fouls: NONE

HAW		USA	
Biggest lead	9 (1 st 11:20)	7 (2 nd 10:56)	
Best Scoring Run	7 (1 st 12:43)	7 (2 nd 10:56)	
Lead Changes	5	1	
Times Tied	1	1	
Time with Lead	19:16	16:39	



Official Basketball Box Score - Final
Tex. A&M-Commerce at South Alabama
 11/29/21 Michell Center, Mobile
 2021-22 Men's Basketball

Game Time: 7:00 PM
 Game Duration: 1:53
 Attendance: 1,654

Officials: Stephen Orkus Jr., Lucian Santos, Michael Wallace

Tex. A&M-Commerce - 66		Record: 3-0												
NO. Name	Min	FG	3P	FT	Rebounds	Fouls	TP	AS	TO	ST	Blocks	+	-	
		M-A	M-A	M-A	OR DR TOT	PF	FD				BS	BA		
25 Clashon Gaffney	F 20:19	2-4	0-0	0-0	2 1 3	4 2	4	2						



Official Basketball Box Score - Final
Southern Miss. at South Alabama

12/01/21 Michell Center, Mobile
 2021-22 Men's Basketball

Game Time: 7:00 PM
 Game Duration: 1:48
 Attendance: 2,418

Officials: Todd Austin, Keith Patterson, Bill Jacobson

Southern Miss. - 55

Record: 4-4

NO.	Name	Min	FG		3P		FT		Rebounds			Fouls		TP	AS	TO	ST	Blocks		+/-	
			M-A	M-A	M-A	M-A	OR	DR	TOT	PF	FD	BS	BA								
5	DeAndre Pinckney	F 19:17	0-4	0-2	0-0	1	3	4	1	0	0	0	1	0	0	1	0	0	1	0	-18
14	Tyler Stevenson	F 29:18	8-14	0-0	2-4	2	4	6	4	2	18	0	1	1	0	2	0	2	-25		
4	Rashad Bolden	G 20:44	0-3	0-1	2-2	0	0	0	2	1	2	1	2	0	0	0	0	-39			
12	Mo Arnold	G 16:36	1-3	0-0	1-2	0	4	4	2	1	3	1	3	2	0	1	0	-2			
55	Jaron Pierre Jr.	G 19:08	0-5	0-3	0-0	1	0	1	2	0	0	0	2	0	0	0	0	-30			
1	Wayn Napper	G 33:55	5-10	2-3	4-8	1	2	3	1	8	16	6	4	0	0	0	0	-24			
11	Isiah Moore	G 21:36	6-10	0-1	0-0	2	4	6	1	0	12	1	3	0	1	1	0	-21			
2	Denjay Harris	G 12:42	1-3	0-0	0-0	1	1	2	1	0	2	0	0	1	1	1	0	-6			
22	Jeffery Armstrong	G 11:28	0-2	0-1	0-0	0	0	0	0	0	0	0	0	0	1	0	1	8			
0	Tyler Morman	G 08:26	0-0	0-0	0-0	1	2	3	0	0	0	1	0	0	1	0	2				
44	Mark Jaakson	G 02:50	0-0	0-0	2-2	0	0	0	0	1	2	0	0	0	0	0	0	1			
3	Blake Roberts	G 01:23	0-1	0-1	0-0	0	0	0	0	0	0	0	0	0	0	0	0	2			
21	Trey Alfonso	G 01:23	0-0	0-0	0-0	0	0	0	0	0	0	0	0	0	0	0	0	2			
25	Tate Ryder	G 01:14	0-0	0-0	0-0	0	0	0	0	0	0	0	0	0	0	0	0	0			
Team									1	1	2	0	0	0	0	0	0	0			
Totals			21-55	2-12	11-18	10	21	31	14	13	55	12	16	5	4	6	0	-30			

Technical Fouls: NONE

Shooting By Period		
1 st	FG%	11-26 42.3%
	3PT%	0-4 0.0%
	FT%	2-2 100%
2 nd	FG%	10-29 34.5%
	3PT%	2-8 25.0%
	FT%	9-16 56.3%
GM	FG%	21-55 38.2%
	3PT%	2-12 16.7%
	FT%	11-18 61.1%

Dead Ball Rebounds: 5, 0

South Alabama - 85

Record: 7-2

NO.	Name	Min	FG		3P		FT		Rebounds			Fouls		TP	AS	TO	ST	Blocks		+/-
			M-A	M-A	M-A	M-A	OR	DR	TOT	PF	FD	BS	BA							
4	Kayo Goncalves	F 24:55	2-6	2-4	2-2	0	4	4	1	2	8	0	0	1	1	0	0	32		
12	Alex Anderson	F 37:29	4-7	0-0	2-4	1	5	6	2	3	10	0	2	0	0	1	0	28		
13	Javon Franklin	F 23:12	10-10	0-0	2-5	4	5	9	0	4	22	1	0	4	1	0	0	37		
21	Charles Manning, Jr.	G 05:22	3-4	1-2	0-0	0	0	0	2	0	7	0	0	1	0	0	0	6		
22	Jay Jay Chandler	G 29:23	7-11	1-2	1-1	1	3	4	3	1	16	6	5	0	0	0	0	37		
10	Diante Smith	G 30:30	4-11	3-7	0-0	1	4	5	0	1	11	5	1	2	0	2	31			
20	Marshal Kearing	G 11:59	0-1	0-0	0-0	0	1	1	3	1	0	1	0	0	0	0	0	-3		
1	Lance Thomas	G 17:50	3-5	1-3	0-0	0	1	1	2	0	7	0	2	0	2	0	-7			
25	Jamal West	G 10:37	0-2	0-0	1-2	1	2	3	1	2	1	1	0	0	2	1	-7			
24	Tyler Shirley	G 06:39	1-2	1-2	0-0	0	0	0	1	0	3	0	1	0	0	0	0	-5		
14	Adam Sizemore	G 02:04	0-1	0-1	0-0	0	0	0	0	0	0	0	0	0	0	0	0	1		
Team									0	1	1	0	0	0	0	0	0	0		
Totals			34-60	9-21	8-14	8	26	34	15	14	85	14	12	8	6	4	0	30		

Technical Fouls: Manning, Jr. 1st11:37Anderson 2nd0:00

Shooting By Period		
1 st	FG%	18-30 60.0%
	3PT%	5-11 45.5%
	FT%	4-8 50%
2 nd	FG%	16-30 53.3%
	3PT%	4-10 40.0%
	FT%	4-6 66.7%
GM	FG%	34-60 56.7%
	3PT%	9-21 42.9%
	FT%	8-14 57.1%

Dead Ball Rebounds: 3, 0

	USM	USA
Biggest lead	0 (1 st 20:00)	39 (2 nd 12:00)
Best Scoring Run	8 (2 nd 2:38)	16 (1 st 14:15)
Lead Changes	0	
Times Tied	0	
Time with Lead	00:00	39:42

Points from	USM	USA
Turnovers	12	27
Paint	30	48
Second Chance	10	14
Fast Breaks	4	18
Bench	32	22

Period by Period Scoring			
	1st	2nd	TOT
USM	24	31	55
USA	45	40	85



Tyrell Jones

#0

Guard

Junior

6-1 • 186

Chicago, Ill.

2021-22 Notes

- Added a career-high four assists in the season opener against Spring Hill (11/9)
- Pulled down a season-high five rebounds, one short of his career-high at Wichita State (11/13)

2020-21 Notes (at Auburn)

- Scored a career-best 11 points — including going 2-of-4 from three-point range — in a season-opening victory over St. Joseph's while also posting three rebounds and two assists
- Had five points against No. 1 Gonzaga and four in a win over Memphis
- Averaged 3.3 points and 1.3 rebounds per contest while adding eight assists and four steals

2019-20 Notes (at Auburn)

- finished with nine points, 10 rebounds, seven assists and four steals
- Recorded a 1.75 assist-to-turnover ratio while seeing action in 11 games as AU went 25-6, tied for second in the Southeastern Conference with a 12-6 mark and was 20th in both final polls

High School Notes

- Considered a four-star recruit by 247Sports.com, Rivals.com and ESPN
- Was ranked among the top 100 prospects in the country by both 247Sports and ESPN — with the latter organization also including him among the top 10 players in the state — as well as the top 150 by Rivals
- Named first-team all-state as a senior at West Oaks (Fla.) Academy after averaging 19.8 points and five assists per outing
- Posted 17.2 points, three assists, three rebounds and 2.2 steals per game the previous season, which included a performance in which he scored 40 points after connecting on a school record 12 three-point field goals

2021-22 GAME-BY-GAME STATS

Date	Opponent	S	MP	FG-A	3P-A	FT-A	R	PF	A	TO	B	ST	P
11/9	Spring Hill	*	21	2-4	1-1	1-2	3	0	4	2	0	1	6
11/13	at Wichita State	*	15	1-3	0-1	2-2	5	1	2	1	0	0	4

JONES' SEASON HIGHS

MINUTES.....	21 vs. Spring Hill (11/9/21)
POINTS.....	6 vs. Spring Hill (11/9/21)
REBOUNDS.....	5 at Wichita State (11/13)
ASSISTS.....	4 vs. Spring Hill (11/9/21)
BLOCKS.....	none
STEALS.....	1 vs. Spring Hill (11/9/21)
FIELD GOALS MADE.....	2 vs. Spring Hill (11/9/21)
FIELD GOALS ATTEMPTED.....	4 vs. Spring Hill (11/9/21)
3PT FIELD GOALS MADE.....	1 vs. Spring Hill (11/9/21)
3PT FIELD GOALS ATTEMPTED.....	1 vs. Spring Hill (11/9/21)
FREE THROWS MADE.....	2 at Wichita State (11/13)
FREE THROWS ATTEMPTED.....	2* vs. Spring Hill (11/9/21)

JONES' CAREER HIGHS

MINUTES.....	21 vs. Spring Hill (11/9/21)
POINTS.....	11 vs. St. Joseph's (11/26/20)
REBOUNDS.....	6 vs. Colgate (11/18/19)
ASSISTS.....	4 vs. Spring Hill (11/9/21)
BLOCKS.....	1 vs. Gonzaga (11/27/20)
STEALS.....	3 vs. Colgate (11/18/19)
FIELD GOALS MADE.....	3 vs. St. Joseph's (11/26/20)
FIELD GOALS ATTEMPTED.....	8 vs. St. Joseph's (11/26/20)
3PT FIELD GOALS MADE.....	2 vs. St. Joseph's (11/26/20)
3PT FIELD GOALS ATTEMPTED.....	5 vs. Gonzaga (11/27/20)
FREE THROWS MADE.....	3 vs. St. Joseph's (11/26/20)
FREE THROWS ATTEMPTED.....	5 vs. St. Joseph's (11/26/20)

SEASON	TEAM	GP-GS	MIN/AVG	Field Goals			3-Point		F-Throws		Rebounds				Scoring					
				FG-FGA	FG%	3FG-3FGA	3FG%	FT-FTA	FT%	OFF	DEF	TOT	AVG	PF-FO	A	TO	BLK	STL	PTS	AVG
2019-20	AUB	11-0	38/3.4	3-12	.250	1-6	.167	2-5	.400	4	6	10	0.9	6-0	7	4	0	4	9	0.8
2020-21	AUB	7-3	80/11.4	6-24	.250	3-13	.231	8-12	.667	0	9	9	1.3	9-0	8	14	1	4	23	3.3
2021-22	USA	2-2	36/18.2	3-7	.429	1-2	.500	3-4	.750	1	7	8	4.0	1-0	6	3	0	1	10	5.0
TOTAL FOR USA		2-2	36/18.2	3-7	.429	1-2	.500	3-4	.750	1	7	8	4.0	1-0	6	3	0	1	10	5.0
TOTAL		20-5	154/7.7	12-43	.279	5-21	.238	13-21	.619	5	22	27	1.4	16-0	21	21	1	9	42	2.1

Lance Thomas

#1

Forward

Graduate Senior

6-9 • 224

Norcross, Ga.

2021-22 Notes

- Scored eight points and went 2-for-3 from three-point range in his first action as a Jag vs. San Diego
- Blocked a season-best two shots against Southern Miss (12/1)

2020-21 Notes (at Memphis)

- Appeared in 12 games, averaged 2.1 points and 2.1 rebounds per game
- Added four blocks and three steals
- Scored a season-best eight points in a victory over St. Mary's (Calif.) in the first game of the year
- Posted seven rebounds in a win over Mississippi Valley State

2019-20 Notes (at Memphis)

- Recorded 4.4 points and 2.5 rebounds per game
- Added 31 blocks, 12 steals and 10 assists
- Appeared in 29 games making 13 starts
- Averaged 7.2 points and 3.2 rebounds over the team's final 12 games
- Posted a career-high 20 points on 8-of-11 shooting in a win over Central Florida

2018-19 Notes (at Memphis)

- Redshirted

2017-18 Notes (at Louisville)

- Appeared in 12 games
- Averaged 2.2 points and 1.3 rebounds
- Recorded season highs with 10 points and seven rebounds in a win over Bryant

High School

- Four-star according to 247Sports.com out of Norcross (Ga.) High
- Ranked among the top 125 recruits in the country
- Rated among the top 150 prospects nationally by Rivals.com
- Considered a top 25 power forward by Scout.com
- Averaged 9.7 points, 8.8 rebounds and 2.6 blocks
- Helped lead the Blue Devils to a 26-6 record and the state 7A championship game
- First-team all-region and all-county

2021-22 GAME-BY-GAME STATS

Date	Opponent	S	MP	FG-A	3P-A	FT-A	R	PF	A	TO	B	ST	P
11/25	San Diego		10	3-5	2-3	0-0	2	0	0	0	0	0	8
11/26	Hawaii		12	1-4	1-2	0-0	0	2	0	1	1	0	3
11/29	Texas A&M-Commerce		2	0-1	0-1	0-0	0	1	0	0	0	0	0
12/1	Southern Miss		17	3-5	1-3	0-0	1	2	0	2	2	0	7

THOMAS' SEASON HIGHS

MINUTES	12 vs. Hawaii (11/26/21)
POINTS	8 vs. San Diego (11/25/21)
REBOUNDS	2 vs. San Diego (11/25/21)
ASSISTS	
BLOCKS	2 vs. Southern Miss (12/1/21)
STEALS	
FIELD GOALS MADE	3 vs. San Diego (11/25/21)
FIELD GOALS ATTEMPTED	5 vs. San Diego (11/25/21)
3PT FIELD GOALS MADE	2 vs. San Diego (11/25/21)
3PT FIELD GOALS ATTEMPTED	3* vs. Southern Miss (12/1/21)
FREE THROWS MADE	
FREE THROWS ATTEMPTED	

THOMAS' CAREER HIGHS

MINUTES	31 vs. Temple (2/5/20)
POINTS	20 at UCF (1/29/20)
REBOUNDS	6 vs. SMU (2/25/20)
ASSISTS	2 vs. UCF (1/29/20)
BLOCKS	5 vs. UCONN (2/11/20)
STEALS	2 vs. Temple (2/5/20)
FIELD GOALS MADE	8 at UCF (1/29/20)
FIELD GOALS ATTEMPTED	11 vs. UCONN (2/11/20)
3PT FIELD GOALS MADE	4 at UCF (1/29/20)
3PT FIELD GOALS ATTEMPTED	7 vs. Wichita State (3/5/20)
FREE THROWS MADE	2 vs. East Carolina (2/19/20)
FREE THROWS ATTEMPTED	4 vs. Temple (2/5/20)

* Indicates how many previous times that total occurred

SEASON	TEAM	Field Goals		3-Point		F-Throws		Rebounds				Scoring								
		GP-GS	MIN/AVG	FG-FGA	FG%	3FG-3FGA	3FG%	FT-FTA	FT%	OFF	DEF	TOT	AVG	PF-FO	A	TO	BLK	STL	PTS	AVG
2017-18	LOU	12-0	50/4.2	9-14	.643	2-7	.286	6-8	.750	3	12	15	1.3	11-1	0	3	2	2	26	2.2
2019-20	Mem	29-13	422/14.6	47-117	.402	19-62	.306	15-22	.682	23	49	72	2.5	61-1	10	21	31	12	128	4.4
2020-21	Mem	12-0	97/8.1	9-24	.375	0-10	.000	7-8	.875	9	16	25	2.1	14-1	3	5	4	0	25	2.1
2021-22	USA	4-0	42/10.4	7-15	.467	4-9	.444	0-0	.000	0	3	3	0.8	5-0	0	3	3	0	18	4.5
TOTAL FOR USA		4-0	42/10.4	7-15	.467	4-9	.444	0-0	.000	0	3	3	0.8	5-0	0	3	3	0	18	4.5
TOTAL		57-13	611/10.7	72-170	.424	25-88	.284	28-38	.737	35	80	115	2.0	91-3	13	32	40	14	197	3.5

Greg Parham

#2

Guard

Graduate Senior

6-3 • 184

Richmond, Va. / VMI

2021-22 Notes

2020-21 Notes (at VMI)

- Scored over 1,000 points at VMI
- Led team in scoring at 18.4 per game
- Added 101 assists and 27 steals
- Shot 48.4 percent from the floor and 43.5 percent from three-point range
- Named first team all-SoCon by the media
- Second-team all-league by SoCon head coaches
- Posted 10-plus points in 22 of 25 games
- Surpassed 20 points on 12 occasions
- Scored 20-plus points in seven straight league contests in January

2019-20 Notes (at VMI)

- Averaged 9.4 points and 2.6 rebounds per game
- Second on the team with 90 assists
- Had a career-high 36-point performance in a road win over The Citadel

2018-19 Notes (at VMI)

- Averaged 7.1 points and 2.3 rebounds per game
- Added 81 assists and 29 steals

2017-18 Notes (at VMI)

- Recorded 3.1 points and 1.1 rebounds per game
- Added 38 assists and 14 steals

High School

- State player of the year by the Virginia High School League Coaches Association in 2015-16
- Led Monacan High to the 4A Tournament championship
- Named first-team all-state twice
- Richmond Times-Dispatch's region player of the year as a senior
- Finished career ranked third on the VHSL's all-time assists list

2021-22 GAME-BY-GAME STATS

Date Opponent S MP FG-A 3P-A FT-A R PF A TO B ST P

PARHAM'S SEASON HIGHS

MINUTES.....
 POINTS.....
 REBOUNDS.....
 ASSISTS.....
 BLOCKS.....
 STEALS.....
 FIELD GOALS MADE.....
 FIELD GOALS ATTEMPTED.....
 3PT FIELD GOALS MADE.....
 3PT FIELD GOALS ATTEMPTED.....
 FREE THROWS MADE.....
 FREE THROWS ATTEMPTED.....

PARHAM'S CAREER HIGHS

MINUTES.....45 vs. Furman (3/6/21)
 POINTS.....36 vs. The Citadel (2/8/20)
 REBOUNDS.....9** vs. The Citadel (1/6/21)
 ASSISTS.....10 vs. Washington College (11/6/18)
 BLOCKS.....1**** vs. Western Carolina (2/10/21)
 STEALS.....4 vs. Goucher (11/26/19)
 FIELD GOALS MADE.....13 vs. The Citadel (2/8/20)
 FIELD GOALS ATTEMPTED.....21 vs. The Citadel (2/8/20)
 3PT FIELD GOALS MADE.....7 vs. Wofford (1/13/21)
 3PT FIELD GOALS ATTEMPTED.....13 vs. Samford (12/30/20)
 FREE THROWS MADE.....6 vs. UNC Greensboro (2/17/21)
 FREE THROWS ATTEMPTED.....8 vs. Chattanooga (1/2/21)

* Indicates how many previous times that total occurred

SEASON	TEAM	GP-GS	MIN/AVG	Field Goals		3-Point		F-Throws		Rebounds				Scoring							
				FG-FGA	FG%	3FG-3FGA	3FG%	FT-FTA	FT%	OFF	DEF	TOT	AVG	PF-FO	A	TO	BLK	STL	PTS	AVG	
2017-18	VMI	29-1	338/11.7	32-90	.356	9-44	.205	16-19	.842	3	28	31	1.1	23-0	38	25	1	14	89	3.1	
2018-19	VMI	32-16	794/24.8	86-227	.379	40-121	.331	14-27	.519	11	62	73	2.3	53-0	81	37	1	29	226	7.1	
2019-20	VMI	32-13	759/23.7	114-266	.429	45-119	.378	27-37	.730	14	69	83	2.6	48-0	90	51	0	23	300	9.4	
2020-21	VMI	25-25	846/33.8	167-345	.484	64-147	.435	62-78	.795	18	80	98	3.9	46-0	101	55	2	27	460	18.4	
TOTAL FOR USA	0-0	0/0.0	0-0	.000	0-0	.000	0-0	.000	0-0	0	0	0	0.0	0-0	0	0	0	0	0	0	0.0
TOTAL	118-55	2738/23.2	399-928	.430	158-431	.367	119-161	.739	46	239	285	2.4	170-0	310	168	4	93	1075	9.1		

Andrew Anderson

#3

Guard

Sophomore

6-0 • 160

Memphis, Tenn. / Tipton-Rosemark Academy

2021-22 Notes

2020-21 Notes

- Appeared in 12 games
- Recorded three assists and two rebounds

High School

- Concluded his prep career at Tipton-Rosemark Academy
- Helped lead the Rebels to a 23-9 finish, a 10-4 mark in district play, the DII-A region championship and a state runner-up finish as a senior
- Averaged 12.5 points, 3.4 rebounds, 2.2 assists and 2.9 steals per game
- Scored a season-best 33 points in victory over First Assembly Christian
- Finished with 30 points, five rebounds and four steals against Holly Springs H.S.
- Posted 21 points and a season-high eight rebounds in defeat of St. Benedict at Auburndale

2021-22 GAME-BY-GAME STATS

Date Opponent S MP FG-A 3P-A FT-A R PF A TO B ST P

ANDERSON'S SEASON HIGHS

MINUTES
 POINTS
 REBOUNDS
 ASSISTS
 BLOCKS
 STEALS
 FIELD GOALS MADE
 FIELD GOALS ATTEMPTED
 3PT FIELD GOALS MADE
 3PT FIELD GOALS ATTEMPTED
 FREE THROWS MADE
 FREE THROWS ATTEMPTED

ANDERSON'S CAREER HIGHS

MINUTES 5 vs. Emmanuel (GA) (12/1/20)
 POINTS 0 vs. Emmanuel (GA) (12/1/20)
 REBOUNDS 3 vs. Emmanuel (GA) (12/1/20)
 ASSISTS 1* vs. Emmanuel (GA) (12/1/20)
 BLOCKS 0 vs. Emmanuel (GA) (12/1/20)
 STEALS 0 vs. Emmanuel (GA) (12/1/20)
 FIELD GOALS MADE 0 vs. Emmanuel (GA) (12/1/20)
 FIELD GOALS ATTEMPTED 0 vs. Emmanuel (GA) (12/1/20)
 3PT FIELD GOALS MADE 0 vs. Emmanuel (GA) (12/1/20)
 3PT FIELD GOALS ATTEMPTED 0 vs. Emmanuel (GA) (12/1/20)
 FREE THROWS MADE 0 vs. Emmanuel (GA) (12/1/20)
 FREE THROWS ATTEMPTED 0 vs. Emmanuel (GA) (12/1/20)

* Indicates how many previous times that total occurred

				Field Goals		3-Point		F-Throws		Rebounds				Scoring						
SEASON	TEAM	GP-GS	MIN/AVG	FG-FGA	FG%	3FG-3FGA	3FG%	FT-FTA	FT%	OFF	DEF	TOT	AVG	PF-FO	A	TO	BLK	STL	PTS	AVG
2020-21	USA	12-0	20/1.6	0-0	.000	0-0	.000	0-0	.000	1	2	3	0.3	2-0	2	0	0	0	0	0.0
TOTAL		12-0	20/1.6	0-0	.000	0-0	.000	0-0	.000	1	2	3	0.3	2-0	2	0	0	0	0	0.0

Kayo Goncalves

#4

Forward

Grad-Student

6-8 • 212

Rio de Janeiro, Brazil (Southeastern Oklahoma State)

2021-22 Notes

- Scored 14 points in the season opener - including 3-for-7 from three
- Second in the Sun Belt with 19 made three-pointers.
- Has hit at least one three-pointer in 22 straight games dating back to last year.

2020-21 Notes

- Leads the team in three-point shooting percentage on 12-of-22 shooting (.545). Four threes in last two games.
- Grabbed eight rebounds against FAU (11/25) and Emmanuel (Ga.) (12/1); third on the team in rebounds.
- Set a new season high with 18 points on six threes at Southern Miss, including the game-winner as time expired. Also led the team in scoring for the first time this season, while tying a season-high eight rebounds for the third time in 36 minutes on the floor
- One point shy of the team's first double-double against Flagler (Fla.) with nine points, 10 rebounds
- Accomplished team's first double-double of the season in the first game of conference play with 15 points and 10 rebounds at Georgia Southern on New Year's Day
- The only Jag to record a double-double more than once this regular season
- Registered five or more three-pointers four times this season, with three happening in conference play
- 225 of 256 regular-season points recorded from 75 made threes

2019-20 Notes (at Southwestern Oklahoma State)

- Recorded 12.2 points and nine rebounds per outing and was credited with 30 blocks, 26 assists and 19 steals his final season with the program
- Shot 47.2 percent from the field overall, 46.9 percent from three-point range and 74.2 percent at the foul line, leading the Great American Conference and ranking fourth in the country in three-point field goal percentage
- Also ended up second in the league in rebounding and fourth with 3.23 three-pointers per game

2018-19 Notes (at Southeastern Oklahoma State)

- Appeared in all 31 contests his first year with the program, averaging 7.5 points and 4.3 rebounds as Southeastern won its first-round NCAA Tournament game en route to a 23-8 finish.

2017-18 Notes (at Midland (Texas) J.C.)

- Posted 10.1 points and five rebounds per outing during the 2017-18 campaign in his only season at the school
- Shot 47.1 percent from the floor and connected on 40.5 percent from beyond the three-point arc.

High School:

- Attended Centro Educacional da Lagoa in Palhoca, Brazil, before coming to the United States, helping the school to state championship and a second-place finish in the national tournament
- Also played volleyball, water polo and rowed while at the institution
- A member of the Flamengo club from 2013-16, helping the team to state titles at the Under-15, Under-17 and Under-19 levels as well as the Copa Minas Brasilia Under-17 championship.

2021-22 GAME-BY-GAME STATS

Date	Opponent	S	MP	FG-A	3P-A	FT-A	R	PF	A	TO	B	ST	P
11/9	Spring Hill	*	19	4-8	3-7	3-3	4	3	1	0	1	1	14
11/13	at Wichita State	*	34	3-5	2-4	0-0	1	3	1	0	0	0	8
11/16	at Alabama	*	39	4-14	4-14	0-0	7	3	0	0	1	3	14
11/20	Mobile	*	28	1-8	1-6	0-0	4	2	0	0	1	3	3
11/22	William Carey	*	28	2-6	2-6	0-0	4	2	2	1	0	0	6
11/25	San Diego	*	28	1-3	1-3	0-0	2	4	0	0	0	0	3
11/26	Hawaii	*	28	2-5	1-4	0-0	6	4	0	1	0	1	5
11/29	Texas A&M-Commerce	*	38	5-15	3-13	0-0	6	3	0	3	0	1	13
12/1	Southern Miss	*	24	2-6	2-4	2-2	4	1	0	0	1	1	8

GONCALVES' SEASON HIGHS

MINUTES	34 at Wichita State (11/13/21)
POINTS	14 vs. Spring Hill (11/9/21)
REBOUNDS	7 at Alabama (11/16/21)
ASSISTS	2 vs. William Carey (11/22/21)
BLOCKS	1*** vs. Southern Miss (12/1/21)
STEALS	3* vs. Mobile (11/20/21)
FIELD GOALS MADE	4* at Alabama (11/16/21)
FIELD GOALS ATTEMPTED	14 at Alabama (11/16/21)
3PT FIELD GOALS MADE	4 at Alabama (11/16/21)
3PT FIELD GOALS ATTEMPTED	14 at Alabama (11/16/21)
FREE THROWS MADE	3 vs. Spring Hill (11/9/21)
FREE THROWS ATTEMPTED	3 vs. Spring Hill (11/9/21)

GONCALVES' CAREER HIGHS

MINUTES	45 at Ouachita Baptist (1/23/20)S
POINTS	26 vs. Arlington Baptist (12/16/19)S
REBOUNDS	17 vs. Henderson St. (2/27/20)S
ASSISTS	3 vs. Friends (12/31/19)S
BLOCKS	4 vs. Emmanuel (Ga.) (12/1/20)
STEALS	3 at Alabama (11/16/21)
FIELD GOALS MADE	9 vs. Arlington Baptist (12/16/19)S
FIELD GOALS ATTEMPTED	16* vs. Arlington Baptist (12/16/19)S
3PT FIELD GOALS MADE	7 at Ouachita Baptist (1/23/20)S
3PT FIELD GOALS ATTEMPTED	16 at Appalachian State (2/20/21)
FREE THROWS MADE	9 vs. Southwestern Okla. (1/19/19)S
FREE THROWS ATTEMPTED	10 vs. Southwestern Okla. (1/19/19)S

* Indicates how many previous times that total occurred

S Indicates occurred at Southeastern Oklahoma State

SEASON	TEAM	GP-GS	MIN/AVG	Field Goals		3-Point		F-Throws		Rebounds				Scoring						
				FG-FGA	FG%	3FG-3FGA	3FG%	FT-FTA	FT%	OFF	DEF	TOT	AVG	PF-FO	A	TO	BLK	STL	PTS	AVG
2020-21	USA	28-27	872/31.1	91-238	.382	81-212	.382	15-21	.714	13	153	166	5.9	77-1	19	25	15	23	278	9.9
2021-22	USA	9-9	269/29.8	24-70	.343	19-61	.311	5-5	1.000	3	35	38	4.2	25-0	4	5	4	10	72	8.0
TOTAL FOR USA	37-36	1140/30.8	115-308	.373	100-273	.366	20-26	.769	16	188	204	5.5	102-1	23	30	19	33	350	9.5	
TOTAL	99-67	2685/27.1	324-773	.419	237-594	.399	75-93	.806	83	531	614	6.2	252-2	80	95	62	67	960	9.7	

Diante Smith

#10

Forward

Junior

6-6 • 189

Fort Walton Beach, Fla. / TCU

2021-22 Notes

- Set a career-high in points (16), three-pointers made (3), three-pointers attempted (8), rebounds (7) and steals (3) in the season opener
- Finished with 15 points, one shy of his career-high vs. William Carey (11/22)
- Posted 15 points and a career-best four steals vs. Hawaii (11/26)
- Tied career-highs with seven rebounds and three three-pointers vs. Texas A&M-Commerce (11/29)
- Tied a career-best with three pointers and added a career-high five assists vs. Southern Miss (12/1)

2020-21 Notes (at TCU)

- Appeared in four games
- Posted six points, six rebounds and an assist in 29 minutes

2019-20 Notes (at TCU)

- Averaged 2.5 points and 1.9 rebounds per game
- Credited with 19 assists, eight steals and five blocks
- Scored a season-best nine points at Oklahoma
- Had eight points in wins over No. 18 Texas Tech, George Mason and at Arkansas
- Recorded a season-high six rebounds against USC

High School:

- Four-star recruit out of Choctawhatchee High according to 247Sports.com
- Top 20 prospect in the state
- Top 30 small forward in the nation
- Top 125 individual nationally
- Three-time all-state selection
- Averaged 17.9 points, 8.1 rebounds, 3.4 assists and 2.6 steals per game
- Helped the Indians finish 23-5
- Averaged 17.5 points, 6.8 rebounds, 2.6 assists and 2.3 steals as a junior

2021-22 GAME-BY-GAME STATS

Date	Opponent	S	MP	FG-A	3P-A	FT-A	R	PF	A	TO	B	ST	P
11/9	Spring Hill		19	5-12	3-8	3-3	7	4	1	2	2	3	16
11/13	at Wichita State	*	28	1-5	0-3	0-2	5	1	1	1	2	1	2
11/16	at Alabama	*	32	1-7	1-3	2-2	3	5	2	5	0	2	7
11/20	Mobile		24	3-7	1-3	1-1	1	3	1	0	1	1	8
11/22	William Carey		30	6-9	3-6	0-1	3	1	1	3	1	1	15
11/25	San Diego		35	1-4	1-3	2-2	7	2	2	1	0	0	5
11/26	Hawaii		33	5-7	2-3	3-4	1	0	0	1	1	4	15
11/29	Texas A&M-Commerce		31	3-7	3-6	2-6	7	1	1	4	0	2	13
12/1	Southern Miss		30	4-11	3-7	0-0	5	0	5	1	0	2	11

SMITH'S SEASON HIGHS

MINUTES	32 at Alabama (11/16/21)
POINTS	16 vs. Spring Hill (11/9/21)
REBOUNDS	7** vs. Texas A&M-Commerce (11/29/21)
ASSISTS	5 vs. Southern Miss (12/1/21)
BLOCKS	2* vs. Spring Hill (11/9/21)
STEALS	4 vs. Hawaii (11/26/21)
FIELD GOALS MADE	5 vs. Spring Hill (11/9/21)
FIELD GOALS ATTEMPTED	13 vs. Spring Hill (11/9/21)
3PT FIELD GOALS MADE	3*** vs. Southern Miss (12/1/21)
3PT FIELD GOALS ATTEMPTED	8 vs. Spring Hill (11/9/21)
FREE THROWS MADE	3 vs. Spring Hill (11/9/21)
FREE THROWS ATTEMPTED	3 vs. Spring Hill (11/9/21)

SMITH'S CAREER HIGHS

MINUTES	32 at Alabama (11/16/21)
POINTS	16 vs. Spring Hill (11/9/21)
REBOUNDS	7** vs. Texas A&M-Commerce (11/29/21)
ASSISTS	5 vs. Southern Miss (12/1/21)
BLOCKS	2 vs. Spring Hill (11/9/21)
STEALS	4 vs. Hawaii (11/26/21)
FIELD GOALS MADE	5 vs. Spring Hill (11/9/21)
FIELD GOALS ATTEMPTED	13 vs. Spring Hill (11/9/21)
3PT FIELD GOALS MADE	3*** vs. Southern Miss (12/1/21)
3PT FIELD GOALS ATTEMPTED	8 vs. Spring Hill (11/9/21)
FREE THROWS MADE	3** vs. Spring Hill (11/9/21)
FREE THROWS ATTEMPTED	4 vs. Baylor (2/29/20)

* Indicates how many previous times that total occurred

SEASON	TEAM	GP-GS	MIN/AVG	Field Goals			3-Point		F-Throws		Rebounds				Scoring					
				FG-FGA	FG%	3FG-3FGA	3FG%	FT-FTA	FT%	OFF	DEF	TOT	AVG	PF-FO	A	TO	BLK	STL	PTS	AVG
2019-20	TCU	31-5	405/13.1	26-103	.252	11-60	.183	14-27	.519	24	35	59	1.9	50-0	19	30	5	8	77	2.5
2020-21	TCU	4-0	29/7.3	3-7	.429	0-3	.000	0-0	.000	4	2	6	1.5	1-0	1	5	0	0	6	1.5
2021-22	USA	9-2	264/29.3	30-69	.435	17-42	.405	13-21	.619	8	31	39	4.3	17-1	14	18	7	16	90	10.0
TOTAL FOR USA		9-2	264/29.3	30-69	.435	17-42	.405	13-21	.619	8	31	39	4.3	17-1	14	18	7	16	90	10.0
TOTAL		44-7	698/15.9	59-179	.330	28-105	.267	27-48	.563	36	68	104	2.4	68-1	34	53	12	24	173	3.9

Alex Anderson

#12

Forward

Freshman

6-6 • 185

Memphis, Tenn. / Tipton-Rosemark Academy

2021-22 Notes

- Scored 11 points and pulled down seven rebounds in his first game as a Jag against Spring Hill (11/9)
- Added five points and two blocks at Wichita State (11/13)
- Posted nine points and five rebounds at No. 14 Alabama (11/16)
- Tied career-highs with 11 points and seven rebounds vs. Mobile (11/20)

High School Notes

- Scored 23 points per game in 2019-20
- Finalist for Mr. Basketball in Tennessee
- Averaged 17 points, 5.3 rebounds and 2.3 steals in 2018-19
- Led Tipton-Rosemark Academy to the championship game of the state tournament as a sophomore
- Rated as a three-star prospect and the eighth-best recruit in Tennessee by 247Sports.com

2021-22 GAME-BY-GAME STATS

Date	Opponent	S	MP	FG-A	3P-A	FT-A	R	PF	A	TO	B	ST	P
11/9	Spring Hill		26	5-8	0-0	1-2	7	1	2	1	1	1	11
11/13	at Wichita State		19	2-2	0-0	1-1	2	4	0	0	2	0	5
11/16	at Alabama		30	4-7	0-0	1-4	5	2	0	1	0	0	9
11/20	Mobile	*	34	5-13	0-0	1-3	7	2	1	0	0	1	11
11/22	William Carey	*	32	3-6	0-0	2-5	3	1	1	1	0	2	6
11/25	San Diego	*	32	4-8	0-0	0-0	3	2	0	1	0	0	8
11/26	Hawaii	*	26	3-5	0-0	0-0	2	4	0	0	0	1	6
11/29	Texas A&M-Commerce	*	29	2-4	0-0	1-3	4	4	1	3	0	1	5
12/1	Southern Miss	*	37	4-7	0-0	2-4	6	2	0	2	0	0	10

ANDERSON'S SEASON HIGHS

MINUTES	37 vs. Southern Miss (12/1/21)
POINTS	11* vs. Mobile (11/20/21)
REBOUNDS	7* vs. Mobile (11/20/21)
ASSISTS	2 vs. Spring Hill (11/9/21)
BLOCKS	2 at Wichita State (11/23/21)
STEALS	2 vs. William Carey (11/22/21)
FIELD GOALS MADE	5* vs. Mobile (11/20/21)
FIELD GOALS ATTEMPTED	13 vs. Mobile (11/20/21)
3PT FIELD GOALS MADE	none
3PT FIELD GOALS ATTEMPTED	none
FREE THROWS MADE	1* at Alabama (11/16/21)
FREE THROWS ATTEMPTED	4 at Alabama (11/16/21)

ANDERSON'S CAREER HIGHS

MINUTES	37 vs. Southern Miss (12/1/21)
POINTS	11* vs. Mobile (11/20/21)
REBOUNDS	7* vs. Mobile (11/20/21)
ASSISTS	2 vs. Spring Hill (11/9/21)
BLOCKS	2 at Wichita State (11/13/21)
STEALS	2 vs. William Carey (11/22/21)
FIELD GOALS MADE	5* vs. Mobile (11/20/21)
FIELD GOALS ATTEMPTED	13 vs. Mobile (11/20/21)
3PT FIELD GOALS MADE	none
3PT FIELD GOALS ATTEMPTED	none
FREE THROWS MADE	1** vs. Mobile (11/20/21)
FREE THROWS ATTEMPTED	4 at Alabama (11/16/21)

* Indicates how many previous times that total occurred

SEASON	TEAM	GP-GS	MIN/AVG	Field Goals		3-Point		F-Throws		Rebounds				Scoring						
				FG-FGA	FG%	3FG-3FGA	3FG%	FT-FTA	FT%	OFF	DEF	TOT	AVG	PF-FO	A	TO	BLK	STL	PTS	AVG
2021-22	USA	9-6	268/29.8	32-60	.533	0-0	.000	9-22	.409	16	23	39	4.3	22-0	5	9	3	6	73	8.1
TOTAL		9-6	268/29.8	32-60	.533	0-0	.000	9-22	.409	16	23	39	4.3	22-0	5	9	3	6	73	8.1

Javon Franklin

#13

Forward

Senior

6-7 • 220

Little Rock, Ark. / Auburn

2021-22 Notes

- Posted 18 points and career-high 12 rebounds at Wichita State for his first career double-double
- Earned his second straight double-double at No. 14 Alabama, posting 11 points and 11 rebounds
- Tied a career-high with three blocks vs. William Carey (11/22)
- Scored a career-high 22 points on 10-for-10 shooting vs. Southern Miss (12/1)

2020-21 Notes (at Auburn)

- Appeared in 23 games
- Posted 29 points, 37 rebounds, 11 blocks and three steals
- Recorded a career-best eight points, four rebounds and two blocks in 11 minutes at Arkansas
- Added six points, seven rebounds and three blocks at LSU

2019-20 Notes (at Auburn)

- Appeared in five games as a freshman for an Auburn team that ended up 25-6

JUCO Notes

- Averaged 10.8 points and 8.2 rebounds per game as a freshman at Holmes (Miss.) C.C.
- Finished the year in the top 20 in the NJCAA in blocked shots (72) and field-goal percentage (63.2%)
- Named first-team all-region and all-state
- Helped the Bulldogs finish 24-5 after winning the region tournament
- Suffered a season-ending injury sophomore season
- Considered among the top 25 junior-college recruits
- Earned the top ranking among players from Arkansas

High School Notes

- Named McDonald's Arkansas 6A and Full Court Player of the Year
- Averaged 16.0 points, 8.7 rebounds, 2.1 blocks, 1.9 assists and 1.8 steals at Little Rock (Ark.) Parkview Magnet High School
- Chosen as most valuable player of the state 5A tournament championship game

2021-22 GAME-BY-GAME STATS

Date	Opponent	S	MP	FG-A	3P-A	FT-A	R	PF	A	TO	B	ST	P
11/9	Spring Hill	*	20	6-8	0-0	0-0	9	0	0	1	0	0	12
11/13	at Wichita State	*	37	8-11	0-1	2-5	12	1	2	1	2	1	18
11/16	at Alabama	*	37	5-11	0-0	1-2	11	4	2	4	0	4	11
11/20	Mobile		5	1-3	0-0	0-0	1	1	0	0	0	0	2
11/22	William Carey	*	20	1-1	0-0	4-4	4	1	1	1	3	1	6
11/25	San Diego	*	14	0-5	0-0	0-0	2	1	0	0	0	0	0
11/26	Hawaii	*	19	4-6	0-0	0-0	5	3	0	1	0	1	8
11/29	Texas A&M-Commerce	*	19	2-2	0-0	3-4	6	1	0	1	0	0	7
12/1	Southern Miss	*	23	10-10	0-0	2-5	9	0	1	0	1	4	22

FRANKLIN'S SEASON HIGHS

MINUTES.....	37* at Wichita State (11/13/21)
POINTS.....	22 vs. Southern Miss (12/1/21)
REBOUNDS.....	12 at Wichita State (11/13/21)
ASSISTS.....	2* at Wichita State (11/13/21)
BLOCKS.....	3 vs. William Carey (11/22/21)
STEALS.....	4* vs. Southern Miss (12/1/21)
FIELD GOALS MADE.....	10 vs. Southern Miss (12/1/21)
FIELD GOALS ATTEMPTED.....	11 at Wichita State (11/13/21)
3PT FIELD GOALS MADE.....	0 at Wichita State (11/13/21)
3PT FIELD GOALS ATTEMPTED.....	1 at Wichita State (11/13/21)
FREE THROWS MADE.....	2* vs. Southern Miss (12/1/21)
FREE THROWS ATTEMPTED.....	5* vs. Southern Miss (12/1/21)

FRANKLIN'S CAREER HIGHS

MINUTES.....	37* at Wichita State (11/13/21)
POINTS.....	22 vs. Southern Miss (12/1/21)
REBOUNDS.....	12 at Wichita State (11/13/21)
ASSISTS.....	2** at Wichita State (11/13/21)
BLOCKS.....	3* vs. William Carey (11/22/21)
STEALS.....	4* vs. Southern Miss (12/1/21)
FIELD GOALS MADE.....	10 vs. Southern Miss (12/1/21)
FIELD GOALS ATTEMPTED.....	11 at Wichita State (11/13/21)
3PT FIELD GOALS MADE.....	2 at Arkansas (1/20/21)
3PT FIELD GOALS ATTEMPTED.....	2 at Arkansas (1/20/21)
FREE THROWS MADE.....	4 at LSU (2/20/21)
FREE THROWS ATTEMPTED.....	5* vs. Southern Miss (12/1/21)

* Indicates how many previous times that total occurred

SEASON	TEAM	GP-GS	MIN/AVG	Field Goals		3-Point		F-Throws		Rebounds				Scoring						
				FG-FGA	FG%	3FG-3FGA	3FG%	FT-FTA	FT%	OFF	DEF	TOT	AVG	PF-FO	A	TO	BLK	STL	PTS	AVG
2019-20	AUB	5-0	6/1.2	0-0	.000	0-0	.000	0-0	.000	0	1	1	0.2	0-0	1	1	0	0	0	0.0
2020-21	AUB	23-0	123/5.4	11-29	.379	2-8	.250	5-10	.500	15	22	37	1.6	8-0	4	9	11	3	29	1.3
2021-22	USA	9-8	197/21.9	37-57	.649	0-1	.000	12-20	.600	22	37	59	6.6	12-0	6	9	6	11	86	9.6
TOTAL FOR USA		9-8	197/21.9	37-57	.649	0-1	.000	12-20	.600	22	37	59	6.6	12-0	6	9	6	11	86	9.6
TOTAL		37-8	327/8.8	48-86	.558	2-9	.222	17-30	.567	37	60	97	2.6	20-0	11	19	17	14	115	3.1

Adam Sizemore

#14

Guard

Junior

5-9 • 166

London, Ky. / North Laurel HS

2021-22 GAME-BY-GAME STATS

Date	Opponent	S	MP	FG-A	3P-A	FT-A	R	PF	A	TO	B	ST	P
11/9	Spring Hill	5	0-2	0-2	0-0	1	0	0	0	0	0	0	1
11/20	Mobile	3	0-0	0-0	0-0	1	0	0	0	0	0	0	0
11/22	William Carey	3	1-3	1-3	0-0	0	0	1	0	0	0	0	3
12/1	Southern Miss	2	0-1	0-1	0-0	0	0	0	0	0	0	0	0

2021-22 Notes

- Pulled down a rebound against Spring Hill (11/9) and Mobile (11/20)
- Hit his first three-pointer of the season and second of career vs. William Carey (11/22)

2020-21 Notes

- Appeared in eight games
- Credited with two rebounds and one assist

2019-20 Notes

- Appeared in seven contests his first season with the program, recording five points, three assists and a rebound
- Made his first career 3-point attempt and had two assists vs. Pikeville (11/6)
 - Saw three minutes of action in Spring Hill (11/19) victory
 - Played four minutes in win over Mobile (12/28), making his only shot from the field while also handing out an assist

High School

- Graduate of North Laurel High School
- Earned five varsity letters
- Ended career ranked 13th on KHSAA all-time assist charts with 629
- Led Jaguars to more than 100 victories

SIZEMORE'S SEASON HIGHS

MINUTES.....	5 vs. Spring Hill (11/9/21)
POINTS.....	3 vs. William Carey (11/22/21)
REBOUNDS.....	1* vs. Mobile (11/20/21)
ASSISTS.....	1 vs. William Carey (11/22/21)
BLOCKS.....	none
STEALS.....	none
FIELD GOALS MADE.....	1 vs. William Carey (11/22/21)
FIELD GOALS ATTEMPTED.....	3 vs. William Carey (11/22/21)
3PT FIELD GOALS MADE.....	1 vs. William Carey (11/22/21)
3PT FIELD GOALS ATTEMPTED.....	3 vs. William Carey (11/22/21)
FREE THROWS MADE.....	none
FREE THROWS ATTEMPTED.....	none

SIZEMORE'S CAREER HIGHS

MINUTES.....	6 vs. Pikeville (11/6/19)
POINTS.....	3* vs. William Carey (11/22/21)
REBOUNDS.....	2 vs. Emmanuel (Ga.) (12/1/20)
ASSISTS.....	2 vs. Pikeville (11/6/19)
BLOCKS.....	0 vs. Pikeville (11/6/19)
STEALS.....	1 vs. Arkansas State (1/9/20)
FIELD GOALS MADE.....	1* vs. William Carey (11/22/21)
FIELD GOALS ATTEMPTED.....	3* vs. William Carey (11/22/21)
3PT FIELD GOALS MADE.....	1* vs. William Carey (11/22/21)
3PT FIELD GOALS ATTEMPTED.....	3 vs. William Carey (11/22/21)
FREE THROWS MADE.....	0 vs. Pikeville (11/6/19)
FREE THROWS ATTEMPTED.....	0 vs. Pikeville (11/6/19)

* Indicates how many previous times that total occurred

SEASON	TEAM	Field Goals				3-Point		F-Throws		Rebounds				Scoring						
		GP-GS	MIN/AVG	FG-FGA	FG%	3FG-3FGA	3FG%	FT-FTA	FT%	OFF	DEF	TOT	AVG	PF-FO	A	TO	BLK	STL	PTS	AVG
2019-20	USA	7-0	17/2.4	2-4	.500	1-2	.500	0-0	.000	0	1	1	0.1	0-0	3	1	0	1	5	0.7
2020-21	USA	8-0	11/1.4	0-1	.000	0-1	.000	0-0	.000	0	2	2	0.3	0-0	1	1	0	0	0	0.0
2021-22	USA	4-0	13/3.3	1-6	.167	1-6	.167	0-0	.000	0	2	2	0.5	0-0	1	0	0	0	3	0.8
TOTAL		19-0	42/2.2	3-11	.273	2-9	.222	0-0	.000	0	5	5	0.3	0-0	5	2	0	1	8	0.4

Marshall Kearing

#20

Forward

Junior

6-9 • 225

Perth, Australia / State College of Florida

2021-22 Notes

- Scored four points and had five rebounds in his Jag debut
- Posted career-highs in points (14), rebounds (16), steals (3) and assists (2) vs. Mobile
- Earned his first double-double vs. Mobile (11/20)
- Posted his second consecutive double-double vs. William Carey (11/22)

JUCO Notes

- Averaged 11.9 points, 7.2 rebounds and region-best 2.8 blocks per game
- Shot 61.5 percent from the field at State College of Florida last season
- Recorded seven double-doubles
- Scored 10 or more points 20 times
- Voted first-team all-Suncoast Conference
- Considered by 247sports.com as the third best junior college recruit in the state and 10th in the country

High School Notes

- Averaged 10 points, nine rebounds, and two blocks in two seasons at Willetton Senior HS

2021-22 GAME-BY-GAME STATS

Date	Opponent	S	MP	FG-A	3P-A	FT-A	R	PF	A	TO	B	ST	P
11/9	Spring Hill		12	2-4	0-0	0-0	5	2	0	0	1	0	4
11/16	at Alabama		1	0-1	0-0	0-0	1	0	0	0	0	0	0
11/20	Mobile	*	29	6-11	0-0	2-2	16	1	2	1	0	3	14
11/22	William Carey		20	5-5	0-0	1-2	10	3	1	0	2	1	11
11/25	San Diego		8	1-1	0-0	0-0	2	0	0	0	0	0	2
11/26	Hawaii		12	0-0	0-0	0-0	0	2	0	1	2	1	0
11/29	Texas A&M-Commerce		8	0-0	0-0	0-0	2	1	1	0	0	0	0
12/1	Southern Miss		11	0-1	0-0	0-0	1	3	1	0	0	0	0

KEARING'S SEASON HIGHS

MINUTES.....	29 vs. Mobile (11/20/21)
POINTS.....	14 vs. Mobile (11/20/21)
REBOUNDS.....	16 vs. Mobile (11/20/21)
ASSISTS.....	2 vs. Mobile (11/20/21)
BLOCKS.....	2* vs. Hawaii (11/26/21)
STEALS.....	3 vs. Mobile (11/20/21)
FIELD GOALS MADE.....	6 vs. Mobile (11/20/21)
FIELD GOALS ATTEMPTED.....	11 vs. Mobile (11/20/21)
3PT FIELD GOALS MADE.....	none
3PT FIELD GOALS ATTEMPTED.....	none
FREE THROWS MADE.....	2 vs. Mobile (11/20/21)
FREE THROWS ATTEMPTED.....	2 vs. Mobile (11/20/21)

KEARING'S CAREER HIGHS

MINUTES.....	29 vs. Mobile (11/20/21)
POINTS.....	14 vs. Mobile (11/20/21)
REBOUNDS.....	16 vs. Mobile (11/20/21)
ASSISTS.....	2 vs. Mobile (11/20/21)
BLOCKS.....	2* vs. Hawaii (11/26/21)
STEALS.....	3 vs. Mobile (11/20/21)
FIELD GOALS MADE.....	6 vs. Mobile (11/20/21)
FIELD GOALS ATTEMPTED.....	11 vs. Mobile (11/20/21)
3PT FIELD GOALS MADE.....	none
3PT FIELD GOALS ATTEMPTED.....	none
FREE THROWS MADE.....	2 vs. Mobile (11/20/21)
FREE THROWS ATTEMPTED.....	2 vs. Mobile (11/20/21)

* Indicates how many previous times that total occurred

SEASON	TEAM	GP-GS	MIN/AVG	Field Goals			3-Point		F-Throws		Rebounds				Scoring					
				FG-FGA	FG%	3FG-3FGA	3FG%	FT-FTA	FT%	OFF	DEF	TOT	AVG	PF-FO	A	TO	BLK	STL	PTS	AVG
2021-22	USA	8-1	103/12.9	14-23	.609	0-0	.000	3-4	.750	19	18	37	4.6	12-0	5	2	5	5	31	3.9
TOTAL		8-1	103/12.9	14-23	.609	0-0	.000	3-4	.750	19	18	37	4.6	12-0	5	2	5	5	31	3.9

Charles Manning Jr.

#21

Guard

Senior

6-4 • 193

Riverhead, N.Y. / LSU

2021-22 Notes

- Scored nine points, two assists and added two steals in season debut (11/9)
- Added 13 points at Wichita State (11/13)
- Had 23 points, six rebounds and four assists at No. 14 Alabama (11/16)
- Posted a career-high five assists vs. Mobile (11/20)
- Scored a career-high 25 points in the Las Vegas Classic championship game vs. Hawaii; also added a career-best seven rebounds
- Named tournament MVP at Las Vegas Classic
- Has scored in double figures in seven consecutive games (11/13-11/29)
- Scored 20 points, five assists and a career-best five blocks against Texas A&M-Commerce (11/29)
- Named SBC POTW on 11/30

2020-21 Notes (at LSU)

- Appeared in six games with one start
- Posted 25 points, 18 rebounds, five assists and three steals during the season
- Averaged 18 minutes per outing
- Scored a season-best nine points and grabbed four rebounds in a win over Texas A&M

2019-20 Notes (at LSU)

- Averaged 7.9 points and 3.2 rebounds per game
- Credited with 20 assists, 20 blocks and 10 steals
- Shot 50 percent from the field
- Appeared in 19 games while averaging 22 minutes per contest
- Scored in double digits six times
- Career high 16 points in a win over UMBC

JUCO Notes

- Third-team National Junior College Athletic Association All-American
- Averaged 16.8 points, 4.8 rebounds, 3.1 assists and 1.1 steals per game
- Helped lead Florida Southwestern State C.C. to the Suncoast Conference championship and a fifth-place finish at the NJCAA Tournament
- Averaged 12.4 points and 4.9 rebounds per contest and finished second-team all-league as a freshman

High School

- Averaged 14 points, six rebounds and 2.5 steals per game
- Led Bridgehampton H.S. to first title in 17 years going 22-2 overall

2021-22 GAME-BY-GAME STATS

Date	Opponent	S	MP	FG-A	3P-A	FT-A	R	PF	A	TO	B	ST	P
11/9	Spring Hill	*	19	4-11	1-5	0-0	2	1	2	1	1	2	9
11/13	at Wichita State		30	6-16	1-5	0-0	4	4	1	7	0	1	13
11/16	at Alabama	*	38	7-18	2-7	7-8	6	2	4	7	1	1	23
11/20	Mobile	*	26	5-10	0-1	3-4	5	2	5	1	0	1	13
11/22	William Carey	*	24	6-14	2-6	4-4	4	2	4	2	0	3	18
11/25	San Diego	*	35	10-20	1-2	0-2	2	3	5	3	0	0	21
11/26	Hawaii	*	37	10-18	1-3	4-5	7	3	2	4	0	1	25
11/29	Texas A&M-Commerce	*	39	6-16	0-3	8-9	1	1	5	4	5	3	20
12/1	Southern Miss	*	5	3-4	1-2	0-0	0	2	0	0	0	1	7

MANNING JR.'S SEASON HIGHS

MINUTES	39 vs. Texas A&M-Commerce (11/29/21)
POINTS	25 vs. Hawaii (11/26/21)
REBOUNDS	7* vs. Texas A&M-Commerce (11/29/21)
ASSISTS	5*** vs. Texas A&M-Commerce (11/29/21)
BLOCKS	5 vs. Texas A&M-Commerce (11/29/21)
STEALS	3*** vs. Texas A&M-Commerce (11/29/21)
FIELD GOALS MADE	10* vs. Hawaii (11/26/21)
FIELD GOALS ATTEMPTED	20 vs. San Diego (11/25/21)
3PT FIELD GOALS MADE	2* vs. William Carey (11/22/21)
3PT FIELD GOALS ATTEMPTED	7 at Alabama (11/16/21)
FREE THROWS MADE	8 vs. Texas A&M-Commerce (11/29/21)
FREE THROWS ATTEMPTED	9 vs. Texas A&M-Commerce (11/29/21)

MANNING JR.'S CAREER HIGHS

MINUTES	39 vs. Texas A&M-Commerce (11/29/21)
POINTS	25 vs. Hawaii (11/26/21)
REBOUNDS	7* vs. Texas A&M-Commerce (11/29/21)
ASSISTS	5*** vs. Texas A&M-Commerce (11/29/21)
BLOCKS	5 vs. Texas A&M-Commerce (11/29/21)
STEALS	3*** vs. Texas A&M-Commerce (11/29/21)
FIELD GOALS MADE	10* vs. Hawaii (11/26/21)
FIELD GOALS ATTEMPTED	20 vs. San Diego (11/25/21)
3PT FIELD GOALS MADE	3 vs. Kentucky (2/8/20)
3PT FIELD GOALS ATTEMPTED	7 at Alabama (11/16/21)
FREE THROWS MADE	8 vs. Texas A&M-Commerce (11/29/21)
FREE THROWS ATTEMPTED	9 vs. Texas A&M-Commerce (11/29/21)

* Indicates how many previous times that total occurred

SEASON	TEAM	GP-GS	MIN/AVG	Field Goals		3-Point		F-Throws		Rebounds				Scoring						
				FG-FGA	FG%	3FG-3FGA	3FG%	FT-FTA	FT%	OFF	DEF	TOT	AVG	PF-FO	A	TO	BLK	STL	PTS	AVG
2019-20	LSU	19-3	430/22.6	60-120	.500	13-32	.406	17-25	.680	13	47	60	3.2	33-0	20	20	20	10	150	7.9
2020-21	LSU	6-1	107/17.8	12-29	.414	0-6	.000	1-1	1.000	6	12	18	3.0	8-0	5	4	1	3	25	4.2
2021-22	USA	9-8	254/28.2	57-127	.449	9-34	.265	26-32	.813	4	27	31	3.4	20-0	28	29	7	13	149	16.6
TOTAL FOR USA		9-8	254/28.2	57-127	.449	9-34	.265	26-32	.813	4	27	31	3.4	20-0	28	29	7	13	149	16.6
TOTAL		34-12	791/23.3	129-276	.467	22-72	.306	44-58	.759	23	86	109	3.2	61-0	53	53	28	26	324	9.5

Jay Jay Chandler

#22

Guard

Graduate Senior

6-4 • 180

Katy, Texas / Texas A&M

2021-22 Notes

- Chandler tied a career-high in points (21), free throws (8) and free throw attempts (13) on 6-for-13 shooting vs. Spring Hill (11/9)
- Led USA with 15 points vs. Mobile (11/16)
- Posted a career-high 22 points on 7-of-10 shooting vs. William Carey (11/22)
- Had a career-best five steals vs. San Diego (11/25)
- Dished out a career-high six assists vs. Southern Miss (12/1)

2020-21 Notes (at Texas A&M)

- Averaged 8.2 points and 2.5 rebounds per game
- Added 17 assists and 11 steals
- Scored in double figures in eight of his 17 appearances
- Posted a season-best 21 points against LSU on 8-for-20 shooting, including five three-pointers

2019-20 Notes (at Texas A&M)

- Posted 6.1 points and 1.9 rebounds per game
- Added 31 assists and 22 steals in 29 games

2018-19 Notes (at Texas A&M)

- Averaged 8.3 points and 3.2 rebounds per game
- Added 41 assists and 39 steals

2017-18 Notes (at Texas A&M)

- Averaged 3.7 points and 1.2 rebounds per game
- Added 24 assists and 10 steals
- Appeared in 33 games as Texas A&M went 22-13 and advanced to the Sweet 16 of the NCAA Tournament

High School Notes

- Four-star prospect out of Cinco Ranch High School
- Earned all-state honors last two years
- Averaged 25.2 points, 7.8 rebounds, 4.6 assists and 2.8 steals as a senior
- Helped lead the Cougars to a 27-6 record and a district title

2021-22 GAME-BY-GAME STATS

Date	Opponent	S	MP	FG-A	3P-A	FT-A	R	PF	A	TO	B	ST	P
11/9	Spring Hill	*	19	6-13	1-4	8-13	7	3	3	1	1	3	21
11/13	at Wichita State	*	31	3-12	0-2	2-2	2	1	1	3	0	0	8
11/16	at Alabama	*	19	3-7	0-1	0-0	4	5	0	4	0	0	6
11/20	Mobile	*	27	5-11	2-4	3-4	4	1	2	0	0	1	15
11/22	William Carey	*	28	7-10	3-5	5-7	4	0	3	2	0	1	22
11/25	San Diego	*	37	9-22	2-5	1-1	6	3	4	4	0	5	21
11/26	Hawaii	*	31	3-10	0-3	4-5	2	4	4	1	0	3	10
11/29	Texas A&M-Commerce	*	34	6-11	1-3	0-0	7	0	3	1	0	1	13
12/1	Southern Miss	*	29	7-11	1-2	1-1	4	3	6	5	0	0	16

CHANDLER'S SEASON HIGHS

MINUTES.....	37 vs. San Diego (11/25/21)
POINTS.....	22 vs. William Carey (11/22/21)
REBOUNDS.....	7* vs. Texas A&M-Commerce (11/29/21)
ASSISTS.....	6 vs. Southern Miss (12/1/21)
BLOCKS.....	1 vs. Spring Hill (11/9/21)
STEALS.....	5 vs. Hawaii (11/26/21)
FIELD GOALS MADE.....	7** vs. Southern Miss (12/1/21)
FIELD GOALS ATTEMPTED.....	13 vs. Spring Hill (11/9/21)
3PT FIELD GOALS MADE.....	3 vs. William Carey (11/22/21)
3PT FIELD GOALS ATTEMPTED.....	5* vs. William Carey (11/22/21)
FREE THROWS MADE.....	8 vs. Spring Hill (11/9/21)
FREE THROWS ATTEMPTED.....	13 vs. Spring Hill (11/9/21)

CHANDLER'S CAREER HIGHS

MINUTES.....	37 vs. San Diego (11/25/21)
POINTS.....	22 vs. William Carey (11/21/21)
REBOUNDS.....	8 vs. Washington (11/20/18)
ASSISTS.....	6 vs. Southern Miss (12/1/21)
BLOCKS.....	2 vs. Savannah State (11/7/18)
STEALS.....	5* vs. Hawaii (11/26/21)
FIELD GOALS MADE.....	8 vs. LSU (1/26/21)
FIELD GOALS ATTEMPTED.....	20 vs. LSU (1/26/21)
3PT FIELD GOALS MADE.....	5 vs. LSU (1/26/21)
3PT FIELD GOALS ATTEMPTED.....	14 vs. LSU (1/26/21)
FREE THROWS MADE.....	8* vs. Spring Hill (11/9/21)
FREE THROWS ATTEMPTED.....	13* vs. Spring Hill (11/9/21)

* Indicates how many previous times that total occurred

SEASON	TEAM	GP-GS	MIN/AVG	Field Goals		3-Point		F-Throws		Rebounds				Scoring						
				FG-FGA	FG%	3FG-3FGA	3FG%	FT-FTA	FT%	OFF	DEF	TOT	AVG	PF-FO	A	TO	BLK	STL	PTS	AVG
2017-18	TA&M	33-4	377/11.4	42-111	.378	10-41	.244	29-40	.725	15	23	38	1.2	43-0	24	24	1	10	123	3.7
2018-19	TA&M	31-18	735/23.7	91-206	.442	19-64	.297	55-78	.705	21	77	98	3.2	84-2	41	45	6	39	256	8.3
2019-20	TA&M	29-7	595/20.5	51-153	.333	30-94	.319	45-57	.789	9	47	56	1.9	66-2	31	53	1	22	177	6.1
2020-21	TA&M	17-5	348/20.4	47-139	.338	24-91	.264	21-25	.840	8	35	43	2.5	35-0	17	24	0	11	139	8.2
2021-22	USA	9-9	258/28.7	49-107	.458	10-29	.345	24-33	.727	4	36	40	4.4	20-1	26	21	1	14	132	14.7
TOTAL FOR USA		9-9	258/28.7	49-107	.458	10-29	.345	24-33	.727	4	36	40	4.4	20-1	26	21	1	14	132	14.7
TOTAL		119-43	2313/19.4	280-716	.391	93-319	.292	174-233	.747	57	218	275	2.3	248-5	139	167	9	96	827	6.9

Tyler Shirley

#24

Forward

Freshman

6-6 • 212

Mableton, Ga. / Pebblebrook HS

2021-22 Notes

- Added four points, three rebounds and two assists in his debut (11/9)
- Scored three points vs. Mobile (11/20)
- Hit a three-pointer vs. Southern Miss (12/1)

High School Notes

- Averaged 12 points and 11 rebounds per contest
- Rated among the top 25 prospects in Georgia
- Top 60 small forward nationally according to 247sports.com

2021-22 GAME-BY-GAME STATS

Date	Opponent	S	MP	FG-A	3P-A	FT-A	R	PF	A	TO	B	ST	P
11/9	Spring Hill	1	11	2-4	0-2	0-0	3	0	2	1	0	0	4
11/16	at Alabama	1	1	0-0	0-0	0-0	0	0	0	0	0	0	0
11/20	Mobile	13	13	1-6	0-4	1-2	2	1	0	0	0	0	3
11/22	William Carey	8	8	0-2	0-2	1-2	3	0	2	1	0	1	1
12/1	Southern Miss	6	6	1-2	1-2	0-0	0	1	0	1	0	0	3

SHIRLEY'S SEASON HIGHS

MINUTES	11 vs. Spring Hill (11/9/21)
POINTS	4 vs. Spring Hill (11/9/21)
REBOUNDS	3 vs. Spring Hill (11/9/21)
ASSISTS	2 vs. Spring Hill (11/9/21)
BLOCKS	none
STEALS	1 vs. William Carey (11/22/21)
FIELD GOALS MADE	2 vs. Spring Hill (11/9/21)
FIELD GOALS ATTEMPTED	6 vs. Mobile (11/20/21)
3PT FIELD GOALS MADE	1 vs. Southern Miss (12/1/21)
3PT FIELD GOALS ATTEMPTED	4 vs. Mobile (11/20/21)
FREE THROWS MADE	1* vs. William Carey (11/22/21)
FREE THROWS ATTEMPTED	2* vs. William Carey (11/22/21)

SHIRLEY'S CAREER HIGHS

MINUTES	11 vs. Spring Hill (11/9/21)
POINTS	4 vs. Spring Hill (11/9/21)
REBOUNDS	3 vs. Spring Hill (11/9/21)
ASSISTS	2 vs. Spring Hill (11/9/21)
BLOCKS	none
STEALS	1 vs. William Carey (11/22/21)
FIELD GOALS MADE	2 vs. Spring Hill (11/9/21)
FIELD GOALS ATTEMPTED	6 vs. Mobile (11/20/21)
3PT FIELD GOALS MADE	1 vs. Southern Miss (12/1/21)
3PT FIELD GOALS ATTEMPTED	4 vs. Mobile (11/20/21)
FREE THROWS MADE	1* vs. William Carey (11/22/21)
FREE THROWS ATTEMPTED	2* vs. William Carey (11/22/21)

* Indicates how many previous times that total occurred

SEASON	TEAM	GP-GS	MIN/AVG	Field Goals		3-Point		F-Throws		Rebounds				Scoring						
				FG-FGA	FG%	3FG-3FGA	3FG%	FT-FTA	FT%	OFF	DEF	TOT	AVG	PF-FO	A	TO	BLK	STL	PTS	AVG
2021-22	USA	5-0	41/8.1	4-14	.286	1-10	.100	2-4	.500	5	3	8	1.6	2-0	4	3	0	1	11	2.2
TOTAL		5-0	41/8.1	4-14	.286	1-10	.100	2-4	.500	5	3	8	1.6	2-0	4	3	0	1	11	2.2

Jamal West

#25

Forward

Sophomore

6-5 • 224

Baltimore, Md. / St. Frances Academy

2021-22 Notes

- Pulled down a team-high five offensive rebounds vs. Spring Hill (11/9)
- Added nine points and five rebounds in 11 minutes vs. Mobile (11/20)
- Blocked a season-best two shots vs. Southern Miss (12/1)

2020-21 Notes

- Appeared in 27 games, making 17 starts
- Averaged 5.7 points and 6.3 rebounds per game
- Led the team in rebounds
- Finished 10th in rebounding in the Sun Belt
- Second on the team with a 49.0 field goal percentage
- Led team in offensive rebounds with 70
- Led team in blocks with 28
- Finished eighth in the Sun Belt with 1.0 blocks per game

High School Notes

- Was considered the No. 9 player in the state of Maryland and rated two stars by 247Sports
- Named the Baltimore Catholic League Player of the Year as a senior after posting 16 points, 8.7 rebounds, 1.6 assists and a block per game
- Helped lead St. Frances Academy to a 38-4 finish and the BCL championship
- Recorded 12 double-doubles, including six in a row the final two weeks of January
- Finished with 34 points and 14 boards in a February victory over Our Lady of Mount Carmel, following up with a 21-point, 17-rebound performance in the Panthers next win over Gerstell Academy
- Had 22 points and 11 rebounds in a 19-point defeat of Oak Hill Academy as well
- Averaged 12.9 points and 7.4 rebounds per game and led the Panthers to a BCL title after scoring 28 points in the championship game his junior season
- Earlier in the year, scored 42 points against Annapolis Area Christian
- As a sophomore, he helped Dunbar High School to a 1A state crown

2021-22 GAME-BY-GAME STATS

Date	Opponent	S	MP	FG-A	3P-A	FT-A	R	PF	A	TO	B	ST	P
11/9	Spring Hill	22	1-4	0-0	3-6	8	3	0	0	1	0	5	
11/13	at Wichita State	2	0-0	0-0	0-0	0	0	1	0	0	0	0	
11/16	at Alabama	2	0-0	0-0	0-0	0	0	0	0	0	0	0	
11/20	Mobile	11	2-5	0-0	5-8	5	2	1	0	0	0	9	
11/22	William Carey	6	2-3	0-0	2-2	4	1	0	1	0	0	6	
12/1	Southern Miss	10	0-2	0-0	1-2	3	1	1	0	2	0	1	

WEST'S SEASON HIGHS

MINUTES	22 vs. Spring Hill (11/9/21)
POINTS	9 vs. Mobile (11/20/21)
REBOUNDS	8 vs. Spring Hill (11/9/21)
ASSISTS	1* vs. Mobile (11/20/21)
BLOCKS	2 vs. Southern Miss (12/1/21)
STEALS	none
FIELD GOALS MADE	2 vs. Mobile (11/20/21)
FIELD GOALS ATTEMPTED	5 vs. Mobile (11/20/21)
3PT FIELD GOALS MADE	none
3PT FIELD GOALS ATTEMPTED	none
FREE THROWS MADE	5 vs. Mobile (11/20/21)
FREE THROWS ATTEMPTED	8 vs. Mobile (11/20/21)

WEST'S CAREER HIGHS

MINUTES	45 vs. Georgia Southern (1/22/21)
POINTS	14 vs. Georgia State (2/27/21)
REBOUNDS	13 vs. Appalachian State (1/15/21)
ASSISTS	2 vs. Georgia State (2/27/21)
BLOCKS	3 vs. Appalachian State (2/20/21)
STEALS	2 vs. Emmanuel (GA) (12/1/20)
FIELD GOALS MADE	6 vs. Georgia State (2/27/21)
FIELD GOALS ATTEMPTED	10 vs. Appalachian State (2/19/21)
3PT FIELD GOALS MADE	0 vs. Louisiana (3/6/21)
3PT FIELD GOALS ATTEMPTED	1 vs. Appalachian State (2/19/21)
FREE THROWS MADE	10 vs. Emmanuel (GA) (12/1/21)
FREE THROWS ATTEMPTED	16 vs. Emmanuel (GA) (12/1/21)

* Indicates how many previous times that total occurred

SEASON TEAM	GP-GS	MIN/AVG	Field Goals			3-Point		F-Throws		Rebounds				Scoring					
			FG-FGA	FG%	3FG-3FGA	3FG%	FT-FTA	FT%	OFF	DEF	TOT	AVG	PF-FO	A	TO	BLK	STL	PTS	AVG
2020-21 USA	27-17	718/26.6	51-104	.490	0-1	.000	51-89	.573	70	99	169	6.3	66-2	18	32	28	11	153	5.7
2021-22 USA	6-0	55/9.1	5-14	.357	0-0	.000	11-18	.611	12	8	20	3.3	7-0	3	1	3	0	21	3.5
TOTAL	33-17	773/23.4	56-118	.475	0-1	.000	62-107	.579	82	107	189	5.7	73-2	21	33	31	11	174	5.3

SOUTH ALABAMA OVERALL STATISTICS

Game Records

Record	Overall	Home	Away	Neutral
ALL GAMES	7-2	5-0	0-2	2-0
CONFERENCE	0-0	0-0	0-0	0-0
NON-CONFERENCE	7-2	5-0	0-2	2-0

Score by Periods

Team	1st	2nd	OT	TOT
South Alabama	336	360	0	696
Opponents	256	277	0	533

Team Box Score

No.	Player	Total			3-Point		F-Throw		Rebounds				Other									
		GP-GS	MIN	AVG	FG-FGA	FG%	3FG-3FGA	3FG%	FT-FTA	FT%	OFF	DEF	TOT	AVG	PF	DQ	A	TO	BLK	STL	PTS	AVG
21	MANNING, JR., Charles	9-8	254:10	28.2	57-127	.449	9-34	.265	26-32	.813	4	27	31	3.4	20	0	28	29	7	13	149	16.6
22	CHANDLER, Jay Jay	9-9	258:29	28.7	49-107	.458	10-29	.345	24-33	.727	4	36	40	4.4	20	1	26	21	1	14	132	14.7
10	SMITH, Diante	9-2	263:44	29.3	30-69	.435	17-42	.405	13-21	.619	8	31	39	4.3	17	1	14	18	7	16	90	10.0
13	FRANKLIN, Javon	9-8	197:26	21.9	37-57	.649	0-1	.000	12-20	.600	22	37	59	6.6	12	0	6	9	6	11	86	9.6
12	ANDERSON, Alex	9-6	267:48	29.8	32-60	.533	0-0	.000	9-22	.409	16	23	39	4.3	22	0	5	9	3	6	73	8.1
4	GONCALVES, Kayo	9-9	268:33	29.8	24-70	.343	19-61	.311	5-5	1.000	3	35	38	4.2	25	0	4	5	4	10	72	8.0
0	JONES, Tyrell	2-2	36:18	18.2	3-7	.429	1-2	.500	3-4	.750	1	7	8	4.0	1	0	6	3	0	1	10	5.0
1	THOMAS, Lance	4-0	41:35	10.4	7-15	.467	4-9	.444	0-0	.000	0	3	3	0.8	5	0	0	3	3	0	18	4.5
20	KEARING, Marshall	8-1	103:05	12.9	14-23	.609	0-0	.000	3-4	.750	19	18	37	4.6	12	0	5	2	5	5	31	3.9
25	WEST, Jamal	6-0	54:46	9.1	5-14	.357	0-0	.000	11-18	.611	12	8	20	3.3	7	0	3	1	3	0	21	3.5
24	SHIRLEY, Tyler	5-0	40:43	8.1	4-14	.286	1-10	.100	2-4	.500	5	3	8	1.6	2	0	4	3	0	1	11	2.2
14	SIZEMORE, Adam	4-0	13:23	3.3	1-6	.167	1-6	.167	0-0	.000	0	2	2	0.5	0	0	1	0	0	0	3	0.8
Team											8	9	17				2					
Total		9	1800		263-569	.462	62-194	.320	108-163	.663	102	239	341	37.9	143	2	102	105	39	77	696	77.3
Opponents		9	1800		196-501	.391	57-195	.292	84-131	.641	87	228	315	35.0	148	0	99	163	30	46	533	59.2


Team Statistics


	USA	OPP
Scoring	696	533
Points per game	77.3	59.2
Scoring margin	+18.1	-
Field goals-att	263-569	196-501
Field goal pct	.462	.391
3 point fg-att	62-194	57-195
3-point FG pct	.320	.292
3-pt FG made per game	6.9	6.3
Free throws-att	108-163	84-131
Free throw pct	.663	.641
F-Throws made per game	12.0	9.3
Rebounds	341	315
Rebounds per game	37.9	35.0
Rebounding margin	+2.9	-
Assists	102	99
Assists per game	11.3	11.0
Turnovers	105	163
Turnovers per game	11.7	18.1
Turnover margin	+6.4	-
Assist/turnover ratio	1.0	0.6
Steals	77	46
Steals per game	8.6	5.1
Blocks	39	30
Blocks per game	4.3	3.3
Winning streak	6	-
Home win streak	5	-
Attendance	9044	17545
Home games-Avg/Game	5-1809	2-8773
Neutral site-Avg/Game	-	2-0


Team Results


Date	Opponent	Score	Att.
11/09/2021	Spring Hill	W 102-41	2037
11/13/2021	at Wichita St.	L 58-64	8507
11/16/2021	at Alabama	L 68-73	9038
11/20/2021	Mobile	W 78-45	1549
11/22/2021	William Carey	W 96-53	1386
11/25/2021	vs San Diego	W 68-67	0
11/26/2021	vs Hawaii	W 72-69	0
11/29/2021	Tex. A&M-Commerce	W 69-66	1654
12/01/2021	Southern Miss.	W 85-55	2418


RADIO/TV SPOT CHART


0		TYRELL JONES 6-1, 186, Jr., G Chicago, Ill. (Auburn)	Notes:	Career Highs (at USA) POINTS 6 vs. Spring Hill (11/9/21) REBOUNDS 5 at Wichita State (11/13/21) ASSISTS 4 vs. Spring Hill (11/9/21)
----------	---	---	--------	---


1		LANCE THOMAS 6-9, 224, Gr., F Norcross, Ga. (Memphis)	Notes:	Career Highs (at USA) POINTS 8 vs. San Diego (11/25/21) REBOUNDS 2 vs. San Diego (11/25/21) ASSISTS none
----------	---	--	--------	--

2		GREG PARHAM 6-3, 184, Gr., G Richmond, Va. (VMI)	Notes:	Career Highs (at VMI) POINTS 36 vs. The Citadel (2/8/20) REBOUNDS 9 vs. The Citadel (1/6/21) ASSISTS 10 vs. Washington College (11/6/18)
----------	---	---	--------	--


3		ANDREW ANDERSON 6-0, 160, So., G Memphis, Tenn. (Tipton-Rosemark HS)	Notes:	Career Highs (at USA) POINTS none REBOUNDS 3 vs. Emmanuel (GA) (12/1/20) ASSISTS 1 vs. Emmanuel (GA) (12/1/20)
----------	---	---	--------	--


4		KAYO GONCALVES 6-8, 212, Gr., F Rio de Janeiro, Brazil (Southeastern Oklahoma State)	Notes:	Career Highs (at USA) POINTS 19 vs. Georgia State (2/26/21) REBOUNDS 11 vs. Ga. Southern (11/23/21) ASSISTS 2* vs. William Carey (11/22/21)
----------	---	---	--------	---


10		DIANTE SMITH 6-6, 189, Jr., F Fort Walton Beach, Fla. (TCU)	Notes:	Career Highs (at USA) POINTS 16 vs. Spring Hill (11/9/21) REBOUNDS 7* vs. TAMU-Commerce (11/29/21) ASSISTS 5 vs. Southern Miss (12/1/21)
-----------	---	--	--------	--

12		ALEX ANDERSON 6-6, 185, Fr., F Memphis, Tenn. (Tipton-Rosemark HS)	Notes:	Career Highs (at USA) POINTS 11* vs. Mobile (11/20/21) REBOUNDS 7* vs. Mobile (11/20/21) ASSISTS 2 vs. Spring Hill (11/9/21)
-----------	---	---	--------	--

13		JAVON FRANKLIN 6-7, 220, Sr., F Little Rock, Ark. (Auburn)	Notes:	Career Highs (at USA) POINTS 22 vs. Southern Miss (12/1/21) REBOUNDS 12 at Wichita State (11/13/21) ASSISTS 2* at Alabama (11/16/21)
-----------	---	---	--------	--


14		ADAM SIZEMORE 5-9, 166, Jr., G London, Ky. (North Laurel HS)	Notes:	Career Highs (at USA) POINTS 3* vs. William Carey (11/22/21) REBOUNDS 2 vs. Pikeville (11/6/19) ASSISTS 2 vs. Pikeville (11/6/19)
-----------	---	---	--------	---


20		MARSHALL KEARING 6-9, 225, Jr. F Perth, Australia (State College of Florida)	Notes:	Career Highs (at USA) POINTS 14 vs. Mobile (11/20/21) REBOUNDS 16 vs. Mobile (11/20/21) ASSISTS 2 vs. Mobile (11/20/21)
-----------	---	---	--------	---

21		CHARLES MANNING JR. 6-4, 193, Sr., G Riverhead, N.Y. (LSU)	Notes:	Career Highs (at USA) POINTS 25 vs. Hawaii (11/26/21) REBOUNDS 7 vs. Hawaii (11/26/21) ASSISTS 5** vs. TAMU-Commerce (11/29/21)
-----------	---	---	--------	---

RADIO/TV SPOT CHART

22		<p>JAY JAY CHANDLER 6-4, 180, Gr., G Katy, Texas (Texas A&M)</p>	<p>Notes:</p>	<p>Career Highs (at USA) POINTS 22 vs. William Carey (11/22/21) REBOUNDS 7* vs. TAMU-Commerce (11/29/21) ASSISTS 6 vs. Southern Miss (12/1/21)</p>
-----------	---	---	---------------	---

24		<p>TYLER SHIRLEY 6-6, 212, Fr., F Mableton, Ga. (Pebblebrook HS)</p>	<p>Notes:</p>	<p>Career Highs (at USA) POINTS 4 vs. Spring Hill (11/9/21) REBOUNDS 3 vs. Spring Hill (11/9/21) ASSISTS 2 vs. Spring Hill (11/9/21)</p>
-----------	---	---	---------------	---

25		<p>JAMAL WEST 6-5, 224, So., F Baltimore, Md. (St. Frances Academy)</p>	<p>Notes:</p>	<p>Career Highs (at USA) POINTS 14 vs. Georgia State (2/27/21) REBOUNDS 13 vs. Appalachian State (1/15/21) ASSISTS 2 vs. Georgia State (2/27/21)</p>
-----------	---	--	---------------	---