THE 2026-27 OFFICIAL U.S. FIGURE SKATING RULEBOOK ©

The 2026-27 membership year began on July 1, 2026, and all rule changes took effect on or before that date and since the publication of the previous rulebook, unless otherwise noted.

Should U.S. Figure Skating find errors in this edition of the rulebook, corrections will be made in the online version. Any clarifications to rules will be found online in Technical Notifications. The rulebook can be viewed online at https://usfigureskating.org/sports/2025/8/9/rulebook-bylaws.aspx.

The official website of U.S. Figure Skating is usfigureskating.org. The Members Only site can be accessed from the official website or directly at https://www.usfsaonline.org.

Published July 2026 by
U.S. Figure Skating
20 First Street
Colorado Springs, CO 80906-3697
Phone: 719.635.5200
Fax: 719.635.9548
usfigureskating.org

Copyright © 2026 by U.S. Figure Skating, Colorado Springs, Colorado

The content and programs contained in this Official U.S. Figure Skating Rulebook are copyrighted.

Important Information about the U.S. Figure Skating Rulebook

On the following pages, you will find the Table of Contents, which lists every section of rules. If you are viewing this document electronically, the Table of Contents contains hyperlinks, so if you click on a rule, it will take you directly to the page with that rule.

The rulebook is divided into the following sections:

1. Part One: Governance and Administration, and
2. Part Two: Rules of Sport.

Part One contains the Bylaws, General Rules, Membership Rules, Performance Sanction and Eligibility Rules, Rules for Officials, Trophies and Medals Rules, and Committee Rules.

The Bylaws have ascending article numbers using roman numerals.

The General Rules (GR), Membership Rules (MR), Performance Sanction and Eligibility Rules (PSER), Rules for Domestic and International Officials (DOR and IOR), and Trophies and Medals Rules (TMR) are in that order with the corresponding letters shown in parentheses preceding ascending numbers (e.g. GR 1.00, GR 1.01, etc.).

The Committee Rules consist of letters from the committee name, followed by ascending numbers. For example, the Ethics and Professional Standards Committee Rules are numbers ECR 1.00 through ECR 5.01. The committees are organized by group and then alphabetically by name. Groups can be found in Rule CR 2.02.

Part Two contains Competition Rules, Test Rules, Skating Skills Test Rules, Rules for Singles, Rules for Pairs, Rules for Ice Dance, and Rules for Synchronized Skating.

The rules in Part Two: Rules of Sport are numbered with ascending four-digit numbers beginning with 1000 and going through 9923. Each thousand (i.e. 1000, 2000, 3000) corresponds to a different section:

- Rules in the 1000s apply to all competitions;
- Rules in the 2000s apply to qualifying competitions;
- Rules in the 3000s apply to nonqualifying competitions;
- Rules in the 4000s apply to test sessions (administration);
- Rules in the 5000s apply to skating skills tests;
- Rules in the 6000s apply to singles;
- Rules in the 7000s apply to pairs;
- Rules in the 8000s apply to ice dance;
- Rules in the 9000s apply to synchronized skating.

Skating skills diagrams and pattern dance diagrams can be found at the end of this rulebook when viewing it online.

Printed copies of the rulebook can be purchased as one document containing all bylaws, rules and diagrams. Those who don't need everything also have the option to purchase separate documents based on what is needed: 1) Bylaws and Rules (without the skating skills and pattern dance diagrams), 2) Skating Skills Diagrams, 3) Pattern Dance Diagrams.

Table of Contents for Bylaws and Rules

About U.S. Figure Skating....13
Officers of U.S. Figure Skating....13
Policy on Participation in ISI-Endorsed Recreational Activities....14
U.S. Figure Skating Policy on IJS Revisions....14
Animals on the Officials Stand....14

Part One: Governance and Administration

Amended and Restated Bylaws of the United States Figure Skating Association....15
- Name and Status....15
- Mission and NGB Qualification....15
- Jurisdiction....15
- Membership....16
- Governing Council....17
- Meetings of the Governing Council....18
- Board of Directors....20
- Meetings of the Board of Directors....22
- Officers....23
- Committees of the Board....24
- Nominating Committee....24
- Official Rules; Policies....25
- Prerequisites to Participation in U.S. Figure Skating Activities....25
- Athlete Representation....26
- Indemnification....27
- Finance and Records....27
- Dissolution....28
- Amendments to Bylaws....28

General Rules....29
- GR 1.00 ...Definitions....29
- GR 2.00 ...Code of Ethics....29
- GR 3.00 ...Code of Conduct....30
- GR 4.00 ...Harassment.....31
- GR 5.00 ...Violations.....31
- GR 6.00 ...Retaliatory Conduct....31
- GR 7.00 ...Jurisdiction....31
- GR 8.00 ...Registration....32
- GR 9.00 ...Suspended Member....32
- GR 10.00 .Banned Members.....32
- GR 11.00 .Job Recommendations for Individuals Who Have Violated Policies of the U.S. Center for SafeSport....32
- GR 12.00 .Enforcement....32
- GR 13.00 .Compliance Requirements for Coaches and Instructors....32

Grievance and Disciplinary Rules....33
Grievance and Disciplinary Proceedings Rules....33
- GDR 1.00 .... General Rules....33
- GDR 2.00 ..... Conflicts....33
- GDR 3.00 ..... Fees, Costs and Expenses....33
- GDR 4.00 ..... Retaliatory Conduct....33
- GDR 5.00 ..... Interim Suspension....33
- GDR 6.00 ..... Reciprocity with Other Organizations....33

Disciplinary Proceedings Rules....34
- GDR 10.00 ... Ethics and Professional Standards Committee....34
- GDR 11.00 ... Reporting and Receipt of Matters....34
- GDR 12.00 ... Review of Matters....34
- GDR 13.00 ... Disciplinary Proceedings Regarding Standards of Professionalism.....34

Grievance Proceedings Rules....35
- GDR 20.00 ... Authority to Initiate a Grievance Procedure....35
- GDR 21.00 ... Process for Initiating Grievance Proceedings....35
- GDR 22.00 ... Selection of Persons to Serve on Grievance Hearing Panels....37
- GDR 23.00 ... Confidentiality/Publication....37

Appeal Procedures Rules 38
GDR 30.00 ... Appeal from Regular Grievance or Disciplinary Proceedings 38
GDR 31.00 ... Appellate Panel 38
GDR 32.00 ... Notice of Appeal 38
GDR 33.00 ... Appeal Guidelines 38
GDR 34.00 ... Appellate Panel Decision 38
GDR 35.00 ... Arbitration 38
Expedited Proceedings Rules 39
GDR 40.00 ... Expedited Proceedings 39
GDR 41.00 ... Expedited Hearing Panels 39
GDR 42.00 ... Expedited Hearing Procedures 39
GDR 43.00 ... Appeal from Decisions of Expedited Hearing Panels 40
SafeSport Proceedings Rules 40
GDR 50.00 ... U.S. Center for SafeSport – Sexual Abuse or Misconduct 40
GDR 51.00 ... Jurisdiction of U.S. Center for SafeSport 41
GDR 52 .00 .. No Limitation on Reporting. 41
Membership Rules 42
Management Rules for Full, Interim and Provisional Member Clubs 42
MR 1.00...Principal and Additional Skating Headquarters 42
MR 2.00 ..Application for Club Membership 42
MR 3.00 ..Qualifications for Interim Club Membership 42
MR 4.00...Qualifications for Provisional Club Membership 42
MR 5.00...Qualifications for Full Club Membership 43
MR 6.00...Obligations of Full, Provisional and Interim Member Clubs 43
MR 7.00 ..Privileges of Interim, Provisional and Full Member Clubs 43
MR 8.00...Unfair Practices and Club Ethics 43
MR 9.00...Inactive Member Clubs 44
MR 10.00..... Suspended Member Clubs 44
Rules for Collegiate Clubs 44
MR 20.00..... Applying to Become a Collegiate Club 44
MR 21.00..... Privileges of Collegiate Clubs 44
Rules for Aspire 44
MR 30.00..... Aspire Registered Programs 44
MR 31.00..... Privileges of Aspire Program Membership 44
MR 32.00..... Responsibilities of Aspire Programs Membership 44
Rules for Learn to Skate USA® 44
MR 40.00..... Learn to Skate USA® Registered Programs 44
MR 41.00..... Privileges of Learn to Skate USA Program Membership 45
MR 42.00..... Responsibilities of Learn to Skate USA Programs 45
MR 43.00..... U.S. Figure Skating Policy on Learn to Skate USA® 45
MR 44.00..... Dues of Learn to Skate USA® Members 45
MR 45.00..... Learn to Skate USA® Members 45
Rules for Teams 45
MR 50.00..... Applying for Membership as a Team 45
MR 51.00..... Categories of Teams 45
MR 52.00..... Privileges of Teams 45
MR 53.00..... Responsibilities of Teams 46
MR 54.00..... Members of Teams Not in Good Standing 46
Home Club Member 46
MR 60.00..... Applying to Become a Home Club Member 46
MR 61.00..... Members of More than One Member Club 46
MR 62.00..... Changing Home Club Designation 46
MR 63.00..... Changing Between Home Club and Independent Membership 46
MR 64.00..... Financial Obligations 46
MR 65.00..... Categories of Home Club Members 46
MR 66.00..... Privileges of Home Club Members 46
MR 67.00..... Responsibilities of Home Club Members 47
MR 68.00..... Members Not in Good Standing 47
Rules for Independent Members 47
MR 70.00..... Applying to Become an Independent Member 47
MR 71.00..... Categories of Independent Members 47
MR 72.00..... Privileges of Independent Members 47

Rules for Coach Members 47
MR 80.00..... Applying to Become a Coach Member 47
MR 81.00..... Dues of Coach Members 47
MR 82.00..... Privileges of Coach Members. 47
MR 83.00..... Responsibilities of Coach Members. 48
Rules for Honorary Members 48
MR 90.00..... Honorary Members 48
Rules for Supportive Members 48
MR 100.00.... Supportive Members 48
Membership Registration and Dues 48
MR 110.00.... Registration Requirement 48
MR 111.00.... Registration 48
MR 112.00.... Dues 48
MR 113.00 ... Membership Cards 48
MR 114.00.... Financial Obligation 48
MR 115.00.... Registration Monies 48
Jurisdiction and Divisions 49
MR 120.00.... Jurisdiction 49
MR 121.00.... Geographical Divisions 49
Performance Sanctions and Eligibility Rules 50
PSER 1.00 .... Authority to Establish Eligibility Standards 50
PSER 2.00 ... Authority to Protect Member Eligibility and to Revoke a Sanction 50
PSER 3.00 ... Participation in U.S. Figure Skating Activities According to Eligibility Status 50
PSER 4.00 ... Eligible Coach Status 51
PSER 5.00 ... Ineligible Status 51
PSER 6.00 ... Reinstatement from Ineligible Status 51
PSER 7.00 ... Restricted Status 52
PSER 8.00 .... Application to Lift Restricted Status 52
PSER 9.00 .... Eligibility Classification Table 53
PSER 10.00 .. Enforcement of Eligibility Rules 53
PSER 11.00 .. Discipline 53
PSER 12.00 .. Right of Appeal 54
PSER 13.00 .. Performance Sanctions 54
PSER 14.00 .. Special Olympics Events 55
PSER 15.00 . Special Performance Sanctions 55
PSER 16.00 .. Televised Events 56
PSER 17.00 . Approval to Receive Payment for Appearances, Endorsements or Exhibitions 56
PSER 18.00 .. Eligible Skater's Compensation Agreement ("ESCA") 56
PSER 19.00 . Gifts and Expenses 56
PSER 20.00 .. Assessment Fees and Financial Reports 57
PSER 21.00 .. Foreign Performance Sanctions 57
Rules for Officials 59
Rules for Domestic Officials 59
DOR 1.00 ..... Definition of Official 59
DOR 2.00 ..... Compliance and Authorization to Officiate 59
DOR 3.00 ..... Authorization to Officiate 59
DOR 4.00 ..... Handbook for Domestic Officials 59
DOR 5.00 ..... Officials Standard of Conduct 59
DOR 6.00 ..... Applications for Appointment as an Official 59
DOR 7.00 ..... National Appointments 59
DOR 8.00 .... Appointment of Foreign Officials 60
DOR 9.00 .... Judging and Coaching 60
DOR 10.00 .. Inactive Status of Domestic Officials 60
DOR 11.00 .. Retirement of Domestic Officials 60
DOR 12.00 .. Recognition of Retired Officials 60
DOR 13.00 ... Reappointment of Officials 60
DOR 14.00 .. Formal Complaints Against Officials 60
Rules for ISU and International Officials 61
IOR 1.00 .Appointments of International Officials 61
IOR 2.00 ..Retirement or Resignation of ISU and International Officials 61
IOR 3.00 ..Honorary International Officials 61

U.S. Figure Skating Memorial Fund 62
Memorial Fund Rules 62
MFR 1.00 .... U.S. Figure Skating Memorial Fund 62
MFR 2.00 ..... Establishment of Fund. 62
MRF 3.00 ..... Purpose of Fund. 62
MFR 4.00 ..... Receipt of Property 62
MFR 5.00 ..... Memorial Fund Scholarships. 62
MFR 6.00 ..... Internal Procedures and Accounting. 62
Trophies and Medals 63
TMR 1.00 ..... New Trophies 63
TMR 2.00 ..... Acceptance of Trophies 63
TMR 3.00 ..... National, Sectional, Regional Trophies and Special Pins 63
TMR 4.00 ..... Medals 64
TMR 5.00 ..... Certificates of Participation 64
TMR 6.00 ..... Special Awards and Trophies 64
Trophy Listing 65
Committee Rules 71
General Committee Rules 71
CR 1.00 ...General Committee Rules 71
CR 2.00 ..Types of Advisory Committees 71
CR 3.00 ..Jurisdiction and Authority 71
CR 4.00 ..Composition and Representation 72
CR 5.00 ..Appointments and Terms 72
CR 6.00 ..Meetings, Voting and Quorum 72
CR 7.00 ..Standards of Conduct and Conflict of Interest 73
Committees Reporting Directly to the Board of Directors 73
Athletes Advisory Committee 73
AACR 1.00... Organization 73
AACR 2.00... Responsibility 73
Audit Committee 74
ACR 1.00..... Organization 74
ACR 2.00..... Responsibility 74
Coaches Council 74
CCR 1.00..... Organization 74
CCR 2.00..... Responsibility 74
Compensation Committee 74
CPCR 1.00.... Organization 74
CPCR 2.00.... Responsibility 74
Finance Committee 75
FCR 1.00 ..... Organization 75
FCR 2.00 ..... Responsibility 75
FCR 3.00 ..... Budget 75
FCR 4.00 ..... Financial Reporting 75
FCR 5.00 ..... Custodianship 75
FCR 6.00 ..... Procedures 76
Nominating Committee 76
NCR 1.00..... Organization 76
NCR 2.00..... Responsibility 76
NCR 3.00 Procedures 76
Strategic Planning Committee 77
SPCR 1.00.... Organization 77
SPCR 2.00.... Responsibility 77
Group 1: Athlete Services 78
Dance Development and Technical Committee (Group 1) 78
DCR 1.00..... Organization 78
DCR 2.00..... Responsibility 78
Pairs Development and Technical Committee (Group 1) 78
PCR 1.00 ..... Organization 78
PCR 2.00 ..... Responsibility 78
Singles Development and Technical Committee (Group 1) 78
SICR 1.00 Organization 78
SICR 2.00 Responsibility 78

Sports Sciences and Medicine Committee (Group 1) 78
SMCR 1.00... Organization 78
SMCR 2.00... Responsibility 78
Synchronized Development and Technical Committee (Group 1) 79
SYSCR 1.00 . Organization 79
SYSCR 2.00 . Responsibility 79
Group 2: Membership Development 79
Adult Skating Committee (Group 2) 79
ASCR 1.00 ... Organization 79
ASCR 2.00 ... Responsibility 79
Membership Committee (Group 2) 79
MCR 1.00..... Organization: 79
MCR 2.00..... Responsibility 79
Skating Programs Committee (Group 2) 80
SKCR 1.00 ..... Organization 80
SKCR 2.00 ..... Responsibility 80
Group 3: Technical and Officials 80
Competitions Committee (Group 3) 80
CMCR 1.00 .. Organization 80
CMCR 2.00 .. Responsibility 80
Domestic Officials Committee (Group 3) 80
DOCR 1.00... Organization 80
DOCR 2.00... Responsibility 81
Domestic Selections Committee (Group 3) 81
DSCR 1.00 ... Organization 81
DSCR 2.00 ... Responsibility 81
Tests Committee (Group 3) 81
TCR 1.00..... Organization 81
TCR 2.00..... Responsibility 81
Group 4: Administrative/Legal 81
Ethics and Professional Standards Committee (Group 4) 81
ECR 1.00..... Organization 81
ECR 2.00..... Jurisdiction 81
ECR 3.00..... Responsibility 81
Giving Programs Committee (Group 4) 82
GPCR 1.00 ... Organization 82
GPCR 2.00 ... Responsibility 82
Grievance Committee (Group 4) 82
GCR 1.00 Organization 82
GCR 2.00..... Jurisdiction 82
GCR 3.00 Responsibility 82
Rules Committee (Group 4) 82
RCR 1.00..... Organization 82
RCR 2.00..... Responsibility 82
RCR 3.00..... Procedure 82
SkateSafe® Committee (Group 4) 83
SSCR 1.00 .... Organization 83
SSCR 2.00 .... Responsibility 83
SSCR 3.00 .... Procedure 83
Group 5: International 83
International Committee (Group 5) 83
ICR 1.00 ..Organization 83
ICR 2.00 ..Responsibility 84
International Officials Committee (Group 5) 84
IOCR 1.00 .... Organization 84
IOCR 2.00 .... Responsibility 85

Part Two: Rules of Sport

Rules That Apply to All Competitions 87
1000...Competition Season 87
1010...Geographic Divisions 87
1020...Classification of Competitions 87
1030...Competition Records at U.S. Figure Skating Headquarters 88

1040...Authorized Systems of Judging ... 88
1050...Calculation of Results – CJS and IJS ... 89
1060...Calculation of Results – CJS ... 89
1070...Calculation of Results – IJS ... 89
1100...Competition Sanctions – Generally ... 92
1110...ISU Competitions ... 92
1120...Competition Sanctions ... 92
1130...First Aid ... 92
1200...Duties of Event Officials ... 92
1210...Duties of the Chief Referee ... 92
1220...Duties of the Event Referee ... 93
1230...Duties of the Chief Scoring Official ... 94
1235...Duties of the Scoring Officials – IJS ... 94
1240...Duties of a Judge ... 95
1250...Duties of the Technical Controller – IJS ... 95
1260...Duties of the Technical Specialists – IJS ... 96
1270...Duties of the Data Operator – IJS ... 96
1280...Duties of the Video Replay Operator – IJS ... 96
1290...Duties of All Technical Panel Officials – IJS ... 96
1295...Duties of Announcers and Music Officials ... 96
1300...Requirements of Skaters and Coaches – All Disciplines ... 96
1310...Coaching Requirements – All Disciplines ... 96
1320...Behavior of Competitors During Competitions – All Disciplines ... 97
1400...Falls and Interruptions – All Disciplines ... 97
1500...Complaints, Protests, Appeals – All Disciplines ... 100
1600...Release of Liability ... 100
Rules for Qualifying Competitions ... 101
2000...Qualifying Competitions – Sanctions ... 101
2010...Qualifying Competitions – Location ... 101
2020...Qualifying Competitions – Ice Surfaces ... 101
2030...Standard Contracts for All U.S. Championships ... 101
2040...Qualifying Competitions – Expenses and Reports ... 102
2050...Qualifying Competitions – Events ... 102
2060...Qualifying Competitions – Announcements ... 103
2100...Qualifying Competitions – Officials ... 104
2110...Assignment Restrictions ... 104
2120...Qualifying Competitions – Officials – All Skating Disciplines ... 105
2130...Qualifying Competitions – Selection of Officials ... 106
2140...Reserved ... 109
2150...Reimbursement of Officials ... 109
2160...Trial Judges ... 109
2200...Qualifying Competitions – Eligibility and Membership ... 109
2210...Eligibility and Membership Requirements – Singles, Pairs and Ice Dance ... 109
2220...Eligibility and Membership Requirements – Synchronized Skating ... 109
2230...Eligibility of U.S. Citizens Returning From Competing for Another ISU Member ... 110
2240...Eligibility of Non-U.S. Citizens to Compete in U.S. Figure Skating Qualifying Competitions ... 110
2300...Qualifying Competitions – Exhibitions ... 111
2400...Qualifying Competitions – Entries ... 111
2410...Determining a Skater's/Team's Competitive Region ... 112
2420...Test Qualifications – Qualifying Competitions ... 113
2430...Previous Winners – Qualifying Competitions ... 113
2440...Qualifying Competitions – Number of Competitors ... 113
2450...Reports from U.S. Figure Skating headquarters ... 113
2460...Event Parameters – National Qualifying Series (singles): ... 113
2470...Qualifying for a Sectional Singles Final, U.S. Pairs Final and U.S. Ice Dance Final ... 114
2480...Qualifying for the National High Performance Development Team and Camp ... 115
2490...Qualifying for the U.S. Development Team Championships ... 115
2495...Alternates to the U.S. Development Team Championships ... 115
2500...Qualifying for the U.S. Figure Skating Championships ... 115
2510...Byes to the U.S. Figure Skating Championships ... 116
2520...Alternates ... 117
2530...Titles ... 117

2540...U.S. Adult Figure Skating Championships and Adult Sectional Championships 117
2550...Qualifying Rounds – Adult Championships 117
2600...Reserved 118
2700...Warm-Ups, Draws and Starting Orders 118
2710...Warm-Up Times and Group Sizes – Singles, Pairs and Ice Dance 119
2720...Draws for Initial Starting Orders – Singles, Pairs and Ice Dance 120
2730...Draws for Subsequent Starting Orders and Warm-Up Groups – Singles, Pairs and Ice Dance 120
2800...U.S. Synchronized and Synchronized Sectional Championships 122
2810...Synchronized Skating Qualifying Competitions – Entries 122
2815...Qualifying Competitions – Number of Competitors 122
2820...Rosters, Substitutes, Alternates and Crossover Skaters 122
2830...Qualifying for U.S. Synchronized Skating Championships 123
2840...Byes – Synchronized Skating 124
2850...Qualifying Rounds and Seeding – Synchronized Skating 124
2900...Warm-Ups, Draws for Starting Orders, Resurface Groups and Practice Ice – Synchronized Skating 125
2910...Warm-Up Time – Synchronized Skating 125
2920...Draws for Starting Orders and Resurface Groups – Synchronized Skating Competitions 125
2930...Practice Ice – Synchronized Skating 126
Rules for Nonqualifying Competitions 127
3000...Nonqualifying Competitions – Sanctions 127
3010...Nonqualifying Competitions – Events 127
3020...Nonqualifying Competitions – Announcements 127
3030...Nonqualifying Competitions – Officials 128
3040...Levels of Judges Required for Nonqualifying Competitions 129
3050...Nonqualifying Competitions – Entries 131
3060...Nonqualifying Competitions – Eligibility to Compete 131
3100...Rules for Compete USA Competitions 132
3110...Compete USA Competitions – Approvals 132
3120...Compete USA Competitions – Officials 132
3130...Compete USA Competitions – Announcements 133
3200...Rules for Special Competitions 133
3300...Rules for Club Competitions and Special Olympics 133
3310...Club Competitions – Officials 133
3400...Rules for Showcase Competitions 133
3500...Rules for Theatre On Ice Competitions 133
3600...Rules for ISI Competitions 133
3700...Rules for State Games Competitions 134
3710...State Games – Sanctions 134
3720...State Games – Officials 134
3730...State Games – Eligibility to Compete 134
3740...State Games – Conduct of Competitions 134
3750...State Games – Expenses and Reports 134
3800 ..Skate United Events at Nonqualifying and Compete USA Competitions 135
Rules for Holding Test Sessions 137
4000...Qualifications to Take Tests 137
4100...Procedure for Holding a Test Session 138
4200...Qualification to Apply for Test Credit from IJS Protocol 139
4300...Coaching at Test Sessions 140
4400...Conduct and Release of Liability 140
4500...Selection of Judges for Tests 141
4510...Selection and Duties of the Judge-In-Charge 141
4520...Conduct of Test Judges 141
4530...Levels of Judges Required for Tests 142
4600...Test Records 145
4700...Test Registration Fees and Late Fees 146
4800...Test Emblems 146
Computer Codes for Skating Skills and Singles Tests 147
Computer Codes for Pair and Free Dance Tests 148
Computer Codes for Pattern Dance Tests – Lead 149
Computer Codes for Pattern Dance Tests – Follow 150
Technical Requirements – Skating Skills Tests 151
5000...Skating Skills Test Requirements 151

5010...Classification of Skating Skills Tests....151
5020...General Requirements for Skating Skills Tests....152
5030...Marking of Skating Skills Tests....152
5100...Test Expectations, Required Elements, Pass Totals and Approximate Times for Standard and Skate United Skating Skills Tests and Adult Intermediate through Senior Skating Skills Tests....154
5110 ..Test Expectations, Required Elements, Pass Totals and Approximate Times for Adult Pre-Bronze through Gold Skating Skills Tests....157
5120...Test Expectations, Required Elements, Pass Totals and Approximate Times for Adaptive Skating Skills Tests....158
Technical Requirements – Singles....161
6000...Singles Rules....161
6001...Use of IJS....161
6010...Conduct of Singles Events....161
6020...Singles Event Names....161
6030...Clothing and Equipment – Singles....161
6040...Music – Singles....161
6050...Duration of Skating – Singles....161
6060...Composition of Singles Events....162
6070...Segment Descriptions....162
6080...Short Program Description....162
6090...Free Skate Description....162
6100...Singles Definitions, General Criteria and Basic Requirements....163
6106...Illegal elements/movements....165
6200...Singles Test Requirements....165
6210...Classification of Singles Tests....165
6220...General Requirements for Singles Tests....166
6230...Marking of Singles Tests....166
6300...Test Expectations and Pass Totals for Standard and Skate United Singles Tests, and Adult Intermediate through Adult Senior Singles Tests....167
6310...Test Expectations and Pass Totals for Adult Pre-Bronze through Gold Singles Tests....169
6320...Test Expectations, Required Elements and Duration for Adaptive Skating Singles Tests....169
6400...Singles Test Qualifications and Age Requirements....170
6500...Adult Singles Test Qualifications and Age Requirements....171
6600...Adult Showcase Events....172
6900...Marking of Singles – CJS and IJS....172
6910...Marking of Singles – CJS....172
6920...Marking of Singles – IJS....173
List of Jumps....175
Technical Requirements – Pairs....177
7000...Pairs Rules....177
7001...Use of IJS....177
7010...Conduct of Pair Events....177
7020...Pair Definition....177
7030...Clothing and Equipment – Pairs....177
7040...Music – Pairs....177
7050...Duration of Skating – Pairs....177
7060...Composition of Pair Events....178
7070...Segment Descriptions....178
7080...Short Program Description....178
7090...Pair Free Skate Description....178
7100...Pairs Definitions, General Criteria and Basic Requirements....179
7109...Illegal elements/movements....182
7200...Pair Test Requirements....182
7210...Classification of Pair Tests....182
7220...General Requirements for Pair Tests....183
7230...Marking of Pair Tests....183
7300...Test Expectations and Pass Totals for Standard and Skate United Pair Tests....184
7310...Test Expectations and Pass Totals for Adult Pair Tests....184
7400...Pair Test Qualifications and Age Requirements....185
7500...Adult Pairs Test Qualifications and Age Requirements....186
7900...Marking of Pairs – CJS and IJS....187
7910...Marking of Pairs – CJS....187
7920...Marking of Pairs – IJS....187

7921...Total Element Score – Pairs – IJS....187
List of Pair Lifts....190
Technical Requirements – Ice Dance....191
8000...Ice Dance Rules....191
8001...Use of IJS....191
8010...Conduct of Ice Dance Events....191
8020...Clothing and Equipment – Ice Dance....191
8030...Music – Ice Dance....191
8040...Duration of Skating – Ice Dance....192
8041...Permissible Time Allowance – Rhythm Dance and Free Dance....192
8050...Composition of Ice Dance Events....192
8060...Segments Descriptions....193
8070...Pattern Dance Descriptions....193
8072...General Requirements for Pattern Dances....193
8073...Conduct of Pattern Dance Events....193
8081...Selection and Posting of Pattern Dances....195
8090...Rhythm Dance Description....196
8095...Free Dance Description....197
8100...Dance Glossary....198
8108...Illegal Elements/Movements/Poses – Rhythm Dance and Free Dance....203
8110...Dance Music....203
8200...Pattern Dance Test Requirements....203
8210...Classification of Pattern Dance Tests....203
8220...General Requirements for Pattern Dance Tests....208
8230...Marking of Pattern Dance Tests....209
8250...Dances, Test Expectations and Pass Totals for Pattern Dance Tests....210
8300...Free Dance Test Requirements....211
8310...Classification of Partnered Free Dance Tests....211
8320...General Requirements for Partnered Free Dance Tests....212
8330...Marking of Partnered Free Dance Tests....213
8340...Test Expectations and Pass Totals for Standard Partnered Free Dance Tests....214
8350...Test Expectations, Required Elements and Pass Totals for Adult Partnered Free Dance Tests....215
8360...Classification of Solo Free Dance Tests....216
8364...General Requirements for Solo Free Dance Tests....217
8380...Marking of Solo Free Dance Tests....218
8390...Test Expectations, Required Elements and Pass Totals for Solo Free Dance Tests....219
8400...Ice Dance Test Qualifications and Age Requirements....221
8900...Marking of Ice Dance – CJS and IJS....224
8910...Marking of Ice Dance – CJS....224
8920...Marking of Ice Dance – IJS....225
Technical Requirements – Synchronized Skating....229
9000...Synchronized Rules....229
9001...Use of IJS....229
9010...Conduct of Synchronized Skating Events....229
9020...Clothing and Equipment – Synchronized Skating – Competition and Official Practice....229
9030...Music For Synchronized Skating Events:....229
9040...Duration of Skating – Synchronized Skating....230
9042...Permissible Time Allowance – Short Programs....230
9043...Permissible Time Allowance – Free Skates....230
9050...Composition of Synchronized Events....230
9060...General Requirements for the Short Program and Free Skate....231
9061...Short Program Requirements....231
9062...Free Skate Requirements....231
9100...Synchronized Skating Definitions and Criteria....232
9110...Definitions of General Terms....232
9120...Definitions of Turns, Steps and Linking Steps....232
9130...Definitions of Additional Features and Requirements....233
9140...Definitions of Features and Requirements....236
9150...Definitions of Elements and Basic Requirements....237
9160...Illegal Elements, Features, Additional Features, Movements....240
9400...Synchronized Skating Test Qualifications and Age and Roster Requirements....240
9900...Marking of Synchronized Skating – CJS and IJS....241

9910…Marking of Synchronized Skating – CJS 241
9920…Marking of Synchronized Skating – IJS 241
Skating Skills Diagrams SS-1
Pattern Dance Diagrams Dance-1

The U.S. Figure Skating Rulebook is divided into three sections: 1) Bylaws and Rules, 2) Skating Skills Diagrams, 3) Pattern Dance Diagrams. Printed copies can be purchased as one document with all three sections, or the sections can be purchased separately, based on what is needed.

About U.S. Figure Skating

U.S. Figure Skating, the national governing body for the sport of figure skating in the United States, is a member of the U.S. Olympic & Paralympic Committee (USOPC) and the International Skating Union (ISU).

U.S. Figure Skating is comprised of approximately 700 full member, collegiate and school-affiliated clubs and serves more than 220,000 members nationwide. U.S. Figure Skating provides a wide range of programs for its members, partners on major broadcast events and with Fortune 500 companies, selects the U.S. World and U.S. Olympic Teams and brings national pride and world respect through our activities.

From Learn to Skate USA® all the way to the Olympic team, U.S. Figure Skating is centered around creating and cultivating opportunities for our members, as well as anyone interested in skating, to participate and experience achievement in figure skating. There is a place for every skater to set goals and achieve them, be it competing in their first competition, earning their gold test medal or putting on their Team USA jacket.

Now in its 104th year, U.S. Figure Skating continues to be a leader in the sporting world.

OUR MISSION
We create and cultivate opportunities for participation and achievement in figure skating.

OUR PURPOSE STATEMENT
We inspire every member to reach their full potential in a vibrant skating community that captivates fans worldwide.

Officers of U.S. Figure Skating

President
ROSENSTEIN, Kevin
krosenstein@usfigureskating.org

Vice President
PAIGE, Heather
hpaige@usfigureskating.org

Chief Executive Officer
FARRELL, Matt
mfarrell@usfigureskating.org

Secretary
TRAN, William
wtran@usfigureskating.org

Treasurer
HERNAND, Lisa
lhernand@usfigureskating.org

Policy on Participation in ISI-Endorsed Recreational Activities

Participation of U.S. Figure Skating members in ISI-endorsed recreational skating activities, such as recitals, shows and exhibitions, tests and competitions, is hereby permitted without violating the rules of U.S. Figure Skating, provided that such activities: (1) are conducted by ISI member rinks, clubs or skating schools in their normal course of business; (2) are not conducted by or for the benefit of a third party; (3) do not include the participation of U.S. Figure Skating member skaters who are or have been active U.S. Figure Skating Championship competitors at or above the junior level within the past two years unless participation has been permitted as described below; and (4) are not intended for television or Internet broadcast or re-broadcast. This paragraph represents a grant of special permission from U.S. Figure Skating to allow its members to participate in ISI-endorsed recreational skating activities without the need for a separate U.S. Figure Skating sanction. However, ISI-endorsed activities exceeding the scope of this paragraph are not covered in this grant of special permission; therefore, U.S. Figure Skating members participating in such activities will be in violation of the rules and policies of U.S. Figure Skating unless U.S. Figure Skating approval by way of sanction, Eligible Skater Compensation Agreement (ESCA) or special permission is obtained.

U.S. Figure Skating Policy on IJS Revisions

Please be advised that with respect to U.S. Figure Skating competitive events conducted under the international judging system (IJS), as adopted and modified and clarified from time to time by U.S. Figure Skating, U.S. Figure Skating reserves the right to incorporate revisions made to the IJS by the ISU for junior and senior events and by U.S. Figure Skating for its novice events and below pertaining to the scale of values for singles, pairs, ice dance or synchronized skating, or to any other rule pertaining to the method by which the scores are calculated. Likewise, should the ISU issue clarifications to its rules governing the IJS, U.S. Figure Skating reserves the right to adopt those clarifications. The revisions or clarifications made to the international judging system by the ISU may be adopted by U.S. Figure Skating at its discretion at any time after the revision or clarification is issued. Further, any revisions, modifications or clarifications made by U.S. Figure Skating as well as any of the adopted modifications and clarifications will be posted on usfigureskating.org and, when applicable, published in the next U.S. Figure Skating rulebook.

Animals on the Officials Stand

In order to ensure the health, safety and comfort of all officials and skaters, no animals are allowed on the officials' stand or in the officials' preparation areas (officials' room, hospitality, etc.) at a competition (qualifying, nonqualifying, Compete USA, etc.). The only exception is for an official who has a diagnosed disability requiring a service animal, and such official must present a certificate of necessity from a medical doctor stating that need to the chief referee. Animals whose primary function is to provide comfort or emotional support do not qualify as service animals.

Part One

Governance and Administration
of
The United States Figure Skating Association

Amended and Restated Bylaws of the United States Figure Skating Association

(As amended to May 23, 2026)

ARTICLE I
Name and Status

Section 1.1 Name. The name of this organization is **"THE UNITED STATES FIGURE SKATING ASSOCIATION."** This organization may also be known as and conduct business under the name **"U.S. Figure Skating."**

Section 1.2 Nonprofit Status. U.S. Figure Skating is organized as a Colorado nonprofit corporation. To the extent that anything in these Bylaws is inconsistent with the Colorado Revised Nonprofit Corporation Act, as it may be amended from time to time (the "**Nonprofit Act**"), the Nonprofit Act shall take precedent. U.S. Figure Skating shall operate consistent with and shall maintain tax-exempt status as an organization described in Section 501(c)(3) of the Internal Revenue Code of 1986, as it may be amended from time to time (the "**Internal Revenue Code**").

Section 1.3 Business Office. The registered office of U.S. Figure Skating required by the Nonprofit Act shall be maintained in the state of Colorado. The registered office may be changed from time to time by the Board of Directors.

ARTICLE II
Mission and NGB Qualification

Section 2.1 Mission. The mission of U.S. Figure Skating is to create and cultivate opportunities for participation and achievement in figure skating.

Section 2.2 Governing Body Status. U.S. Figure Skating is the National Governing Body ("**NGB**") in the sport of figure skating as recognized by the United States Olympic and Paralympic Committee ("**USOPC**") pursuant to the Ted Stevens Olympic and Amateur Sports Act (36 U.S.C. §§ 220501- 220543; the "**Sports Act**") and is a member federation for the United States in the International Skating Union ("**ISU**").

Section 2.3 Certification as an NGB. U.S. Figure Skating shall comply with the requirements for certification as an NGB as set forth in the Sports Act and as mandated by the USOPC, as such requirements are promulgated or revised from time to time. U.S. Figure Skating shall, among its other powers and authorities, have the power and authority of an NGB as specified in the Sports Act and the Bylaws of the United States Olympic & Paralympic Committee (the "**USOPC Bylaws**").

Section 2.4 Controversies Relating to NGB Status. Among its various obligations as an NGB, U.S. Figure Skating shall submit to binding arbitration in any controversy involving: (a) U.S. Figure Skating's recognition as an NGB or (b) the opportunity of any amateur athlete, coach, trainer, manager, administrator or official to participate in amateur athletic competition in figure skating, upon demand of the USOPC or any aggrieved amateur athlete, coach, trainer, manager, administrator or official, conducted in accordance with the standard commercial arbitration rules of the arbitral organization designated by the USOPC or as modified pursuant to the Sports Act.

Section 2.5 Non-Discrimination. Subject to the laws, rules, regulations, policies, orders and directives applicable to NGBs, U.S. Figure Skating is committed to inclusivity and non-discrimination in its operations, governance and activities, as further described in the non-discrimination policies adopted by the Board of Directors from time to time.

Section 2.6 Athlete Representation. U.S. Figure Skating is committed to Athlete representation and participation in its governance. Actively Engaged Athletes, as defined in Section 14.1(D), must constitute at least 33.33 percent of U.S. Figure Skating's Governing Council, Board of Directors, committees, subcommittees, task forces and all other types of legislative bodies, whether permanent, special, ad hoc or otherwise, unless an exception is provided by the USOPC. For the U.S. Figure Skating Board of Directors, Governing Council, and Designated Committees (as defined in Section 10.3), at least one-half of the Actively Engaged Athletes must also qualify as 10 Year Athletes and the remaining must also qualify as 10 Year Athletes or 10 Year+ Athletes as those terms are defined in Section 14.1(B) and (C).

Section 2.7 Commitment to Safety and Integrity of the Sport. As further described in these Bylaws, the U.S. Figure Skating Official Rules as they may be amended from time to time (the "**Official Rules**") and the policies of the Board of Directors, U.S. Figure Skating will adhere to (a) the anti-doping rules and regulations of the USOPC and the policies and procedures of the United States Anti-Doping Agency ("**USADA**"); and (b) the athlete safety rules and regulations of the USOPC and the policies and procedures of the U.S. Center for SafeSport.

ARTICLE III
Jurisdiction

U.S. Figure Skating has jurisdiction of figure skating activities on ice in the United States. The Board of Directors shall divide the United States into three geographic regions (each referred to as a "**Section**"), as the board further determines will serve the best interests of figure skating in the United States. The Sections shall be an extension of U.S. Figure Skating and not separate entities. The current Sections are the Midwestern Section, Eastern Section and Pacific Coast Section.

ARTICLE IV
Membership

Section 4.1 Categories of Membership. U.S. Figure Skating shall have organization and individual membership categories as described in this Article. A duly admitted and registered member of U.S. Figure Skating in good standing is referred to as a "**Member**."

Section 4.2 Organization Members. U.S. Figure Skating has the following categories of organization members: (a) Clubs; (b) Programs; and (c) Teams, as further defined below.

A. **Club Members.**
   i. Member Figure Skating Clubs
      a. Full member clubs ("**Full Member Clubs**")
      b. Provisional member clubs
      c. Interim member clubs
   ii. Collegiate figure skating clubs ("**Collegiate Clubs**")

B. **Program Membership.**
   i. Aspire programs
   ii. Learn to Skate USA® programs

C. **Team Membership.**
   i. Synchronized skating teams
   ii. Theater on ice teams
   iii. High school teams
   iv. Intercollegiate teams

Section 4.3 Individual Members. U.S. Figure Skating has the below-listed categories of individual membership.

A. **Home Club Members.** Individuals who are members of a Full Member Club or a Collegiate Club.

B. **Independent Members.** Individuals who are not a member of a Full Member Club, Collegiate Club, or a Program.

C. **Coach Members.** Individuals who are registered with U.S. Figure Skating as either a Club Member or as an Independent Member and meet all coach compliance requirements set forth in the Official Rules.

D. **Honorary Members.** Individuals exempt from the payment of U.S. Figure Skating membership dues and admitted pursuant to Section 4.5(B) below.

E. **Aspire Members**. Individuals participating in Aspire programs.

F. **Learn to Skate USA® Members**. Individuals participating in Learn to Skate USA® programs.

G. **Supportive Members.** Individuals who voluntarily support the sport of figure skating through payment of annual dues to U.S. Figure Skating.

Section 4.4 Qualification of Members. Membership in U.S. Figure Skating is a privilege and it creates certain obligations and duties. The Board of Directors may establish such requirements for the admission to membership, which may include background checks and SafeSport education and training and dues as the board shall deem necessary and appropriate. These include, without limitation, the prerequisites to participation set forth in Article XIII of the Bylaws.

Section 4.5 Admission of Certain Members. The following categories of membership require a vote of the Governing Council for admission:

A. **Clubs.** All prospective clubs must apply to U.S. Figure Skating in writing for membership and, if satisfactory and upon compliance with all requirements of U.S. Figure Skating, may be elected to the membership as a Provisional or Full Member Club by a supermajority vote of the Governing Council (as defined in Section 6.6). If an application for membership is received in the period between meetings of the Governing Council, the applicant may be admitted to interim membership by the chair of the Membership Committee until the next annual meeting of the Governing Council in such manner and pursuant to such terms as may be set forth in the Official Rules.

B. **Honorary Members.** To become an Honorary Member, an individual must be elected as such by a supermajority of the Governing Council. Honorary Members shall serve as Members pursuant to such terms as the Governing Council shall determine at the time of election.

Section 4.6 Interest in Property. Members of U.S. Figure Skating do not, as such, have any right, title, or interest in the assets or property of U.S. Figure Skating.

Section 4.7 Membership Dues. The Board of Directors may establish membership dues and such rules and procedures for the manner and method of payment of dues, the collection of delinquent dues and the proration or refund of dues, as the board shall deem necessary and appropriate. Any increase in dues must be announced to the membership no later than January 1 of the year in which such dues increase will be effective. No privileges of membership shall be available until all membership requirements are satisfied and all dues are paid in full.

Section 4.8 Resignation of Membership. A Member may resign his or her membership at any time by giving notice to the Secretary of U.S. Figure Skating or pursuant to such alternate procedure authorized by the Board of Directors. Such resignation shall be effective without acceptance on the date of the receipt of such notice unless a later effective date is specified in the notice. Any Member who resigns his or her membership shall not be entitled to a refund of any dues or other payments to U.S. Figure Skating. Members may not transfer their membership in U.S. Figure Skating.

Section 4.9 Continuing Jurisdiction. U.S. Figure Skating may retain jurisdiction over any current or former Member who has pending financial obligations, or pending grievances against him or her, regardless of the status of membership.

Section 4.10 Legal Status of Members. The Governing Council and those Athlete Members of U.S. Figure Skating who have the right to directly vote on the election of one or more Directors as set forth in Section 4.11 are the voting members for purposes of the Nonprofit Act.

Section 4.11 Athletes Class of Voting Members. Members who constitute 10 Year Athletes (as such term is defined in Section 14.1(B)) will be eligible to elect the Athlete Directors to the Board of Directors and the members of the Athletes Advisory Committee as described in these Bylaws and in the Official Rules. These Athletes shall constitute a class of voting members for purpose of the Nonprofit Act but will not have an annual meeting and will take any required action by ballot in a manner generally consistent with Section 6.13 and such other procedures approved by the Board of Directors or Nominating Committee. The Athletes class of voting members shall have no other rights as voting members.

ARTICLE V
Governing Council

Section 5.1 Role of the Governing Council. The Governing Council represents the interests of the Members in the governance of U.S. Figure Skating. The Governing Council is comprised of delegates (each a "**Delegate**") who collectively have authority as a class of voting members of U.S. Figure Skating for purposes of the Nonprofit Act.

Section 5.2 Qualification of Delegates. Delegates to the Governing Council must be Members who are at least 18 years of age and are qualified in accordance with the Official Rules. Delegates must qualify as (a) Full Member Club Delegates; (b) Athlete Delegates; (c) Independent Member Delegates; or (d) Coach Delegates.

Section 5.3 Appointment of Full Member Club Delegates. Each Full Member Club, by action of its duly constituted governing body, must appoint from among its registered membership the number of Delegates set forth in the table below, based on the Full Member Club's total membership during the preceding fiscal year. A certificate of appointment submitted by an authorized officer of such Full Member Club must be filed with U.S. Figure Skating pursuant to the procedures established by the Board of Directors.

Number of Total Registrations	Number of Delegates	Number of Total Registrations	Number of Delegates
25 but fewer than 50	1	450 but fewer than 550	7
50 but fewer than 100	2	550 but fewer than 650	8
100 but fewer than 150	3	650 but fewer than 750	9
150 but fewer than 250	4	750 but fewer than 850	10
250 but fewer than 350	5	850 but fewer than 950	11
350 but fewer than 450	6	950 or more	12

Section 5.4 Appointment of Athlete Delegates.

A. The Athlete Delegates to the Governing Council will consist of the individuals on the Athletes Advisory Committee in compliance with the procedures set forth in the Official Rules.

B. The number of votes allocated to the Athlete Delegates shall be set for the year at the number of votes equaling not less than 33.3 percent of the total registered Delegates at the prior year's Governing Council meeting. These votes will be divided equally among the women, men, pairs, ice dancing and synchronized skating Athlete Delegates, with any fractions rounded to the nearest whole number.

C. At all times, the Athlete Delegates must have at least 33.3 percent of the total votes in the Governing Council. If, at any time during a meeting of the Governing Council, the votes assigned to the Athlete Delegates fall below 33.3 percent of the total number of votes registered in person or by proxy, the total number of Athlete Delegate votes will be increased by the number necessary to achieve 33.3 percent of the voting power in the Governing Council. The additional votes will be assigned to and retained by, the chair of the Athletes Advisory Committee, or in such chair's absence, his or her Athlete Delegate designee, for the duration of the meeting.

D. Of the Athlete Delegates on the Governing Council, at least twenty percent must be 10 Year Athletes as defined in Section 14.1(B) and the remaining Athlete representatives must be either 10 Year Athletes or 10 Year+ Athletes as defined in Section 14.1(C).

Section 5.5 Appointment of Independent Member Delegates. The Independent Members from each Section may elect the number of Independent Member Delegates set forth in the table below, based on the number of Independent Members registered in that section during the preceding fiscal year. U.S. Figure Skating headquarters will determine the procedures for implementing the Independent Member Delegate elections and will provide those procedures to the Independent Members in advance of the Governing Council annual meeting.

Number of Independent Members	Number of Delegates	Number of Independent Members	Number of Delegates
25 but fewer than 50	1	450 but fewer than 550	7
50 but fewer than 100	2	550 but fewer than 650	8
100 but fewer than 150	3	650 but fewer than 750	9

Number of Independent Members	Number of Delegates	Number of Independent Members	Number of Delegates
150 but fewer than 250	4	750 but fewer than 850	10
250 but fewer than 350	5	850 but fewer than 950	11
350 but fewer than 450	6	950 or more	12

Section 5.6 Appointment of Coach Delegates.

A. The Coach Delegates to the Governing Council are the Coaches Council members elected by the coach Members in compliance with the procedures set forth in the Official Rules.

B. The number of Coach Delegate votes shall be set for the year at one vote per 50 coach Members registered at the conclusion of the prior membership year. These votes will be divided equally among the Coach Delegates, with any fractions rounded to the nearest whole number.

Section 5.7 Terms. Delegates are appointed or elected annually to serve for one year or until their earlier death, resignation, or removal. The certificate of appointment pursuant to Section 5.3 above must be submitted no later than 20 business days prior to the Annual Meeting of the Governing Counsel.

Section 5.8 Delegate List. U.S. Figure Skating shall maintain, or cause to be maintained, a record of the Governing Council Delegates in a form that permits preparation of a list of the name and address of all Delegates in alphabetical order, by type, showing the number of votes each Delegate is entitled to vote.

Section 5.9 Vacancies. Delegate vacancies shall be filled in the same manner that such Delegate was appointed or elected to the Governing Council.

Section 5.10 Observers. Any member of U.S. Figure Skating may attend a meeting of the Governing Council as an observer. Such observers, when present, may be accorded the privileges of the floor.

ARTICLE VI
Meetings of the Governing Council

Section 6.1 Annual Meeting. The annual meeting of the Governing Council will be held at such date, time and place announced by the President with the approval by the Board of Directors. The annual meeting shall constitute the annual meeting of the voting members of U.S. Figure Skating for purposes of the Nonprofit Act.

Section 6.2 Special Meetings. Special meetings of the Governing Council may be called at any time: (a) at the request of a majority of the Board of Directors; (b) at the request of the President, or (c) at the request of a majority of the Delegates to the Governing Council, which must include at least a majority of the currently registered Athlete Delegates, determined without consideration of proxies. Anyone entitled to call a special meeting of the Governing Council may make a written request to the President to call the meeting and the Secretary shall then give notice of the meeting, setting forth the time, place and purpose thereof, to be held no later than ninety days after receiving the request. The business transacted at a special meeting must be limited to the purposes stated in the notice of the meeting.

Section 6.3 Format of Meetings. The Governing Council will hold its meetings in person, or if determined by the Board of Directors, by remote communication in a manner consistent with the procedures set forth in Section 6.12 below.

Section 6.4 Notice of Meetings.

A. Notice of the annual meeting must be posted on the U.S. Figure Skating website no fewer than four months prior to the date of such meeting. Once posted, an email will be sent to all Members informing them that the information is available on the website and its location. This notice for annual meetings is in addition to the notice required pursuant to Section 6.4(B) below.

B. U.S. Figure Skating shall provide each Delegate entitled to vote at a meeting of the Governing Council with written notice of each meeting of the Governing Council in a manner that is fair and reasonable. Consistent with this requirement, notice of meetings of the Governing Council shall be posted on the Members Only site no fewer than 20 days and no more than 60 days before the date of the meeting. Notice stating the time and place thereof, shall also be sent by electronic communication, not less than 20 nor more than 60 days before the meeting, excluding the day of the meeting, to each Delegate at his or her electronic mail address according to the latest available records of this corporation.

C. Notices must state the date, time and place or format of the meeting; and a description of any matter for which approval of the Governing Council is sought. The exact wording of any proposed action need not be stated, except that the specific text of any proposed amendments to these Bylaws must be stated and the names and locations of all clubs to be proposed for Provisional and Full Club membership must be disclosed.

D. Notice of any meeting at which Delegates may vote by proxy shall so inform the Delegates and shall describe the procedure for appointing proxies.

Section 6.5 Waiver. Any Delegate may waive notice of a meeting before, at, or after the meeting, orally, in writing, or by attendance. Attendance at a meeting is deemed a waiver unless the Delegate objects at the beginning of the meeting to the transaction of business because the meeting is not lawfully called or convened, or objects before a vote on an item of business because the item may not lawfully be considered at that meeting and the Delegate does not participate in the consideration of the item at that meeting.

Section 6.6 Quorum; Voting. Delegates and proxies representing no fewer than 10 percent of the votes entitled to be cast constitute a quorum at any meeting thereof. A majority of the votes cast of the Delegates present, in person or by proxy is

sufficient to transact any business, unless a greater number of votes is required by law or these Bylaws. For purposes of these Bylaws, the requirement that the Governing Council approve an action by a "**supermajority**" means that two-thirds of all votes cast is sufficient to transact any business at a meeting where quorum is met.

Section 6.7 Voting Rights. On all matters submitted to a vote of the Governing Council, each Full Member Club Delegate and Independent Member Delegate is entitled to one vote. The Athlete Delegates and Coach Delegates are entitled to the number of votes prescribed in Section 5.4 and Section 5.6, as applicable. Observers have no vote at meetings of the Governing Council. In the event of a tie, the President, or the Vice President acting in the President's stead may vote to decide a tie by casting the tie-breaking vote.

Section 6.8 Proxies. Proxies may be exercised only at duly called meetings of the Governing Council and may be voted only on matters stated in the notice of the meeting. Proxies shall be solicited and submitted pursuant to the procedures adopted by the Board of Directors from time to time, consistent with subsections (A) through (D) below.

A. **Full Member Delegates.** Full Member Clubs may grant a proxy for any one or more of their Delegates in the event any such Delegate is unable to attend the meeting. The person receiving the proxy must meet the same qualifications required of Full Member Club Delegates, except that the proxy holder does not need to be a member of the same Full Member Club as the Delegate from whom they received the proxy.
B. **Athlete Delegates.** Athlete Delegates may give a proxy to another Athlete Delegate for all their votes in the event an Athlete Delegate is unable to attend a meeting.
C. **Independent Member Delegates.** Independent Member Delegates may give a proxy to another Independent Member Delegate for all their votes in the event an Independent Member Delegate is unable to attend the meeting.
D. Coach Delegates. Coach Delegates may give a proxy to another Coach Delegate for all their votes in the event a Coach Delegate is unable to attend the meeting.

Section 6.9 Election of President, At Large Directors & Group Coordinators. The Governing Council, is responsible for electing, by majority vote:

A. The President for such term as set forth in Section 9.2.
B. Nine At Large Directors on the Board of Directors, each of whom will serve for such term as provided in Section 7.9. At least one At Large Director must represent each Section of U.S. Figure Skating and at least two At Large Directors must be Independent Directors as defined in Section 7.7.
C. The four non-voting group coordinator members of the Board of Directors described in Sections 7.6(B)(i) through (iv), each of whom will serve for such term as provided in Section 7.9.

The nominees for election will be submitted to the Governing Council at the annual meeting. These nominees shall include the slate of nominees recommended by the Nominating Committee and any eligible persons nominated by the membership pursuant to the procedures set forth in the Official Rules.

Section 6.10 Presiding Officer. The President, or in the President's absence, inability or refusal to attend, the Vice President, will preside at all meetings of the Governing Council.

Section 6.11 Governing Rules.

A. The rules contained in Robert's Rules of Order, Newly Revised, will govern all meetings of the Governing Council in all instances in which they are applicable and in which they are not inconsistent with these Bylaws.
B. The Board of Directors will annually approve an electronic voting system, or such other voting procedures, for the Governing Council to deliver the election in a fair, consistent, conflict free and appropriate manner including the review and validation of voter eligibility. The approved voting system and election process will be communicated to Delegates in writing at least 20 days prior to the Governing Council meeting.

Section 6.12 Procedures for Participation by Remote Communication. In any meeting of the Governing Council held by means of remote communication, reasonable measures shall be taken (a) to verify that each person deemed present and entitled to vote is a Delegate; (b) to provide each Delegate participating by means of remote communication with a reasonable opportunity to participate in the meeting, including an opportunity to read or hear the proceedings substantially concurrently with those proceedings; (c) if allowed by the procedures governing the meeting, to have the Delegate's remarks heard or read by other participants substantially concurrently with the making of those remarks; and (d) if otherwise entitled, to vote on matters submitted to the Governing Council.

Section 6.13 Action by Written Ballot. Any action that may be taken at an annual, regular, or special meeting of the Governing Council may be taken without meeting through a vote by written ballot pursuant to the following procedure:

A. A written ballot will be delivered to every Delegate entitled to vote on the matter.
B. The written ballot will set forth each proposed action and provide an opportunity to vote for or against the proposed action.
C. Approval by written ballot will only be valid when:
    i. The number of votes cast by ballot equals the quorum required to be present at a meeting authorizing the action, and
    ii. The number of approvals equals or exceeds the number of votes that would be required to approve the matter at a meeting at which the total number of votes cast was the same as the number of votes cast by ballot.
D. Any solicitation for votes by written ballot will: (i) indicate the number of responses necessary to meet the quorum requirements; (ii) state the percentage of approvals necessary to approve each matter; (iii) specify the time by which the ballot must be received by U.S. Figure Skating in order to be counted and (iv) be accompanied by written information sufficient to permit each person voting to reach an informed decision.
E. Written ballots may not be revoked.

ARTICLE VII
Board of Directors

Section 7.1 Role of the Board of Directors. Except as provided in these Bylaws, all corporate powers shall be exercised by or under the authority of and the business and affairs of U.S. Figure Skating shall be managed by, its Board of Directors. The Board of Directors possesses all the powers and duties necessary or desirable to govern, establish strategic direction and set policy for U.S. Figure Skating.

Section 7.2 Responsibility of the Board. The U.S. Figure Skating Board of Directors shall represent the interests of the figure skating community in the United States and its Athletes by providing U.S. Figure Skating with policy, guidance and strategic direction. The board shall oversee the management of U.S. Figure Skating and its affairs, but it does not manage U.S. Figure Skating. The board shall select a well-qualified Chief Executive Officer and oversee the Chief Executive Officer in the operation of U.S. Figure Skating. The board shall focus on the long-term objectives and impacts rather than on the day-to-day management, empowering the Chief Executive Officer to manage a staff-driven organization with effective board oversight. In addition, the board performs the following specific functions, among others:

A. Implements procedures to orient new Directors, to educate all Directors on the business and governance affairs of U.S. Figure Skating and to evaluate Board performance;
B. Selects, compensates, evaluates and may terminate the Chief Executive Officer and plan for management succession;
C. Reviews and approves U.S. Figure Skating's strategic plan and budget;
D. Oversees the financial activities of U.S. Figure Skating throughout the fiscal year;
E. Sets policy and provides guidance and strategic direction to management on significant issues facing U.S. Figure Skating;
F. Reviews and approves significant corporate actions;
G. Oversees corporate governance;
H. Reviews and approves capital structure, financial strategies, borrowing commitments and long-range financial planning;
I. Monitors to determine whether U.S. Figure Skating's assets are being properly protected;
J. Monitors U.S. Figure Skating's compliance with laws and regulations and the performance of its broader responsibilities;
K. Ensures the board and management are properly structured and prepared to act in case of an unforeseen corporate crisis;
L. Reviews and approves financial statements, annual reports, financial and control policies and the selection of U.S. Figure Skating's independent auditors; and
M. Ensures that Athlete safety rules, policies and procedures comply with the requirements of the USOPC and the U.S. Center for SafeSport.

Section 7.3 Compensation. Directors will not receive compensation for their role as such. U.S. Figure Skating may, however, reimburse a Director's reasonable cost of attendance at in-person board meetings pursuant to such travel and reimbursement policies as adopted by the Board of Directors from time to time.

Section 7.4 Director Qualifications.

A. Each Director must be (i) at least 18 years of age; (ii) a Member; and (iii) otherwise qualified in accordance with the Official Rules, provided that this requirement will not apply to persons serving as Independent Directors, as defined below.
B. A Director shall (i) have the highest personal and professional integrity, (ii) have demonstrated exceptional ability and judgment and (iii) be effective, in conjunction with the other Directors, in collectively serving the long-term interests of U.S. Figure Skating. Each Director shall pass a background check, complete SafeSport education and training and have no record of SafeSport violations. Directors shall possess an understanding of athletic competition and the Olympic ideals and have diverse experience in the key business, financial and other challenges that face U.S. Figure Skating.
C. Athlete Directors must meet the applicable eligibility requirements of the bodies to which they belong related to their Board service (*e.g.*, the Team USA Athletes' Commission) as well as any disqualifying conflicts or periods of ineligibility assessed by the U.S. Center for SafeSport or the U.S. Anti-Doping Agency.
D. Subject to the laws, rules, regulations, policies, orders and directives applicable to NGBs, U.S. Figure Skating is committed to inclusivity and non-discrimination in the selection of its Directors, as further described in the non-discrimination policies adopted by the Board of Directors.
E. Each voting Director must attend a minimum of 70 percent of scheduled meetings of the Board of Directors.

Section 7.5 Voting Members of the Board. The voting members of the Board of Directors shall consist of 15 persons, comprised of the following:

A. The President of U.S. Figure Skating, who shall serve as an ex-officio, voting member.
B. Nine At Large Directors (the "**At Large Directors**"). At least one At Large Director must represent each Section of U.S. Figure Skating and at least two At Large Directors must be Independent Directors as defined in Section 7.7. At Large Directors are elected by the Governing Council.
C. Five Athletes (the "**Athlete Directors**"). At all times, the Athlete Directors must constitute at least 33.3 percent of the voting members of the Board of Directors. The Athlete Directors will be elected by the voting pool of Members who are 10 Year Athletes. Athlete Directors must be nominated and will be elected pursuant to the applicable procedures in the Official Rules. The Athletes Advisory Committee and Nominating Committee shall jointly develop a process to identify and vet candidates to serve as Athlete Directors.
    i. The Athlete Directors must include at least one Athlete per discipline (ice dance, pairs, singles and synchronized skating).
    ii. At least 20 percent of the Athlete Directors must be comprised of 10 Year Athletes, as defined in Section 14.1(B) of these Bylaws and the remaining Athlete Directors must be either 10 Year Athletes or 10 Year+ Athletes, as defined in

Section 14.1(C) of these Bylaws, unless U.S. Figure Skating is exempted from this requirement by the USOPC. At least one-half of the Athlete Directors must have generated their eligibility as a 10 Year Athlete or 10+ Year Athlete through a Protected Competition, as defined in Section 14.1(B). An Athlete's qualification as a 10 Year Athlete or 10+ Year Athlete is determined at the time of election.

iii. One Athlete Director shall be the person serving as the USOPC Team USA Athletes' Commission representative, who shall serve as an ex-officio, voting member.

Section 7.6 Non-Voting Members of the Board. The non-voting members of the Board of Directors shall be comprised as follows:

A. The persons serving in the following roles, each of whom shall serve in an ex-officio capacity:
   i. Immediate Past President
   ii. Appointed ISU representative / International Group coordinator
   iii. Those officeholders of the ISU representing the sport of figure skating;
   iv. Chair of the Coaches Council;
   v. Chief Executive Officer; and
   vi. U.S. Figure Skating's alternate athlete representative to the USOPC Team USA Athletes' Commission, unless that person is already a voting member of the U.S. Figure Skating Board of Directors.
B. The following persons, as elected by the Governing Council:
   i. Administrative/Legal Group coordinator;
   ii. Athlete Services Group coordinator;
   iii. Membership Development Group coordinator; and
   iv. Technical and Officials Group coordinator.
C. Non-voting members of the Board of Directors may attend meetings of the Board of Directors and, when present, may be accorded the privilege of speaking. Unless expressly invited by the President, non-voting members of the Board of Directors may not participate in executive sessions of the Board of Directors.

Section 7.7 Independent Directors. The Nominating Committee shall affirmatively make a determination as to the independence of each Director. An "**Independent Director**" shall be determined to have no material relationship with U.S. Figure Skating, either directly or through an organization that has a material relationship with U.S. Figure Skating. A relationship is "**material**" if, in the judgment of the Nominating Committee, it would interfere with the Director's independent judgment. A Director shall not be considered independent if, within the preceding five years:

A. The individual or the individual's family member was employed by or held any governance position (whether a paid or volunteer position) with U.S. Figure Skating, any member club, a Learn to Skate USA® program, the ISU, the Professional Skaters Association, or any other figure skating entity or organization connected to U.S. Figure Skating;
B. The individual was affiliated with or employed by U.S. Figure Skating's outside auditor or outside counsel;
C. An immediate family member of the individual was affiliated with or employed by U.S. Figure Skating's outside auditor or outside counsel as a partner, principal, or manager;
D. The individual was a member of U.S. Figure Skating's Athletes Advisory Committee;
E. The individual was a Governing Council Delegate;
F. The individual held an appointment as an official within U.S. Figure Skating;
G. The individual was a Member of U.S. Figure Skating who participated in a U.S. Figure Skating qualifying competition;
H. The individual was a parent, an immediate family member, or a coach, of an Athlete who competed in a U.S. Figure Skating qualifying competition;
I. The individual was a member of any constituent group with representation on the U.S. Figure Skating Board of Directors;
J. The individual received compensation from U.S. Figure Skating, directly or indirectly; or
K. The individual was an executive officer, controlling shareholder, partner, or member of a corporation, partnership, or other business entity that does business with U.S. Figure Skating.

The Director must maintain such independence for their entire term and any successor term; with the exception of Section 7.7(A) and (J), provided that the only governance position they hold is their board position or related to their board position and all payments are reimbursement of expenses reasonably incurred as part of their board duties.

Section 7.8 Representation by other Figure Skating Sports Organizations. To the extent required by the Sports Act, U.S. Figure Skating will provide for reasonable direct representation on its Board of Directors for any sports organization which, in the sport for which recognition is sought: (a) conducts, on a level of proficiency appropriate for the selection of eligible athletes to represent the United States in international amateur athletic competition, a national program, or regular national amateur athletic competition and (b) ensures that such representation will reflect the nature, scope, quality and strength of the programs and competitions of such amateur sports organization in relation to all other such programs and competitions in such sport in the United States.

Section 7.9 Terms. Except as otherwise provided in Section 7.12 or this Section 7.9, each elected Director shall be elected to a term of two years and, until his or her successor has assumed office; or until the Director's prior death, resignation, or removal. No person may serve more than four consecutive two-year terms as a Director. Notwithstanding the foregoing, the Board of Directors may shorten or lengthen a Director's term by up to one-year for the sole purpose of accomplishing the staggering of terms among elected Directors.

Section 7.10 Resignation. Any Director may resign at any time by giving written notice to the President or the Secretary. The resignation shall be effective without acceptance when the notice is received by the President or the Secretary, unless a later effective date is specified in the notice.

Section 7.11 Removal.

A. **Removal by Governing Council.** Directors (other than Athlete Directors), may be removed at any time for cause by a supermajority of the Governing Council at a meeting where quorum is met; provided that (i) due notice of the meeting of the Governing Council has been given to the affected Director; and (ii) the affected Director is afforded a fair opportunity to be heard by or to submit a written statement to the Governing Council prior to action by the Governing Council.

B. **Removal by Athletes Advisory Committee.** An Athlete Director may be removed at any time for cause by two-thirds vote of the Athletes Advisory Committee (excluding the vote of the affected Athlete); provided that (i) due notice of the meeting of the Athletes Advisory Committee (or of the proposal that the Athletes Advisory Committee take action without a meeting) has been given to the affected Athlete Director; and (ii) the affected Athlete Director is afforded a fair opportunity to be heard by or to submit a written statement to the Athletes Advisory Committee prior to action by the Athletes Advisory Committee. Any such action by the Athletes Advisory Committee shall be promptly reported to the President of U.S. Figure Skating.

Section 7.12 Vacancies. A vacancy related to a Director elected by the Governing Council shall be filled by a person elected by the Board of Directors. A vacancy related to an Athlete Director shall be filled by a person elected by the Athlete Advisory Committee. All other Director vacancies shall be filled in the same manner as such Director was elected or appointed to serve on the Board of Directors. Persons elected or appointed to fill a vacancy shall serve for the unexpired term of their predecessor in office and may thereafter be elected to serve for the maximum number of terms allowed by these Bylaws.

ARTICLE VIII
Meetings of the Board of Directors

Section 8.1 Annual Meeting. The annual meeting of the Board of Directors will be held during the months of October or November, at such date, time and place announced by the President. The annual meeting is typically held in person but may be held remotely if determined appropriate by the Board of Directors.

Section 8.2 Regular Meetings. In addition to the annual meeting of the Board of Directors, an in-person meeting of the board will be held in conjunction with the annual meeting of the Governing Council, unless a determination is made by the board to hold such meeting remotely. The Board of Directors may hold other regular meetings during the year, either in person or remotely as determined by the President.

Section 8.3 Special Meetings. Special meetings of the Board of Directors may be called upon the request of three Directors or by the President.

Section 8.4 Notice.

A. An announcement of the date and place (or, if the meeting is to be conducted by remote communication, information about the format of the meeting) of each annual meeting will be emailed to all Directors (including ex-officio Directors) at least two months prior to the date of the meeting. This special notice for annual meetings is in addition to the notice required pursuant to Section 8.4(B) below.

B. Notice of annual and regular meetings of the Board of Directors stating the time and place thereof, shall be given to all Directors (including non-voting Directors) by electronic communication or in person at least twenty days before such meeting. Notice of a special meeting must be preceded by at least two days' notice which states the date, time and place of the meeting (or, if the meeting is to be conducted remotely, information about the format of the meeting), but need not describe the purpose of the meeting.

C. All notices shall be sent to the Director at his or her electronic address according to the latest available records of U.S. Figure Skating. Any Director may waive notice of a meeting before, at, or after the meeting, orally, in writing, by electronic communication, or by attendance. Attendance at a meeting is deemed a waiver unless the Director objects at the beginning of the meeting to the transaction of business because the meeting is not lawfully called or convened and the Director does not participate in the meeting.

Section 8.5 Quorum and Voting.

A. **Quorum.** A quorum of the Board of Directors consists of a majority of the voting Directors in office immediately before the meeting begins.

B. **Acts of the Board.** At all meetings of the Board of Directors, each voting Director is entitled to cast one vote on any question coming before the meeting. If a quorum is present when a vote is taken, the affirmative vote of a majority of the Directors present is sufficient to constitute an act of the board unless the vote of a greater number of Directors is required by these Bylaws.

C. **No Proxies.** A Director may not appoint a proxy for himself or herself or vote by proxy at a meeting of the Board of Directors.

D. **Deemed Assent.** For purposes of determining whether a Director has met his or her fiduciary duties as a Director, but for no other purpose, a Director who is present at a meeting of the Board of Directors when an action is approved by the Board of Directors is presumed to have assented to the action unless the Director votes against the action or is prohibited from voting on the action.

Section 8.6 Presiding Officer. The President will serve as chair of the Board of Directors and will preside at all meetings of the Board of Directors. In the absence, inability, or refusal of the President to act, the Vice President will preside at all meetings of the Board of Directors.

Section 8.7 Rules of Order. The rules contained in Robert's Rules of Order, Newly Revised, will govern meetings of the Board of Directors in all instances in which they are applicable and in which they are not inconsistent with these Bylaws.

Section 8.8 Meetings Held by Remote Communication. Any or all Directors may participate in a meeting of the Board of Directors by means of teleconference, video conference, or by any other means of online or remote communication, in each case through which that Director, other Directors so participating and any Directors physically present at the meeting may communicate with each other on a substantially simultaneous basis. Participation in a meeting by remote communication constitutes presence at the meeting.

Section 8.9 Action Without a Meeting. An action required or permitted to be taken at a meeting of the Board of Directors may be taken without a meeting if each and every Director of the board in writing either (a) votes for such action; (b) votes against such action; or (c) abstains from voting. Each Director who delivers a writing described in this Section 8.9 to U.S. Figure Skating shall be deemed to have waived the right to demand that the action not be taken without a meeting. All writings under this Section 8.9 may be transmitted by email or by such other form of electronic communication specified by the President. A written action has the same effect as an action taken at a meeting of the Board of Directors. All written actions shall be filed with the minutes of the meetings of the Board of Directors.

ARTICLE IX
Officers

Section 9.1 Board Officers. The elected officers of the board of U.S. Figure Skating include a President, Vice President, Secretary and a Treasurer. U.S. Figure Skating may also have such other elected officers and appoint such honorary officers as the board may from time to time determine. Elected officers of the board are uncompensated and serve in a volunteer capacity. The same person may not hold more than one office at the same time.

Section 9.2 Election of Board Officers. Officers of the board, other than the President, shall be elected by the Board of Directors at its first meeting following the Governing Council to serve for terms of one year and until their respective successors are elected and have qualified. The President shall be elected by the Governing Council to serve a term of four years and until their respective successor is elected and has qualified. A person may not serve more than one consecutive term as President.

Section 9.3 Removal of Board Officers. Elected officers of the board, other than the President, may at any time be removed for cause by a two-thirds vote of the Board of Directors. The elected officer may be removed for cause by two-thirds of the Board of Directors (excluding the vote of the affected officer) provided that (a) due notice of the meeting of the Board of Directors has been given to the elected officer; and (b) the elected officer is afforded a fair opportunity to be heard by or to submit a written statement to the Board of Directors prior to action by the Board of Directors. The President may be removed for cause by two-thirds of the Governing Council provided that (a) due notice of the meeting of the Governing Council has been given to the President; and (b) the President is afforded a fair opportunity to be heard by or to submit a written statement to the Governing Council prior to action by the Governing Council.

Section 9.4 Resignation. Any elected officer of the board may resign at any time by giving written notice to the President or the Secretary. The resignation shall be effective without acceptance when the notice is received by the President or the Secretary, unless a later effective date is specified in the notice.

Section 9.5 Vacancies. All vacancies in the elected Board officer positions will be filled by an affirmative vote of a majority of the remaining Directors. An officer elected to fill a vacancy will be elected for the unexpired term of such officer's predecessor in office.

Section 9.6 Eligibility to Serve as a Board Officer. All officers of the board, other than the President, must be Directors of U.S. Figure Skating. No officer may simultaneously serve as an officer of any other amateur sports organization which is recognized by the USOPC as an NGB.

Section 9.7 Roles and Responsibilities. Except as otherwise provided by the board or the Nonprofit Act, the officers of the board shall have duties and authority as follows:

A. **President.** The President shall perform, oversee, or properly delegate the performance of the following duties: (a) preside at all meetings of the Governing Council and the Board of Directors; (b) serve as the chair of the Board of Directors and lead the Board of Directors in carrying out its governance, strategic, policy and organizational oversight duties; (c) serve as the official spokesperson of U.S. Figure Skating, unless such capacity is delegated by the President or the Board of Directors to any other officer or representative of U.S. Figure Skating; (d) generally oversee and supervise the activities of the Chief Executive Officer and serve as the principal and regular point of contact for the Chief Executive Officer with the Board of Directors; (e) serve as one of U.S. Figure Skating's representatives to the USOPC National Governing Bodies Council meetings; (f) appoint the representatives and delegates to the ISU, including the ISU representative / International Group coordinator and such other organizations with which U.S. Figure Skating is affiliated; and (g) perform such other duties as are prescribed by the Board of Directors. The President will also serve as an ex-officio member of all Advisory Committees of the board.

B. **Vice President.** The Vice President is responsible for performing the duties of the President in the President's absence, inability or refusal to act. In addition, the Vice President shall perform such other duties as are prescribed from time to time by the Board of Directors or President.

C. **Secretary.** The Secretary shall perform, oversee, or properly delegate the performance of the following duties: (a) keep the records of U.S. Figure Skating and of all meetings of the Governing Council and the Board of Directors; (b) prepare minutes of all meetings of the Governing Council and the Board of Directors; (c) issue notices of all meetings of the Governing Council and the Board of Directors; and (d) perform such other duties as are prescribed by the Board of Directors or President.

D. **Treasurer.** The Treasurer shall perform, oversee, or properly delegate the performance of the following duties: (a) serve as chair of the Finance Committee; (b) along with the Finance Committee, supervise and oversee the finances of U.S. Figure Skating, including the examination of the books, accounts and records of all officers, Committees and persons who handle any of the financial affairs of U.S. Figure Skating; (c) cause to be prepared by U.S. Figure Skating staff an annual itemized budget for approval by the Board of Directors and presentation to the Governing Council (d) oversee that the budget as approved by the Board of Directors is carried out; (e) keep full and correct accounts of the receipts and expenditures and of the property of U.S. Figure Skating in books belonging to U.S. Figure Skating; (f) cause to be deposited all monies received in the name and to the credit of U.S. Figure Skating in such depositories as the Treasurer or the Board of Directors may designate; (g) invest and reinvest funds; (h) sell, exchange, assign and transfer securities and other investment assets belonging to U.S. Figure Skating pursuant to such policies adopted by the Board of Directors from time to time; (i) render to the President, the Governing Council and the Board of Directors, whenever requested by any of them pursuant to these Bylaws, an account of all the transactions as Treasurer; (j) present a financial report each year to the annual meeting of the Governing Council; and (k) perform such other duties as are prescribed by the Board of Directors or President.

Section 9.8 Compensated Executive Staff. U.S. Figure Skating shall also have a Chief Executive Officer and such other compensated executive staff as the Chief Executive Officer may from time to time determine. Compensated executive staff members may not be Directors of U.S. Figure Skating. Compensated executive staff shall serve in accordance with the terms of their compensation agreements. The Chief Executive Officer may be removed by the board with or without cause, unless otherwise provided in the Chief Executive Officer's compensation agreement.

Section 9.9 Chief Executive Officer. The chief executive officer is selected by the Board of Directors and will serve as an ex-officio non-voting member of the Board of Directors. The Chief Executive Officer may be hired as an employee of U.S. Figure Skating and receive compensation as determined by the Board of Directors. The Chief Executive Officer is responsible for the day-to-day operations and activities of U.S. Figure Skating. The Chief Executive Officer acts as the administrative agent of the Board of Directors to administer the affairs of U.S. Figure Skating and implement the policies and decisions of the Board of Directors. The Chief Executive Officer shall: (a) have the power and authority delegated to the Chief Executive Officer by the President and the Board of Directors for the general active management of the business of U.S. Figure Skating; (b) see that orders and resolutions of the Board of Directors are carried into effect; and (c) perform such other duties as are prescribed by the President or the Board of Directors.

ARTICLE X
Committees of the Board

Section 10.1 Committees with Authority. The Board of Directors shall not establish Committees having the authority of the Board of Directors.

Section 10.2 Advisory Committees. The Board of Directors may establish advisory committees or other advisory bodies of any kind, having such members and rules of procedure as the Board of Directors may provide. These advisory committees may provide such advice, service and assistance to U.S. Figure Skating and carry out such duties and responsibilities for U.S. Figure Skating, as may be designated by the Board of Directors. An advisory committee may not exercise any power or authority reserved to the Board of Directors. All permanent committees of U.S. Figure Skating are advisory committees.

Section 10.3 Designated Committees. A "**Designated Committee**" is any U.S. Figure Skating Committee that makes recommendations or decisions directly impacting its elite Athletes. For purposes of determining the required Athlete representation on Committees of U.S. Figure Skating, the following Committees are Designated Committees: Athletes Advisory Committee, Audit Committee, Ethics and Professional Standards Committee, Finance Committee, Grievance Committee, International Committee, International Officials Committee and Nominating Committee. Designated Committees must be comprised of at least 33.33 percent Actively Engaged Athletes, at least one-half of whom must also qualify as 10 Year Athletes and the rest must also qualify as 10 Year Athletes or 10 Year+ Athletes, as those terms are defined in Section 14.1(B) and (C). Additional requirements related to Athlete representation, not inconsistent with this requirement, may be set forth in the Official Rules or the charter or procedures specific to such Designated Committee.

Section 10.4 Athlete Representation on Non-Designated Committees. For Committees that are not Designated Committees, Actively Engaged Athletes must constitute at least 33.33 percent of the members of each such Committee. Additional requirements related to Athlete representation, not inconsistent with this requirement, may be set forth in the resolution or charters establishing each such Committee.

ARTICLE XI
Nominating Committee

Section 11.1 Nominating Committee. The role of the Nominating Committee is to present nominees for election for certain Director and officer roles as further described in Official Rules and the charter of the Nominating Committee (if any).

Section 11.2 Composition. The Nominating Committee will be comprised of nine members, elected or appointed as follows:

A. **Sectional Representatives.** Three members of the Nominating Committee will be elected as follows:

i. One person elected by the Midwestern Section Caucus, as that term is defined in the Official Rules, in odd numbered

years for a two-year term. This Committee member must maintain their primary residence in the Midwestern Section and, if a club member, must be a Home Club Member of a club within this Section.

ii. One person elected by the Pacific Coast Section Caucus, as that term is defined in the Official Rules, in even numbered years for a two-year term. This Committee member must maintain their primary residence in the Pacific Coast Section and, if a club member, must be a Home Club Member of a club within this Section.

iii. One person elected by the Eastern Section Caucus, as that term is defined in the Official Rules, in even numbered years for a two-year term. This Committee member must maintain their primary residence in the Eastern Coast Section and, if a club member, must be a Home Club Member of a club within this Section.

iv. Elections for Sectional Representatives will be conducted as set forth in NCR 1.02-1.03 of the Official Rules.

B. **Athletes.** Three registered Athlete members who satisfy the criteria for Athlete representation on Designated Committees set forth in Section 10.3, will be elected by the Athletes Advisory Committee to serve two-year staggered terms. Only Athletes may serve consecutive terms on the Nominating Committee.

C. **Board Appointees.** After the Nominating Committee members specified in subparagraphs (A) and (B) of this Section 11.2 have been elected, the Board of Directors will, prior to June 1, appoint three additional persons to the Nominating Committee to serve two-year staggered terms. At least one such person must be a current member of the Board of Directors who is not seeking or eligible for an additional term of service on the Board of Directors.

Section 11.3 Term. Members of the Nominating Committee shall begin their term on June 1 following their election or appointment and shall serve for a term of two years and until their respective successors are elected or appointed, or until their earlier death, resignation, or removal.

Section 11.4 Limitation on Nominations. Members of the Nominating Committee are ineligible to be nominated, elected or appointed for any Board position (voting or nonvoting) or to be recommended, appointed or elected as a permanent committee chair while they are serving as a member of the Nominating Committee. Members are eligible to be nominated the year following completion of their Nominating Committee service. Notwithstanding the foregoing, this Section 11.4 shall not apply to the nomination, election or appointment of positions outside the purview of the Nominating Committee, nor to the nomination or election of the Nominating Committee chair.

Section 11.5 Chair. The Nominating Committee will elect one of its members to act as the chair of the Committee.

ARTICLE XII
Official Rules; Policies

Section 12.1 Official Rules. The Governing Council, and in the intervals between meetings of the Governing Council, the Board of Directors may adopt, publish, enforce, and amend the Official Rules.

Section 12.2 Review by Governing Council. Amendments to the Official Rules by the Board of Directors shall be reported to the Governing Council at its next meeting. Amendments contained within the Official Rules will be subject to further amendment or cancellation by the Governing Council if so determined by a majority vote of the Governing Council; provided that any subsequent action by the Governing Council does not adversely affect the rights or acts of third parties or contradict the applicable laws, rules, or regulations to which U.S. Figure Skating is subject, or otherwise contradict a policy of a regulatory body or organization with jurisdiction over U.S. Figure Skating.

Section 12.3 Publication. U.S. Figure Skating will publish each year, by July 1, an annual rulebook containing the Bylaws, Official Rules and such other documents as may be determined by the Board of Directors.

Section 12.4 Effective Date. The Official Rules and any amendments thereto, will become effective on July 1 each year, or upon such specific date as may otherwise be provided by the Board of Directors at the time of approval.

Section 12.5 Other Policies. The Board of Directors shall have such policies required by the USOPC and such other policies that are relevant to effectively run and govern the organization.

ARTICLE XIII
Prerequisites to Participation in U.S. Figure Skating Activities

Section 13.1 Eligibility to Participate. Except as otherwise provided in these Bylaws, any Member of U.S. Figure Skating who is otherwise eligible to participate in accordance with the Official Rules of U.S. Figure Skating has the opportunity to participate in sanctioned activities of U.S. Figure Skating, including but not limited to: (a) the opportunity to compete in competitions, take tests and participate in ice shows and exhibitions sanctioned by U.S. Figure Skating; and (b) the opportunity to serve as an officer, a Director or Committee member or as an official in figure skating.

Section 13.2 Individual Membership SafeSport and Anti-Doping Obligations.

A. As a condition of membership in U.S. Figure Skating and a condition for participation in any competition or event sanctioned by U.S. Figure Skating or its member clubs, each Member and each Athlete, coach, team staff, official and any other person who participates in U.S. Figure Skating or U.S. Figure Skating events (whether or not a U.S. Figure Skating Member), agrees to comply with and be bound by the rules, policies and procedures of the U.S. Center for SafeSport and agrees to submit, without reservation or condition, to the jurisdiction of the U.S. Center for SafeSport for the resolution of any alleged violations of those rules, policies and procedures, as may be amended from time to time. To the extent any U.S. Figure Skating rule is inconsistent with the rules of the U.S. Center for SafeSport, such rule is superseded.

B. It is the duty of Individual Members of U.S. Figure Skating to comply with all anti-doping rules of the WADA, the ISU, the USOPC including USADA, including the USADA Protocol and all other policies and rules adopted by the World Anti-Doping Agency ("**WADA**"), the ISU, the USOPC and USADA. Individual Members agree to submit to drug testing by the ISU and/or USADA or their designees at any time and understand that the use of methods or substances prohibited by the

applicable anti-doping rules make them subject to penalties including, but not limited to, disqualification and suspension. If it is determined that an Individual Member may have committed a doping violation, the Member agrees to submit to the results management authority and processes of USADA, including arbitration under the USADA Protocol, or to the results management authority of the ISU, if applicable or referred by USADA.

Section 13.3 Organization Membership SafeSport and Anti-Doping Obligations.

A. It is the duty of all Athletes, athlete support personnel and other persons (as those terms are defined in the World-Anti Doping Code), by virtue of their participation in an event or competition organized or sanctioned by U.S. Figure Skating, participation on a national team, participation in the Olympic or Youth Olympic Games, utilization of a USOPC Training Center, receipt of benefits from the USOPC or U.S. Figure Skating, inclusion in the Registered Testing Pool, or otherwise subject to the World Anti-Doping Code to comply with all anti-doping rules of WADA, the ISU, the USOPC, including the USOPC National Anti-Doping Policy and of USADA, including the USADA Protocol for Olympic and Paralympic Movement Testing ("**USADA Protocol**") and all other policies and rules adopted by WADA, U.S. Figure Skating, the USOPC and USADA. If it is determined that an Athlete, Athlete support personnel, or other person may have committed a doping violation, the individual agrees to submit to the results management authority and processes of USADA, including arbitration under the USADA Protocol, or to the results management authority of U.S. Figure Skating, if applicable or referred by USADA. In addition, Athletes agree to submit to drug testing by U.S. Figure Skating and/or USADA or their designees at any time and understand that the use of methods or substances prohibited by the applicable anti-doping rules make them subject to penalties including, but not limited to, disqualification and suspension.

B. It is the duty of each Member to understand and agree that the ISU Anti-Doping Rules and USADA Protocol and all other policies and rules adopted by the ISU, USADA and the USOPC apply to each Member and that it is each Member's responsibility to comply with those rules. Each Member must agree to submit to drug testing at any time and understand that the use of methods or substances prohibited by the applicable anti-doping rules would make a Member subject to penalties including, but not limited to, disqualification and suspension. If it is determined that any Member may have committed a doping violation, said Member must agree to submit to the results management authority and processes of USADA, including arbitration under the USADA Protocol, or to the results management authority of the ISU and/or national federation, if applicable or referred by USADA.

ARTICLE XIV
Athlete Representation

Section 14.1 Definitions. For all purposes under these Bylaws and the Official Rules, the following Athlete definitions apply:

A. "**Athlete**" means a Member of U.S. Figure Skating who complies with the SafeSport and Anti-Doping Obligations in Section 13.2.

B. "**10 Year Athlete**" means an Athlete who, in the 10 years prior to the time of election/appointment/selection as a representative, has represented U.S. Figure Skating as an Athlete assigned by the International Committee at the Olympic Winter Games, the ISU World Figure Skating Championships, the ISU World Synchronized Skating Championships, or any additional elite Protected Competition ("**Protected Competition**" as defined by the USOPC Bylaws and any such **"Elite Protected Competition**" as defined by the U.S. Figure Skating Athletes Advisory Committee and approved by the USOPC NGB Athlete Representation Review Working Group). For purposes of this Section 14.1(B), an Elite Protected Competition is any international competition at the senior level, the ISU World Junior Championships, the ISU World Junior Synchronized Championships and the ISU Junior Grand Prix of Figure Skating Series events.

C. "**10 Year+ Athlete**" means an Athlete who has, at any point, but not within the 10 years prior to election/appointment/selection, met the definition of 10 Year Athlete.

D. "**Actively Engaged Athlete**" means an Athlete who qualifies as a 10 Year Athlete or 10 Year+ Athlete, or who has been actively engaged within 24 months prior to election/appointment/selection in a U.S. Figure Skating sanctioned competition as defined by the Athletes Advisory Committee and approved by the USOPC NGB Representation Review Working Group, which may include events that categorize entrants in age-restricted classifications. For purposes of this Section 14.1 (D), the U.S. Figure Skating sanctioned competitions are a sectional singles final, the U.S. Pairs Final, the U.S. Dance Final, the U.S. Figure Skating Championships, the U.S. Synchronized Skating Championships, the U.S. Collegiate Figure Skating Championships, or the U.S. Adult Figure Skating Championships (with respect to the U.S. Collegiate Figure Skating Championships or the U.S. Adult Figure Skating Championships, where a person has placed first through fourth in such Collegiate or Adult Championships).

Section 14.2 Athletes Advisory Committee. U.S. Figure Skating shall have an Athletes Advisory Committee, as further described in the Official Rules. The purpose of the Athletes Advisory Committee is to provide Athletes with a voice in the governance structure of U.S. Figure Skating. The person serving as chair of the Athlete Advisory Committee must be an Athlete Director on the Board of Directors.

Section 14.3 Team USA Athletes' Commission. U.S. Figure Skating shall have a representative and an alternate representative on the Team USA Athletes' Commission. U.S. Figure Skating shall adopt, consistent with the policies established by the Team USA Athletes' Commission, a procedure whereby eligible Athletes shall elect U.S. Figure Skating's representative and alternate.

ARTICLE XV
Indemnification

Section 15.1 General Standard. Except as otherwise provided in these Bylaws, U.S. Figure Skating shall indemnify each person who is or was a Director, officer, employee, Delegate, or Committee member of U.S. Figure Skating, to the fullest extent permitted by the provisions of the Nonprofit Act. U.S. Figure Skating shall also have the right, but shall not be obligated, to indemnify any agent of U.S. Figure Skating not otherwise covered by this Section 15.1 to the fullest extent permissible under the laws of the State of Colorado.

Section 15.2 Scope of Indemnification. A Director, officer, employee, Delegate, or Committee member of U.S. Figure Skating will be indemnified by or on behalf of U.S. Figure Skating against expenses (including attorneys' fees), liability, judgments, fines and amounts paid in settlement actually and reasonably incurred by such person who was or is a party, or is threatened to be made a party, to any threatened, pending or completed action, suit or proceeding, whether civil, criminal, administrative or investigative (other than an action by or in the right of U.S. Figure Skating) by reason of such service if such person: (a) acted in good faith; (b) reasonably believed, in the case of conduct in an official capacity with U.S. Figure Skating, that the conduct was in the best interests of U.S. Figure Skating and, in all other cases, that the conduct was at least not opposed to the best interests of U.S. Figure Skating; and (c) with respect to any criminal proceeding, had no reasonable cause to believe that the conduct was unlawful.

Section 15.3 Prohibited Indemnification.

A. U.S. Figure Skating may not indemnify a person who (i) in connection with a proceeding brought by or in the right of U.S. Figure Skating in which such person was adjudged liable to U.S. Figure Skating; or (ii) in connection with any other proceeding charging improper personal benefit to such person, whether or not involving action in that person's official capacity, in which such person is ultimately adjudged liable on the basis that the person improperly received personal benefit.

B. Notwithstanding any other provision of these Bylaws, U.S. Figure Skating shall neither indemnify any person nor purchase any insurance in any manner or to any extent that would jeopardize or be inconsistent with the qualification of U.S. Figure Skating as an organization described in section 501(c)(3) of the Internal Revenue Code, or that would result in the imposition of any excise tax liability under Section 4958 of the Internal Revenue Code.

Section 15.4 Authorization of Indemnification. U.S. Figure Skating shall not indemnify a person unless authorized in the specific case after a determination has been made that indemnification of the person is permissible because they have met the applicable standards in this Article. This procedure will be undertaken pursuant to the procedures set forth in the Nonprofit Act.

Section 15.5 Prospective Application. Any repeal or modification of this Article XV shall be prospective only and the right of indemnification will continue as to persons who have ceased to serve in the capacity designated with respect to actions in their official capacity while serving as such and will inure to the benefit of their heirs, executors and administrators.

Section 15.6 Insurance. Subject to the limitations in Section 15.3, the Board of Directors may purchase and maintain on behalf of U.S. Figure Skating insurance (including, without limitation, insurance for legal expenses and costs incurred in connection with defending any claim, proceeding or lawsuit) on behalf of any person referred to in Section 15.1 against any liability asserted against or incurred by such person in the capacity designated or arising out of the person's status as such, whether or not U.S. Figure Skating would have the power to indemnify that person.

Section 15.7 Conflict of Interest Policy. The Board of Directors of U.S. Figure Skating has adopted and shall maintain a conflict-of-interest policy.

ARTICLE XVI
Finance and Records

Section 16.1 Fiscal Year. The fiscal year of U.S. Figure Skating begins on July 1 of each year and ends on June 30 of the following year.

Section 16.2 Authority to Borrow, Encumber Assets. No Director, officer, agent or employee of U.S. Figure Skating has any power or authority to borrow money on its behalf, to pledge its credit or to mortgage or pledge its real or personal property except within the scope and to the extent of the authority delegated by resolutions adopted from time to time by the Board of Directors. The Board of Directors may give authority for any of the above purposes and this authority may be general or limited to specific instances.

Section 16.3 Sale of Property Outside Regular Course of Business. A sale, lease, exchange, or other disposition of all, or substantially all, of U.S. Figure Skating's property that occurs outside its usual and regular course of business, must be approved by the Board of Directors and the Governing Council.

Section 16.4 Execution of Instruments. Deeds, mortgages, bonds, checks, contracts and other instruments pertaining to the business and affairs of this corporation may be signed on behalf of this corporation by the President, Vice President, Chief Executive Officer or such other person or persons as may be designated from time to time by the Board of Directors.

Section 16.5 Permanent Records. U.S. Figure Skating shall keep as a permanent record: (a) minutes of meetings of its Governing Council and Board of Directors; (b) a record of actions taken by the Governing Council and Board of Directors without a meeting; (c) a record of all waivers of notices of meetings of the Governing Council and Board of Directors; and (d) such other records as may be required by the Nonprofit Act.

Section 16.6 Website. U.S. Figure Skating shall maintain a website for the dissemination of information to its Members. U.S. Figure Skating shall publish on its website (a) its Bylaws, (b) its Official Rules (c) a procedure for communicating with the chair of the Audit and Finance Committee regarding accounting, internal accounting controls, or audit-related matters; (d) its three most recent audited financial statements; and (e) its three most recent 990 Forms filed with the Internal Revenue Service.

ARTICLE XVII
Dissolution

Section 17.1 Dissolution. U.S. Figure Skating may be dissolved in accordance with the procedures set forth in the Nonprofit Act.

Section 17.2 Distribution of Remaining Assets.

A. In the event of the dissolution of U.S. Figure Skating, any property remaining after the payment of the debts of U.S. Figure Skating shall be distributed to the identified successor organization to U.S. Figure Skating, provided that such organization is described in Section 501(c)(3) of the Internal Revenue Code. For this purpose, an identified successor organization is a public charity that is or intends to become the NGB for figure skating in the United States.

B. If there is no successor organization or such successor organization is not an organization described in Section 501(c)(3) of the Internal Revenue Code, then any property remaining shall be disposed of by transfer to one or more organizations as may be selected by the Governing Council that are described in Section 501(c)(3) of the Internal Revenue Code and have objects and purposes similar to those of U.S. Figure Skating.

ARTICLE XVIII
Amendments to Bylaws

These Bylaws may be amended or restated in whole or part, upon approval of a supermajority of the Governing Council at a meeting where quorum is met. Amendments initiated by the Board of Directors shall additionally require approval by a majority of the Board of Directors. Notwithstanding the foregoing, the Board of Directors may amend the Bylaws without the prior approval of the Governing Council when needed to conform the Bylaws to laws, rules, regulations, policies, orders and directives applicable to NGBs, so long as any such amendment does not materially change the rights, privileges, preferences, restrictions or conditions of membership.

General Rules

GR 1.00 Definitions

GR 1.01 For purposes of these Official Rules, the following definitions will apply:

A. **"Board of Directors"** or **"Board"** means the Board of Directors of U.S. Figure Skating.
B. **"Board Policies"** or **"Policies"** means the Board approved policies of U.S. Figure Skating, as they may exist and be amended from time to time.
C. **"Bylaws"** means the Bylaws of U.S. Figure Skating, as they may be amended from time to time.
D. **"CEO"** means the Chief Executive Officer of U.S. Figure Skating.
E. **"Code of Conduct"** means the U.S. Figure Skating Code of Conduct, as set forth in the General Rules section of the Official Rules.
F. **"Code of Ethics"** means the U.S. Figure Skating Code of Ethics which is set forth in the General Rules section of the Official Rules.
G. **"Governing Documents"** means an organization's applicable formation and organizational documents, such as a charter, constitution, articles of incorporation, certificate of incorporation and bylaws.
H. **"ISU"** means the International Skating Union.
I. **"Legal Counsel"** means the Chief Legal Officer of U.S. Figure Skating, or if none, such alternate legal counsel designated by the CEO as the primary legal representative of U.S. Figure Skating.
J. **"Members Only Site"** means the area of the U.S. Figure Skating website designated for members.
K. **"NGB"** means National Governing Body.
L. **"Official Rules"** means all Rules set forth in the Rulebook of U.S. Figure Skating.
M. **"Standards of Professionalism"** means the Board approved set of standards of professionalism for coaches or officials published on the U.S. Figure Skating website, as may be amended from time to time.
N. **"President"** means the person serving as President of U.S. Figure Skating.
O. **"Rule"** or **"Rules"** means an individual rule or set of rules set forth in the Official Rules.
P. **"Rulebook"** means the compilation of the Bylaws and Official Rules published on the U.S. Figure Skating website as it may be amended from time to time.
Q. **"Sports Act"** means the Ted Stevens Olympic and Amateur Sports Act, 36 U.S.C. § 220501 et seq., as amended.
R. **"USOPC"** means the United States Olympic and Paralympic Committee.
S. **"USOPC Bylaws"** means the USOPC Bylaws, as they may be amended from time to time.

GR 2.00 Code of Ethics

A. It shall be the responsibility of all officials in sanctioned figure skating events, registered members of member clubs or collegiate clubs and individual members to be thoroughly familiar with the Official Rules of U.S. Figure Skating, to comply with them in full and to exemplify the highest standards of fairness, ethical behavior and genuine good sportsmanship in any of their relations with others. Those who serve U.S. Figure Skating must do so without personal gain, must avoid any institutional loss or embarrassment and must behave in a way that enhances U.S. Figure Skating's trust and public confidence.
B. All persons associated with U.S. Figure Skating, including but not limited to its employees, directors, officers, judges, committee members, task force members, hearing panel members, including panels empowered to resolve grievances and identified volunteers, are expected to abide by high ethical standards in all dealings relating to the business and affairs of U.S. Figure Skating. All members and staff should understand that conflicts of interest diminish the integrity and quality of decision-making required by U.S. Figure Skating and may jeopardize U.S. Figure Skating's reputation and public support. In order to avoid harm to the goodwill and public image of U.S. Figure Skating and to better ensure the expected high ethical standards in all dealings, if any person who is an officer, director, judge, member of a committee, employee, paid consultant to or representative of U.S. Figure Skating (each of these persons shall be referred to as a "**representative**") is aware that U.S. Figure Skating is about to enter into any business transaction directly or indirectly with any representative, any member of a representative's family or any entity in which a representative has any legal, equitable or fiduciary interest or position (including without limitation as a director, officer, shareholder, partner, employee, beneficiary or trustee), or if a representative is aware that U.S. Figure Skating is about to enter into any business transaction or take other corporate action in which a representative may be directly or indirectly financially interested or otherwise derive a material personal benefit, the representative shall:
    1. Immediately inform, in writing, the CEO and President of such representative's involvement, position, interest or benefit with respect thereto;
    2. Aid the persons charged with making the decision by disclosing all material facts within such representative's knowledge that bear on the advisability of such transaction or action from the standpoint of U.S. Figure Skating;
    3. Make such other disclosures as are necessary to insure that U.S. Figure Skating has received full and fair information regarding the transaction or action and such representative's involvement, position, interest or benefit with respect thereto; and
    4. Abstain from voting or influencing the decision to enter into such transaction to the extent the disclosing representative may have an actual or apparent conflict of interest in this matter.

A conflict of interest may exist in any instance where a member's actions on behalf of or affecting U.S. Figure Skating:

a. involve obtaining an improper gain or advantage or

b. involve a conflicting or potentially adverse effect on the interest of U.S. Figure Skating or

c. involve an activity that is not in the best interests of U.S. Figure Skating, including instances where the member's actions are influenced by another person or organization in a manner adverse to the interests of U.S. Figure Skating.

The requirements of disclosure and abstention shall also apply to a representational conflict of interest as referred to in U.S. Figure Skating Statement of Principles of Ethical Behavior and Conflict of Interest, as referred to in paragraph E of this GR 2.00, to include disclosure of whether the member is in a position (by employment, volunteer service, financial support or other affiliation) to control, direct or influence another person or organization the interests of which are related to, affected by, involved with or may conflict with or adversely affect, the interests of U.S. Figure Skating.

C. Prior to appointment as an officer, member of the Board of Directors, committee chair or member, subcommittee chair or member, paid U.S. Figure Skating staff, or to any outside organization, the member must execute a Conflict of Interest and Ethical Behavior statement without amendment or alteration. The Ethics and Professional Standards Committee chair shall oversee an annual review of the Conflict of Interest and Ethical Behavior statements for any person required to complete the disclosure. To contact the person responsible for enforcement of this requirement, email ethics@usfigureskating.org. All conflicts must be reviewed, investigated and/or resolved by disinterested parties. The U.S. Figure Skating Whistleblower Policy and additional resources, such as the USOPC Athlete Ombudsman, can be found on the U.S. Figure Skating website under the Policies and Governance section. Additional information regarding reporting a concern to the USOPC can be found in the USOPC's Integrity Portal at www.usopc.org/report-a-concern.

D. In agreement with federal law, it is the policy of U.S. Figure Skating that none of its assets or income may inure to the benefit of any person or organization in satisfaction of a personal or private interest.

E. U.S. Figure Skating has adopted and may amend, from time to time, a Statement of Principles of Ethical Behavior and Conflict of Interest (including a Conflict of Interest Disclosure Form). All those who choose to serve U.S. Figure Skating shall be subject to and must abide by the Statement of Principles of Ethical Behavior and Conflict of Interest, the provisions of which are incorporated into this Code of Ethics.

F. All Conflicts of Interest regarding a Board or committee meeting agenda must be verbally declared by members of the Board of Directors and committees at the start of each meeting. Disclosures will be documented within the minutes.

GR 3.00 Code of Conduct

The following code of conduct applies to all participants including, but not limited to, athletes, employees, members, the Board of Directors, committee members, contractors and officers who participate in activities hosted, supported, sponsored or engaged in by U.S. Figure Skating including but not limited to competitions, exhibitions and training camps: I recognize that my participation in all activities hosted, supported, sponsored or engaged in by U.S. Figure Skating, including but not limited to competitions, exhibitions and training camps, is an honor and privilege that carries certain responsibilities. I agree to fully abide by the Official Rules and guidelines set forth by U.S. Figure Skating or its properly designated agents. As a precondition to participation in activities hosted, supported, sponsored or engaged in by U.S. Figure Skating, I will adhere to the following tenets in good faith:

A. I will exhibit the highest standards of fairness, ethical behavior and genuine good sportsmanship in all of my relations with others.

B. I will not discriminate against any member or participant in a manner that violates the U.S. Figure Skating non-discrimination Policies adopted by the Board of Directors from time to time.

C. I will not damage public or private property. I understand that I may be held financially responsible for damage deemed to be wantonly or willfully executed on my part and that I may be subject to disciplinary action by U.S. Figure Skating.

D. I will not use or possess illegal drugs and I will not engage in criminal activity. I understand that, if I am found to use or possess illegal drugs, or if I am found to engage in any criminal activity during any activity hosted, supported, sponsored or engaged in by U.S. Figure Skating, I may be subject to criminal penalties as well as discipline and penalties imposed by U.S. Figure Skating.

E. I will adhere to: the Official Rules of U.S. Figure Skating and the host organization at all activities hosted, supported, sponsored or engaged in by U.S. Figure Skating; the rules governing fair play and competitive manipulation in the Olympic and Paralympic movements; the Olympic Movement Code on the Prevention of the Manipulation of Competitions and/or the IPC Code of Ethics, Section 6.1, as applicable; and state or country laws, as applicable.

F. I will comply with all applicable anti-doping Rules including, but not limited to, ISU anti-doping rules.

G. I will conduct myself in a manner not detrimental to the welfare of figure skating. I understand that my actions reflect on U.S. Figure Skating and the sport of figure skating both positively and negatively. I understand that if my acts, statements, or conduct are considered detrimental to the welfare of figure skating by the appropriate authority, I may be subject to penalties imposed by U.S. Figure Skating pursuant to GR 5.00.

H. I understand that the penalties that may be imposed may include, but are not limited to, loss of future international selections, loss of financial support from U.S. Figure Skating and its Memorial Fund and loss of participation in activities hosted, supported, sponsored or engaged in by U.S. Figure Skating.

I. I understand that all disciplinary proceedings will be conducted pursuant to the Disciplinary and Grievance Rules of U.S. Figure Skating and that my rights and remedies are set forth therein.

Alleged violations of the Code of Conduct or the Code of Ethics (including Conflict of Interest Disclosure requirements), as outlined within this Rulebook and other Policies, may be referred to the U.S. Figure Skating Ethics and Professional Standards Committee for review. Reports can be submitted through the online reporting tool at usfigureskating.org/skatesafe. An investigation may be warranted and would be led by the chair of the Ethics and Professional Standards Committee, or the chair's designee, where the outcome would be decided by disinterested parties where the determining body would include a minimum of 33.3 percent athlete representation. Review of alleged violations and all communications regarding decisions will be conducted pursuant to the disciplinary proceeding outlined the Disciplinary and Grievance Rules of U.S. Figure Skating. Questions regarding the Ethics and Professional Standards process can be directed to the chair of the Ethics and Professional Standards Committee, or to ethics@usfigureskating.org. An opportunity for a hearing will be provided if the determination limits an individual's right to participate. The U.S. Figure Skating Whistleblower Policy and additional resources, such as the USOPC Athlete Ombudsman, can be found on the U.S. Figure Skating website under the Policies and governance section.

GR 4.00 Harassment.

U.S. Figure Skating will not tolerate or condone any form of harassment (including sexual harassment), misconduct, (including sexual, physical and emotional misconduct), bullying or hazing of any of its members including coaches, officials, directors, employees, parents, athletes and volunteers — or any other persons — while they are participating in or preparing for a figure skating activity or event conducted under the auspices of U.S. Figure Skating. The U.S. Figure Skating Policy Statement on Harassment and Abuse may be found in its entirety online at usfigureskating.org. Harassment of such nature between or among U.S. Figure Skating members must be reported through the online reporting form found at www.usfigureskating.org/skatesafe.

A. If any form of child abuse is observed or suspected, the observer should immediately contact either local law enforcement or a public child welfare agency and make a report.
B. Any person who violates this Rule, who fails to appropriately report or who makes a false report or otherwise violates U.S. Figure Skating's Policy on Harassment and Abuse will be subject to disciplinary action in accordance with the Disciplinary and Grievance Rules of U.S. Figure Skating.

GR 5.00 Violations.

Any person whose acts, statements or conduct violate the provisions of the preceding General Rules or otherwise violate the person's applicable duties and responsibilities to U.S. Figure Skating or whose acts, statements or conduct are otherwise considered detrimental to the welfare of figure skating may be subject to disciplinary action in accordance with the Disciplinary and Grievance Rules of U.S. Figure Skating.

GR 6.00 Retaliatory Conduct

GR 6.01 Per the Sports Act, "retaliation" means any adverse or discriminatory action, or the threat of an adverse or discriminatory action, including the removal from a training facility, reduced coaching or training, reduced meals or housing and removal from competition, carried out against a protected individual as a result of any communication, including the filing of a formal complaint, by the protected individual or a parent or legal guardian of the protected individual relating to the allegation of physical abuse, sexual harassment, or emotional abuse, with:

A. The U.S. Center for SafeSport;
B. A coach, trainer, manager, administrator, or official associate with the corporation;
C. The Attorney General;
D. A federal or state law enforcement authority;
E. The Equal Employment Opportunity Commission; or
F. Congress.

GR 6.02 Retaliatory conduct is prohibited toward any person who in good faith (i) reports, or bears witness to, an action that is a possible violation of the Rulebook or (ii) participates in the grievance, disciplinary or SkateSafe® processes of U.S. Figure Skating.

GR 6.03 Retaliatory conduct includes threatening, intimidating, harassing, coercing, or any other conduct that would discourage a reasonable person from (i) reporting, or bearing witness to, an action that is a possible violation of the Rulebook or (ii) participating in the grievance, disciplinary or SkateSafe® processes of U.S. Figure Skating, when the conduct is reasonably related to the report or engagement with the grievance, disciplinary or SkateSafe® processes of U.S. Figure Skating. Retaliation may be present even when there is a finding that no violation of the Official Rules or Bylaws occurred. Retaliation does not include good faith actions lawfully pursued in response to a report of a violation of the Official Rules or Bylaws.

GR 6.04 Retaliatory conduct must be reported to the chair of the Ethics and Professional Standards, Grievance or SkateSafe® Committee. Any member engaging in retaliatory conduct will be subject to disciplinary action in accordance with the Disciplinary and Grievance Rules of U.S. Figure Skating.

GR 7.00 Jurisdiction

U.S. Figure Skating is a member of the ISU and USOPC. U.S. Figure Skating is recognized by the ISU, USOPC and AAU as the governing body of figure skating on ice in the United States. As such, U.S. Figure Skating observes the rules of the ISU, including but not limited to the ISU anti-doping rules and administers its own rules so as to ensure the eligibility of qualified United States skaters and officials to participate in international skating events. In addition, the purpose of the Official Rules of U.S. Figure Skating and in particular those Rules relating to eligibility and sanctions, is to protect the eligibility of registered members so as to enable them to fully participate in the benefits of such membership.

GR 8.00 Registration

All persons who participate in the activities of U.S. Figure Skating must be registered members of U.S. Figure Skating in a manner consistent with the prerequisites for membership set forth in the Bylaws.

GR 9.00 Suspended Member

A "suspended member" is a member of U.S. Figure Skating whose rights and privileges as a member have been temporarily restricted due to disciplinary action taken against the member by U.S. Figure Skating for violation of the Bylaws, Official Rules, or Policies. The suspended member will be restricted from all U.S. Figure Skating activities including, but not limited to, testing, competing, coaching, partnering tests, officiating at U.S. Figure Skating sanctioned events or serving as an officer, director or committee member for U.S. Figure Skating or one of its member clubs, collegiate clubs or school-affiliated clubs until such time as the member is removed from the suspended member list.

GR 10.00 Banned Members.

Any current or past member (living or deceased) who has been permanently banned from U.S. Figure Skating by U.S. Figure Skating or in accordance with measures enacted by the U.S. Center for SafeSport will be removed from the U.S. Figure Skating Hall of Fame and stripped of all U.S. Hall of Fame recognitions. Banned members are ineligible for consideration by the Nominating Committee for inclusion in the U.S. Figure Skating Hall of Fame.

GR 11.00 Job Recommendations for Individuals Who Have Violated Policies of the U.S. Center for SafeSport

No individual who is an employee, member, or contractor of U.S. Figure Skating may assist a member or former member of U.S. Figure Skating in obtaining a new job (excluding the routine employment verification and/or transmission of administrative or personnel files) if the individual knows that the member or former member has:

A. Violated the policies or procedures of the U.S. Center for SafeSport related to sexual misconduct;
B. Been convicted of a crime involving sexual misconduct with a minor in violation of applicable law or the policies and procedures of the U.S. Center for SafeSport.

GR 12.00 Enforcement

Failure by U.S. Figure Skating or one of its members or representatives to enforce any section of the Bylaws, Official Rules, or Policies does not preclude that section of the Bylaws, Official Rules, or Policies from being enforced in the future.

GR 13.00 Compliance Requirements for Coaches and Instructors

GR 13.01 Coach and Instructor Compliance. Coaches and instructors must meet all U.S. Figure Skating compliance requirements while engaging in their coaching and instructor activities.

A. Coach Compliance:
   1. Must be a current coach member of U.S. Figure Skating.
   2. If 18 years of age or older:
      a. Must successfully pass a U.S. Figure Skating background check; and
      b. Must complete the SafeSportTM Training course.
   3. Must complete continuing education and certification requirements as determined by U.S. Figure Skating.
   4. Must submit proof of current general liability insurance with limits of $1 million per occurrence/$5 million aggregate.
B. Instructor Compliance:
   1. Must be registered as a Learn to Skate USA® instructor member and complete the annual online certification course.
   2. If 18 years of age or older:
      a. Must successfully pass a U.S. Figure Skating background check; and
      b. Must complete the SafeSportTM Training course.

GR 13.02 Coaches Continuing Education and Certification Requirements

All coaches must complete annual continuing education and certification requirements, determined by U.S. Figure Skating.

GR 13.03 Coaches or instructors who do not fulfill the compliance requirements will be considered "non-compliant" coaches or instructors of U.S. Figure Skating and will not be allowed to coach athletes, nor have contact, either directly or indirectly, at any U.S. Figure Skating or member club activities or sanctioned events.

GR 13.04 Coaches and instructors must be compliant at the time that their coaching or instructing activity takes place.

Grievance and Disciplinary Rules

Grievance and Disciplinary Proceedings Rules

GDR 1.00 General Rules

GDR 1.01 All grievance and disciplinary matters must be filed and resolved pursuant to the procedures outlined in these Grievance and Disciplinary Rules. Notwithstanding the foregoing, (a) matters subject to the jurisdiction of the U.S. Center for SafeSport will be governed by the Rules set forth in SafeSport Proceedings below and not as part of Disciplinary Proceedings or Grievance Proceedings and (b) the U.S. Figure Skating Temporary Measures Policy (the "Temporary Measures Policy") contains alternate hearing, suspension and related provisions to these Grievance and Disciplinary Rules as set forth in the Temporary Measures Policy.

GDR 1.02 The individual or entity that is the subject of a disciplinary proceeding or grievance proceeding under these Grievance and Disciplinary Rules is referred to herein as the "Respondent."

GDR 1.03 If any required timelines or deadlines in this section fall on a weekend or federal holiday, they shall be deemed moved to the next business days.

GDR 1.04 Once a grievance has been filed or a disciplinary proceeding initiated in accordance with these Grievance and Disciplinary Rules, the Respondent may not cause themselves to be removed or excused from the grievance or disciplinary proceeding, as the case may be, by resigning their U.S. Figure Skating membership(s).

GDR 2.00 Conflicts

GDR 2.01 If any conflicts exist between these Grievance and Disciplinary Rules and the Official Rules, Board Policies, the Code of Conduct, the Standards of Professionalism and the Code of Ethics, these Grievance and Disciplinary Rules shall control, unless otherwise provided in the applicable Official Rules, Board Policies, or these Grievance and Disciplinary Rules. If any conflict exists between these Grievance and Disciplinary Rules and the Temporary Measures Policy, the Temporary Measures Policy will control, unless otherwise provided in the Temporary Measures Policy.

GDR 3.00 Fees, Costs and Expenses

Unless otherwise agreed to by the parties, each party shall bear their own fees, costs and expenses of any proceeding under these Grievance and Disciplinary Rules. No party is entitled to reimbursement from another, including from U.S. Figure Skating, for fees, costs or expenses associated with any proceedings under these Grievance and Disciplinary Rules. This does not prohibit a hearing panel under these Grievance and Disciplinary Rules from assessing fees, costs and expenses if the panel determines that an assessment is an appropriate sanction against a party to a grievance or disciplinary proceeding.

GDR 4.00 Retaliatory Conduct

As to any matter under review for an alleged SkateSafe®, SafeSport or ethics violation, retaliatory conduct is prohibited. Any member engaging in such conduct will be subject to disciplinary action under these Grievance and Disciplinary Rules.

GDR 5.00 Interim Suspension

GDR 5.01 The Administrative/Legal Group coordinator or U.S. Figure Skating Legal Counsel may suspend the Respondent pending an applicable review, hearing or appeal contemplated in these Grievance and Disciplinary Rules, if applicable law, including the Sports Act, does not otherwise prohibit such action. Such suspension authority is in addition to the Temporary Measures Policy and the suspension and interim measures, discipline and sanctions contemplated in GDR 5.02, each of which procedures supersede these Grievance and Disciplinary Rules.

GDR 5.02 In the event a member is criminally charged with alleged sexual abuse or misconduct, the U.S. Figure Skating CEO, in consultation with U.S. Figure Skating Legal Counsel, has the authority to suspend the member immediately. The suspension will remain in effect until the U.S. Center for SafeSport accepts jurisdiction over the matter pursuant to the SafeSport Proceeding Rules below and issues an interim measure or other discipline or sanction against the member.

GDR 6.00 Reciprocity with Other Organizations

GDR 6.01 Duly imposed disciplinary decisions of another organization against a member of U.S. Figure Skating will be honored by U.S. Figure Skating, except on a case-by-case basis, if necessary in order to comply with any applicable law, rule or requirement to which U.S. Figure Skating is subject, including the Sports Act or the USOPC Bylaws; or unless there are extenuating circumstances or compelling reasons for U.S. Figure Skating not to follow the disciplinary action of the other organization.

GDR 6.02 Such disciplinary decision of another organization against a member of U.S. Figure Skating will be reviewed by the Administrative/Legal Group coordinator, the Grievance Committee chair and the Ethics and Professional Standards Committee chair to determine if any of the exceptions to granting reciprocity in GDR 6.01 apply.

GDR 6.03 In the event such disciplinary decision of another organization is granted reciprocity by U.S. Figure Skating, the person who is subject to the decision to grant reciprocity may appeal as the Respondent under GDR 30.00.

Disciplinary Proceedings Rules

GDR 10.00 Ethics and Professional Standards Committee

The Ethics and Professional Standards Committee shall have jurisdiction over disciplinary matters arising under the Code of Ethics, the Code of Conduct, the Standards of Professionalism and any other Board Policy applicable to the conduct of coaches and officials, in order to take action under these Disciplinary Proceedings rules.

GDR 11.00 Reporting and Receipt of Matters

GDR 11.01 Reports regarding alleged violations of the Code of Ethics, the Code of Conduct, the Standards of Professionalism, or any other Board Policy applicable to the conduct of coaches and officials, may be made directly to U.S. Figure Skating at usfigureskating.org/skatesafe.

GDR 11.02 Matters regarding alleged violations of the Code of Conduct or Standards of Professionalism may also be referred to the Ethics and Professional Standards Committee by U.S. Figure Skating Legal Counsel.

GDR 12.00 Review of Matters

GDR 12.01 The chair of the Ethics and Professional Standards Committee, or the chair's designee, shall review within 30 days all reports received by the Ethics and Professional Standards Committee pursuant to DPR 2.00.

GDR 12.02 After review of any such report, the chair, or the chair's designee, may determine if further review is warranted by U.S. Figure Skating Legal Counsel, the Ethics and Professional Standards Committee, the SkateSafe Committee and/or any other appropriate Committee for action.

A. If the chair of the Ethics and Professional Standards Committee, or the chair's designee, determines that further proceedings are not warranted, the chair of the Ethics and Professional Standards Committee will so advise, in writing, the person making a report under GDR 12.00.
B. If the chair of the Ethics and Professional Standards Committee, or the chair's designee, determines that further proceedings are warranted, the chair of the Ethics and Professional Standards Committee, or the chair's designee, will so advise, in writing, the person making the report and indicate either:
    1. That such person may file a Grievance Statement as a Grievant under the Grievance Proceedings Rules below, or
    2. Alternatively, that the chair of the Ethics and Professional Standards Committee, or the chair's designee, in such person's sole discretion, has decided to file a Grievance Statement under the Grievance Proceedings Rules below, in which case U.S. Figure Skating will be the Grievant, with the chair of the Ethics and Professional Standards Committee, or the chair's designee, acting on behalf of U.S. Figure Skating.
C. In the event it is determined that there will be further proceedings, the chair of the Ethics and Professional Standards Committee, or the chair's designee, shall deliver a copy of the Grievance Statement to the Respondent(s), the chair of the Grievance Committee and U.S. Figure Skating Legal Counsel. Such notice shall be by any expeditious delivery system that provides reasonable evidence of delivery to the addressee.

GDR 13.00 Disciplinary Proceedings Regarding Standards of Professionalism.

A. For reports alleging a violation of the Standards of Professionalism by a coach or an official which do not rise to the level of a violation of the Code of Ethics or Code of Conduct and are related to their role of coaching or officiating, the chair of the Ethics and Professional Standards Committee or chair's designee may form a panel of three persons consisting of the chair of the Ethics and Professional Standards Committee or the chair's designee, in addition to two members selected from the Ethics and Professional Standards Committee, SkateSafe® Committee and/or Grievance Committees, one of whom will be an athlete member, to review the Grievance Statement and recommend an appropriate responsive action. The panel must consist of a minimum of 33.3 percent athletes and include impartial members who are familiar with the subject matter and the Standards of Professionalism.
B. Disciplinary actions related to Standards of Professionalism must impact only the member's role as a coach and/or as an official and not their membership or eligibility to participate in other roles in U.S. Figure Skating.
C. Disciplinary actions recommended by the panel must be approved by the Administrative/Legal Group coordinator and by U.S. Figure Skating Legal Counsel. Disciplinary actions may include, but are not limited to:
    1. Private or public letters of admonition;
    2. Required educational training(s) and/or assigned mentorship;
    3. Temporary suspension of a coach's certification up to one year;
    4. Temporary suspension of an official's appointment up to one year; and/or
    5. Temporary or permanent suspension of the ability to earn a promotion or a new official appointment.
D. A coach or official may appeal suspension of their certification and an official may appeal suspension of their appointment through the Grievance Committee by filing a Grievance Statement as a Grievant under the Grievance Proceedings Rules below.

Grievance Proceedings Rules

GDR 20.00 Authority to Initiate a Grievance Procedure

GDR 20.01 Initiation by Member. Any U.S. Figure Skating member (or the nonmember permanent legal guardian of a minor member) or any U.S. Figure Skating member club aggrieved or harmed by an alleged violation of a Bylaws, Rules or Policies (an **"Applicable Bylaws, Rules, or Policies"**) by any other U.S. Figure Skating member or member club, or by U.S. Figure Skating, may bring a grievance citing an alleged violation of the Applicable Bylaws, Rules, or Policies. The member or member club must be a member or member club in good standing both at the time the grievance is filed and at the time of the alleged violation of the Applicable Bylaws, Rules, or Policies. The forms and instructions for filing a grievance under these Grievance Proceedings Rules are available from U.S. Figure Skating headquarters upon request of a member or member club. Grievances can be filed for matters involving an individual's opportunity to participate and for alleged U.S. Figure Skating non-compliance of USOPC Bylaws or the Act. See GR 6.00-6.04 for additional information regarding anti-retaliation.

GDR 20.02 Initiation by U.S. Figure Skating. U.S. Figure Skating, by way of a grievance filed by any of the following on behalf of U.S. Figure Skating, may bring a grievance citing the alleged violation of an Applicable Bylaws, Rules, or Policies:

A. U.S. Figure Skating Legal Counsel;
B. The U.S. Figure Skating Administrative/Legal Group coordinator or the coordinator's designee;
C. The chair of the Grievance Committee or the chair's designee;
D. The chair of the Ethics and Professional Standards Committee or the chair's designee; or
E. The U.S. Figure Skating Board of Directors.

GDR 20.03 Time Period for Filing Grievance. A grievance must be filed:

A. Within 60 days of the occurrence of the alleged violation; or
B. Within 60 days of the discovery of the alleged violation.
C. If the alleged violation is under the jurisdiction of the U.S. Center for SafeSport or is under investigation by the SkateSafe® staff or committee, the time periods shall be tolled during the period of jurisdiction or investigation.

GDR 21.00 Process for Initiating Grievance Proceedings

GDR 21.01 The grievance process is started by filing a grievance statement (a "Grievance Statement") with the Grievance Committee chair. The Grievance Statement must be written and signed and include:

A. The name of the party filing the grievance (for purposes of these Grievance Proceeding Rules, the "Grievant");
B. The Grievant's address, telephone number, email address and U.S. Figure Skating registration number;
C. The name of the party (i.e., the Respondent) against whom the grievance is brought;
D. The Respondent's address, telephone number and, if known, the U.S. Figure Skating registration number and email address;
E. The name, address, telephone number and email address of any other party involved;
F. The Applicable Bylaws, Rules, or Policies allegedly violated;
G. A clear and concise statement of facts explaining the alleged violation, including all relevant dates;
H. A statement certifying that the Grievant attempted to resolve the matter and a description of the specific actions the Grievant took to resolve the matter; and
I. The action the Grievant wishes taken by U.S. Figure Skating.
J. The Grievant may attach supporting documentation and evidence, including a description of anticipated testimonial evidence, to the Grievance Statement.
K. The Grievant's signature along with the following language: "I declare under penalty of perjury that everything I have stated in this document is true and correct."
L. The Grievant must pay a $225 filing fee to U.S. Figure Skating when the Grievance Statement is filed. If the grievance that is the subject of the Grievance Statement is not accepted for proceedings by U.S. Figure Skating, the filing fee will be refunded. There is no fee for filing a SkateSafe® Complaint with U.S. Figure Skating or a report with the U.S. Center for SafeSport.

GDR 21.02 Receipt of Grievance Statement by Grievance Committee Chair

A. The Grievance Committee chair reviews the Grievance Statement after it has been filed to determine:
   1. Whether the allegations, if believed, establish a violation of Applicable Bylaws, Rules, or Policies;
   2. Whether the Grievance Statement complies with the requirements of GDR 21.01; and
   3. Whether the Grievance Hearing Panel (as defined below) has the authority to grant the relief requested.
B. Unless submission of the Grievance Statement was initiated by the review process under GDR 12.02(B), if the Grievance Statement alleges violations of the Code of Ethics, the Code of Conduct, the Standards of Professionalism, or any other Board Policy applicable to the conduct of coaches and officials, the Grievance Committee chair must promptly forward the Grievance Statement to the Ethics and Professional Standards Committee chair and U.S. Figure Skating Legal Counsel for action in accordance with the Disciplinary Proceedings Rules above.
C. If the Grievance Committee chair determines that the Grievance Statement complies with all applicable requirements, the Grievance Committee chair or the chair's designee shall, within two weeks of receipt of the Grievance Statement:
   1. Notify the Grievant, the Respondent, the U.S. Figure Skating President, CEO, Legal Counsel and Administrative/Legal Group coordinator of acceptance of the Grievance Statement; and

2. Forward a copy of the Grievance Statement and any attachments provided under GDR 22.01(J) to the Respondent(s) at the Respondent's last known address or the address maintained in the U.S. Figure Skating database and email address, if known, or to the Respondent's representative, if such representative and contact information is provided to U.S. Figure Skating in the Grievance Statement. This will constitute "notice." The person responsible for sending the documents to the Respondent must use any expeditious delivery system that provides reasonable evidence of delivery to the addressee, which will constitute proof that notice of the Grievance Statement was given to the Respondent.
3. If the alleged violation of Applicable Bylaws, Rules and Policies, is under the jurisdiction of the U.S. Center for SafeSport or is under investigation by the SkateSafe® staff or committee, the two-week time period shall be tolled during the period of jurisdiction or investigation.

D. If the Grievance Committee chair determines that the Grievance Statement does not comply with all applicable requirements of these Grievance Proceedings Rules, the Grievance Committee chair or the chair's designee must notify the Grievant. The notice must be in writing and explain the basis for the decision. The notice must be sent by any expeditious delivery system that provides reasonable evidence of delivery to the addressee, within two weeks of receipt of the Grievance Statement. The Grievant shall have two weeks from receipt of such notice to amend the Grievance Statement so that it complies with applicable requirements. The Grievance Committee chair shall forward a copy of the returned Grievance and decision statement to U.S. Figure Skating Legal Counsel for their consideration under these Grievance and Disciplinary Proceeding Rules.

GDR 21.03 Respondent's Reply to Grievance Statement

A. The Respondent may file a response to the Grievance Statement with the Grievant and the Grievance Committee chair or the chair's designee. If filed, the response must be in writing and signed with the following language: "I declare under penalty of perjury that everything I have stated in this document is true and correct." The Respondent may also include supporting documentation and evidence, including a description of anticipated testimonial evidence, with the response. The response must be filed within 30 days after delivery of the Grievance Statement to the address of the Respondent on file at U.S. Figure Skating headquarters, or to the Respondent's representative, if such representative and contact information is provided to U.S. Figure Skating in the Grievance Statement, by any expeditious delivery system that provides reasonable evidence of delivery. The Response will be delivered to the filing party and the identity of any witnesses that will appear at the hearing will be disclosed to all parties, pursuant to U.S. Figure Skating's Grievance Hearing Procedures and Guidelines.

B. Failure to participate in the grievance process by filing a Response constitutes an admission of the allegations made by the Grievant in the Grievance Statement and waives the Respondent's right to a hearing or appeal. After such an admission, the Grievance Committee chair will recommend appropriate relief to the Board of Directors and seek their agreement. If the Board concurs, the Grievance Committee chair's decision is final, binding and may not be appealed under the Rulebook. If a person is unable to file a Response by the deadline due to extenuating circumstances but still wishes for an opportunity to be heard, this must be communicated to the Grievance Committee Chair within the 30-day Response period.

GDR 21.04 Grievance Hearing Panel

A. After receiving a timely Response, the Grievance Committee chair or the chair's designee must appoint a "Grievance Hearing Panel" within two weeks and must deliver the Grievance Statement and the Response to the Grievance Hearing Panel.

B. The Grievance Hearing Panel must consist of at least three and no more than nine persons. The Grievance Committee chair or the chair's designee may select members from the Grievance Committee or Ethics and Professional Standards Committee. Athlete representatives must constitute at least 33.3 percent of the Grievance Hearing Panel. The Grievance Hearing Panel must be a disinterested and impartial body of individuals.

C. The Grievance Committee chair or the chair's designee may appoint a person who is not a member of U.S. Figure Skating. No more than one-third of the Grievance Hearing Panel may be non-members of U.S. Figure Skating. The Grievance Committee chair or the chair's designee selects the Grievance Hearing Panel chair.

D. The Grievance Committee chair or the chair's designee must advise the Grievant, Respondent, U.S. Figure Skating Legal Counsel, President and Administrative/Legal Group coordinator of the names of the Grievance Hearing Panel members promptly upon their appointment. Such notice may be verbal, but must be promptly confirmed in writing.

E. Either the Grievant or the Respondent may request the replacement of a Grievance Hearing Panel member. Such a request may be made solely on the basis of an alleged conflict of interest. The request must be in writing and delivered to the Grievance Committee chair or the chair's designee within 10 days of receipt of the names of the Grievance Hearing Panel members. The request must specify the basis for the request and provide all evidence supporting the request. The Grievance Committee chair or the chair's designee must, within five days of receipt of a request for removal, determine whether to grant the request and must notify the parties, U.S. Figure Skating Legal Counsel and the Administrative/Legal Group coordinator of the decision in writing. If the Grievance Committee chair or the chair's designee finds a conflict of interest, the Grievance Committee chair or the chair's designee must appoint a replacement. The Grievance Committee chair's or the chair's designee's decision is final, binding and may not be appealed under the Rulebook.

GDR 21.05 Grievance Hearing Guidelines

A. The Grievance Committee chair or the chair's designee, after consultation with the parties, will determine how the hearing will be conducted and provide written notification of such decision to the parties. The real-time hearing will be conducted at a time and place that all parties are able to attend. The hearing or completion of the investigation must occur within 90 days of the appointment of a Grievance Hearing Panel unless the Grievance Hearing Panel chair and the Grievance

Committee chair or the chair's designee concurrently decide that there are reasonable grounds for a delay, in which case they will grant a reasonable delay and notify the parties of the delay. Evidence will be distributed to all parties such that the evidence can be inspected within a reasonable time to prepare one's position in the matter.

B. The Grievant and Respondent may represent themselves throughout the grievance process or may be represented by a person of their choice. The USOPC's Athlete Ombuds is available as a resource as needed or applicable. Additional information regarding the Athlete Ombuds can be found through the USOPC's website, or through U.S. Figure Skating's Ombudsman policy located in the rules, policies, and governance section of the website.

C. The Grievance Hearing Panel chair will provide the Grievant, the Respondent and the Grievance Hearing Panel members with written procedures and guidelines to be followed.

D. All communications with the Grievance Hearing Panel before and after the hearing must be in writing and directed to the chair of the Grievance Hearing Panel. Communications during the hearing proceedings need not be in writing.

E. The Grievance Hearing Panel chair must ensure that a record of the hearing is made.

F. All parties must be given a reasonable opportunity to present oral or written evidence, to cross-examine witnesses and to present such factual or legal claims as desired. The rules of evidence will not be strictly enforced; instead, rules of evidence generally accepted in administrative proceedings will be applicable. The Grievance Hearing Panel will determine admissibility, relevance and materiality of the evidence offered and may exclude evidence deemed by the Grievance Hearing Panel to be cumulative or irrelevant. The Grievance Hearing Panel has the right to question witnesses or parties to the proceeding at any time.

G. The Grievant has the burden of supporting the Grievance Statement by a preponderance of the evidence.

H. Within 20 days of the conclusion of a hearing, the Grievance Hearing Panel must issue a written decision including findings of fact, the Applicable Bylaws, Rules, or Policies upon which the decision is based and the reasoning behind the decision. The Grievance Committee chair or the chair's designee may extend the timeline for a written decision at their discretion, but shall provide notice to the parties of the extension. The decision must be sent to the Grievance Committee chair, Grievant and Respondent and the U.S. Figure Skating President, CEO, Legal Counsel, and Administrative/Legal Group coordinator by any expeditious delivery system that provides reasonable evidence of delivery.

I. The jurisdiction of the Grievance Hearing Panel ceases and Grievance Hearing Panel members will be discharged when the written decision is issued.

GDR 21.06 Stipulated Resolution of a Grievance

A. The Grievant, Respondent and the Grievance Committee chair or the chair's designee may informally discuss the Grievance and reach a resolution to the Grievance prior to the Grievance Hearing Panel actually hearing the Grievance. If a resolution is voluntarily reached by the Grievant and Respondent, which is approved by the Grievance Committee chair, the resolution will be submitted to the Board of Directors for their concurrence.

B. If the Grievant is U.S. Figure Skating, then the stipulated resolution of the Grievance must be agreed to by the Respondent, the President of U.S. Figure Skating and the CEO of U.S. Figure Skating. The stipulated resolution of such a grievance will be submitted to the Board of Directors for its concurrence.

GDR 22.00 Selection of Persons to Serve on Grievance Hearing Panels

GDR 22.01 The Grievance Committee chair shall select persons to serve on Grievance Hearing Panels in accordance with the provisions of GDR 22.04.

GDR 22.02 The Grievance Committee chair shall make every effort to ensure that all members of the Grievance Committee serve on a Grievance Hearing Panel in a given year before any member is assigned to serve on more than one Grievance Hearing Panel.

GDR 23.00 Confidentiality/Publication

GDR 23.01 Confidentiality concerning the subject matter of a grievance and associated grievance proceeding must be maintained by all parties and participants until the grievance process is final.

GDR 23.02 The identity of all Grievance Hearing Panelists and non-party witnesses must at all times remain confidential and must not be divulged by any party or witness unless a panelist or non-party witness expressly consents in writing to publish their name.

GDR 23.03

A. Once a final decision is issued, U.S. Figure Skating must publish the following information in SKATING magazine and on usfigureskating.org:
   1. The name of the Grievant and Respondent;
   2. The nature of the grievance and the Applicable Bylaws, Rules or Policies alleged to have been violated; and
   3. The outcome of the grievance and discipline imposed, if any.

B. When a grievance is resolved by stipulated resolution under GPR 22.06 that includes, as a part of the stipulated resolution, discipline of the Respondent involving suspension or termination of Respondent's U.S. Figure Skating membership, U.S. Figure Skating must publish the following information on usfigureskating.org:
   1. The name of the Grievant and Respondent;
   2. The nature of the grievance and the Applicable Bylaws, Rules or Policies alleged to have been violated; and
   3. The outcome of the Grievance and discipline imposed, if any.

GDR 23.04 Notwithstanding the foregoing Rules, the Grievance Hearing Panel may impose confidentiality restrictions or other limitations on the ability of the parties, witnesses or other participants in the grievance proceeding to divulge information

relative to the grievance proceeding, if the Grievance Hearing Panel determines that circumstances warrant such restriction.

GDR 23.05 The confidentiality Rules set forth herein are not intended to prevent a party to a grievance proceeding from disclosing information relative to the grievance proceeding if properly pursuing remedies legally available to such party in a forum in which the party in good faith believes there is proper jurisdiction.

Appeal Procedures Rules

GDR 30.00 Appeal from Regular Grievance or Disciplinary Proceedings

GDR 31.00 Appellate Panel

The "Appellate Panel" consists of three persons appointed by the chair of the Grievance Committee for a one-year term.

A. One appointed member must be an athlete and all members of the Appellate Panel must meet one of the following qualifications:
   1. Member of the Board of Directors within the 10 years prior to the appointment (but is not currently a member of the Board of Directors);
   2. Chair of either the Ethics and Professional Standards Committee or the Grievance Committee within the 10 years prior to the appointment (but is not currently serving as Ethics and Professional Standards Committee chair or Grievance Committee chair); or
   3. An attorney licensed to practice in any state.
B. If one or more of the appointed persons has a conflict of interest, a substitute panelist will be appointed by the chair of the Grievance Committee to serve for that appeal. The substitute panelist must meet the same qualifications as the appellate panel member.
C. An Appellate Panel will retain jurisdiction of any appeal that is filed during its one-year term.

GDR 32.00 Notice of Appeal

A. Either the Grievant or the Respondent may appeal the decision of the Grievance Hearing Panel for either a grievance or disciplinary matter to the Appellate Panel by filing a written notice of appeal, including statement of the grounds for such appeal, with the chair of the Grievance Committee within 30 days of the receipt of the Grievance Hearing Panel's decision.
B. Upon receiving written notice of appeal, the chair of the Grievance Committee will promptly notify, in writing and deliver a copy of the notice of appeal to the members of the Appellate Panel, the chair of the Grievance Hearing Panel and all other parties to the proceeding.
C. Other parties to the proceeding may, within 10 days of receipt of the notice of appeal, submit a written statement in response to the appeal; such statement must be delivered to all other parties to the proceeding and the chair of the Grievance Committee.
D. The chair of the Grievance Hearing Panel must promptly deliver the record of the hearing to U.S. Figure Skating Legal Counsel and the Administrative/Legal Group coordinator after receipt of the notice of appeal.

GDR 33.00 Appeal Guidelines

A. An appeal of a decision of a Grievance Hearing Panel will be based solely upon an allegation that such panel acted erroneously and must include the allegation that the Grievance Hearing Panel incorrectly interpreted or applied the Applicable Bylaws, Rules or Policies, or erred in the analysis of such Applicable Bylaws, Rules or Policies as applied to the facts at hand.
B. The Appellate Panel's decision on the appeal must be based solely on the record of the hearing delivered by the Grievance Hearing Panel. No new evidence may be presented.
C. The Appellate Panel members will each receive a copy of the record of the hearing and, within 30 days of receipt of the record of hearing, the Appellate Panel will meet to review the appeal. The meeting can be held in person or by remote communication using any form of telecommunication or electronic communication that allows all persons participating in the meeting to audibly communicate with each other contemporaneously during the meeting.

GDR 34.00 Appellate Panel Decision

A. The Appellate Panel will issue its written decision within 10 days of the conclusion of its meeting to review the appeal.
B. The decision will be delivered to the parties to the proceeding and to the chair of the Grievance Committee.
C. The decision of the Appellate Panel will be final on its terms, unless the decision involves a matter that is subject to being submitted to arbitration as described in GDR 35.00 below.

GDR 35.00 Arbitration

A. If the decision of the Appellate Panel arises from a controversy involving recognition of U.S. Figure Skating as a NGB or involves the opportunity of any eligible athlete, coach, trainer, manager, administrator or official to participate in athletic competition as protected by the USOPC Bylaws, upon demand of the affected person, the decision of the Appellate Panel may be submitted to arbitration in accordance with applicable provisions of the USOPC Bylaws and the standard commercial arbitral rules of the arbitral organization designated by the USOPC (the "Arbitral Organization").
B. Such arbitration will be conducted at the office of the Arbitral Organization nearest to the headquarters of U.S. Figure Skating unless the parties otherwise agree.
C. The decision of the Arbitral Organization and any charges of the arbitrator will be borne by the party against whom the decision of the arbitrator is rendered except as otherwise agreed by the parties.

Expedited Proceedings Rules

GDR 40.00 Expedited Proceedings

GDR 40.01. Notwithstanding any other provisions of the Applicable Bylaws, Rules or Policies to the contrary, when compliance with regular procedures contained in the Applicable Bylaws, Rules or Policies would not, in the discretion of the chair of the Grievance Committee, be likely to produce a sufficiently early decision to do justice to the affected parties, including, but not limited to, matters affecting an ongoing, scheduled or impending U.S. Figure Skating qualifying competition or any competition protected by the USOPC Bylaws or the Sports Act, the matter may be summarily heard and decided on an expedited basis as provided in these Expedited Proceedings Rules.

GDR 40.02 The member or member club subject to an expedited grievance or disciplinary proceeding must be given such notice and opportunity for a hearing as time and circumstances may reasonably dictate within the discretion of the chair of the Grievance Committee.

GDR 40.03 Expedited hearings may be conducted at the site of the athletic competition, at a site convenient to the parties as designated by the chair of the Grievance Committee or by remote communication using of any form of telecommunication or electronic communication that allows all persons participating in the meeting to audibly communicate with each other contemporaneously during the meeting.

GDR 41.00 Expedited Hearing Panels

GDR 41.01 Composition of Expedited Hearing Panels: Expedited Hearing Panels must consist of at least three members including one athlete member. These persons may be members or non-members of U.S. Figure Skating; however, non-members of U.S. Figure Skating must not exceed one-third of any panel. The Grievance Committee chair must select the Hearing Panel chair. The Expedited Hearing Panel's jurisdiction ceases and Expedited Hearing Panel members are discharged when a written decision is issued.

GDR 41.02 Appointment of Expedited Hearing Panel Members

A. Expedited Hearing Panels for qualifying competitions (excluding National Qualifying Series events) and competitions protected under the USOPC Bylaws and the Sports Act:
   1. The Grievance Committee chair annually selects a chair and two additional members of separate Expedited Hearing Panels to hear grievance or disciplinary matters regarding the participation of a competitor in a U.S. Figure Skating qualifying competition or other competitions protected by the USOPC Bylaws and the Sports Act and all World, Olympic and international competitions.
   2. The selection and naming of the Expedited Hearing Panel for the specified competitions shall occur annually and the names of the Expedited Hearing Panels' members must be available on request from U.S. Figure Skating headquarters.
   3. No U.S. Figure Skating official who is officiating at the event in question and/or at a sectional singles final, U.S. Pairs Final, U.S. Ice Dance Final, synchronized sectional championship, adult sectional championship, the U.S. Figure Skating Championships, the U.S. Synchronized Skating Championships, the U.S. Adult Figure Skating Championships, the U.S. Collegiate Figure Skating Championships, an ISU World Championship and/or an Olympic Games for the same discipline in the same season may serve on any Expedited Hearing Panel convened under this section.
   4. If the jurisdiction of an Expedited Hearing Panel is challenged because a grievance or disciplinary proceeding is initiated between competitions, or otherwise, the Grievance Committee chair determines which Expedited Hearing Panel will preside. Such decision is final, binding and not appealable under the Rulebook.

B. All other Expedited Hearing Panels: The Grievance Committee chair selects a chair and two additional members to hear grievance or disciplinary matters, other than those specified under GDR 42.02(A) on a case by case basis in accordance with these Grievance and Disciplinary Proceeding Rules.

GDR 42.00 Expedited Hearing Procedures

A. Filing a request for an Expedited Hearing for qualifying competitions and competitions protected under the USOPC Bylaws or the Sports Act:
   1. Any aggrieved U.S. Figure Skating member, member club or the Ethics and Professional Standards Committee chair (each of whom shall be the Grievant) may initiate a grievance or disciplinary proceeding on an expedited basis pursuant to these Expedited Proceedings Rules by notifying the Grievance Committee chair verbally as soon as the substance of the grievance or disciplinary matter becomes known, followed within 24 hours by a written Grievance Statement. The verbal notice and written Grievance Statement must include:
      a. A statement of fact, including the alleged harm or potential harm to the Grievant;
      b. The provisions of the Rulebook allegedly violated;
      c. The name of the Respondent against whom the Grievance is brought;
      d. The specific relief requested from U.S. Figure Skating.
      e. The signature of the Grievant with the following language: "I declare under penalty of perjury that everything I have stated in this document is true and correct."
   2. Upon verbal notice, the Grievance Committee chair must promptly notify the Respondent, the appropriate Expedited Hearing Panel, the Competitions Committee chair and the chief referee of the subject competition, or, in the case of an international competition, the International Committee chair.

3. Upon receipt of the written Grievance Statement, the Grievance Committee chair must forward copies to the:
   a. Respondent;
   b. Expedited Hearing Panel members;
   c. Competitions Committee chair and chief referee; or the International Committee chair; and
   d. U.S. Figure Skating President, CEO, Legal Counsel and Administrative/Legal Group coordinator.
4. An Expedited Hearing Panel may not usurp the power of a referee as authorized in Rules of Sport 1210 and Rules of Sport 1500-1505.

B. Filing a request for an Expedited Hearing for all other matters:
1. If the Grievance Committee chair determines that compliance with regular procedures would not likely produce a timely decision under the circumstances, any aggrieved U.S. Figure Skating member or member club or the Ethics and Professional Standards Committee chair, as the Grievant, may initiate a grievance or disciplinary proceeding on an expedited basis as set forth in these Expedited Proceedings Rules by notifying the Grievance Committee chair in writing as soon as the substance of the grievance or disciplinary matter becomes known. Such notice must include:
   a. A concise statement of fact including the alleged harm to the Grievant;
   b. The provisions of the Rulebook allegedly violated;
   c. The Respondent against whom the Grievance is brought;
   d. The specific relief requested from U.S. Figure Skating; and
   e. The signature of the Grievant with the following language: "I declare under penalty of perjury that everything I have stated in this document is true and correct."
2. Upon such notice, the Grievance Committee chair must promptly appoint an Expedited Hearing Panel and must promptly notify the Respondent, the chair of any U.S. Figure Skating committee affected and the U.S. Figure Skating President, CEO, Legal Counsel and Administrative/Legal Group coordinator.

C. The Expedited Hearing:
1. The Expedited Hearing Panel will conduct the hearing on an expedited basis in any manner the Grievance Committee chair deems reasonable and necessary under the particular circumstances.
2. The Expedited Hearing Panel chair must advise all parties of the procedures to be followed.
3. The decision of the Hearing Panel may be announced verbally as soon as a decision is reached. A written decision including findings of fact, the provisions of the Rulebook upon which the decision is based and the reason for the decision must be promptly issued no later than 10 days after the hearing. The verbal and written decision must be provided to the Grievant and Respondent, the U.S. Figure Skating President, CEO, Legal Counsel, Administrative/Legal Group coordinator and the Grievance Committee chair.

GDR 43.00 Appeal from Decisions of Expedited Hearing Panels

GDR 43.01 Appeals from decisions heard on an expedited basis will be taken only in accordance with the following procedures.

GDR 43.02 Appeal from decisions of Expedited Hearing Panels for qualifying competitions and competitions protected under the USOPC Bylaws and the Sports Act:

A. Appeals from the decision of an Expedited Hearing Panel may be taken directly to the Appellate Panel by verbal notice, followed within 24 hours by written notice, to the Grievance Committee chair, U.S. Figure Skating Legal Counsel, and the Administrative/Legal Group coordinator. The Appellate Panel will conduct an Expedited Appeal on such a basis as it deems reasonable and necessary under the particular facts and circumstances in order to afford the affected parties an opportunity to be heard.

B. The Appellate Panel's decision is final, binding and not reviewable, unless the decision involves the opportunity of any eligible athlete, coach, trainer, manager, administrator or official to participate in athletic competition as protected by the USOPC Bylaws, in which event, upon demand of the affected person, the decision of the Appellate Panel may be submitted to arbitration by any party in accordance with the standard commercial arbitral rules of the arbitral organization designated by the USOPC (the "Arbitral Organization"). Such arbitration shall be conducted at the office of the Arbitral Organization nearest to U.S. Figure Skating headquarters unless the parties otherwise agree. The party against whom the decision is rendered must bear the cost of the Arbitral Organization and any charges of the arbitrator, except as otherwise agreed by the parties.

GDR 43.03 Appeals from decision of Expedited Hearing Panels for all other matters:

No appeals may be taken within U.S. Figure Skating from any decision of an Expedited Hearing Panel arising under GDR 42.00 (B). The decision of such Hearing Panels is final, binding and not appealable under the Bylaws and Official Rules.

SafeSport Proceedings Rules

GDR 50.00 U.S. Center for SafeSport – Sexual Abuse or Misconduct

As an NGB of the USOPC, U.S. Figure Skating is required to adhere to the athlete safety rules and regulations of the USOPC and the U.S. Center for SafeSport. Additionally, USOPC Bylaw Section 8.4.1 (as such may be amended, modified or replaced from time to time) provides that, as a condition of membership in the USOPC, each NGB must comply with the policies and procedures of the independent organization designated by the USOPC to investigate and resolve violations of sexual abuse and misconduct. The USOPC has designated the U.S. Center for SafeSport as that organization. The current U.S. Center for SafeSport rules, policies and procedures are available at the offices of U.S. Figure Skating or online at www.uscenterforsafesport.org and the U.S. Figure Skating SkateSafe® rules, policies and procedures are available at the offices of U.S. Figure Skating and online at www.usfigureskating.org.

GDR 51.00 Jurisdiction of U.S. Center for SafeSport

GDR 51.01 The investigation and adjudication of matters involving allegations or reports of sexual abuse or misconduct, or other violations of U.S. Figure Skating's SkateSafe® Policies that involve prohibited conduct that is reasonably related to and accompanies an alleged violation involving sexualized behavior (see U.S. Figure Skating Policy Statement on Harassment and Abuse and the current edition of the U.S. Figure Skating SkateSafe® Handbook) are subject to the jurisdiction of the U.S. Center for SafeSport in accordance with the requirements of the USOPC and as set forth in the U.S. Center for SafeSport bylaws or other U.S. Center for SafeSport governing documents.

GDR 51.02 Rules and procedures to be followed by U.S. Figure Skating and its members and member clubs in dealing with allegations or reports of sexual abuse or misconduct, or other violations of U.S. Figure Skating's SkateSafe® Policies that fall within the jurisdiction of the U.S. Center for SafeSport and the enforcement of discipline or other sanctions issued by the U.S. Center for SafeSport, are set forth in the applicable policies and disciplinary procedures of the U.S. Center for SafeSport, these Grievance and Disciplinary Proceeding Rules and other Official Rules.

GDR 52 .00 No Limitation on Reporting.

There is no time limitation for submitting a report or filing a complaint for matters involving allegations of sexual abuse or sexual misconduct.

Membership Rules

Management Rules for Full, Interim and Provisional Member Clubs

MR 1.00 Principal and Additional Skating Headquarters

Each club must designate one location as its principal skating headquarters. This location should be the ice rink where the majority of the club's skating activities takes place. Changes to the principal skating headquarters will require submission of a facility usage form to U.S. Figure Skating and permission from any club that has already designated that location as its principal headquarters. Clubs may register additional ice rink locations with U.S. Figure Skating for insurance purposes.

MR 2.00 Application for Club Membership

MR 2.01 Any club meeting the qualifications for membership and desiring admission as a club member of U.S. Figure Skating must file an application with U.S. Figure Skating using the forms and procedures set forth on the U.S. Figure Skating website and submit the required application fee.

MR 2.02 Applications may be submitted at any time during the year.

MR 3.00 Qualifications for Interim Club Membership

MR 3.01 In order to apply for Interim Club Membership, an applicant club must have been operating as an organized club for at least six months prior to the date of application. A club is deemed to be organized when an election of officers and directors has taken place and the club's Governing Documents have been approved by the general membership of the club.

A. The club's officers must include a president, vice president, secretary and treasurer.

B. The Governing Documents of a club should be in a form that is similar to the sample Governing Documents approved by U.S. Figure Skating for member clubs, including a conflict resolution process, or in such form as is acceptable to the Membership Committee and which calls for the election of officers and directors in accordance with generally accepted parliamentary procedures.

MR 3.02 An applicant club must have arrangements for ice time for its members, either at a rink or at some other place where ice is available for the exclusive use by the club.

MR 3.03 An applicant club must have at least 25 home club members, 10 of whom must be adult members over the age of 18. Clubs that are unable to meet this requirement and wish to remain active may be approved at the discretion of the chair of the Membership Committee.

MR 3.04 An applicant club must have a program for the use of its ice time, which, as a general practice, provides for separate periods on a regular basis for one or more of the following: free skating, ice dance, synchronized skating or other figure skating programs.

MR 3.05 An applicant club may have coaches that serve as directors so long as they do not collectively constitute a majority of the applicant club's board of directors. In addition, eligible coaches may serve as officers of a member club, so long as, collectively, they do not constitute a majority of the total officer positions.

MR 3.06 Applications for admission to Interim Club Membership will be thoroughly reviewed by U.S. Figure Skating. This review will include any club using the same principal skating headquarters. An applicant club may be granted membership as an Interim Club by the chair of the Membership Committee.

MR 3.07 Interim Club Membership will not be granted if the applicant club will use the principal skating headquarters of an existing Full Member Club and such club objects to the granting of membership in U.S. Figure Skating. If such Full Member Club does object, valid reasons must be given in support of that objection. The objection will be fully reviewed by the Membership Committee.

MR 3.08 If an application for Interim Club Membership is approved, the club's officers, directors and all figure skating members of an applicant club must be registered or must register with U.S. Figure Skating within 30 days after receipt of notification of its acceptance to Interim Club Membership.

MR 3.09 The officers and directors of a club must be Home Club Members of said club.

MR 3.10 An applicant club failing to meet any of the requirements for Interim Member Club status, may have its Interim Club membership cancelled.

MR 4.00 Qualifications for Provisional Club Membership

MR 4.01 Provisional Club Membership will only be granted by the Governing Council at or in connection with its annual meeting.

MR 4.02 The chair of the Membership Committee will report and will recommend Interim Member Clubs for Provisional status to the U.S. Figure Skating secretary in care of U.S. Figure Skating headquarters by March 1. Such report and recommendations will be included in the notice for the annual meeting of the Governing Council. The Governing Council will either accept or reject the Interim Clubs as Provisional Clubs.

MR 4.03 An applicant club failing to meet any of the requirements for Provisional Member Club status may be kept on Interim status for one additional year.

MR 5.00 Qualifications for Full Club Membership

MR 5.01 Approval of Full Club Membership is contingent upon fulfilling requirements specified by the Membership Committee.

MR 5.02 Full Club Membership will only be granted by the Governing Council at or in connection with its annual meeting.

MR 5.03 The chair of the Membership Committee will report and will recommend Provisional Member Clubs for full status to the U.S. Figure Skating secretary in care of U.S. Figure Skating headquarters by March 1. Such report and recommendations will be included in the notice for the annual meeting of the Governing Council. The Governing Council will either accept or reject the Provisional Clubs as Full Member Clubs.

MR 6.00 Obligations of Full, Provisional and Interim Member Clubs

MR 6.01 A member club, whether full, Provisional, or Interim, must:

A. Promote figure skating on ice for the benefit of the sport.
B. Conduct its affairs in accordance with the club's Governing Documents and in accordance with the Bylaws, Official Rules and Policies of U.S. Figure Skating.
C. Maintain duly adopted Governing Documents that provide for:
    1. The election of officers and directors;
    2. A process for resolving conflicts and grievances; and
    3. The calling of a general membership meeting upon petition by at least 10 percent of members with voting rights; or in clubs with fewer than 50 members, at least five voting members.
D. Hold an annual meeting at which members with voting rights elect officers and directors in accordance with the club's governing documents.
E. Report the results of director and officer elections to U.S. Figure Skating headquarters within 10 days after the election.
F. Remain current on all financial obligations as required under the Bylaws and Official Rules.
G. Maintain a current copy of the club's Governing Documents on file with U.S. Figure Skating headquarters and notify headquarters of any amendments within 30 days after adoption. The most recent version on file with U.S. Figure Skating headquarters will be used if a grievance is filed.
H. Comply with club ethics provisions.
I. Maintain arrangements during the normal skating season to provide ice time for its members.
J. Maintain a minimum membership of 25 home club members, at least ten of which must be adult members. (Clubs unable to meet this requirement may apply for a waiver of this requirement from the Membership Committee of U.S. Figure Skating.)
K. Require all officers, directors and Governing Council delegates to be registered Home Club Members of the club.
L. Ensure that coaches do not constitute a majority of the club's board of directors or officer positions.
M. Appoint a SkateSafe® compliance chair responsible for ensuring the club's compliance with current SkateSafe® policies and procedures. If a club does not appoint a SkateSafe® compliance chair, the club's president automatically assumes this role.

MR 6.02 Failure of a member club to comply with any of the membership Rules may constitute the basis for appropriate action by the Membership Committee to place such club on inactive or suspended status.

MR 7.00 Privileges of Interim, Provisional and Full Member Clubs

MR 7.01 Duly admitted Interim, Provisional and Full Member Clubs have the following privileges of membership:

A. Hosting test sessions;
B. Obtaining performance sanctions;
C. Obtaining non-qualifying competition sanctions;
D. Registering members with U.S. Figure Skating; and
E. Obtaining general liability insurance for sanctioned and approved events and activities through U.S. Figure Skating.
F. In addition to the privileges set forth in A-E above, Full Member Clubs have the following privileges of membership:
    1. Bidding to host qualifying competitions; and
    2. Voting through delegates at Governing Council.

MR 8.00 Unfair Practices and Club Ethics

MR 8.01 A member club may file a written complaint with the chair of the Membership Committee if the club has reason to believe that unfair practices, prejudicial to the club, are being employed by another club. Unfair Practices may include, but are not limited to:

A. It is an unfair practice for a member club or a club applying for Interim and/or Provisional membership to bid for or attempt to usurp ice time currently being used by or negotiated for by a Full Member Club or another club that has applied for Provisional membership at its principal skating headquarters and other locations listed in U.S. Figure Skating database.
B. It is an unfair practice for a member club (Full, Interim or Provisional) to conduct tests or sanctioned events such as ice shows, exhibitions, Learn to Skate USA® programs, or competitions at the principal skating headquarters of another member club (Full, Interim or Provisional), without first having obtained the permission of the other member club. Such permission will not be unreasonably withheld. If a facility usage form is not on file with U.S. Figure Skating headquarters for the current season, permission is not required. Please consult the facility usage guidelines on the Club Management section of the U.S. Figure Skating website.

MR 8.02 Unfair practices and decisions of the Membership Committee or Board of Directors thereon may be grieved by the affected member club or the club applying for Provisional Membership by filing a grievance in accordance with the Disciplinary

and Grievance Rules. From the date of receipt of its application by the Membership Committee, when such application is accompanied by the dues required, an applicant club will have the right to grieve such an unfair practice, provided, however, that this Rule will in no way operate to extend the time for filing a grievance as set forth in the Disciplinary and Grievance Rules.

MR 9.00 Inactive Member Clubs

MR 9.01 Inactive status is an administrative status granted to clubs by the Membership Committee when they are temporarily unable to maintain their eligibility as a Full Club but wish to remain affiliated with U.S. Figure Skating.

MR 9.02 Inactive member clubs lose the privileges membership set forth in MR 7.01; provided, however, that individual members registered through the club will retain the same privileges as members of a Full Member Club.

MR 9.03 Inactive status may be granted for one year to a club that submits the required documentation, including the minutes of the board meeting or general membership meeting at which inactive status was approved. Documentation must be submitted by the current board of directors recognized by U.S. Figure Skating. Inactive status may be extended if it is in the best interests of figure skaters in that area. Clubs holding inactive status must maintain a board of directors or, at the minimum, club officers. Inactive clubs must file with U.S. Figure Skating headquarters a current list of officers each year.

MR 9.04 A club holding inactive status may apply to return to active membership by submitting to the Membership Committee the required documentation, including the minutes of the board meeting or general membership meeting at which restoration to active status was approved and documentation establishing their ability to meet the applicable membership requirements.

MR 9.05 Upon approval of the chair of the Membership Committee, the club may be restored to active membership status. Because the club is an existing member club, no membership investigation or additional vote of approval is required. Restoration to active status will be reported at the next Governing Council meeting.

MR 10.00 Suspended Member Clubs

MR 10.01 A "suspended member club" is a club that has forfeited all its rights and privileges as a club due to disciplinary action taken against it by the Membership Committee or the Board of Directors for violations of the Bylaws or Official Rules.

MR 10.02 Clubs that have been suspended and wish to be considered for return to active membership in U.S. Figure Skating will be required to demonstrate the violations which caused them to be suspended have been rectified. Return to active status will be by vote of the Governing Council with prior approval of the Board of Directors.

Rules for Collegiate Clubs

MR 20.00 Applying to Become a Collegiate Club

MR 20.01 Any college or university may become a collegiate club member at any time upon written application, compliance with the requirements of U.S. Figure Skating and approval of its application by the Membership Committee. To qualify for membership as a collegiate club the applicant must:

A. Be an individual college or university and agree to abide by these Official Rules;
B. File application on the forms supplied by U.S. Figure Skating headquarters; and
C. Submit with the application, payment of the annual dues specified for collegiate clubs.

MR 21.00 Privileges of Collegiate Clubs

MR 21.01 Collegiate clubs have the privilege of hosting test sessions, hosting intercollegiate competitions, obtaining performance sanctions and having home club members. Collegiate clubs do not have voting rights at Governing Council.

Rules for Aspire

MR 30.00 Aspire Registered Programs

An Aspire program must be registered with U.S. Figure Skating. The role of Aspire is to support figure skaters in their transition from Learn to Skate USA through introductory figure skating. Aspire programs may be an affiliated part of a Member Club.

MR 31.00 Privileges of Aspire Program Membership

A. Utilize the official Aspire curriculum and materials
B. Register members as Aspire Members of U.S. Figure Skating
C. If the Aspire Program is affiliated with a Full Member Club, count registered Aspire Program members towards the Full Member Club's registered members for the purposes of determining the Full Member Club's delegates to the Governing Council and applicable dues.

MR 32.00 Responsibilities of Aspire Program Membership

A. Register all participating skaters using the curriculum and materials;
B. Follow the Official Rules, Policies and procedures of U.S. Figure Skating and of Compete USA if participating in Compete USA competitions; and
C. Comply with all SkateSafe® policies and procedures.

Rules for Learn to Skate USA®

MR 40.00 Learn to Skate USA® Registered Programs

The role of Learn to Skate USA® is the development of basic skills skating in the United States and whose members are U.S. Figure Skating members. A Learn to Skate USA® program must register with U.S. Figure Skating and remain in good standing.

MR 41.00 Privileges of Learn to Skate USA Program Membership

A. Utilize the official Learn to Skate USA curriculum and materials;
B. Register members as part of the Learn to Skate USA program;
C. Register instructors as part of the Learn to Skate USA program;
D. Hold official Compete USA Competitions; and
E. Hold ice shows, exhibitions endorsed by Learn to Skate USA that do not include U.S. Figure Skating members who have competed at the U.S. Figure Skating Championships within the past two seasons.

MR 42.00 Responsibilities of Learn to Skate USA Programs

A. Register all participating skaters utilizing curriculum and materials with Learn to Skate USA;
B. Follow rules, policies and procedures of the Learn to Skate USA and Compete USA program; and
C. Comply with all SkateSafe® policies and requirements.

MR 43.00 U.S. Figure Skating Policy on Learn to Skate USA®

A. U.S. Figure Skating agrees that the participation of U.S. Figure Skating members in skating activities endorsed by Learn to Skate USA®, such as recitals, shows and exhibitions and tests is hereby permitted without violating the Official Rules of U.S. Figure Skating, provided that such activities (1) are conducted by Learn to Skate USA® registered rinks, clubs or skating schools in their normal course of business; (2) are not conducted by or for the benefit of a third party that exceeds the spirit of this special permission; (3) do not include the participation of U.S. Figure Skating member skaters who are or have been active U.S. Figure Skating Championships competitors at or above the junior level within the past two years unless participation has been permitted as described below; and (4) are not intended for television or Internet broadcast or rebroadcast. This paragraph represents a grant of special permission from U.S. Figure Skating, in the spirit of cooperation with Learn to Skate USA®, to allow its members to participate in skating activities endorsed by Learn to Skate USA® without the need for a separate U.S. Figure Skating sanction. However, Learn to Skate USA® activities exceeding the scope of this paragraph are not covered in this grant of special permission; therefore, U.S. Figure Skating members participating in such activities will be in violation of the Official Rules and Policies of U.S. Figure Skating unless U.S. Figure Skating approval by way of sanction, Eligible Skater's Compensation Agreement (ESCA) or special permission is obtained.
B. Compete USA competitions are governed separately by the specific rules for Compete USA competitions.

MR 43.01 Learn to Skate USA® is entirely independent from and not a prerequisite to, the official figure, skating skills, singles, pair or dance tests of U.S. Figure Skating.

MR 44.00 Dues of Learn to Skate USA® Members

The dues of Learn to Skate USA® members will be determined by the Board of Directors and published annually on the program's Web page at learntoskateusa.com. Upon payment of dues, Learn to Skate USA® members will receive a membership card and other information as applicable.

MR 45.00 Learn to Skate USA® Members

Learn to Skate USA® membership is available to persons registered for and participating in Learn to Skate USA® programs.

MR 46.00 Privileges of Learn to Skate USA® Membership

A. Eligibility to participate in Learn to Skate USA® activities and programs; and
B. Eligibility to participate in Compete USA competitions.

MR 46.01 Learn to Skate USA® members are not eligible to participate in the U.S. Figure Skating test structure.

MR 46.02 Learn to Skate USA® members are not eligible to serve as delegates to the Governing Council and will have no voting rights with respect to the governance of U.S. Figure Skating.

Rules for Teams

MR 50.00 Applying for Membership as a Team

MR 50.01 Teams consist of registered members who are subject to the Official Rules of U.S. Figure Skating. Any team may become a team member of U.S. Figure Skating at any time upon written application, compliance with the requirements of U.S. Figure Skating and approval of its application by the Membership Committee. To qualify for membership as a team the applicant must:

A. File application on the forms supplied by U.S. Figure Skating headquarters or online at usfigureskating.org;
B. Submit, with the application, payment of the annual dues specified for the applicable team membership; and
C. Be in good standing within the meaning of these Official Rules.

MR 51.00 Categories of Teams

A. High school teams
B. Intercollegiate teams
C. Synchronized skating teams
D. Theatre On Ice teams

MR 52.00 Privileges of Teams

Eligibility to compete in U.S. Figure Skating sanctioned team events, in the appropriate category.

MR 53.00 Responsibilities of Teams

A. Provide rosters to U.S. Figure Skating as appropriate;
B. Follow all rules and policies of the events they are entering; and
C. Comply with all SkateSafe® policies and requirements.

MR 54.00 Members of Teams Not in Good Standing

Teams may submit to U.S. Figure Skating headquarters, at any time, a list of their team members who are not in good standing with their team.

Home Club Member

MR 60.00 Applying to Become a Home Club Member

MR 60.01 Any individual desiring to become a home club member of U.S. Figure Skating must apply directly to the club they wish to join.

MR 61.00 Members of More than One Member Club

When persons are members of more than one member club, they must designate one to be their "home club." This club will be the one that issues such person a registration card and will be the club such person represents as a competitor, test candidate, exhibitor, club officer, official in figure skating or delegate to the Governing Council. In the case of a competitor in qualifying competitions, the U.S. Figure Skating member club shown on the skater's entry form will remain the skater's club of representation throughout that competitive season. See Rule of Sport 2211 (B).

MR 62.00 Changing Home Club Designation

Persons desiring to change the designation of their home club to another member club during the current U.S. Figure Skating membership year must be released by one of the club officers (President, vice president, secretary, treasurer) of their previous club, indicating that the departing member has satisfied all financial obligations to that club.

A. The member club so designated must remain the home club for such person for the balance of the current skating year or will change relative to MR 61.00 and Rule of Sport 2211 (B).
B. For a change of status from club to club to occur, the new club will request the change via the Members Only site and the previous club will release the member via the Members Only site.

MR 63.00 Changing Between Home Club and Independent Membership

Persons may not be Independent Members and Home Club Members simultaneously.

A. U.S. Figure Skating headquarters must be notified immediately of a change from Independent to Home Club Membership through submission of a Notice of Change in Home Club via the Members Only site. The same registration number will be retained, but U.S. Figure Skating headquarters will not collect an additional fee for the same fiscal year.
B. Persons changing from Home Club Membership to Independent Membership must submit, along with their application and full Independent Member dues, a letter from their current club indicating that they have fulfilled their financial obligation to said club.

MR 64.00 Financial Obligations

It is the responsibility of the departing member and the home club to settle any such financial obligations to that club.

A. If the member has met all financial obligations, the previous club must release the member within 30 days or be subject to disciplinary action, including suspension.
B. If the member has not met all financial obligations to the previous club, the release may be withheld, but the previous club must notify the member and the new club that the release is being withheld and the reason for such decision, within 30 days.

MR 65.00 Categories of Home Club Members

U.S. Figure Skating offers the following membership categories for Home Club Members:

A. First family: The first family member to register for a full membership receives all privileges of a full U.S. Figure Skating membership, including a registration card and a subscription to SKATING magazine.
B. Introductory: The introductory membership is available only through a member club and only to individuals who have never been a Home Club Member or an Independent Member. Introductory membership carries the same privileges as a first family membership. It is offered at a discounted rate for one-year only and no individual may be an introductory member for more than one year, even if their membership lapses.
C. Subsequent family: The subsequent membership is available for related persons residing at the same address as a first family or introductory member. Subsequent family membership carries the same privileges as a full membership except the subscription to SKATING magazine.
D. Collegiate: The collegiate membership is a four-year full membership available at a discounted rate. Collegiate membership carries the same privileges as a first family member for the four-year duration.

MR 66.00 Privileges of Home Club Members

A. Eligibility to participate in U.S. Figure Skating sanctioned competitions, exhibitions and ice shows;
B. Eligibility to participate in U.S. Figure Skating test sessions;
C. Eligibility to participate in U.S. Figure Skating programs and activities;
D. Eligibility to earn appointments and serve as an official if over 18 years of age;

E. Obtaining secondary sports accident liability insurance through U.S. Figure Skating; and
F. Serving, if elected or appointed, in U.S. Figure Skating leadership and governance roles, if over 18 years of age.
G. In addition, Home Club Members that are over 18 years of age have the following additional privileges of membership:
1. Eligibility to serve as a club delegate at Governing Council; and
2. Eligibility to serve as an officer or director of a club.

MR 67.00 Responsibilities of Home Club Members

A. Remain current on U.S. Figure Skating membership dues and required fees;
B. Comply with all U.S. Figure Skating Bylaws, Official Rules and Policies; and
C. Comply with SkateSafe® policies and requirements.

MR 68.00 Members Not in Good Standing

Member clubs may submit to U.S. Figure Skating headquarters, at any time, a list of their home club members or U.S. Figure Skating individual members not in good standing with said club. U.S. Figure Skating may also flag a member as not in good standing for outstanding financial obligation, i.e. qualifying competition entry fees. Such members will be flagged in the U.S. Figure Skating database and will be restricted from all U.S. Figure Skating activities including, but not limited to, testing, competing, coaching, partnering tests, officiating at U.S. Figure Skating sanctioned events or serving as an officer, director or committee member for U.S. Figure Skating or one of its member clubs, collegiate clubs or school-affiliated clubs until such financial matter has been resolved. Outstanding financial obligation is the only valid reason for submitting a member on this list.

Rules for Independent Members

MR 70.00 Applying to Become an Independent Member

MR 70.01 Any individual may become an Independent Member of U.S. Figure Skating at any time upon written application and compliance with the requirements of U.S. Figure Skating. To qualify for Independent Membership the applicant must:
A. File application on the forms supplied by U.S. Figure Skating headquarters or online at usfigureskating.org;
B. Submit, with the application, payment of the annual dues specified for Independent Members;
C. Be in good standing within the meaning of these Official Rules.

MR 71.00 Categories of Independent Members

MR 71.01 U.S. Figure Skating offers the following membership categories for Independent Members:
A. First family: The first family member to register for a full membership receives all privileges of a full U.S. Figure Skating membership, including a registration card and a subscription to SKATING magazine.
B. Subsequent family members: The subsequent membership is available for related persons residing at the same address as a first family member. Subsequent family membership carries the same privileges as a first family membership except the subscription to SKATING magazine.
C. Collegiate: The collegiate membership is a four-year full membership available at a discounted rate. Collegiate membership carries the same privileges as a first family member for the four-year duration.

MR 72.00 Privileges of Independent Members

MR 72.01 In addition to any privileges specified in MR 72.01, privileges of individual members include, but are not limited to:
A. Eligibility to participate in U.S. Figure Skating sanctioned competitions, exhibitions and ice shows;
B. Eligibility to participate in U.S. Figure Skating test sessions;
C. Eligibility to participate in U.S. Figure Skating programs and activities;
D. Eligibility to earn appointments and serve as an official if over 18 years of age;
E. Obtaining secondary sports accident liability insurance through U.S. Figure Skating;
F. Serving, if elected or appointed and otherwise qualified, as a Delegate on the Governing Council; and
F. Serving, if elected or appointed, in U.S. Figure Skating leadership and governance roles, if over 18 years of age.

Rules for Coach Members

MR 80.00 Applying to Become a Coach Member

MR 80.01 Coach Members register for the Coach Program directly through U.S. Figure Skating, after having completed their Home Club or Independent Membership.

MR 80.02 Coach members must be a first family member, whether registered by a member club or as an individual member. If more than one related coach resides at the same address, all coaches must purchase a first family membership.

MR 81.00 Dues of Coach Members

MR 81.01 The dues of coach members will include the costs of a background check, continuing education and certification requirements and professional benefits and services established by the coach development and education program. Dues will be determined on an annual basis as provided for in MR 112.00.

MR 82.00 Privileges of Coach Members.

In addition to the privileges applicable of being a Home Club Member or Independent Member, Coach Members have the following additional privileges of membership:
A. Ability to coach at sanctioned events, programs and activities, provided all coach compliance requirements are adhered to.

B. Eligibility to be elected to and serve on the Coaches Council or as a Coach Member of a U.S. Figure Skating committee.
C. Eligibility to be elected to serve as a coach delegate at Governing Council.
D. Access to the professional benefits and services provided by the coach development and education program.

MR 83.00 Responsibilities of Coach Members.

In addition to the responsibilities applicable to being a Home Club Member or Independent Member, in order to coach at sanctioned events and U.S. Figure Skating programs or activities, Coach Members must be current on the following compliance requirements:

A. Pass a U.S. Figure Skating background check;
B. Complete U.S. Center for SafeSport training;
C. Hold Coaches Liability Insurance; and
D. Complete the annual Continuing Education Units required.

Rules for Honorary Members

MR 90.00 Honorary Members

A. Honorary Members are admitted in a manner consistent with Section 4.6 (B) of the Bylaws.
B. Honorary Members are exempt from U.S. Figure Skating membership dues.
C. Honorary members have all the privileges of Home Club Members with the exception that Honorary Members who are not listed as a member of a home club have no voting rights at Governing Council.
D. Honorary members who wish to be listed as a member of a home club must pay any applicable club dues to said club and the club will request a membership transfer for the Honorary Member. Honorary Members who are listed as a member of a home club are eligible for appointment as a delegate to the Governing Council on behalf of the home club.
E. Honorary Members may serve, if elected or appointed, in any office or position and exercise all voting and other rights pertaining to the office or position so held.

Rules for Supportive Members

MR 100.00 Supportive Members

Supportive Members are individuals who voluntarily support the sport of figure skating through payment of annual dues to U.S. Figure Skating. The Board of Directors will determine the dues and benefits associated with being a Supportive Member on an annual basis. Supportive Members do not have any privileges of membership.

Membership Registration and Dues

MR 110.00 Registration Requirement

Every officer, director, committee member, delegate to the Governing Council, official, coach and figure skater who wants to participate in sanctioned activities must be individually registered as a member of U.S. Figure Skating for the applicable year.

MR 111.00 Registration

MR 111.01 All organization members must register their membership directly through U.S. Figure Skating.

MR 111.02 All member clubs, collegiate clubs, teams, Aspire programs and Learn to Skate USA® programs are responsible for the collection of registration fees from their members and the submission of lists of their registered members together with the amount of the applicable membership fees to U.S. Figure Skating.

MR 111.03 All Independent Members must register with U.S. Figure Skating.

MR 111.04 Coach Members must register for Coach I.C.E. directly through U.S. Figure Skating, after having completed their Home Club or Independent Membership.

MR 112.00 Dues

Membership dues are recommended by the Membership Committee and approved by the Board of Directors on an annual basis. Membership dues will reflect the costs of providing services. Information on dues will be published on the Members Only site no later than January 1 each season. Notwithstanding the foregoing, Learn to Skate USA® member dues will be determined as set forth in MR 44.00.

MR 113.00 Membership Cards

MR 113.01 Digital membership cards are valid from July 1 of a year through June 30 of the following year and available for download from the Members Only site.

MR 114.00 Financial Obligation

MR 114.01 Any club, team, or program member that has not paid dues, registration fees or other financial obligations due to U.S. Figure Skating will lose all privileges of membership until such dues are paid.

MR 114.02 Any independent member who has not paid dues, registration fees or other financial obligations to U.S. Figure Skating will lose all privileges of membership until dues are paid.

MR 115.00 Registration Monies

All monies received from registration fees become part of the general funds of U.S. Figure Skating.

Jurisdiction and Divisions

MR 120.00 Jurisdiction

U.S. Figure Skating has jurisdiction of figure skating activities on ice in the United States.

MR 121.00 Geographical Divisions

For the purposes of regulation and control, the geographical area under the jurisdiction of U.S. Figure Skating is divided into three sections as follows:

A. Eastern Section: Connecticut, Delaware, District of Columbia, Florida, Georgia, Maine, Maryland, Massachusetts, New Hampshire, New Jersey, New York, North Carolina, Pennsylvania, Rhode Island, South Carolina, Vermont, Virginia and West Virginia.

B. Midwestern Section: Alabama, Arkansas, Colorado, Illinois, Indiana, Iowa, Kansas, Kentucky, Louisiana, Michigan, Minnesota, Mississippi, Missouri, Nebraska, New Mexico, North Dakota, Ohio, Oklahoma, South Dakota, Tennessee, Texas and Wisconsin.

C. Pacific Coast Section: Alaska, Arizona, California, Hawaii, Idaho, Montana, Nevada, Oregon, Utah, Washington and Wyoming.

D. For synchronized skating only, the state of Colorado is in the Pacific Coast geographical division.

Performance Sanctions and Eligibility Rules

(See rule sections 1100 and 3000 for rules regarding competition sanctions.)

PSER 1.00 Authority to Establish Eligibility Standards

PSER 1.01 As the NGB of figure skating on ice in the United States, U.S. Figure Skating is authorized under the Sports Act to establish procedures for determining eligibility standards for participation in competition and to certify, in accordance with applicable international rules, the eligibility of members to represent the United States in international competitions. The purpose of these eligibility Rules is to establish the basis for eligibility of U.S. Figure Skating members under applicable U.S. Figure Skating and ISU rules.

A. U.S. Figure Skating, as a member of the ISU, is required to follow the ISU eligibility rules for ISU activities and competitions and is authorized under ISU rules to handle matters concerning eligibility not otherwise foreseen in ISU rules in a manner consistent with the spirit and intent of the ISU eligibility rules.

B. U.S. Figure Skating administers its own Official Rules to ensure the eligibility of qualified United States skaters and officials to participate in ISU activities and competitions to include:
   1. The definition of eligible member;
   2. The maintenance and administration of rules governing standards of participation in U.S. Figure Skating activities by eligible members and others;
   3. The classification of eligible members;
   4. The reinstatement of members whose eligibility has been lost, restricted or suspended; and
   5. The investigation and discipline for violations.

C. U.S. Figure Skating is authorized under ISU rules to reinstate ineligible members for U.S. Figure Skating activities and competitions, as U.S. Figure Skating may deem desirable; however, reinstatement of ineligible members by U.S. Figure Skating for U.S. Figure Skating activities and competitions does not ensure that such members will be eligible to participate in ISU activities and competitions.

PSER 2.00 Authority to Protect Member Eligibility and to Revoke a Sanction

A. U.S. Figure Skating may take action, including as specified in these Performance Sanctions and Eligibility Rules, that is intended to protect the eligibility of U.S. Figure Skating members unless doing so would be a violation of the Sports Act or Article IX of the USOPC Bylaws.

B. In the event U.S. Figure Skating determines that an event is to be conducted with eligible U.S. Figure Skating members without first obtaining the required sanction or approval, U.S. Figure Skating will have the authority to use its best efforts to protect the eligibility of U.S. Figure Skating members, including, but not limited to, advising U.S. Figure Skating members of the risk to their eligibility should they elect to participate in the event and counseling them to refrain from participating in the event.

C. In the event U.S. Figure Skating determines that a properly sanctioned or approved event in which eligible U.S. Figure Skating members are scheduled to participate will be conducted outside the scope of the sanction or permission, therefore jeopardizing the eligibility of U.S. Figure Skating members, U.S. Figure Skating will have the authority to revoke the sanction or permission; furthermore, U.S. Figure Skating will have the authority to use its best efforts to protect the eligibility of U.S. Figure Skating members, including, but not limited to, advising U.S. Figure Skating members of the risk to their eligibility if they elect to participate in the event and counseling them to refrain from participating in the event.

PSER 3.00 Participation in U.S. Figure Skating Activities According to Eligibility Status

PSER 3.01 Eligible Status

PSER 3.02 An **"eligible member"** is an individual who is in compliance with the eligibility Rules of U.S. Figure Skating and, as applicable, the ISU; and who is registered with U.S. Figure Skating as a member of a U.S. Figure Skating club or collegiate club, or as an individual member of U.S. Figure Skating.

PSER 3.03 One must be an eligible member to:

A. Compete in U.S. Figure Skating competitions;

B. Unless otherwise provided in PSER 9.00, serve as a U.S. Figure Skating referee, judge (including trial judge), scoring official, music coordinator, technical panel official, or announcer;

C. Serve as an officer of U.S. Figure Skating; however, such officers cannot be restricted members as defined in PSER 7.01.

PSER 3.04 Eligible members, as defined in PSER 3.02, may participate in the following, except as otherwise noted:

A. All U.S. Figure Skating activities, including competitions sanctioned and/or conducted in accordance with the Rulebook;

B. As an elected officer, Board member, committee chair and committee member of U.S. Figure Skating;

C. As an elected officer or board member in member clubs;

D. As a Governing Council delegate, if designated as such or assigned proxy vote(s) in accordance with the Rulebook;

E. As a technical panel official in accordance with PSER 9.00;

F. As an eligible coach, as that term is defined in PSER4.02;

G. Serve in any capacity for Special Olympics; and

H. ISI-endorsed tests, competitions and exhibitions with limitations as provided by the Policy on Participation in ISI-Endorsed Recreational Activities.

PSER 3.05 Eligible members must request and receive permission from U.S. Figure Skating in accordance with PSER 17.00 prior to participating for payment in any appearance, endorsement or exhibition performance.

PSER 3.06 It is the responsibility of an eligible member to notify the U.S. Figure Skating headquarters when such member has decided to relinquish their eligible status.

PSER 4.00 Eligible Coach Status

PSER 4.01 An **"eligible coach"** is an eligible member who is paid to coach or instruct members in skating and related activities, but who has not otherwise participated in an activity that causes that member to become ineligible.

PSER 4.02 Eligible coaches, may not serve as judges, referees or technical controllers at U.S. Figure Skating competitions while they continue to coach, but they may, however, serve as test judges at test sessions within the parameters of DOR 9.00.

PSER 4.03 Eligible coaches, while entitled to the privileges of eligibility to participate in U.S. Figure Skating activities, remain subject to ISU rules restricting their eligibility to serve as a referee, assistant referee, judge or technical controller in ISU events or international competitions sanctioned by the ISU or a member of the ISU, or to hold certain positions in the ISU.

PSER 4.04 A reinstated or readmitted member may become an eligible coach under the Official Rules of U.S. Figure Skating, but his or her privileges of participation are limited in accordance with the applicable Official Rules governing reinstated and readmitted members, as well as with the rules of the ISU governing participation in ISU activities and competitions.

PSER 5.00 Ineligible Status

PSER 5.01 An **"ineligible member"** is a member who has engaged in activities that constitute a violation of these Performance Sanctions and Eligibility Rules, has been declared ineligible and has not been reinstated by U.S. Figure Skating as an eligible member.

PSER 5.02 A person becomes ineligible to participate in U.S. Figure Skating activities and competitions, unless otherwise provided in PSER 5.05, by:

A. Participating, without the prior express authorization of U.S. Figure Skating (by sanction, written permission, Rule or agreement), in any capacity, in a skating competition, exhibition or tour;
B. Participating in a competition conducted by officials (referees, judges and scoring officials) who are not officials on a list approved by U.S. Figure Skating, the ISU or an ISU member, except as otherwise permitted under Official Rules;
C. Participating in an event not sanctioned by U.S. Figure Skating, the ISU or an ISU member without the permission of U.S. Figure Skating;
D. Participating in an international competition not conducted under ISU regulations;
E. Failing to comply with the requirement to obtain the prior written consent of U.S. Figure Skating to receive payment for appearances, endorsements and exhibition performances or to comply with any conditions placed upon receipt of such payment;
F. Any other breach of these Performance Sanctions and Eligibility Rules.

PSER 5.03 Participation in the following activities will be governed in accordance with the Official Rules and Policies pertaining to those events and PSER 5.02 (A–E) will not apply:

A. Club competitions conducted between members of one club;
B. ISI tests, competitions and other ISI skating events in accordance with the Policy on Participation in ISI-Endorsed Recreational Activities; and
C. Competitions conducted under the auspices of the State Games.

PSER 5.04 If a member has not breached the eligibility rules, but instead is disqualified or suspended under applicable the Rulebook, the eligibility status of that member is not affected. However, depending upon the terms of the disqualification or sanction, that member's right to participate in competitions and activities of U.S. Figure Skating or the ISU may be limited.

PSER 5.05 Ineligible members may participate in the following U.S. Figure Skating activities:

A. Tests, as a candidate or partner;
B. As a Governing Council delegate, if designated as such or assigned proxy vote(s) in accordance with the Rulebook;
C. Judging Compete USA competitions;
D. Ice shows and exhibitions;
E. As a member of a member club (if eligible under the member club's bylaws);
F. As a director of a member club, in accordance with the provisions of MR 3.05 and MR 3.09, if permitted to do so under the bylaws of that member club;
G. As a member of the Board of Directors or committees of U.S. Figure Skating, but not as an elected officer of U.S. Figure Skating.

PSER 6.00 Reinstatement from Ineligible Status

PSER 6.01 A **"reinstated member"** is a member of U.S. Figure Skating who was an ineligible member, but who has been reinstated by U.S. Figure Skating as an eligible member, with certain limitations. See PSER 6.09.

PSER 6.02 A **"readmitted member"** is a member of U.S. Figure Skating who has been reinstated by U.S. Figure Skating as an eligible member for the second time, with certain limitations. See PSER 6.10.

PSER 6.03 Individuals may apply for reinstatement from ineligible status in accordance with PSER 6.00 or may contest the alteration of their status as provided under PSER 12.00.

PSER 6.04 The vice chair of sanctions and eligibility on the Membership Committee will have the authority to reinstate an ineligible member to eligible status or readmitted status for purposes of participation in U.S. Figure Skating activities and competitions.

A. A person seeking reinstatement must fill out the Application for Reinstatement on the Members Only site.
B. Applications for the purpose of competing in U.S. Figure Skating qualifying and nonqualifying competitions must be submitted to the vice chair no later than 30 days prior to the closing date for entries for the competition in which they intend to compete.
C. The applicant must be a registered member of U.S. Figure Skating;
D. The applicant agrees to honor all the Rules of eligible status after filing the application and, if reinstated or readmitted, to abide by these Official Rules; and
E. Any falsification of information on the application will result in cancellation of the application.

PSER 6.05 If an Application for Reinstatement of an ineligible member is granted by U.S. Figure Skating, such individual will be classified as a reinstated member, with all the privileges accorded a reinstated member listed in PSER 6.09.

PSER 6.06 A former reinstated member seeking reinstatement for a second time under the Official Rules of U.S. Figure Skating must apply for readmitted status under the provisions of PSER 6.04 and, if granted, will be classified as a readmitted member with all the privileges accorded to a readmitted member listed in PSER 6.10.

PSER 6.08 Reinstatement or readmission to eligible status by U.S. Figure Skating applies only to the privilege to participate in U.S. Figure Skating activities. A member reinstated or readmitted by U.S. Figure Skating is not eligible to participate in activities and competitions conducted under the auspices of the ISU, except as provided under the rules of the ISU. Only the ISU will have the authority to reinstate an ineligible member to eligible status for purposes of participating in the activities and competitions of the ISU. Procedures for applying to the ISU for reinstatement are found in the ISU regulations.

PSER 6.09 Reinstated members may participate in all U.S. Figure Skating activities in which an eligible member is entitled to participate. However, a reinstated member may, pursuant to the rules of the ISU, have certain limitations on their eligibility to participate in ISU activities and competitions.

PSER 6.10 Readmitted members may participate in all U.S. Figure Skating activities in which an eligible member is entitled to participate, except a readmitted member may not participate as a competitor in U.S. Figure Skating sanctioned qualifying competitions. In addition, a readmitted member may have certain restrictions on their eligibility to participate in ISU activities and competitions.

PSER 7.00 Restricted Status

PSER 7.01 A **"restricted member"** is someone who is not qualified to participate fully in the activities of U.S. Figure Skating for a period of time. In addition, restricted member may be subject to further limitations on their privilege to participate in certain activities under the rules of the ISU.

PSER 7.02 Members not otherwise ineligible under other provisions of these Official Rules may have their eligibility rights restricted if they receive remuneration for ownership or management of an ice show, ice arena, skating exhibition tour or non-sanctioned competition. (A member will be considered an owner or manager if, through investment or paid employment, that member makes decisions regarding the operation of an ice show, ice arena, skating exhibition tour or non-sanctioned competition).

PSER 7.03 Individuals may apply for removal of their restriction in accordance with PSER 8.00 or may contest the alteration of their status as provided under PSER 12.00.

PSER 7.04 All members under restricted status are restricted while they engage in the above activities and for 90 days thereafter. During the time of restriction, such members are eligible for limited participation in U.S. Figure Skating activities. These members and remunerated coaches under the rules of the ISU may be further restricted from participating as an official at international competitions, including, but not limited to, the Olympic Games and from holding certain positions within the ISU.

PSER 7.05 Restricted members may participate in the following U.S. Figure Skating activities:
A. Club competitions or sanctioned nonqualifying competitions, as a competitor, but not as an official;
B. Tests, as a candidate or partner;
C. As a Governing Council delegate, if designated as such or assigned proxy vote(s), in accordance with the Rulebook;
D. As an eligible coach but without the privilege to trial judge or serve as an official unless as otherwise provided in PSER 9.00, for U.S. Figure Skating tests or competitions, including the State Games, while restricted;
E. Judging Compete USA competitions;
F. Partnering tests;
G. As a director of a member club, in accordance with the provisions of rule MR 3.09 (maximum of one) and if permitted to do so under the bylaws of the member club, but not as an officer of a member club;
H. As a member of the Board of Directors of U.S. Figure Skating and other U.S. Figure Skating committees, but not as an elected officer of U.S. Figure Skating; and
I. As a technical panel official in accordance with PSER 9.00.

PSER 8.00 Application to Lift Restricted Status

A member whose eligibility is temporarily restricted may apply for lifting their restriction. This will be approved provided no additional violations or infractions have taken place.
A. To lift the restricted status, a member will send a request in writing to U.S. Figure Skating headquarters.
B. If there have been no violations of the Official Rules, the vice chair of sanctions and eligibility on the Membership Committee will approve the request and notify the member, U.S. Figure Skating headquarters and any affected permanent committees. A final report will be given at the next regular meeting of the Board of Directors.

C. All restricted members in skating intending to compete in U.S. Figure Skating qualifying competitions must request the lifting of any restriction in writing to U.S. Figure Skating headquarters no later than 30 days prior to the closing date for entries for the competition in which they intend to compete.

PSER 9.00 Eligibility Classification Table

Activity	Eligible/ Reinstated	Eligible Judges, Referees or Technical Controllers	Restricted	Readmitted	Ineligible	Eligible Coach
Tests	Yes	Yes	Yes	Yes	Yes	Yes
Compete in club competitions & sanctioned nonqualifying	Yes	Yes	Yes	Yes	No	Yes
Compete in sanctioned qualifying	Yes	Yes	No	No	No	Yes
Compete in or officiate non sanctioned	No	No	No	No	Yes	No
Commercial ventures	Yes	No	Yes	Yes	Yes	Yes
Paid coaching	Yes *X	Yes *	Yes *	Yes *	Yes *	Yes *
Rink management	No	No	Yes	No	Yes	Yes +
Trial judge	Yes	Yes	No	Yes	No	Yes
U.S. Figure Skating official	Yes	Yes	No	Yes	No	Yes *
Technical panel official	Yes	Yes	Yes	Yes	Yes	Yes
Judge ISI	Yes^	Yes^	Yes	Yes	Yes	Yes^
Judge Compete USA	Yes	Yes	Yes	Yes	Yes	Yes
Partner tests	Yes	Yes	Yes	Yes	Yes	Yes
Governing Council delegate	Yes	Yes	Yes	Yes X	Yes	Yes
Officer of member club	Yes	Yes	No	Yes X	No	Yes X(1)
Elected officer of U.S. Figure Skating	Yes	Yes	No	Yes	No	No
Director of U.S. Figure Skating or member club	Yes	Yes	Yes X	Yes X	Yes	Yes X

* Forfeits right to serve as judge, referee or technical controller at competitions. Permitted to serve as a test judge and judge tests in accordance with U.S. Figure Skating rules and the Officials Standards of Professionalism.
X See Membership Rules
+ See Restricted Activities
(1) Eligible coaches may not constitute a majority of a club's officers
^ In accordance with the Policy on Participation in ISI-Endorsed Recreational Activities

PSER 10.00 Enforcement of Eligibility Rules

PSER 10.01 Individuals requesting registration as a member of U.S. Figure Skating must notify U.S. Figure Skating headquarters if their eligibility classification is other than eligible member. Members applying for membership in U.S. Figure Skating for the first time are not subject to the provisions of PSER 11.00 for conduct occurring prior to their application for membership.

PSER 10.02 It is the responsibility of the vice chair of sanctions and eligibility on the Membership Committee to investigate all matters pertaining to enforcement of these Official Rules and the different eligibility classifications registered with U.S. Figure Skating. The vice chair will determine whether or not violations have been made. Any eligible member who admits to violating or is proven to have violated U.S. Figure Skating Performance Sanctions and Eligibility Rules will be subject to appropriate action, which may include the changing of the membership and/or eligibility status of the member. The vice chair will notify the individual, the home club (or collegiate club if such individual is a student) and U.S. Figure Skating headquarters.

PSER 11.00 Discipline

PSER 11.01 Any eligible member who knowingly participates in an activity that requires a U.S. Figure Skating sanction or approval, but which activity does not, in fact, have such sanction or approval, will be subject to disciplinary action under the Grievance and Disciplinary Rules. Such discipline may include the loss of eligibility, after fair notice and opportunity for a hearing, should one be requested pursuant to the Grievance and Disciplinary Rules. The decision to discipline an eligible member may be mitigated if the eligible member establishes, by a preponderance of the evidence, facts which demonstrate that, at the time of participation, the member was under a good faith understanding from the sponsoring organization or individual that such activity had been properly sanctioned or approved.

PSER 11.02 Any member club that violates a Performance Sanctions and Eligibility Rule will be subject to disciplinary action under the Grievance and Disciplinary Rules, which may include the loss of member club status. In addition to any other disciplinary action that may be brought against it, any member club failing to secure a sanction for any event or activity requiring U.S. Figure Skating sanction or approval will be restricted from hosting events or activities requiring a U.S. Figure Skating sanction or approval for a period of time not to exceed one year. For the purposes of the Performance Sanction and Eligibility Rules, a member club is a club holding either full, Provisional or Interim membership in U.S. Figure Skating under whose auspices an ice show or exhibition is held.

PSER 11.03 Any eligible member who accepts a gift in violation of the provisions of PSER 19.00 will be restricted from participating in events or activities requiring a sanction or contract for a period of time not to exceed one year.

PSER 11.04 Any eligible member who violates a U.S. Figure Skating Performance Sanctions and Eligibility Rule is subject to the loss of eligibility or other disciplinary action. However, unless such member voluntarily relinquishes their eligibility, such member may not be declared ineligible or have their eligibility suspended without first being accorded fair notice and an opportunity for a hearing, should one be requested, in accordance with the Grievance and Disciplinary Rules. No discipline or other action affecting eligibility will be taken under this provision if to do so would be a violation of the Sports Act or Article IX of the USOPC Bylaws.

PSER 11.05 No eligible U.S. Figure Skating athlete, nor any U.S. Figure Skating coach or official, may be declared ineligible to participate in any U.S. Figure Skating sanctioned competition, or other competitions in which his or her rights have been accorded protection under the Sports Act, without first being provided fair notice and an opportunity for a hearing, should one be requested, in accordance with the Grievance and Disciplinary Rules.

PSER 11.06 Subject to the requirements of the Sports Act, the CEO and the President will have the right to order the refusal of contracts to any eligible member who has been charged with violation of these Performance Sanctions and Eligibility Rules and the order of refusal will remain in effect until the questionable action has been satisfactorily explained or acted upon by the appropriate authority.

PSER 12.00 Right of Appeal

Any member whose eligibility rights and privileges have been altered by action of U.S. Figure Skating will have the right of appeal by filing a grievance under the Grievance and Disciplinary Rules.

PSER 13.00 Performance Sanctions

PSER 13.01 Ice shows, exhibitions, appearances and entertainment by eligible members meeting the conditions in PSER 18.00 must be sanctioned or otherwise approved in writing by U.S. Figure Skating. Performance sanctions may be issued by U.S. Figure Skating to member clubs (Full, Interim or Provisional) for performances by eligible members with the following requirements:

A. Ice shows and exhibitions must be held under the auspices and control of a member club located in the same vicinity;
   1. "Auspices and control" is the active participation by a member club in the conduct of the events in accordance with the Official Rules.
   2. "Vicinity" is the geographical area ordinarily influenced by the communities in which the respective clubs are located. In large cities with more than one club, the neighborhoods and suburbs ordinarily accepted as separate communities would be the criterion.
   3. "Exhibition" is a skating performance by an eligible member(s) by itself or as part of some other entertainment. A "series of exhibitions" is a skating performance by an eligible member(s) by itself or as part of some other entertainment, relating to a single organized event which has repeat performances with the same cast, or where the same exhibition takes place within a 45-day period, or where the same exhibition is performed during a continuous season.
   4. Ice shows are gala performances where figure skating furnishes the principal entertainment for spectators.

B. U.S. Figure Skating independent synchronized skating or independent Theatre On Ice teams, or U.S. Figure Skating individual members may apply for performance sanctions by contacting U.S. Figure Skating headquarters. The team manager of record will be authorized to apply for this sanction. The issuance of performance sanctions to U.S. Figure Skating independent synchronized skating teams, Theatre On Ice teams and U.S. Figure Skating individual members will be limited to their own exhibition performance and/or individual appearance and, if warranted in accordance with PSER 13.01 (D), will not be unreasonably withheld.

C. A performance sanction issued to a club will cover all participating eligible members, regardless of their home club affiliation. See PSER 13.02 (C).

D. A member club, independent synchronized skating team or Theatre On Ice team, which uses the principal skating headquarters of another member club for an ice show or exhibition, must receive permission, in writing, by an authorized representative of the home club before a sanction is issued. Such permission will not be unreasonably withheld. A copy of the letter must be attached to the performance sanction application.

E. A member club's share of the net profits derived from sanctioned events must be used for the promotion of figure skating, for the benefit of an approved charity, or the general welfare of the member club. If a member club will advertise to the public that the net proceeds from a sanctioned event will benefit an identified charity, the member club must inform the charity in advance and comply with all applicable fundraising laws and regulations.
   1. Net profits are the funds remaining after deducting taxes and other expenses of the event from the gross receipts.
   2. Charity is a nonprofit organization that is described in Section 501(c)(3) of the Internal Revenue Code that receives benefits from an ice show or exhibition.

3. Promoter is an individual or entity who organizes an ice show, exhibition, tour or other event in which figure skating performances are utilized for fiscal benefit. If the promoter is the rink in which the sanctioning club is headquartered, said promoter will be exempt from any assessment fees.
4. Beneficiary is a member club, charity, or nonprofit organization who takes part in any manner in an ice show, exhibition or series of exhibitions and shares in the net gain.

F. The names of all eligible members receiving payment (including receipt of a monetary equivalent in goods and services) for performing in or otherwise appearing or endorsing the event must be listed in the sanction application. If this information is not known at the time of the sanction application, the sanction applicant must provide such information promptly to U.S. Figure Skating headquarters as soon as it is known.

G. All forms of advertising, notices or programs must state that the event is hosted by the member club and sanctioned by U.S. Figure Skating.

PSER 13.02 An Application for Performance Sanction for ice shows, exhibitions, appearances or entertainment within the United States is required when any of the following conditions are present:

A. Promoter is recipient of some financial benefit;

B. Members who are not members of the sponsoring club have been invited to participate and have obtained permission from their home club;

C. The performance is held at a location other than the principal skating headquarters of the sponsoring club;

D. Members or teams exhibit at professional hockey games;

1. For liability purposes, a sanction is required for each facility in which the members/teams will exhibit.

E. The event is part of a radio or television broadcast, including television commercials.

PSER 13.03 An Application for Performance Sanction submitted by a member club, U.S. Figure Skating individual member, U.S. Figure Skating independent synchronized team or U.S. Figure Skating independent Theatre On Ice team must be made by an authorized representative of a member club, U.S. Figure Skating individual member or team manager, respectively, at least 14 days before the event.

A. The application must be submitted online via the Members Only Site to U.S. Figure Skating headquarters at least 14 days before the date of the event. No sanction fees are required unless a sanction application is made fewer than 14 days before the date of the event, in which case a $25 late processing fee is required.

B. Only one sanction is required:

1. For events having repeat performances with the same cast;
2. For same event within 45-day period;
3. For an event that is held during a continuous season (i.e. a hockey season or summer session).

C. The names of all foreign eligible skaters must be listed on the application. Foreign eligible skaters must receive permission from their skating federation and that permission must accompany the performance sanction.

D. If payment (including the receipt of a monetary equivalent in goods or services) is being offered to an eligible member in conjunction with the event for which a performance sanction is sought, the application must include the name(s) of the eligible member(s) receiving payment. Payment does not include the reimbursement of expenses as outlined in PSER 19.01 (B).

PSER 13.03 Upon review and approval by U.S. Figure Skating headquarters, performance sanctions are issued to U.S. Figure Skating member clubs, U.S. Figure Skating individual members, U.S. Figure Skating independent synchronized teams or U.S. Figure Skating independent Theatre On Ice teams. (For exceptions see PSER 15.00).

PSER 13.04 No sanction will be granted for any event in which the word "Olympic," or any derivative thereof, is used in any advertisement, announcement or publicity, or in any other manner, without having first obtained the approval of the U.S. Figure Skating CEO, who must first obtain consent of the USOPC.

PSER 14.00 Special Olympics Events

Registered Special Olympics skaters members may participate in any event for Special Olympics athletes without jeopardizing their eligible status.

PSER 15.00 Special Performance Sanctions

PSER 15.01 The President or the CEO of U.S. Figure Skating may issue special performance sanctions for exhibitions at professional sports events that provide a substantial benefit ($1,000 or more) to the unrestricted funds of the U.S. Figure Skating Memorial Fund. A special sanction may also be issued for events of unusual or national prominence, not necessarily sponsored by member clubs, in which charities or other worthwhile causes are promoted; i.e. the Memorial Fund and Olympic Games.

PSER 15.02 When requests are received by U.S. Figure Skating to sanction an event that is not or cannot be sanctioned by a member club, such as ice shows, exhibitions or other skating events that are developed or produced in whole or in part by a promoter or by or for a for-profit organization, the President and the CEO will evaluate the merits of the request to determine whether to submit such request to the Board of Directors for approval. If submitted to and approved by the Board of Directors, a special performance sanction will be granted for the event upon the negotiation of an appropriate fee.

PSER 15.03 Member clubs may apply for a special sanction on behalf of arenas or nonmember clubs;

A. The event must be held under the general supervision of the member club to ensure compliance with the terms of these sanction rules.

B. The event must take place in the same geographical area as the member club.
C. All requirements for assessment fees and financial reports will apply.

PSER 16.00 Televised Events

A. Applications by Member Clubs. Applications for sanctions for televised ice shows, exhibitions, appearances or other skating entertainment for which a member club is the host of the event must be submitted to the CEO for approval. The member club must submit all financial arrangements between the television stations or networks and the member club with its application. Copies of any contracts and telecast times and dates must also be submitted. If the CEO approves the application, the special performance sanction will be issued.
B. All other applications. Applications for special performance sanctions for all other televised events held in the United States will be submitted for approval in accordance with the procedures of PSER 15.02.

PSER 17.00 Approval to Receive Payment for Appearances, Endorsements or Exhibitions

PSER 17.01 Written approval from U.S. Figure Skating is required for eligible members to receive payment (including the receipt of a monetary equivalent in goods or services) to participate in an appearance, endorsement or exhibition performance that involves the use of the member's skating skills, identity or reputation as a member. Written approval will take the form of the following:

A. When payment is to be made pursuant to a U.S. Figure Skating sanctioned activity and the payment and the member's name to whom payment is to be made are disclosed on the sanction application form, the grant of sanction constitutes U.S. Figure Skating approval and no additional written approval is required. The member must confirm that the sanction contains the necessary representations required under this provision.
B. For all other situations in which a member has been offered payment for an appearance, endorsement or exhibition, the member must obtain written approval of U.S. Figure Skating in the form of an Eligible Skater's Compensation Agreement (ESCA).

PSER 18.00 Eligible Skater's Compensation Agreement ("ESCA")

A. Members seeking permission from U.S. Figure Skating to accept payment for an appearance, endorsement or exhibition, that is not sanctioned by U.S. Figure Skating must submit a request for approval of an ESCA to U.S. Figure Skating at least two weeks prior to the activity.
    1. Submit a request for the approval of an ESCA to the CEO at least two weeks prior to the activity for which the member will be paid. (U.S. Figure Skating will reserve discretion to accept a request for an ESCA that does not comply with the time deadline if the member can show cause why they could not submit the request in a timely manner.) The request will take the form of a draft ESCA agreement, signed by the member, the member's parent or guardian, if the member is a minor and the contractor (the individual or entity who has offered the skater member payment). Forms for the ESCA are available from U.S. Figure Skating headquarters or on the Members Only site.
    2. Submit a processing fee with the draft ESCA agreement.
B. Upon receipt of the request for an ESCA, U.S. Figure Skating will review the draft ESCA and make a determination whether to approve the request. The request for an ESCA will not be approved if U.S. Figure Skating determines that:
    1. The activity for which the ESCA request has been submitted does not, in the judgment of U.S. Figure Skating, comply with the Rulebook or other applicable laws and regulations that U.S. Figure Skating is obligated to follow; or
    2. The activity for which the ESCA request has been submitted presents a conflict with any outstanding U.S. Figure Skating contractual obligations, the approval of which may place U.S. Figure Skating in breach of its contractual obligations.
C. Once countersigned by U.S. Figure Skating, the draft ESCA submitted for approval becomes an approved contract and the member may proceed under the terms of the ESCA.
D. Eligible members entering into an ESCA must limit the activities that are the subject of the ESCA during the following time periods:
    1. Two weeks before the first official practice of the following competitions at which the member will compete: all U.S. Figure Skating qualifying competitions, except National Qualifying Series events, (see Rule of Sport 1022) and international competitions sanctioned by the ISU; and
    2. The period of time between U.S. Figure Skating Championships and the World Championships, which may include the Olympic Winter Games, if the member has qualified.

PSER 19.00 Gifts and Expenses

PSER 19.01 Monetary or non-monetary gifts may be presented to eligible members for appearances in sanctioned exhibitions and ice shows:

A. Eligible member may receive a monetary gift, without any restriction to the amount, for performing in a sanctioned event without signing an Eligible Skater Compensation Agreement, as long as such member's name is listed on the Application for Performance Sanction.
B. Any member leaving home for the purpose of giving an exhibition or participating in a sanctioned ice show will be entitled to reimbursement of reasonable expenses. In accordance with the current, approved U.S. Figure Skating Travel and Expense Policy, available on the Members Only site, members are required to render an accounting of their expenses incurred to the member club, sponsor or promoter.

C. Eligible members who have not reached the age of 18 years may apply for payment of expenses as defined in PSER 19.01 (B) for one other member besides themselves, provided such member is 18 years of age or older and is a properly qualified chaperone or companion.
D. The eligible member may commission the home club to make all arrangements for the payment of expenses.
E. The member club or sponsor hosting the event may make reimbursement of expenses directly to the exhibiting member or designated chaperone or companion (per PSER 19.01 (C)) if requested.
F. The expense rules of the foreign associations or those of the ISU must be observed in all cases of foreign exhibitions.

PSER 19.02 Eligible members of member clubs violating or failing to conform to any of the foregoing expense rules, or concealing such violations, will be subject to disciplinary action, which may include disqualification of the eligible member and expulsion of the club from membership.

PSER 20.00 Assessment Fees and Financial Reports

PSER 20.01 Assessment fees are required for sanctioned ice shows and exhibitions when the event(s) is being sponsored or cosponsored by a promoter (for a profit or nonprofit organization), other than the rink in which the sanctioning club is headquartered, a nonmember club or a charity, or when the event is one of unusual or national prominence. The sponsor/promoter must pay the assessment fee.

A. The assessment fee is:
   1. Two and one-half percent if gross receipts or donation to member club is $500–$5,000;
   2. Five percent if gross receipts or donation to member club is more than $5000 but not more than $100,000;
   3. Seven and one-half percent if gross receipts or donation to member club exceeds $100,000.

   Note: Gross receipts are the funds derived from the admission charges of ice shows, exhibitions or personal appearances before deducting taxes and other expenses of the event. If figure skating is a portion of the event, the gross receipts are defined as that portion of the admission charge that relates to the figure skating portion of that event.
B. The CEO will have the right to negotiate additional fees to promoters that will benefit either the Memorial Fund or U.S. Figure Skating.
C. Assessment fees are required for ice shows and exhibitions when it is for the benefit of the Memorial Fund. Seventy percent of the net profits will be donated to the general fund of the Memorial Fund.
D. For any sanctioned event that requires an assessment fee, the Financial Report of Sanctioned Performance must be filed with U.S. Figure Skating headquarters by the member club, individual or team issued the sanction within 60 days following the event. The assessment fee is to be remitted by check or money order payable to U.S. Figure Skating together with the financial report.
E. Failure to file the report or pay the assessment fee within 60 days will result in a penalty fee of $25 and the withholding of further sanctions from the delinquent member club during the period of its continuing default. Should such delinquency persist beyond 120 days from the date of the event, disciplinary action may be taken against the delinquent club.

PSER 20.02 Assessment fees are not required for:

A. Sanctioned ice shows, exhibitions, appearances and entertainment hosted by a member club provided that the net profits in full are used in the promotion of figure skating for its club members and/or for the benefit of a charity;
B. Exhibitions that are a minor part of the entertainment event even though admission is charged (e.g. intermission at hockey games); or
C. Exhibitions and appearances of eligible skaters members held in Canada.

PSER 21.00 Foreign Performance Sanctions

Sanctions for international amateur athletic participation in ice shows or exhibitions:

PSER 21.01 Canadian Sanctions

A. U.S. Figure Skating eligible members may appear in a skating ice show or exhibition sanctioned by Skate Canada without the need for such skating ice show or exhibition to have been separately sanctioned by U.S. Figure Skating. Prior to participating in the ice show or exhibition, however, the member must receive written evidence from the sponsoring organization that Skate Canada has sanctioned the entire event in which they will be participating.
B. If, in conjunction with the ice show or exhibition sanctioned by Skate Canada, the U.S. Figure Skating member has been offered payment for an appearance, endorsement or exhibition performance that involves the use of the member's skating skills, identity or reputation as a member, the member must comply with the provisions of PSER 19.02 before they are authorized to participate in the activity or receive payment.
C. U.S. Figure Skating clubs desiring to hold events in Canada are subject to Skate Canada rules.
D. Canadian skaters may appear in U.S. Figure Skating sanctioned ice shows or exhibitions; however they must present written permission to do so from Skate Canada to the host organization.
E. Canadian clubs seeking sanctions for ice shows and exhibitions in the United States must submit a sanction application to U.S. Figure Skating headquarters.

PSER 21.02 Other Foreign Sanctions

A. U.S. Figure Skating headquarters must provide permission for all exhibitions or other appearances by U.S. Figure Skating members in a foreign country, other than Canada. If, in conjunction with the foreign exhibition or appearance, the U.S. Figure Skating member has been offered payment for an appearance, endorsement or exhibition performance that involves the use of the member's skating skills, identity or reputation as a member, the member must comply with the provisions of PSER 19.02 before being authorized to participate in the activity or receive payment.

B. Non-U.S. citizens from countries other than Canada and U.S. citizens who have been released by U.S. Figure Skating to represent a foreign federation other than Canada must have documentation that they are in good standing with and have permission from their federation to appear in an exhibition.

Rules for Officials

Rules for Domestic Officials

DOR 1.00 Definition of Official

Any member who is certified by U.S. Figure Skating as an announcer, data operator, judge, music coordinator, referee, scoring official, scoring system technician, technical controller, technical specialist or video replay operator is an official of U.S. Figure Skating.

DOR 2.00 Compliance and Authorization to Officiate

Officials of U.S. Figure Skating must meet the following requirements to officiate at sanctioned events:

A. Must be at least 18 years old;
B. Must meet all compliance requirements;
C. May serve only in the role(s) / capacity that they are certified for; and
D. Must be current on the continuing education and activity requirements necessary for their role.

The Handbook for Officials will document guidelines for earning and maintaining appointments as well as serving in such role(s) and/or capacity.

DOR 3.00 Authorization to Officiate

A. Compliant officials will be authorized to act as an official in their designated classification at any test session or competition if they are not inactive and have not retired or been removed, suspended or demoted.
B. Officials are authorized to act as an official at skating tests and competitions sanctioned by U.S. Figure Skating, including sanctioned competitions sponsored by nonprofit organizations. See Rules of Sport 2130-2135, 3030-3048 and 4530-4535 for Rules on what types, numbers and levels of officials are required at qualifying competitions, nonqualifying competitions and test sessions, respectively.
C. The Domestic Officials Committee will initiate disciplinary action against any official who acts as an official in an event for which they are not authorized.

DOR 4.00 Handbook for Domestic Officials

The Handbook for Domestic Officials will document the guidelines for earning appointments, maintaining appointments and earning reappointments. This document will be reviewed and approved by the Domestic Officials Committee and published on the Members Only Site no later than Aug. 1 each season.

DOR 5.00 Officials Standard of Conduct

DOR 5.01 Officials are required to adhere to the Code of Conduct and the Officials Standards of Professionalism.

DOR 5.02 The following Officials Creed Standard of Conduct is established for the guidance of all officials of U.S. Figure Skating sanctioned activities:

- I consider it an honor and a privilege to be an official for U.S. Figure Skating.
- I will make my judgment to the best of my ability with all humility and then will keep my own counsel unless questioned officially.
- I will free my mind of all former impressions, be cooperative and punctual and do my best always to improve my knowledge and to uphold the dignity of the sport.

DOR 5.03 Officials will refrain from publishing or emailing any statements or making comments online concerning figure skating tests and competitions.

DOR 5.04 Judges may not stand or sit together nor communicate with each other or with spectators or skaters (i.e. competitors or test candidates) while judging. They may not compare notes with one another and must judge independently. In addition, judges may not consult previously prepared marks during a competition and will not write down the announced scores of any skater or team during an event they are judging.

DOR 5.05 Violations of DOR 5.00-5.04 may be deemed adequate grounds for appropriate action by the Domestic Officials Committee.

DOR 6.00 Applications for Appointment as an Official

DOR 6.01 Applications for appointment as an official must be submitted using the official form and will be reviewed within 60 days of receipt.

DOR 6.02 Within 60 days of receipt of an application, the appropriate vice chair as designated by the chair of the Domestic Officials Committee must review the application according to the committee's policies and notify the applicant of the committee's decision. If the decision constitutes appointment, the date of the notification will be the effective date of the appointment, and a copy of the notification will be sent to U.S. Figure Skating headquarters for recording on the appropriate officials list.

DOR 7.00 National Appointments

Recommendations for national appointments must be approved by the Board of Directors. Such recommendations can be presented by the chair of the Domestic Officials Committee.

DOR 8.00 Appointment of Foreign Officials

An official of a member association of the ISU who is residing either temporarily or permanently in the United States and who meets the requirements under DOR 1.00 may be appointed as an official of the U.S. Figure Skating in the same classification, upon submission of an official application to the chair of the Domestic Officials Committee.

DOR 9.00 Judging and Coaching

A. U.S. Figure Skating members who are coaches may earn appointments as test judges and judge tests in accordance with the Official Rules and the Officials Standards of Professionalism.

B. U.S. Figure Skating test and competition judges may instruct skaters who have not passed any U.S. Figure Skating tests. Such instruction must be as part of a learn-to-skate or Learn to Skate USA® group lesson program and cannot include private lessons.

C. U.S. Figure Skating judges who are full-time college students may coach and judge concurrently. These judges must apply to the chair of the Domestic Officials Committee and provide documentation that confirms their status as a full-time college student. Judges who coach under these guidelines maintain their eligibility to judge tests and competitions and are not subject to the limitations in paragraph B.

DOR 10.00 Inactive Status of Domestic Officials

DOR 10.01 Inactive status for a one-year period may be granted upon written request to the chair of the Domestic Officials Committee. Such inactive status may be extended for one year, if requested, but inactive status may not exceed two years.

DOR 10.02 During the period of inactive status an official is not subject to the requirements of DOR 1.00. However, an inactive official must maintain a current membership with U.S. Figure Skating and continue to adhere to the Bylaws, Official Rules and Policies. Such official will remain on file at U.S. Figure Skating headquarters as an inactive official and receive all communications directed to officials of the same type. An official is not eligible to officiate at competitions or tests while registered in inactive status.

DOR 10.03 Upon written request of an official for reinstatement to active status, the Domestic Officials Committee will designate the necessary requirements.

DOR 10.04 If an inactive official does not request reinstatement to active status by the conclusion of the two-year period, said official will be deemed to have resigned their appointment(s) and will be removed from the list of officials accordingly.

DOR 11.00 Retirement of Domestic Officials

Officials desiring to retire from some or all of their appointments must notify the chair of the Domestic Officials Committee of this desire in writing. The chair will accept the retirement and notify U.S. Figure Skating headquarters to update the official's membership record accordingly. If the official is retiring from any national appointments, the chair will report such action to the Board of Directors at its next in-person meeting. The official's desire to retire will be accepted at the meeting unless other action is directed by the Board of Directors.

DOR 12.00 Recognition of Retired Officials

DOR 12.01 Emeritus Officials

Officials in good standing who have served a minimum of 10 years at any level and who wish to retire voluntarily from all of their appointments will be awarded a certificate as Emeritus Official U.S. Figure Skating. This is honorific only and carries no right to officiate any competition.

DOR 12.02 Honorary National Officials

Honorary national officials are appointed by the Board of Directors from amongst those national officials who retire as per DOR 10.00.

A. Recommendations for such appointments are made by the chair of the Domestic Officials Committee, supported by information from the appropriate national vice chair as may be deemed necessary by the chair.

B. Certificates will be awarded to those appointed.

C. Officials in the honorary classification will be eligible to be reinstated to an appropriate active classification per DOR 13.01, should the reasons for their inactivity cease to exist.

DOR 13.00 Reappointment of Officials

Former U.S. Figure Skating officials may be reappointed by the Domestic Officials Committee upon receipt of a written application and completion of the activity designated by the committee in the Handbook for Domestic Officials Reappointments to the national level require the approval of the Board of Directors once all designated activity has been completed.

DOR 14.00 Formal Complaints Against Officials

Complaints against officials must be made to the Ethics and Professional Standards Committee at usfigureskating.org/skatesafe. See the Disciplinary and Grievance Rules.

Rules for ISU and International Officials

IOR 1.00 Appointments of International Officials

IOR 1.01 Judges with ISU appointments must meet the requirements under DOR 2.00 in order to have their names resubmitted to the ISU.

IOR 1.02 To be considered for nomination, a technical specialist must:

A. Have been a former competitor at a U.S. Figure Skating sanctioned regional, sectional or national championships and

B. Be a United States citizen.

IOR 2.00 Retirement or Resignation of ISU and International Officials

ISU and international officials desiring to resign ISU appointments must submit a written notice of resignation to the chair of the International Officials Committee. The chair will report their recommendations to the Board of Directors for approval. The official will be notified of the action taken and headquarters will notify the ISU if the retirement/resignation is approved.

IOR 3.00 Honorary International Officials

Honorary international officials are appointed by the Board of Directors from among those ISU and international judges, referees, technical controllers, technical specialists and data and replay operators who resign as per IOR 2.00 or who reach the maximum age as defined by the ISU.

A. Recommendations for such appointments are made by the chair of the International Officials Committee.

B. Certificates will be awarded to persons appointed.

U.S. Figure Skating Memorial Fund

Memorial Fund Rules

MFR 1.00 U.S. Figure Skating Memorial Fund

MFR 2.00 Establishment of Fund.

A. U.S. Figure Skating has established a special fund which may be referred to as the "U.S. Figure Skating Memorial Fund."

B. Pursuant to its Articles of Incorporation dated Jan. 14, 2000, The United States Figure Skating Foundation has the responsibility for management and investment of the U.S. Figure Skating Memorial Fund, which is held as a special and separate fund within The United States Figure Skating Foundation.

C. The fund is to be promoted by the activities of the Giving Programs Committee described in the Giving Programs Committee Rules.

MRF 3.00 Purpose of Fund.

The primary purpose of the U.S. Figure Skating Memorial Fund is to memorialize in a manner that would be of assistance to future aspiring figure skaters the 1961 United States World Figure Skating Team, coaches and officials who lost their lives in the tragic crash of their airplane near Brussels, Belgium, on Feb. 15, 1961, while en route to the World Championships in Prague, Czechoslovakia.

MFR 4.00 Receipt of Property.

A. U.S. Figure Skating will receive, accept, take, hold, deal with, disburse and dispose of all property given, transferred, conveyed, devised or bequeathed to the U.S. Figure Skating Memorial Fund only in a manner that is consistent with the mission and purposes of U.S. Figure Skating.

B. Contributions to the U.S. Figure Skating Memorial Fund may be received:

1. In the memory of a specific person; or
2. As an unrestricted gift.

MFR 5.00 Memorial Fund Scholarships.

MFR 5.01 The Giving Programs Committee may award scholarships to assist deserving figure skaters who are in need of financial assistance in order to continue their achievement in competitive figure skating and/or to obtain a college or university education:

A. By paying to or for the benefit of such skaters the cost of all or any part of the expenses incurred for coaching, ice time, travel to qualifying competitions, skates, competition skating attire and the like and/or tuition, board and lodging while attending the colleges or universities of their choice.

B. Race, color, religion, age, gender, gender identity, sexual orientation, national origin, or any other status protected by federal, state or local law, where applicable, will not be considered in the selection of recipients for such awards.

MFR 5.02 Applications Procedures.

A. The U.S. Figure Skating Giving Programs Committee, in partnership with the Development Division, will establish procedures, rules and regulations governing the receipt and review of applications for academic and skating scholarships and the designation of those applicants who are to receive such scholarships in order to ensure that the scholarships are properly granted and used.

B. The Giving Programs Committee may establish such criteria and eligibility standards and adopt such application forms and reports to aid them in determining those applicants who are promising and deserving recipients of awards of scholarships, in allocating the same from the funds available for such purposes and ensuring that such awards are properly made and used consistent with this article.

MFR 6.00 Internal Procedures and Accounting.

MFR 6.01 U.S. Figure Skating will adopt and employ such internal administrative procedures and accounting methods as may be necessary and appropriate to carry out the administration and purposes of the U.S. Figure Skating Memorial Fund. Such procedures and methods include:

A. The creation and use of banking and investment accounts for the U.S. Figure Skating Memorial Fund separate from those of U.S. Figure Skating and

B. Other means sufficient to prevent the commingling of the funds and property of the U.S. Figure Skating Memorial Fund with the general funds and property of U.S. Figure Skating.

Trophies and Medals

TMR 1.00 New Trophies

TMR 1.01 Applications for presentation of new trophies shall be made to the chair of the Competitions Committee before the trophy is purchased and that committee shall make a report and recommendation to the Board of Directors, which shall act on the application.

TMR 1.02 The deed of gift governing national, sectional and regional trophies shall be the standard deed of gift approved by the association. A lump sum payment of $500 shall be made at the time of donation to cover future engraving and repairs and maintenance of donated trophies.

TMR 1.03 All national trophies shall be of value and size appropriate to the event. National, sectional and regional trophies may be of silver-plated copper or silver-plated nickel silver.

TMR 1.04 Trophies may be accepted by U.S. Figure Skating which are presented with the stipulation that they be established in honor of living persons.

TMR 1.05 Trophies accepted by U.S. Figure Skating for singles, pairs, synchronized teams or ice dance couples may only be awarded based on the results of actual judging under the official rules governing the event, except as provided in TMR 6.00.

TMR 1.06 All trophies accepted by U.S. Figure Skating must have either a base or stand with adequate surface or surfaces for the attachment of plates or the donation of an additional plaque with plates. These plates will be engraved with the names and dates of winners and the trophy shall be engraved with the name of the competition, the purpose of the trophy and the donor's or donors' names.

TMR 1.07 Only one trophy is to be presented in the case of all new trophies presented to U.S. Figure Skating for pairs, dance and synchronized skating competitions.

TMR 1.08 An 8 x 10 inch photograph of the trophy must be furnished by the donor with each new trophy accepted by U.S. Figure Skating.

TMR 1.09 Upon approval of the application and acceptance of a new trophy by the Board of Directors, the donor shall comply with all the conditions stipulated in these Official Rules and shall send the new trophy to U.S. Figure Skating.

TMR 2.00 Acceptance of Trophies

TMR 2.01 National, sectional and regional trophies are under the jurisdiction of U.S. Figure Skating and under the supervision of the Competitions Committee chair.

TMR 2.02 At any time after the date of acceptance by deed of gift of a new trophy, U.S. Figure Skating may, at its option, withdraw the trophy. The trophy shall be retained as the property of U.S. Figure Skating.

TMR 3.00 National, Sectional, Regional Trophies and Special Pins

TMR 3.01 All national, sectional and regional trophies shall remain in the possession of U.S. Figure Skating.

TMR 3.02 A U.S. Figure Skating trophy shall be awarded to all national, sectional and regional champions listed in Rule of Sport 2052 and to the members of the winning teams of national and sectional synchronized skating championships for permanent possession. Where a permanent trophy currently exists, U.S. Figure Skating trophy shall be representative of that trophy, except that in the case of the winners of the junior dance event at the U.S. Figure Skating Championships, the U.S. Figure Skating trophy shall be the Hartshorne Skate Pins, ss dictated in rule TMMR 3.04.

TMR 3.03 *Radix Skate Pins*. Mr. Harry E. Radix of Chicago was a past president of the Chicago Figure Skating Club and a long-time member of the Executive Committee. At the time of his death in 1965, he was an honorary member of U.S. Figure Skating. In recognizing achievement in sport, it was the belief of Mr. Radix that a winner should receive recognition in the form of a memento for permanent retention. As a result, he created and presented during his lifetime gold skate pins to the place winners of the major championships in figure skating. Before his death, he established a trust fund in his will for the use and benefit of the Memorial Fund, the income of which is used to continue the award of the Radix Skate Pins in perpetuity. Each of the following will be awarded a Radix Skate Pin made available for distribution by the Giving Program Committee:

A. The winners of the gold, silver and bronze medals in all events of the World Championships who represent U.S. Figure Skating;
B. The winners of the gold, silver and bronze medals in the women's, men's, pairs and ice dance figure skating events of the Olympic Winter Games who represent U.S. Figure Skating;
C. The winners of the gold, silver, bronze and pewter medals in the junior and senior divisions at the U.S. Figure Skating Championships; and
D. The winners of the junior dance event at the Midwestern Sectional Ice Dance Challenge.

TMR 3.04 *Hartshorne Skate Pins*. Each of the winners of the gold medal in the junior dance championship of the United States is awarded a Hartshorne Skate Pin.

TMR 4.00 Medals

TMR 4.01 U.S. Figure Skating shall provide medals for all events that are required to be held at the U.S. Pairs Final, U.S. Ice Dance Final, sectional singles finals, synchronized sectional championships and adult sectional championships.

TMR 4.02 No later than 30 days before a qualifying competition, U.S. Figure Skating headquarters shall ship, to the trophy and medal chair of the competition (or other appropriate person), an inventory of medals sufficient for the competition. Any unused medals shall be returned to U.S. Figure Skating headquarters in original condition for credit promptly after the competition, or the club shall be subject to a monetary fine.

TMR 4.03 In all qualifying competitions, medals shall be awarded to competitors placing first, second, third and fourth in the final round of required events. The method of presentation of trophies and medals at all qualifying competitions for required events is defined in the awards protocol and must be observed by the local organizing committee.

A. Medals shall be awarded to first, second, third and fourth place skaters/teams only for final placements of required events.
B. Medals, smaller than those awarded for the final rounds, shall be provided for those placing first, second, third and fourth in the qualifying rounds for required events.
C. Medals for events which are not required by the Official Rules shall be the responsibility of the host club.
D. In the case of ties, duplicate medals for the place for which the competitors are tied shall be awarded and the permanent trophy, if any, shall carry the names of all tied competitors.

TMR 4.04 U.S. Figure Skating Championships — for all championship of the United States events and all junior events: first, 10K gold; second, silver; third, bronze; fourth, an appropriate medal.

TMR 4.05 The medals for all national junior events and all national novice events shall be of smaller size than those awarded for the singles, pairs and ice dance championships of the United States.

TMR 4.06 National novice, intermediate and juvenile events: first, gold-filled; second, silver; third, bronze; fourth, an appropriate medal.

TMR 4.07 National, sectional and regional synchronized skating championships:

A. For all synchronized skating championship events, medals will be awarded: first, gold-like medals; second, silver-like medals; third, bronze-like medals; fourth, pewter-like medals.
B. All skaters listed on the team roster shall receive a medal. Coaches will not receive medals.

TMR 4.08 U.S. Adult Figure Skating Championships and qualifying events at adult sectional championships: first, gold-like medals; second, silver-like medals; third, bronze-like medals; fourth, an appropriate medal.

TMR 4.09 Medals are awarded for placement in actual competition only. Medals are not awarded for exhibitions or critiques.

TMR 5.00 Certificates of Participation

TMR 5.01 All competitors may obtain a certificate attesting to the fact that they have competed in a qualifying competition (see Rule of Sport 1022) and will be notified of the availability and location of the certificates.

TMR 6.00 Special Awards and Trophies

TMR 6.01 Club Team Award – Adult. The club represented by the most competitors and medalists at the U.S. Adult Figure Skating Championships will receive the Club Team Award for the U.S. Adult Figure Skating Championships. The scoring process used to determine the winner(s) will be detailed each year in the competition announcement.

TMR 6.02 The Yvonne M. Dowlen Trophy. Awarded annually to the oldest registered competitor who completes an event at the U.S. Adult Figure Skating Championships. A competitor is permitted to receive this award once every three years. If a competitor has won the previous two years, then the next oldest eligible competitor will be that year's recipient.

TMR 6.03 Davis & White Global Excellence Award

A. Awarded at the U.S. Figure Skating Championships to ice dance teams who medaled at the most recent ISU Grand Prix of Figure Skating Final, Olympic Winter Games or ISU World Figure Skating Championships in the ice dance event.
B. Recipients of the Davis & White Global Excellence Trophy will have their names engraved on the base of the trophy.

Trophy Listing

U.S. FIGURE SKATING CHAMPIONSHIPS

- Championship Men's Champion: George H. Browne Memorial Bowl, donated by The Skating Club of Boston.
- Championship Women's Champion: Owen Memorial Trophy, donated by F. Ritter Shumway and The Skating Club of Boston in memory of Mrs. Maribel V. Owen, Maribel Y. and Laurence R. Owen.
- Championship Pairs Champions: Henry Wainwright Howe Memorial Trophy, donated by members of the Association.
- Championship Ice Dance Champions: Radix Trophy, donated by Harry E. Radix.
- Junior Men's Champion: Irving Brokaw Memorial Trophy, donated by Mrs. Leonard J. Cushing, Mrs. Richard D. Tucker, and Mrs. James D.P. Bishop.
- Junior Women's Champion: Tower Trophy, donated by James A. Tower.
- Junior Pairs Champions: Will Sears Memorial Trophy, donated by The Skating Club of New York.
- Junior Ice Dance Champions: Hartshorne Trophies and skate pins donated by Harold Hartshorne.
- Novice Men's Champion: Jean-Pierre Brunet Memorial Trophy, donated by Oscar A. Morgan.
- Novice Women's Champion: Heaton R. Robertson Memorial Trophy, donated by members of the Association.
- Novice Pairs Champions: Bruno M. Jerry Trophy, donated by his family, the Baltimore FSC, and the Skater's Education and Training Fund.
- Novice Ice Dance Champions: Vincent and Eleanor Gumbs Memorial Trophy, donated by The Cantiague Figure Skating Club and the Metropolitan Figure Skating Club.
- Intermediate Women's Champion: The Inaugural Chair's Trophy, donated by the United States Figure Skating Association.
- Intermediate Men's Champion: The Inaugural Chair's Trophy, donated by anonymous.
- Intermediate Pairs Champions: Yvonne Sherman Tutt and William Thayer Tutt Trophy, donated by the Broadmoor Skating Club.
- Intermediate Ice Dance Champions: Marilyn Goldstein Memorial Trophy, donated by Lainie DeMore and Harry Gleeson.
- Juvenile Boys Champion: Annette Cramer Memorial Trophy, donated by the Broadmoor Skating Club.
- Juvenile Girls Champion: The William J. Brennan Memorial Trophy, donated by the New York Regional Council of Figure Skating Clubs.

U.S. SYNCHRONIZED SKATING CHAMPIONSHIPS

- Senior Team Champions: Dr. Richard E. Porter Trophy, donated by the Ann Arbor Figure Skating Club and the patrons of the Hockettes Synchronized Skating Team.
- Junior Team Champions: Lee Ann Miele Memorial Trophy, donated by the New England Interclub Council
- Collegiate Team Champions: Vicki Korn Memorial Trophy, donated by Devon Hensel and Karin Sherr
- Adult Team Champions: Charles W. Philip, Jr. Trophy, donated by the Fabulous Forties of the Los Angeles Figure Skating Club.
- Masters Team Champions: Presented in Memory of Paula Smart, donated by Jeff Moxie and Lori Rose

U.S. ADULT FIGURE SKATING CHAMPIONSHIPS

- Championship Masters Junior-Senior Women's Champion: Trophy donated by Rhea Schwartz.
- Championship Masters Junior-Senior Men's Champion: Trophy donated by John Richardson.
- Championship Masters Intermediate-Novice Women's Champion: The Paula Smart Memorial Trophy, donated by the Friends of Paula Smart
- Championship Masters Intermediate-Novice Men's Champion: Trophy donated by Michael Rubke.
- Championship Masters Pairs Champions: Trophy donated by Friends of Adult Pair Skating.
- Championship Adult Gold Women's Champion: Trophy donated by the Eastern Adults Club and the Buffalo Skating Club.
- Championship Adult Gold Men's Champion: Trophy donated by Dr. Antonio Conte.
- Championship Adult Ice Dance Champions: Dr. Samuel Weinstock Trophy, donated by Wendy Mlinar.
- Championship Adult Silver Women's Champion: Trophy donated by Lori Fussell.
- Championship Adult Silver Men's Champion: Trophy donated by Michael R. Cruz.
- Adult Gold Ice Dance Champions: Skating Club of Westchester Founders Trophy, donated by the Skating Club of Westchester.
- Adult Silver Ice Dance Champions: Frank Frey Memorial Trophy, donated by the Centennial Skating Club.
- Adult Bronze Ice Dance Champions: Richard D. Stutzke Memorial Trophy, donated by the Friends of Dick Stutzke.
- Centennial Ice Dance Champions: Stanley and Sally Urban Trophy, donated by Stanley and Sally Urban.
- Oldest Competitor: The Yvonne M. Dowlen Trophy, donated by the Friends of Yvonne Dowlen.
- Small Club Team Competition: Ashleyann Carlson Memorial Small Team Trophy, donated by the Centennial Skating Club.
- Large Club Team Competition: Trophy donated by the Los Angeles FSC.

SECTIONAL FIGURE SKATING CHAMPIONSHIPS

EASTERN SECTION

- Senior Men's Champion: Roger F. Turner Trophy, donated by the Skating Club of Lake Placid.
- Senior Women's Champion: The Lake Placid Trophy, donated by the Skating Club of Lake Placid.
- Senior Pairs Champions: Ruth Parkinson Memorial Trophies, donated by the Washington Figure Skating Club.
- Senior Ice Dance Champions: C.L. Parker Memorial Trophies, donated by the Washington Figure Skating Club.
- Junior Men's Champion: Buddy White Memorial Trophy, donated by the Hershey Figure Skating Club in memory of Charles White, Jr.
- Junior Women's Champion: David T. Layman, Jr., Memorial Trophy, donated by The Junior Skating Club of New York.
- Junior Pairs Champions: Howard D. Herbert Memorial Trophies, donated by the Buffalo Skating Club.
- Junior Ice Dance Champions: Eastern Junior Ice Dance Trophies, donated by F. Ritter Shumway.
- Novice Men's Champion: Willie Frick Memorial Trophy, donated by Mrs. Sally Hull Jones.
- Novice Women's Champion: Trophy donated by the Brooklyn Figure Skating Club.
- Novice Ice Dance Champions: Eastern Novice Ice Dance Trophies, donated by F. Ritter Shumway.
- Intermediate Men's Champion: Joseph E. Byer Memorial Trophy, donated by Mr. and Mrs. Robert T. Meek.
- Intermediate Women's Champion: James L. Karrick, Jr., Memorial Trophy, donated by the Washington Figure Skating Club.
- Intermediate Ice Dance Champions: Jerome Ross Memorial Trophies, donated by the Rye Figure Skating Club.

MIDWESTERN SECTION

- Senior Men's Champion: Douglas Ramsay Memorial Trophy, donated by the Detroit Skating Club.
- Senior Women's Champion: Alexander J. Krupy Memorial Trophy, donated by the Chicago Figure Skating Club.
- Senior Pairs Champions: Walter S. Powell Memorial Trophies, donated by Mrs. Helen Lamb Powell.
- Senior Ice Dance Champions: Danny Ryan Memorial Trophies, donated by the Skating Clubs of the Indianapolis Coliseum.
- Junior Men's Champion: Fred W. Premer Memorial Trophy, donated by Mrs. Benjamin T. Wright.
- Junior Women's Champion: Raymond Cup donated by Donald Raymond.
- Junior Pairs Champions: Metternich Trophy, donated by B.H. Metternich.
- Junior Ice Dance Champions: Harry E. Radix Memorial Trophies and skate pins, donated by the Chicago Figure Skating Club.
- Novice Men's Champion: Carl W. Chamberlin Memorial Trophy, donated by the Broadmoor Skating Club.
- Novice Women's Champion: Trophy donated by the Fargo-Moorhead Winter Club.
- Novice Pairs Champions: Nancy Glenn Memorial Trophies, donated by the Wagon Wheel Figure Skating Club.
- Novice Ice Dance Champions: Trophy donated by the Rochester Figure Skating Club.
- Intermediate Men's Champion: Reynold C. Berglund, Jr., Memorial Trophy, donated by the Chicago Figure Skating Club.
- Intermediate Women's Champion: Jack Kuppig Memorial Trophy, donated by the Chicago Figure Skating Club.
- Intermediate Ice Dance Champions: Robert Nardozza Trophy, donated by the Lone Star Figure Skating Club.
- Juvenile Ice Dance Champions: Garrett Swasey Trophy, donated by the Broadmoor Skating Club.

PACIFIC COAST SECTION

- Senior Women's Champion: John Johnsen Memorial Trophy, donated by the Puget Sound Inter-Ice Skating Club Association.
- Senior Pairs Champions: Memorial Trophies, donated by the Seattle Skating Club and Mr. and Mrs. L.V. Hickox, in memory of Ray Hadley, Jr., Ila Ray Hadley, William Hickox and Laurie Hickox.
- Senior Ice Dance Champions: Trophies donated by the Los Angeles Figure Skating Club.
- Senior Ice Dance (to the winners of the free dance segment of the Senior Ice Dance Championship): Roger Campbell and Dona Lee Carrier Memorial Trophies, donated by the Southern California Inter-Club Association.
- Junior Men's Champion: Howell Janes Memorial Trophy, donated by the St. Moritz Ice Skating Club.
- Junior Women's Champion: David Guntert Memorial Trophy, donated by the Southern California Inter-Club Association.
- Junior Pairs Champions: Memorial Trophies, donated by the Seattle Skating Club and Mr. and Mrs. L.V. Hickox in memory of Ray Hadley, Jr., Ila Ray Hadley, William Hickox and Laurie Hickox.
- Junior Ice Dance Champions: Kenneth Bonnickson Memorial Trophies, donated by the St. Moritz Ice Skating Club.
- Novice Men's Champion: Kenneth L. Brown Trophy donated by the St. Moritz Ice Skating Club.
- Novice Ice Dance Champions: Diane Sherbloom Memorial Trophy, donated by the Southern California Inter-Club Association.
- Intermediate Men's Champion: South Bay Figure Skating Club Trophy, donated by the South Bay Figure Skating Club.
- Intermediate Women's Champion: South Bay Figure Skating Club Trophy, donated by the South Bay Figure Skating Club.
- Intermediate Ice Dance Champions: Frank H. Davenport Memorial Trophy, donated by the University Figure Skating Club of Berkeley.

REGIONAL FIGURE SKATING CHAMPIONSHIPS

NEW ENGLAND REGION

- Senior Men's Champion: Kelley Memorial Trophy, donated by Dr. and Mrs. Vincent J. Kelley, in memory of Gregory E. and Nathalie F. Kelley.
- Senior Women's Champion: Owen Memorial Trophy, donated by Ronna Mae Goldblatt in memory of Mrs. Maribel V. Owen, Maribel Y. and Laurence R. Owen.
- Junior Men's Champion: Bradley R. Lord Memorial Trophy, donated by Mr. and Mrs. Roy F. Lord.
- Junior Women's Champion: Nancy Conway Bagloe Memorial Trophy donated by her friends.
- Novice Men's Champion: Montgomery Wilson Memorial Trophy, donated by Mrs. Sally H. Jones.
- Novice Women's Champion: Gertrude C. Vinson Memorial Trophy, donated by Mr. and Mrs. Louis Goldblatt.

NORTH ATLANTIC REGION

- Senior Men's Champion: John L. Kirsch Memorial Trophy, donated by Mrs. John L. Kirsch, family and friends.
- Senior Women's Champion: Dr. Stephen Arnold Memorial Trophy, donated by friends of Dr. Stephen Arnold.
- Junior Men's Champion: Donald J. Munz Memorial Trophy, donated by the Clinton Figure Skating Club.
- Junior Women's Champion: Tamie Oestreicher Memorial Trophy, donated by the Long Island Figure Skating Club.
- Novice Men's Champion: Bernice Hiltzik Memorial Trophy, donated by the Long Island Figure Skating Club.
- Novice Women's Champion: Lawrence C. Shire, Jr., Memorial Trophy, donated by Dr.and Mrs. Elliott S. Cohen.
- Intermediate Women's Champion: Gwen Iles Memorial Trophy donated by the Clinton Figure Skating Club.

SOUTH ATLANTIC REGION

- Senior Women's Champion: Abbot Paige Mills Memorial Trophy, donated by Mrs. Abbot P. Mills and family.
- Junior Women's Champion: John A. Szimkunas Memorial Trophy, donated by Mrs. John A. Szimkunas and the Skating Club of Wilmington.
- Novice Women's Champion: Betty Stark Trophy, donated by the Florida Interclub Council.
- Intermediate Women's Champion: Laura Cassalia Memorial Trophy, donated by the members of the Old York Road Skating Club.
- Juvenile Girls Champion: Michael Hughes Memorial Trophy, donated by the Capital Skating Fund.

EASTERN GREAT LAKES REGION

- Junior Women's Champion: Kathryn E. Tenney Memorial Trophy, donated by the Troy Skating Club.
- Intermediate Men's Champion: Sonya Helmer Memorial Trophy, donated by the Flint Skating Club.
- Intermediate Women's Champion: Jane Dubos Memorial Trophy, donated by the Skating Club at Bloomfield Hills.

SOUTHWESTERN REGION

- Senior Men's Champion: James Holmquist Memorial Trophy, donated by the Figure Skating Club of Omaha.
- Senior Women's Champion: Lucille Miller Memorial Trophy, donated by the Chaparral Figure Skating Club.
- Junior Men's Champion: Harold J. Hyden Memorial Trophy donated by the junior members of the Denver Figure Skating Club.
- Junior Women's Champion: Edi Scholdan Memorial Trophy, donated by the Broadmoor Skating Club.
- Novice Men's Champion: Gen. Frank F. Bell Trophy, donated by the Dallas Figure Skating Club.
- Novice Women's Champion: Richard F. Mellen Memorial Trophy, donated by the Dallas Figure Skating Club.
- Juvenile Girls' Champion: Sharon and Stephanie Westerfeld Memorial Trophy, donated by the Broadmoor Skating Club.

UPPER GREAT LAKES REGION

- Senior Men's Champion: Arthur F. Preusch, Sr., Memorial Trophy, donated by the Braemar-City of Lakes Figure Skating Club.
- Senior Women's Champion: Charles A. McCarthy Memorial Trophy, donated by the Chicago Figure Skating Club.
- Junior Men's Champion: Harry N. Keighley Memorial Trophy, donated by the Wagon Wheel Figure Skating Club.
- Intermediate Women's Champion: Trophy, donated by the South Side Ice Club of Chicago.

CENTRAL PACIFIC REGION

- Senior Women's Champion: Camil Roos Memorial Trophy, donated by The Skating Club of San Francisco.
- Junior Women's Champion: Trophy, donated by the Central California Inter-Club Association.
- Novice Women's Champion: W.J. Kerth Memorial Trophy, donated by the Capital City Figure Skating Club.
- Intermediate Women's Champion: Trophy, donated by the Capital City Figure Skating Club.
- Juvenile Boys Champion: Robert G. Myers Memorial Trophy, donated by the Crystal Springs Ice Skating Club.
- Juvenile Girls Champion: Robert G. Myers Memorial Trophy, donated by the Crystal Springs Ice Skating Club.

NORTHWEST PACIFIC REGION

- Senior Men's Champion: Jack Boyle Award, donated by Jack Boyle.
- Senior Women's Champion: Overlake Skating Club Trophy, donated by the junior members of the Overlake Skating Club.
- Junior Men's Champion: Beverly J. Schroeder Memorial Trophy, donated by the Portland Ice Skating Club.
- Junior Women's Champion: Lou Olson Memorial Trophy, donated by the Seattle Skating Club.
- Novice Women's Champion: Trophy, donated by the Seattle Skating Club.
- Juvenile Boys Champion: Peter A. Radmilovich Memorial Trophy, donated by Mrs. Peter A. Radmilovich, family and friends.
- Juvenile Girls Champion: Deann Olson Trophy, donated by the friends of Deann Olson.

SOUTHWEST PACIFIC REGION

- Senior Men's Champion: Ernest Berry Memorial Trophy, donated by the Los Angeles Figure Skating Club.
- Senior Women's Champion: Otto Dallmayr Trophy, donated by the Los Angeles Figure Skating Club.
- Junior Men's Champion: Donald M. Beedon Memorial Trophy, donated by The Skating Club of Van Nuys.
- Junior Women's Champion: Trophy, donated by the North Hollywood Figure Skating Club.
- Novice Men's Champion: Trophy, donated by the Norwalk Figure Skating Club.
- Novice Women's Champion: Trophy, donated by the Glacier Falls Figure Skating Club.
- Intermediate Men's Champion: Marvin Emerson Memorial Trophy, donated by the Glacier Falls Figure Skating Club.
- Intermediate Women's Champion: Trophy, donated by the Arctic Blades Figure Skating Club.
- Juvenile Boys Champion: Vsevold Von Sonn Memorial Trophy, donated by the Glacier Falls Figure Skating Club.
- Juvenile Girls Champion: Marge Tressman Memorial Trophy, donated by the San Diego Figure Skating Club.

SECTIONAL SYNCHRONIZED SKATING CHAMPIONSHIPS

EASTERN SECTION

- Junior Team Champions: Phyllis Hirshman Memorial Trophy, donated by the Long Island Figure Skating Club.
- Novice Team Champions: V.L. Widler Memorial Trophy, donated by the Buffalo Skating Club.
- Adult Team Champions: Joan S. Burrows Memorial Trophy, donated by the Essex Skating Club.

NATIONAL SHOWCASE

- Production Champions: Kathy SlackTrophy donated by Harmony Theatre Company.

INACTIVE and RETIRED

The U.S. Figure Skating Museum is the custodian for a large number of lovely and valuable trophies, many of which have been retired or become inactive for various reasons. Some of those reasons being: the elimination of figure events; elimination of specific event(s) from the designated competition; a rule requiring that trophies be awarded only for the results of the actual judging of an event; and the elimination of "permanent" trophies. Permanent trophies were given into the physical possession of the winners to keep.

The majority of the trophies in the collection are perpetual trophies and the winners' name is engraved onto the trophy but the trophy remains in the possession of U.S. Figure Skating. At one time, these perpetual trophies traveled - that is, they were in the possession of the winner for the year of their win. As a result of this practice, many of these beautiful trophies were damaged or lost and in the 1970s the practice was halted.

It was felt that it would be a fitting tribute to the donors, clubs and winners of these trophies to once again list them in this publication.

- U.S. Championship Women's Figures Champion: The Owen Memorial Trophy donated by F. Ritter Shumway and The Skating Club of Boston in memory of Mrs. Maribel V. Owen, Maribel Y. and Laurence R. Owen. Presented in 1991.
- U.S. Championship Women's Champion: Gertrude Cheever Porter Trophy, donated by Mrs. Porter. Presented in 1932 and replaced in 1971 by the Owen Memorial Trophy.
- U.S. Championship Senior Men's Champion or Junior Men's Champion: Oscar L. Richard Trophy donated by Oscar L. Richard to be given for the outstanding artistic performance by a senior or junior man. Presented in 1947 and retired in 1957.
- U.S. Championship Senior Women's Champion or Junior Women's Champion: Oscar L. Richard Trophy donated by Oscar L. Richard to be given for the outstanding artistic performance by a senior or junior woman. Presented in 1944 and retired in 1957.
- U.S. Championship Fours Champions: Henry Wainright Howe Fours Trophy donated by Clara Hartman, Grace Munstock, Paul Armitage and Joel Liberman (four-time winners of the trophy). Presented in 1923 and retired in 1954. Reactivated in 1992 and again retired in 2001.
- U.S. Championship Junior Pairs Champions: Joel B. Liberman Trophy, donated by Joel B. Liberman. Presented in 1947 and retired in 1960.
- U.S. Championship Junior Pairs Champions: Skating Club of New York Trophy, donated by the Skating Club of New York. Two trophies were presented in 1960. In 1976 one of the trophies was lost in shipment and could not be replaced. The Skating Club of New York donated two new trophies, which are still in use.

- U.S. Championship: the Harned Trophy given to the club whose skaters earned the most points in all events at the U.S. Championships. Presented in 1938 and retired in 1976.
- Eastern: The Goodwin Memorial Trophy. This was a "points" trophy presented in 1960 and retired in 1975.
- Eastern Novice Men's Champion: The Zirkelbach Trophy presented in 1948 and retired in 1965.
- Eastern Adult Ice Dance Champions: Hartshorne Trophies donated by Harold Hartshorne
- Midwestern: The Cleveland Skating Club Memorial Trophy. This was a "points" trophy presented originally in 1954 and retired in 1974.
- Midwestern Senior Pairs Champions: A Radix award presented in 1935 and retired in 1956.
- Midwestern Junior Ice Dance Champions: The Rochester Figure Skating Club Trophy presented in 1950 and retired in 1964.
- Midwestern Ice Dance Champions: Radix Ice Dance Trophy presented in 1938 and retired in 1948.
- Midwestern Juvenile Boys: The Hoyt Trophy presented in 1961 and retired in 1966.
- Pacific Coast: The George Stiles Trophy. This was a "points" trophy, retired in 1956.
- Pacific Coast: The Deane E. McMinn Memorial Trophy. This was a "points" trophy donated by the Southern California Interclub Association.
- Pacific Coast Senior Women's Figures Champion: Rhode Lee Michelson Memorial Trophy, donated by the Southern California Inter-Club Association.
- Pacific Coast Gold Ice Dance Champions: A Radix award presented in 1956 and retired in 1964
- Pacific Coast Novice Women's Figures Champion: Dorothy Ballantine Trophy, donated by the St. Moritz Ice Skating Club.
- Pacific Coast Veterans Ice Dance Champions: The Gavers Memorial Trophy donated by the Southern California Inter-Club Association. Presented in 1955 and retired in 1957.
- New England Senior Pairs Champions: Dudley S. Richards Memorial Trophies, donated by Mr. and Mrs. Byron U. Richards.
- New England: The Rotch Trophy. This was a "points" trophy presented in 1964 and retired in 1965.
- New England Adult Ice Dance Champions: Frank H. Tieule Memorial Trophies, donated by the New England Inter-Club Council.
- North Atlantic Senior Women's Figures Champion: Manhattan Figure Skating Club Trophy, donated by Mrs. Eleanor W. Firth.
- North Atlantic Senior Pairs Champions: William F. Linger Memorial Trophies, donated by Mr. and Mrs. Robert S. Feldman and the Long Island Figure Skating Club.
- North Atlantic Senior Ice Dance Champions: Dr. E. Clarence Kern Memorial Trophies, donated by the Essex Skating Club of New Jersey.
- North Atlantic Junior Women's Figures Champion: Long Island Figure Skating Club Trophy, donated by Dr. and Mrs. Elliott S. Cohen.
- North Atlantic Junior Pairs Champions: Norman McCullagh Zanlunghi and Vicky Ann Zanlunghi Memorial Trophies, donated by the Bear Mountain Figure Skating Club.
- North Atlantic Junior Ice Dance Champions: Robert and Patricia Dineen Memorial Trophies, donated by the Memorial Fund and F. Ritter Shumway.
- North Atlantic Novice Men's Champion: donated by the Clinton Figure Skating Club.
- North Atlantic Novice Ice Dance Champions: Ruth Trowbridge Memorial Trophies, donated by the Essex Skating Club of New Jersey.
- North Atlantic Adult Ice Dance Champions: Harold and Louise Hartshorne Memorial Trophies, donated by the Memorial Fund and F. Ritter Shumway.
- South Atlantic Junior Pairs Champions: Herman C. Heiser Memorial Trophy, donated by Mrs. Herman C. Heiser and Dr. and Mrs. John W. Gruber.
- South Atlantic Junior Ice Dance Champions: Dennis R. Byer Memorial Trophies, donated by Mr. and Mrs. Joseph E. Byer and Mr. Charles W. Dillie, Jr.
- South Atlantic Novice Women's Figures Champion: Henry R. Heebner Memorial Trophy, donated by the Philadelphia Skating Club and Humane Society.
- Eastern Great Lakes Senior Ice Dance Champions: Trophies donated by the Plaza Figure Skating Club. These were "permanent" trophies and were not awarded after 1979.
- Eastern Great Lakes Junior Ice Dance Champions: Dr. Gordon C. Brown Memorial Trophies, donated by Mrs. Gordon C. Brown, Mrs. Susannah Brown Fry and Gordon Kingsley Brown.
- Eastern Great Lakes Novice Ice Dance Champions: Judy Reynolds Gray Memorial Trophies, donated by her family and the Lansing Skating Club.
- Eastern Great Lakes Juvenile Girl's Champion: The Warren Trophy. Presented in 1957 and retired in 1965
- Upper Great Lakes Junior Women's Figures Champion: Nancy Kuchenmeister Memorial Trophy, donated by the Wagon Wheel Figure Skating Club.
- Upper Great Lakes Novice Men Figures Champion: Marjorie L. Engelking Memorial Trophy, donated by the Braemar-City of Lakes Figure Skating Club and the Engelking family.
- Southwestern: The Albuquerque Figure Skating Club Trophy. This was a "points" trophy presented in 1970 and retired in 1975.
- Southwestern Senior Ice Dance Champions: Palmer D. Sparkman Memorial Trophy donated by the Houston Figure Skating Club.

- Southwestern Junior Pairs Champions: David Assafi Memorial Trophies, donated by the Denver Figure Skating Club.
- Southwestern Junior Ice Dance Champions: Dr. Frederick H. Lahee Memorial Trophies, donated by the Dallas Figure Skating Club.
- Southwestern Novice Ice Dance Champions: Paula Clark Memorial Trophies, donated by the Arapahoe Ice Skating Club.
- Central Pacific Junior Pairs Champions: The James Hulick Memorial Trophy, donated by the St. Moritz Ice Skating Club.
- Northwest Pacific Senior Women's Champion or Junior Women's Champion: The Babbit Award donated by Mrs. Alexander Babbit to be given for the outstanding artistic performance by a senior or junior woman.
- Northwest Pacific Junior Pairs Champions: Ila Ray Hadley and Ray Hadley, Jr., Memorial Trophies, donated by the Seattle Skating Club.
- Northwest Pacific Junior Ice Dance Champions: Marcelle Crabb Memorial Trophies, donated by the Yakima Ice Skating Club.
- Southwest Pacific: A "points" trophy donated by the Arctic Blades Figure Skating Club presented in 1963 and retired in 1974.
- Southwest Pacific Senior Pairs Champions: Marjorie Diamond Memorial Trophies, donated by the Arctic Blades Figure Skating Club.
- Southwest Pacific Senior Ice Dance Champions: Dona Lee Carrier-Roger Campbell Memorial Trophy, donated by the Los Angeles Figure Skating Club.
- Southwest Pacific Junior Pairs Champions: Trophies, donated by the All Year Figure Skating Club.
- Southwest Pacific Junior Ice Dance Champions: Howie Harrold Memorial Trophies, donated by the Glacier Falls Figure Skating Club.
- Southwest Pacific Novice Pairs Champions: Orrin A. Brandel Memorial Trophies, donated by the Los Angeles Figure Skating Club and Mr. and Mrs. Bud Brandel.
- Southwest Pacific Novice Ice Dance Champions: Trophies, donated by the Glacier Falls Figure Skating Club.
- Southwest Pacific Adult Senior Ice Dance Champions: Robert T. McLeod Memorial Trophy, donated by the Southern California Inter-Club Association.
- Southwest Pacific Adult Senior Ice Dance Champions: Andy Becht Trophy, donated by the All Year Figure Skating Club.
- Southwest Pacific Adult Junior Ice Dance Champions: Robert T. McLeod Memorial Trophy, donated by the Southern California Inter-Club Association.

Committee Rules

General Committee Rules

CR 1.00 General Committee Rules

CR 1.01 Each committee is subject to the oversight and control of the Board of Directors. No committee may exercise any power or authority reserved to the Board of Directors. No committee may commit U.S. Figure Skating to an expenditure, agreement, or contract except in accordance with Board-approved financial and contracting Policies.

CR 1.02 Each committee is subject to the Articles of Incorporation, Bylaws, Official Rules, and Policies.

CR 1.03 These General Committee Rules apply to all committees unless otherwise provided in the Official Rules, or the Rules applicable to a specific committee.

CR 2.00 Types of Advisory Committees

The Board of Directors may establish advisory committees. Advisory Committees are typically classified as either Board Committees (that report directly to the Board) or Operating Committees (committees that report to the Board through their assigned group coordinator).

CR 2.01 *Committees of the Board*

A. The Board of Directors may establish advisory Committees of the Board to provide advice, service and assistance to the Board of Directors and U.S. Figure Skating. Advisory Committees of the Board report directly to the Board of Directors.

B. The permanent Committees of the Board include the Athletes Advisory Committee*, Audit Committee*, Coaches Council, Compensation Committee, Finance Committee*, Nominating Committee*, Strategic Planning Committee and such other Committees that may be established as such by the Board of Directors. Committees designated with an * are Designated Committees as described further below.

CR 2.02 *Operating Committees*

A. The Board of Directors may establish Operating Committees to support the programs of U.S. Figure Skating and provide recommendations and input to the Board of Directors and U.S. Figure Skating's professional staff through a Group Coordinator serving on the Board of Directors. The permanent Operating Committees are divided into five groups, each reporting through their respective Group Coordinator and are set forth in Section 2.2(B) below.

B. *Operating Committees and Groups*:

1. **Group 1: Athlete Services Group**, reporting through the Athlete Services Group Coordinator: Dance Development and Technical Committee, Pairs Development and Technical Committee, Singles Development and Technical Committee, Synchronized Development and Technical Committee, Sports Sciences and Medicine Committee.
2. **Group 2: Membership Development Group**, reporting through the Membership Development Group Coordinator: Adult Skating Committee, Membership Committee and Skating Programs Committee.
3. **Group 3: Technical and Officials Group**, reporting through the Technical and Officials Group Coordinator: Competitions Committee, Domestic Officials Committee, Domestic Selections Committee and Tests Committee.
4. **Group 4: Administrative/Legal Group**, reporting through the Administrative/Legal Group Coordinator: Ethics and Professional Standards Committee*, Grievance Committee*, Giving Programs Committee, Rules Committee and Skate Safe Committee.
5. **Group 5: International Group**, reporting through the ISU representative/International Group Coordinator: International Committee* and International Officials Committee*.
6. Committees designated with an * are Designated Committees.

CR 2.03 *Ad Hoc and Special Committees*

A. The Board of Directors, in its discretion, may establish and terminate ad hoc or special committees. These committees may be Operating Committees or Committees of the Board.

B. The Board of Directors shall designate the size, composition, duration and responsibilities of an ad hoc or special committee at the time of its formation.

CR 2.04 *Designated Committees*

Designated Committees are those committees that make recommendations or decisions directly impacting elite athletes within the meaning of Section 10.3 of the Bylaws.

CR 3.00 Jurisdiction and Authority

CR 3.01 Committees may formulate and recommend to the Board of Directors Rule changes within their area of jurisdiction. However, no Rule change will be effective until it has been duly approved by the Board of Directors and Governing Council (if applicable) and published in accordance with Article XII of the Bylaws.

CR 3.02 Committees will fulfill the responsibility outlined within these Committee Rules, in addition to other duties that may be assigned by the President or Board of Directors from time-to-time. Committees will use the U.S. Figure Skating Committee Handbook, approved annually by the Board of Directors, as a guide in fulfilling their responsibilities and determining their statement of work for the applicable year.

CR 3.03 Each committee may establish committee guidelines and such other internal committee policies and procedures as needed to operate the committee and undertake its statement of work. Committees shall periodically review and update all such guidelines, policies and procedures. Copies of any such committee guidelines and such other internal committee policies

and procedures shall be maintained by the committee chair and provided to the committee members, Board of Directors, officers, or professional staff of U.S. Figure Skating upon request.

CR 4.00 Composition and Representation

CR 4.01 *Committee Member Qualifications.*

A. All committee members must be (1) at least 18 years of age; (2) a Member of U.S. Figure Skating as defined in the Bylaws; and (3) otherwise qualified to serve as a member of the committee in accordance with the Bylaws, these Committee Rules and any committee guidelines, policies, or procedures.

B. A committee member shall (1) have the highest personal and professional integrity; (2) have demonstrated exceptional judgment; and (3) possess an understanding of the subject matter of the committee on which they serve.

C. The ideal background or expertise for a committee's members may change from year-to-year based on a committee's statement of work and anticipated activities for the year.

D. Each committee member shall pass a background check, complete SafeSport education and training and have no record of SafeSport violations.

CR4.02 *Composition.*

A. Actively Engaged Athletes (as defined Section 14.1(D) of the Bylaws) must constitute at least 33.33 percent of the members of each committee and any subcommittees. In addition, each Operating Committee, other than the International Committee, must be comprised of at least 15 percent Coach Members.

B. For Designated Committees, a majority of the athlete committee members must be "10 Year Athletes." The remaining athlete members may be "10 Year Athletes" or "10 Year+ Athletes" as such terms are defined in Section 14.1(B) and (C) of the Bylaws.

CR 4.03 *Committee Size.* A committee will be comprised of no less than nine members, except as specifically provided in the Rules applicable to such committee.

CR4.04 *Representation.* U.S. Figure Skating strives to comprise committees in a manner that: (a) Reflects the skills set and experience needed on the committee; (b) Provides representation of each U.S. Figure Skating division and geographic section; and (c) Promotes a diversity of perspectives. Committee appointments and elections must be undertaken in a manner that complies with the non-discrimination Policies adopted by the Board of Directors.

CR 5.00 Appointments and Terms

A. In the absence of specific requirements relating to the appointment or election of the members of a specific committee or its chair, the following terms apply:
   1. The chair of the committee will be appointed by the President upon a recommendation from the Nominating Committee. Chairs will be appointed for a one-year term and until their successors are appointed or until their earlier death, resignation, or removal.
   2. Any committee vice chairs will be appointed by the committee chair, with advice and input from the applicable Group Coordinator.
   3. Athlete members of a Designated Committee will be elected by the Athletes Advisory Committee. Athlete members of all other committees will be appointed by the committee chair with the advice and input from the applicable Group Coordinator; provided however, that all athlete appointments are subject to approval by the Athletes Advisory Committee.
   4. All other committee members will be appointed by the committee chair, with advice and input from the Applicable Group Coordinator.
   5. Committee members will serve for a one-year term and until their successors are duly appointed or elected, or until their earlier death, resignation, or removal.

B. Committee members who are not athlete members may serve for a maximum period of six consecutive years on a committee. Athlete members of committees may serve for a maximum period of ten consecutive years on a committee. Notwithstanding the foregoing, a person may serve up to six additional consecutive years on the committee while also serving as the committee chair or a national vice chair.

C. Committee chairs, other than the chair of the Finance Committee, may be removed from their chair role by the President of U.S. Figure Skating with the concurrence of the Board of Directors.

D. Except as otherwise provided in the Bylaws or these Committee Rules, committee members who are athletes may be removed at any time by the Athlete Advisory Committee. All other elected or appointed committee members may be removed from their committee member role at any time by the chair with the concurrence of the President.

CR 6.00 Meetings, Voting and Quorum

CR6.01 Each committee is expected to meet at least once a year. A committee may hold other regular meetings throughout the year as determined by the committee chair. Meetings may be held in person or remotely.

CR 6.02 An announcement of the date and place (or, if the meeting is to be conducted by remote communication, information about the format of the meeting) of each committee meeting must be provided to each member of the committee in advance of the meeting. committee members may waive notice orally, in writing, or by attendance at the meeting. Notice will be sent by email or by such other procedure consented to by the member.

CR 6.03 Unless specified otherwise in the Bylaws or the Rules applicable to the committee, all ex-officio members of a committee (including any Group Coordinators) are non-voting members of the committee and are not counted for purposes of quorum.

CR 6.04 A quorum of a committee or subcommittee consists of a majority of the voting committee or subcommittee members, as applicable.

CR 6.05 At all meetings of a committee, each voting committee member is entitled to cast one vote on any question coming before the meeting. If a quorum is present when a vote is taken, the affirmative vote of a majority of the committee members present is sufficient to constitute an act of the committee unless the vote of a greater number of committee members is required by the Bylaws, these Committee Rules, or by the rules or procedures of the committee.

CR 6.06 Any or all committee members may participate in a meeting of the committee by means of teleconference, video conference, or by any other means of online or remote communication, in each case through which that committee member, other committee members so participating and any committee members physically present at the meeting may communicate with each other on a substantially simultaneous basis. Participation in a meeting by remote communication constitutes presence at the meeting.

CR 6.07 An action required or permitted to be taken at a meeting of a committee may be taken without a meeting if each committee member consents to the action in writing.

CR 7.00 Standards of Conduct and Conflict of Interest

CR 7.01 Committee members do not receive compensation for their service as a committee member. Committee members may be reimbursed for reasonable and necessary expenses associated with their role, but only to the extent allowed under Policies established by the Board of Directors.

CR 7.02 All committee members must act impartially on behalf of U.S. Figure Skating and sign an annual conflict-of-interest statement. During meetings, committee members must disclose conflicts of interest and recuse themselves where a conflict exists.

CR 7.03 Committee members are expected to attend at least 70 percent of scheduled meetings of their committee. A pattern of unexcused absences may prompt consideration of removal from the committee.

Committees Reporting Directly to the Board of Directors

Athletes Advisory Committee

AACR 1.00 Organization

AACR 1.01 The Athletes Advisory Committee consists of 50 members, equally divided among the disciplines of women, men, pairs, ice dance and synchronized skating, with each discipline having a vice chair selected from among its 10 members.

A. The five Athlete Directors on the Board of Directors will be members of the Athletes Advisory Committee. These Athlete Directors will be elected as provided for in Section 7.5(C) of the Bylaws. The chair of the Athletes Advisory Committee will be elected from the pool of five athletes elected as voting members of the Board of Directors.
B. The 10 Year Athletes will elect 10 Year Athlete Representatives to fill the additional 45 seats on the Athletes Advisory Committee.
C. Athletes elected must not have competed for another country within the prior two years.
D. The members of the Athletes Advisory Committee will serve as the Athlete Delegates to the Governing Council in the year after the annual election.
E. The process and conduct of the annual elections of members of the Athletes Advisory Committee and those persons who will serve as athlete members of the Board of Directors and as members of Designated Committees, will be determined by U.S. Figure Skating headquarters in conjunction with the chair of the Athletes Advisory Committee and presented to the Athletes Advisory Committee for approval annually. The approved election procedures will be posted on the Members Only site by March 1 each year. Approved procedures will include, at minimum, the methods of notification, voting, tie breaking, audit and the schedule.

AACR 2.00 Responsibility

AACR 2.01 The Athletes Advisory Committee will:

A. Act as a collecting base for the viewpoints and ideas of individuals who are actively engaged in athletic competition in figure skating or who have represented the United States in international athletic competition in figure skating within the preceding 10 years.
B. Elect from the athletes elected to the Board of Directors, the chair of the Athletes Advisory Committee and from the elected members of the Athletes Advisory Committee, the athlete members of the Nominating Committee.
C. Elect from among the U.S. Figure Skating members who are 10 Year Athletes or 10+ Year Athletes the athlete members of Designated Committees.
F. Approve appointment of athlete members to Committees where athlete members are not elected.
G. With the Nominating Committee, jointly develop a process to identify and vet candidates to serve as U.S. Figure Skating's 10 Year and 10 Year+ Athlete representatives for:
    1. The U.S. Figure Skating Board of Directors;
    2. Designated Committees; and
    3. All other U.S. Figure Skating Committees.
H. Ensure that all athlete representatives to the Team USA Athletes' Commission are elected consistent with the Team USA Athletes' Commission Bylaws.
I. Members of the Athletes Advisory Committee will serve as athlete delegates at the annual Governing Council meeting.

Audit Committee

ACR 1.00 Organization

ACR 1.01 The Audit Committee shall consist of at least three and not more than five members who are appointed by the President with approval by the Board of Directors. A majority of the members of the Audit Committee must be persons who are not members of the Board of Directors.

ACR 1.02 Each member of the Audit Committee must be free of any material relationship that would interfere with the exercise of their independent judgement.

ACR 1.03 The members of the Audit Committee will designate the chair of the Committee.

ACR 2.00 Responsibility

ACR 2.01 The Audit Committee shall provide assistance to the Board of Directors with respect to matters involving the financial reporting, internal control, auditing, tax returns and related legal compliance functions of U.S. Figure Skating.

ACR 2.02 The jurisdiction of the Audit Committee shall include activities pertaining to oversight of:

A. The integrity of U.S. Figure Skating financial statements and financial and tax reporting, including review of the financial reporting and accounting standards and principles of U.S. Figure Skating.
B. The qualifications, selection, engagement and independence of U.S. Figure Skating independent auditors.
C. The performance of U.S. Figure Skating independent and internal audit functions.

Coaches Council

CCR 1.00 Organization

CCR 1.01 The Coaches Council consists of 27 coach members that reflect the broad experiences of the coaching community within U.S. Figure Skating. Experiences to be considered include coaching at various levels (Learn to Skate USA®, developmental, qualifying, high-performance development, national and international), as well as all disciplines (singles, pairs, ice dance and synchronized skating) and skating programs such as theatrical skating, adult skating, solo dance, adaptive, etc.

A. Members will serve staggered three-year terms.
B. Members may not simultaneously serve on the Athletes Advisory Committee.
C. All members must be coach members of U.S. Figure Skating.
D. Members will be elected annually for open positions by Coach I.C.E. members of U.S. Figure Skating.
E. The chair will be elected by the members of the Coaches Council annually.
F. The Coaches Council will include a leadership team of five vice chairs.
G. The process and conduct of the annual elections of members of the Coaches Council and the chair will be determined by U.S. Figure Skating headquarters in conjunction with the chair of the Coaches Council and presented to the Coaches Council for approval annually. The approved election procedures will be communicated electronically with Coach I.C.E. members.

CCR 2.00 Responsibility

CCR 2.01 The Coaches Council will:

A. Act as a repository of the knowledge and ideas of coach members of U.S. Figure Skating.
B. Facilitate and support the appointment of coach members on other Committees.
C. Serve as an advisory group and partner with the appropriate U.S. Figure Skating staff Divisions delivering coach certification, development and education on the strategy for such programs and as needed, in the delivery of such programs.
D. Provide input into athlete development strategies.
E. Qualifications and additional responsibilities and expectations will be published regularly in the coach leadership handbook.

CCR 2.02 Members of the Coaches Council will serve as the Coach Delegates on the Governing Council.

Compensation Committee

CPCR 1.00 Organization

CPCR 1.01 The Compensation Committee shall consist of at least three and not more than five members who are appointed by the President with approval by the Board of Directors. All members of the Compensation Committee must be members of the Board of Directors.

CPCR 1.02 Each member of the Compensation Committee must be free of any material relationship that would interfere with the exercise of their independent judgement:

CPCR 2.00 Responsibility

CPCR 2.01 The Compensation Committee shall provide assistance to the Board of Directors with respect to matters involving:

A. The selection of the CEO;
B. The compensation structure and evaluation process for the CEO; and
C. Advising on Policies concerning compensation and benefit programs offered to U.S. Figure Skating employees, when such guidance is requested by the CEO.

Finance Committee

FCR 1.00 Organization

FCR 1.01 The Finance Committee shall consist of: (a) the treasurer, who serves as chair of the Committee; (b) the immediate past Treasurer; (c) four members appointed by the chair for their financial business experience; (d) one coach member appointed for their financial business experience; and (e) four athlete members with financial business experience elected by the Athletes Advisory Committee. The CEO, the chair of the Strategic Planning Committee and the controller of U.S. Figure Skating will be non-voting, ex-officio members of the Finance Committee.

FCR 2.00 Responsibility

FCR 2.01 The Finance Committee will aid and support the treasurer with respect to the following:

A. Providing financial analysis for the officers, Board of Directors and Governing Council;
B. Preparing the budget for approval by the Board of Directors;
C. Reviewing proposals for substantial changes in programs of activities resulting in a significant budget deviation;
D. Providing and publishing the financial reports required by the USOPC, IRS, or other applicable body;
E. Supervising the assets of U.S. Figure Skating; and
F. Providing a reasonable procedure for the safeguarding of assets and conservation of income.

FCR 3.00 Budget

FCR 3.01 The budget is the sole authority for material disbursements. The authority terminates with the fiscal year, and only the Governing Council can change a budget after adoption.

A. The treasurer, assisted by the Finance Committee, will prepare the budget for approval by the Board of Directors. The budget will clearly reflect the sources of income and the purposes of expenditures. The officers, committee chairs, chief executive officer and others responsible for revenues or expenditures will be identified in the budget and are responsible for contributing to its timely preparation.
B. If amounts originally requested are not included in the budget prepared by the Finance Committee, such amounts will, on request of the originator, be submitted by the Finance Committee to the Board of Directors for separate, individual consideration.

FCR 3.02 The treasurer, assisted by the Finance Committee, will report the results of monthly operations compared to the budget and will notify the Board of Directors when the results deviate or are expected to deviate negatively and materially from the budget. Accompanying such notice will be a report of steps taken and recommendations for restoration of fiscal integrity.

FCR 3.03 The treasurer, assisted by the Finance Committee, may authorize expenditures in excess of budget in amounts less than the amount considered material by the certified public accountants in the most recent audit of U.S. Figure Skating financial statements. The Board of Directors may approve material expenditures in excess of budget increases in emergencies.

A. An emergency is an unexpected, impending:
    1. Termination or substantial weakening of an approved program;
    2. Probability of material financial gain or loss;
    3. Opportunity for accomplishment of an important, material U.S. Figure Skating goal.

FCR 3.04 The treasurer, assisted by the Finance Committee, will receive proposals for substantial changes in program goals or activities which result in a significant budget deviation and forward them with recommendations to the Board of Directors for approval or disapproval.

FCR 3.05 Substantial changes in significant approved program activities must be approved by the Board of Directors.

FCR 4.00 Financial Reporting

FCR 4.01 The treasurer, assisted by the Finance Committee, will provide audited annual financial statements, tax returns and such other financial reports as may be required.

FCR 4.02 Financial reports will be completed and published on the U.S. Figure Skating website no later than nine months following the close of the prior fiscal year.

FCR 4.03 Financial reports provided with the annual Governing Council meeting book will include:

A. Consolidated statements of financial position;
B. Form 990s for U.S. Figure Skating and The United States Figure Skating Foundation; and
C. The prior year's budget showing the approved budget, actual amounts expended, variances from the proposed budget for each budget line item and projections for the end of the current fiscal year by line item.

FCR 4.04 The final budget for the year just ended will be published on the Members Only site within four months following the end of the fiscal year. The final version will show the approved budget, actual amounts expended and variances for each line item.

FCR 5.00 Custodianship

FCR 5.01 As custodian of the assets and income of U.S. Figure Skating, the treasurer, assisted by the Finance Committee, will provide reasonable procedures for the safeguarding of assets and the conservation of income. Safeguarding assets includes recording, care and replacement. The conservation of income includes reasonable procedures to maintain the integrity of receipts and disbursements and to identify and report material loss, waste, inefficiency and the incurring of excessive financial risk or liability.

FCR 5.02 The treasurer, assisted by the Finance Committee, will supervise the investments of U.S. Figure Skating and will report thereon to the Board of Directors and the Governing Council at each regular meeting.

FCR 6.00 Procedures

FCR 6.01 The treasurer, assisted by the Finance Committee, will provide and maintain written procedures and guidelines for the execution of the responsibilities charged in these rules.

FCR 6.02 All actions or motions resulting in increased expenditures must be presented together with a financial analysis.

Nominating Committee

NCR 1.00 Organization

NCR 1.01 The Nominating Committee will be comprised of nine members who are elected or appointed (as applicable) as provided in Section 11.2 of the Bylaws.

NCR 1.02 To be eligible for election to the Nominating Committee, a member of U.S. Figure Skating must apply for consideration using the election form provided by U.S. Figure Skating headquarters no later than April 1 of the applicable year.

NCR 1.03 The election for sectional representatives to the Nominating Committee will be held by confidential electronic ballot at each respective sectional caucus convened during Governing Council. The candidate for each Nominating Committee position to be elected will be elected by majority of the votes cast by the delegates voting in the candidates' respective sectional caucus. If no candidate receives a majority of the votes cast by the delegates voting in the sectional caucus, then a runoff election will be held between the two candidates receiving the highest number of votes cast. The candidate receiving the highest number of votes cast in the runoff election is elected.

NCR 1.04 The Nominating Committee will organize soon after the conclusion of the annual meeting of the U.S. Figure Skating Governing Council and will elect its chair no later than July 1. The most recent eligible past chair not currently sitting on the Nominating Committee will convene the committee for the purpose of voting to elect the incoming chair. Members of the Nominating Committee who are current voting members of the Board of Directors may not serve as chair of the Nominating Committee. If a tie should occur when electing the new chair of the Committee, then the most recent eligible past chair not currently sitting on the Nominating Committee will break the tie.

NCR 2.00 Responsibility

NCR 2.01 The Nominating Committee:

A. Presents to the annual meeting of the Governing Council the names of the qualified persons nominated by it for the office of President and for such number of additional voting members of the Board of Directors as are to be elected at that meeting. The persons nominated by the Nominating Committee must include at least one individual from each section of U.S. Figure Skating (other than the person nominated for President and the persons nominated for the independent director positions on the Board of Directors) and at least two individuals for the Independent Director positions on the Board of Directors as defined in Section 7.7 of the Bylaws.
B. Presents to the annual meeting of the Governing Council the names of persons nominated by it for the positions of Administrative/Legal Group coordinator, Athlete Services Group coordinator, Membership Development Group coordinator and Technical and Officials Group coordinator.
C. Receives from the Athletes Advisory Committee the names of the Athlete Directors (as defined in Section 7.5C) of the Bylaws) for presentation to the Governing Council.
D. Submits a report to be included in the written notice of meetings of the Governing Council.
E. Provides guidance to the President on the appointment of Committee chairs.

NCR 3.00 Procedures

NCR 3.01 At least two meetings will be held prior to the next annual meeting of the Governing Council. Additional meetings will be held as necessary as determined by the committee.

NCR 3.02 The presence of six members, including the chair, constitutes quorum and is necessary for the conduct of business.

NCR 3.03 The chair will be responsible for the minutes, records and continuing inventories of qualified candidates and position requirements.

NCR 3.04 All Committee deliberations must be kept strictly confidential and each Nominating Committee member must sign, annually, a confidentiality agreement.

NCR 3.05 Annually, the Committee will:

A. Publish on the Members Only site a list of the positions that will be considered by the Nominating Committee, as may be known at the time and send the list to member clubs. A job description and qualifications for all positions will be included with this posting on the website. The Committee will also develop annual written guidelines for its operation and publish these guidelines on the website.
B. Solicit from the President, the Board of Directors and others, suggestions for positions to be filled for the following year and a list of appropriate candidates.
C. Solicit from the President and the Board of Directors the business plan objectives of U.S. Figure Skating, including, but not limited to, a list of the most important issues facing U.S. Figure Skating and the programs most in need of attention the following year.

D. Obtain a statement of qualifications and Conflict of Interest Disclosure Statement (on U.S. Figure Skating approved form) from all candidates being considered for nomination by the Nominating Committee and otherwise nominated in accordance with the provisions stated below.
E. Notify those incumbents whose positions the Committee has decided to fill with a new candidate prior to the next annual meeting of the Governing Council.
F. By March 1, publish on usfigureskating.org the slate of nominees recommended by the Nominating Committee for election by the Governing Council and for appointment as U.S. Figure Skating Committee chairs.
   1. This slate of nominees will also be published in the Governing Council meeting book.
   2. These publications will include a resume and statement of purpose from each of the candidates.
G. Accept nominations for the President, the At Large Directors, and Group Coordinators as provided in Section 6.9 of the Bylaws, other than those recommended by the Nominating Committee, provided such nominations are submitted in writing to the U.S. Figure Skating secretary in care of U.S. Figure Skating headquarters no later than April 1. No nominations submitted after April 1, including nominations from the floor of the Governing Council, will be permitted.
   1. Duly qualified delegates to the current Governing Council may nominate alternative candidates by submitting a resume and statement of purpose from the nominated candidate, accompanied by the signatures of officers of three U.S. Figure Skating member clubs.
   2. Individual members of U.S. Figure Skating may nominate alternative candidates by submitting a resume and statement of purpose from the nominated candidate, accompanied by the signatures of 10 duly qualified delegates to the current Governing Council. A record of all qualified delegates to the current Governing Council will be available from U.S. Figure Skating headquarters.

   The Nominating Committee will obtain a statement of qualifications and Conflict of Interest Disclosure Statement (on U.S. Figure Skating approved form) from all candidates so nominatedand all candidates so nominated will be vetted by the Nominating Committee in the same manner as candidates who were considered by the Nominating Committee in making the Nominating Committee's recommendations.
H. Ensure the names of all other properly nominated candidates for election along with the candidate's statement of qualifications and statement of purpose are published on usfigureskating.org.
I. If there are one or more contested positions, hold a candidates' forum prior to the election so that the delegates to the Governing Council can meet all the nominated candidates who choose to appear at the forum.
J. If any nominated candidate(s) for the President, the At Large Director, or Group Coordinators withdraws or becomes ineligible for the position between the publication of the nominations and the start of the election at Governing Council, reconvene as soon as possible to select another nominee.

NCR 3.06 No individual may occupy two Board of Director or officer positions on the slate for the Board of Directors or officers in a single year, whether nominated by the Nominating Committee or pursuant to NCR 3.05(G). If an individual is nominated for a Board of Director or officer position by the Nominating Committee, they must withdraw from that nomination before they can be nominated for another Board of Directors or officer position pursuant toNCR 3.05(G). If the person does withdraw from their original nomination, the Nominating Committee will reconvene as soon as possible to select another nominee per NCR 3.05(J).

Strategic Planning Committee

SPCR 1.00 Organization

SPCR 1.01 The Strategic Planning Committee will consist of the following persons:
A. The President (or their designee);
B. The CEO (or their designee);
C. The chair of the Athlete Advisory Committee;
D. Two athlete members of the Board of Directors, appointed by the chair of the Athlete Advisory Committee;
E. Three members appointed by and from the Board of Directors;
F. The chair of the Coaches Council (or their designee); and
G. Three additional members, including one athlete and one coach, appointed by the Board of Directors for their experience in issues relevant to the current environment.

SPCR 2.00 Responsibility

SPCR 2.01 The Strategic Planning Committee will develop a strategic plan to provide focus and direction to the organization. The development of the strategic plan will follow current industry best practices.

SPCR 2.02 The Strategic Planning Committee will oversee the strategic planning timeline and process with consideration of the financial and governance timeline of the organization and in conjunction with the four-year Olympic Cycle.

SPCR 2.03 The strategic plan will be revised and updated every four years, with reviews and amendments annually. Any revisions, updates or amendments will be submitted for approval and/or adoption by the Board of Directors.

Group 1: Athlete Services

Dance Development and Technical Committee (Group 1)

DCR 1.00 Organization

DCR 1.01 The Dance Development & Technical Committee will consist of a chair, a vice chair of development and a vice chair of technical.

DCR 1.02 The other members of the Dance Development and Technical Committee will include a coach, a judge, a technical panel representative, an international representative and such additional members that are needed to fulfil the Committee's statement of work.

DCR 2.00 Responsibility

DCR 2.01 The Dance Development and Technical Committee will:

A. Support objectives and programs to foster growth, development and long-term success of dance athletes.
B. Oversee technical Rules relating to ice dance competitions and tests.
C. Coordinate with the appropriate committees and subcommittees in the International Group to ensure that the Rules and development programs throughout the competitive pipeline support achievement at the high performance level.

Pairs Development and Technical Committee (Group 1)

PCR 1.00 Organization

PCR 1.01 The Pairs Development and Technical Committee will consist of a chair, a vice chair of development and a vice chair of technical.

PCR 1.02 The other members of the Pairs Development and Technical Committee will include a coach, a judge, a technical panel representative, an international representative and such additional members that are needed to fulfil the Committee's statement of work.

PCR 2.00 Responsibility

PCR 2.01 The Pairs Development and Technical Committee will:

A. Support objectives and programs to foster growth, development and long-term success of pairs athletes.
B. Oversee technical Rules relating to pairs skating in competitions and tests.
C. Coordinate with the appropriate committees and subcommittees in the International Group to ensure that the Rules and development programs throughout the competitive pipeline support achievement at the high performance level.

Singles Development and Technical Committee (Group 1)

SICR 1.00 Organization

SICR 1.01 The Singles Development and Technical Committee will consist of a chair, a vice chair of development and a vice chair of technical.

SICR 1.02 The other members of the Singles Development and Technical Committee will include a coach, a judge, a technical panel representative, an international representative and such additional members that are needed to fulfil the Committee's statement of work.

SICR 2.00 Responsibility

SICR 2.01 The Singles Development and Technical Committee will:

A. Support objectives and programs to foster growth, development and long-term success of singles athletes.
B. Oversee technical Rules relating to singles skating in competitions and test.
C. Coordinate with the appropriate committees and subcommittees in the International Group to ensure that the Rules and development programs throughout the competitive pipeline support achievement at the high performance level.

Sports Sciences and Medicine Committee (Group 1)

SMCR 1.00 Organization

SMCR 1.01 The Sports Sciences and Medicine Committee will consist of a chair, a vice chair of Research and Education, a vice chair of High Performance and such additional members that are needed to fulfil the needs of the Committee.

SMCR 2.00 Responsibility

SMCR 2.01 The Sports Sciences and Medicine Committee will:

A. Recommend team coverage, outreach and education at multiple levels, ensuring applicability of research as it relates to figure skating, doping control and medical oversight for championships and other competitions.
B. Set research agendas, soliciting research proposals, assisting with proposal development and funding, ensuring definable and practicable outcomes of research and disseminating resulting information.
C. Advise on athlete performance through training in strength and conditioning, psychology, physiology, nutrition and biomechanics.

Synchronized Development and Technical Committee (Group 1)

SYSCR 1.00 Organization

SYSCR 1.01 The Synchronized Development and Technical Committee will consist of a chair, a vice chair of development and a vice chair of technical.

SYSCR 1.02 The other members of the Synchronized Development and Technical Committee will include a coach, a judge, a technical panel representative, an international representative and such additional members that are needed to fulfil the Committee's statement of work.

SYSCR 2.00 Responsibility

SYSCR 2.01 The Synchronized Development and Technical Committee will:

A. Support objectives and programs to foster growth, development and long-term success of synchronized skating athletes and teams.
B. Oversee technical Rules relating to synchronized skating competitions.
C. Coordinate with the appropriate committees and subcommittees in the International Group to ensure that the Rules and development programs throughout the competitive pipeline support achievement at the high performance level.

Group 2: Membership Development

Adult Skating Committee (Group 2)

ASCR 1.00 Organization

ASCR 1.01 The Adult Skating Committee will consist of a chair, appropriate vice chairs for the necessary Subcommittees, disciplines and/or activities and such additional members that are needed to fulfil the Committee's statement of work.

ASCR 1.02 The Adult Skating Committee is organized into subcommittees necessary to support adult athletes across various disciplines, activities including competitions and programs. Each subcommittee will consist of a national vice chair and such other members as are necessary to carry out the work of the subcommittee.

ASCR 2.00 Responsibility

ASCR 2.01 The Adult Skating Committee will:

A. Encourage and support the growth of figure skating for adults;
B. Create and encourage the creation of programs addressing the needs of the adult skating community including the composition and manner of performance of all singles, pairs and ice dance tests and competition events not specifically delegated to the Singles, Pairs and Dance Development and Technical Committees;
C. Work to continue the development of:
    1. The U.S. Adult Figure Skating Championships and adult sectional championships, in conjunction with the Competitions Committee; and
    2. All other adult competitive opportunities (including technical and eligibility requirements), in conjunction with corresponding U.S. Figure Skating Committees.

Membership Committee (Group 2)

MCR 1.00 Organization:

MCR 1.01 The Membership Committee will consist of the chair, three sectional vice chairs (one from each section), a vice chair of sanctions and eligibility, a vice chair of rules and policies and other such vice chairs and such additional members that are needed to fulfil the Committee's statement of work.

MCR 1.02 The committee will have the following subcommittees:

A. Adaptive Skating
B. Learn to Skate USA®;
C. Aspire; and
D. Parents

MCR 1.03 Each subcommittee will consist of a national vice chair and such other members as are necessary to carry out the work.

MCR 2.00 Responsibility

MCR 2.01 The Membership Committee is responsible for:

A. The maintenance and administration of Rules governing members and clubs, including applications for membership;
B. Sanctions for skaters in ice shows, exhibitions of ice performances;
C. The investigation, approval or disapproval of membership applications for collegiate clubs, supportive and synchronized skating/Theatre On Ice team memberships;
D. The recommendation to the Governing Council of applicants for provisional and full club membership;
E. The placing of clubs in inactive status;
F. The development of programs for membership growth;
G. Assisting clubs in maintaining good relations with ice facilities;
H. The presentation of club and member recognition awards; and
I. Communicating and providing support, guidance and education to parents of athletes.

Skating Programs Committee (Group 2)

SKCR 1.00 Organization

SKCR 1.01 The Skating Programs Committee will consist of a chair and such additional vice chairs and members as needed to fulfil the committee's statement of work.

SKCR 1.02 The Skating Programs Committee will have the following subcommittees:

A. Collegiate Skating,
B. Excel,
C. High School Programs,
D. Icemen,
E. Program Innovation,
F. Showcase,
G. Solo Dance,
H. State Games and
I. Theatre On Ice

SKCR 1.03 Each subcommittee will consist of a national vice chair and other such members as are necessary to carry out the work.

SKCR 2.00 Responsibility

SKCR 2.01 Skating Programs Committee will:

A. Create objectives and programs to foster the growth, development and long-term success of each skating program.
B. Oversee and maintain technical, conduct and competition Rules as they relate to each of the skating programs not otherwise delegated to the Competitions Committee.
C. Develop ideas, concepts and implementation plans for new programs that meet the needs of members and goals of U.S. Figure Skating.
D. Work with outside organizations as appropriate.

Group 3: Technical and Officials

Competitions Committee (Group 3)

CMCR 1.00 Organization

CMCR 1.01 The Competitions Committee will consist of a chair, three sectional vice chairs (one from each section), nine regional vice chairs (one from each region) and such additional members that are needed to fulfil the Committee's statement of work.. The committee will have the following subcommittees: Synchronized Skating Competitions and Technology.

CMCR 1.02 Each Subcommittee will consist of a national vice chair and such other members as are necessary to carry out the work of the committee. In addition, the Synchronized Skating Competitions Subcommittee will consist of three sectional vice chairs and the Technology Subcommittee will consist of a vice chair of scoring systems and a vice chair of music.

CMCR 1.03 The immediate past chair of the Competitions Committee or their designated representative will be an ex-officio member of the Competitions Committee.

CMCR 2.00 Responsibility

CMCR 2.01 The Competitions Committee grants sanctions in accordance with Rule of Sport 1122 and has jurisdiction over and sanctions all U.S. Figure Skating competitions, except for Championship events sanctioned by the Board of Directors.

CMCR 2.02 The Competitions Committee, in agreement with the U.S. Figure Skating Events Division, places qualifying competitions defined in Rules of Sport 1022 with the exception of the U.S. Figure Skating Championships.

CMCR 2.03 The responsibilities of the Competitions Committee and its subcommittees are:

A. Setting the maximum number of officials that can be assigned to a qualifying competition.
B. Certifying and maintaining all software and hardware used at competitions, in conjunction with headquarters staff.
C. Overseeing the placement and conduct of all competitions in the United States.

Domestic Officials Committee (Group 3)

DOCR 1.00 Organization

DOCR 1.01 The Domestic Officials Committee will consist of a chair and such additional members that are needed to fulfil the committee's statement of work.

DOCR 1.02 The committee will have the following subcommittees:

A. Announcers;
B. Judges and Referees;
C. Music Officials;
D. Scoring Officials; and
E. Technical Panel Officials.

DOCR 1.03 Each subcommittee will consist of a national vice chair and any other vice chairs and members necessary to carry out the work.

DOCR 1.04 The immediate past chair of the Domestic Officials Committee or their designated representative will be an ex-officio member.

DOCR 2.00 Responsibility

DOCR 2.01 The responsibilities of the Domestic Officials Committee and its subcommittees are:

A. Formulating, enforcing and carrying out Rules relating to officials and keeping such Rules current and up to date.
B. Establishing minimum standards and qualifications to serve as an official for sanctioned competitions and test sessions.
C. Recruiting, onboarding, appointing, assessing and promoting all officials.
D. In partnership with the Ethics and Professional Standards Committee, establishing and administering conflict of interest and social media regulations and standards of professionalism governing service of officials in sanctioned competitions.
E. Supporting the creation of training programs for officials.
F. Supporting a process to evaluate the performances of officials at competitions and test sessions.

Domestic Selections Committee (Group 3)

DSCR 1.00 Organization

DSCR 1.01 The Domestic Selections Committee will consist of a chair and vice chairs and such additional members that are needed to fulfil the committee's statement of work.

DSCR 1.02 The immediate past chair of the Domestic Selections Committee or their designated representative will be an ex-officio member.

DSCR 1.03 Athlete members may not be competing in the current season or have competed during the immediate prior season.

DSCR 1.04 The committee will have the following subcommittees:

A. Event Management Selections;
B. Judges Selections; and
C. Technical Panel Selections.

DSCR 2.00 Responsibility

DSCR 2.01 The Domestic Selections Committee is responsible for:

A. The selection of officials for all qualifying competitions and U.S. Championships within the maximum number set by the chair of the Competitions Committee.
B. Giving due consideration to the needs and financial limitations of the competition as well as the desirability of geographical representation and other relevant criteria when selecting officials, in addition to consideration for officials obtaining adequate experience and activity for maintaining appointments and advancement.

Tests Committee (Group 3)

TCR 1.00 Organization

TCR 1.01 The Tests Committee will consist of the chair and such other vice chairs and such additional members that are needed to fulfil the committee's statement of work.

TCR 2.00 Responsibility

TCR 2.01 The Tests Committee is responsible for:

A. The administration of the test Rules;
B. The testing procedures and the conduct of all tests;
C. All other matters common to tests not specifically delegated to the Dance Development and Technical, Pairs Development and Technical, Singles Development and Technical and Domestic Officials Committees; and
D. The review of issues of Rule violations that occur as a result of testing and the determination of appropriate action.

Group 4: Administrative/Legal

Ethics and Professional Standards Committee (Group 4)

ECR 1.00 Organization

ECR 1.01 The Ethics and Professional Standards Committee will consist of at least nine members, including the chair, with representation from each section.

ECR 2.00 Jurisdiction

ECR 2.01 Unless and until a grievance or disciplinary matter has been referred to the Grievance Committee pursuant to the Disciplinary and Grievance Proceedings Rules, the Ethics and Professional Standards Committee shall have jurisdiction over all matters arising under the Code of Ethics, the Code of Conduct, the Standards of Professionalism and any other Board Policy applicable to the Ethics and Professional Standards Committee Rules and the conduct of coaches and officials.

ECR 3.00 Responsibility

A. Oversight of the enforcement of Code of Ethics, the Code of Conduct, the Standards of Professionalism and any other Board Policy applicable to the Ethics and Professional Standards Committee Rules and the conduct of coaches and officials, except as otherwise provided in the Disciplinary and Grievance Proceedings Rules.
B. Oversight of the annual Conflict of Interest disclosure process; and
C. Carrying out the appropriate and documented Disciplinary Proceedings, when necessary, in a manner consistent with the Governance and Disciplinary Proceedings Rules.

Giving Programs Committee (Group 4)

GPCR 1.00 Organization

GPCR 1.01 The Giving Programs Committee will consist of the chair and such additional members that are needed to fulfil the committee's statement of work.

GPCR 2.00 Responsibility

GPCR 2.01 The Giving Programs Committee will:

A. Encourage gifts to U.S. Figure Skating, its giving funds and its Memorial Fund.
B. Determine eligibility criteria for various scholarships and awards funded and distributed by U.S. Figure Skating and/or The United States Figure Skating Foundation.
C. Provide input into the annual budget and scholarship amounts for awards funded and distributed by U.S. Figure Skating and/or The United States Figure Skating Foundation.

Grievance Committee (Group 4)

GCR 1.00 Organization

GCR 1.01 The Grievance Committee will be comprised of fifteen members appointed to three-year terms as follows:

A Three U.S. Figure Skating members from each section, one of whom is a coach member, appointed by the Administrative/ Legal Group coordinator with approval by the President,
B Five athletes elected by the Athletes Advisory Committee and
C. A chair appointed by the President upon the recommendation of the Nominating Committee.
D. Each year, one-third of the committee will be appointed in order to create staggered terms of service for committee members.

GCR 2.00 Jurisdiction

GCR 2.01 The Grievance Committee is responsible for maintaining and administering the various grievance and hearing Rules and processes for which the Grievance Committee is given responsibility under the Grievance and Disciplinary Proceedings Rules and Board Policies. This includes, but is not limited to, providing standard hearing and complaint procedures for resolving grievances in a prompt and equitable manner for its members.

GCR 3.00 Responsibility

GCR 3.01 The Grievance Committee will carry out the grievance procedures and proceedings as set forth in the Grievance and Disciplinary Proceedings Rules and Board Policies.

GCR 3.02 The Grievance Committee constitutes the member pool from which certain hearing panelists are selected pursuant to the Grievance and Disciplinary Proceedings Rules.

Rules Committee (Group 4)

RCR 1.00 Organization

RCR 1.01 The Rules Committee shall consist of the chair, a vice chair of skating standards which pertain to ISU rules and such additional members that are needed to fulfil the committee's statement of work.

RCR 2.00 Responsibility

RCR 2.01 Rules Committee reviews and recommends language for proposals for amendments to the Rulebook and to support committees, working groups and the Board of Directors in the interpretation of the language of the Official Rules.

RCR 3.00 Procedure

The procedure to be followed for the submission to the Rules Committee for action on the specific language of changes to the Bylaws and Rules is set forth in RCR 3.01 through 3.05.

RCR 3.01 Proposals for amendments to the Bylaws or Official Rules may be initiated by:

A. The chair of a committee,
B. Three members of the Board of Directors, or
C. A permanent member club in good standing signed by three of the club's officers.

RCR 3.02 Proposals must be in writing and directed as follows:

A. For an amendment to the Bylaws, to the chair of the Rules Committee;
B. For an amendment to the Official Rules, to the chair of the committee under whose jurisdiction the rule is applied.

RCR 3.03 With respect to the Bylaws, the proposed changes will be submitted to the Rules Committee no later than:

A. February 15 for the annual meeting of the Governing Council; or
B. Forty-five days prior to any special meeting of the Governing Council.

RCR 3.04 With respect to the Official Rules, the proposed changes will be submitted to the Rules Committee no later than:

A. March 1 for the spring meeting of the Board of Directors; or
B. September 1 for the fall meeting of the Board of Directors.

RCR 3.05 The foregoing Rules will not prevent the receipt for action by the Rules Committee of proposed changes to the Bylaws or Official Rules at any time, but such changes are received without any assurance by the Rules Committee to the submitter of the proposal of action in time for any particular meeting of the Governing Council or Board of Directors.

SkateSafe® Committee (Group 4)

SSCR 1.00 Organization

SSCR 1.01 The SkateSafe® Committee will consist of at least nine members, including the chair, with representation from each section.

SSCR 2.00 Responsibility

SSCR 2.01 It will be the responsibility of the SkateSafe® Committee to support U.S. Figure Skating in its commitment to provide a safe and positive environment for its members' physical, emotional and social development and to set the clear expectation for an environment free from abuse and misconduct. The SkateSafe® Committee will fulfill this responsibility by supporting U.S. Figure Skating's staff in the following areas:

A. Promoting the SkateSafe® Program for U.S. Figure Skating to all members and member clubs and providing appropriate and ongoing education and training for members and member clubs.
B. Educating all members and member clubs regarding the obligation to timely and properly report violations of the Official Rules as stated herein and as set forth in the SkateSafe ® Handbook for U.S. Figure Skating and the Official Rules.
C. Monitoring completion of required compliance items for designated individuals in accordance with the U.S. Figure Skating's SkateSafe® Handbook.
D. Providing input on Policies, guidelines and codes of conduct in support of the SkateSafe® Program.
E. Follow the process and procedure documented upon receipt of a SkateSafe Report.

SSCR 3.00 Procedure

SSCR 3.01 SkateSafe® Reports ("**Reports**") to U.S. Figure Skating can be made through the online reporting form found at www.usfigureskating.org/skatesafe. Reports may also be made by phone, email, mail, or in person directly to U.S. Figure Skating SkateSafe® staff. A person may choose to file a report in one of the ways listed above that they are most comfortable. There are no fees associated with filing a Report.

SSCR 3.02 Reports received that are subject to the jurisdiction of the U.S. Center for SafeSport will be referred to the U.S. Center for SafeSport by U.S. Figure Skating staff.

SSCR 3.03 The chair of the SkateSafe® Committee and/or their designee will review all other SkateSafe® Reports and determine if further review is warranted by U.S. Figure Skating Legal Counsel, the SkateSafe® Committee, Ethics and Professional Standards Committee, Grievance Committee and/or any other appropriate Committee, or if the Report should be referred to the Respondent's club for review utilizing the club's conflict resolution policy.

SSCR 3.04 In response to a SkateSafe® Report, the SkateSafe® Committee chair and/or their designee has the authority to issue remedies such as a Letter of Concern, probation, no-contact directives, required supervision while participating, required education and other remedies consistent with this section. Letters of concern and any responses will be placed in the permanent file of the member and will not be subject to public review.

SSCR 3.05 To the extent that the Report involves an alleged ethical violation, the chair of the SkateSafe® Committee or their designee will refer the Report to the chair of the Ethics and Professional Standards Committee for review and determination as to whether a disciplinary proceeding should be initiated. If the report would be best addressed through a grievance proceeding, the chair of the SkateSafe® Committee or their designee may file a grievance on behalf of U.S. Figure Skating.

Group 5: International

International Committee (Group 5)

ICR 1.00 Organization

ICR 1.01 The International Committee will consist of a chair, vice chair, and such additional members that are needed to fulfil the committee's statement of work.

ICR 1.02 The committee will have the following subcommittees:

A. International Coaches;
B. International Committee Management;
C. International Ice Dance;
D. International Pairs;
E. International Singles; and
F. International Synchronized.

ICR 1.03 The International Committee Management Subcommittee will consist of:

A. The chair of the International Committee;
B. The immediate past chair of the International Committee, or if the immediate past chair is unavailable to serve or fills one of the other positions on the Management Subcommittee, the Management Subcommittee will fill that vacancy with another member of the International Committee;
C. U.S. Figure Skating's athlete representative to the USOPC Team USA Athletes' Commission, or if the athlete representative to the USOPC Team USA Athletes' Commission is unavailable to serve, U.S. Figure Skating's alternate athlete representative;
D. The ISU representative/International Group coordinator;
E. Staff lead of the High Performance Division or its equivalent; and
F. The chair of the Athletes Advisory Committee.

ICR 1.04 Each subcommittee representing a discipline (ice dance, pairs, singles and synchronized skating) will have the following members:

A. The chair of the International Committee;
B. The immediate past chair of the International Committee; and
C. Additional members as are necessary to fulfil the statement of work.
D. Athlete representatives, not also on the Board of Directors, must not compete in any qualifying or international competitions in the season in which they serve on the International Committee and must not have competed in any qualifying or international competitions in the season immediately prior to serving on the International Committee.

ICR 1.05 The International Coaches Subcommittee will consist of a vice chair and additional members as necessary to fulfil the statement or work who have had experience coaching at an international competition.

ICR 2.00 Responsibility

ICR 2.01 *International Committee*

A. Select the members of U.S. Figure Skating Team and U.S. Synchronized Skating Team in partnership with the Athlete High Performance Division.
B. Approve criteria proposed and used to select athletes to compete at international competitions in singles, pairs, ice dance and synchronized skating.
C. Approve criteria proposed and used to select and enter member athletes in all international competitions, ISU championships and the Olympic Winter Games.
D. Select (1) athletes and teams to compete in all international competitions and ISU championships and (2) athletes for nomination to the USOPC for entry to compete in the Olympic Winter Games.
E. Actions of the International Committee are taken by action of each subcommittee. A two-thirds majority of the members of a subcommittee will constitute a quorum in order for a subcommittee to take action. Action by a subcommittee will be determined by a two-thirds majority approval of the members actually voting. In cases of an emergency (decisions with less than 24-hour notice) where immediate action is required, a simple majority of a subcommittee will constitute a quorum to take action and action will be determined by a simple majority approval of the members actually voting.

ICR 2.02 *International Committee Management Subcommittee*

The responsibilities of the International Committee Management Subcommittee are:

A. To provide final approval on selection procedures, competition readiness requirements and which international competitions will be attended by the U.S. Figure Skating National Team.
B. To provide final approval on the International Selection Pool requirements.
C. To provide final approval for the disbursement of the funds from the U.S. Figure Skating Athlete Support Program.
D. To recommend international competitions, based on the approved criteria determined by the discipline subcommittees
F. To annually set goals for international athlete development and medals and report on progress against those goals to the Board of Directors.
F. A four-fifths majority of the members of the ICMS will constitute a quorum in order for the ICMS to take action. Action by the ICMS will be determined by a two-thirds majority approval of the members actually voting.
G. Present the selection procedures for ISU Championship events and Olympic Winter Games to the Board of Directors.

ICR 2.03 *International Coaches Subcommittee*

The responsibilities of the International Coaches Subcommittee are:

A. To provide input to the International Committee to develop strategies for success in international competitions.
B. To serve as a resource for each of the discipline subcommittees, in carrying out their duties.

ICR 2.04 *Selection of Competitions*

The International Committee will select annually the international competitions for singles, pairs, ice dance and synchronized skating, in which U.S. Figure Skating will participate.

ICR 2.05 *U.S. Figure Skating National Team*

The U.S. Figure Skating National Team consists of the singles, pairs, ice dance, and synchronized skating athletes, team leaders, coaches, medical staff and judges selected by Figure Skating to participate in all international competitions, ISU championships and the Olympic Winter Games for the international competition season of July 1-June 30.

International Officials Committee (Group 5)

IOCR 1.00 Organization

IOCR 1.01 The International Officials Committee will consist of a chair and such additional members that are needed to fulfil the committee's statement of work.

IOCR 1.02 The committee will have the following subcommittees:

A. International Officials Management;
B. International Officials Selections; and
C. International Team Leaders.

IOCR 1.03 Each subcommittee must include a national-vice chair and such committee members as necessary to carry out the statement of work.

IOCR 2.00 Responsibility

IOCR 2.01 The International Officials Committee chair will:

A. Serve as a voting member on both the International Officials Management Subcommittee, the International Officials Selections Subcommittee and the International Team Leaders Subcommittee.
B. Oversee the officials' timeline within the international calendar, in collaboration with the International Committee and High Performance Division.
C. In collaboration with the International Committee and High Performance Division, contribute annually to creating an international strategy with regards to officials.
D. Establish a pool of international judges to be used as monitors, including selections criteria, education and procedures.
E. Manage evaluations of judges who are monitoring athletes.
F. Manage constructive reports submitted to the High Performance Division on athlete performance.

IOCR 2.02 The International Officials Management Subcommittee will oversee all aspects of managing U.S. Figure Skating's international officials pool, with regards to training, promotion, demotion and removals.

A. Develop, maintain and periodically review a long-range plan to determine the optimal number of international officials necessary.
B. Develop and maintain procedures and policies for how officials will be selected for nomination to the Board of Directors to test for an international appointment.
C. Nominate officials to the Board of Directors for international judge, referee and technical panel appointments as appropriate.
D. Nominate officials to the Board of Directors to take the examination for ISU judge, referee and technical panel promotions as appropriate.
E. Collaborate with the International Officials Selections Subcommittee and the Domestic Selections Committee to ensure officials' activity meets advancement goals and ISU requirements to maintain appointments.
F. Review annually the performance of all U.S. Figure Skating international officials, address concerns as needed and present recommendations to the Board of Directors for removal of officials, if necessary.
G. Oversee training and compliance of international officials with regards to seminars, education, etc.
H. Recommend former international officials who have resigned or retired for honorary designation.

IOCR 2.03 The International Officials Selections Subcommittee will:

A. Select judges and team leaders for all international competitions and ISU Championships as requested by the International Committee in accordance with regulations of the ISU and Bylaws.
B. Select judges for the Olympic Winter Games in accordance with the regulations of the ISU, the USOPC and the Bylaws and Rules of U.S. Figure Skating.
C. Select team managers for nomination to the Board of Directors and the USOPC for entry into the Olympic Winter Games.
D. Collaborate with the Domestic Selections Committee to facilitate scheduling assignments for officials.
E. Coordinate annually with the International Officials Management and International Team Leaders Subcommittees to update and maintain a current pool of officials and team leaders.

IOCR 2.04 The International Team Leaders Subcommittee will:

A. Establish and oversee procedures for the recruitment, vetting and management of a selection pool of team leaders.
B. Collaborate with the appropriate staff to oversee a training program for potential and current team leaders.
C. Review annually the performance of all team leaders, address concerns as needed and manage removal process, if necessary.
D. Collaborate with the International Officials Selections Subcommittee regarding team leader assignments.
E. Collaborate with the appropriate staff to develop and maintain administrative procedures for finance, travel, SkateSafe®, medical and any other protocols in the Team Leader Handbook.

Notes

Part Two

Rules of Sport

Rules That Apply to All Competitions

1000 Competition Season

The U.S. Figure Skating season takes place from July 1 through June 30 of each year. Competition seasons for each discipline or program may vary from the overall season and will be defined in the respective discipline documents or program handbook. Discipline documents and program handbooks will be published no less than 30 days prior to the start of the respective discipline or program season.

1010 Geographic Divisions

1011 The United States is divided into three sections which will be known as the Eastern, Midwestern and Pacific Coast, as defined in Article IV, Section 2, of U.S. Figure Skating bylaws.

1012 The Eastern Section is divided into three regional areas listed below for the purpose of these championships known as New England, North Atlantic and South Atlantic. These championships will be qualifying for the Eastern Championships.

A. New England Region: Connecticut, Maine, Massachusetts, New Hampshire, Rhode Island and Vermont;
B. North Atlantic Region: New Jersey, New York and Erie, Pennsylvania;
C. South Atlantic Region: Delaware, District of Columbia, Florida, Georgia, Maryland, North Carolina, Pennsylvania (excluding Erie), South Carolina, Virginia, West Virginia and Chattanooga, Tennessee.

1013 The Midwestern Section is divided into three regional areas listed below for the purpose of these championships known as Eastern Great Lakes, Southwestern and Upper Great Lakes. These championships will be qualifying for the Midwestern Championships.

A. Eastern Great Lakes Region: Alabama, Indiana, Kentucky, Lower Peninsula of Michigan, Mississippi, Ohio and Tennessee (excluding Chattanooga);
B. Southwestern Region: Arkansas, Colorado, Kansas (including Greater Kansas City area and St. Joseph, Missouri), Louisiana, Nebraska, New Mexico, Oklahoma and Texas, except that for synchronized skating only, Colorado teams are excluded;
C. Upper Great Lakes Region: Illinois, Iowa, Upper Peninsula of Michigan, Minnesota, Missouri (excluding Greater Kansas City area and St. Joseph), North Dakota, South Dakota and Wisconsin.

1014 The Pacific Coast Section is divided into three regional areas listed below for the purpose of these championships known as Central Pacific, Northwest Pacific and Southwest Pacific. These championships will be qualifying for the Pacific Coast Championships.

A. Central Pacific Region: California (from and including Visalia and all cities north thereof), Hawaii, Nevada, Utah and, for synchronized skating only, Colorado teams;
B. Northwest Pacific Region: Alaska, Idaho, Montana, Oregon, Washington and Wyoming;
C. Southwest Pacific Region: Arizona and California (including all cities south of Visalia).

1020 Classification of Competitions

1021 Figure skating competitions are classified as follows

A. Those set forth in the regulations of the ISU
B. Those sanctioned and/or conducted in accordance with U.S. Figure Skating rules:
    1. Qualifying competitions as defined in rule 1022
    2. Sanctioned nonqualifying competitions
    3. Club competitions (which do not require a sanction)
    4. Certain Compete USA competitions
    5. State Games
    6. Intercollegiate competitions
    7. Special competitions

1022 The following events for which entries are controlled by U.S. Figure Skating are defined as qualifying competitions:

A. Championship Track Qualifying Competitions
    1. National Qualifying Series (NQS)
    2. Sectional Singles Final
    3. U.S. Ice Dance Final
    4. U.S. Pairs Final
    5. U.S. Figure Skating Championships
B. Synchronized Skating Qualifying Competitions
    1. Synchronized Sectional Skating Championships
    2. U.S. Synchronized Skating Championships

C. Adult-Track Qualifying Competitions
   1. Adult Sectional Figure Skating Championships
   2. U.S. Adult Figure Skating Championships

1030 Competition Records at U.S. Figure Skating Headquarters

1031 U.S. Figure Skating headquarters will:

A. Maintain a log including the following items:
   1. Name, location and dates of the competition;
   2. Organizers (hosts) and name of principal contact;
   3. Sanction issue date;

B. Maintain a hard copy or electronic file of referee reports including an announcement, results and judges' assignment/schedule for one year.

1032 U.S. Figure Skating headquarters will keep permanent files of the officials' scores for all qualifying competitions.

1040 Authorized Systems of Judging

A. The International Judging System (IJS)
B. The Component Judging System (CJS)

1041 The International Judging System (IJS) and Component Judging System (CJS) will be used as follows:

A. The IJS will be used:
   1. At all standard-track qualifying competitions (see rule 1022 (A)) for all levels and disciplines;
   2. At all adult sectional championships for all championship singles events;
      a. The mini system is not required.
   3. At the U.S. Adult Figure Skating Championships for all championship events and the following nonqualifying events: the masters, adult gold, adult silver, adult bronze and centennial levels of singles and pairs, adult gold and adult pre-gold levels of solo and partnered ice dance, and masters partnered ice dance.
   4. At all synchronized sectional championships and the U.S. Synchronized Skating Championships for the senior, junior, novice, intermediate, juvenile, collegiate, adult and masters events.
   5. At all synchronized sectional championships for the open juvenile, pre-juvenile, preliminary, open masters, open adult, open collegiate, and Special Olympics unified synchronized skating events.

B. The CJS will be used:
   1. At all adult sectional championships for the championship masters pairs and championship adult dance events;
   2. At the U.S. Adult Figure Skating Championships for the centennial, adult silver and below partnered and solo ice dance events, and the emotional performace and lyrical pop/character/comedy events;

C. Nonqualifying competitions may use the IJS, the CJS or a combination of both.
   1. The IJS must be used for all singles and pairs short program and well-balanced free skate events for juvenile and above except as follows:
      a. The CJS may be used for all levels of high school, intercollegiate and State Games competitions.
      b. The CJS may be used for all adult well-balanced free skate events.
      c. The CJS may be used for all open well-balanced free skate events.
   2. The CJS may be used for all pre-juvenile and lower free skate events, Excel Program, Compete USA, Special Olympics (see rule 1041 (C)(3)(a) for synchronized skating), adaptive skating, solo dance, partnered dance and athlete development events (spins, compulsory moves, jumps).
   3. The IJS must be used for all synchronized short program and well-balanced free skate events for preliminary and above, except as follows:
      a. The CJS may be used for preliminary and Special Olympics unified synchronized skating well-balanced free skate events at Compete USA sanctioned competitions.
      b. The CJS may be used for all well-balanced free skate events at State Games competitions.
   4. The CJS as denoted in the Theatre On Ice Guidelines, must be used for all Theatre On Ice events.
   5. The CJS as denoted in the Showcase Guidelines, must be used for all showcase events.
   6. At the nonqualifying competitions held in conjunction with all adult sectional championships:
      a. The IJS will be used for the masters, adult gold, adult silver and adult bronze levels of nonqualifying singles events.
      b. The CJS may be used for the adult pre-bronze and below singles events, for all pairs and ice dance events, and for all levels of showcase events.

1050 Calculation of Results – CJS and IJS

1060 Calculation of Results – CJS

1061 CJS Basic Principles of Calculation – All Skating Disciplines

Computer placements utilizing the currently approved software program (rule 1232) are regarded and used as the official result. U.S. Figure Skating reserves the right to incorporate revisions or clarifications made by the ISU at any time after the revision or clarification is issued.

A. Total program score for each segment
   1. There are three program components.
   2. Each program component receives a mark from the judge on a scale of 0.25 to 10.00, in increments of 0.25.
   3. The panel's points for each program component are obtained by calculating the trimmed or simple mean of the judges' scores for that program component. When there are five or more judges, the trimmed mean is calculated by dropping the highest and lowest marks from the panel and calculating the average of the remaining marks. When there are four or fewer judges, a simple mean will be used as provided for in rule 1235 (C)(1).
   4. The panel's trimmed mean (or simple mean) score for each program component is rounded to two decimal places and then multiplied by the individual program component factor. The factored results are rounded to two decimal places and then multiplied by the general component factor. The factored results are rounded to two decimal places and added. The sum is the skater's/team's total program score for the segment.
      a. The current program component and general component factors are included in the IJS Parameter Factor Charts posted on the Skating Rules & Resources page.

B. Deductions are applied for each violation
   1. For deductions for singles and pairs, see the Singles Skating Rules & Resources page and the Pairs Skating Rules & Resources page, respectively, on usfigureskating.org.
   2. For deductions for ice dance, see the Ice Dance Rules & Resources page on usfigureskating.org.
   3. For deductions and reductions in synchronized skating, see rule 9923.

1062 Determination of Results in Each Segment of a Competition – CJS

A. The total segment score for each skater/team in each segment of a competition (short program, pattern dance, rhythm dance, free skate and free dance) is calculated by subtracting any deductions for violations in accordance with the rules of the particular discipline from the total program score.
B. In ice dance, for events with two pattern dances, the total score for each pattern dance will be multiplied by a factor documented on the Skating Resources & Rules page.
C. The skater/team with the highest total segment score is placed first, the skater/team with the next highest total segment score is placed second, and so on.
D. If two or more skaters/teams have the same total segment score, they will be considered tied.
E. For any segment where a segment factor is applied, the factored segment scores are rounded to two decimal places.

1063 Determination of the Final Results

A. The total segment score for each segment is multiplied by the current segment factor and then added. The result constitutes the final score of a skater/team in an event.
   1. The current segment factors used to determine combined and final results are included in the IJS Parameter Factor Charts posted on the Skating Rules & Resources page.
B. The skater/team with the highest final score is first, etc.
C. In case of a tie in total segment score for any combined result or final result, the skater/team with the highest place for the last segment skated will prevail.
D. If there is a tie for the last skated segment, the placement of the next previously skated segment will determine the better place, etc. If there is no previous segment, the skaters/teams are tied.
E. In ice dance, if two pattern dances are to be skated, both dances are even in value. There are no tie-breaking criteria for the combined result after the second pattern dance.
F. No final placements will be recorded for competitors or teams who do not complete an event. The only placement recorded for such competitors will be the placement earned for the part of the event they completed and for which placements were determined.

1070 Calculation of Results – IJS

1071 IJS Basic Principles of Calculation – All Skating Disciplines

Computer placements utilizing the currently approved software program (rule 1232) are regarded and used as the official result. Subparagraphs 1071 (A) and (B) attempt to explain how this software calculates results. U.S. Figure Skating reserves the right to incorporate revisions or clarifications made by the ISU at any time after the revision or clarification is issued.

A. Total element score for each segment (pattern dance, short program, rhythm dance, free skate, free dance)
   1. *Scale of Values:* Every section of a pattern dance and every element (i.e. required element of a short program, rhythm dance, free skate and free dance) has a certain base value indicated in the scale of values.
      a. For single skating, pair skating, ice dance and synchronized skating competitions conducted by U.S. Figure Skating using the IJS, U.S. Figure Skating will use the current ISU scale of values for the event discipline.
      b. U.S. Figure Skating may supplement the ISU scale of values to include elements that are currently not included

in them or may develop a separate scale of values for lower-level events and beginning skaters.

c. The current ISU scale of values for each discipline, and any additional scale of values created by U.S. Figure Skating will be posted on usfigureskating.org.

d. *Non-listed Elements.* Elements not in the ISU scale of values and not required by U.S. Figure Skating rules are considered to be non-listed elements for all events judged using the IJS per rule 1041 (A) and do not have point values if performed. Non-listed elements that are not otherwise illegal, must be evaluated as transitions/linking movements by the judges.

2. Each judge identifies, for each sequence/element, one or two grades of execution. Each grade has its own positive or negative numerical value, also indicated in the scale of values.
3. The panel's grade of execution is determined by calculating the trimmed mean of the numerical values of the grades of the execution awarded by each of the judges.
4. When there are five or more judges, the trimmed mean is calculated by dropping the highest and lowest marks from the panel and calculating the average of the remaining marks. When there are four or fewer judges, a simple mean will be used as provided for in rule 1235 (C)(1).
5. This average will become the final grade of execution of an individual section/element. The panel's grade of execution is rounded to two decimal places.
6. The panel's score for each section/element is determined by adding the trimmed mean (or simple mean) grade of execution of each section/element to its base value.
7. The panel's scores for all sections/elements are added together to determine the skater's/team's total technical score for the segment (TES).
8. **In singles and pairs:**
   a. *Jump combinations and jump sequences* are evaluated as one unit by adding the base values of the jumps included and applying the grade of execution with the numerical value of the most difficult jump.
   b. *Any additional element(s)* exceeding the prescribed numbers will not be counted in the result of a participant. Only the first attempt (or allowed number of attempts) of an element will be taken into account.
   c. *Special Factor:*
      i. In the junior and senior singles short program and the juvenile, intermediate, novice, junior, senior, adult silver and higher singles free skate events, the base values (but not the grades of execution) of all jump elements started in the second half of the program will be multiplied by a special factor of 1.1 in order to give credit for even distribution of difficulties in the program. However, only the last one jump element executed in the second half of the junior and senior singles short program, and the last three jump elements executed in the second half of the juvenile, intermediate, novice, junior, senior, adult silver and higher singles free skate events count for this factor.
      ii. Each factored base value will be rounded to two decimal places.
      iii. For programs with a maximum time but no minimum time (including adult silver and higher singles free skate events), the second half begins in the middle of the maximum time allowed. For all other programs, the second half begins in the middle of the required time without taking into account the plus or minus 10 seconds allowance. However, in the cases of an interruption up to three minutes (rule 1403), the factor 1.1 will be used only for jump elements which were started in the second half of the program but prior to the interruption.
9. **In ice dance**:
   a. Combination lifts are evaluated as one unit by adding the base values of the first two executed types of short lifts and then applying the GOE. The GOE of the combination lift is equal to the sum of the numerical values of the corresponding GOE of these first two executed types of short lifts.
   b. Step sequences are evaluated as one unit by adding the base values of the step sequences of the woman and the man and then applying the GOE. The GOE is equal to the sum of the numerical values of the corresponding GOEs of the step sequences.
   c. Turn sequences are evaluated as one unit by adding the base values of the types of turns executed by the woman and types of turns executed by the man and then applying the GOE. The GOE is equal to the sum of the numerical values of the corresponding GOEs of these executed types of turns.
10. **In synchronized skating:**
   a. In the short program and free skate, each element (block, circle, intersection, wheel, etc.) will be evaluated and given a grade of execution separately.
   b. Any additional element(s) exceeding the prescribed numbers will not be counted in the result of a team. Only the first attempt (or allowed number of attempts) of an element will be taken into account.

B. Total program component score for each segment
   1. There are three program components.
   2. Each program component receives a mark from the judge on a scale of 0.25 to 10.00, in increments of 0.25.
   3. The panel's points for each program component are obtained by calculating the trimmed or simple mean of the judges' scores for that program component. When there are five or more judges, the trimmed mean is calculated by dropping the highest and lowest marks from the panel and calculating the average of the remaining marks. When there are four or fewer judges, a simple mean will be used as provided for in rule 1235 (C)(1).
   4. The panel's trimmed mean (or simple mean) score for each program component is rounded to two decimal places and then multiplied by the individual program component factor. The factored results are rounded to two decimal places and then multiplied by the general component factor. The factored results are rounded to two decimal places and added. The sum is the skater's/team's total program component score for the segment (PCS).
      a. The current program component and general component factors are included in the IJS Parameter Factor Charts posted on the U.S. Figure Skating Rulebook and Bylaws page on usfigureskating.org.

C. Deductions are applied for each violation.
   1. For deductions for singles and pairs, see the Singles Skating Rules and Resources page and the Pairs Skating Rules and Resources page, respectively, on usfigureskating.org.
   2. For deductions for ice dance, see the Ice Dance Rules and Resources page on usfigureskating.org.
   3. For deductions and reductions in synchronized skating, see rule 9923.

D. Singles Bonus
   Elements eligible for bonus points, and the corresponding point values, will be determined by the Singles Development and Technical Committee and published in the domestic calling clarifications on usfigureskating.org by July 1 each season.

E. Pairs Bonus
   Elements eligible for bonus points, and the corresponding point values, will be determined by the Pairs Development and Technical Committee and published in the domestic calling clarifications on usfigureskating.org by July 1 each season.

1072 Determination of Results in Each Segment of a Competition – IJS

A. The total segment score for each skater/team in each segment of a competition (pattern dance, short program, rhythm dance, free skate and free dance) is calculated by adding the total element score and the total program component score, and subtracting any deductions for violations in accordance with the rules of the particular discipline. The result is the total segment score.

B. In ice dance, for events with two pattern dances, the total score for each pattern dance will be multiplied by a factor documented in the IJS Parameter Factor Charts posted on the U.S. Figure Skating Rulebook and Bylaws page on usfigureskating.org.

C. The skater/team with the highest total segment score is placed first, the skater/team with the next highest total segment score is placed second, and so on.

D. If two or more skaters/teams have the same total segment score:
   1. The total technical score will break the tie in the pattern dance(s), short program and rhythm dance. If the total technical scores are also equal, the skaters/teams concerned will be considered tied.
   2. The total program component score will break the tie in the free skate and free dance. If the program component scores are also equal, the skaters/teams concerned will be considered tied.

E. For any segment where a segment factor is applied, the factored segment scores are rounded to two decimal places.

1073 Determination of the Final Results

A. The total segment score for each segment is multiplied by the current segment factor and then added. The result constitutes the final score of a skater/team in an event.
   1. The current segment factors used to determine combined and final results are included in the IJS Parameter Factor Charts posted on the U.S. Figure Skating Rulebook and Bylaws page on usfigureskating.org.

B. The skater/team with the highest final score is first, etc.

C. In case of a tie in total segment score for any combined result or final result, the skater/team with the highest place for the last segment skated will prevail.

D. If there is a tie for the last skated segment, the placement of the next previously skated segment will determine the better place, etc. If there is no previous segment, the skaters/teams are tied.

E. In ice dance, if two pattern dances are to be skated, both dances are even in value. There are no tie-breaking criteria for the combined result after the second pattern dance.

F. No final placements shall be recorded for competitors or teams who do not complete an event. The only placement recorded for such competitors will be the placement earned for the part of the event they completed and for which placements were determined

1100 Competition Sanctions – Generally

1110 ISU Competitions

1111 With the exception of the Olympic Winter Games, the Board of Directors will sanction competitions set forth in the regulations of the ISU when such competitions are held in the United States.

1120 Competition Sanctions

1121 The Board of Directors must sanction the following competitions:

A. U.S. Figure Skating Championships
B. U.S. Adult Figure Skating Championships
C. U.S. Synchronized Skating Championships
D. Skate America
E. North American International Synchronized Skating Competition
F. Special national competitions

Applications for these competitions will be made as directed by the chair of the Competitions Committee. Applications will be provisionally accepted by the committee, and sanctions issued.

1122 Except as noted above or below, the chair of the Competitions Committee, or the appropriate sectional or regional vice chair, must sanction all U.S. Figure Skating figure skating competitions held in the United States.

A. Applications are to be submitted through the Members Only site at least 90 days in advance of the competition.
    1. Applications for intercollegiate competitions are available through the Members Only site. Applications are reviewed, and competitions are selected, by the Collegiate Skating Subcommittee.
B. The chair or vice chair may reject any application for any good and sufficient reason.
C. A member club that uses the principal skating headquarters of another member club for a competition must receive permission in writing from the home club before a sanction may be issued. Such permission may not be unreasonably withheld. A copy of the letter of permission must be attached to the competition sanction application.
D. See, also, rules 2000, 3000, 3110, 3131, 3200, 3301, 3400, 3500 and 3700.
E. Interim and provisional member clubs will only be issued sanctions for nonqualifying competitions.
F. Sanctions for intercollegiate competitions may be issued to collegiate clubs in good standing.
G. The Competitions Committee may make exceptions to these general rules for sanctioned competitions to fit local conditions only with the consent of the chair or appropriate sectional or regional vice chair of the Competitions Committee, and these exceptions must be specified in the announcement.

1123 Requests by an amateur sports organization or person made to U.S. Figure Skating, as NGB of figure skating on ice, for a sanction to hold an international amateur athletic competition in the United States or to allow United States eligible skaters to compete in an international amateur athletic competition outside the United States must be directed to the chief executive officer of U.S. Figure Skating for review and determination pursuant to the provisions of Section 220525 of the Sports Act. An "amateur sports organization" means a not-for-profit corporation, association or other group organized in the United States that sponsors or arranges an amateur athletic competition.

1124 No sanction will be granted for any event in which the word "Olympic," or any derivative thereof, is used in any advertisement, announcement or publicity, or in any other manner, without having first obtained the approval of the U.S. Figure Skating chief executive officer, who must first obtain consent of the USOPC.

1130 First Aid

1131 First aid facilities must be available at all competitions. Event hosts must follow the current medical requirements and recommendations as posted on the website.

1200 Duties of Event Officials

Data operators, judges, referees, scoring officials, scoring system technicians, technical controllers, technical specialists and video replay operators must be free from conflicts of interest or the appearance of a conflict of interest in any event in which they function as an official.

1210 Duties of the Chief Referee

1211 The chief referee's interpretation of the rules and decisions on all questions not covered by these rules is final.

1212 The chief referee will:

A. Act as chair of the judges;
B. Assign judges, substitute judges and referees to the events;
C. Draw the numerical order of the judges;
D. Together with the technical panel captain, assign technical panel officials to events for qualifying competitions.
E. Assign technical panel officials to IJS events for nonqualifying competitions;
F. Be responsible for the scheduling of events in consultation with the host club;
G. Direct the dance referee, if designated, to:
    1. Be responsible for selecting the music for pattern dances that are not designated as "skaters' choice" dances;
    2. Check the music's metronome (tempo) both before the competition and during the warm-ups;
H. Decide all protests, including protests from the decisions of assistant referees, except when an expedited hearing is requested in accordance with Article XXV, Section 1, of the U.S. Figure Skating bylaws;
I. Decide upon any breaches that may occur, even without protest;

J. Generally supervise the scoring;
K. Decide whether the condition of the ice will permit conducting the competition;
L. Together with the scoring official(s), conduct the initial skating draw.
M. Work with the local organizing committee (LOC) to ensure that all individuals who require compliance per U.S. Figure Skating's rules and policies are in compliance, and take appropriate action, if necessary.

1213 For all qualifying and nonqualifying synchronized skating competitions, the chief referee will designate a specific area for coaches to stand during the warm-up period of their teams. Coaching will not be permitted from other areas.

1214 Within 30 days after a competition, the chief referee will complete a report:

A. Including the following:
   1. Any deviations from or comments regarding:
      a. Rules governing competitions
      b. The official schedule
   2. Any adverse comments or particularly favorable comments regarding:
      a. Rink conditions
      b. Housing
      c. Transportation
      d. Music
      e. Rink side IJS computer equipment (IVR system)
      f. Event Management System (EMS)
   3. Any protests, accidents or unusual happenings
   4. Any accidents that also must be reported to the Sports Sciences and Medicine Committee
   5. A record of the initial and final placements in each event.
   6. A judges, referees and technical panel assignment sheet (Form 104)
   7. SkateSafe, ethics or professional standards violations
   8. Proper conduct of officials
   9. Additional information as needed
B. Completed forms for nonqualifying competitions will be submitted to the sectional vice chair of the Competitions Committee and designated U.S. Figure Skating staff. Completed forms for qualifying competitions will be sent to the chair of the Competitions Committee and designated U.S. Figure Skating staff. Information on SkateSafe, ethics and professional standards violations, as well as any concerns regarding conduct of officials, will be sent only to staff.

1215 The applicable sectional vice chair, or the chair of the Competitions Committee, along with the designated U.S. Figure Skating staff will review the referee's report and, if the report contains any special notations or deviations, notify the vice chair of officials review and/or the chair of the Ethics and Professional Standards Committee.

1216 The referee may:

A. Require medical examination for physical fitness where considered advisable;
B. Exclude or disqualify any entrant from a competition;
C. Change officials and alter the program during a competition when there is urgent reason for so doing;
D. Appoint a substitute to replace a judge who has commenced judging an event but who is unable to continue. Whenever a substitute judge replaces an official judge, the marks of the official judge will be used up to the point of substitution.

1220 Duties of the Event Referee

A. The duties of the chief referee are as specified in rule 1210.
B. The event referee:
   1. Is in charge of the event.
   2. Manages the panel of judges to ensure compliance with the rules, with the authority to remove judges from the panel if there are important and valid reasons to do so.
      a. A judge's marks may not be changed after submitting for calculation.
   3. Acts as spokesperson for the panel.
   4. Conducts a pre-event meeting with the panel of judges before each segment of the event.
   5. Decides whether the condition of the ice permits the holding of the event.
   6. Decides all protests with respect to the event.
   7. Interprets the rulebook and enforces provisions therein as they pertain to the event. The event referee may bring to the officials' stand an electronic communicative device for the sole purpose of being able to perform their job function during an event such as, but not limited to, accessing an electronic version of the rulebook or event related emergencies.
   8. Monitors abuse of using electronic communicative devices on the officials' stand for all officials, and reports any such abuse to the chief referee for inclusion in the referee's report (see rule 1214 (A)(1)(c)).
   9. Times the duration of the program as skated and records the half-way point in the junior and senior singles short program and all singles free skates when the event is running in a manual environment using the IJS.
   10. Decides upon the following deductions according to rules 1061 and 1071: time violations and interruptions of the program, as well as:
      a. In ice dance: lifts in excess of the permitted time and part of the costume/decoration falling on the ice;

b. In singles and pairs: part of the costume/decoration falling on the ice;
c. In synchronized skating: music violations, hold deductions and part of the costume/decoration falling on the ice.

11. Together with the judges panel, decides on the following deductions according to rules 1061 and 1071:
    a. In singles, pairs and ice dance: costume, prop, choreography (pairs and ice dance only) and music (ice dance only) violations;
    b. In synchronized skating: costume (including feathers/headpieces) and prop violations.

    The corresponding deductions in rules 1071 and 9923 are taken when the majority of the referee plus judges have applied them.
12. In ice dance, with the assistance of a timekeeper (if necessary), takes the time of all lifts in the rhythm dance and the free dance in order to verify if a couple has performed an extended lift.
13. In ice dance, with the assistance of a timekeeper (if necessary), checks the tempo of each piece of music used for a "skaters' choice" pattern dance event and specified parts of rhythm dance (when applicable) and takes the appropriate deduction according to rules 1061 and 1071 if the beats per minute are outside of the allowable range.
14. In ice dance, announces, in advance of the first practice, the side of the ice surface on which each pattern dance will start. Also see rule 8075 (H).
15. Times the duration used by competitors to take their starting positions and applies or instructs the judges to apply any required penalties (see rule 1323). Allows competitors to restart according to rules 1400-1404 and 6076.
16. Requires medical examination for physical fitness where considered advisable.
17. Where medical examination is not possible, decides the physical fitness of athletes to compete safely with no further risk to themselves or their partners/teammates.
18. For a qualifying event held at a nonqualifying competition, the event referee is responsible for all decisions pertaining to the qualifying event.

1221 Duties of the Assistant Ice-Level Referee

In synchronized skating, there will be an assistant ice-level referee whose duties will be to:

A. Monitor the condition of the ice to ensure the safety of the skaters.
B. Monitor the ice for foreign objects; direct an alternate to enter the ice for the express purpose of picking up the object.
C. Perform other duties as required by rule 1404.

1230 Duties of the Chief Scoring Official

1231 The chief scoring official at each competition has the following responsibilities:

A. At all competitions, for the supervision of assistant scoring officials and scoring system technicians.
B. At all qualifying competitions and official trial judge events at nonqualifying competitions, for supplying the trial judge chair with a complete record of the placements of official judges for each segment of each event. Copies of signed segment and cumulative results (if applicable) for each event will be used.
C. At the conclusion of all qualifying competitions, for sending the final and complete IsuCalcFS or Figure Skating Manager competition database containing all files no later than one day after the conclusion of the competition. Files should be uploaded electronically through the provided process. If the electronic process is unavailable for some reason, the should be saved to a zipped folder and sent via email to the director of IJS technology.
D. At all qualifying competitions, to work with the scoring system technicians to post starting orders and results online using the IJS Live program.

1232 The official calculation software and official judging system hardware for U.S. Figure Skating includes:

A. The ISUCalcFS or Figure Skating Manager program, provided by the ISU and modified with U.S. Figure Skating customizations for use in the U.S.
B. Judging System "IVR" Hardware – Complete systems, hardware components and "IVR" software supported by a U.S. Figure Skating approved judging system vendor, company or individual.
C. Any other calculation and/or judging system software or hardware is not approved nor supported by U.S. Figure Skating with the following exceptions:
    1. Any third party judging system which existed and was actively used prior to July 1, 2013, may continue to be used at nonqualifying competitions only, but will not receive support from U.S. Figure Skating. These systems are to be used at the competition's own risk.
    2. Any third party judging system developed after July 1, 2013, if approved by the Competitions Committee, may be used at nonqualifying competitions only, but will not receive support from U.S. Figure Skating.

1233 Scoring system technicians are specially trained and certified scoring officials who are responsible for the rink-side setup, operation and tear down of the complete IJS scoring system, both mini and large. Scoring system technicians provide computer and technical support, coordinate with and report to the chief scoring official, who retains overall responsibility for all scoring functions.

1234 The chief scoring official at all competitions will supply the chief referee with all items required for the completion of the reports listed in rule 1214.

1235 Duties of the Scoring Officials – IJS

The duties of scoring officials generally are as specified in rules 1230–1234. In addition, for events using the IJS, the scoring officials must comply with the following:

A. Qualifications:

1. Be trained, current and proficient in the operation of the software used to calculate results.
2. Be knowledgeable in the scale of values coding for all elements in the skating discipline(s) for which results will be calculated.

B. Prepare the sheets for the technical panel, event referee and judging panel prior to the event.
C. Calculate the results using the computer program selected by U.S. Figure Skating as the official calculation software.
1. The marks of all judges assigned to a panel in a U.S. Figure Skating event using the IJS must be included in the calculation of results. There will be no blind draw of the judging panel to discard the marks of any judge. When there are four or fewer judges on the judging panel, a simple mean must be used to calculate results.
2. The names of the judges on the panel will be published along with their respective scores at the conclusion of the event. There will be no anonymous judging.

D. Produce an individual test credit skater report at every nonqualifying competition with applicable IJS events for any skater meeting the minimum requirements for that respective level who requests the report. (See rule 4201.) For any given competition, the chief scoring official will post, along with the starting orders, the latest time that a test credit report must be requested for that competition.
E. Produce a protocol after every qualifying competition containing:
1. All marks for all skaters and the names of the judges who gave those marks.
2. All performed elements/sections as called and the base values for each element/section.
3. The results of each segment of the event, including total scores and placements for all skaters in each segment of the event.
4. The final result, including the final scores and final placements of all skaters in the event.

F. The complete protocol may be disseminated to the competitors and judges by hard copy or by posting on usfigureskating.org and/or on the website for the competition or local organizing committee.
G. The scoring system technicians may bring to the officials' stand an electronic communicative device for the sole purpose of accessing official documents related to the event, obtaining assistance in the case of equipment/network failure or to perform their officiating duties.

1240 Duties of a Judge

A. In the CJS
1. Evaluates and scores the skater(s') achievements in each enters marks based on specific written criteria;
2. Enters deductions for constume, prop, choreography, and music violations along wiht the referee. (See rule 1220 (B)(11).) The corresponding deductions in rules 1061 and 9923 and taken when the majority of the referee plus judges have applied them.
3. Must be willing to use the whole range of program component marks as the skating dictates.

B. In the IJS:
1. Evaluates and scores the quality of each element and the skater(s') achievements in each of the specified program components based upon specific written criteria.
2. Enters appropriate deductions for costume, prop, choreography and music violations along with the referee. (See rule 1220 (B)(11).) The corresponding deductions in rules 1071 and 9923 are taken when the majority of the referee plus judges have applied them.
3. Must be willing to use the whole range of grade of execution values and program component marks as the skating dictates.

C. Must be fully informed of all rules concerning the judging of an event and able to implement those rules.
D. Must mark independently and must not communicate with other judges or discuss marks or scores during the event with any person other than the event referee.
E. May not serve as a television commentator nor engage in communications with the media or others with respect to the event they are judging except through the event referee.
F. Must not use previously prepared marks or bring papers to the judges' stand containing information on previous performances.
G. Must not bring any form of electronic communicative device to the judges stand for competitions.
H. Must comport themselves at all times with discretion, be completely impartial and neutral in their evaluation of the performance and not show bias for or against any skater(s).
I Must stand or sit at locations from which they can see the complete ice surface and can hear the music when used.

1250 Duties of the Technical Controller – IJS

A. Acts as chair and supervisor of the technical panel and ensures an orderly, clear, dignified and efficient communication among technical panel members.
B. Convenes a meeting of the technical panel prior to each event segment.
C. Supervises the calls of the technical specialists and the input of the names and correct levels of difficulty of the performed elements.
D. Corrects, if necessary, the calls of the technical specialist. If both technical specialists disagree with the proposed correction, the initial decision of the technical specialists will stand. If the two technical specialists do not agree, the decision of the technical controller will prevail.
E. Authorizes or corrects the deletion of elements.

F. Authorizes or corrects the identification of illegal elements, illegal movements and poses in ice dance, and illegal holds in pair skating.
G. Authorizes or corrects the identification of a fall.
H. Confirms the deletion of additional elements.
I. Verifies that the performed elements and levels of difficulty identified are correctly recorded (either in the computer system or manually) and authorizes them to go to the calculation program.

1260 Duties of the Technical Specialists – IJS

A. Identify and call the performed elements.
B. Identify and call correct levels of difficulty of the performed elements.
C. Identify illegal elements, illegal movements and poses in ice dance, and illegal holds in pair skating.
D. Identify a fall.
E. Identify and delete extra or additional elements.
F. Attend the meeting of the technical panel prior to each event segment.
G. Attend practice sessions, if possible, and are familiar with the competitors' programs in advance of the event.

1270 Duties of the Data Operator – IJS

A. Inputs the called elements into the computer or manually records the called elements in the code recognized in the scale of values if the data input computer is not in use.
B. Inputs the levels of difficulty of the elements as called in the same manner described above.
C. Corrects elements or levels of difficulty as instructed by the technical controller.
D. Indicates additional elements identified by the computer to the technical specialists and the technical controller.
E. Supports the technical specialists and technical controller.
F. Operates the replay as instructed by the technical controller.
G. Attends the meeting of the technical panel prior to each event.

1280 Duties of the Video Replay Operator – IJS

For events using video replay:

A. Operates the video programs on a computer and captures video clips of all elements in a program for use by the judges, technical specialists and technical controller to review elements.
B. May attend practice sessions to become familiar with the competitors' programs in advance of the event.

1290 Duties of All Technical Panel Officials – IJS

Members of the technical panel may bring to the officials' stand an electronic communicative device for the sole purpose of accessing official documents related to the event, such as the rulebook, ISU Communications, ISU handbooks and Technical Notifications. This device must be used in "airplane mode" only. Anyone bringing an electronic communicative device to the officials' stand must notify the technical controller, who will notify the event referee if there is any abuse, which will then be reported in the referee report.

1295 Duties of Announcers and Music Officials

Announcers and music officials may bring to the officials' stand an electronic communicative device for the sole purpose of performing their officiating duties and accessing official documents related to the event. Any such official who brings an electronic communicative device to the officials' stand must notify the event referee.

1300 Requirements of Skaters and Coaches – All Disciplines

1310 Coaching Requirements – All Disciplines

1311 Any coach being credentialed for a U.S. Figure Skating competition, either qualifying or nonqualifying must:

A. Be a current coach member of U.S. Figure Skating;
B Successfully complete the coach and instructor compliance required under rule GR 4.01;
C. Complete the continuing education and/or certification requirements specified in rule GR 4.02.

A person providing professional sports science services, including but not limited to sports psychologists, physical therapists and athletic trainers, who would like to be credentialed at a competition must meet the coaching requirements listed above.

1312 Skaters and synchronized skating teams may receive coaching from the sidelines while on the ice during warm-up periods and may also leave the ice surface for that purpose, provided such coaching does not interfere with the judging of another skater. However, coaching is not permitted during the actual performance of the skater or team before the judges, nor may the coach be on the ice with the skater or team in the warm-up area. For the purpose of this rule, coaching will be considered any communication between the skater or team and a coach, parent or any other person. The referee may bar from the rink anyone who disregards this rule and may disqualify any skater or team who receives coaching in violation thereof.

A. For all qualifying and nonqualifying synchronized skating competitions, coaching is only permitted from the area designated by the referee.

1320 Behavior of Competitors During Competitions – All Disciplines

1321 Competitors are bound to obey implicitly the instructions of the official in charge of the competition and at all times to observe and comply with the Code of Ethics set forth in rule GR 2.00. Competitors who directly or indirectly, or in writing, express themselves in any improper manner regarding the officials or their decisions or the marking of the judges may be suspended or excluded from further competition.

1322 Personal listening devices including but not limited to headphones and ear buds may not be used on unofficial practice ice, official practice ice, official event day warm-up ice, or during the event warm-up period. Medical and assistive/adaptive listening devices are permitted.

1323 Call to Start: Before each performance, the name of the competitor/team will be called.

A. If a competitor/team has not checked in for their event in person, verbally, or electronically and does not take the ice for the warm-up, such competitor/team will be considered officially withdrawn, and the competitor's/team's name will not be announced. Competitors/teams are not required to participate in their event warm-up. If the competitor/team has checked in, their name will be announced..

B. Singles, pairs and ice dance: For IJS and CJS events, every singles, pairs and ice dance competitor/team must take the starting position of each segment of the competition (pattern dance, short program, rhythm dance, free skate or free dance) no later than 30 seconds after the competitor's/team's name has been announced. If the competitor/team has not taken their starting position within 30 seconds after their name is announced, the referee must take the appropriate deduction (per the current Who Is Responsible for Deductions document posted on the Members Only site). If the competitor/team has not taken their starting position within 60 seconds after their name is announced, the competitor/team will be considered withdrawn.

C. Synchronized skating: Every synchronized team (for both IJS and CJS events) must take the starting position and make a signal to the referee of each segment of the competition (short program and free skate) no later than 30 seconds after the team's name has been announced. If this time has expired and the team has not yet taken the starting position, the referee will apply a deduction from the final score as per rule 9923. If 60 seconds started from the call to start have expired and the team has not yet taken the starting position, the team will be considered as withdrawn.

1324 Competitors must take their accolades at center ice and exit without undue delay. A synchronized team must not take more than 30 seconds for exiting the ice surface for both the short program and free skate.

1325 It is the responsibility of all competitors to be familiar with these rules, to comply with them in full and to exemplify the highest standards of fairness, ethical behavior and genuine good sportsmanship in any of their relations with others. Any person whose acts, statements or conduct is considered detrimental to the welfare of figure skating is subject to the loss of privilege of registration by U.S. Figure Skating in accordance with the procedure outlined in Article XXV, Section 1, of the U.S. Figure Skating bylaws relating to loss of membership privileges, suspension and expulsion.

1400 Falls and Interruptions – All Disciplines

A. A fall is defined as the loss of control by a skater with the result that the majority of their own body weight is on the ice being supported by any part of the body other than the blades, e.g. hand(s), knee(s), back, buttock(s) or any part of the arm. A fall in itself is no bar to winning an event.

B. In singles, pairs and ice dance, an interruption is defined as the period of time starting immediately when a competitor stops performing the program or is ordered to do so by the referee, whichever is earlier, and ending when the competitor resumes the performance. The referee will decide where the point of interruption is and communicate this to the competitor, the judges and the technical controller. The competitor will resume the program according to rule 1403 (A)-(D) below. The technical panel decides if the interruption occurred at the entrance to or during the element. The technical controller will inform the referee accordingly.

C. In synchronized skating, an interruption is defined as the time elapsed between the moment a skater(s) stops performing the program until the moment the skater(s) resumes performing the program. For every interruption by one or more skaters of more than 10 seconds, there must be a deduction (see the Synchronized Skating Rules and Resources page on usfigureskating.org). If an interruption by the team as a whole lasts more than 40 seconds, an acoustic signal is produced by the referee, and the team is withdrawn. For cases of interruption due to adverse conditions unrelated to the Skater or related to the Skater's health or equipment, see rule 1404.

1401 Falls – Not the Fault of the Skater

If a skater is interfered with through no fault of the skater or falls because of the condition of the ice, the referee shall direct the skater to begin again after such period of rest as the referee may deem advisable, and the judges shall mark only the reskated program or pattern dance.

1402 Falls – The Fault of the Skater

A. A skater who falls in an event, other than pattern dance, shall continue skating without an extension of the prescribed duration of time. When using the component judging system, a movement marred by a fall must not be marked. If a fall is the fault of the competitor, it must be reflected in the mark for technical elements. If the fall interrupts the harmonious composition, it must be reflected in the component marks. An involuntary touchdown must be reflected in the marking according to its seriousness.

B. An interrupted pattern dance shall be resumed at the nearest technically practicable point in the step sequences (which may be after the point of interruption) and not necessarily at the exact point of interruption. The couple may not repeat the steps missed by the interruption.

C. No allowance may be made by the judges for personal accidents due to the fault of the skater.

1403 Allowance of a Delayed Start or Restart – Singles/Pairs/Ice Dance

A. ***Music deficiencies:*** If the tempo or quality of the music is deficient or if for any reason there is an interruption or stop in the music, the competitor must stop skating when they become aware of the problem or at the acoustic signal of the event referee, whichever is earlier.
   1. If any of these problems regarding the music occurs within the first 20 seconds after the start of the program, it is the choice of the competitor(s) whether to continue from the point where they stopped performing or restart the program from the beginning. If the competitor decides to restart the program, the judges and technical panel evaluate the program from the beginning, disregarding the previous evaluation. If the competitor decides to continue from the point where they stopped performing, the judges and technical panel continue evaluating the program from the moment the competitor resumes the program, and the prior evaluation remains.
   2. If any of these problems regarding the music occurs more than 20 seconds after the start, the competitor(s) will resume the program at the point of interruption or, if the interruption occurred at the entrance to or during an element, at the point immediately preceding this element. If this element was identified and called by the technical panel before the interruption, the technical panel has to delete it from the list of performed elements. The competitor is allowed to repeat this element when resuming the program.
   3. Back-up music must be readily available at rink side.
   4. No deductions apply for interruptions due to music deficiencies.

B. ***Adverse conditions unrelated to the competitor and/or the competitor's equipment:*** If an adverse condition unrelated to the competitor(s) or the competitor's equipment, such as lighting, ice condition, item thrown onto the ice, etc., occurs, the competitor(s) may stop skating and report to the event referee when such competitor becomes aware of the problem and must stop skating at the acoustic signal of the event referee and report to the event referee.
   1. When the problem is solved, the competitor(s) will continue from the point of interruption or, if the interruption occurred at the entrance to or during an element, at the point immediately preceding this element. If this element was identified and called by the technical panel, the technical panel will delete it from the list of performed elements. The competitor is allowed to repeat this element when resuming the program.
   2. If the interruption lasts longer than 10 minutes, there will be a second warm-up period according to rule 2712. After the second warm up, the competitor will continue from the point of interruption or, if the interruption occurred at the entrance to or during an element, at the point immediately preceding this element.
   3. No deductions apply for interruptions unrelated to the competitor or their equipment.

C. ***Adverse conditions related to the competitor and/or the competitor's equipment:*** If a competitor is injured during the performance, or another adverse condition related to the competitor or their equipment (such as but not limited to health problems, nose bleeding, lace undone, damage to clothing or skates) occurs, the competitor must stop skating, when they become aware of the problem or at the acoustic signal of the event referee, whichever is earlier. The music will be stopped only if the event referee instructs the music coordinator to do so according to paragraph 2 below.
   1. ***Interruptions up to 40 seconds:*** If the adverse conditions can be remedied without delay and the competitor(s) does not need to report to the event referee and the music continues to play, the event referee will apply the appropriate deduction (from the applicable deductions chart on usfigureskating.org).
   2. ***Interruptions up to 3 minutes:*** If the competitor does not resume skating within 40 seconds, the event referee will instruct the music coordinator to stop the music and allow the competitor three additional minutes. If the competitor resumes skating within this additional period, the event referee will apply the appropriate deduction (from the applicable deductions chart on usfigureskating.org). When the problem is solved, the competitor will continue from the point of interruption or, if the interruption occurred at the entrance to or during an element which was called by the technical panel before the interruption, at the point immediately following this element. The call made prior to the interruption will stay.
   3. Only one resumption per program is allowed upon an allowance of an additional 3 minutes. If there is a second interruption of more than 40 seconds due to an adverse condition related to a competitor or their equipment, the competitor will be considered withdrawn.

D. If, in the opinion of the event referee, medical attention is required (mandatory for possible head injury or concern of concussion), the event referee must stop the performance by an acoustic signal, follow the medical protocol, and instruct the music coordinator to stop the music. The event referee, after consulting with medical personnel, if available, will decide if the competitor(s) is fit to continue their program with no further risk to themselves or their partner/teammates, if applicable. There will be a maximum of a three-minute allowance for evaluation before the event referee will be required to make their decision. If the event referee determines the competitor is not fit to continue, the competitor will be considered withdrawn. If the event referee allows the competitor(s) to continue skating their program, no deductions will apply. When the problem is resolved, the competitor(s) shall continue from the point of interruption or, if the interruption occurred at the entrance to or during an element, at the point immediately following this element, which is called by the technical panel, and the call remains.

E. ***Adverse condition occurring prior the beginning of the program with allowance of up to 3 minutes:***
   1. If any adverse condition related to the Competitor or their equipment occurs between the skater being called to the start and taking the starting position which cannot be remedied within 60 seconds (rule 1323 (A)), the event referee will allow the competitor an additional 3 minutes and apply the appropriate deduction (from the applicable

deductions chart on usfigureskating.org).

2. If any adverse condition related to the competitor or their equipment occurs after they take the ice but before the call to the start, and the time before the start of the program is not sufficient to remedy such condition, the event referee will allow the competitor an additional 3 minutes before being called to the start and apply the appropriate deduction (from the applicable deductions chart on usfigureskating.org).

F. ***Adverse condition occurring during the warm up:*** If an adverse condition related to the competitor with the first starting number in the warm-up group or their equipment occurs during the warm up, and time before the call to the start is not sufficient to remedy such condition, the event referee will allow the competitor an additional 3 minutes before being called to the start without applying any deductions. For the purposes of paragraph C (3) and paragraph G of this rule 1403, this situation is not considered as resumption of the program.

G. ***Limit of the interruptions allowed:*** Only one interruption, up to 3 minutes, is allowed whenever it takes place (prior or during the program). If there is a second interruption of more than 40 seconds due to an adverse condition related to a competitor (including medical problems) or their equipment the competitor will be considered withdrawn.

H. ***Incomplete Programs:*** If a competitor does not complete the program, no marks will be awarded, and the competitor will be considered withdrawn.

1404 Allowance of a Delayed Start or Restart – Synchronized Skating

A. If the tempo or quality of the music is deficient or if for any reason there is an interruption or stop in the music, the team captain must stop skating and notify the event referee or the team must stop skating at the acoustic signal of the referee, whichever is earlier. No restart may be made if any of these problems with music occurs 20 seconds after the start. If the interruption happens after the 20-second mark, the performance will continue from the point of interruption, or if the interruption occurred at the entrance to or during an element, at the point immediately preceding this element. If this element was identified and called by the technical panel before the interruption, the technical panel has to delete it from the list of performed elements, and the team is allowed to repeat this element when resuming the program (at which point it will be called). Back-up music must be readily available at rink side. No deduction will be made by the event referee or judges.

B. If an interruption is caused by an adverse condition unrelated to the team or their equipment, such as lighting, ice condition, etc., occurring at any time during the program, the team must stop skating at the acoustic signal of the event referee. If the event referee does not stop the skating with an acoustic signal, the team captain should inform the event referee about any adverse conditions unrelated to the team or their equipment. The rest of the team must continue to skate until they are ordered to stop by an acoustic signal of the event referee. No penalty will be applied for the team captain leaving the team to consult the event referee or the event referee then stopping the program. Immediately after the problem has been resolved, the team will continue from the point of interruption, or if the interruption occurred at the entrance to or during an element, at the point immediately preceding this element. If this element was identified and called by the technical panel before the interruption, the technical panel has to delete the it from the list of performed elements, and the team is allowed to repeat this element when resuming the program (at which point it will be called). If, however, the interruption lasts longer than 10 minutes, there will be a second warm-up period according to rule 2911.

C. If a skater is injured during the performance, or another adverse condition related to the skater (such as health problems or unexpected damage to the skater's clothing or equipment) impedes the skater's/team's skating, the affected skater must stop skating when the skater becomes aware of the problem or at the acoustic signal of the event referee. The music will only be stopped if the referee instructs the music coordinator to do so.

1. If the adverse conditions can be remedied without delay, and the rest of the team has continued to skate their program, and the affected skater(s) resumes skating their program without reporting to the event referee, the event referee will apply a deduction for the interruption as per rule 9913 or 9923 depending on the duration of the interruption. This time period commences immediately after the skater stops performing the program or the team is directed to do so by the event referee, whichever occurs earlier.
2. If the adverse conditions cannot be remedied without delay and the team captain (or affected skater) reports to the event referee within 40 seconds, the event referee will order the rest of the team to stop skating by an acoustic signal and allow an additional period of up to three minutes and/or will permit the team to solve the problem in order for the team to resume skating. The team will resume skating as close as possible to the time that the team captain or the affected skater reported to the event referee. This additional time period commences at the moment the team captain or the affected skater reports to the event referee. The event referee will apply a deduction as per rule 9913 or 9923 for the whole interruption.
    a. If either the whole team stops skating without being directed to do so by the event referee or the event referee directed the team to stop skating and the team captain does not report to the event referee within 40 seconds, or if the team does not resume skating their program within the additional period of three minutes, the team will be considered withdrawn.
    b. The judges and the technical panel will continue to evaluate the team's performance until the event referee directs the team to stop skating with an acoustic signal. The point from which the team must continue the program will be decided per paragraph c below, and communicated to the team by the event referee.
    c. In IJS events, the event referee in consultation with the technical controller will determine whether the interruption occurred before or during an element. If the interruption occurred during any part of an element,

the team will continue from the point of interruption, or if the interruption occurred at the entrance to or during an element which was called by the technical panel before the interruption, at the point immediately following this element. The call made prior to the interruption will stay. The event referee will inform the judges where to continue the evaluation of the program.

D. If, in the opinion of the event referee or assistant ice-level referee, medical attention is required (mandatory for possible head injury or concern of concussion), the referee must stop the performance. No deduction will apply if the referee stops the performance for medical attention. The event referee, after consulting with medical personnel, if available, will decide if the skater is fit to continue the program with no further risk to themselves or their teammates. There will be a maximum of a three-minute allowance for evaluation before the event referee will be required to make their decision. If the event referee determines the competitor is not fit to continue, another competitor may be substituted per rule 1404 (F). When the problem is resolved, the team will continue from the point of interruption, or if the interruption occurred at the entrance to or during an element, at the point immediately following this element, which is called by the technical panel and the call remains. In case of a skater's injury, which requires the skater's evacuation by the medical personnel from the ice surface and/or new ice resurfacing is needed after the accident, this three minutes period is not in place.
E. If any team between entering the ice and being called to the start is injured, or any other adverse condition related to the team or their equipment impeding their skating occurs, and time before the start of the program is not sufficient to remedy the adverse condition, the event referee will allow the team up to three additional minutes before the team is called to the start. The event referee will apply a deduction as per rule 1404 (C)(2).
F. Once a short program or free skate has started, no substitution of a skater will be permitted (if there is no visible reason, i.e. injury, equipment failure, etc.). However, registered team alternates may be substituted if the team's program is stopped by the event referee or assistant ice-level referee due to injury or equipment problems. If a team substitutes a skater without the event referee or assistant ice-level referee first stopping the program, the team will be disqualified.
G. With respect to adverse conditions related to a skater or skater's equipment, only one restart per program is allowed. In case of a second stop of the performance due to an adverse condition related to the skater or skater's equipment (including medical problems), the team concerned will be considered withdrawn.
H. If a team does not complete their program, no marks are to be awarded, and the team is considered withdrawn.

1500 Complaints, Protests, Appeals – All Disciplines

1501 All protests to the chief and/or event referee must be in writing. The protest must identify the specific basis for the protest, including the name of the official, rule number or bylaw article at issue or other basis for the protest. In the case of an element identification error, error in data input, mathematical or calculation error, error in application or omission of a bonus, or error in fall entry, the type of error and element being challenged must be specified in the protest.

1502 A protest concerning the participation of a competitor must be filed with the chief referee before the start of the first event of the entire competition. If an immediate decision cannot be reached, the competitor will be permitted to start, but in the event the protested competitor wins a prize, the announcement of the result and the distribution of prizes will be deferred until a final decision has been made.

1503 Protests other than concerning the participation or eligibility of a competitor must be filed with the chief and/or event referee as follows:

A. For the U.S. Figure Skating Championships and U.S. Synchronized Skating Championships, no later than 10 minutes after the posting of the official results of the competitor's event.
B. For all other competitions, no later than 30 minutes after the posting of the official results for the competitor's event.

1504 Decisions of the chief and/or event referee affecting the eligible status of a competitor, the exclusion, disqualification or qualification of an entrant or official, or the determination of a result may be appealed to an Expedited Hearing Panel. Appeals must be made per rule GCR 5.04. No other appeals from the decisions of chief and/or event referee will be permitted.

1505 Protests to the chief and/or event referee and appeals to the Expedited Hearing Panel can be filed by the competitor, or by the coach on behalf of the competitor.

1506 Formal Complaints Against Officials at a Competition

Complaints concerning any official at a competition must be made in writing to one of the following:

A. Chief referee of the competition;
B. Event referee at the competition;
C. Technical panel captain at the competition in the case of a complaint against a technical panel official.

1600 Release of Liability

U.S. Figure Skating and the clubs or organizers of competitions undertake no responsibility for damages or injuries suffered by the skaters or officials. As a condition of and in consideration of the acceptance of their entries or participation therein, all entrants, their parents and guardians and officials will be deemed to agree to assume all risks of injury to their person and property resulting from, caused by or connected with, the conduct and management of the competition, and to waive and release any and all claims which they may have against any officials, U.S. Figure Skating, the club hosting the competition and its officers; and their entries shall be accepted only on such condition.

Rules for Qualifying Competitions

2000 Qualifying Competitions – Sanctions

A. The U.S. Pairs Final, U.S. Ice Dance Final, sectional singles finals, synchronized sectional championships and adult sectional championships require a sanction from the appropriate sectional vice chair of the Competitions Committee.

B. The National Qualifying Series events require a sanction from the Competitions Committee. Refer to the National Qualifying Series Local Organizing Committee Handbook posted on the Members Only site.

C. Sanctions for any qualifying competition, unless otherwise approved by the Board of Directors, will be issued only to full member clubs in good standing or to interclub associations listed in the current directory. Entries are limited to current members of U.S. Figure Skating who otherwise meet the requirements as outlined in the rules.

D. See rules 1100–1130 for additional sanction information.

2010 Qualifying Competitions – Location

2011 If a sectional singles final cannot be held within that section, the chair of the Competitions Committee has the authority to assign that sectional final to another section;

2012 Synchronized skating sectional championships may be hosted at a common time and location with the approval of the chair of the Competitions Committee. Each section will have separate competitions.

2013 In the event that a sectional final cannot be held or relocated, a committee comprised of the chair of the Competitions Committee, along with the appropriate sectional and regional vice chairs, a member of the Board of Directors from the appropriate section, appointed by the president, at least 33.3 percent athlete representation and any other members deemed appropriate by the president will select the skaters or teams to advance to the next level of qualifying competition.

2020 Qualifying Competitions – Ice Surfaces

2021 For all qualifying competitions as defined in rule 1022, ice surfaces measuring not less than 85 feet by 185 feet will be used whenever possible:

A. For U.S. Figure Skating Championships, smaller ice surfaces may be used only with the approval of the Board of Directors and the chair of the Competitions Committee.

B. For the U.S. Synchronized Skating Championships, smaller ice surfaces may be used only with the approval of the Board of Directors and the chair of the Competitions Committee, after consultation with the national vice chair of the Synchronized Skating Competitions Subcommittee.

C. For other competitions, smaller ice surfaces may be used only with the approval of the chair of the Competitions Committee after consultation with the appropriate sectional vice chair of the Competitions Committee.

D. It is preferred that sites for the U.S. Pairs Final, the U.S. Ice Dance Final and sectional singles finals have, whenever possible, two ice surfaces available for competition.

2030 Standard Contracts for All U.S. Championships

2031 For the U.S. Figure Skating Championships, the terms of the contract between the local organizing committee (LOC) for U.S. Figure Skating Championships and U.S. Figure Skating are standardized as follows:

A. U.S. Figure Skating will assume the management of U.S. Figure Skating Championships.

B. U.S. Figure Skating will pay all expenses involved with organizing and conducting the championships including, but not limited to, the expenses of referees, scoring officials, judges and other assigned officials, medals, trophies, competition forms, computer costs and electronic scoreboards.

C. The LOC, in good faith, will negotiate a standard agreement covering U.S. Figure Skating Championships with U.S. Figure Skating.

D. U.S. Figure Skating will pay a fee to the LOC for supplying the local volunteers to carry out the various responsibilities assigned to them. The LOC will keep any monies received from any approved local cash sponsor. The LOC will also keep any leftover items procured from approved local "value in kind" sponsors.

2032 The terms of the contract between the local organizing committee (LOC) for the U.S. Adult Figure Skating Championships and U.S. Synchronized Skating Championships) and U.S. Figure Skating are standardized as follows:

A. The LOC will agree to pay all expenses involved with organizing and conducting the championships including, but not limited to, the expenses of referees, judges, music equipment* and coordinators, technical representatives, scoring officials, medals, trophies, sanction fees if any, necessary competition forms, computer costs, electronic scoreboards*, judging boxes*, etc., prior to the placement of the event. (*U.S. Figure Skating will provide this equipment in good working condition from its current storage location.)

B. The LOC will agree to negotiate, in good faith, a U.S. Figure Skating standard agreement covering the U.S. Figure Skating Championships.

C. The LOC will pay a bid fee to U.S. Figure Skating and all other expenses of the championships. These expenses may include the officials' dinner but may not include any other party or banquet expense. The LOC will retain all net profits thereafter. No payment will be made to any service organization prior to the calculation of net profit.

D. A financial statement of the gross receipts, expenditures and net profit accruing from the championships will be filed with the treasurer and the chair of the Competitions Committee not later than 120 days after the last day of the championships. Payment of U.S. Figure Skating's share of the net profit will accompany the copy of said statement forwarded to the U.S. Figure Skating treasurer.

2040 Qualifying Competitions – Expenses and Reports

2041 The host club will meet the expenses of any sanctioned competition such as advertising, programs, prizes, expenses of officials and all other expenses as specified in the standard contract. The expense of U.S. Figure Skating officials, technicians or others whose attendance at National Qualifying Series or sectional championships is individually appointed by U.S. Figure Skating will be assumed by U.S. Figure Skating.

A. The National Qualifying Series Local Organizing Committee Handbook will document the conduct, rules and procedures required of any competition wishing to host a National Qualifying Series competition. This document will be submitted by the Competitions Committee to the Board of Directors for their approval no later than Dec. 1.

2042 Clubs conducting qualifying competitions must file a financial statement on forms available from U.S. Figure Skating headquarters as follows:

A. For the U.S. Pairs Final, U.S. Ice Dance Final, sectional singles finals and adult sectional championships, a financial statement must be filed within 90 days after the last day of the competition with the chair of the Competitions Committee, U.S. Figure Skating headquarters and with the appropriate sectional and regional vice chairs of the Competitions Committee.

B. For the U.S. Adult Figure Skating Championships and U.S. Synchronized Skating Championships, see rule 2032.

C. For sectional synchronized skating championships, a financial statement must be filed with the chair of the Competitions Committee, U.S. Figure Skating headquarters and the appropriate sectional vice chairs of the Synchronized Skating Competitions Subcommittee within 90 days after the last day of the competition.

2043 Clubs which fail to file financial statements for any qualifying competition or, in the case of the U.S. Figure Skating Championships or the U.S. Synchronized Skating Championships, fail to pay U.S. Figure Skating's share of the net profits, will not be issued a sanction for any future competition until the terms of the standard contract and rule 2042 are fulfilled.

2044 Entry fees paid to the local organizing committee (LOC) for appropriate qualifying competitions are based on entries (net of byes, four or fewer, processing fees, etc.) as of the closing date for entries. Entry fees paid to the LOC will be determined as outlined in rule 2401 (B)(1).

2050 Qualifying Competitions – Events

2051 Qualifying competitions as defined in rule 1022 will be held in accordance with the general rules and regulations for all competitions, together with the rules specific to those competitions.

2052 The follow qualifying competitions will consist of the following events:

Qualifying Events		U.S. Figure Skating Championships	U.S. Development Team Championships	U.S. Ice Dance Final	U.S. Pairs Final	Sectional Singles Final	National Qualifying Series
Senior (Championship)	**Women**	X				X	X
	Men	X				X	X
	Pairs	X			X		X
	Dance	X		X			X
Junior	**Women**	X				X	X
	Men	X				X	X
	Pairs	X			X		X
	Dance	X		X			X
Novice	**Women**		X			X	X
	Men		X			X	X
	Pairs		X		X		X
	Dance		X	X			X
Intermediate	**Women**		X			X	X
	Men		X			X	X
	Pairs		X		X		X
	Dance		X	X			X
Juvenile	**Girls**		X			X	X
	Boys		X			X	X
	Pairs		X		X		X
	Dance		X	X			X
Pre-juvenile	**Girls**					X	X
	Boys					X	X
Preliminary	**Girls**					X	X
	Boys					X	X

2053 The Board of Directors may divide the events of U.S. Figure Skating Championships, and the chair of the Competitions Committee, with the vice president, may divide the events of the U.S. finals and sectional finals among different clubs as they see fit.

2054 U.S. Adult Figure Skating and Adult Sectional Championships – Events

The U.S. Adult Figure Skating Championships and the adult sectional championships will consist of the following events:

A. Adult sectional championships events and U.S. Adult Figure Skating Championships events which require qualification from adult sectional championships:
   1. Singles: championship masters junior-senior free skate; championship masters intermediate-novice free skate; championship adult gold free skate, championship adult silver free skate;
   2. Pairs: championship masters pairs;
   3. Partnered dance: championship adult dance;
   4. Solo dance: championship adult solo dance.

B. U.S. Adult Figure Skating Championships events which do not require qualification from adult sectional championships:
   1. Singles: masters junior-senior free skate, masters intermediate-novice free skate, adult gold free skate, adult silver free skate, adult bronze free skate;
   2. Pairs: masters pairs, adult gold pairs, adult silver pairs, adult bronze pairs, centennial pairs;
   3. Partnered dance: masters open partnered pattern dance, adult gold partnered pattern dance, adult pre-gold partnered pattern dance, adult silver partnered pattern dance, adult pre-silver partnered pattern dance, adult bronze partnered pattern dance, adult pre-bronze partnered pattern dance, centennial partnered pattern dance, masters open partnered free dance, adult gold partnered free dance and adult pre-gold partnered free dance;
   4. Solo dance: adult gold solo pattern dance, adult pre-gold solo pattern dance, adult silver solo pattern dance, adult pre-silver solo pattern dance, adult bronze solo pattern dance, adult gold solo free dance, adult pre-gold solo free dance, adult silver solo free dance, adult pre-silver solo free dance, adult bronze solo free dance;
   5. Showcase: masters emotional performance, masters lyrical pop/character/comedy, adult gold emotional performance, adult gold lyrical pop/character/comedy, adult silver emotional performance, adult silver lyrical pop/character/comedy, adult bronze emotional performance and adult bronze lyrical pop/character/comedy.

C. Adult sectional championships events also include adult showcase events as defined in the latest Showcase Handbook posted on the Members Only site.

2055 U.S. Synchronized and Synchronized Sectional Championships – Events

A. The U.S. and sectional synchronized skating championships will consist of the following levels: senior, junior, novice, intermediate, juvenile, collegiate, adult and masters.

B. The synchronized skating sectional championships will consist of the levels set forth in (A) and the following levels: preliminary, pre-juvenile, open juvenile, open collegiate, open adult, open masters and Special Olympics unified synchronized skating.

2060 Qualifying Competitions – Announcements

2061 The rules for qualifying competitions will be those in this rulebook unless stated otherwise in the announcement.

The announcement and entry form for:

A. The U.S. Figure Skating Championships must be approved by the chair of the Competitions Committee;

B. The U.S. Synchronized Skating Championships must be approved by the national vice chair of the Synchronized Skating Competitions Subcommittee;

C. The U.S. Pairs Final, U.S. Ice Dance Final, sectional singles finals and National Qualifying Series events must be approved by the appropriate sectional vice chairs of the Competitions Committee;

D. Synchronized skating sectional championships must be approved by both the appropriate sectional vice chair and the national vice chair of the Synchronized Skating Competitions Subcommittee.

E. The U.S. Adult Figure Skating Championships and adult sectional championships must be approved by the national vice chair of the Adult Competitions Subcommittee.

2062 The announcements must be made available as follows:

Competition	Announcement Made Available By
National Qualifying Series	April 15
Sectional Singles Finals	Aug. 1
U.S. Ice Dance Final and U.S. Pairs Final	Aug. 1
U.S. Figure Skating Championships	By the conclusion of sectional singles finals, U.S. Pairs Final and U.S. Ice Dance Final
Synchronized Skating Sectional Championships	Aug. 15
U.S. Synchronized Skating Championships	By the conclusion of synchronized skating sectional championships
Adult Sectional Championships	Dec. 15
U.S. Adult Figure Skating Championships	Dec. 15

2063 A final copy of all announcements must be uploaded to website with the sanction request.

2100 Qualifying Competitions – Officials

2110 Assignment Restrictions

2111 For qualifying competitions, members of the same family or close relatives may serve as officials in the same event (e.g. intermediate women Group A) provided they are not on the same panel (e.g. both on the technical panel or both on the judging panel (referees are considered members of the judging panel)) or serving as the same type of official (e.g. both scoring officials).

2112 A relative of a competitor will not be permitted to referee, judge, serve on the technical panel or act as an scoring official in any competitive event in which the competitor is entered. Persons married or closely related to a competitor or paid coach in figure skating will not be permitted to serve as a referee, judge, technical panel member or an scoring official in any event in which the competitor or pupil of the paid coach is entered. Persons will be considered a pupil for 12 months after the last day of receiving coaching. Teaching/coaching/consulting for competitors, either privately or semi-privately (including e-classes) in, but not limited to, choreography, ballet, gymnastics, ballroom dancing, and/or physical fitness within the past 12 months prohibits one from officiating for skaters who are their pupils.

2113 A judge or technical panel member who, during the preceding 12 months, has skated as a partner of a competitor will not serve as an official in any competitive event in which the partner is entered.

2114 The chief scoring official, assistant scoring officials and scoring system technicians will not accept appointment for more than one role at a qualifying competition. This rule does not apply to temporary service in the role of either data entry or video replay operator (provided said scoring official holds the required data entry and/or video replay operator appointment), if requested by the chief referee in coordination with the chief scoring official.

2115 Synchronized team managers are prohibited from serving as a judge, referee, technical panel official or scoring official on an event in which their team is competing and may not serve as a judge, referee, technical panel official or scoring official on such an event for 12 months following the termination of their role as team manager.

A. For the purposes of this rule, a synchronized team manager is a spokesperson for and provides management oversight for a synchronized skating team or teams. Management oversight includes the administrative aspects of conducting business for a team, specifically overseeing and directing the organization and administration of team expenses, travel, accommodations, competition entry forms and rosters, competition and non-competition clothing and all team communications.

2116 A judge, referee, technical panel official or scoring official invited to serve at a National Qualifying Series event; sectional final or championship; the synchronized sectional championships, or a U.S. final or championship, including the U.S. Synchronized Skating Championships may not skate as a competitor in any event of said championship except the nonqualifying adult events.

A. This includes both qualifying and nonqualifying events held at the U.S. Adult Figure Skating Championships (see rules 2054 (A) and 2054 (B)).

B. A judge, referee, technical panel official or scoring official invited to serve at an adult sectional championships (see rule 2054 (A)) may compete in the nonqualifying competition held in conjunction with the same adult sectional championships. A judge, referee, technical panel official or scoring official invited to serve at a nonqualifying competition held in conjunction with an adult sectional championships may compete in a championship event (see rule 2054 (A)) at the same adult sectional championships.

2120 Qualifying Competitions – Officials – All Skating Disciplines

The following officials are required to officiate at U.S. Figure Skating qualifying competitions:

A. Referee

B. Judges

1. Either an odd or even number of judges may be used.
    a. U.S. Figure Skating Championships: Minimum of seven and maximum of nine judges;
    b. U.S. Synchronized Skating Championships: Minimum of seven and maximum of nine judges;
    c. U.S. Development Team Championships: Minimum of five and maximum of seven judges;
    d. U.S. Adult Championships: Minimum of five and maximum of seven judges;
    e. Synchronized sectional championships: Minimum of five and maximum of seven judges;
    f. Adult sectional championships: Minimum of five and maximum of seven judges;
    g. U.S. Pairs Final, U.S. Ice Dance Final and Sectional Singles Final: Minimum of five and maximum of nine judges;
    h. National Qualifying Series (all disciplines): Minimum of five and maximum of nine judges;

C. Technical panel

1. Standard technical panel
    a. Technical controller
    b. Two technical specialists
    c. Data operator
2. A reduced technical panel may be used for applicable divisions.
    a. The panel will consist of one data operator plus one technical controller OR one technical specialist.
    b. The applicable divisions will be published within the Skating Rules and Resources section on usfigureskating.org by July 1 each year.

D. Scoring official to calculate the results using calculation computer program selected by U.S. Figure Skating as the official calculation software.

2130 Qualifying Competitions – Selection of Officials

2131 Levels of Referees and Scoring Officials for Qualifying Competitions

Competition	Chief Referee	Assistant Referees	Ice Dance Referees	Chief Scoring Official	Assistant Scoring Officials
U.S. Figure Skating Championships	National	National ISU championship singles/pairs judge[1]	National ISU championship dance judge[2]	National	National
U.S. Development Team Championships	National S/P	National ISU championship singles/pairs judge[1]	National ISU championship dance judge[2]	National	National
U.S. Ice Dance Final	National Sectional	National Sectional	National Sectional	National Level 2	National Level 2 Level 1
U.S. Pairs Final	National Sectional	National Sectional	N/A	National Level 2	National Level 2 Level 1
Sectional Singles Final	National Sectional	National Sectional	N/A	National Level 2	National Level 2 Level 1
National Qualifying Series Ice Dance	National Sectional	National Sectional	National Sectional	National Level 2	National Level 2 Level 1
National Qualifying Series Pairs	National Sectional Qualifying	National Sectional Qualifying	N/A	National Level 2	National Level 2 Level 1
National Qualifying Series Singles	National Sectional Qualifying	National Sectional Qualifying	N/A	National Level 2	National Level 2 Level 1
U.S. Adult Figure Skating Championships	National Sectional	National Sectional	National Sectional	National Level 2	National Level 2
Adult Sectional Championships (qualifying and nonqualifying events)	National Sectional Qualifying	National Sectional Qualifying	National Sectional	National Level 2 Level 1	National Level 2 Level 1
U.S. Synchronized Skating Championships[4]	National SYS	National SYS ISU championship SYS judge[3]	N/A	National	National
Synchronized Skating Sectional Championships[4]	National SYS Sectional SYS	National SYS Sectional SYS	N/A	National Level 2	National Level 2 Level 1

[1]Must also be an ISU championship singles/pairs referee, an international singles/pairs referee or a candidate for international singles/pairs referee
[2]Must also be an ISU championship dance referee, an international dance referee or a candidate for international dance referee
[3]Must also be an ISU championship synchronized skating referee, an international synchronized skating referee or a candidate for international synchronized skating referee
[4]In all qualifying synchronized competitions, in addition to the referee, there will be an assistant ice-level referee for each event.

2132 Levels of Judges for Qualifying Competitions

Competition	Judge – Singles/Pairs (S/P) Events	Judge – Ice Dance Events	Judge – Synchronized (SYS) Events
U.S. Figure Skating Championships	National S/P	National Dance	N/A
U.S. Development Team Championships	National S/P	National Dance	N/A
U.S. Ice Dance Final	N/A	National Dance Sectional Dance	N/A
U.S. Pairs Final	National S/P Sectional S/P	N/A	N/A
Sectional Singles Final	National S/P Sectional S/P	N/A	N/A
National Qualifying Series Ice Dance	N/A	National Dance Sectional Dance Qualifying Dance	N/A
National Qualifying Series Pairs	National S/P Sectional S/P Qualifying S/P	N/A	N/A
National Qualifying Series Singles	National S/P Sectional S/P Qualifying S/P Nonqualifying S[4]	N/A	N/A
U.S. Adult Figure Skating Championships (qualifying events[1])	National S/P Sectional S/P	National Dance Sectional Dance Qualifying Dance[2]	N/A
Adult Sectional Championships (qualifying events[3])	National S/P Sectional S/P Qualifying S/P	National Dance Sectional Dance Qualifying Dance	N/A
U.S. Synchronized Skating Championships	N/A	N/A	National SYS
Synchronized Skating Sectional Championships	N/A	N/A	National SYS Sectional SYS

[1]Judges for nonqualifying events at the U.S. Adult Figure Skating Championships may be any judge qualified to judge in the given role at any nonqualifying competition.
[2]Qualifying judges may serve in qualifying events at the U.S. Adult Figure Skating Championships as the minority of the panel.
[3]Judges for nonqualifying events at adult sectional championships may be any judge qualified to judge any nonqualifying competition and will be selected by the LOC and approved by the appropriate sectional vice chair of the Competitions Committee
[4]For all pre-juvenile and preliminary events only.

2133 Levels of Technical Panel Officials for Competitions

Competition	TC/TS – Singles (S) Events	TC/TS – Pairs (P) Events	TC/TS – Ice Dance (D) Events	TC/TS – Synchronized (SYS) Events	Data Operators
U.S. Figure Skating Championships	National (S)	National (P)	National (D)	N/A	National
U.S. Development Team Championships	National (S)	National (P)	National (D)	N/A	National
U.S. Ice Dance Final	N/A	N/A	National (D) Sectional (D)	N/A	National Qualifying
U.S. Pairs Final	N/A	National (P) Sectional (P)	N/A	N/A	National Qualifying
Sectional Singles Final	National (S) Sectional (S)	N/A	N/A	N/A	National Qualifying
National Qualifying Series Ice Dance	N/A	N/A	National (D) Sectional (D) Nonqualifying (D)[1]	N/A	National Qualifying
National Qualifying Series Pairs	N/A	National (P) Sectional (P) Nonqualifying (P)[1]	N/A	N/A	National Qualifying
National Qualifying Series Singles	National (S) Sectional (S) Qualifying (S) Nonqualifying (S)[2]	N/A	N/A	N/A	National Qualifying
U.S. Adult Figure Skating Championships (qualifying events[3])	National (S) Sectional (S)	National (P) Sectional (P) Nonqualifying (P)	Any level appointment (D/SD)[4]	N/A	National Qualifying
Adult Sectional Championships (qualifying events[3])	National (S) Sectional (S) Qualifying (S)	N/A	N/A	N/A	National Qualifying
U.S. Synchronized Skating Championships	N/A	N/A	N/A	National (SYS)	National
Synchronized Skating Sectional Championships	N/A	N/A	N/A	National (SYS) Sectional (SYS)	National Qualifying
Nonqualifying Competitions	Any level appointment (S)[5]	Any level appointment (P)[5]	Any level appointment (D)[5]	Any level appointment (SYS)[5]	Any level of appointed Data Operator

[1]For the National Qualifying Series, one nonqualifying technical controller or one nonqualifying technical specialist may be included on the technical panel for ice dance and pairs events.
[2]For all pre-juvenile and preliminary events only.
[3]Technical panel officials for nonqualifying events at adult sectional championships and the U.S. Adult Championships may be any official qualified to officiate in the given role at any nonqualifying competition.
[4]Solo dance (SD) technical controllers and technical specialists can only serve on solo dance events.
[5]Nonqualifying-level-and-above technical controllers may serve as technical specialist 2 at all nonqualifying competitions in the discipline(s) in which they are certified.

2134 Foreign/Guest Officials

A guest judge/referee or a guest technical panel official will be eligible to serve on one or more events of a qualifying competition (see rule 1022) upon satisfying the following qualifications and consent procedures:

A. A guest judge/referee must be an eligible person and recognized as a qualified judge/referee of their ISU member association. The judge/referee need not be a U.S. Figure Skating member nor a citizen of the United States.
B. A guest technical panel official must be either on the current ISU list of technical panel officials, ISU certified or certified as a technical panel official by a member federation of the ISU. The guest technical panel official need not be a U.S. Figure Skating member nor a citizen of the United States.
C. For U.S. championships (figure skating, synchronized skating, collegiate or adult), a guest judge/referee or technical panel official may be selected with the unanimous consent of the president, Competitions Committee chair and the Domestic Selections Committee chair. For all other qualifying competitions, the official may be selected with the unanimous consent of the Competitions Committee chair and Domestic Selections Committee chair.

2140 Reserved

2150 Reimbursement of Officials

All authorized officials will submit their expense accounts to the local organizing committee on the U.S. Figure Skating Expense Report Forms in accordance with the current, approved U.S. Figure Skating Travel and Expense Policy, available on usfigureskating.org. Expenses may not exceed the limitations imposed by the current, approved U.S. Figure Skating Travel and Expense Policy. Reimbursement to authorized officials must be made as soon as possible but no later than 14 days (30 days for U.S. Figure Skating Championships) following the submission of their expense form to the hosting organization.

2160 Trial Judges

2161 Trial judges who have been approved in accordance with rule section DOR 4.30 and who have not been assigned as an official of the competition may be charged reasonable fees by the host organization to cover administrative costs.

A. No administrative fees may be charged for the U.S. Figure Skating Championships or U.S. Synchronized Skating Championships.
B. Such administrative fees may not exceed actual costs for any other qualifying competition as defined in rule 1022 or nonqualifying competition approved for trial judging.

2162 Such trial judges may also be charged reasonable fees by the host organization to cover the cost of meals if meals are provided.

A. Such fees may not exceed the actual cost of the meals provided.
B. Each trial judge must be given the option to decline the meals, not pay the fee and eat elsewhere during the competition.

2163 If a trial judge is also an official judge at the competition, no fees may be charged.

2200 Qualifying Competitions – Eligibility and Membership

2210 Eligibility and Membership Requirements – Singles, Pairs and Ice Dance

2211 Qualifying competitions as defined in rule 1022 are only open to eligible persons who are citizens of the United States, or non-U.S. citizens who have complied with the provisions of rule section 2240.

A. Such persons must also be:
   1. Members of collegiate clubs;
   2. Individual members; or
   3. Members of U.S. Figure Skating member clubs.
B. When a skater registers for a qualifying competition, the U.S. Figure Skating member club shown on the skater's entry form will remain the skater's club of representation throughout that competitive season. The designated home club will be that set forth in rule MR 10.01. If the skater is an individual member at the time of registration, that status will remain throughout the competitive season.

2212 Additional Eligibility – U.S. Adult Figure Skating Championships

For the U.S. Adult Figure Skating Championships, events are open to eligible or reinstated persons. Non-championship (open, nonqualifying) events are open to all legal residents of the United States who meet all other qualifications (test, age, membership).

2220 Eligibility and Membership Requirements – Synchronized Skating

2221 No synchronized team is eligible to enter any qualifying synchronized skating competition without a registration for the current skating year (see rule section MR 40.00). The registration number will be required on all competition entry forms.

2222 All participants must be eligible persons or reinstated persons and registered skaters. See Eligibility Rules. If a team represents a club, all team members must be members of the club the team represents, but it is not necessary for it to be their home club.

2223 Collegiate team level eligibility requirements:

Any team that meets the requirements in rule 9490 may compete in the collegiate level provided that the following additional requirements have been met:

A. Be sponsored by a college or university that is a collegiate club, or by a full member club, or be a registered independent team of U.S. Figure Skating;

B. If affiliated with a single college or university, incorporate the sponsoring college or university's name into the team name so that it is clear which academic institution (university skating club) the team represents;
C. If affiliated with multiple colleges or universities or a registered independent team, select a team name that reflects the collegiate nature of the team.

2230 Eligibility of U.S. Citizens Returning From Competing for Another ISU Member

2231 In order to compete at a U.S. Figure Skating qualifying competition after having been a member of a foreign federation at any level of skating, an applicant must complete the "Application to Compete for Non-U.S. Citizens and Returning U.S. Citizens" (available on the Members Only site), submit it to the chair of the Competitions Committee at least seven calendar days before the closing date for entries as provided in rule 2401 and include:
A. Written proof that applicant has resided in the United States for one year or has a valid U.S. passport;
B. A copy of the applicant's domestic and international competitive record in its entirety; and
C. A letter of release from the previous federation.

2232 A skater may not compete in U.S. Figure Skating qualifying competitions and the qualifying competitions of another federation or represent another federation in an ISU event in the same competition season. If a skater enters a qualifying competition or ISU event for another federation while registered for a U.S. Figure Skating qualifying competition, the skater will be considered withdrawn from the U.S. Figure Skating qualifying competition. If the skater has already completed the qualifying season for U.S. Figure Skating, the skater's results will be forfeited.

2240 Eligibility of Non-U.S. Citizens to Compete in U.S. Figure Skating Qualifying Competitions

2241 Non-U.S. citizens who are members in good standing of U.S. Figure Skating and have never been a member of a foreign federation will apply to the chair of the Competitions Committee by submitting an "Application to Compete for Non-U.S. Citizens and Returning U.S. Citizens" (available on the Members Only site) at least seven calendar days before the closing date for entries as provided in rule 2401 and include:
A. A copy of the applicant's valid passport from the country of citizenship; amd
B. Proof of residence for one year preceding the date of the first competition the skater wishes to enter..

2242 Non-U.S. citizens who are members in good standing of U.S. Figure Skating and have been a member of a foreign federation will apply to the chair of the Competitions Committee by submitting an "Application to Compete for Non U.S. Citizens and Returning U.S. Citizens" (available on the Members Only site) at least seven calendar days before the closing date for entries as provided in rule 2401 and include.
A. A copy of the applicant's valid passport from the country of citizenship;
B. A copy of the applicant's domestic and international competitive record in its entirety;
C. A letter of release from the previous federation;
D. Proof of residence:
1. Singles skaters must have resided in the United States and cannot have competed for a foreign federation for one year preceding the date of the first competition the skater wishes to enter.
2. In the case of pair or ice dance couples, one partner of the couple must be a citizen of the United States or have resided in the United States for at least one year.
a. Siblings who are skating together as a couple, both of whom are under age 18, are excluded from the requirement that one partner be a U.S. citizen or have resided in the United States for at least one year as long as all other requirements of rules 2240 through 2246 are met.
3. A non-U.S. citizen may compete for a U.S. synchronized skating team provided that:
a. The skater has not represented a foreign federation in the course of the same membership year (July 1 through June 30);
b. At least 75 percent of the team members are citizens of the United States.

2243 In order to qualify for the level of competition, the applicant must have passed the necessary skating tests before the closing date for entries established in rule 2401. The applicant may apply for credit to be issued for tests taken under another federation by submitting the "Foreign Test Credit Form" (available on the Members Only site) at least 30 days before the closing date for entries as provided in rule 2401.

2244 Any misrepresentation or omission of a material fact on the application, the entry form or on any documents provided will subject the applicant to discipline as specified in the U.S. Figure Skating rulebook. For purposes of this rule, a material fact is a fact which, if it were properly disclosed, would result in an application being denied and an entry rejected.

2245 All non-U.S. citizens who have at any time skated in a U.S. Figure Skating qualifying competition and subsequently represented a foreign federation at any level of skating competition will not be eligible to compete in a U.S. Figure Skating qualifying competition unless they reapply for permission to compete as provided for under the provisions of this rule section 2240.
A. A skater may not compete in U.S. Figure Skating qualifying competitions and the qualifying competitions of another federation or represent another federation in an ISU event in the same competition season. If a skater enters a qualifying competition or ISU event for another federation while registered for a U.S. Figure Skating qualifying competition, the skater will be considered withdrawn from the U.S. Figure Skating qualifying competition. If the skater has already completed the qualifying season for U.S. Figure Skating, the skater's results will be forfeited.

2246 For singles, pairs and ice dance events, non-U.S. citizens who have competed internationally for another country must compete in the U.S. at the same level, unless they request and receive permission to begin competing one level lower than the level at which they competed for the other country. Applications should be sent as follows:

A. For singles events: to the chairs of the Competitions and Singles Development and Technical Committees.
B. For pairs events: to the chairs of the Competitions and Pairs Development and Technical Committees.
C. For ice dance events: to the chairs of the Competitions and Dance Development and Technical Committees.

2300 Qualifying Competitions – Exhibitions

Competitors entered in a sanctioned competition may skate exhibitions during that competition if asked to do so by the host club.

2400 Qualifying Competitions – Entries

2401 Entry for singles, pairs, ice dance and synchronized skating for qualifying competitions must be submitted to U.S. Figure Skating headquarters by the closing date for entries using the online registration method. Policies and procedures will be documented in the appropriate announcement / athlete handbook.

Competition	Deadline (Closing Date for Entries)
National Qualifying Series	See National Qualifying Series Athlete Handbook
Qualifying Synchronized Skating Sectional Championships	Oct. 1
Adult Sectional Championships	Feb. 1
U.S. Adult Figure Skating Championships	Feb. 1

Note: Deadline for meeting test requirements is at the "closing date for entries".

A. The online registration is accessed using the Members Only site. No Sunday or legal holiday "following business day" practice will be applied.
B. All skaters/teams entries must include the appropriate entry fee and an administrative fee. Once entries have closed, entry fees are only refundable if the competition is not held. Administrative fees are not refundable.
    1. The entry fees for the National Qualifying Series, all sectional singles finals, the U.S. Pairs Final, the U.S. Ice Dance Final, the U.S. Development Team Championships, synchronized sectional championships, adult sectional championships, and the U.S. Adult Figure Skating Championships are determined by the chair of the Competitions Committee, in consultation with the sectional vice chairs, and approved by the Board of Directors. No entry fee will be charged for the U.S. Figure Skating Championships or the U.S. Synchronized Skating Championships.
        a. The entry fees for the National Qualifying Series will be a fee to enter the series as a whole. Entry fees for individual competitions will be set by and paid directly to host competitions.
    2. Entries in qualifying competitions will not be accepted from entrants who have obligations that are unpaid from prior qualifying competitions.
    3. If an adult competitor enters a nonqualifying event at the U.S. Adult Figure Skating Championships and qualifies through the adult sectional championships to skate in the corresponding championship event, they will have the option to withdraw from the nonqualifying event and receive a refund. In the case of qualifying in a championship partnered dance event or championship solo dance event, competitors may withdraw from either the respective partnered or solo pattern dance or free dance, but not both. Such withdrawal must occur within seven days of qualification at the adult sectional championship, or within seven days of being notified of qualification due to alternate status and withdrawal of a previously qualified skater.
C. If competing in an IJS event, each skater, pair, couple or team will submit a planned program content sheet (PPCS) for each segment of their competitive event indicating the elements planned for the program, listed in the order to be skated.
D. All withdrawals must be submitted in writing to U.S. Figure Skating headquarters. Once entered, all withdrawals are considered final, and a skater/team may not reenter the qualifying competition system for the season even if it is before the closing date for entries.
    1. If a new pair or ice dance team is formed by either member of a withdrawn team before the closing date for entries, then this new team may enter.
    2. Collegiate and open collegiate synchronized skating teams will be permitted to withdraw their qualifying competition entry without penalty until Dec. 1. Entry fees will be refunded. All other providions of rule 2401 apply.
E. The National Qualifying Series Athlete Handbook will document the official rules and procedures for athletes. This document will be submitted to the Board of Directors for their approval annually, no later than March 1. It will be published annually on usfigureskating.org, no later than April 15, in conjunction with the official list of National Qualifying Series events.

2402 Postponement of the competition will extend the time of closing entries to a date to be fixed by the local organizing committee, and notice thereof will be given to all entrants. Entries already made may be withdrawn before the postponed date of closing entries.

2403 Competitors who are members of clubs must be in good standing in order to participate in a qualifying competition. Electronic notification of entry will be sent to the appropriate club officials. It is the responsibility of each member club to verify the eligibility of each entrant and to inform headquarters if any competitor does not qualify.

2404 Individual members must certify that they are eligible persons, qualified for said events when they enter the qualifying competition.

2405 Competitors:

A. May enter different kinds of events (i.e. singles, pairs or ice dance) in different levels (i.e. senior, junior) but may not enter the same kind of event in different levels in the same competition. For example, a skater may enter junior pairs and senior free skate, but they may not enter both junior and senior pairs.

B. May enter, if an adult competitor:

1. Only one championship event per discipline regardless of eligibility by test requirements; and
2. A maximum of four events at the U.S. Adult Figure Skating Championships.
   a. If entering more than one event, each event entered must be in a different kind of event (i.e. free skate, pairs, partnered pattern dance, partnered free dance, solo pattern dance, solo free dance, emotional performance, lyrical pop/character/comedy). Rule 2405 (A) applies. Exceptions are that a competitor who qualifies for a championship free skate or pairs event through the adult sectional championships may also enter the corresponding kind of nonqualifying event; competitors who qualify for championship adult dance may enter one nonqualifying partnered pattern dance event and one nonqualifying partnered free dance event; and competitors who qualify for a championship adult solo dance event may enter one nonqualifying solo pattern dance event and one nonqualifying solo free dance event.
   b. However, if qualifying for a championship event puts the competitor over the four-event limit, the competitor will have to withdraw from one event of the competitor's choosing. The subsequent event entry fee for that one event, and only that one event, will be refunded. Administrative fees are not refundable.

C. May not enter a championship event at an adult-track qualifying competition (adult sectionals/U.S. Adult Figure Skating Championships) and a qualifying event at a standard-track qualifying competition (National Qualifying Series/sectional final/U.S. final/U.S. Championships) in the same kind of event (i.e. free skate, ice dance) in the same competition season. For example, a skater may not enter novice men's free skate at a standard-track qualifying competition and championship masters intermediate-novice men's free skate at an adult-track qualifying competition in the same season. However, a skater may enter novice men's free skate at a standard-track qualifying competition and masters intermediate-novice men's free skate (not a championship event) or championship masters pairs (different category) at an adult-track qualifying competition in the same season.

D. Must state whether or not they will skate in their event(s) if there are 12 or fewer entries nationwide for adult events; or two or fewer entries in their section for synchronized skating events. The statement is binding.

2410 Determining a Skater's/Team's Competitive Region

2411 For the purpose of competing in qualifying competitions as defined in rule 1022, a skater's/team's competitive region and section are determined as follows:

A. For singles events, the region and section are determined by:

1. The location of the skater's home club; or
2. If an individual member residing in the United States, the location of the skater's legal residence; or
3. If an individual member residing outside the United States, the location of the region whose boundary is nearest to the city of the skater's legal residence

B. For pairs and ice dance, either team member's competitive region and section, as defined in paragraph (A) of this rule 2411, may be chosen.

2412 Skaters Competing in Multiple Events in Finals and Adult Sectional Championships

A. If a skater qualifies to compete in a sectional singles final and the U.S. Pairs Final or U.S. Ice Dance Final, said skater may compete in the sectional singles final where the concurrent partnered event is being held.

B. If a skater is entering a singles event at an adult sectional championship in addition to a pairs/dance event at an adult sectional championship, said skater will enter an adult sectional championships according to rule 2411, but may compete in a qualifying singles event at the adult sectional championship where their partnered event is being held.

2413 Legal Residence

Under Colorado law, legal residence is defined as the principal or primary home or place of abode of a person. A principal or primary home or place of abode is that home or place in which a person's habitation is fixed and to which that person, whenever absent, has the present intention of returning after a departure or absence, regardless of the duration of the absence. A residence is a permanent building or part of a building and may include a house, condo, apartment, room in a house or mobile home. The legal residence of a minor under Colorado law is the principal or primary home or place of abode of the parent or legal guardian of the minor. The following circumstances may be taken into consideration in determining the principal or primary place of abode of a person:

A. Current driver's license
B. Employment and business pursuits
C. Residence for income or other tax purposes
D. Motor vehicle registration

E. Ownership of personal and real property
F. Other public records evidencing place of abode

2420 Test Qualifications – Qualifying Competitions

2421 For the National Qualifying Series, athletes may "skate up" and enter a higher level than their current test level; however, in order to advance to their respective sectional singles final, U.S. Pairs Final, or U.S. Ice Dance Final, athletes must have passed the appropriate test per rule 2422, by Nov. 1.

2422 Test qualifications as of the closing date for entries for qualifying competitions (see rule 1022) will determine eligibility for all succeeding qualifying competitions (sectional, final, U.S. championships) during the same skating year.

2423 Competitors in adult-track qualifying competitions who pass a singles test, a pair test or an ice dance test after the closing date for entries, at a level higher than the tests specified for entry in that level's test requirements, will be disqualified from that season's qualifying competitions.

2430 Previous Winners – Qualifying Competitions

2431 Previous Winners at the U.S. Figure Skating Championships

A. Winners of junior singles events at the U.S. Figure Skating Championships may compete at the same level the following season; however, if they choose to do so, they will receive a bye to the sectional singles final. They may compete in the National Qualifying Series, but their regional or sectional ranking will not be considered in advancement. Prior year (singles) winners moving up one or more levels must begin competing in the National Qualifying Series.
B. Winners of junior pairs or ice dance events at the U.S. Figure Skating Championships may compete at the same level the following season; however if they choose to do so, they will receive a bye to their U.S. final. They may compete in the National Qualifying Series, but their sectional or national ranking will not be considered in advancement.
C. Either partner of a pair or ice dance team may re-enter the same level with a different partner, if otherwise eligible, but would begin competing in the National Qualifying Series.

2432 Previous Winners at a Sectional Singles Final, U.S. Pairs Final or U.S. Ice Dance Final

A. Winners of senior singles events at a sectional singles final may bypass the National Qualifying Series and begin competing at their sectional singles final. They may compete in the National Qualifying Series, but their regional or sectional ranking will not be considered in advancement.
B. Winners of preliminary, pre-juvenile, juvenile, intermediate, novice, or junior singles events at a sectional singles final must compete in the National Qualifying Series to qualify again for the sectional singles final, unless otherwise qualified under rule 2471.
C. Winners of juvenile, intermediate, novice, or junior pairs or ice dance events at a U.S. Pairs Final or U.S. Ice Dance Final must compete in the National Qualifying Series to qualify again for the U.S. Pairs Final or U.S. Ice Dance Final, unless otherwise qualified under rule 2471.

2433 Previous Winners of the National Qualifying Series

A. Winners of preliminary, pre-juvenile, juvenile, intermediate, novice, junior, or senior singles events at the National Qualifying Series must compete at the National Qualifying Series again to qualify for the sectional singles final, unless otherwise qualified under rule 2471.
B. Winners of juvenile, intermediate, novice, junior, or senior pairs or ice dance events at the National Qualifying Series must compete at the National Qualifying Series again to qualify for the U.S. Pairs Final or U.S. Ice Dance Final, unless otherwise qualified under rule 2471.

2440 Qualifying Competitions – Number of Competitors

2441 For adult-track and standard-track qualifying competitions, except National Qualifying Series events (see rule 1022), an event will be held if at least one eligible competitor/team enters.

A. The number of competitors entered in an event is determined at the closing date for entries as defined in rule section 2401. The event will be held regardless of any subsequent withdrawals, as long as at least one competitor/team wants to skate. Refer to rule 2405 (D).
B. This will not affect the eligibility of the competitors to advance to the next higher competition.
C. For National Qualifying Series Events, rule 3055 applies.

2450 Reports from U.S. Figure Skating headquarters

2451 As soon as possible after the closing date for entries, U.S. Figure Skating headquarters staff will provide acces to complete competitor information to the chief referee, the chief scoring official and the local organizing committee.

2452 The complete final results of all qualifying competitions and ISU competitions involving the United States Team will be promptly posted online and published in SKATING magazine.

2460 Event Parameters – National Qualifying Series (singles):

A. When there are 18 or fewer entries in any event at a National Qualifying Series competition, skaters will compete as one group.
B. When there are more than 18 entries, competitors will be divided into groups.
   1. Each group will be composed of programs as follows:
      a. Preliminary, pre-juvenile, and juvenile singles: free skate only.
      b. Intermediate, novice, junior, and senior singles: short program and free skate.

2. The chief referee, with the approval of the chair of the Competitions Committee, has the authority to adjust group sizes to meet the logistical needs of any event(s) at a National Qualifying Series competition. Any modifications will be balanced in such a way as to ensure fairness to all skaters in the event.

C. For the National Qualifying Series, competitors will not advance to a championship round from their groups. The total score achieved from their group will be their final score for the event.

2470 Qualifying for a Sectional Singles Final, U.S. Pairs Final and U.S. Ice Dance Final

To qualify for a sectional singles final, U.S. Pairs Final or U.S. Ice Dance Final, all competitors must be entered to compete in the National Qualifying Series and post a score in at least one competition of their choice, unless they have qualified for a bye under rules 2472, 2474 or 2476.

2471 Eighteen preliminary, pre-juvenile, juvenile, intermediate, novice, junior, and senior singles competitors will qualify for the sectional singles final, through the National Qualifying Series, in each event, in the following order:

A. The top four ranked athletes in each region in the National Qualifying Series;

B. The next six ranked athletes in their section in the National Qualifying Series;

C. If there are fewer than four competitors in any region, additional competitors will qualify, based on the rank in their section until 18 competitors per section are reached.

D. Alternates will be the next best ranked competitors in their section in the National Qualifying Series.

1. Alternates may be selected up to 72 hours before the initial draw for the affected skater's first competitive event event.

2472 Additional competitors may qualify for the sectional singles final by:

A. Being a member of the U.S. Figure skating Team, defined in rule ICR 3.05, who has been assigned to an international competition at the junior or senior level and competes in that event.

B. Having won the U.S. Figure Skating Championships at the junior level, in the previous season, if competing at the junior level in the current season.

C. Having won the sectional singles final at the senior level in the previous season.

D. Competitors qualifying under this rule 2472 may compete in the National Qualifying Series and do not lose their bye to the sectional singles final regardless of regional or sectional ranking, nor displace a competitor that qualified under rule 2471.

2473 Eighteen juvenile, intermediate, novice, junior, and senior pairs competitors will qualify, through the National Qualifying Series, for the U.S. Pairs Final, in each event, in the following order:

A. The top four ranked teams in each section in the National Qualifying Series;

B. The next six ranked teams nationwide in the National Qualifying Series;

C. If there are fewer than four teams in any section, additional teams will qualify based on their rank in the nation until 18 teams are reached.

D. Alternates will be the next best ranked teams in the nation in the National Qualifying Series.

1. Alternates may be selected up to 72 hours before the initial draw for the affected team's first competitive event.

2474 Additional competitors may qualify for the U.S. Pairs Final by:

A. Being a member of the U.S. Figure skating Team, defined in rule ICR 3.05, who has been assigned to an international competition at the junior or senior level and competes in that event.

B. Having won the U.S. Figure Skating Championships at the junior level in the previous season, if competing at the junior level this season.

C. Having won the U.S. Pairs Final at the senior level in the previous season.

D. Competitors qualifying under this rule 2474 may compete in the National Qualifying Series and do not lose their bye to the U.S. Pairs Final regardless of sectional or national ranking, nor displace a team that qualified under rule 2473.

2475 Eighteen juvenile, intermediate, novice, junior, and senior ice dance couples will qualify, through the National Qualifying Series, for the U.S. Ice Dance Final in each event in the following order:

A. The top four ranked couples in each section in the National Qualifying Series;

B. The next six ranked couples nationwide in the National Qualifying Series;

C. If there are fewer than four couples in any section, additional couples will qualify based on their rank in the nation until 18 couples are reached.

D. Alternates will be the next best ranked competitors in the nation in the National Qualifying Series.

1. Alternates may be selected up to 72 hours before the initial draw for the affected couple's first competitive event.

2476 Additional competitors may qualify for the U.S. Ice Dance Final by:

A. Being a member of the U.S. Figure skating Team, defined in rule ICR 3.05, who has been assigned to an international competition at the junior or senior level and competes in that event.

B. Having won the U.S. Figure Skating Championships at the junior level in the previous season, if competing at the junior level this season.

C. Having won the U.S. Ice Dance Final at the senior level in the previous season.

D. Competitors qualifying under this rule 2476 may compete in the National Qualifying Series and do not lose their bye to the U.S. Ice Dance Final regardless of sectional or national ranking, nor displace a team that qualified under rule 2475.

2477 Minimum Total Element Score

A. Competitors who qualify for the senior events at the sectional singles finals through rule 2471(A-C) or as alternates in rule 2471 (D), must also have met a minimum total element score (TES) at any National Qualifying Series event or any ISU competition in the same season.

B. If a competitor within the top 18 does not meet the minimum TES, their spot shall be filled by the next highest-ranked competitor in the section who has met the TES. This process shall continue until the field is filled or no further eligible athletes remain.

C. The minimum TES will be determined annually. It will be recommended by the Singles Development and Technical Committee and must be approved by the Board of Directors by July 1. Once approved, the minimum TES will be published on usfigureskating.org in a Technical Notification.

2480 Qualifying for the National High Performance Development Team and Camp

2481 The National High Performance Development Team and Camp is a program held by the U.S. Figure Skating Athlete High Performance Department. The National High Performance Development Camp will provide participating athletes with training tools to prepare them for Team USA, in addition to potential assignment to ISU competitions, seminars and U.S. Figure Skating high performance events and programs.

A. The High Performance Department will publish an athlete handbook, describing the curriculum and advancement potential to qualifying competitors at sectional singles finals, the U.S. Pairs Final and the U.S. Ice Dance Final.

B. The dates and location(s) of the National High Performance Camp opportunities will be distributed as soon as possible upon qualification.

C. The High Performance Department will consult with the Singles, Pairs, and Ice Dance Development and Technical Committees on objective criteria for selection.

2490 Qualifying for the U.S. Development Team Championships

2491 Singles competitors qualify for the U.S. Development Team Championships for the juvenile, intermediate, and novice events by placing in the top four at their respective sectional singles final.

2492 Pairs teams qualify for the U.S. Development Team Championships for the juvenile, intermediate, and novice events by placing in the top eight at the U.S. Pairs Final.

2493 Ice dance couples qualify for the U.S. Development Team Championships for the juvenile, intermediate, and novice events by placing in the top 10 at the U.S. Ice Dance Final.

2495 Alternates to the U.S. Development Team Championships

Alternates may be selected up to 72 hours before the initial draw for the affected skater's/team's/couple's first competitive event.

A. Singles skaters placing fifth and sixth in their sectional singles final will be designated as first and second alternate for their section to the U.S. Development Team Championships.

B. Pairs teams placing ninth and 10th at the U.S. Pairs Final will be designated as first and second alternate to the U.S. Development Team Championships.

C. Ice dance couples placing 11th and 12th at the U.S. Ice Dance Final will be designated as first and second alternate to the U.S. Development Team Championships.

2500 Qualifying for the U.S. Figure Skating Championships

2501 Singles competitors qualify for the U.S. Figure Skating Championships:

A. For the junior events by:

1. Placing in the top four in junior at their respective sectional singles final;
2. Earning a bye:
   a. For qualifying to compete in the same event at the Junior Grand Prix of Figure Skating Final (not including alternates);
   b. As a member of the United States Figure Skating Team who meets the approved criteria per rule 2511.

   Competitors qualifying under this subparagraph (2) have the choice to compete at their sectional singles final but do not lose their bye to the U.S. Figure Skating Championships, regardless of placement, nor displace a skater who would have placed in the top four at the sectional singles final if said skater had not competed. At such final the top four places plus the competitor(s) who receive a bye will advance to the U.S. Figure Skating Championships.

B. For the senior events: A maximum of 18 singles skaters qualify in the following order:

1. Athletes who placed in the top five in the same event at last year's U.S. Figure Skating Championships.
2. Athletes who were selected to the U.S. Figure Skating World Team (not including alternates) in the same event for the most recent World Figure Skating Championships.
3. Athletes who won a medal in the same event at any Olympic Winter Games (not including the team event).
4. Athletes earning a bye for qualifying to compete in the same event at the Junior Grand Prix of Figure Skating Final or Grand Prix of Figure Skating Final (not including alternates; or as a member of the United States Figure Skating Team who meets the approved criteria per rule 2511.
5. Top two athletes in their respective sectional singles final, that do not also qualify under rule 2501 (B), subparagraphs 1-4.
6. Next best scores nationwide, from all three sectional singles finals.

2502 Pairs teams qualify for the U.S. Figure Skating Championships:

A. For the junior events: A maximum of 12 pairs teams qualify in the the following order:

1. Teams earning a bye:
   a. For qualifying to compete in the same event at the Junior Grand Prix of Figure Skating Final (not including alternates);
   b. As a member of the United States Figure Skating Team who meets the approved criteria per rule 2511.

   Teams qualifying under this subparagraph (2) have the choice to compete at the U.S. Pairs Final but do not lose their bye to the U.S. Figure Skating Championships, regardless of placement.
2. Next best placements at the U.S. Pairs Final, up to 12, that do not also qualify under rule 2502 (A)(1).

B. For the senior events: A maximum of 12 pairs teams qualify in the following order:

1. Teams who placed in the top five in the same event at last year's U.S. Figure Skating Championships.
2. Teams who were selected to the U.S. Figure Skating World Team (not including alternates) in the same event for the most recent World Figure Skating Championships.
3. Teams who won a medal in the same event at any Olympic Winter Games (not including the team event).
4. Teams earning a bye for qualifying to compete in the same event at the Junior Grand Prix of Figure Skating Final or Grand Prix of Figure Skating Final (not including alternates; or as a member of the United States Figure Skating Team who meets the approved criteria per rule 2511.
5. Next best placements at the U.S. Pairs Final, up to 12, that do not also qualify under rule 2502 (B), subparagraphs 1-4.

2503 Ice dance couples qualify for the U.S. Figure Skating Championships:

A. For the junior events: A maximum of 15 ice dance couples qualify in the following order:

1. Couples earning a bye:
   a. For qualifying to compete in the same event at the Junior Grand Prix of Figure Skating Final (not including alternates);
   b. As a member of the United States Figure Skating Team who meets the approved criteria per rule 2511.

   Couples qualifying under this subparagraph (2) have the choice to compete at the U.S. Ice Dance Final but do not lose their bye to the U.S. Figure Skating Championships, regardless of placement.
2. Next best placements at the U.S. Ice Dance Final, up to 15, that do not also qualify under rule 2502 (A)(1).

B. For the senior events: A maximum of 15 ice dance couples qualify in the following order:

1. Couples who placed in the top five in the same event at last year's U.S. Figure Skating Championships.
2. Couples who were selected to the U.S. Figure Skating World Team (not including alternates) in the same event for the most recent World Figure Skating Championships.
3. Couples who won a medal in the same event at any Olympic Winter Games (not including the team event).
4. Couples earning a bye for qualifying to compete in the same event at the Junior Grand Prix of Figure Skating Final or Grand Prix of Figure Skating Final (not including alternates; or as a member of the United States Figure Skating Team who meets the approved criteria per rule 2511.
5. Next best placements at the U.S. Ice Dance Final, up to 15, that do not also qualify under rule 2503 (B), subparagraphs 1-4.

2504 **Fill-up Rule:** There will be no fill-ups to the U.S. Figure Skating Championships.

2505 **Minimum Total Element Score**

A. Competitors who qualify for the senior events at the U.S. Figure Skating Championships through rule 2501 (B)(5 or 6), rule 2502 (B)(5) or rule 2503 (B)(5) or as alternates in rule 2521 (A), must also have met a minimum total element score (TES) at one of the following competitions in the same season: Any National Qualifying Series event, a sectional singles final, the U.S. Pairs Final, the U.S. Ice Dance Final, or any ISU competition.

B. The minimum TES will be determined annually. It is recommended by the appropriate discipline committee and must be approved by the Board of Directors by Sept. 1. Once approved, the minimum TES for each discipline will be published on usfigureskating.org in a Technical Notification.

2510 **Byes to the U.S. Figure Skating Championships**

2511 Prior to June 1 each season, the chair of the Competitions Committee, the chair of the International Committee, and U.S. Figure Skating's athlete representative to the USOPC Team USA Athletes' Commission will present the bye criteria to the Athletes Advisory Committee and, subsequently, the Board of Directors for approval. The complete approved criteria will be posted on usfigureskating.org.

A. Any member of the United States Figure Skating Team as defined in rule ICR 2.05 who meets the approved criteria will earn a bye.

2512 Skaters qualifying per rules 2501 (B)(1-4), 2502 (B)(1-4), or 2503 (B)(1-4) must submit a signed Statement of Intent to compete in the U.S. Figure Skating Championships at least 60 days prior to the first day of the competition as stated in the competition announcement. The form will be provided by U.S. Figure Skating headquarters to all qualified skaters. Those who do not meet this requirement will be considered withdrawn.

2513 No medical byes will be granted to the U.S. Figure Skating Championships.

2520 Alternates

2521 For the U.S. Figure Skating Championships, alternates are designated as follows:

A. For senior events:
   1. Singles skaters who have met the minimum TES, in the order of their scores, nationwide, from their respective sectional singles final. In the case of a tie, it will be broken by the free skate score.
   2. Pairs teams and dance couples who have met the minimum TES, in the order of their scores at the U.S. Pairs and U.S. Ice Dance Final.

B. For junior events:
   1. Singles skaters placing fifth and sixth in junior in their sectional singles final will be designated as first and second alternate for their section to the U.S. Figure Skating Championships.
   2. Pairs teams placing 13th and 14th at the U.S. Pairs Final will be designated as first and second alternate to the U.S. Figure Skating Championships.
   3. Ice dance couples placing 16th and 17th at the U.S. Ice Dance Final will be designated as first and second alternate to the U.S. Figure Skating Championships.

2522 Alternates should continue to train and be prepared should they become eligible to compete.

2523 Alternates may be selected up to 72 hours before the first day of competition for the event.

2524 Notice to alternates or, if they cannot be reached, to their coach or club president must be by email or phone call, followed by an email response. Response is required within 24 hours of receipt of the notice, or the next alternate will be contacted.

2530 Titles

2531 Titles – Singles, Pairs and Ice Dance

The winners of the championships of the United States will be known as:

A. "Men's champion of the United States"
B. "Women's champion of the United States"
C. "Pairs champions of the United States"
D. "Dance champions of the United States"

2540 U.S. Adult Figure Skating Championships and Adult Sectional Championships

2541 See rule section 2400 for information on entering adult qualifying competitions.

2542 For the U.S. Adult Figure Skating Championships and adult sectional championships each competitor will have achieved the appropriate test qualifications and must be at least 21 years of age, or must meet the age requirement of the event that they are entering, by the closing date for entries. (See rule 2422.)

2543 Adult competitors who pass a singles test, a pair test or a dance test after the closing date for entries, at a level higher than the tests allowed for the event entered by the competitor, will forfeit their eligibility to enter.

2544 Competitors qualify for the U.S. Adult Figure Skating Championships by placing in the top four in their respective qualifying event at an adult sectional championship.

2545 **Four/12 or Fewer:** Competitors in a qualifying event at an adult sectional championship may progress directly to the U.S. Adult Figure Skating Championships if, at the closing date for entries, there are four or fewer competitors in their event within their section or 12 or fewer competitors in their event in all sections combined.

A. **Fill-Up Rule:** If, at the closing date for entries, there are four or fewer competitors registered for a qualifying event at an adult sectional championship, additional competitors from the same qualifying event in other sections will be permitted to enter the U.S. Adult Figure Skating Championships in order to bring the number of competitors up to a maximum of 12 (or more, if ties make it necessary). These additional competitors will be selected in the order of their placement. Should this result in two or more competitors qualifying for one additional place, all will be included even if this causes the total number of competitors in the event to exceed 12.

2546 Alternates for the qualifying events at the U.S. Adult Figure Skating Championships will be the next two best placed competitors from each section at the adult sectional championships.

A. Alternates may be selected up to 24 hours before the start of the affected skater's/team's first competitive event. All alternates will be provided with an application to file with the next competition. The skaters should continue to train and be prepared should they become eligible to compete.
B. Notice to alternates or, if they cannot be reached, to their coach or club president must be by email or phone call, followed by an email response. Response is required within 12 hours of receipt of the notice, or the next alternate will be contacted.
C. If any alternate declines advancement, additional alternates from that section will be contacted in order of placement at the adult sectional championships.

2550 Qualifying Rounds – Adult Championships

2551 Qualifying rounds may be held at adult competitions with the exception of adult solo dance and artistic/showcase type events, which will have no qualifying rounds. If there are more than 36 entries in any event, skaters will be divided into groups in accordance with the applicable table below. **Note:** The actual number of skaters in the championship round (CR) may increase if there are ties.

Qualifying Round (QR)				Championship Round (CR)
Entries	Number of Groups	Number Advancing/ Group	Additional Number Advancing by Score	Total Number Advancing
37-60	2	4	4	12
61-90	3	4	4	16
91-120	4	4	4	20
121-150	5	4	4	24
151-180	6	4	4	28

A. The chief referee, with the approval of the chair of the Competitions Committee, has the authority to adjust group sizes to meet the logistical needs of any event(s) at an adult sectional championship. Any modifications will be balanced in such a way as to ensure fairness to skaters in the event.

2552 There will be age classes for all nonqualifying free skate and solo dance events. In addition, at the U.S. Adult Championships only, emotional performance and lyrical pop/character/comedy events will have age classes. Showcase events at adult sectional championships, pairs events, championship events, and partnered dance events will not have age classes.

A. The age classes are as follows
   1. Age classes for free skate, emotional performance and lyrical pop/character/comedy events:
      Class I: 21 years through 30 years
      Class II: 31 years through 40 years
      Class III: 41 years through 50 years
      Class IV: 51 years through 60 years
      Class V: 61 years through 70 years
      Class VI: 71 years and older
   2. Age classes for solo pattern dance and solo free dance events:
      Class I/II: 21 years through 40 years
      Class III/IV: 41 years through 60 years
      Class V/VI: 61 years and older

B. Proof of age is required.

C. At the chief referee's discretion, age class events with fewer than six entries will be combined, after consultation with the national vice chair of the Adult Competitions Subcommittee and the chair of the Competitions Committee.

D. For an event with one skater, the LOC with direction from the chief referee will contact the skater with the option to compete in the next lower age class.

2600 Reserved

2700 Warm-Ups, Draws and Starting Orders

2701 The following definitions pertain to all U.S. Figure Skating qualifying competitions for singles/pairs/ice dance:

A. Event segment: each part of the event – e.g. short program, free skate, pattern dance, rhythm dance, free dance.

B. Practice group: These groups are pre-defined by the chief referee and determine the official practice sessions to which each skater is assigned. The practice groups do not change based on the draw.

C. Warm-up group: These are defined by the draw (the starting order for each event segment). This will change for each event segment (e.g. short program vs. free skate).

D. Official practice ice: These sessions are offered at the discretion of the local organizing committee (LOC) and chief referee and, if offered, are at least one day before the event segment. Competition music will be played in its entirety for each skater.

E. Official event day warm-up ice: These are sessions provided, at the discretion of the LOC and chief referee, on the day of an event segment. These sessions are typically 15 to 20 minutes in length, and no competition music will be played. This is NOT the 3-6 minute competition warm-up time that is directly before each event segment (see rule 2711).

F. Unofficial practice ice: this is not scheduled by the chief referee, nor is it the responsibility of U.S. Figure Skating. A skater or team may practice on unofficial ice at any rink at any time except between the conclusion of their group's warm up and their call to start.

2710 Warm-Up Times and Group Sizes – Singles, Pairs and Ice Dance

2711 Before the start of any part of any event, the referee will allow a period of warm-up in groups when required as follows (see rule 2713):

		Singles Warm-Up Times		Pairs Warm-Up Times		Ice Dance Warm-Up Times		
		SP	FS	SP	FS	PD	RD	FD
Standard Group Max		6	6	4	4	6	5	5
Event	Preliminary		4 min					
	Pre-juvenile		4 min					
	Juvenile		5 min		6 min	3 min		3 min
	Intermediate	5 min	6 min		6 min	3 min		3 min
	Novice	6 min	6 min	6 min	6 min	3 min		3 min
	Junior	6 min	6 min	6 min	6 min		5 min	5 min
	Senior	6 min	6 min	6 min	6 min		5 min	5 min
Adult Group Max			6		4	5		5
Event	Adult/Masters		6 min		6 min	4 min		5 min

A. For pattern dances that are not designated as skaters' choice dances, the warm-up will be one minute without music, with music played for the remainder of the warm-up. The referee may choose any number of musical selections, except that at least two selections must be chosen when there are more than five couples. When more than one musical selection is to be played for a pattern dance, all selections will be played in numerical order, starting with selection No. 1. The music selected for the warm-up may not be used for competition.

B. For pattern dances that are designated as "skaters' choice" dances, the warm-up will be without music.

C. For rhythm dance and free dance events, soft background music is permitted.

2712 A warm-up period must immediately precede a competitive skating group.

A. For singles, pairs and ice dance, a skater or team may practice on unofficial ice at any rink at any time except between the conclusion of their group's warm up and their call to start. (See rule 2701 (F).) A skater/team who violates this rule will be disqualified from the competition.

B. In case of interruption in the competition of more than 10 minutes, due to unforeseen circumstances, the skaters concerned will be permitted a second warm-up period as specified in rule 2711 for the discipline, segment and level.

2713 At qualifying competitions, the chart in rule 2714 will be used for determining the size of the warm-up groups.

A. This chart does not apply to official practice ice.

B. The chief referee may extend the maximum number on the warm-up by one skater/couple if needed.

C. In the event of a withdrawal after the skating order has been posted, warm-up groups will not be adjusted to fill the open position.

2714 Size of Warm-Up Groups – Singles, Pairs and Ice Dance

Number of Competitors	SINGLES Short Program Free Skate	PAIRS Short Program Free Skate	ICE DANCE Pattern Dance	ICE DANCE Rhythm Dance Free Dance
	Maximum of 6	Maximum of 4	Maximum of 6	Maximum of 5
2	2	2	2	2
3	3	3	3	3
4	4	4	4	4
5	5	2+3	5	5
6	6	3+3	6	3+3
7	3+4	3+4	3+4	3+4
8	4+4	4+4	4+4	4+4
9	4+5	3+3+3	4+5	4+5
10	5+5	3+3+4	5+5	5+5
11	5+6	3+4+4	5+6	3+4+4
12	6+6	4+4+4	6+6	4+4+4
13	4+4+5	3+3+3+4	4+4+5	4+4+5
14	4+5+5	3+3+4+4	4+5+5	4+5+5
15	5+5+5	3+4+4+4	5+5+5	5+5+5
16	5+5+6	4+4+4+4	5+5+6	4+4+4+4
17	5+6+6	3+3+3+4+4	5+6+6	4+4+4+5
18	6+6+6	3+3+4+4+4	6+6+6	4+4+5+5
19	4+5+5+5	3+4+4+4+4	4+5+5+5	4+5+5+5
20	5+5+5+5	4+4+4+4+4	5+5+5+5	5+5+5+5
21	5+5+5+6	3+3+3+4+4+4	5+5+5+6	4+4+4+4+5
22	5+5+6+6	3+3+4+4+4+4	5+5+6+6	4+4+4+5+5
23	5+6+6+6	3+4+4+4+4+4	5+6+6+6	4+4+5+5+5
24	6+6+6+6	4+4+4+4+4+4	6+6+6+6	4+5+5+5+5

Note: See rule 2735 (B) for special provisions pertaining to U.S. Figure Skating Championships.

2720 Draws for Initial Starting Orders – Singles, Pairs and Ice Dance

2721 At the U.S. Figure Skating Championships only, the starting order for the junior and championship (senior) women's, men's and pairs short program and junior and championship (senior) rhythm dance events will be established as follows:

A. The competitors who hold an ISU World Standing in their discipline will skate in reverse order of their ISU World Standings, as of the date of the draw, with the highest ranked competitor skating last.

B. Any competitors who don't hold an ISU World Standing in their discipline will skate first in their event. The starting order for these remaining competitors will be by closed, random draw conducted by the chief referee and chief scoring official.

2722 For all standard-track and adult-track qualifying competition events except the championship (senior) and junior women's, men's, pair and ice dance events at the U.S. Figure Skating Championships (see rule 2721), there will be a random draw for starting order in the first segment of each event.

2723 Initial closed draws for short program for singles and pairs, free skate events that do not have a short program, pattern dances or rhythm dance in the initial rounds of ice dance events:

A. May be drawn by the chief referee or chair of the competition, in the presence of at least two judges or other officials, at any convenient time after the closing of entries; or

B. May be drawn by the chief scoring official, in the presence of at least two other officials, by using the random draw feature of an approved U.S. Figure Skating program.

The drawn starting orders for each event must be posted no less than 12 hours before the start of the respective event of the competition.

2730 Draws for Subsequent Starting Orders and Warm-Up Groups – Singles, Pairs and Ice Dance

2731 As soon as possible after the determination and certification of the results of the preceding segment, the officials selected by the chief referee will complete the draw. In most situations, actual draw groups are determined by the maximum number of competitors permitted in a warm-up group. Of course, there are situations where this is not possible:

A. When competitors are tied but are in two separate draw groups, the draw groups are readjusted.

B. When an event has only the maximum or fewer competitors than allowed in a warm-up group.

C. For the championship (senior) and junior singles and pairs free skate and free dance events at the U.S. Figure Skating Championships where there are specific rules that cover the draw for the starting order. Each of these circumstances is covered in detail within rule section 2730.

Note: Draws are tied to the starting order group when the number of competitors in the event does not surpass the maximum permitted for warm-up group size. When the number of competitors in the event requires more than one warm-up group, draws are tied to the warm-up group.

2732 Subsequent starting orders will be drawn:

A. When there are no qualifying-round groups:
   1. As a draw based on the results of the preceding segment(s) of the event. See rule 2734.

B. When there have been qualifying rounds:
   1. As a random draw in a single segment championship round;
   2. As a random draw in the first segment of the championship round;
   3. As a draw based on the results of the previous segment of a multi-segment championship round.

2733 RESERVED

2734 The draw for the starting order of competitors is determined from the results of the preceding segment(s) of the event concerned:

A. Singles and pairs free skate are drawn from the result of the short program;
B. Senior and junior free dance are drawn from the result of the rhythm dance;
C. Novice, intermediate and juvenile free dance are drawn from the result of the pattern dances;
D. Championship adult, adult gold and adult pre-gold and masters open free dance are drawn from the result of the pattern dances;
E. Adult silver, adult pre-silver, adult bronze, adult pre-bronze and centennial dance are drawn from the result of the initial round. The starting order drawn for the first final round dance will remain the same for each subsequent dance of the final round.

2735 How to establish draw groups to determine a starting order:

A. When the number of competitors does not exceed the maximum permitted in a warm-up group:
   1. The competitors will be divided into two equal draw groups.
   2. If the number of competitors is not equally divisible, the last draw group (the best-placed competitors) must contain one more competitor than the first draw group.
   3 Tied competitors must be placed in the same draw group.
   4. When competitors are tied, there will be a separate draw before the main draw to determine the draw order for the tied competitors.
   5. Start the draw with the best-placed competitor in the event. The starting order in each group will be drawn in order of placement.
   6. The warm-up group is independent of these draws (rule 2736 (A)).
   7. Size of Draw Groups with Only One Warm-Up Group:

Number of Competitors	Singles Free Skate	Pairs Free Skate	Ice Dance Free Dance
2	1+1	1+1	1+1
3	1+2	1+2	1+2
4	2+2	2+2	2+2
5	2+3	—	2+3
6	3+3	—	—

B. At the U.S. Figure Skating Championships only, the starting order for all singles and pairs free skate and all free dance events will be a reverse placement skating order from the result of the short program/rhythm dance segment. When competitors have the same total segment score, the tie will be broken as set forth in rule 1072 (D). In the case where the tie can't be broken, there will be a closed draw to determine the skate order of the tied competitors. The closed draw will follow the procedure outlined in rule 2721 (B).
   1. *Women and men:* The last two warm-up groups will consist of not fewer than 10 and not more than 12 competitors, with the exact number to be decided by the chief referee in consultation with the chief executive officer prior to publishing the starting order of the short program.
   2. *Pairs:* The last warm-up group will consist of four couples.
   3. *Ice dance:* The last warm-up group will consist of five couples.

C. For all other events:
   1. For the purpose of establishing draw groups, start with the last-place competitor and work up to the first-place competitor to establish the maximum permitted in a warm-up group. See the table at rule 2714.
   2. If there are more competitors than the maximum permitted, they will be divided into the smallest possible number of equal groups of not more than the maximum.
   3. If the number of competitors is not equally divisible, the last group to skate (the best-placed competitors), and as many preceding groups as necessary, must contain one more competitor than the first group to skate (the lowest-placed competitors).
   4. Tied competitors must be in the same draw group:
      a. Starting with the lowest placed competitor, tied competitors in different draw groups will be placed together in the same draw group. The draw group from which the competitor(s) was (were) removed is reduced accordingly.
      b. When one or more tied competitors are included in the same draw group, the maximum number permitted to warm-up at the same time may be exceeded by one competitor.

c. If these tied competitors increase the maximum group size permitted by two or more, the draw group in question will be divided into two subgroups. One subgroup will consist of these tied competitors. The other subgroup will consist of the remaining competitors from the group.
d. The movement of tied competitors in the event does not affect the other competitors. Their assigned draw group does not change.
e. When competitors are tied, there will be a separate draw before the main draw to determine the draw order for the tied competitors.

5. Start the draw with the best-placed competitor in the event. The starting order in each group will be drawn in order of placement.

2736 Warm-up groups:

A. If the maximum number of competitors allowed in a warm-up group is not exceeded, the competitors will skate in the same warm-up group.
B. Junior and senior rhythm dance: starting with the competitor who drew last to skate, use the table in rule 2714 to establish the maximum permitted in a warm-up group.
C. For all other events, including championship final segment events at U.S. Figure Skating Championships, the draw groups as established are the warm-up groups.

2737 Promptly following these draws, the starting orders will be posted.

2800 U.S. Synchronized and Synchronized Sectional Championships

2810 Synchronized Skating Qualifying Competitions – Entries

2811 All entries must be made using the online registration system designated by U.S. Figure Skating on or before the date specified for the closing date for entries. Teams not entered by the closing date for entries will not be permitted to compete. The provisions of rule 2401 will apply.

2812 Teams entered in synchronized sectional championships are not required to state whether or not they will participate in the U.S. Synchronized Skating Championships until after the sectional championship is completed.

2813 The section is determined by:

A. The section of the team's home club or college (for collegiate and open collegiate teams), or
B. If an individual member team, the section in which the principal training center is located (where the team does the majority of its training), or
C. If a regional collegiate team, the section in which the majority of the colleges represented are located.

2814 Clubs are permitted to enter more than one team in the same level.

2815 Qualifying Competitions – Number of Competitors

2816 A competition event will be held if at least two teams appear at the start, or in the case only one team is registered for an event and wishes to skate.

2817 For sectional championships, the number of teams entered in an event is determined at the closing date for entries as defined in rule section 2401.

2818 For synchronized sectional championships, if at least one team wishes to skate in an event with two or fewer competitors, the event will be held. This will not affect the eligibility of the team(s) to advance to the U.S. Synchronized Skating Championships.

2820 Rosters, Substitutes, Alternates and Crossover Skaters

2821 A competition roster must be submitted by all teams participating in the synchronized skating sectional championships. This roster becomes the official competition roster for both the synchronized skating sectional championships and the U.S. Synchronized Skating Championships. The competition roster must include all team members, including alternates. All skaters on the competition roster must meet all eligibility requirements (rules 2401 and 2820) and requirements of the team's level (9400) prior to being added to the competition roster.

A. A competition roster meeting the minimum requirements for the team's registered event must be submitted with the entry form by the registration deadline (Rule 2401).
B. Any changes, including additions, substitutions, or removals, can be made to the competition roster until Dec. 1. The total number of skaters on the competition roster after the Dec. 1 deadline becomes the maximum number of skaters permitted on the team's roster for the synchronized skating sectional championships and the U.S. Synchronized Skating Championships.
C. Within the timelines outlined below, substitutions to the competition roster may be submitted on the official form subject to approval by U.S. Figure Skating Headquarters. Any skater being substituted onto the competition roster must meet all requirements for participation by the required deadlines, no exceptions.
    1. From Dec. 2 until two weeks prior to the start date of the first synchronized skating sectional championships.
    2. From the conclusion of the synchronized skating sectional championships until two weeks prior to the start of the U.S. Synchronized Skating Championships.

D. Within the two weeks prior to the start date of the synchronized skating sectional championships or the U.S. Synchronized Skating Championships, a team may petition to the chair of the Synchronized Skating Competitions Subcommittee and U.S. Figure Skating Headquarters to make a substitution to the team's roster in the case of extenuating circumstances. Petitions must be made in writing and include information about the extenuating circumstance which has led to the request.
   1. Once the first official practice ice of the competition has started, petitions will no longer be accepted.
   2. A decision will be provided in writing within 72 hours of confirmation of receipt of the request or prior to the first official practice ice of the competition, whichever is sooner.

2822 Written notice is required from the person financially responsible for synchronized skating stating that a skater is a member in good standing regarding all financial matters relating to the old team prior to final acceptance to the new team. If such notice is withheld for any reason other than outstanding financial obligation or otherwise delayed more than 30 days following notice of a requested change, then such person financially responsible for synchronized skating may be subject to disciplinary action including suspension.

2823 For qualifying competitions teams must skate the number of skaters required for the level as specified in rules 9400.

A. A team is permitted to skate a different number of skaters at each qualifying competition subject to adherence to rule 2821.

B. If a team has fewer than the required number of skaters as specified in rule 9400 due to onsite illness or injury which has been confirmed by onsite medical staff, the team will be permitted to compete. If the minimum number of skaters on a team is not met for any other reason, no marks are to be awarded, and the team is considered withdrawn; however, the team will be permitted to start and/or finish the performance as an exhibition.

C. If a team has fewer than the number of required skaters to achieve the planned element features due to onsite illness or injury, which has been confirmed by a medical professional, the chief referee may instruct the technical panel to evaluate the team as competing with the required number of skaters.

2824 Documents required for qualifying competitions:

A. Proof of age (i.e. copy of birth certificate, passport, driver's license, notarized affidavit, etc.) for members of senior, junior, novice, intermediate and juvenile synchronized skating teams must be submitted to U.S. Figure Skating by Oct. 1, prior to the member entering their first qualifying competition. Such proof needs to be submitted only once per member. Upon receiving valid proof of age, U.S. Figure Skating headquarters will flag the member record and immediately destroy any documentation. The roster is to be verified by headquarters on a yearly basis. Adult, masters, open adult and open masters synchronized skating teams must provide proof of age if so requested by the referee and/or local organizing committee of the competition for which the team is entered.

B. Collegiate and open collegiate teams must provide certification from their college or university that each team member is a full-time student.

2825 Alternates on a synchronized skating team:

A. Qualifying competitions: Each synchronized skating team may have alternates listed on the team roster. The maximum number of alternates is four. Teams may have a total of four athletes on their roster in addition to the maximum number permitted on the ice for their respective level.

B. International competitions: Each synchronized skating team may have alternates listed on the International Team Entry Form. The maximum number of alternates is four.

2826 A cross skater is defined as a skater who is listed on more than one synchronized skating competition roster at the same competition. A cross skater may be listed on more than one, but not more than two, competition rosters for synchronized skating teams, as long as the respective teams are in different levels. All the stipulations of rules 2055, 2827 and 9400 must be met.

2827 The competition roster for any team may not be comprised of more than 50 percent of athletes who are cross skaters. This applies to the entire roster at any given competition.

2830 Qualifying for U.S. Synchronized Skating Championships

2831 The four best-placed teams in each event (juvenile, intermediate, novice, junior, senior, collegiate, adult and masters) from each section will be permitted to enter the comparable event at the U.S. Synchronized Skating Championships.

2832 **Two or Fewer Rule:** Teams entered in any event (juvenile, intermediate, novice, junior, senior, collegiate, adult and masters) at a synchronized sectional championship may progress directly to the U.S. Synchronized Skating Championships if, at the closing date for entries, there are two or fewer teams in their event within their section.

2833 **Fill-Up Rule:** When fewer than four teams qualify for a U.S. Synchronized Skating Championships event from any section, a sufficient number of additional teams from other sections will be permitted to enter the comparable event for that year in order to bring the number of entries in the event up to the maximum of 12 (or 13 to enable the sections in question to qualify an equal number of teams).

A. The national vice chair of the Synchronized Skating Competitions Subcommittee will select the additional teams advancing from the sectional championships to the U.S. Synchronized Skating Championships (per rule 2833) based on the number of teams entered on the closing date for entries (Oct. 1). Additional teams from other sections will not be added if a qualifying team withdraws following the sectional championships.

B. Teams invited under rule 2833 must respond within 48 hours following notification.

2840 Byes – Synchronized Skating

2841 If a synchronized team, because of some unusual circumstance, is unable to compete in a sectional championship, such team may apply to the chair of the Competitions Committee for a bye to bypass the competition and advance to the U.S. Synchronized Skating Championships.

A. The team must apply for a bye no fewer than 14 days before the closing date for entries for the competition the team has applied to bypass;
   1. In extraordinary circumstances, the chair of the Competitions Committee may, in the chair's sole discretion, waive the 14-day deadline;
   2. A decision on the bye will be delivered to the team within 15 days of receipt of a complete application for such bye;
   3. In the case of a denial, a detailed, written explanation of the grounds for denying such bye will be provided to the team and will cite specific U.S. Figure Skating rules as basis for denying the bye.

B. The application for a bye will be made in writing to the chair of the Competitions Committee. The team will state:
   1. The reasons why the team cannot compete in the competition; and
   2. Why the team would have a reasonable chance of finishing in first, second, third or fourth place at the U.S. Synchronized Skating Championships.

C. In the case where only one team is entered in an event at a sectional championship, the event will not be held unless the team chooses to compete. The team, if applicable, will advance directly to the U.S. Synchronized Skating Championships. See rules 2816 and 2832.

D. A bye will be granted to bypass a synchronized sectional championship with the approval of the chair of the Competitions Committee in consultation with the national vice chair of the Synchronized Skating Competitions Subcommittee.

2842 A synchronized skating team will automatically receive a bye to the U.S. Synchronized Skating Championships from the chair of the Competitions Committee in consultation with the national vice chair of the Synchronized Skating Competitions Subcommittee if all of the criteria from A and B below are met:

A. The team is a member of the United States Synchronized Skating Team as defined in rule ICR 3.05; and

B. The team has competed in or is assigned to and competes in a synchronized event in an international competition.

C. A team which has received a bye according to paragraph B above may elect to compete at their respective sectional championship. Regardless of their final placement at such synchronized sectional championship, the team's bye to the U.S. Synchronized Skating Championships remains unaffected. At such synchronized sectional championship, the top four places, excluding the team which receives the bye, will qualify for the U.S. Synchronized Skating Championships.

2850 Qualifying Rounds and Seeding – Synchronized Skating

2851 Synchronized qualifying rounds:

A. Sectional qualifying and championship rounds:
   1. Unseeded qualifying rounds will be held if more than 24 teams are entered in the senior, junior, collegiate, novice, intermediate, juvenile, open juvenile, pre-juvenile, preliminary, adult and masters levels. See rule 2852.
   2. Unseeded qualifying rounds will be held if more than 12 teams are entered in the open collegiate, open masters and open adult levels. See rule 2852.
   3. Advancement to the championship round will be per rule 2852.
   4. In events with a short program (junior and senior), only the free skate will be skated in the qualifying round. Both the short program and the free skate will be skated in the championship or final round, and the results will be combined.

B. If the number of entries is not evenly divisible by the number of groups required, the groups will be balanced as evenly as possible.

C. After the groups are determined, the skating order is in accordance with the order as drawn.

2852 Qualifying Round Chart - Sectional Synchronized Skating Championships

Number of Teams	Qualifying Round (QR) Groups	Number of Places Advancing	Additional Number Advancing by Score	Championship Round (CR) Groups
1-24	-	-	-	24
25-31	2	4	+4 next highest scores	12
32-38	2	6	+4 next highest scores	16
39-45	3	4	+6 next highest scores	18

2900 Warm-Ups, Draws for Starting Orders, Resurface Groups and Practice Ice – Synchronized Skating

2910 Warm-Up Time – Synchronized Skating

2911 For preliminary, pre-juvenile, juvenile, open juvenile, intermediate, novice, junior, senior, collegiate, adult, masters, open adult, open masters, open collegiate and Special Olympics unified synchronized skating events, each team will be allowed a warm up of at least one minute in duration (without music) on the competition ice surface during the judging of the previous team before the team is called to start. The first team of each starting group in preliminary, pre-juvenile, juvenile, open juvenile, intermediate, novice, collegiate, adult, open adult, masters, open masters, open collegiate, and Special Olympics unified synchronized skating events is granted a one-minute warm-up period before their call to start. The first team of each starting group in junior, and senior events is granted a two-minute warm-up period before their call to start. See rule 1323.

2920 Draws for Starting Orders and Resurface Groups – Synchronized Skating Competitions

2921 At the synchronized sectional championships:

A. All draws for starting order in the first segment of each event will be drawn in a closed draw by the chief referee or chief scoring official in the presence of at least two other officials at any convenient time after the closing of entries. The drawn starting orders for each event must be posted no less than 12 hours before the start of the first event of the competition.

B. The starting order for the junior and senior free skate will be a reverse placement skating order from the result of the short program segment. When competitors have the same total segment score, the tie will be broken as set forth in rule 1072 (D). In the case where the tie can't be broken, there will be a closed draw to determine the skate order of the tied competitors. The closed draw will follow the procedure outlined in this rule 2921 (A). As soon as possible following the determination and certification of the results of the preceding segment, the starting orders for each event will be posted.

2922 At the U.S. Synchronized Skating Championships:

A. The starting order for the short program events will be established as follows:
   1. The teams that hold an ISU World Standing will skate in reverse order of their ISU World Standings, as of the date of the draw, with the highest ranked team skating last. In the event multiple teams hold the same ISU World Standing, the starting order for these teams will be determined by a random draw.
   2. Any teams that don't hold an ISU World Standing will skate prior to the teams with an ISU World Standing. The starting order for these teams will be by closed, random draw.

B. For free skate events that do not have a short program, there will be a random draw for the starting order.

C. The starting order for the junior and senior free skate will be a reverse placement skating order from the result of the short program segment. When competitors have the same total segment score, the tie will be broken as set forth in rule 1072 (D). In the case where the tie can't be broken, there will be a closed draw to determine the skate order of the tied competitors. The closed draw will follow the procedure outlined in this rule 2922 (A). As soon as possible following the determination and certification of the results of the preceding segment, the starting orders for each event will be posted.

D. The draws for the short program and free skate events for all other levels will be conducted in a closed draw by the chief referee or chief scoring official in the presence of at least two other officials at any convenient time after the closing of entries. The drawn starting orders for each event must be posted no less than 12 hours before the start of the first event of the competition.

2923 Size of resurface groups:

Number of Teams	Short Program and Free Skate (If Ties)	Free Skate	Number of Teams	Short Program and Free Skate (If Ties)	Free Skate
	Maximum of 6	Maximum of 5		Maximum of 6	Maximum of 5
2	2	2	12	6+6	4+4+4
3	3	3	13	4+4+5	4+4+5
4	4	4	14	4+5+5	4+5+5
5	5	5	15	5+5+5	5+5+5
6	6	3+3	16	5+5+6	4+4+4+4
7	3+4	3+4	17	5+6+6	4+4+4+5
8	4+4	4+4	18	6+6+6	4+4+5+5
9	4+5	4+5	19	4+5+5+5	4+5+5+5
10	5+5	5+5	20	5+5+5+5	5+5+5+5
11	5+6	3+4+4	21	5+5+5+6	4+4+4+4+5

2924 In senior and junior events only, the ice should be resurfaced after six teams perform the short program and after five teams (six in the case of ties) perform the free skate.

2925 In novice and lower events, the number of teams performing between ice resurfaces is at the discretion of the referee.

2926 If the maximum number of teams allowed in a resurface group is not exceeded, the teams will skate in the same resurface group. If the maximum number of teams allowed is exceeded, the draw groups as established are the resurface groups.

2930 Practice Ice – Synchronized Skating

2931 At the U.S. Synchronized Skating Championships and synchronized skating sectional championships, teams will each be provided an official practice ice segment where their music will be played twice.

A. The skating order for official practice ice will be defined by the draw as outlined in rule 2922.
B. Music will be played for the first time for all official practice ice segments no less than 1.5 minutes after the start of the segment to allow teams a brief warm-up period.
C. A 30-second warning announcement will be given prior to the start of music being played each time; however, a team may provide a music cue to start the music earlier than the designated time, if desired.
D. No stopping or re-starting the music will be allowed once the music has started.
E. The total official practice ice segment length and latest time music will be played for a second time are outlined below:

Event	**Total Length of Segment**	**Latest Music Will be Played for Second Time**
Preliminary Free Skate	7 minutes	4.5 minutes
Pre-Juvenile Free Skate Juvenile Free Skate Open Juvenile Free Skate Adult Free Skate Masters Free Skate Open Collegiate Free Skate Open Adult Free Skate Open Masters Free Skate	8 minutes	5 minutes
Intermediate Free Skate Novice Free Skate Junior Short Program Senior Short Program Special Olympics Unified events	10 minutes	6 minutes
Junior Free Skate Collegiate Free Skate	11 minutes	7 minutes
Senior Free Skate	12 minutes	7 minutes

2932 For the U.S. Synchronized Skating Championships, after the start of the event, no team in that event may practice for any length of time on any ice surface outside of the practice ice provided by the organizers.

Rules for Nonqualifying Competitions
Including: Intercollegiate, Compete USA, Special, Club, Special Olympics, National Showcase, National Theatre On Ice, State Games and Skate United

3000 Nonqualifying Competitions – Sanctions

Nonqualifying competitions and non-national special competitions require a sanction from either the appropriate regional vice chair of the Competitions Committee, or in the case of synchronized competitions, the appropriate sectional vice chair of the Synchronized Skating Competitions Subcommittee.

A. Nonqualifying competitions may be divided into different classes of events with such rules for eligibility in the different classes as the local organizing committee may determine.
B. Competitions open to skaters of both the United States and Canada require sanctions from both the Competitions Committee and Skate Canada.
C. A detailed announcement setting forth the specific rules for the competition and for the events offered, as well as procedures that are different from those listed in these rules, must be submitted with the official sanction application to the regional vice chair of approval and sanctioning.
D. Nonqualifying competitions must not be publicized until the date has been approved by the appropriate regional vice chair of the Competitions Committee or, in the case of synchronized competitions, the appropriate sectional vice chair of the Synchronized Skating Competitions Subcommittee. Nonqualifying competitions must not be held until the announcement has been approved and the sanction awarded.
E. Disputes over dates for hosting nonqualifying competitions will be arbitrated by the Competitions Committee regional vice chair(s) granting the disputed sanctions. Should agreement between the affected clubs not be achieved, the regional vice chair(s) will have the authority to mandate a solution after consultation with the appropriate sectional vice chair. Should the decision involve more than one regional vice chair and the regional vice chairs are not able to reach an agreement, the chair of the Competitions Committee will mandate the solution. The same procedure will be followed for synchronized events but at the sectional vice chair level.

3010 Nonqualifying Competitions – Events

3011 The local organizing committee of a nonqualifying competition may, with the approval of the chair of the Competitions Committee and U.S. Figure Skating Heaquarters staff, create events not covered in the rulebook or part of a program. Approval may take up to 30 days for review and must be received prior to submitting a competition sanction request with the event listed. The rules for all such events must be specified in the competition announcement.

3012 Athlete Development Events: Women and men may compete against each other at all levels.

3013 Singles and Pairs:

A. The free skate is performed by each competitor/team individually.
B. The event may consist of a short program only, a short program and free skate combined or free skate only.
C. In singles, girls and boys may compete against each other at the pre-juvenile level and lower, and women and men may compete against each other at the adult bronze level and lower if only one eligible competitor enters one of the events. Please see rule 3055 for additional information. If two or more of each gender have entered a level, separate events must be held.

3014 Ice Dance:

A. Ice dance may be divided into events consisting of any or all of the following: pattern dance(s), rhythm dance, free dance or solo dance.
B. When the initial and final rounds in nonqualifying competitions consist of pattern dances:
    1. All couples may skate individually;
    2. All couples may skate in groups not to exceed four couples in each group;
    3. The number of couples may be reduced to four couples who may skate individually or as a group (all couples at once);
C. Women and men may compete against each other in solo dance competitions. See General Dance Regulations in rule section 8000.

3015 Qualifying rounds and final rounds are optional in nonqualifying competitions but, if held, notice must appear in the announcement of the competition.

3020 Nonqualifying Competitions – Announcements

Announcements for nonqualifying competitions must follow the most current Standard Nonqualifying Announcement Template.

3030 Nonqualifying Competitions – Officials

3031 All referees, assistant referees, judges, technical panel officials, scoring officials and assistant scoring officials, except as otherwise prescribed in these rules, must be selected from the official lists set forth in the current directory, be currently registered with U.S. Figure Skating and be otherwise in good standing under U.S. Figure Skating rules.

A. If holding IJS events, the officials must be trained to function in the IJS.

B. Technical specialists and technical controllers at all U.S. Figure Skating sanctioned competitions must be either:
   1. Certified by the Technical Panel Officials Subcommittee,
   2. On the current list of ISU certified technical panel officials, or
   3. Certified as a technical official by a member federation of the ISU.

   A guest technical panel official need not be a member of U.S. Figure Skating nor a U.S. citizen.

C. Foreign judges/referees recognized by their own associations may judge and/or referee nonqualifying competitions.

3032 For all sanctioned, nonqualifying competitions (not including Compete USA), the local organizing committee must select the following officials:

A. A chief referee who must be a nonqualifying, qualifying, sectional or national referee. Additional referees may be selected at the discretion of the host club.

B. Judges: No fewer than three but no more than nine judges will be assigned to each event of any sanctioned competition. A five-judge panel is recommended. See rules 3040-3048 for judge types and levels.

C. Technical Panel Officials (for IJS events only, see rule 2133) to include at a minimum:
   1. Standard technical panel
      a. Technical controller
      b. Two technical specialists
      c. In an emergency situation, when a shortage of technical panel personnel arises during a competition due to unforeseen circumstances, the chief referee may assign one technical controller and one technical specialist to the technical panel.
   2. A reduced technical panel may be used for applicable divisions.
      a. The panel will consist of one technical controller OR one technical specialist.
      b. The applicable divisions will be published within the Skating Rules and Resources section on usfigureskating.org by July 1 each year.

D. A chief scoring official to calculate results using the calculation computer program selected by U.S. Figure Skating as the official calculation software. Additional scoring officials may be selected at the discretion of the host club.
   1. The chief scoring official must be at least an associate scoring official.
   2. For competitions holding IJS events and using the IVR judging equipment, a scoring system technician to operate the equipment at rink side.

E. Other officials as may be necessary.

3033 For nonqualifying competitions, members of the same family or close relatives may serve as officials in the same event (e.g. intermediate women group A) provided they are not on the same part of the panel (e.g. both on the technical panel or both on the judging panel (referees are not considered members of the judging panel)).

3034 A relative of a competitor will not be permitted to referee, judge, serve on the technical panel or act as a scoring official in any competitive event in which the competitor is entered. Persons married or closely related to a competitor or paid coach in figure skating will not be permitted to serve as a referee, judge, technical panel member or a scoring official in any event in which the competitor or pupil of the paid coach is entered. Teaching/coaching/consulting for competitors, either privately or semi-privately (including e-classes) in, but not limited to, choreography, ballet, gymnastics, ballroom dancing, and/or physical fitness within the past 12 months prohibits one from officiating for skaters who are their pupils.

3035 A judge or technical panel member who, during the preceding 12 months, has skated as a partner of a competitor will not serve as an official in any competitive event in which the partner is entered.

3036 Synchronized team managers are prohibited from serving as a judge, referee, technical panel official or scoring official on an event in which their team is competing and may not serve as a judge, referee, technical panel official or scoring official on such an event for 12 months following the termination of their role as team manager.

A. For the purposes of this rule, a synchronized team manager is a spokesperson for and provides management oversight for a synchronized skating team or teams. Management oversight includes the administrative aspects of conducting business for a team, specifically overseeing and directing the organization and administration of team expenses, travel, accommodations, competition entry forms and rosters, competition and non-competition clothing and all team communications.

3037 A list of technical officials certified to officiate U.S. Figure Skating events conducted under the IJS will be published in the directory and will be available on the Members Only site.

3038 For information regarding reimbursement of officials, see rule 2150.

3039 For information regarding trial judges, see rules 2160-2163.

3040 Levels of Judges Required for Nonqualifying Competitions

3041 Reserved

3042 Judges Required for Singles and Pairs Events at Nonqualifying Competitions

The competitions to which reference is made in the following rules are those over which U.S. Figure Skating has jurisdiction. See rule DOR 1.02 (B). The following judges are required to judge singles and pairs events at Compete USA and nonqualifying competitions:

Judges Required for Nonqualifying Singles and Pairs Events	Singles/Pairs Judge Classifications					
	Qualified Eligible or Ineligible Person	Certified CJS Singles Judge	Nonqualifying Singles Judge	Qualifying Singles/ Pairs Judge	Sectional Singles/ Pairs Judge	National Singles/ Pairs Judge
Compete USA Events (Snowplow Sam, Basic 1-6, Aspire and Adult LTS levels)	J	J	J	J	J	J
CJS Singles Events (all levels)		J	J	J	J	J
IJS Singles Events (all levels)			J	J	J	J
Pairs Events (all levels)				J	J	J

J = Qualified to judge events at competitions without limitation

3043 Reserved

3044 Judges Required for Partnered Dance Events at Nonqualifying Competitions

The competitions to which reference is made in the following table are those over which U.S. Figure Skating has jurisdiction. See rule DOR 1.02 (B). The following judges are required to judge partnered dance events at nonqualifying competitions:

Judges Required for Nonqualifying Partnered Dance Events	Dance Judge Classifications				
	Certified CJS Dance Judge	Nonqualifying Dance Judge	Qualifying Dance Judge	Sectional Dance Judge	National Dance Judge
CJS Partnered Dance Events (all levels)	J	J	J	J	J
Partnered Dance Events (all levels)		J	J	J	J

J = Qualified to judge events without limitation

*For Solo Dance Series requirements, see the Solo Dance Series Handbook for the current season

3045 Judges Required for Solo Dance Events at Nonqualifying Competitions

The competitions to which reference is made in the following table are those over which U.S. Figure Skating has jurisdiction. See rule DOR 1.02 (B). The following judges are required to judge solo dance events at nonqualifying competitions:

Judges Required for Nonqualifying Solo Dance Events	Dance Judge Classifications					
	Certified CJS Dance Judge	Nonqualifying Dance Judge	Qualifying Dance Judge	Sectional Dance Judge	National Dance Judge	Certified Solo Dance Judge
CJS Solo Dance Non-Series Events (all levels)	J	J	J	J	J	J
IJS Solo Dance Non-Series Events (all levels)		J	J	J	J	J
Solo Dance Series Events (all levels)*				J	J	J*
Solo Dance Series Final (all levels)*				J	J	J*

J = Qualified to judge events without limitation

*See the Solo Dance Series Handbook for additional stipulations.

3046 Judges Required for Synchronized Events at Competitions

The competitions to which reference is made in the following table are those over which U.S. Figure Skating has jurisdiction. See rule DOR 1.02 (B). The following judges are required to judge synchronized events at nonqualifying competitions:

Judges Required for Nonqualifying Synchronized Events	Synchronized Judge Classifications			
	Certified CJS Synchronized Judge	Nonqualifying Synchronized Judge	Sectional Synchronized Judge	National Synchronized Judge
CJS Synchronized Events (all levels)	J	J	J	J
IJS Synchronized Events (all levels)		J	J	J

J = Qualified to judge events at competitions without limitation

3047 Judges Required for Showcase Events at Competitions

The competitions to which reference is made in the following rules are those over which U.S. Figure Skating has jurisdiction. See rule DOR 1.02 (B). The following judges are required to judge showcase events at nonqualifying competitions:

Judges Required for Showcase Events	Judge Classifications			
	Certified and Higher Showcase Judge	Qualifying and Higher Comp Judges - All Disciplines	Nonqualifying Comp Judges - All Disciplines	Certified CJS Judges - All Disciplines
CJS Showcase Events at Nonqualifying Competitions (Basic 1-6, Aspire 1-4)	J	J	J	J
CJS Showcase Events at Nonqualifying Competitions (pre-preliminary and above)	J	J	J	
National Showcase (all levels)	J	J		

J = Qualified to judge events at competitions without limitation

3048 Judges Required for Theatre On Ice Events at Competitions

The competitions to which reference is made in the following rules are those over which U.S. Figure Skating has jurisdiction. See rule DOR 1.02 (B). The following judges are required to judge Theatre On Ice events at nonqualifying competitions:

Judges Required for Theatre On Ice Events	Theatre On Ice (TOI) Judge Classifications*		Nonqualifying and Higher Comp Judges - All Discipline
	Certified TOI Judge	National TOI Judge	
Theatre On Ice Events at Nonqualifying Competitions (all levels)	J	J	J
National Theatre On Ice (novice and lower events)	J	J	
National Theatre On Ice (junior and senior events)		J	

J = Qualified to judge events at competitions without limitation

3050 Nonqualifying Competitions – Entries

3051 Entries for nonqualifying competitions may be accepted after the date for closing of the entries at the discretion of the competition host in collaboration with the chief referee and chief scoring official for the compettition. See rule 3055 for required numbers of entries.

3052 Entries of competitors who are members of clubs must be approved by the appropriate club officials. Entries must include the entrants' registration numbers.

3053 Clubs are permitted to enter more than one synchronized skating team in the same level.

3054 If competing in an IJS event, each skater, pair, couple or team will submit a planned program content sheet (PPCS) for each segment of their competitive event indicating the elements planned for the program listed in the order to be skated.

3055 At nonqualifying competitions, if only one eligible competitor/team enters an event, the competitor/team will be offered the option to skate an exhibition, compete in an equivalent event one level above or one level below (as qualified by test level) or, for pre-juvenile and lower and adult bronze and lower singles events, compete in an equivalent event against skaters of the opposite gender.

A. If said competitor chooses to skate an exhibition, judges will award their marks according to the rules and the applicable judging system used, and the competitor/team will receive first place.
B. If said competitor chooses to compete in an equivalent event against skaters of the opposite gender, the skater will be entered accordingly.
C. If said competitor/team chooses not to skate, the entry fee will be refunded, and the event will be cancelled.

3056 If more than one competitor/team enters but, due to withdrawals, only one competitor/team appears at an event, judges will award their marks according to the rules and the applicable judging system used, and the competitor/team will receive first place.

3057 Postponement of the competition will extend the time of closing entries to a date to be fixed by the committee in charge, and notice shall be given to all entrants. Entries already made may be withdrawn before the postponed date of closing entries.

3058 Once entries have closed, entry fees are only refundable if the competition is not held.

3060 Nonqualifying Competitions – Eligibility to Compete

3061 Eligibility to Compete – Singles, Pairs and Ice Dance

A. In order to enter nonqualifying competitions, a person must be: (1) an eligible person, restricted person, reinstated eligible person or readmitted person as defined in the Eligibility Rules; (2) a member of a member club, a collegiate club or an individual member; (3) currently registered; and (4) otherwise eligible under these rules except as stated below.
    1. Non-U.S. citizens from Canada and U.S. citizens who have been released by U.S. Figure Skating to represent Canada may be permitted to enter nonqualifying competitions if the competition is also sanctioned by Skate Canada.
    2. Non-U.S. citizens from countries other than Canada who have documentation that they are in good standing with their own national federation and have permission from said federation to compete in U.S. Figure Skating sanctioned competitions or have requested release from said federation may be permitted to enter nonqualifying competitions.
    3. U.S. citizens who have been released by U.S. Figure Skating to represent a foreign federation must represent said federation at nonqualifying competitions. Those released to represent a foreign federation other than Canada must have documentation that they are in good standing with and have permission to compete in U.S. Figure Skating sanctioned nonqualifying competitions from said federation.

B. Any member of U.S. Figure Skating who also represents a foreign federation must represent that foreign federation in any U.S. Figure Skating sanctioned nonqualifying competitions in which the member participates. All other members of U.S. Figure Skating must represent their designated home club in any competition as set forth in rule MR 10.01.

3062 Eligibility to Compete – Synchronized Skating

A. No synchronized team is eligible to enter any nonqualifying synchronized skating competition without a registration for the current skating year (see rule section MR 40.00). The registration number will be required on all competition entry forms.

B. For collegiate team level eligibility requirements, see rule 2223.

C. All members of synchronized skating teams must be eligible persons or reinstated persons and registered skaters. See Eligibility Rules. If a team represents a club, all team members must be members of the club the team represents, but it is not necessary for it to be their home club.

D. Documents required for nonqualifying competitions:

1. All levels except collegiate must provide proof of age (i.e. copy of birth certificate, passport, driver's license, notarized affidavit, etc.) if so requested by the referee of the competition in which the team is entered. Proof of age must be provided:
   a. At accreditation if requested prior to the start of the competition, or
   b. Within 24 hours of being requested by the referee.

   Failure to furnish the requested proof will result in retroactive disqualification of the member's team.
2. Collegiate and open collegiate teams must provide certification from their college or university that each team member is a full-time student.

3063 Eligibility to Compete – Intercollegiate Competitions

In addition to meeting the usual eligibility requirements, all skaters in intercollegiate competitions must represent their college/university and be full-time students at the college/university they represent as of the closing date for entries. Skaters may be part-time at the college/university that they represent as of the closing date for entries only in their final term if documentation can be provided that they are enrolled, and the final credits for which they are registered will complete their degree requirements.

3064 Skating Accommodations Memorandum (S.A.M.) for Nonqualifying Competitions

A singles skater with a documented physical disability, as defined by the Americans with Disabilities Act (ADA), may request exemption from certain technical rules or element requirements or expectations on the basis that such rule or requirement penalizes them in the assessment.

A. The skater will submit the Request for Skating Accommodations Memorandum form to the Adaptive Skating Subcommittee national vice chair.

B. The Adaptive Skating Subcommittee national vice chair will consult with the appropriate Sports Sciences and Medicine Committee specialist to assess the request.

C. A response to the request will be provided to the skater within 30 days of submission.

1. If the request is approved, the skater will be provided with the appropriate Skating Accommodation Memorandum (S.A.M.) to be used at U.S. Figure Skating sanctioned nonqualifying competition(s) for the date(s) provided.
2. The skater will notify the competition chief referee about the S.A.M. by the entry deadline for the applicable competition. The chief referee will inform the event referee(s) about any S.A.M. information received as relevant to their event(s), and the event referee will inform the judging panel as necessary.

3100 Rules for Compete USA Competitions

3110 Compete USA Competitions – Approvals

3111 Compete USA competitions may include events up to and including preliminary singles, adult bronze singles, and pre-bronze pattern dance without applying for a U.S. Figure Skating sanction. However, an approval number is required and may be obtained from the appointed Learn to Skate USA® representatives.

3120 Compete USA Competitions – Officials

3121 For Compete USA competitions, a chief referee and chief scoring official are required. In addition, three judges not related to the competitors are required for each event. Officials may be any official certified by U.S. Figure Skating or Skate Canada or any other qualified eligible or ineligible person.

3122 For Compete USA competitions, the member club or other organization sponsoring and conducting the competition will approve all officials. All persons serving as officials must be current U.S. Figure Skating member and/or Learn to Skate USA® member, be at least 16 years of age and, if 18 years of age or older, pass a background check and complete SafeSport™ training.

3130 Compete USA Competitions – Announcements

3131 For all Compete USA competitions, a copy of the announcement and an approval request shall be sent to the appointed Learn to Skate USA® representative for approval and issuance of a Compete USA approval number 30 days prior to the release of the competition announcement to the public. The approval is to be publicly displayed during the competition.

3132 Compete USA competitions will follow the event structure as outlined in the Compete USA Manual. Any registered Learn to Skate USA® program may conduct a Compete USA competition.

3133 Compete USA competitions may be:

A. "In house" — the competition is available only to those skaters who are members of the club or program conducting the competition, or

B. "Open" — the competition is available to any registered U.S. Figure Skating Learn to Skate USA® member or full U.S. Figure Skating member.

3200 Rules for Special Competitions

Special competitions require a sanction from the appropriate regional vice chair.

A. A special competition is one that for novelty or other sufficient reason is considered desirable but cannot be conducted under other competition rules.

B. Rules pertaining to the conduct of qualifying competitions are optional for special competitions. Such rules include:
   1. Selection and posting of pattern dances and rhythm dance rhythms;
   2. Seeding;
   3. Initial starting order and warm-up groups;
   4. Subsequent starting order and warm-up groups;
   5. Authorized systems of judging;
   6. Computations for placements;
   7. Officials from the official lists are not required so long as the chief referee or the chief scoring official is so qualified.

C. For application of other rules, a special competition is to be considered a sanctioned nonqualifying competition. All entrants must be at least a U.S. Figure Skating registered Learn to Skate USA® member.

3300 Rules for Club Competitions and Special Olympics

3301 Other types of nonqualifying competitions that can be held without a U.S. Figure Skating sanction:

A. Club competitions:
   1. Club officers or other authorities may make special rules for closed club competitions without obtaining the consent of the chair or appropriate sectional or regional vice chair of the Competitions Committee, provided that such rules do not violate U.S. Figure Skating rules on eligibility.
   2. Ineligible persons are not permitted to compete in club competitions.
   3. Competitors must be U.S. Figure Skating members and members of the club, and entries must not be contingent on nor include special memberships.

B. Special Olympics:
   Registered Special Olympics skaters may participate in any event only for Special Olympics athletes without jeopardizing their eligible skater status. See PSER 4.13 (G).

3310 Club Competitions – Officials

For club competitions, referees, judges and scoring officials may be selected at the discretion of the officers of the club conducting the competition, although it is recommended that persons from the official lists be selected whenever possible. Any qualified eligible person or reinstated person may act as a referee, judge or scoring official in club competitions, but restricted and ineligible persons may not.

3400 Rules for Showcase Competitions

For the recommended conduct of showcase competitions, refer to the Nonqualifying and National Showcase Competition Guidelines and Procedures posted on usfigureskating.org and rule 3047.

3500 Rules for Theatre On Ice Competitions

For the recommended conduct of Theatre On Ice competitions, refer to the Theatre On Ice Guidelines and Procedures posted on usfigureskating.org and rule 3048.

3600 Rules for ISI Competitions

U.S. Figure Skating eligible skaters may participate in figure skating competitions endorsed by the ISI without the need for a separate U.S. Figure Skating sanction, provided the competition is within the scope of the Policy on Participation in ISI-Endorsed Recreational Activies, and the skater's qualifications are within the special grant of permission as recognized in said policy. If the skater's qualifications are outside the scope of the special grant of permission, the skater's participation must be approved by U.S. Figure Skating under a separate sanctioning procedure.

3700 Rules for State Games Competitions

3701 Eligible State Games are defined as those games recognized as State Games by the United States Olympic and Paralympic Committee (USOPC) and whose host state State Games Organization is a member in good standing with the National Congress of State Games.

3702 State Games figure skating competitions not abiding by this rule section 3700 will not be sanctioned by U.S. Figure Skating as a legitimate State Games competition but, if qualified, may be sanctioned as a nonqualifying competition.

3703 All U.S. Figure Skating competition rules apply to State Games competitions except as specifically and otherwise stated in this rule section 3700 or as may be specifically exempted or excluded in U.S. Figure Skating competition rules.

3710 State Games – Sanctions

3711 All recognized State Games require a sanction application to be filed by a U.S. Figure Skating host club to the national vice chair of the State Games Subcommittee at least 60 days prior to the competition accompanied by the corresponding announcement for the competition. If the State Games requesting the sanction is receiving financial aid from U.S. Figure Skating pursuant to rule 3752, the sanction application must also include an agreement entered into between a U.S. Figure Skating host club and the respective State Games organization as well as a list of U.S. Figure Skating officials participating. The national vice chair may reject any application for any good and sufficient reason.

3712 State Games competitions occurring in states not recognized by the National Congress of State Games will not be recognized by U.S. Figure Skating as a State Games competition. Such non-recognized State Games competitions must request a sanction as a standard nonqualifying competition, club competition or special competition as described in rules 3000, 3200 or 3301. A current list of State Games recognized by the National Congress of State Games will be maintained and available from the national vice chair of the State Games Subcommittee. The list will be updated following the annual fall meeting of the National Congress of State Games.

3720 State Games – Officials

3721 Officials for all events of the competition must be qualified U.S. Figure Skating officials chosen from U.S. Figure Skating official lists, except that Compete USA events may be judged by any qualified eligible or ineligible person who is a U.S. Figure Skating member and/or Learn to Skate USA® member and is 16 years of age or older.

3730 State Games – Eligibility to Compete

3731 State Games competitions are open to any skater who is a resident of the state hosting the games; a resident of a neighboring state, if the neighboring state is a member of the National Congress of State Games and there is an agreement between both states that allows it; or a resident of a neighboring state that is not a member of the National Congress of State Games if the host state allows it. The skater may be affiliated or unaffiliated with an organization such as U.S. Figure Skating or ISI; however, skaters affiliated with U.S. Figure Skating must be eligible to compete according to U.S. Figure Skating Eligibility Rules.

3732 If a skater's residency changes during the calendar year, the skater may participate in the State Games competition of the new state of residency, if eligible in all other respects, provided they have not participated in a State Games of another state during the same calendar year. Synchronized teams are an exception (See rule 3733). Each state may have the option of expanding its eligibility requirements.

3733 Skaters may participate as a member of a synchronized team in a state other than their resident state if 50 percent or more of the team is comprised of residents of the state hosting the competition. Skaters participating on such a team must limit their State Games synchronized team participation to a single State Games competition in any given calendar year and may not participate in any non-synchronized skating events (e.g. solo events) at the State Games in which they are a non-resident. The skater may, however, compete as a member of a synchronized team in the non-resident state and also in solo events in the skater's resident state in the same calendar year.

3734 An eligible person in skating who is not a member of U.S. Figure Skating may enter the figure skating events of State Games, which are recognized by the USOPC and sanctioned by U.S. Figure Skating, if otherwise eligible to do so. Entrants in figure skating events of State Games are not subject to rule 3055. If only one competitor is entered in an event, the event may be held.

3740 State Games – Conduct of Competitions

3741 Specific rules for individual State Games figure skating competitions will be designed cooperatively by the national vice chair of the State Games Subcommittee, the club hosting the competition and the State Games organization in the respective state.

3742 The proposed competition announcement must be reviewed by the national vice chair of the State Games Subcommittee and the chief referee of the competition prior to publication. The announcement must be consistent with rule 3020.

3750 State Games – Expenses and Reports

3751 The expenses of any State Games competition such as advertising, program, prizes, expenses of judges, referees and scoring officials and all other expenses will be met by the state hosting the competition in accordance with the agreement entered into between the host club and the respective State Games organization.

3752 U.S. Figure Skating financial assistance may be provided to State Games competitions to help defray officials' expenses on a case-by-case basis. Assistance will be at the discretion of the national vice chair of the State Games Subcommittee. No financial assistance will be provided prior to the timely submission of a complete financial statement detailing the income and expenses for the event.

3753 Within 50 days of the last day of competition, a summary report of the competition and, if U.S. Figure Skating financial assistance was provided, a financial statement must be filed with the national vice chair of the State Games Subcommittee and U.S. Figure Skating headquarters. Failure to submit final reports and financial statements may result in the denial of a sanction the following year and any agreed upon assistance from the U.S. Figure Skating State Games budget.

3800 Skate United Events at Nonqualifying and Compete USA Competitions

3801 The Skate United competition track is for athletes who have physical disabilities, as defined by the Americans with Disabilities Act (ADA). Competitions offering singles events (such as free skate, jumps or spins) will provide comparable events for Skate United athletes.

A. Athletes competing within the Skate United track will be placed in separate Skate United groups for their test level. See rule 3055 for events with only one eligible competitor/team.
B. Requirements for the Skate United events will be the same as for the equivalent standard events.
    1. Skate United athletes who need additional accommodations may also apply for a Skating Accommodations Memorandum as outlined in rule 3064.
C. The component judging system (CJS) must be used for Skate United events.

Notes

Rules for Holding Test Sessions

4000 Qualifications to Take Tests

4001 The official tests of U.S. Figure Skating may be taken by all persons who are members of a member club, a collegiate club or individual members who are currently registered with U.S. Figure Skating and are otherwise qualified under these rules, as well as by members of a member association of the ISU. Each candidate must present a current registration card before taking a test.

A. For age and prerequisite qualifications to take a test, please see rules 5010-5014 (skating skills tests), 6210-6214 (singles tests), 7210-7212 (pair tests), 8210-8219 (pattern dance tests), 8310-8312 (partnered free dance tests) and 8360-8361 (solo free dance tests).

B. Skaters who have not tested in the United States but have tested or competed under ISU federations may apply to have their credentials evaluated for placement within the U.S. test and competition structure. Application should be made to the chairs of the Tests and Competitions Committees jointly.

4002 A candidate will not be eligible to take a higher-level test until all of the preceding tests in the same category have been passed or completed except as otherwise specified in these rules. A certificate or other satisfactory evidence of the highest test previously passed or completed must be presented before taking a test.

4003 Waiting period for tests marked "retry"

A. The following tests, when marked "retry," may not be retaken prior to the 13th day following the date of the original test. Example: A test taken on May 1 and marked "retry" may not be retaken before May 14, the 14th being the 13th day following the date of the original test. For the purposes of this rule, a skating skills test taken as an adult 50+ candidate is considered the same as the same level skating skills test taken as an adult 21+ or standard candidate.

1. All skating skills tests;
2. Standard pre-bronze, preliminary, pre-preliminary, adult bronze, adult pre-bronze, and adaptive skating singles tests;
3. All partnered pattern dance tests;
4. All solo pattern dance tests;
5. All adult pair tests;
6. Adult partnered and solo free dance tests;
7. All figure tests.

B. There will be no waiting period for standard singles, pair, partnered free dance or solo free dance tests marked "retry" at the bronze level or higher, or adult singles tests at the silver level or higher. Tests may only be taken one time per calendar day. If a candidate is submitting an IJS protocol from a U.S. Figure Skating sanctioned nonqualifying competition for test credit, the waiting period does not apply.

4004 Skate Canada members who have passed the Skate Canada gold free skate, senior competitive pairs or gold dance tests may apply for permission to take the U.S. Figure Skating standard gold singles test, standard gold pair test, standard gold pattern dance test (lead or follow) and/or standard gold free dance test, respectively, provided such candidates present permission in writing from their home club, a Skate Canada test registration card and a test certificate evidencing the fact that such candidates have passed the comparable Skate Canada test. Prior to taking the U.S. Figure Skating standard gold singles or standard gold pair tests, candidates must first pass the U.S. Figure Skating gold skating skills test. Prior to taking the U.S. Figure Skating standard gold free dance test, candidates must first pass the U.S. Figure Skating standard gold pattern dance test (lead or follow). The foregoing rule is based upon a reciprocal arrangement with Skate Canada.

4005 Skating Accommodations Memorandum (S.A.M.) for Testing

A skater with a documented physical disability, as defined by the Americans with Disabilities Act (ADA), may request exemption from certain technical rules or element requirements or expectations for tests on the basis that such rule or requirement penalizes them in the assessment.

A. The skater will submit the Request for Skating Accommodations Memorandum form to the Adaptive Skating Subcommittee national vice chair.

B. The Adaptive Skating Subcommittee national vice chair will consult with the appropriate Sports Sciences and Medicine Committee specialist to assess the request.

C. A response to the request will be provided to the skater within 30 days of submission.

1. If the request is approved, the skater will be provided with the appropriate Skating Accommodations Memorandum (S.A.M.) to be used at U.S. Figure Skating test sessions for the date(s) provided.
2. The skater will notify the test chair about the S.A.M. by the deadline for the applicable test session. The test chair will provide the information to the judging panel.

4100 Procedure for Holding a Test Session

4101 Tests must be held only under the auspices and control of a member club (see rule PSER 6.01 (A)(1)), the principal skating headquarters of which is defined as the address at which a club conducts the majority of its skating sessions. Tests may also be held by collegiate clubs provided they elect/appoint a test chair and adhere to all test rules. Candidates may apply for test credit (per test order and prerequisite rules) by achieving the minimum defined passing scores for the discipline and level based on their IJS protocol at a U.S. Figure Skating sanctioned nonqualifying competition (see rule 4200).

4102 If a member club desires to conduct tests at the principal skating headquarters of another member club, the prior consent of the latter is required per MR 7.01 (B).

4103 The test chair or duly authorized representative of a member club will establish the time schedule and order of skating for any test session conducted by the club, as well as any priorities to be followed by candidates desiring to take such tests, subject to the limitation that the privilege to take such tests must not be unreasonably withheld from members in good standing with U.S. Figure Skating and with their home club as defined in MR 10.01, if any, including members of U.S. Figure Skating clubs other than the club conducting the tests. The test chair or duly authorized representative of a member club must also arrange for the judges required and will make all other necessary arrangements pertaining to the tests.

4104 In lieu of testing with in-person judges, the member club may elect to host virtual testing for any skating skills, singles, pairs, pattern dance or free dance tests. Figure tests are not eligible for virtual testing. In addition to these rules, the Tests Committee may post additional guidelines and clarifications on the Members Only site as needed.

A. Virtual testing is organized by the test chair or duly authorized representative of the member club. Tests are evaluated by qualified judges via video (see rule section 4530**)** and will be subject to all requirements as defined in the rules. Candidates must have met the prerequisites for the test by the date of the test session.
   1. Reskating of any element, as described by rules 5040, 6238, 7238, 8242, 8339, and 8388, is not permitted for virtual tests.
   2. Virtual tests are subject to the waiting period outlined in rule 4003.

B. Virtual testing may be conducted in one of two ways:
   1. In the same manner as standard test sessions, but without judges officiating in person. The tests will be recorded and submitted to the judges for evaluation. The date the tests are recorded is the date of the test session.
   2. Candidates may be allowed to submit their own recorded video of the test to the host club test chair. The submission deadline set by the test chair is the date of the test session. Videos must have been recorded within 14 days of the submission deadline.

C. Video Requirements
   1. A performance affidavit, and release and consent forms must be submitted with the candidate's video.
   2. In order to guarantee the integrity of the virtual test environment, candidates must confirm a proctor for their performance.
      a. The proctor must be an impartial person of authority (i.e., test chair, rink management, skating school director, board member or local skating official) but may NOT be a coach/choreographer who has worked with the candidate, a training mate who takes from the same coach or is a personal friend of the candidate, or a parent/guardian of the athlete or any training mates.
      b. The videographer may also serve as the proctor if they meet the requirements in (a).
      c. Proctors must watch the test performance, verify that the full performance was completed on the date and time indicated in the athlete's recording as a single continuous recording, and complete the performance affidavit.
   3. Prior to the candidate starting the test, the candidate's name, home club name and test name must be announced or displayed (see also rule 8223). A date and time stamp must be clearly shown at the beginning of the video by holding up a mobile device in front of the camera that shows the date and time. The date must include both the month and the day (for example, July 1).
   4. A performance affidavit stating that the video is in its original format and has not been altered in any way must be signed by the candidate, the candidate's coach, the videographer, and the test proctor, and must accompany the video submission. If the candidate does not have a coach, the performance affidavit may be submitted without a coach's signature.
   5. The video, performance affidavit and applicable payment must be submitted to the test chair hosting the virtual test session.
   6. Virtual tests should be recorded with no more than eight other skaters on the ice, and the test candidate should be clearly identifiable. Audio must be recorded during all tests. Skaters will not be penalized if background music or noise is audible during skating skills tests.
   7. The video and supporting documents must be submitted by the deadline set by the test chair.

D. Additional Requirements
   1. A performance may only be evaluated once for test credit (for example, a recording of a test being judged in person cannot be submitted for virtual testing, and a video cannot be submitted more than once or to more than one virtual test session).
   2. All judging for a virtual test must be done virtually. A judging panel cannot be a mix of in-person and virtual judges.
   3. If a judge is present during the recording of the performance, they are not eligible to judge the video for test credit.

4. Judges may not critique a virtual test video except as a judge on the panel who provides comments on the test form as part of the official judging process or an approved trial judge on the panel who provides comments on the test form for the review of the judge-in-charge as part of the official trial judging process.
5. Videos from a competition, exhibition, or ice show may not be submitted to virtual test sessions.

E. Results of the test submission must be returned to the skater and coach within one week of the test session as defined in subparagraph B of this rule 4104.

4105 For all tests, the entire ice surface must be available. The ice surface may not be less than 125 feet by 75 feet (9,375 square feet) in size, unless otherwise specified.

A. Unless performed as a program with music, the pre-preliminary singles test and the adult pre-bronze singles test only require that enough ice be at the disposal of the candidate to permit the execution of the required elements.

4106 All or any portion of any expenses incurred by a member club in conducting tests may be assessed by the club to the candidates taking such tests. See rule section 4700 for additional information.

4107 Candidates whose home club is conducting tests and who wish to take a test must apply to their test chair or duly authorized representative. Candidates who are members of other member clubs, collegiate clubs, individual members or members of a member association of the ISU must apply to the test chair or duly authorized representative of a member club for supervision of their tests and the reporting of test results to U.S. Figure Skating headquarters and to other required clubs or associations.

4108 Candidates holding membership in more than one member club must designate one of these as a home club and be governed by the test rules of that home club. See rules MR 10.01, 8.06 and 8.08.

4109 Written certification of membership is required from candidates who are members of member associations of the ISU.

4110 Candidates wishing to take a test at a club other than their home club must obtain and present written permission from the test chair or duly authorized representative of their home club, or the candidates will not be permitted to take the test, except in such cases where an agreement exists between clubs that written permission is not necessary. Written permission may only be withheld if the candidate either has an outstanding financial obligation to their home club or does not meet the qualifications to take tests contained in rule section 4000. (Standard Permission Form is available on the Members Only site.)

4111 Except as otherwise set forth in these rules, all tests may be held only within the geographical jurisdiction of U.S. Figure Skating. However, subject to the general approval of another ISU member, U.S. Figure Skating tests may also be held within the geographical jurisdiction of that ISU member provided that such tests are sponsored and conducted by a U.S. Figure Skating member club in strict accordance with these rules.

4112 U.S. Figure Skating will send complimentary rulebooks and directories to test chairs upon request from their club.

4200 Qualification to Apply for Test Credit from IJS Protocol

4201 In lieu of taking a singles, pair, partnered free dance or solo free dance test at the bronze, pre-silver, silver, pre-gold or gold levels, or an adult silver through adult senior singles test, at a test session, candidates may elect to submit their protocol from a U.S. Figure Skating sanctioned competition conducted under the IJS, where they have met the minimum passing scores as defined in rule 4202. Skaters must have met the prerequisites for the test by the date of the competition and must have competed in the applicable event at the level they are wishing to pass (i.e. any skater who wishes to pass the bronze singles test at a competition must compete and earn the minimum passing scores in a juvenile free skate event).

A. The protocol will be verified by the IJS Companion program and, for skaters meeting the minimum requirements for that respective level, an individual test credit skater report will be generated. Skaters must obtain this report together with their individual detailed protocol.

B. Candidates must also obtain an overall copy of the appropriate event segment results with the signature of the event referee and technical controller. The candidate's total score must match the scores on their individual protocol.

C. Candidates must submit A and B to the test chair or duly authorized representative of their home club, along with a statement from their coach verifying that the results are correct and unaltered. Individual members may submit the documents directly to U.S. Figure Skating headquarters.

D. Candidates have 14 days from the time they achieved the requirements at a competition to submit their documents for test credit; however, skaters who register for an adult sectional qualifying event (rule 2401) forgo the option to submit an IJS protocol at a higher level that is dated prior to the end date of the last qualifying competition in which the skater participates within that season, depending on skater advancement. For example, if a skater registers to compete in championship masters intermediate-novice and qualifies to compete at the U.S. Adult Figure Skating Championships, that skater cannot submit an IJS protocol for pre-gold singles test credit that is dated prior to the date of their championship masters intermediate-novice free skate event at the U.S. Adult Figure Skating Championships. See also rules 2422 and 2543. The home club test chair does not need to process the test credit paperwork within 15 days of the competition in which the requirements were achieved but must process the paperwork within 30 days of paperwork receipt.

4202 The minimum passing scores for each respective test defined in rule section 4200 is defined as follows:

A. The minimum passing score will consist of a total element score (TES), a program component score (PCS), and a total segment score (TSS).
   1. The candidate must achieve at least the minimum in all three scores,
   2. Each executed element must have a panel score greater than 0.00; and
   3. There must not be more than two falls in singles and pairs free skate, or one fall in free dance. For pairs free skate and partnered free dance, the fall count is a maximum count for the program and not per partner. The total number of falls will be determined by checking the fall deduction value on the IJS protocol (see rule 1071).

B. The minimum passing scores will be determined annually by the Tests Committee and the respective Singles, Pairs and Dance Development and Technical Committees, and published via Technical Notifications.

C. The minimum passing TES will be based upon the composite base value of all elements required at each level per the current ISU scale of values document.

D. The minimum passing PCS will be based upon the composite of test-level expectations and reasonable competition-level expectations, using current program component factors.

E. The minimum passing TSS will be the minimum passing TES + minimum passing PCS.

F. Skaters requesting test credit through their IJS protocol must follow the procedure outlined in rule 4201.

4300 Coaching at Test Sessions

4301 Any coach wanting to coach a skater at a U.S. Figure Skating test session is required to be a coach member of U.S. Figure Skating. In addition, they must have successfully completed the coach and instructor compliance required in rule GR 4.01 and completed the continuing education requirements as specified in rule GR 4.02.

4302 Skaters may receive coaching from the sidelines while on the ice during warm-up periods and may also leave the ice surface for that purpose, provided such coaching does not interfere with the judging of another skater. However, coaching is not permitted during the actual performance of the candidate before the judges, nor may the coach be on the ice with the skater in the warm-up area. The judging panel may bar from the rink anyone who disregards this rule and may disqualify any candidate who receives coaching in violation of this rule. For the purpose of this rule, coaching will be considered any communication between the candidate and a coach, parent or any other person. For example, a skater may briefly speak with their coach between elements of a skating skills test, but not while changing directions or feet of an element. Similarly, a skater may briefly speak with their coach between the partnered portion of a dance test and the solo portion.

4400 Conduct and Release of Liability

4401 Candidates are bound to obey implicitly the instructions of the officials in charge of the tests and must observe and comply with the Code of Ethics set forth in GR 1.01 at all times. Candidates who, directly or indirectly or in writing, express themselves in any improper manner regarding the officials or their decisions or the markings of the judges may be suspended or excluded from further tests.

4402 Prior to each performance before the judges, the name of the candidate will be called. Failure to appear within two minutes after their name has been called will cause that portion of the test for which candidates have been called to be marked as "not skated." The judge-in-charge may, for good cause, modify the strict interpretation of this rule.

4403 U.S. Figure Skating and its member clubs conducting tests undertake no responsibility for damages or injuries suffered by the candidates. As a condition of and in consideration of the acceptance of their applications, all candidates and their parents and/or guardians will be deemed to have agreed to assume all risks of injury to the candidate's person and property resulting from, caused by or connected with the conduct and management of the tests, and to release any and all claims which they may have against any officials, U.S. Figure Skating, the club hosting the tests and their officers. Applications will be accepted only on the foregoing conditions.

4500 Selection of Judges for Tests

4501 Applicable judges' rules, especially the Standard of Conduct found in section DOR 5.00, will apply to all tests.

4502 For all tests, the test chair or duly authorized representative of the member club conducting the tests must select the judges from the current lists of qualified judges approved by the Judges and Referees Subcommittee.

4503 Unless otherwise allowed by rules 4530-4534, the judging panel must consist of three judges. If three judges are used on a panel, all three judges' marks must be reported to U.S. Figure Skating per rule 4603 even if rules 4530-4534 allow the test to be judged by one judge. If a test is being judged virtually, all judges must judge it virtually. A test cannot be judged by a combination of in-person and virtual judges.

4504 For the level and number of judges required for all tests, see specific test description/requirements in rule sections 4530, 5100. 6300, 7300, 8250, 8340 and 8390.

4505 Sufficient judges must be provided to permit normal lunch and dinner hours and bi-hourly 15-minute breaks. Judging time will be limited to eight hours per day per judge.

4506 Members of a three-judge panel may be selected without regard to relationship to each other. See rule section DOR 5.00, Officials Creed Standard of Conduct.

4507 None of the judges of a test may be a coach, parent, spouse, close relative or skating partner of the candidate or of the candidate's partner. A person will be considered a skating partner who, in the preceding 12 months, has entered any sanctioned competition as a partner of the candidate. A person who has given a lesson to the candidate in the preceding 12 months will be considered a coach.

4508 Persons married or closely related to a coach may not act as a judge of any test in which a pupil of such coach is a candidate or a partner. Teaching/coaching/consulting for competitors, either privately or semi-privately (including e-classes) in, but not limited to, choreography, ballet, gymnastics, ballroom dancing, and/or physical fitness within the past 12 months prohibits one from officiating for skaters who are their pupils.

4509 The selection of an unofficial judge by a club test chair will, in the case of tests, result in the test being invalid; however, the strict application of this rule may be modified with the concurrence of the chair of the Tests Committee and the national vice chair of the Judges and Referees Subcommittee.

4510 Selection and Duties of the Judge-In-Charge

4511 A judge-in-charge is to be chosen by the judges to assume charge of the conduct of the test.

A. The judge-in-charge must be one of the three judges on the panel. If a test is judged by a single-judge panel, that judge must serve as the judge-in-charge.
B. The designated judge-in-charge will decide whether the ice and arena conditions are suitable for conducting a test.
C. The judge-in-charge will ensure that all judges on the panel have received any applicable Skating Accommodations Memorandum information (see rule 4005).

4512 The judge-in-charge, after consultation with the test chair of the host club, will be authorized to select a replacement judge if a judge who has commenced judging a test is unable to continue, provided another qualified judge is available.

4513 The judge-in-charge must time the program length for all singles, pair and free dance tests. Programs that are in excess of the designated time must be communicated to all judges for the appropriate deduction to be applied. The judge-in-charge must also check the tempo of skater's choice music for pattern dance tests.

4520 Conduct of Test Judges

4521 Judges must not review their marks jointly before the results are checked and made official.

4522 Judges or prospective judges will apply in advance for permission to trial judge any test. Application will be made to the test chair or duly authorized representative of the member club conducting the tests.

4523 When judging tests, judges must stand or sit at locations from which they can see the complete ice surface and can hear the music when used.

4524 For test sessions, judges are permitted to bring to the officials' stand an electronic communicative device for the sole purposes of accessing official documents such as the rulebook and/or timing programs. See also rule 1240.

4525 All authorized officials must submit their expense reimbursement requests within 14 days to the host club's test chair in accordance with the current, approved U.S. Figure Skating Travel and Expense Policy, available on usfigureskating.org. This expense may not exceed the limitations imposed by the current, approved U.S. Figure Skating Travel and Expense Policy. Reimbursement to authorized officials must be made as soon as possible but no later than 14 days following the submission of their expense forms.

4530 Levels of Judges Required for Tests

4531 Reserved

4532 Judges Required for Skating Skills Tests

The tests to which reference is made in the following table are those over which U.S. Figure Skating has jurisdiction. See rule DOR 1.02 (B). The following judges are required to judge skating skills tests:

Judges Required for Skating Skills Tests		Singles Test Judge Classifications		Dance Test Judge Classifications		
		Pre-Silver Singles Test Judge	Gold Singles Test Judge	Pre-Silver Dance Test Judge	Gold Dance Test Judge	Gold Dance Test Judge with Intl Cert
Skating Skills Tests	**Pre-Preliminary Skating Skills**	S*[a]	S*[a]	S*[a]	S*[a]	S*[a]
	Preliminary Skating Skills	S	S*[a]	S	S*[a]	S*[a]
	Pre-Bronze Skating Skills	S	S[a]	S	S[a]	S[a]
	Bronze Skating Skills	S	S[a]	S	S[a]	S[a]
	Pre-Silver Skating Skills	S	S[a]	S	S[a]	S[a]
	Silver Skating Skills		S[a]		S[a]	S[a]
	Pre-Gold Skating Skills		S[a]		S[a]	S[a]
	Gold Skating Skills		S[a]		S[a]	S[a]
	Adult Pre-Bronze Skating Skills	S*[a]	S*[a]	S*[a]	S*[a]	S*[a]
	Adult Bronze Skating Skills	S	S*[a]	S	S*[a]	S*[a]
	Adult Silver Skating Skills	S	S[a]	S	S[a]	S[a]
	Adult Gold Skating Skills	S	S[a]	S	S[a]	S[a]
	Adaptive Pre-Bronze Skating Skills	S*[a]	S*[a]	S*[a]	S*[a]	S*[a]
	Adaptive Bronze Skating Skills	S	S*[a]	S	S*[a]	S*[a]
	Adaptive Silver Skating Skills	S	S*[a]	S	S*[a]	S*[a]
	Adaptive Gold Skating Skills	S	S*[a]	S	S*[a]	S*[a]

S = Qualified to judge all candidate types for applicable skating skills test if certified for skating skills

* = Qualified to judge all candidate types for applicable skating skills test as a single-judge panel if certified for skating skills

[a] = Qualified to judge applicable adaptive skating skating skills test as a single-judge panel if certified for skating skills

4533 Judges Required for Singles Tests

The tests to which reference is made in the following table are those over which U.S. Figure Skating has jurisdiction. See rule DOR 1.02 (B). The following judges are required to judge singles tests:

Judges Required for Singles Tests		Singles Test Judge Classifications	
		Pre-Silver Singles Test Judge	Gold Singles Test Judge
Singles Tests	Pre-Preliminary Singles	J*[a]	J*[a]
	Preliminary Singles	J	J*[a]
	Pre-Bronze Singles	J	J[a]
	Bronze Singles	J	J[a]
	Pre-Silver Singles	J	J[a]
	Silver Singles		J[a]
	Pre-Gold Singles		J[a]
	Gold Singles		J[a]
	Adult Pre-Bronze Singles	J*[a]	J*[a]
	Adult Bronze Singles	J	J*[a]
	Adult Silver Singles	J	J[a]
	Adult Gold Singles	J	J[a]
	Adaptive Pre-Bronze Singles	J*[a]	J*[a]
	Adaptive Bronze Singles	J	J*[a]
	Adaptive Silver Singles	J	J*[a]
	Adaptive Gold Singles	J	J*[a]

J = Qualified to judge all candidate types for applicable singles test
* = Qualified to judge all candidate types for applicable singles test as a single-judge panel
[a] = Qualified to judge applicable adaptive skating singles test as a single-judge panel

4534 Judges Required for Pair Tests

The tests to which reference is made in the following table are those over which U.S. Figure Skating has jurisdiction. See rule DOR 1.02 (B). The following judges are required to judge pair tests:

Judges Required for Pair Tests		Pairs Test Judge Classifications	
		Pre-Silver Pairs Test Judge	Gold Pairs Test Judge+
Pair Tests	Bronze Pair	J	J
	Pre-Silver Pair	J	J
	Silver Pair		J
	Pre-Gold Pair		J
	Gold Pair		J
	Adult Bronze Pair	J	J
	Adult Silver Pair	J	J
	Adult Gold Pair	J	J

J = Qualified to judge all candidate types for applicable pair test without limitation
* = Qualified to judge all candidate types for applicable pair test as a single-judge panel
+Qualifying, sectional and national singles/pairs judges are automatically qualified to judge pair tests

4535 Judges Required for Pattern Dance (PD) and Free Dance Tests

The tests to which reference is made in the following table are those over which U.S. Figure Skating has jurisdiction. See rule DOR 1.02 (B). The following judges are required to judge pattern dance (PD) and free dance tests:

Judges Required for Pattern Dance and Free Dance Tests		Dance Test Judge Classifications		
		Pre-Silver Dance Test Judge	Gold Dance Test Judge	Gold Dance Test Judge with Intl Cert (G/I)+
Partnered PD Tests	Preliminary Partnered Pattern Dances	J*[a]	J*[a]	J*[a]
	Pre-Bronze Partnered Pattern Dances	J	J*[a]	J*[a]
	Bronze Partnered Pattern Dances	J	J*[a]	J*[a]
	Pre-Silver Partnered Pattern Dances	J	J[a]	J[a]
	Silver Partnered Pattern Dances		J[a]	J[a]
	Pre-Gold Partnered Pattern Dances		J[a]	J[a]
	Gold Partnered Pattern Dances		J[a]	J[a]
	International Partnered Pattern Dances		[a]	J[a]
Solo Pattern Dance Tests	Preliminary Solo Pattern Dances	J*	J*	J*
	Pre-Bronze Solo Pattern Dances	J*	J*	J*
	Bronze Solo Pattern Dances	J*	J*	J*
	Pre-Silver Solo Pattern Dances	J*	J*	J*
	Silver Solo Pattern Dances		J*	J*
	Pre-Gold Solo Pattern Dances		J*	J*
	Gold Solo Pattern Dances		J*	J*
	International Solo Pattern Dances			J*
Partnered Free Dance Tests	Bronze Partnered Free Dance	J	J*	J*
	Pre-Silver Partnered Free Dance	J	J*	J*
	Silver Partnered Free Dance		J	J
	Pre-Gold Partnered Free Dance		J	J
	Gold Partnered Free Dance		J	J
	Adult Pre-Bronze Free Dance	J	J*	J*
	Adult Bronze Free Dance	J	J*	J*
	Adult Silver Free Dance	J	J	J
	Adult Gold Free Dance		J	J
Solo Free Dance Tests	Bronze Solo Free Dance	J	J*	J*
	Pre-Silver Solo Free Dance	J	J*	J*
	Silver Solo Free Dance		J	J
	Pre-Gold Solo Free Dance		J	J
	Gold Solo Free Dance		J	J
	Adult Bronze Solo Free Dance	J	J*	J*
	Adult Pre-Silver Solo Free Dance	J	J*	J*
	Adult Silver Solo Free Dance	J	J	J
	Adult Pre-Gold Solo Free Dance		J	J
	Adult Gold Solo Free Dance		J	J

J = Qualified to judge all candidate types for applicable pattern dance tests (lead or follow) or free dance test
* = Qualified to judge all candidate types for applicable pattern dance tests (lead or follow) or free dance test as a single-judge panel
[a] = Qualified to judge applicable adaptive skating pattern dance test (lead or follow) as a single-judge panel
+Sectional dance judges are automatically qualified to judge international dance tests

4600 Test Records

4601 The marks of all tests must be recorded on official U.S. Figure Skating test judging and trial judging forms. Such forms may be downloaded from the Members Only site.

4602 The completion of test judging sheets will be carried out by each judge as soon as possible after a test is completed, and no results may be announced until the sheets have been verified by the test chair or duly authorized representative of the club hosting the test session and the results certified. The test judging sheets will be made available as soon as possible after the completion of a test for review by candidates, their parents and coaches. Results of tests that are judged virtually must be returned to the skater and coach within one week of the test session or video submission deadline.

4603 The test chair or duly authorized representative of any member club conducting tests will report the results through the Members Only site together with the appropriate fee for each test taken.

A. If a test session takes place on multiple days, a separate report is required for each day.
B. If three judges are used on a panel, all three judges' marks must be reported to U.S. Figure Skating per rule 4603 even if rules 4530-4534 allow the test to be judged by one judge.

4604 The report required by rule 4603 must contain the following information:

A. If the report is from a standard test session:
   1. Host club name and number;
   2. The date the tests were taken;
   3. The name of each judge and U.S. Figure Skating registration number;
   4. The name of each trial judge and U.S. Figure Skating registration number;
   5. Each candidate's name, U.S. Figure Skating registration number and home club;
   6. The appropriate test code for each test taken;
   7. For each test reported, the total points awarded by each judge and trial judge, if applicable;
   8. Whether the overall result of the test is a "retry," "pass," "pass with honors," or "pass with distinction."

B. If the report is from the submission of an IJS protocol in lieu of a standard test, in accordance with rule section 4200:
   1. The name of the nonqualifying competition;
   2. The date of the event;
   3. The test for which the skater is receiving credit;
   4. The name of the event referee;
   5. The name of the technical controller;
   6. The skater's TES, PCS and TSS from the event;
   7. Verification of no invalid elements; and
   8. Verification of Coach's Statement being received.
   9. The date the IJS protocol for test credit was submitted to the test chair by the candidate

4605 The results required by rule 4603 and additional documents/files must be retained as follows:

A. A copy of the individual test judging sheets is to be retained in the files of the club conducting the test for at least one year after the date of the test session.
B. For any tests that were judged virtually, the performance affidavit, and consent and release forms are also to be retained for at least one year after the date of the test session. Videos should be kept for 30 days after the corresponding test results and fees have been entered and paid on the Members Only site.

4606 Test results must be reported and paid for through the Members Only site within 14 days of the date of the tests or the date the skater submits an IJS protocol for test credit (see rule 4604 (B)). Results reported after the 14-day period will incur a late fee per rule 4704. A club failing to report tests within 90 days may be suspended from conducting tests until penalties are paid.

4607 Clubs giving tests to members other than their own must notify the candidate's home club of the date the test was taken, including the names of the judges and the marks awarded. The report must be forwarded within two weeks after the date on which such tests were conducted.

4608 A trial judge's name, U.S. Figure Skating number and total score for each test trialed must be reported through the Members Only site. (See rule 4606.) A trial judge's test papers must be forwarded within 14 days by the club hosting the tests to the trial judge's mentor, who must retain them until such time as an application for appointment or promotion is submitted. The mentor is responsible for retaining a copy of all papers submitted. If the application for appointment or promotion is approved, the mentor may destroy the copies. A trial judge is entitled to copies of all of their trial papers.

4609 U.S. Figure Skating headquarters will issue test certificates for successful candidates and forward the certificates to the test chair or duly authorized representative of the candidate's home club for distribution.

4700 Test Registration Fees and Late Fees

4701 The test chair or duly authorized representative of the member club must collect and remit a standardized registration fee to U.S. Figure Skating headquarters. In the case of pair, pattern dance and free dance tests, each candidate will be assessed this test fee.

4702 A candidate must pay all test fees to the test chair or a duly authorized representative of the host club.

4703 Candidates who are members of member associations of the ISU who are not members of U.S. Figure Skating or of a member club will pay a non-member fee in addition to the regular test fees for each U.S. Figure Skating singles, pair, skating skills or class of dance tests taken at any one test period or session.

4704 Results reported and paid for after more than 14 days have passed since the date of tests or the date the skater submitted an IJS protocol for test credit, but within 45 days, will incur a late fee. An additional late fee must be paid for every 30-day late period thereafter.

4705 Test fees are determined by the U.S. Figure Skating Board of Directors and will be reflective of providing services. This information will be published on the Members Only site under the Members tab no later than January 1 each season.

4800 Test Emblems

4801 The emblems available for tests can be found through the Merchandise tab on the Members Only site.

Computer Codes for Skating Skills and Singles Tests

SKATING SKILLS					
Test	**Standard Code**	**Skate United Code**	**Adult 21+ Code**	**Adult 50+ Code**	**Adaptive Code**
Pre-Preliminary	PPSS				
Preliminary	PRSS	SUPRSS			
Pre-Bronze	PBSS	SUPBSS			
Bronze	BZSS	SUBZSS			
Pre-Silver	PSSS	SUPSSS			
Silver	SVSS	SUSVSS			
Pre-Gold	PGSS	SUPGSS			
Gold	GDSS	SUGDSS			
Adult Pre-Bronze			APBSS		
Adult Bronze			21BZSS	50BZSS	
Adult Silver			21SVSS	50SVSS	
Adult Gold			21GDSS	50GDSS	
Adult Intermediate			21INSS	50INSS	
Adult Novice			21NVSS	50NVSS	
Adult Junior			21JRSS	50JRSS	
Adult Senior			21SRSS	50SRSS	
Adaptive Pre-Bronze					ADPBSS
Adaptive Bronze					ADBZSS
Adaptive Silver					ADSVSS
Adaptive Gold					ADGDSS

SINGLES				
Test	**Standard Code**	**Skate United Code**	**Adult Code**	**Adaptive Code**
Pre-Preliminary	PPSI			
Preliminary	PRSI	SUPRSI		
Pre-Bronze	PBSI	SUPBSI		
Bronze	BZSI	SUBZSI		
Pre-Silver	PSSI	SUPSSI		
Silver	SVSI	SUSVSI		
Pre-Gold	PGSI	SUPGSI		
Gold	GDSI	SUGDSI		
Adult Pre-Bronze			APBSI	
Adult Bronze			ABZSI	
Adult Silver			ASVSI	
Adult Gold			AGDSI	
Adult Intermediate			AINSI	
Adult Novice			ANVSI	
Adult Junior			AJRSI	
Adult Senior			ASRSI	
Adaptive Pre-Bronze				ADPBSI
Adaptive Bronze				ADBZSI
Adaptive Silver				ADSVSI
Adaptive Gold				ADGDSI

Computer Codes for Pair and Free Dance Tests

PAIR			
Test	**Standard Code**	**Skate United Code**	**Adult Code**
Bronze	BZPR	SUBZPR	
Pre-Silver	PSPR	SUPSPR	
Silver	SVPR	SUSVPR	
Pre-Gold	PGPR	SUPGPR	
Gold	GDPR	SUGDPR	
Adult Bronze			ABZPR
Adult Silver			ASVPR
Adult Gold			AGDPR

PARTNERED FREE DANCE				
Test	**Standard Code**	**Skate United Code**	**Adult 21+ Code**	**Adult 50+ Code**
Bronze Partnered	BZPFD	SUBZPFD		
Pre-Silver Partnered	PSPFD	SUPSPFD		
Silver Partnered	SVPFD	SUSVPFD		
Pre-Gold Partnered	PGPFD	SUPGPFD		
Gold Partnered	GDPFD	SUGDPFD		
Adult Pre-Bronze Partnered			APBPFD	
Adult Bronze Partnered			21BZPFD	50BFD
Adult Silver Partnered			21SVPFD	50SFD
Adult Gold Partnered			21GDPFD	50GFD

SOLO FREE DANCE				
Test	**Standard Code**	**Skate United Code**	**Adult 21+ Code**	**Adult 50+ Code**
Bronze Solo	BZSFD	SUBZSFD		
Pre-Silver Solo	PSSFD	SUPSSFD		
Silver Solo	SVSFD	SUSVSFD		
Pre-Gold Solo	PGSFD	SUPGSFD		
Gold Solo	GDSFD	SUGDSFD		
Adult Bronze Solo			21BZSFD	50BZSFD
Adult Pre-Silver Solo			21PSSFD	50PSSFD
Adult Silver Solo			21SVSFD	50SVSFD
Adult Pre-Gold Solo			21PGSFD	50PGSFD
Adult Gold Solo			21GDSFD	50GDSFD

Computer Codes for Pattern Dance Tests – Lead

Category	Dance	Standard Partnered Code	Standard Solo Track Code	Skate United Partnered Code	Skate United Solo Track Code	Adult 21+ Partnered Code	Adult 21+ Solo Track Code	Adult 50+ Partnered Code	Adult 50+ Solo Track Code
Preliminary	Dutch Waltz	LPDW	LSDW						
	Tango Canasta	LPCT	LSCT						
	Rhythm Blues	LPRB	LSRB						
Pre-Bronze	Swing Dance	LPSD	LSSD	LPSUSD	LSSUSD	LP21SD	LS21SD	LP50SD	LS50SD
	Cha Cha	LPCH	LSCH	LPSUCH	LSSUCH	LP21CH	LS21CH	LP50CH	LS50CH
	Tango Fiesta	LPFT	LSFT	LPSUFT	LSSUFT	LP21FT	LS21FT	LP50FT	LS50FT
Bronze	Hickory Hoedown	LPHH	LSHH	LPSUHH	LSSUHH	LP21HH	LS21HH	LP50HH	LS50HH
	Willow Waltz	LPWI	LSWI	LPSUWI	LSSUWI	LP21WI	LS21WI	LP50WI	LS50WI
	Ten-Fox	LPTF	LSTF	LPSUTF	LSSUTF	LP21TF	LS21TF	LP50TF	LS50TF
Pre-Silver	Fourteenstep	LP14	LS14	LPSU14	LSSU14	LP2114	LS2114	LP5014	LS5014
	European Waltz	LPEW	LSEW	LPSUEW	LSSUEW	LP21EW	LS21EW	LP50EW	LS50EW
	Foxtrot	LPFO	LSFO	LPSUFO	LSSUFO	LP21FO	LS21FO	LP50FO	LS50FO
Silver	American Waltz	LPAW	LSAW	LPSUAW	LSSUAW	LP21AW	LS21AW	LP50AW	LS50AW
	Tango	LPTA	LSTA	LPSUTA	LSSUTA	LP21TA	LS21TA	LP50TA	LS50TA
	Rocker Foxtrot	LPRF	LSRF	LPSURF	LSSURF	LP21RF	LS21RF	LP50RF	LS50RF
Pre-Gold	Kilian	LPKI	LSKI	LPSUKI	LSSUKI	LP21KI	LS21KI	LP50KI	LS50KI
	Blues	LPBL	LSBL	LPSUBL	LSSUBL	LP21BL	LS21BL	LP50BL	LS50BL
	Paso Doble	LPPD	LSPD	LPSUPD	LSSUPD	LP21PD	LS21PD	LP50PD	LS50PD
	Starlight Waltz	LPSW	LSSW	LPSUSW	LSSUSW	LP21SW	LS21SW	LP50SW	LS50SW
Gold	Viennese Waltz	LPVW	LSVW	LPSUVW	LSSUVW	LP21VW	LS21VW	LP50VW	LS50VW
	Westminster Waltz	LPWW	LSWW	LPSUWW	LSSUWW	LP21WW	LS21WW	LP50WW	LS50WW
	Quickstep	LPQS	LSQS	LPSUQS	LSSUQS	LP21QS	LS21QS	LP50QS	LS50QS
	Argentine Tango	LPAT	LSAT	LPSUAT	LSSUAT	LP21AT	LS21AT	LP50AT	LS50AT
International	Austrian Waltz	LPAU	LSAU	LPSUAU	LSSUAU	LP21AU	LS21AU	LP50AU	LS50AU
	Cha Cha Congelado	LPCC	LSCC	LPSUCC	LSSUCC	LP21CC	LS21CC	LP50CC	LS50CC
	Finnstep	LPFS	LSFS	LPSUFS	LSSUFS	LP21FS	LS21FS	LP50FS	LS50FS
	Golden Waltz	LPGW	LSGW	LPSUGW	LSSUGW	LP21GW	LS21GW	LP50GW	LS50GW
	Midnight Blues	LPMB	LSMB	LPSUMB	LSSUMB	LP21MB	LS21MB	LP50MB	LS50MB
	Ravensburger Waltz	LPRW	LSRW	LPSURW	LSSURW	LP21RW	LS21RW	LP50RW	LS50RW
	Rhumba	LPRH	LSRH	LPSURH	LSSURH	LP21RH	LS21RH	LP50RH	LS50RH
	Silver Samba	LPSS	LSSS	LPSUSS	LSSUSS	LP21SS	LS21SS	LP50SS	LS50SS
	Tango Romantica	LPTR	LSTR	LPSUTR	LSSUTR	LP21TR	LS21TR	LP50TR	LS50TR
	Tea-Time Foxtrot	LPTT	LSTT	LPSUTT	LSSUTT	LP21TT	LS21TT	LP50TT	LS50TT
	Yankee Polka	LPYP	LSYP	LPSUYP	LSSUYP	LP21YP	LS21YP	LP50YP	LS50YP

Computer Codes for Pattern Dance Tests – Follow

Category	Dance	Standard Partnered Code	Standard Solo Track Code	Skate United Partnered Code	Skate United Solo Track Code	Adult 21+ Partnered Code	Adult 21+ Solo Track Code	Adult 50+ Partnered Code	Adult 50+ Solo Track Code
Preliminary	Dutch Waltz	FPDW	FSDW						
	Tango Canasta	FPCT	FSCT						
	Rhythm Blues	FPRB	FSRB						
Pre-Bronze	Swing Dance	FPSD	FSSD	FPSUSD	FSSUSD	FP21SD	FS21SD	FP50SD	FS50SD
	Cha Cha	FPCH	FSCH	FPSUCH	FSSUCH	FP21CH	FS21CH	FP50CH	FS50CH
	Tango Fiesta	FPFT	FSFT	FPSUFT	FSSUFT	FP21FT	FS21FT	FP50FT	FS50FT
Bronze	Hickory Hoedown	FPHH	FSHH	FPSUHH	FSSUHH	FP21HH	FS21HH	FP50HH	FS50HH
	Willow Waltz	FPWI	FSWI	FPSUWI	FSSUWI	FP21WI	FS21WI	FP50WI	FS50WI
	Ten-Fox	FPTF	FSTF	FPSUTF	FSSUTF	FP21TF	FS21TF	FP50TF	FS50TF
Pre-Silver	Fourteenstep	FP14	FS14	FPSU14	FSSU14	FP2114	FS2114	FP5014	FS5014
	European Waltz	FPEW	FSEW	FPSUEW	FSSUEW	FP21EW	FS21EW	FP50EW	FS50EW
	Foxtrot	FPFO	FSFO	FPSUFO	FSSUFO	FP21FO	FS21FO	FP50FO	FS50FO
Silver	American Waltz	FPAW	FSAW	FPSUAW	FSSUAW	FP21AW	FS21AW	FP50AW	FS50AW
	Tango	FPTA	FSTA	FPSUTA	FSSUTA	FP21TA	FS21TA	FP50TA	FS50TA
	Rocker Foxtrot	FPRF	FSRF	FPSURF	FSSURF	FP21RF	FS21RF	FP50RF	FS50RF
Pre-Gold	Kilian	FPKI	FSKI	FPSUKI	FSSUKI	FP21KI	FS21KI	FP50KI	FS50KI
	Blues	FPBL	FSBL	FPSUBL	FSSUBL	FP21BL	FS21BL	FP50BL	FS50BL
	Paso Doble	FPPD	FSPD	FPSUPD	FSSUPD	FP21PD	FS21PD	FP50PD	FS50PD
	Starlight Waltz	FPSW	FSSW	FPSUSW	FSSUSW	FP21SW	FS21SW	FP50SW	FS50SW
Gold	Viennese Waltz	FPVW	FSVW	FPSUVW	FSSUVW	FP21VW	FS21VW	FP50VW	FS50VW
	Westminster Waltz	FPWW	FSWW	FPSUWW	FSSUWW	FP21WW	FS21WW	FP50WW	FS50WW
	Quickstep	FPQS	FSQS	FPSUQS	FSSUQS	FP21QS	FS21QS	FP50QS	FS50QS
	Argentine Tango	FPAT	FSAT	FPSUAT	FSSUAT	FP21AT	FS21AT	FP50AT	FS50AT
International	Austrian Waltz	FPAU	FSAU	FPSUAU	FSSUAU	FP21AU	FS21AU	FP50AU	FS50AU
	Cha Cha Congelado	FPCC	FSCC	FPSUCC	FSSUCC	FP21CC	FS21CC	FP50CC	FS50CC
	Finnstep	FPFS	FSFS	FPSUFS	FSSUFS	FP21FS	FS21FS	FP50FS	FS50FS
	Golden Waltz	FPGW	FSGW	FPSUGW	FSSUGW	FP21GW	FS21GW	FP50GW	FS50GW
	Midnight Blues	FPMB	FSMB	FPSUMB	FSSUMB	FP21MB	FS21MB	FP50MB	FS50MB
	Ravensburger Waltz	FPRW	FSRW	FPSURW	FSSURW	FP21RW	FS21RW	FP50RW	FS50RW
	Rhumba	FPRH	FSRH	FPSURH	FSSURH	FP21RH	FS21RH	FP50RH	FS50RH
	Silver Samba	FPSS	FSSS	FPSUSS	FSSUSS	FP21SS	FS21SS	FP50SS	FS50SS
	Tango Romantica	FPTR	FSTR	FPSUTR	FSSUTR	FP21TR	FS21TR	FP50TR	FS50TR
	Tea-Time Foxtrot	FPTT	FSTT	FPSUTT	FSSUTT	FP21TT	FS21TT	FP50TT	FS50TT
	Yankee Polka	FPYP	FSYP	FPSUYP	FSSUYP	FP21YP	FS21YP	FP50YP	FS50YP

Technical Requirements – Skating Skills Tests

5000 Skating Skills Test Requirements

5010 Classification of Skating Skills Tests

Skating skills tests may be taken and passed independently of the singles, pair, pattern dance and free dance tests. A skater may take and pass skating skills tests higher than the corresponding singles, pair, pattern dance and free dance tests and still be qualified to compete in qualifying and nonqualifying competitions. Competitors should refer to the rules for competition requirements for test and age requirements.

5011 The standard skating skills tests are divided into eight classes which must be taken in the following order:

Standard Skating Skills Test	Prerequisite
Pre-preliminary	None
Standard preliminary	Pre-preliminary skating skills test
Standard pre-bronze	Standard preliminary skating skills test
Standard bronze	Standard pre-bronze skating skills test
Standard pre-silver	Standard bronze skating skills test or adult gold skating skills test (adult 21+ or adult 50+ passing average)
Standard silver	Standard pre-silver skating skills test
Standard pre-gold	Standard silver skating skills test
Standard gold	Standard pre-gold skating skills test

A. To qualify for any standard skating skills test, the candidate must have completed the relevant prerequisites shown in this rule 5011.

5012 The adult skating skills tests are divided into eight classes which must be taken in the following order:

Adult Skating Skills Test	Candidate	Prerequisite
Adult pre-bronze	N/A	None
Adult bronze	Adult 21+	Adult pre-bronze skating skills test or pre-preliminary skating skills test
	Adult 50+	Adult pre-bronze skating skills test or pre-preliminary skating skills test
Adult silver	Adult 21+	Adult bronze skating skills test (adult 21+ passing average) or standard preliminary skating skills test
	Adult 50+	Adult bronze skating skills test (adult 21+ or adult 50+ passing average) or standard preliminary skating skills test
Adult gold	Adult 21+	Adult silver skating skills test (adult 21+ passing average) or standard pre-bronze skating skills test
	Adult 50+	Adult silver skating skills test (adult 21+ or adult 50+ passing average) or standard pre-bronze skating skills test
Adult intermediate	Adult 21+	Adult gold skating skills test (adult 21+ passing average) or standard bronze skating skills test
	Adult 50+	Adult gold skating skills test (adult 21+ or adult 50+ passing average) or standard bronze skating skills test
Adult novice	Adult 21+	Adult intermediate skating skills test (adult 21+ passing average) or standard pre-silver skating skills test
	Adult 50+	Adult intermediate skating skills test (adult 21+ or adult 50+ passing average) or standard pre-silver skating skills test
Adult junior	Adult 21+	Adult novice skating skills test (adult 21+ passing average) or standard silver skating skills test
	Adult 50+	Adult novice skating skills test (adult 21+ or adult 50+ passing average) or standard silver skating skills test
Adult senior	Adult 21+	Adult junior skating skills test (adult 21+ passing average) or standard pre-gold skating skills test
	Adult 50+	Adult junior skating skills test (adult 21+ or adult 50+ passing average) or standard pre-gold skating skills test

A. To qualify for any adult skating skills test, the candidate must be 21 years of age or older and must have completed the relevant prerequisites as shown above. To qualify as an adult 50+ candidate, the candidate must be 50 years of age or older and must have completed the relevant prerequisites shown in this rule 5012.

B. A candidate who meets the age requirements in rule 5012 (A) who would like to take an adult skating skills test as an adult 50+ candidate must specify this when registering to take the test. If the candidate does not specify, it will be assumed that the candidate is taking the test as an adult 21+ candidate, regardless of the candidate's age.
C. Skating skills equivalencies are allowed in one direction only from the standard track to the adult track, not from the adult track to the standard track, except that adult skaters who have passed the adult gold skating skills test (adult 21+ or adult 50+ passing average) are permitted to take the standard pre-silver skating skills test without testing the pre-preliminary or standard preliminary through bronze skating skills tests.

5013 The Skate United skating skills tests are divided into eight classes which must be taken in the following order:

Skate United Skating Skills Test	Prerequisite
Pre-preliminary	none
Skate United preliminary	Skate United pre-preliminary skating skills test or pre-preliminary skating skills test
Skate United pre-bronze	Skate United preliminary skating skills test or standard preliminary skating skills test
Skate United bronze	Skate United pre-bronze skating skills test or standard pre-bronze skating skills test
Skate United pre-silver	Skate United bronze skating skills test or bronze skating skills test
Skate United silver	Skate United pre-silver skating skills test or standard pre-silver skating skills test
Skate United pre-gold	Skate United silver skating skills test or standard silver skating skills test
Skate United gold	Skate United pre-gold skating skills test or standard pre-gold skating skills test

A. The Skate United test track is for candidates who have physical disabilities, as defined by the Americans with Disabilities Act (ADA). Candidates must complete the prerequisites as shown in this rule 5013.
B. Skating skills equivalencies are allowed in one direction only from the standard track to the Skate United track, not from the Skate United track to the standard track. (Example: a skater who passes the standard pre-silver skating skills test is eligible to take the Skate United silver skating skills test; however, a skater who passes the Skate United pre-silver skating skills test is not eligible to then take the standard silver skating skills test.
C. Skate United candidates who need additional accommodations may also apply for a Skating Accommodations Memorandum as outlined in rule 4005.

5014 The adaptive skating skating skills tests are divided into four classes:

Adaptive Skating Skating Skills Test
Adaptive skating pre-bronze
Adaptive skating bronze
Adaptive skating silver
Adaptive skating gold

A. An adaptive skating skating skills test may be given to any Special Olympics or adaptive skating athlete who is registered with a Special Olympics or adaptive skating program.
B. Adaptive skating skating skills tests are a separate series of tests. Skaters may begin taking adaptive skating skating skills tests at any level; however, the passing of a lower level adaptive skating skating skills test does not qualify the candidate to take the next higher level standard, Skate United, or adult skating skills test.
C. Skating skills tests may be given to adaptive skating candidates at all levels specified in rules 5011, 5012, 5013, and 5014, regardless of the age of the athlete.

5020 General Requirements for Skating Skills Tests

5021 Skating skills are basic skating moves not set to music. The terms and judging standards applied to skating skills are for basic skating.
A. The elements in the skating skills tests must be skated in the order as set forth in the schedule of tests.
B. Each element must be commenced from a standing, stationary position with a maximum of seven introductory steps unless specified otherwise in these rules. (See rule 5036.)
C. The steps must be skated in general accordance with the diagrams and descriptions.
D. Directed by the judge-in-charge, when applicable, skaters will select the area on the ice surface for their skating skills elements.
E. Soft background music is permitted.

5022 There are no restrictions on the use of painted lines or marks on the ice for skating skills tests.

5030 Marking of Skating Skills Tests

5031 Pre-preliminary and adult pre-bronze skating skills tests are marked "pass," "pass with honors" or "retry" for the entire test. Adaptive skating skating skills tests are marked "pass" or "retry" for the entire test. For all other skating skills test levels, each skating skills element will be marked on a scale ranging from -3 to +3, in whole number increments, with "0" equal to passing average for test level expectation.

5032 Skating skills must be skated with good edges, control, flow, extension, carriage and rhythm. An even speed and flow should be maintained throughout. Maximum utilization of the ice surface is desirable. Ice coverage must not be obtained by the use of flat or shallow edges. In assigning marks, the following must be considered:

A. **Accuracy:** The correct start, steps and adherence to the general pattern.

B. **Edge quality:** Initiated through proper body alignment over the skating foot, creating a stable arc that travels uninterrupted until a required transition takes place. Depth of edge refers to the acuteness of the arc and is created by the lean of the body and the angle of the blade when it takes the ice. Good edge quality results in a confident, sure and controlled movement.

C. **Turn execution:** The proper skill and technique of how the turn should be performed. The correct entry and exit edges are to be adequate and maintained throughout the turn for its identification.

D. **Extension:** The general carriage should be erect, characterized by an extended bodyline. The angle of the head follows naturally from the line of the back; the arms should be naturally extended with the shoulders down and back. The skater's hands should follow the line of the movement being executed. The final extended position should be executed in a controlled manner and should achieve the maximum length of all body lines.

E. **Quickness:** Refers to foot speed. It is precise, rapid and crisp execution of turns, changes of edge and transitions. Quickness does not refer to the overall pace at which the move is skated, although in some moves the foot speed will result in a brisk and continuous cadence. Refinements to acknowledge include quick movement that is quiet, fluid and continuous without disturbing the proper and erect carriage of the upper body or interrupting the established rhythm.

F. **Power:** The creation and maintenance of speed and flow without visible effort. It is developed by a continuous rise and fall of the skating knee together with the pressure of the edge of the blade against the ice. (The skater should demonstrate the ability to exert equal pressure against the surface of the ice on both the right and left foot.) End products of power are (1) velocity, speed or pace; (2) flow across the ice; and (3) acceleration.

G. **Continuous flow:** The skater's ability to maintain a consistent and undisturbed running edge across the ice. Flow does not necessarily relate to the speed at which the skater is traveling as it is sometimes best recognized as the skater starts to slow.

H. **Posture/carriage:** The proper alignment of the hips, back, arms and shoulders, and head over the skate. Unless the move requires a variation, typically, the skater's back should be straight, with the spine and head perpendicular to the surface of the ice. The arms should be extended out from the shoulders, level and relaxed. The free leg should be in a straight line and slightly turned out from the free hip to the free toe.

I. **Bilateral movement:** The ability to execute movements on both sides of the body, clockwise and counterclockwise, forward and backward.

J. **Strength:** The creation and maintenance of balance and flow developed by a continuous rise and fall of the skating knee together with the pressure of the edge of the blade against the ice. (The skater should demonstrate the ability to exert equal pressure against the ice with both the right and left foot.) End products of strength are (1) good posture; (2) flow across the ice; and (3) consistent pace.

5033 An effortless, flowing and graceful execution should be achieved. Subject to a general conformity with the basic requirements and within the limits of the following rules, the skater is permitted complete freedom with respect to the following positions:

A. The head should be carried in an upright position, relaxed and held naturally;

B. The upper body should be upright, but not stiff;

C. The arms should be held gracefully;

D. The free leg should be extended, with the toe pointed.

5034 For adult 21+ candidates (adult intermediate through adult senior skating skills tests) and Skate United candidates, the candidate should show the same level of achievement as that of a standard candidate at one test level below. For adult 50+ candidates (adult intermediate through adult senior skating skills tests), the candidate should show the same level of achievement as that of a standard candidate at two test levels below. For adult 50+ candidates (adult bronze through adult gold skating skills tests), the candidate should show the same level of achievement as that of an adult 21+ candidate at one test level below.

5035 If a skater starts a move on the wrong foot or skates a move other than that prescribed, the judge-in-charge must draw attention to the mistake as soon as possible. The mistake must be treated as a false start. Such fresh start must be allowed only once per move without penalty. (See rule 5036.)

5036 **Mandatory Deductions:** Certain errors in skating skills tests (with the exception of pre-preliminary, adult pre-bronze and adaptive skating skating skills tests) require a mandatory deduction of one point (-1) from the mark that would have otherwise been given for that element and do not require a reskate of the element in question in order to pass the test. Such errors are:

A. Exceeding the seven introductory steps;

B. Not starting from a standing, stationary position when required;

C. Incorrect execution of a second fresh start.

5037 For all skating skills tests except the pre-preliminary, adult pre-bronze and adaptive skating skating skills tests the following information is listed:

A. Pass total: The total points which must be obtained for the test from an individual judge in order to obtain a "pass" from that judge.
B. Honors total: The total points which must be obtained for the test from an individual judge in order to obtain a "pass with honors" from that judge.
C. Distinction total: The total points which must be obtained for the test from an individual judge in order to obtain a "pass with distinction" from that judge.

5038 In order to pass a skating skills test, a candidate must have received a "pass total" or a "pass" for the entire test from a majority of the judges. In the case where there is no majority test result among the panel, the second highest result among the panel is awarded (i.e. if results are "pass," "pass with honors," and "pass with distinction," the skater is awarded "pass with honors").

5039 Adaptive Skating Skating Skills Tests:

Adaptive skating skating skills tests are to be judged on a "pass" or "retry" basis.

A. To pass a standard or adult skating skills test as an adaptive skating candidate, a candidate should achieve a comfortable level of performance with the new concepts introduced at each level.
B. All elements may be reskated one time at the request of the judge-in-charge. Additional reskates will be at the discretion of the judge-in-charge.
C. There is no focus for any element.
D. Special Olympics and adaptive skating candidates may be assisted during the test by a coach or another athlete from the boards or on the ice.
E. Guidelines and specific examples of appropriate verbal cues, translations or prompting can be found in the Adaptive Skating Manual on usfigureskating.org.

5040 Reskating Any Element of a Skating Skills Test:

A. At the completion of any test and before any other test is conducted, the judge-in-charge must ask the other two judges individually if they wish to see any element reskated before the judges turn in their judging sheets. Should the judges wish a reskate, they must indicate to the judge-in-charge what they wish to be reskated. This must be done privately without conference. If a majority of the panel requests a reskate, the judge-in-charge will direct the skater to reskate the agreed-upon element. If the judges do not agree on which element to reskate, the judge-in-charge will decide. A brief rest and warm-up is permitted before the reskate is performed.
B. A reskate may only be requested if warranted in order to mark a test as "pass", not as "pass with honors" or "pass with distinction."
C. After a skating skills test, one element may be reskated, if necessary. The reskate may consist of the entire element or a portion of the element.

5100 Test Expectations, Required Elements, Pass Totals and Approximate Times for Standard and Skate United Skating Skills Tests and Adult Intermediate through Senior Skating Skills Tests

For judging panel requirements for skating skills tests, see rule 4532.

5101 Pre-Preliminary Skating Skills Test

Test expectations: The purpose of this test is to encourage beginning skaters to learn the fundamentals of ice skating. No great deal of technical ability, carriage or flow is expected. The candidate must show knowledge of the steps, fairly good edges and some evidence of good form. Expectations are equivalent for Skate United candidates.

1. Forward perimeter stroking
2. Basic consecutive edges
3. Forward right and left foot spirals
4. Waltz eight

Pass/pass with honors/retry: The entire test will be marked on a "pass," "pass with honors" or "retry" basis only, and individual marks will not be awarded. The "pass," "pass with honors" or "retry" will be arrived at by consideration of the composite of each element in relation to the whole. One element may be reskated, if necessary (see rule 5040).

Diagrams are available beginning on page SS-3

Approximate time for test: eight minutes

5102 Standard Preliminary Skating Skills Test and Skate United Preliminary Skating Skills Test

Test expectations: The purpose of this test is to continue the encouragement of beginning skaters to learn the fundamentals of ice skating. Standard candidates must show knowledge of the steps and a good sense of power (speed and flow). Attention should be given to depth of edges and proper curvature of lobes. For Skate United candidates, see rule 5034.

1. Forward and backward crossovers
2. Consecutive outside and inside spirals
3. Forward power three-turns
4. Alternating forward three-turns
5. Forward circle eight
6. Alternating backward crossovers to backward outside edges

One element may be reskated, if necessary (see rule 5040).

Diagrams are available beginning on page SS-7

Pass total: 0 to 6 points
Honors total: 7 to 12 points
Distinction total: 13 to 18 points
Approximate time for test: 10 minutes

5103 Standard Pre-Bronze Skating Skills Test and Skate United Pre-Bronze Skating Skills Test

Test expectations: For standard candidates, the fundamentals of ice skating must be demonstrated, although not necessarily mastered. Good edges, flow, power, extension and posture are required and must be strongly emphasized. For Skate United candidates, see rule 5034.

1. Forward and backward perimeter power stroking
2. FO-BI three-turns in the field
3. FI-BO three-turns in the field
4. Forward and backward power change of edge pulls
5. Backward circle eight
6. Five-step C step sequence

One element may be reskated, if necessary (see rule 5040).

Diagrams are available beginning on page SS-13

Pass total: 0 to 6 points
Honors total: 7 to 12 points
Distinction total: 13 to 18 points
Approximate time for test: 12 minutes

5104 Standard Bronze Skating Skills Test and Skate United Bronze Skating Skills Test

Test expectations: Standard candidates must skate the correct steps and turns on good edges, with good form, flow, power and preciseness to their steps. For Skate United candidates, see rule 5034.

1. Stroking: Forward power circle
2. Stroking: Backward power circle
3. Eight-step C step sequence
4. Forward and backward free skate cross strokes
5. Backward power three-turns
6. Forward double three-turns

One element may be reskated, if necessary (see rule 5040).

Diagrams are available beginning on page SS-19

Pass total: 0 to 6 points
Honors total: 7 to 12 points
Distinction total: 13 to 18 points
Approximate time for test: 10 minutes

5105 Standard Pre-Silver Skating Skills Test, Skate United Pre-Silver Skating Skills Test, and Adult Intermediate Skating Skills Test

Test expectations: Strong, true edges, smooth turns, correct posture and effortless flow are expected of standard candidates. For adult 21+, adult 50+ and Skate United candidates, see rule 5034.

1. Backward double three-turns
2. Spiral sequence
3. Brackets in the field sequence
4. Forward twizzles
5. Inside slide chassé pattern

One element may be reskated, if necessary (see rule 5040).

Diagrams are available beginning on page SS-25

Pass total: 0 to 5 points
Honors total: 6 to 10 points
Distinction total: 11 to 15 points
Approximate time for test: 12 minutes

5106 Standard Silver Skating Skills Test, Skate United Silver Skating Skills Test, and Adult Novice Skating Skills Test

Test expectations: Standard candidates must give a performance that is generally good. The preciseness of the footwork should be nearly faultless, the body motion well timed, and the flow and power very good. No major consistent errors should be in evidence. For adult 21+, adult 50+ and Skate United candidates, see rule 5034.

1. Inside three-turns/rocker S steps
2. Forward and backward outside counters
3. Forward and backward inside counters
4. Forward loops
5. Backward rocker S step sequence
6. Backward twizzles

One element may be reskated, if necessary (see rule 5040).

Diagrams are available beginning on page SS-30

Pass total: 0 to 6 points
Honors total: 7 to 12 points
Distinction total: 13 to 18 points
Approximate time for test: 12 minutes

5107 Standard Pre-Gold Skating Skills Test, Skate United Pre-Gold Skating Skills Test, and Adult Junior Skating Skills Test

Test expectations: Standard candidates must give a performance that is generally very good in all respects. Focus should be on power, flow, edge quality, line and footwork control. For adult 21+, adult 50+ and Skate United candidates, see rule 5034.

1. Forward and backward outside rockers
2. Forward and backward inside rockers
3. Power pulls
4. S step sequence
5. Backward loop pattern
6. Straight line step sequence

One element may be reskated, if necessary (see rule 5040).

Diagrams are available beginning on page SS-36

Pass total: 0 to 6 points
Honors total: 7 to 12 points
Distinction total: 13 to 18 points
Approximate time for test: 12 minutes

5108 Standard Gold Skating Skills Test, Skate United Gold Skating Skills Test, and Adult Senior Skating Skills Test

Test expectations: Standard candidates must give an excellent performance, displaying power, strong edge control and depth, extension and precise footwork control. For adult 21+, adult 50+ and Skate United candidates, see rule 5034.

1. Sustained edge step
2. Spiral sequence
3. BO power double three-turns to power double inside rockers
4. BI power double three-turns to power double outside rockers
5. Serpentine step sequence

One element may be reskated, if necessary (see rule 5040).

Diagrams are available beginning on page SS-42

Pass total: 0 to 5 points
Honors total: 6 to 10 points
Distinction total: 11 to 15 points
Approximate time for test: 12 minutes

5110 Test Expectations, Required Elements, Pass Totals and Approximate Times for Adult Pre-Bronze through Gold Skating Skills Tests

For judging panel requirements for skating skills tests, see rule 4532.

5111 Adult Pre-Bronze Skating Skills Test

Test expectations: Expectations for this test align with the pre-preliminary skating skills test. The purpose of this test is to encourage beginning adult skaters to learn the fundamentals of ice skating. No great deal of technical ability, carriage or flow is expected. Candidates must show knowledge of the steps, fairly good edges and some evidence of good form.

1. Forward perimeter stroking
2. Basic consecutive edges
3. Forward right and left foot spirals
4. Waltz eight
5. Forward and backward crossovers

One element may be reskated, if necessary (see rule 5040).

Pass/pass with honors/retry: The entire test will be marked on a "pass," "pass with honors" or "retry" basis only, and individual marks will not be awarded. The "pass," "pass with honors" or "retry" will be arrived at by consideration of the composite of each element in relation to the whole.

One element may be reskated, if necessary (see rule 5040).

Diagrams are available beginning on page SS-47

Approximate time for test: 10 minutes

5112 Adult Bronze Skating Skills Test

Test expectations: Expectations for adult 21+ candidates align with the preliminary skating skills test. The purpose of this test is to continue the encouragement of beginning adult skaters to learn the fundamentals of ice skating. The candidate must show knowledge of the steps and a sense of continuous flow and strength. Attention should be given to depth of edges and proper curvature of lobes. For adult 50+ candidates, see rule 5034.

1. Forward and backward perimeter power stroking
2. Forward power three-turns
3. Alternating backward crossovers to backward outside edges
4 Forward circle eight
5. Five-step C step sequence

One element may be reskated, if necessary (see rule 5040).

Diagrams are available beginning on page SS-52

Pass total: 0 to 5 points

Honors total: 6 to 10 points

Distinction total: 11 to 15 points

Approximate time for test: 12 minutes

5113 Adult Silver Skating Skills Test

Test expectations: Expectations for adult 21+ candidates align with the pre-bronze skating skills test. The fundamentals of ice skating must be demonstrated, although not necessarily mastered. Good edges, flow, strength, extension and form are required and must be strongly emphasized. For adult 50+ candidates, see rule 5034.

1. Eight-step C step sequence
2. Forward and backward free skate cross strokes
3. FO-BI three-turns in the field
4. FI-BO three-turns in the field
5. Consecutive outside and inside spirals
6. Forward and backward power change of edge pulls

One element may be reskated, if necessary (see rule 5040).

Diagrams are available beginning on page SS-57

Pass total: 0 to 6 points

Honors total: 7 to 12 points

Distinction total: 13 to 18 points

Approximate time for test: 14 minutes

5114 Adult Gold Skating Skills Test

Test expectations: Expectations for adult 21+ candidates align with the bronze skating skills test. Candidates must skate the correct steps and turns on good edges, with good form, flow, strength and preciseness to their steps. For adult 50+ candidates, see rule 5034.

1. Stroking: Forward power circle
2. Stroking: Backward power circle
3. Forward double three-turns
4. Backward double three-turns
5. Backward circle eight
6. Brackets in the field

One element may be reskated, if necessary (see rule 5040).

Diagrams are available beginning on page SS-63

Pass total: 0 to 6 points
Honors total: 7 to 12 points
Distinction total: 13 to 18 points
Approximate time for test: 15 minutes

5120 Test Expectations, Required Elements, Pass Totals and Approximate Times for Adaptive Skating Skating Skills Tests

For judging panel requirements for skating skills tests, see rule 4532.

5121 Adaptive Skating Pre-Bronze Skating Skills Test

Test expectations: The purpose of this test is to encourage beginning skaters to learn the fundamentals of ice skating. No great deal of technical ability, carriage or flow is expected. The candidate must show knowledge of the steps, fairly good edges and some evidence of good form.

1. Forward perimeter stroking (clockwise and counterclockwise)
2. Basic consecutive forward edges (inside and outside)
3. Forward crossovers in a figure eight
4. Forward outside three-turns (left and right) (There is no diagram for this move.)

All elements may be reskated once at the request of the judge-in-charge. Additional reskates will be at the discretion of the judge-in-charge (see rule 5039).

Pass/retry: The entire test will be marked on a "pass" or "retry" basis only, and individual marks will not be awarded. The "pass" or "retry" will be arrived at by consideration of the composite of each element in relation to the whole.

Diagrams are available beginning on page SS-69

Approximate time for test: 10 minutes

5122 Adaptive Skating Bronze Skating Skills Test

Test expectations: The purpose of this test is to continue the encouragement of beginning skaters to learn the fundamentals of ice skating. The candidate must show knowledge of the steps and a good sense of flow.

1. Forward and backward crossovers in a figure eight
2. Forward right and left foot spirals or lunges
3. Basic consecutive backward edges (inside and outside)
4. Alternating forward three-turns
5. A right forward inside edge to left backward inside edge open C step. The free leg should be extended before and after the turn. (There is no diagram for this move.)

All elements may be reskated once at the request of the judge-in-charge. Additional reskates will be at the discretion of the judge-in-charge (see rule 5039).

Pass/retry: The entire test will be marked on a "pass" or "retry" basis only, and individual marks will not be awarded. The "pass" or "retry" will be arrived at by consideration of the composite of each element in relation to the whole.

Diagrams are available beginning on page SS-72

Approximate time for test: 10 minutes

5123 Adaptive Skating Silver Skating Skills Test

Test expectations: The purpose of this test is to continue encouragement, with fundamentals of ice skating being demonstrated. Good edges, flow, extension and posture are emphasized, although not necessarily mastered.

1. Forward and backward perimeter power stroking
2. Five-step C step sequence
3. Forward circle eight
4. Circular sequence (clockwise and counter clockwise)
5. Waltz three-step sequence

All elements may be reskated once at the request of the judge-in-charge. Additional reskates will be at the discretion of the judge-in-charge (see rule 5039).

Pass/retry: The entire test will be marked on a "pass" or "retry" basis only, and individual marks will not be awarded. The "pass" or "retry" will be arrived at by consideration of the composite of each element in relation to the whole.

Diagrams are available beginning on page SS-76

Approximate time for test: 10 minutes

5124 Adaptive Skating Gold Skating Skills Test

Test expectations: Expectations for this test align with the fundamentals of ice skating. Skater should demonstrate, although not necessarily master, the following: good edges, flow, extension and form.

1. Eight-step C step sequence
2. Forward and backward free skate cross strokes
3. Alternating right forward changes of edge and left forward three-turns
4. Alternating left forward changes of edge and right forward three-turns
5. Alternating backward crossovers to backward outside edges
6. Backward circle eight

All elements may be reskated once at the request of the judge-in-charge. Additional reskates will be at the discretion of the judge-in-charge (see rule 5039).

Pass/retry: The entire test will be marked on a "pass" or "retry" basis only, and individual marks will not be awarded. The "pass" or "retry" will be arrived at by consideration of the composite of each element in relation to the whole.

Diagrams are available beginning on page SS-81

Approximate time for test: 10 minutes

Notes

Technical Requirements – Singles

6000 Singles Rules

U.S. Figure Skating reserves the right to incorporate revisions made by the ISU for junior and senior events. The revisions or clarifications made to the international judging system by the ISU may be adopted by U.S. Figure Skating at its discretion at any time after the revision or clarification is issued. Revisions or clarifications will be posted as Technical Notifications on usfigureskating.org and, when applicable, published in the next U.S. Figure Skating rulebook.

A. The short program and the well-balanced free skate requirements will be reviewed by the Singles Development and Technical Committee and published on usfigureskating.org no later than July 1 each season.
B. The chair of the Singles Development and Technical Committee, in consultation with the vice chair of development, the vice chair of technical, and the technical panel representative on the Singles Development and Technical Committee, will determine the short program and well-balanced free skate elements for levels other than junior and senior to correspond with the elements available each year. The list will be published on usfigureskating.org.
C. The chair of the Adult Skating Committee will determine the free skate elements for the adult and masters events to correspond with the elements available each year. The list will be published on usfigureskating.org.

6001 Use of IJS

Competitions and categories that are required to use the international judging system (IJS) are listed in rule 1041.

6010 Conduct of Singles Events

6020 Singles Event Names

6021 The title "men" or "women" will apply to all singles events at or above the intermediate level, all adult singles events, all intercollegiate singles events and all open singles events. All other singles events will use the title "boys" or "girls." If boys and girls are competing against each other at the pre-juvenile level or lower, the title "singles" will apply (i.e. pre-juvenile singles free skate).

6030 Clothing and Equipment – Singles

6031 The clothing of the competitors must be modest, dignified and appropriate for athletic competitions or tests, not garish or theatrical in design. Clothing may, however, reflect the character of the music chosen.

A. The skating clothing worn in actual competition may bear the manufacturer logo with a maximum of 30 square centimeters.
B. Warm-up suits may bear the name of the manufacturer and up to six logos provided they are dignified, with a maximum of 30 square centimeters each, and do not refer to tobacco, alcohol, sports betting or other categories prohibited by U.S. Figure Skating or exclusively held by its official sponsors. Warm-up suits with logos that are in conflict with U.S. Figure Skating sponsors or partners may not be worn during televised events.

6032 Clothing must not give the effect of excessive nudity inappropriate for the discipline.

6033 For domestic competitions and tests, there are no restrictions on attire related to gender. If a skater is participating in an ISU sanctioned event, they must follow ISU rules for their respective discipline.

6034 For domestic competitions and tests, costume requirements are inclusive of necessary medical/adaptive equipment aids. There are no restrictions on choosing to wear required equipment aids, however they should not be theatrically enhanced or be used as a prop. If a team is participating in an ISU sanctioned event, they must follow the ISU rules for their respective discipline.

6035 Accessories and props are not permitted.

6036 Any ornamentation attached to the clothing must be firmly fastened so as not to fall off while skating under normal competitive conditions.

6037 *Skate blades:* Figure skating blades used during competitions and tests (or hockey skate blades used during skating skills tests or skating skills events at competitions) must be sharpened to produce a flat to concave cross section without change to the width of the blade as measured between the two edges. However, a slight tapering or narrowing of the cross section of the blade is permitted.

6040 Music – Singles

The program shall be skated in harmony with the music chosen by the competitor. For singles short program and free skate, vocal music with lyrics is permitted.

6050 Duration of Skating – Singles

Timing starts from the moment the skater begins to move or skate. Timing stops when the skater comes to a complete stop at the end of the program.

6051 Permissible Time Allowance – Short Programs

The duration of juvenile, intermediate, and novice short programs must not exceed the maximum time allowed, but may be less, provided that all technical elements are included. Skaters are allowed to finish junior and senior short programs within 10 seconds plus or minus the required time. Should a junior or senior short program be 30 or more seconds short of the prescribed range, no marks will be awarded. Any element started after the permissible time will be considered in the marking as omitted. See rules 6913 and 1071 (C) for deductions for programs that exceed the time limit using the CJS and the IJS respectively.

A. Senior short program: 2:40 +/- 10 seconds
B. Junior short program: 2:40 +/- 10 seconds
C. Novice short program: 2:30 max
D. Intermediate short program: 2:10 max
E. Juvenile short program: 2:10 max

6052 Permissible Time Allowance – Free Skates

Skaters are allowed to finish all free skates (except for pre-preliminary and all adult singles free skate events) within 10 seconds plus or minus the required time. The duration of pre-preliminary and adult singles free skate events must not exceed the maximum time allowed, but may be less, provided that all technical elements are included. Any element started after the permissible time must not be marked and will receive no value. Should the program be 30 or more seconds short of the prescribed range, no marks will be awarded. See rules 6914 and 1071 (C) for deductions using the CJS and the IJS respectively for programs that do not finish within the range of time allowed.

A. Senior free skate: 4:00 +/- 10 seconds
B. Junior free skate: 3:30 +/- 10 seconds
C. Novice free skate: 3:30 +/- 10 seconds
D. Intermediate free skate: 3:00 +/- 10 seconds
E. Juvenile free skate: 2:30 +/- 10 seconds
F. Pre-juvenile free skate: 2:00 +/- 10 seconds
G. Preliminary free skate: 2:00 +/- 10 seconds
H. Pre-preliminary free skate: 1:40 max
I. Championship masters junior-senior and masters junior-senior free skate: 3:10 max
J. Championship masters intermediate-novice and masters intermediate-novice free skate: 3:10 max
K. Championship adult gold and adult gold free skate: 2:50 max
L. Championship adult silver and adult silver free skate: 2:20 max
M. Adult bronze free skate: 1:50 max
N. Adult pre-bronze free skate: 1:40 max

6060 Composition of Singles Events

6061 Senior, junior, novice and intermediate singles events shall consist of a short program and a free skate. The short program must precede the free skate except in qualifying rounds.

6062 Juvenile singles events shall consist of free skate only; however, at nonqualifying competitions, juvenile short programs may be offered.

6063 For the adult championships, all singles events shall consist of free skate only.

6070 Segment Descriptions

6080 Short Program Description

The short program for singles consists of required elements skated in harmony with the music chosen by the competitor. The sequence of the elements is optional.

A. The short program for senior and junior singles shall consist of seven required elements.
B. The short program for novice, intermediate, and juvenile singles shall consist of six required elements.

6090 Free Skate Description

6091 The free skate consists of a well-balanced program of free skate elements such as jumps, spins, steps and other linking movements executed with a minimum of two-footed skating in harmony with music of the skater's choice.

6092 Within the applicable well-balanced program requirements of the skater's level, the skater has complete freedom to select the free skate elements, the sum of which will comprise the program. All elements are to be linked together by connecting steps of a different nature and by other comparable free skating movements while fully utilizing the entire ice surface (forward and backward crossovers are not considered to be connecting steps). Special attention must be given to choreography, expression, interpretation of the music, intricate footwork and transitions between elements.

6093 The free skate elements will consist of the following number of elements (note: current and future season requirements can be found on usfigureskating.org):

Level	Maximum Elements for Singles Free Skates			
	Total	Jump Elements	Spin Elements	Sequences
Senior Free Skate	11	6	3	2
Junior Free Skate	10	6	3	1
Novice Free Skate	10	6	3	1
Intermediate Free Skate	9	6	2	1
Juvenile Free Skate	8	5	2	1
Pre-juvenile Free Skate	8	5	2	1
Preliminary Free Skate	8	5	2	1

Level	Maximum Elements for Singles Free Skates			
	Total	Jump Elements	Spin Elements	Sequences
Pre-Preliminary Free Skate	8	5	2	1
Championship Masters Junior-Senior Free Skate	10	6	3	1
Championship Masters Intermediate-Novice Free Skate	10	6	3	1
Championship Adult Gold and Adult Gold Free Skate	9	5	3	1
Championship Adult Silver and Adult Silver Free Skate	8	5	2	1
Adult Bronze Free Skate	7	4	2	1
Adult Pre-Bronze Free Skate	6	4	2	0

6100 Singles Definitions, General Criteria and Basic Requirements

6101 Jump element: An individual jump, a jump combination or a jump sequence. (Example: An individual jump is counted as one jump element; a jump combination is counted as one jump element; a jump sequence is counted as one jump element.)

A. **Individual jump**: A jump performed by itself (e.g. not as a jump combination or sequence). Individual jumps are also referred to as solo jumps.

B. **Jump combination:** In a jump combination, the landing foot of a jump is the take-off foot of the next jump.

1. One full revolution on the ice between the jumps (free foot can touch the ice, but no weight transfer) keeps the element in the frame of the definition of a jump combination (but with an error). A jump combination may consist of the same or different jumps.
2. An Euler (half-loop) is considered a non-listed jump, it will have no value when used in a jump combination between two listed jumps and it will not be counted in the number of the allowed jumps of the concerned jump combination. This applies to all levels.
3. An Euler jump cannot be included in the jump combination of a short program. An Euler can be executed, in between two listed jumps, only once in a free skate.
4. If the first jump of a two-jump combination fails to succeed and turns into a non-listed jump, the unit will still be considered as a jump combination.

C. **Jump sequence:** A jump sequence consists of two or three jumps of any number of revolutions, in which the second and/or third jump is an Axel-type jump with a direct step from the landing curve of the first/second jump to the take-off curve of the Axel jump.

1. One full revolution on the ice between the jumps (free foot can touch the ice, but without weight transfer) keeps the element in the frame of the definition of a jump sequence. Jumps executed in a jump sequence receive their full value.
2. An Euler (half-loop) is considered a non-listed jump, it will have no value when used in a jump sequence between two listed jumps, and it will not be counted in the number of the allowed jumps of the concerned jump sequence. After the execution of an Euler (half- loop) no change of foot before the next jump is allowed. An Euler (half-loop) can only be executed once, in between two listed jumps, in a free skate.

D. **Jump repetitions:** Each free skate has different limitations on which jumps can be repeated; however, the following rules are consistently applied at each level:

1. Jumps with the same name but different numbers of revolutions are considered as different jumps. For example, a double loop is considered a different jump than a triple loop.
2. If a jump that is only allowed to be repeated as part of a jump combination or jump sequence is executed twice as a solo jump, the second execution will only receive 80 percent of the base value in IJS events and will be scored according to rule 6914 (C) in CJS events.
3. If a jump is executed more times than allowed, the additional attempt will be treated as an additional element and will not be considered but will count toward the maximum number of jump elements. If the additional jump is executed in a combination or sequence, only the individual jump which is not according to requirements will have no value. The jumps are considered in the order of execution.
4. A toe Walley jump will be called and counted as a toe loop.

E. **Non-listed jump:** See rule 1071 (A)(1)(d) and the List of Jumps at the end of the Technical Requirements – Singles section of the rulebook.

6102 Skating skills sequence: A sequence of movements such as turns, spirals, arabesques, spread eagles, Ina Bauers and flowing moves with strong edges, connected with linking steps and footwork. Skating skills sequences will be judged as transitions rather than as separate elements.

6103 Spins: A spin must have the minimum number of revolutions; however, a spin with less than three revolutions is considered a skating movement and not a spin. For any spin with a change of foot, the change must be preceded and followed by a spin position with at least three revolutions. The minimum number of required revolutions must be counted from the entry

of the spin until its exit (except the final wind-up in spins in one position and flying spins).

A. There are three basic spin positions:
   1. **Camel:** Free leg backwards with the knee higher than the hip level; however, layback, Biellmann and similar variations are still considered as upright spins
   2. **Sit:** The upper part of the skating leg at least parallel to the ice
   3. **Upright:** Any position with the skating leg extended or slightly bent which is not a camel position
      a. **Layback spin:** An upright spin in which head and shoulders are leaning backward with the back arched. The position of the free leg is optional.
      b. **Sideways leaning spin:** An upright spin in which head and shoulders are leaning sideways and the upper body is arched. The position of the free leg is optional.

   All spin positions not according to the above definitions are considered non-basic positions.

B. In an event judged using IJS, a spin that has no basic position with at least two continuous revolutions will have no value unless otherwise noted in a Technical Notification.

C. If a skater falls when entering a spin, or in any failed spin, a spin or spinning movement is allowed immediately after this fall or failure for the purpose of filling time. This additional spin/spinning movement will not be counted as an element.

D. Types of spins:
   1. **Spin combination:** Must have a minimum of two different basic positions with two revolutions in each of these positions anywhere within the spin. Must consist of changes of foot and/or position as specified. A change of foot and a change of position may be made either at the same time or separately. To receive full value in the scale of values in IJS events, a spin combination must include all three basic positions.
      a. If the spinning centers before and after a change of foot are too far apart, and the criteria for two spins are fulfilled, only the part before the change of foot will be counted and considered for level features (in IJS).
      b. The number of revolutions in positions that are non-basic is counted in the total number of revolutions, but changing to a non-basic positions is not considered as a change of position, which can only be from one basic position to another basic position (in IJS).
   2. **Spin in one position:** May change feet (if allowed), but may not change position.
      a. The concluding upright position at the end of the spin (final wind-up) is not considered to be another position, regardless of the number of revolutions, as long as no additional feature (change of edge, variation of position, etc.) is attempted in the final wind-up.
   3. **Flying spin:** A spin with a flying entrance, no change of foot and no change of position.
      a. The concluding upright position at the end of the spin (final wind-up) is not considered to be another position, regardless of the number of revolutions, as long as no additional feature (change of edge, variation of position, etc.) is attempted in the final wind-up.
      b. A spin that begins with a jump and also changes feet and/or position is considered a spin with a flying entry, not a flying spin.
      c. When a spin is commenced with a jump, no rotation is permitted on the ice before the take-off.
   4. **Choreographic spin:** a spin which enhances the choreography of the program and matches the music. It must have a minimum of three consecutive revolutions executed on one or two blades, with any basic or non-basic positions allowed. Change of foot is optional and can be done several times during the spin. The technical panel identifies the choreographic spin, and it will be confirmed once the three consecutive revolutions have been completed. If the choreographic spin cannot be identifiable to the panel, the third performed spin will be considered as the choreographic spin (choreographic spin confirmed). This element has a fixed base value and will be evaluated by the judges in GOE only.

E. **Character**: In a well-balanced free skate, each spin performed must have a different character (abbreviation). Abbreviations can be found in the ISU scale of values for singles. Character is also referred to as "nature".
   1. A spin that begins with a backward entry and a spin that begins with a forward entry are considered to have the same character if they are otherwise the same type of spin. For example: a sit spin with a forward entry has the same character as a sit spin with a backward entry, and a spin combination with a change of foot and a forward entry has the same character as a spin combination with a change of foot and a backward entry.
   2. A spin with a flying entry has a different character than a spin without a flying entry.
   3. A spin with a change of foot has a different character than a spin without a change of foot.
   4. All spin combinations without a change of foot and no flying entry are considered to have the same character, regardless of the number or types of positions. (The same is true for spin combinations with a flying entry – see paragraph 2 of this rule 6103 (E).)
   5. All spin combinations with a change of foot and no flying entry are considered to have the same character, regardless of the number or types of positions and the number of changes of foot. (The same is true for spin combinations with a flying entry – see paragraph 2 of this rule 6103 (E).)

6104 **Spiral:** A position with one blade on the ice and free leg (including knee and foot) higher than the hip level. Spiral positions are classified according to the skating leg (right, left), edge (outside, inside), direction of skating (forward, backward) or position of the free leg (backward, forward, sideways).

A. **Spiral sequence:** Consists primarily of spirals. There must be at least two spiral positions held not less than three seconds each, or at least one spiral position held not less than six seconds.

6105 **Step sequences:** A series of unprescribed steps, turns and/or movements. All step sequences should be executed according to the character of the music. Short stops in accordance with the music are permitted. Non-listed jumps and retrogression are also permitted. Turns and steps must be balanced in their distribution throughout the sequence. Turns are three-turns, twizzles, brackets, loops, counters and rockers. Steps are toe steps, chassés, C steps, S steps, changes of edge and cross rolls. Pattern must be visible and identifiable and should be performed by using almost the full ice surface (e.g. straight line, serpentine, circle, oval or similar shape).

A. **Choreographic step sequence:** Must fit the definition of a step sequence and be visible and identifiable; and it should be performed by using almost the full ice surface (e.g. straight line, serpentine, circle or oval). In IJS events, if it meets these requirements, it will be awarded a fixed base value and will only be evaluated by judges in GOE.

B. **Choreographic sequence:** Consists of at least two different movements like spirals, arabesques, spread eagles, Ina Bauers, hydroblading, any jumps with a maximum of two revolutions, spins, etc. Steps and turns may be used to link the two or more different movements together. Listed elements included in the choreographic sequence will not be called and will not occupy a box. The pattern is not restricted, but the sequence must be clearly visible. The choreographic sequence commences with the first skating movement and is concluded with the preparation to the next element (if the choreographic sequence is not the last element of the program). It can be performed before or after the step sequence. If this requirement is not fulfilled, the sequence will have no value. In IJS events, if the choreographic sequence meets these requirements, it will be awarded a fixed base value and will be evaluated by the judges in GOE.

6106 Illegal elements/movements

For novice and below, somersault-type jumps are not permitted..

6200 Singles Test Requirements

6210 Classification of Singles Tests

6211 The standard singles tests are divided into eight classes which must be taken in the following order:

Standard Singles Test	Prerequisite
Pre-preliminary singles	Pre-preliminary skating skills test
Standard preliminary singles	Standard preliminary skating skills test and pre-preliminary singles test
Standard pre-bronze singles	Standard pre-bronze skating skills test and standard preliminary singles test
Standard bronze singles	Standard bronze skating skills test and standard pre-bronze singles test
Standard pre-silver singles	Standard pre-silver skating skills test and either the standard bronze singles test or adult gold singles test
Standard silver singles	Standard silver skating skills test and standard pre-silver singles test
Standard pre-gold singles	Standard pre-gold skating skills test and standard silver singles test
Standard gold singles	Standard gold skating skills test and standard pre-gold singles test

Any standard singles test may be taken only after the candidate has completed the required skating skills test as listed in the prerequisite column above. No singles test is a prerequisite to any skating skills test.

6212 The adult singles tests are divided into eight classes which must be taken in the following order:

Adult Singles Test	Prerequisite
Adult pre-bronze singles	Adult pre-bronze skating skills test or pre-preliminary skating skills test
Adult bronze singles	Adult bronze skating skills test (adult 21+ or adult 50+ passing average) or standard preliminary skating skills test, and adult pre-bronze singles test or pre-preliminary singles test
Adult silver singles	Adult silver skating skills test (adult 21+ or adult 50+ passing average) or standard pre-bronze skating skills test, and adult bronze singles test or standard preliminary singles test
Adult gold singles	Adult gold skating skills test (adult 21+ or adult 50+ passing average) or standard bronze skating skills test, and adult silver singles test or standard pre-bronze singles
Adult intermediate singles	Adult intermediate skating skills test (adult 21+ or adult 50+ passing average) or standard pre-silver skating skills test, and adult gold singles test or standard bronze singles test
Adult novice singles	Adult novice skating skills test (adult 21+ or adult 50+ passing average) or standard silver skating skills test, and adult intermediate or standard pre-silver singles test

Adult Singles Test	Prerequisite
Adult junior singles	Adult junior skating skills test (adult 21+ or adult 50+ passing average) or standard pre-gold skating skills test, and adult novice or standard silver singles test
Adult senior singles	Adult senior skating skills test (adult 21+ or adult 50+ passing average) or standard gold skating skills test, and adult junior or standard pre-gold singles test

A. The passing of a lower level adult singles test does not qualify the candidate to take the next higher level standard singles test, except as noted in rule 6211.
B. To qualify for any adult singles test, the candidate must be 21 years of age or older and must have passed the preceding adult or standard prerequisite tests listed above. No singles test is a prerequisite to any skating skills test.

6213 The Skate United singles tests are divided into eight classes which must be taken in the following order:

Skate United Singles Test	Prerequisite
Pre-preliminary singles	Pre-preliminary skating skills test
Skate United preliminary singles	Skate United or standard preliminary skating skills test and pre-preliminary singles test
Skate United pre-bronze singles	Skate United or standard pre-bronze skating skills test and Skate United or standard preliminary singles test
Skate United bronze singles	Skate United or standard bronze skating skills test and Skate United or standard pre-bronze singles test
Skate United pre-silver singles	Skate United or standard pre-silver skating skills test and Skate United or standard bronze singles test
Skate United silver singles	Skate United or standard silver skating skills test and Skate United or standard pre-silver singles test
Skate United pre-gold singles	Skate United or standard pre-gold skating skills test and Skate United or standard silver singles test
Skate United gold singles	Skate United or standard gold skating skills test and Skate United or standard pre-gold singles test

A. The Skate United test track is for candidates who have physical disabilities, as defined by the Americans with Disabilities Act (ADA). Candidates must complete the prerequisites as shown in this rule 6213.
B. Singles test equivalencies are allowed in one direction only from the standard track to the Skate United track, not from the Skate United track to the standard track. (Example: a skater who passes the standard pre-silver singles and standard silver skating skills tests is eligible to take the Skate United silver singles test; however, a skater who passes the Skate United pre-silver singles and Skate United silver skating skills tests is not eligible to then take the standard silver singles test.)
C. Skate United candidates who need additional accommodations may also apply for a Skating Accommodations Memorandum as outlined in rule 4005.

6214 The adaptive skating singles tests are divided into four classes which must be taken in the following order:

Adaptive Skating Singles Test
Adaptive skating pre-bronze singles
Adaptive skating bronze singles
Adaptive skating silver singles
Adaptive skating gold singles

A. Skating skills tests are not prerequisites for adaptive skating singles tests.
B. An adaptive skating singles test may be given to any Special Olympics or adaptive skating athlete who is registered with a Special Olympics or adaptive skating program.
C. Adaptive skating singles tests are a separate series of tests. Skaters may begin taking adaptive skating singles tests at any level; however, the passing of a lower level adaptive skating singles test does not qualify the candidate to take the next higher level standard, adult or Skate United singles test.
D. Singles tests may be given to adaptive skating candidates at all levels specified in rules 6211, 6212, 6213, and 6214, regardless of the age of the athlete.

6220 General Requirements for Singles Tests

6221 For singles tests, music is chosen by the candidate. Vocal music with lyrics is permitted.

6222 In the event of a substantive change to any singles well-balanced free skate requirement(s) by the ISU or U.S. Figure Skating, the chair of the Singles Development and Technical Committee will revise the affected singles test(s) to include such change(s) as soon as practical. The chair will notify the chairs of the Judges, Rules and Tests Committees, and U.S. Figure Skating will post the change on usfigureskating.org, notify club test chairs and ensure test forms are modified accordingly.

6230 Marking of Singles Tests

6231 Pre-preliminary and adult pre-bronze singles tests are marked "pass," "pass with honors" or retry" only for the entire test. Adaptive skating tests are marked "pass" or "retry" only for the entire test. For all other singles test levels, marks will be awarded on a scale ranging from -3 to +3, in whole number increments, with "0" equal to passing average for test level expectation. Three marks must be awarded. The first mark is for "elements," the second mark is for "skating," and the third mark is for "program."

6232 The following must be observed:

A. During the skating of singles tests with a program:
   1. Elements: see rules 6100-6106
   2. Skating: see rule 6923 (A)(3)
   3. Program: see rule 6923 (A)(1-2)

B. During the skating of singles tests without a program:
   1. Elements: see rules 6100-6106

6233 For adult candidates (adult intermediate through senior singles tests) and Skate United candidates, the candidate should show the same level of achievement as that of a standard candidate at one test level below.

6234 Mandatory Deductions:

A. If the skater fails to finish a singles test program within the maximum time duration allowed under rule 6052, a penalty of one point (-1) is deducted from the total for up to every 10 seconds in excess. (See rule 4513.)
   1. Adult intermediate and novice singles tests must not exceed the maximum program length of the masters intermediate-novice singles well-balanced free skate requirements in rule 6521.
   2. Adult junior and senior singles tests must not exceed the maximum program length of the masters junior-senior singles well-balanced free skate requirements in rule 6511.

B. Illegal elements/movements: (see rule 6106), a penalty of one point (-1) is deducted from the total for each occurrence

6235 For all singles tests except the pre-preliminary, adult pre-bronze and adaptive skating singles tests the following information is listed:

A. Pass total: The total points which must be obtained for the test from an individual judge in order to obtain a "pass" from that judge.

B. Honors total: The total points which must be obtained for the test from an individual judge in order to obtain a "pass with honors" from that judge.

C. Distinction total: The total points which must be obtained for the test from an individual judge in order to obtain a "pass with distinction" from that judge.

6236 In order to pass a singles test, a candidate must have received a "pass total" or a "pass" for the entire test from a majority of the judges. In the case where there is no majority test result among the panel, the second highest result among the panel is awarded (i.e. if results are "pass," "pass with honors," and "pass with distinction," the skater is awarded "pass with honors").

6237 Adaptive Skating Singles Tests:

Adaptive skating singles tests are to be judged on a "pass" or "retry" basis.

A. To pass a standard or adult singles test as an adaptive skating candidate, a candidate should achieve a comfortable level of performance with the new concepts introduced at each level.

B. Any number of elements may be reskated at the request of the judge-in-charge.

C. Adaptive skating candidates may be assisted during the test by a coach or another athlete from the boards or on the ice.

D. Guidelines and specific examples of appropriate verbal cues, translations or prompting can be found in the Adaptive Skating Manual on usfigureskating.org.

6238 Reskating Any Element of a Singles Test:

A. At the completion of any test and before any other test is conducted, the judge-in-charge must ask the other two judges individually if they wish to see any element reskated before the judges turn in their judging sheets. Should the judges wish a reskate, they must indicate to the judge-in-charge what they wish to be reskated. This will be done privately without conference. If a majority of the panel requests a reskate, the judge-in-charge will direct the skater to reskate the agreed-upon element(s). If the judges do not agree on which element(s) to reskate, the judge-in-charge will decide. A brief rest and warm-up is permitted before the reskate is performed.

B. A reskate may only be requested if warranted in order to mark a test as "pass", not as "pass with honors" or "pass with distinction."

C. After a singles test, two different elements may be reskated, if necessary.

D. Upon a request for a reskate, the skater may choose to complete any element that fulfills the stated requirement.

E. A skater who omitted a required element or substituted for a required element in the test may use one of their reskates to fulfill the stated requirement.

6300 Test Expectations and Pass Totals for Standard and Skate United Singles Tests, and Adult Intermediate through Adult Senior Singles Tests

For judging panel requirements for singles tests, see rule 4533.

6301 Pre-Preliminary Singles Test

Test expectations: The purpose of this test is to encourage beginning skaters to learn the fundamentals of singles skating. No great deal of technical ability, carriage or flow is expected. The candidate must show knowledge of the elements, fairly good edges and some evidence of good form. See the Singles Test Requirements Chart on usfigureskating.org for element requirements and optional program duration. Expectations are equivalent for Skate United candidates.

Pass/pass with honors/retry: The entire test will be marked on a "pass," "pass with honors" or "retry" basis only, and individual marks will not be awarded. The "pass," "pass with honors" or "retry" will be arrived at by consideration of the composite of each element in relation to the whole.

6302 Standard Preliminary Singles Test and Skate United Preliminary Singles Test

Test expectations: The purpose of this test is to continue the encouragement of beginning skaters to learn the fundamentals of free skating. Standard candidates must demonstrate knowledge of the elements and a good sense of power (speed/flow). A relationship with the music should be attempted in the program. See the Singles Test Requirements Chart on usfigureskating.org for element requirements and program duration. For Skate United preliminary candidates, see rule 6233.

Pass total: 0 to 3 points
Honors total: 4 to 6 points
Distinction total: 7 to 9 points

6303 Standard Pre-Bronze Singles Test and Skate United Pre-Bronze Singles Test

Test expectations: For standard candidates, the fundamentals of free skating must be demonstrated, although not necessarily mastered. Good edges, flow, power, extension and posture are required for all of the elements of free skating (jumps, spins and connecting moves). The program should utilize the ice surface and demonstrate some relationship with the music. See the Singles Test Requirements Chart on usfigureskating.org for element requirements and program duration. For Skate United candidates, see rule 6233.

Pass total: 0 to 3 points
Honors total: 4 to 6 points
Distinction total: 7 to 9 points

6304 Standard Bronze Singles Test and Skate United Bronze Singles Test

Test expectations: Standard candidates must skate the selected elements (jumps, spins and connecting steps) on good edges, with good form, flow, power and preciseness. Standard candidates must also skate to the music and utilize the ice surface. See the Singles Test Requirements Chart on usfigureskating.org for element requirements and program duration. For Skate United candidates, see rule 6233.

Pass total: 0 to 3 points
Honors total: 4 to 6 points
Distinction total: 7 to 9 points

6305 Standard Pre-Silver Singles Test, Skate United Pre-Silver Singles Test, and Adult Intermediate Singles Test

Test expectations: Strong, smooth edges and turns, combined with correct posture and effortless flow while utilizing the music and the ice surface are expected of standard candidates in all types of free skating elements (jumps, spins and connecting steps). See the Singles Test Requirements Chart on usfigureskating.org for element requirements and program duration. For Skate United candidates, see rule 6233. For the adult intermediate singles test, see rules 6233 and 6234 (A)(1).

Pass total: 0 to 3 points
Honors total: 4 to 6 points
Distinction total: 7 to 9 points

6306 Standard Silver Singles Test, Skate United Silver Singles Test, and Adult Novice Singles Test

Test expectations: Standard candidates must give a performance that is generally good. The preciseness of the footwork should be nearly faultless, body motions well timed with the music, and the flow and power very good in all free skating elements (jumps, spins and connecting steps). The program should fully utilize the ice surface, and no major or consistent errors should be in evidence. See the Singles Test Requirements Chart on usfigureskating.org for element requirements and program duration. For Skate United candidates, see rule 6233. For the adult novice singles test, see rules 6233 and 6234 (A)(1).

Pass total: 0 to 3 points
Honors total: 4 to 6 points
Distinction total: 7 to 9 points

6307 Standard Pre-Gold Singles Test, Skate United Pre-Gold Singles Test, and Adult Junior Singles Test

Test expectations: Standard candidates must give a performance that is generally very good in all respects. Focus should be on power, flow, edge quality, line and footwork control. The program should demonstrate a good, harmonious composition that is skated to the music with rhythm and expression, while utilizing the full ice surface. See the Singles Test Requirements Chart on usfigureskating.org for element requirements and program duration. For Skate United candidates, see rule 6233. For the adult junior singles test, see rules 6233 and 6234 (A)(3).

Pass total: 0 to 3 points

Honors total: 4 to 6 points

Distinction total: 7 to 9 points

6308 Standard Gold Singles Test, Skate United Gold Singles Test, and Adult Senior Singles Test

Test expectations: Standard candidates must give an excellent performance displaying power, strong edge control and depth, extension and precise footwork control in all aspects of the selected elements. The program should fully utilize the ice surface, have a change of pace and superbly express the mood and rhythm of music. Harmonious steps and connecting movements in time to the music should be maintained throughout the program. See the Singles Test Requirements Chart on usfigureskating.org for element requirements and program duration. For Skate United candidates, see rule 6233. For the adult senior singles test, see rules 6233 and 6234 (A)(2).

Pass total: 0 to 3 points

Honors total: 4 to 6 points

Distinction total: 7 to 9 points

6310 Test Expectations and Pass Totals for Adult Pre-Bronze through Gold Singles Tests

For judging panel requirements for singles tests, see rule 4533.

6311 Adult Pre-Bronze Singles Test

Test expectations: Expectations for this test align with the pre-preliminary singles test. The purpose of this test is to encourage beginning adult skaters to learn the fundamentals of free skating. No great deal of technical ability, carriage or flow is expected. The candidate must show knowledge of the elements, fairly good edges and some evidence of good form. See the Singles Test Requirements Chart on usfigureskating.org for element requirements and program duration.

Pass/pass with honors/retry: The entire test will be marked on a "pass," "pass with honors" or "retry" basis, and individual marks will not be awarded. The "pass," "pass with honors" or "retry" will be arrived at by consideration of the composite of each element in relation to the whole.

6312 Adult Bronze Singles Test

Test expectations: Expectations for this test align with the preliminary singles test. The purpose of this test is to continue the encouragement of beginning adult skaters to learn the fundamentals of free skating. The candidate must demonstrate knowledge of the elements and a sense of strength and continuous flow. A relationship with the music should be attempted in the program. See the Singles Test Requirements Chart on usfigureskating.org for element requirements and program duration.

Pass total: 0 to 3 points

Honors total: 4 to 6 points

Distinction total: 7 to 9 points

6313 Adult Silver Singles Test

Test expectations: Expectations for this test align with the pre-bronze singles test. The fundamentals of free skating must be demonstrated, although not necessarily mastered. Good edges, flow, strength, extension and form are required for all of the elements of free skating (jumps, spins and connecting moves). The program should utilize the ice surface and demonstrate some relationship with the music. See the Singles Test Requirements Chart on usfigureskating.org for element requirements and program duration.

Pass total: 0 to 3 points

Honors total: 4 to 6 points

Distinction total: 7 to 9 points

6314 Adult Gold Singles Test

Test expectations: Expectations for this test align with the bronze singles test. The candidate must skate the selected elements (jumps, spins and connecting steps) on good edges, with good form, continuous flow, strength and preciseness. The candidate must also skate to the music and utilize the ice surface. See the Singles Test Requirements Chart on usfigureskating.org for element requirements and program duration.

Pass total: 0 to 3 points

Honors total: 4 to 6 points

Distinction total: 7 to 9 points

6320 Test Expectations, Required Elements and Duration for Adaptive Skating Singles Tests

For judging panel requirements for singles tests, see rule 4533.

6321 Adaptive Skating Pre-Bronze Singles Test

Test expectations: This is an Advanced Beginner Freestyle program. A well-balanced program consists of elements selected from Badges 1-12 with emphasis on glide and turns. See the Singles Test Requirements Chart on usfigureskating.org for element requirements and program duration.

Pass/retry: The entire test will be marked on a "pass" or "retry" basis only, and individual marks will not be awarded. The "pass" or "retry" will be arrived at by consideration of the quality of the performance and the content.

6322 Adaptive Skating Bronze Singles Test

Test expectations: This is an Intermediate Level Freestyle program. A well-balanced program consists of elements with an emphasis on flow, carriage and a slightly more advance skill level. See the Singles Test Requirements Chart on usfigureskating.org for element requirements and program duration.

Pass/retry: The entire test will be marked on a "pass" or "retry" basis only, and individual marks will not be awarded. The "pass" or "retry" will be arrived at by consideration of the quality of the performance and the content.

6323 Adaptive Skating Silver Singles Test

Test expectations: A well-balanced program consists of free skating elements with an emphasis on spins, jumps and footwork. See the Singles Test Requirements Chart on usfigureskating.org for element requirements and program duration.

Pass/retry: The entire test will be marked on a "pass" or "retry" basis only, and individual marks will not be awarded. The "pass" or "retry" will be arrived at by consideration of the quality of the performance and the content.

6324 Adaptive Skating Gold Singles Test

Test expectations: This is an Advanced Freestyle program. A well-balanced program consists of free skating elements with emphasis placed on spins, spin combinations, advanced jumps, jump combinations and footwork. See the Singles Test Requirements Chart on usfigureskating.org for element requirements and program duration.

Pass/retry: The entire test will be marked on a "pass" or "retry" basis only, and individual marks will not be awarded. The "pass" or "retry" will be arrived at by consideration of the quality of the performance and the content.

6400 Singles Test Qualifications and Age Requirements

For test qualifications for qualifying competitions, see the National Qualifying Series Athlete Handbook. Test qualifications for nonqualifying events must be met by closing date of entries.

Competitive Level	Minimum Test Qualifications	Age Requirements
Pre-Preliminary	Pre-preliminary skating skills test or higher and pre-preliminary singles test or higher. Athletes may not have competed in a qualifying competition.	None
Preliminary	Preliminary skating skills test or higher and preliminary singles test or higher. Athletes may not have competed in a qualifying competition at the pre-juvenile level or higher.	Age as of the July 1 that immediately precedes the relevant competition: 12 years of age or younger for girls; 13 years of age or younger for boys
Pre-Juvenile	Pre-bronze skating skills test or higher and pre-bronze singles test or higher. Athletes may not have competed in a qualifying competition at the juvenile level or higher.	Age as of the July 1 that immediately precedes the relevant competition: 12 years of age or younger for girls; 13 years of age or younger for boys
Juvenile	Bronze skating skills test or higher and bronze singles test or higher. Athletes may not have competed in a qualifying competition at the intermediate level or higher.	Age as of the July 1 that immediately precedes the relevant competition: 12 years of age or younger for girls; 13 years of age or younger for boys
Intermediate	Pre-silver skating skills test or higher and pre-silver singles test or higher. Athletes may not have competed in a qualifying competition at the novice level or higher.	Age as of the July 1 that immediately precedes the relevant competition: Under age 18
Novice	Silver skating skills test or higher and silver singles test or higher. Athletes may not have competed in a qualifying competition at the junior level or higher.	None
Junior	Pre-gold skating skills test or higher and pre-gold singles test or higher. Athletes may not have competed in a qualifying competition at the senior level.	None
Senior	Gold skating skills test and gold singles test	None

6500 Adult Singles Test Qualifications and Age Requirements

A. All adult singles events are open only to competitors who are 21 years of age or older at the closing date for entries. See rule 2552 for age categories.

B. Any skater who has competed in the U.S. Figure Skating Championships, the ISU World Figure Skating Championships, the ISU World Junior Figure Skating Championships, an ISU Grand Prix event, an ISU Junior Grand Prix event, an ISU Challenger Series event or the Olympic Winter Games in novice singles, junior singles, or senior singles:
   1. May not compete in the adult gold, adult silver or adult bronze singles events.
   2. May compete in the masters intermediate-novice and masters junior-senior singles events.

Competitive Level	Test Qualifications (must be met by the closing date for entries)
Adult Pre-Bronze	Passed no higher than the adult pre-bronze singles test, or the pre-preliminary singles test.
Adult Bronze	A. Skaters must have passed at least one of the following: 1. The adult bronze singles test; 2. The standard preliminary singles test. B. Skaters must not have passed: 1. Higher than the adult bronze singles test; 2. Higher than the standard preliminary singles test; 3. Before Oct. 1, 1977, higher than the 2nd figure test; 4. On or after Oct. 1, 1977, and prior to Oct. 1, 1979, the 8th figure test. C. Skaters may have passed: 1. The 2nd figure test, and no higher, before Oct. 1, 1977; 2. Any figure tests or skating skills tests on or after Oct. 1, 1977, and prior to Oct. 1, 1979, except for the 8th figure test; 3. Any figure tests or skating skills tests on or after Oct. 1, 1979.
Adult Silver and Championship Adult Silver	A. Skaters must have passed at least one of the following: 1. The adult silver singles test; 2. Prior to Oct. 1, 1994, the standard bronze singles test; 3. On or after Oct. 1, 1994, the standard pre-bronze singles test; 4. Prior to Oct. 1, 1977, the 3rd figure test. B. Skaters must not have passed: 1. Higher than the adult silver singles test; 2. Prior to Oct. 1, 1994, higher than the standard bronze singles test; 3. On or after Oct. 1, 1994, higher than the standard pre-bronze singles test; 4. Prior to Oct. 1, 1977, higher than the 3rd figure test; 5. On or after Oct. 1, 1977, and prior to Oct. 1, 1979, the 8th figure test. C. Skaters may have passed: 1. Any figure tests or skating skills test on or after Oct. 1, 1977, and prior to Oct. 1, 1979, except for the 8th figure test; 2. Any figure tests or skating skills tests on or after Oct. 1, 1979.
Adult Gold and Championship Adult Gold	A. Skaters must have passed at least one of the following: 1. The adult gold singles test; 2. The standard bronze singles test; 3. Prior to Oct. 1, 1977, the 3rd figure test. B. Skaters must not have passed: 1. Prior to Oct. 1, 1991, higher than the standard pre-silver singles test; 2. On or after Oct. 1, 1991, higher than the standard bronze singles test; 3. Prior to Oct. 1, 1977, higher than the 5th figure test; 4. On or after Oct 1, 1977, and prior to Oct. 1, 1979, the 8th figure test. C. Skaters may have passed: 1. Any figure tests or skating skills tests on or after Oct. 1, 1977, and prior to Oct. 1, 1979, except for the 8th figure test; 2. Any figure tests or skating skills tests on or after Oct. 1, 1979.
Masters Intermediate-Novice and Championship Masters Intermediate-Novice	A. Skaters must have passed at least one of the following: 1. The adult intermediate or standard pre-silver singles test; 2. Prior to Oct. 1, 1977, the 3rd figure test; 3. On or after Oct. 1, 1977, and prior to Oct. 1, 1979, the 8th figure test. B. Skaters must not have passed: 1. On or after Oct. 1, 1977, and prior to Oct. 1, 1991, higher than the standard pre-gold singles test; 2. On or after Oct. 1, 1991, higher than the adult novice or standard silver singles test.
Masters Junior-Senior and Championship Masters Junior-Senior	Skaters must have passed at least one of the following: A. The adult novice or standard silver singles test; B. Prior to Oct. 1, 1977, the 4th figure test; C. On or after Oct. 1, 1977, and prior to Oct. 1, 1979, the 8th figure test.

6600 Adult Showcase Events

For adult showcase events, test qualifications as of the closing date for entries, program duration, program requirements and restrictions, and judging and marking will be as specified in the Nonqualifying Competition Showcase Guidelines, posted on usfigureskating.org.

6900 Marking of Singles – CJS and IJS

6910 Marking of Singles – CJS

6911 The component judging system is marked on a scale from 0.25 to 10.00 in increments of 0.25 of which:

Component Judging System Scale			
0.25-0.75 =	Beginning/Starting	5.00-5.75 =	Average
1.00-1.75 =	Emerging/Learning	6.00-6.75 =	Above average
2.00-2.75 =	Developing/Progressing	7.00-7.75 =	Good
3.00-3.75 =	Confident/Competent	8.00-8.75 =	Very good
4.00-4.75 =	Secure/Strengthening	9.00-9.75 =	Excellent
		10.00 =	Outstanding

6912 The chair of the Singles Development and Technical Committee, in consultation with the judging representative on the Singles Development and Technical Committee, will determine the deductions on the Singles Skating Rules and Resources page on usfigureskating.org by July 1 each season.

6913 Marking of Singles Short Programs – CJS

In the singles short program, for those events that are judged under the CJS, three marks are awarded on a scale from 0.25 to 10.00 (see rule 6911). The first mark is for technical elements, the second mark is for composition/presentation, and the third mark is for skating skills.

A. For the marking of the technical elements, each judge will mark the quality of the execution of the elements as a whole depending on the positive and/or negative features of the execution and errors. In addition, the judges must consider the difficulty of the elements.
B. For the marking of composition/presentation and skating skills, see rule 6923.
C. Executed elements that are not according to program requirements will not be considered when determining the technical element mark.
D. Spins with less than the required number of revolutions are considered execution errors and should be reflected in the technical element mark.
E. Any element commenced after the permissible time allowance will not be considered when determining the technical element mark. In the event an element is commenced before but completed after the allowable time duration, the element is to be judged as skated. The referee must advise the judges of any element begun after the time limit.

6914 Marking of Singles Free Skate – CJS

In the singles free skate, for those events that are judged under the CJS, three marks are awarded on a scale from 0.25 to 10.00 (see rule 6911). The first mark is for technical elements, the second mark is for composition/presentation, and the third mark is for skating skills.

A. For the marking of technical elements, each judge will mark the quality of the execution of the elements as a whole depending on the positive and/or negative features of the execution and errors. In addition, the judges must consider the difficulty of the elements:
B. For the marking of composition/presentation and skating skills see rule 6923.
C. Executed elements that are not according to program requirements will not be considered when determining the technical element mark.
D. Spins with less than the required number of revolutions are considered execution errors and should be reflected in the technical element mark.
E. Any element commenced after the permissible time allowance will not be considered when determining the technical element mark. In the event an element is commenced before but completed after the allowable time duration, the element is to be judged as skated. The referee must advise the judges of any element begun after the time limit.

6920 Marking of Singles – IJS

6921 Total Element Score – Singles – IJS

A. *Scale of Values:* The scale of values of the elements of singles skating is published and updated on usfigureskating.org. This scale of values contains base values of all the elements and adjustments for the quality of their execution.

B. *Base Values:* Base values of elements are measured in points and increase with the increasing difficulty of the elements. An element's difficulty depends:
   1. For jumps: On the names of the jumps listed in the order of their difficulty (toe loop, Salchow, loop, flip, Lutz and Axel) and the number of revolutions;
   2. For other elements: On their levels of difficulty.

C. *Levels of Difficulty of Elements:* The technical panel will determine the name and level of difficulty (when necessary) of elements. Spins and step sequences (except choreographic step sequences and choreographic sequences) are divided depending on their difficulty into five levels according to the number of features achieved: Basic Level (B) in case of no features, Level 1 in case of one feature, Level 2 in case of two features, Level 3 in case of three features and Level 4 in case of four features. The descriptions of characteristics that give an element a certain level of difficulty are published on usfigureskating.org.

D. *Grade of Execution (GOE):*
   1. Each judge will mark the quality of execution of every element depending on the positive and/or negative features of the execution and errors.
   2. The GOE is marked from +5, +4, +3, +2, +1, 0 (base value), -1, -2, -3, -4, -5.
   3. The guidelines for marking grades of execution are published on usfigureskating.org.

E. In the short program, if an unprescribed or additional element (performed) substitutes a required element (not performed), the respective box will be blocked, and this performed element will be considered as not according to requirements. Unlisted or additional elements such as jumps, spins, steps or repetitions, even of failed elements, are not marked and consequently do not block a "box" (spot) of another type of element.

6922 Illegal Elements/Movements

Every illegal element/movement performed in the program will be penalized by a deduction (see rule 1071 (C)) If an illegal element/movement is performed during the execution of any element, the deduction for an illegal element/movement will apply, and the element will be called Basic Level if the requirements for at least Basic Level are fulfilled. See rule 6106 for a list of illegal elements/movements.

6923 Program Component Score – Singles – IJS

In addition to the total element score, the skater's whole performance is evaluated by three program components: (1) Composition, (2) Presentation and (3) Skating Skills.

A. Definitions and criteria for analyzing the program components
   1. Composition: The intentional, developed and/or original arrangement of the repertoire of all types of movements into a meaningful whole according to the principles of proportion, unity, space, pattern and musical structure. In evaluating the Composition, the following must be considered:
      a. Unity;
      b. Connections between and within elements;
      c. Pattern and ice coverage;
      d. Multidimensional movements and use of space;
      e. Choreography reflecting musical phrase and form.
   2. Presentation: The demonstration of engagement, commitment and involvement based on an understanding of the music and composition. In evaluating the Presentation, the following must be considered:
      a. Expressiveness and projection;
      b. Variety and contrast of energy and of movements;
      c. Musical sensitivity and timing.
   3. Skating Skills: The ability of the skater to execute the skating repertoire of steps, turns and skating movement, with blade and body control. In evaluating the Skating Skills, the following must be considered:
      a. Variety of edges, steps, turns, movements and directions;
      b. Clarity of edges, steps, turns, movements and body control;
      c. Balance and glide;
      d. Flow;
      e. Power and speed.

B. Marks for Program Components

1. Program components are marked on a scale of 0.25 to 10.00 in increments of 0.25, with a separate mark given for each program component, of which:

0.25-0.75 =	Extremely poor	5.00-5.75 =	Average
1.00-1.75 =	Very poor	6.00-6.75 =	Above average
2.00-2.75 =	Poor	7.00-7.75 =	Good
3.00-3.75 =	Weak	8.00-8.75 =	Very good
4.00-4.75 =	Below Average	9.00-9.75 =	Excellent
		10.00 =	Outstanding

2. Increments are used for evaluation of performances containing some features of one degree and some of the next degree.
3. Guidelines for judging are published and updated on usfigureskating.org.

6924 Deductions are taken by the event referee and judges (where applicable) for certain violations of the rules as set forth in rule 1071.

List of Jumps

Definitions:
- Half revolution jump – any jump of one-half (180 degrees) revolution in the air
- Single jump – any jump of one or more, but less than two, revolutions in the air
- Double jump – any jump of two or more, but less than three, revolutions in the air
- Triple jump – any jump of three or more, but less than four, revolutions in the air
- Quadruple jump – any jump of four or more, but less than five, revolutions in the air
- Quintuple jump – any jump of five or more, but less than six, revolutions in the air

Comment:

f – forward o – outside T – rotation as in a three-turn (natural rotation) ! – toe push
b – backward i – inside C – rotation as in a counter (counter rotation) ^ – split position in air

Listed Jumps: Jumps that are in the ISU scale of values (defined by the take off, not the landing foot)

Description	Name	Code
bo! 1 Tbo	Single Toe Loop	1T
bo! 2 Tbo	Double Toe Loop	2T
bo! 3 Tbo	Triple Toe Loop	3T
bo! 4 Tbo	Quadruple Toe Loop	4T
bo! 5 Tbo	Quintuple Toe Loop	5T
bi! 1 Cbo	Single Toe Walley	1T
bi! 2 Cbo	Double Toe Walley	2T
bi! 3 Cbo	Triple Toe Walley	3T
bi! 4 Cbo	Quadruple Toe Walley	4T
bi! 5 Cbo	Quintuple Toe Walley	5T
bi 1 Tbo	Single Salchow	1S
bi 2 Tbo	Double Salchow	2S
bi 3 Tbo	Triple Salchow	3S
bi 4 Tbo	Quadruple Salchow	4S
bi 5 Tbo	Quintuple Salchow	5S
bo 1 Tbo	Single Loop (Rittberger)	1Lo
bo 2 Tbo	Double Loop	2Lo
bo 3 Tbo	Triple Loop	3Lo
bo 4 Tbo	Quadruple Loop	4Lo
bo 5 Tbo	Quintuple Loop	5Lo
bi! 1 Tbo	Single Flip	1F
bi! 2 Tbo	Double Flip	2F
bi! 3 Tbo	Triple Flip	3F
bi! 4 Tbo	Quadruple Flip	4F
bi! 5 Tbo	Quintuple Flip	5F
bi! 1 ^ Tbo	Split Single Flip	1F
bo! 1 Cbo	Single Lutz	1Lz
bo! 2 Cbo	Double Lutz	2Lz
bo! 3 Cbo	Triple Lutz	3Lz
bo! 4 Cbo	Quadruple Lutz	4Lz
bo! 5 Cbo	Quintuple Lutz	5Lz
bo! 1^ Cbo	Split Single Lutz	1Lz
bo! 2^ Cbo	Split Double Lutz	2Lz
fo 1 ½ Tbo	Single Axel	1A
fo 2 ½ Tbo	Double Axel	2A
fo 3 ½ Tbo	Triple Axel	3A
fo 4 ½ Tbo	Quadruple Axel	4A
fo 1 ½ Tbi	Single One-Foot Axel	1A
fo 2 ½ Tbi	Double One-Foot Axel	2A

Non-listed Jumps: Jumps not in the ISU scale of values, do not have a point value and do not count as jump elements when performed on their own.

Description	Name	Code
bo 1 Tbi	Half-Loop (Euler)*	-
bi! ½ T!fi	Half Flip (Half Toe Salchow)**	-
bi! ½ ^ T!fi	Split	-
bo! ½ C!fi	Half Lutz**	-
fo ½ Tbo	Waltz Jump (Three Jump)***	-
fi 1 ½ Tbo	Inside Axel	-
fi 2 ½ Tbo	Double Inside Axel	-
bi 1 Cbo	Walley	-

*An Euler (half-loop) is considered a non-listsed jump. It will have no value when used in a jump combination or a jump sequence between two listed jumps, and it will not be counted in the number of allowed jumps in the concerned jump combination or jump sequence. This applies to all levels.

**Half flip and half Lutz count as jump elements in the pre-preliminary singles test but not in the preliminary well-balanced free skate competition event. Half flip and half Lutz count as jump elements in the adult pre-bronze singles test and also in the adult pre-bronze well-balanced free skate competition event.

***A waltz jump counts as a jump element and meets the requirement for an Axel-type jump element for pre-preliminary, preliminary and all adult singles well-balanced free skate competition events. For allowable jumps in the corresponding singles tests, please review the individual test requirements on the U.S. Figure Skating website.

Notes

Technical Requirements – Pairs

7000 Pairs Rules

U.S. Figure Skating reserves the right to incorporate revisions made by the ISU for junior and senior events. The revisions or clarifications made to the international judging system by the ISU may be adopted by U.S. Figure Skating at its discretion at any time after the revision or clarification is issued. Revisions or clarifications will be posted as Technical Notifications on usfigureskating.org, and when applicable, published in the next U.S. Figure Skating rulebook.

A. The short program and well-balanced free skate requirements will be reviewed by the Pairs Development and Technical Committee and published on usfigureskating.org no later than July 1 each season.
B. The chair of the Pairs Development and Technical Committee, in consultation with the vice chair of development, the vice chair of technical, and the technical panel representative on the Pairs Development and Technical Committee, will determine the short program and well-balanced free skate elements for levels other than junior and senior to correspond with the elements available each year. The list will be published on usfigureskating.org.
C. The chair of the Adult Skating Committee will determine the free skate elements for the adult and masters events to correspond with the elements available each year. The list will be published on usfigureskating.org.

7001 Use of IJS

Competitions and categories that are required to use the international judging system (IJS) are listed in rule 1041.

7010 Conduct of Pair Events

7020 Pair Definition

Pair skating is the skating of two persons in unison who perform their movements in such harmony with each other as to give the impression of genuine pair skating as contrasted with independent single skating. Attention should be paid to the selection of an appropriate partner.

A. In pair skating competitions, only pairs of the same composition (woman and man, two women or two men) may compete against each other.

7030 Clothing and Equipment – Pairs

7031 The clothing of the competitors must be modest, dignified and appropriate for athletic competitions and tests, not garish or theatrical in design. Clothing may, however, reflect the character of the music chosen.

A. The skating clothing worn in actual competition may bear the manufacturer logo with a maximum of 30 square centimeters.
B. Warm-up suits may bear the name of the manufacturer and up to six logos provided they are dignified, with a maximum of 30 square centimeters each, and do not refer to tobacco, alcohol, sports betting or other categories prohibited by U.S. Figure Skating or exclusively held by its official sponsors. Warm-up suits with logos that are in conflict with U.S. Figure Skating sponsors or partners may not be worn during televised events.

7032 Clothing must not give the effect of excessive nudity inappropriate for the discipline.

7033 For domestic competitions and tests, there are no restrictions on attire related to gender. If a team is participating in an ISU sanctioned event, they must follow ISU rules for their respective discipline.

7034 For domestic competitions and tests, costume requirements are inclusive of necessary medical/adaptive equipment aids. There are no restrictions on choosing to wear required equipment aids, however they should not be theatrically enhanced or be used as a prop. If a team is participating in an ISU sanctioned event, they must follow the ISU rules for their respective discipline.

7035 Accessories and props are not permitted.

7036 Any ornamentation attached to the clothing must be firmly fastened so as not to fall off while skating under normal competitive conditions.

7037 *Skate blades:* Figure skating blades used during competitions and tests (or hockey skate blades used during skating skills tests or skating skills events at competitions) must be sharpened to produce a flat to concave cross section without change to the width of the blade as measured between the two edges. However, a slight tapering or narrowing of the cross section of the blade is permitted.

7040 Music – Pairs

The program shall be skated in harmony with the music chosen by the competitors. For pairs short program and free skate, vocal music with lyrics is permitted.

7050 Duration of Skating – Pairs

Timing starts from the moment either partner begins to move or skate. Timing stops when both skaters come to a complete stop at the end of the program.

7051 Permissible Time Allowance – Short Programs

The duration of novice short programs must not exceed the maximum time allowed, but may be less, provided that all technical elements are included. Teams are allowed to finish junior and senior short programs within 10 seconds plus or minus the required time. Should a junior or senior short program be 30 or more seconds short of the prescribed range, no marks will be awarded. Any element started after the permissible time will be considered in the marking as omitted. See rules 7913 and 1071 (C) for deductions for programs that exceed the time limit using the CJS and the IJS respectively.

A. Senior short program: 2:40 +/- 10 seconds

B. Junior short program: 2:40 +/- 10 seconds
C. Novice short program: 2:50 max

7052 Permissible Time Allowance – Free Skates

Teams are allowed to finish free skates (except for adult events) within 10 seconds plus or minus the required time. The duration of adult pairs free skate events must not exceed the maximum time allowed, but may be less, provided that all technical elements are included. Any element started after the permissible time must not be marked and will have no value. Should the program be 30 or more seconds short of the prescribed range, no marks will be awarded. See rules 7914 and 1071 (C) for deductions for programs that do not finish within the range of time allowed using the CJS and the IJS respectively.

A. Senior free skate: 4:00 +/- 10 seconds
B. Junior free skate: 3:30 +/- 10 seconds
C. Novice free skate: 3:30 +/- 10 seconds
D. Intermediate free skate: 3:15 +/- 10 seconds
E. Juvenile free skate: 2:30 +/- 10 seconds
F. Championship masters pairs: 3:40 max
G. Masters pairs: 3:40 max
H. Adult gold pairs: 3:40 max
I. Adult silver pairs: 2:50 max
J. Adult bronze pairs: 2:30 max
K. Centennial pairs: 2:50 max

7060 Composition of Pair Events

7061 Senior, junior and novice pair events will consist of a short program and a free skate. The short program must precede the free skate.

7062 Intermediate and juvenile pair events will consist of a free skate only.

7063 For the adult championships, all pair events shall consist of free skate only.

7070 Segment Descriptions

7080 Short Program Description

The short program for pairs consists of required elements skated in harmony with the music chosen by the competitors. The sequence of the elements is optional.

A. The short program for senior, junior and novice pairs will consist of seven required elements.

7090 Pair Free Skate Description

7091 The pair free skate consists of a well-balanced program composed and skated to music of the pair's choice for a specified period of time. A good program contains moves of single skating executed simultaneously, either symmetrically (mirror skating) or in parallel (shadow skating), and especially typical pair skating moves such as pair spins, spirals, lifts, partner assisted jumps, etc., linked harmoniously by steps and other movements.

7092 All elements are to be linked together by connecting steps of a different nature and by other comparable free skating movements, together with a variety of positions and holds, while fully utilizing the entire ice surface.

A. Special attention must be given to choreography, unison, expression, interpretation of the music and intricate footwork with a variety of partner positions utilizing dance holds.
B. Both partners need not always perform the same movements; they may separate from time to time, but they must give an impression of unison and harmony of composition, of program and of execution of the skating. Movements performed entirely on two feet must be kept to a minimum.
C. Harmonious steps and connecting movements, in time to the music, should be maintained throughout the program.

7093 The free skate elements will consist of the following number of elements (note: current and future season requirements can be found on usfigureskating.org):

A. Senior free skate consists of a maximum of 10 elements (max 2 overhead lifts, max 1 twist lift, max 2 throw jumps, max 1 solo jump, max 1 jump combination or sequence, max 1 choreographic pair spin, max 1 death spiral, max 1 choreographic pair lift)
B. Junior free skate consists of a maximum of nine elements (max 2 overhead lifts, max 1 twist lift, max 2 throw jumps, max 1 solo jump, max 1 jump combination or sequence, max 1 choreographic pair spin, max 1 death spiral)
C. Novice free skate consists of a maximum of nine elements (max 2 overhead lifts, max 1 twist lift, max 2 throw jumps, max 1 solo jump, max 1 jump combination or sequence, max 1 choreographic pair spin, max 1 death spiral)
D. Intermediate free skate consists of a maximum of nine elements (max 2 lifts, max 1 twist lift, max 1 throw jump, max 1 solo jump, max 1 jump sequence or jump combination, 1 max solo spin, solo spin combination, or pair spin, max 1 death spiral or pivot figure, max 1 choreographic sequence)
E. Juvenile free skate consists of a maximum of seven elements (max 1 lift, max 1 throw jump, max 1 solo jump, max 1 jump sequence or jump combination, max 1 solo spin, solo spin combination, or pair spin, max 1 death spiral or pivot figure, max 1 choreographic sequence)

F. Championship masters free skate consists of a maximum of 11 elements (max 2 overhead lifts (including twist lift), max 2 throw jumps, max 1 solo jump, max 1 jump combination or sequence, max 1 solo spin or solo spin combination, max 1 pair spin or pair spin combination, max 1 death spiral or pivot figure, max 1 choreographic sequence, max 1 additional element)
G. Masters free skate consists of a maximum of 11 elements (max 2 overhead lifts (including twist lift), max 2 throw jumps, max 1 solo jump, max 1 jump combination or sequence, max 1 solo spin or solo spin combination, max 1 pair spin or pair spin combination, max 1 death spiral or pivot figure, max 1 choreographic sequence, max 1 additional element)
H. Adult gold free skate consists of a maximum of 11 elements (max 2 overhead lifts (including twist lift), max 2 throw jumps, max 1 solo jump, max 1 jump combination or sequence, max 1 solo spin or solo spin combination, max 1 pair spin or pair spin combination, max 1 death spiral or pivot figure, max 1 choreographic sequence, max 1 additional element)
I. Adult silver free skate consists of a maximum of nine elements (max 2 lifts (including twist lift), max 1 throw jump, max 1 solo jump, max 1 jump combination or sequence, max 1 solo spin or solo spin combination or sequence, max 1 pair spin or pair spin combination, max 1 death spiral or pivot figure, max 1 choreographic sequence)
J. Adult bronze free skate consists of a maximum of eight elements (max 1 lift, max 1 throw jump, max 1 solo jump, max 1 jump combination or sequence, max 1 solo spin or solo spin combination, max 1 pair spin, max 1 pivot figure, max 1 choreographic sequence)
K. Centennial free skate consists of a maximum of nine elements (max 2 lifts (including twist lift), max 1 throw jump, max 1 solo jump, max 1 jump combination or sequence, max 1 solo spin or solo spin combination, max 1 pair spin or pair spin combination, max 1 death spiral or pivot figure, max 1 choreographic sequence)

7100 Pairs Definitions, General Criteria and Basic Requirements

7101 Death spirals: In the final position while the woman is performing the actual death spiral, both the man and the woman must execute the required revolution with the knees of the man clearly bent and in full pivot position (this is when the lower part of his buttocks is not higher than the upper part of the knee of the pivot foot). The woman must simultaneously skate on a clean edge with her body and head close to the ice surface; however she must not touch the ice with her head or assist herself with the free hand or any part of the body. The woman's body weight is supported by the force of the spiraling edge and the hold of the man. The man must be in a centered position with a fully extended arm. One skate of the woman must remain on the ice throughout the death spiral.

A. **Death spiral backward outside**: Both partners are skating on a backward outside edge. The man performs a pivot and holds the hand of the woman with the same arm as his skating foot fully extended. The woman is leaning backward to the ice, and her arm is fully extended as she circles around the man in this position. Any variation of the man's position, skating direction or edge is allowed as long as he keeps the pivot position as described and the woman circles around him on an outside edge.
B. **Death spiral forward inside**: The man is skating on a backward outside edge, and the woman is skating on a forward inside edge. The man performs a pivot and holds the hand of the woman with the same arm as his skating foot fully extended. The woman is leaning sideways to the ice, and her arm is also fully extended as she circles around the man in this position. Any variation of the man's position, skating direction or edge is allowed as long as he keeps the pivot position as described and the woman circles around him on an inside edge.
C. **Death spiral backward inside**: The same as for death spiral backward outside, but the woman circles around the man on a firm backward inside edge leaning to the ice.
D. **Death spiral forward outside:** The same as for the death spiral forward inside except that the woman circles around the man on a firm forward outside edge.
E. **Pivot figure:** In the pivot figure, the man performs a pivot while the woman circles around him on one foot in a spiral, attitude or similar position. The pivot figure is not eligible for features in IJS events.

7102 Lifts:

A. Pair lifts are classified as follows:
   1. Group 1 – armpit hold position (see the List of Pair Lifts for variations of holds)
   2. Group 2 – waist hold position
   3. Group 3 – hand to hip or upper part of the leg (above the knee) position
   4. Group 4 – hand to hand position (press lift type)
   5. Group 5 – hand to hand position (lasso lift type)

   A lift's group is determined by the hold at the moment the woman passes the man's shoulder. In Groups 3–5, full extension of the lifting arm(s) is mandatory. To see a full description of each group of lifts, see the List of Pair Lifts at the end of the Technical Requirements – Pairs section of the rulebook.
B. Each lift must have the minimum number of revolutions by the man required for the level. There are no minimum revolutions required by the woman.
C. For all pair skating lifts, the partners may give each other assistance only through hand-to-hand, hand-to-arm, hand-to-body and hand-to-upper part of leg (above the knee) grips. A change of hold means going from one of these grips to another or from one hand to another in a one-hand hold. Changes of hold are permitted, unless specifically stated otherwise for the level of the team.

D. Woman's positions are classified as follows:
   1. Upright (woman's upper body vertical);
   2. Star (woman's position sideways with upper body parallel to the ice); and
   3. Platter (woman's position flat, facing up or down with upper body parallel to the ice).

   A change of position means going from one of these positions to another (one full revolution in each position). Changes of the woman's position during the lift are permitted unless specifically stated otherwise for the pair level of the skaters.

E. For the evaluation of the technical panel, the lift concludes when the man's arm(s) begins to bend after full extension and, consequently, the woman begins to descend. Judges evaluate the entire lift from take-off to landing.

F. **Carry lifts:**
   1. Lifts with at least one continuous revolution of the man may include a carry. These lifts are allowed at junior and senior levels only.
   2. Lifts that are just "carries" consist of the simple carrying of a partner without rotation, only half a revolution of the man is allowed on the take off and/or exit. All holds in "carry" lifts are unrestricted. The carrying of one partner by the other on the back, shoulders or knees is allowed in these lifts. Carry lifts are not counted in the number of overhead lifts. These lifts will be considered in the component for Composition. They do not have a value and are not limited in number.

G. **Choreographic pair lifts**
   1. A choreographic pair lift is a lift which enhances the choreography of the program and matches the music.
   2. A choreographic pair lift must be ascending and descending whilst moving across the ice surface. It must have a minimum of one rotation.
   3. The choreographic pair lift does not have any limitations regarding the hold on entry or at any point during the lift. The lifting partner must have straight or almost straight arm(s) above the head at some point during the lift. If the choreographic pair lift is not identifiable to the technical panel, the third performed lift will be taken as the choreographic pair lift (choreographic pair lift confirmed).
   4. This element has a fixed base value and will be evaluated by the judges in GOE only.

7103 Solo jumps, jump combinations and jump sequences: See subparagraphs (A), (B) and (C) for definitions. In the case of an unequal number of revolutions of the partners in a jump performed as a solo jump or part of a combination or a sequence, the jump with the lesser amount of revolutions executed by the partners will be the jump that counts.

A. **Solo jumps**: A jump performed by itself (e.g. not as a jump combination or sequence).

B. **Jump combination:** In a jump combination, the landing foot of a jump is the take-off foot of the next jump. Up to two three-turns on one foot between the jumps without touching the ice with the free foot (or even with a touch, but no weight transfer) keeps the element in the frame of this definition allowing it still to be considered a combination (but with an error). A jump combination may consist of the same or different jumps.
   1. An Euler (half-loop) is considered a non-listed jump, it will have no value when used in a jump combination between two listed jumps, and it will not be counted in the number of the allowed jumps of the concerned jump combination. This applies to all levels.
   2. An Euler can be executed, in between two list jumps, only once in a free skate.
   3. If the first jump of a two-jump combination fails to succeed and turns into a non-listed jump, the unit will still be considered as a jump combination.

C. **Jump sequence:** A jump sequence consists of two jumps (in pair skating) of any number of revolutions, in which the second jump is an Axel-type jump with a direct step from the landing curve of the first jump to the take-off curve of the Axel jump. One full revolution on the ice between the jumps (free foot can touch the ice, but without weight transfer) keeps the element in the frame of the definition of a jump sequence. Jumps executed in a jump sequence receive their full value.

D. **Non-listed jump:** See rule 1071 (A)(1)(d) and the List of Jumps at the end of the Technical Requirements – Singles section of the rulebook.

7104 Spins: A spin must have the minimum number of revolutions; however, a spin with less than three revolutions is considered a skating movement and not a spin. For any spin with a change of foot, the change may be executed in the form of a step over or a jump and must be preceded and followed by a spin position with at least three revolutions. The minimum number of required revolutions must be counted from the entry of the spin until its exit (except the final wind-up in spins in one position and flying spins). The minimum number of revolutions required in a position is two, if this requirement is not fulfilled, the position is not counted. Solo spins and spin combinations may be commenced with jumps (unless otherwise stated for a specific level).

A. There are three basic spin positions:
   1. **Camel:** Free leg backwards with the knee higher than the hip level; however, layback, Biellmann and similar variations are still considered as upright spins;
   2. **Sit:** The upper part of the skating leg at least parallel to the ice;
   3. **Upright:** Any position with the skating leg extended or slightly bent which is not a camel position.
      a. **Layback spin:** An upright spin in which head and shoulders are leaning backward with the back arched. The position of the free leg is optional.
      b. **Sideways leaning spin:** An upright spin in which head and shoulders are leaning sideways and the upper body is arched. The position of the free leg is optional.

All spin positions not according to the foregoing definitions are considered non-basic positions.

B. If one or both skaters fall when entering a spin, or in any failed spin a spin or spinning movement is allowed immediately after this fall or failure for the purpose of filling time. This additional spin/spinning movement will not be counted as an element.

C. **Solo spins**

1. **Solo spin combination:** Must have a minimum of two different basic positions with two revolutions in each of these positions by both partners anywhere within the spin. To receive full value in the scale of values in IJS events, a spin combination must include all three basic positions by both partners. A change of foot and a change of position may be made either at the same time or separately.
   a. If the spinning centers before and after a change of foot are too far apart, and the criteria for two spins are fulfilled, only the part before the change of foot will be counted and considered for level features (in IJS).
   b. The number of revolutions in a non-basic position is counted in the total number of revolutions, but going to one of these positions is not considered as a change of position, which can only be from one basic position to another basic position (in IJS).
2. **Spin in one position:** May change feet (if allowed), but may not change position.
   a. The concluding upright position at the end of the spin (final wind-up) is not considered to be another position, regardless of the number of revolutions, as long as no additional feature (change of edge, variation of position, etc.) is attempted in the final wind-up.
3. **Flying spin:** A spin with a flying entrance, no change of foot and no change of positions.
   a. The concluding upright position at the end of the spin (final wind-up) is not considered to be another position, regardless of the number of revolutions, as long as no additional feature (change of edge, variation of position, etc.) is attempted in the final wind-up.
   b. A spin that begins with a jump and also changes feet and/or position is considered a spin with a flying entry, not a flying spin.
   c. When a spin is commenced with a jump, no rotation is permitted on the ice before the take-off.

D. **Pair spin and pair spin combination**: The pair spin combination must include at least one change of foot and one change of position by both partners, and a minimum of two different basic positions with two revolutions in each of these positions by both partners anywhere within the spin. The change of foot and the change of position may be made either at the same time or separately. The rotation must be continuous, and no stop is permitted. Any position must be executed for at least two full revolutions to be counted. The change of foot in the spin combination must be preceded and followed by any spin position with at least three revolutions. If there is no change of foot or no change of position by both partners, the element will be called a pair spin if a pair spin is an allowable element, or the element will have no value.

1. C**horeographic pair spin:** A spin which enhances the choreography of the program and matches the music. It must have a minimum of three consecutive revolutions executed on one or two blades at least by one partner, with any basic or non-basic positions allowed. Change of foot is optional and can be done several times during the spin. Lifting of partners is optional but should not consist of any lifting movement with full extension of the arm(s) if the lifted position is higher than a shoulder level. The technical panel identifies the choreographic pair spin, and it will be confirmed once the three consecutive revolutions have been completed. This element has a fixed base value and will be evaluated by the judges in GOE only.

7105 **Spiral:** A position with one blade on the ice and free leg (including knee and foot) higher than the hip level. Spiral positions are classified according to the skating leg (right, left), edge (outside, inside), direction of skating (forward, backward) or position of the free leg (backward, forward, sideways).

A. **Spiral sequence:** Consists primarily of spirals. There must be at least two spiral positions by each partner held not less than three seconds each, or at least one spiral position by each partner held not less than six seconds.

7106 **Step sequences:** A series of unprescribed steps, turns and/or movements. All step sequences should be executed according to the character of the music. Step sequences should be executed together or close together. Short stops in accordance with the music are permitted. Non-listed jumps and retrogression may also be included. Credit will be given to a pair which changes places and holds or uses difficult skating moves together during a step sequence. Turns and steps should be balanced in their distribution throughout the sequence. Turns are three-turns, twizzles, brackets, loops, counters and rockers. Steps are toe steps, chassés, C steps, S steps, changes of edge and cross rolls. Pattern must be visible and identifiable and should be performed by using almost the full ice surface (e.g. straight line, serpentine, circle, oval or similar shape).

A. **Choreographic step sequence:** Must fit the definition of a step sequence and be visible and identifiable; and it should be performed by using almost the full ice surface (e.g. straight line, serpentine, circle, oval or similar shape). In IJS events, if it meets these requirements, it will be awarded a fixed base value and will only be evaluated by judges in GOE.

B. C**horeographic sequence:** Consists of at least two different movements like steps, turns, spirals, arabesques, spread eagles, Ina Bauers, hydroblading, any jumps with a maximum of two revolutions, spins, small lifts, etc. Steps and turns may be used to link the two or more different movements together. Listed elements included in the choreographic sequence will not be called and will not occupy a box. The pattern is not restricted, but the sequence must be clearly visible. The sequence commences with the first skating movement and is concluded with the preparation to the next element (if the choreographic sequence is not the last element of the program). If this requirement is not fulfilled, the

sequence will have no value. In IJS events, if the choreographic sequence meets these requirements, it will be awarded a fixed base value and will be evaluated by the judges in GOE.

7107 **Throw jumps:** Throw jumps are partner assisted jumps in which the woman is thrown into the air by the man on the take-off and lands on a backward outside edge without assistance from her partner.

7108 **Twist lifts:** In the twist lift, the man places both hands on the woman's waist, and she places both hands on his wrists. As the man lifts, the woman executes a Lutz or flip toe pick take off (twist lifts may also have an Axel or toe loop take off by the woman at some levels in the free skate, but those are less common). At the top of the twist lift, the woman completes a twist, rotating freely in the air. While the woman is rotating, the man turns a half turn to catch the woman at the waist for an assisted landing. The woman's rotation may be preceded by a split and may include multiple revolutions.

A. The woman must be caught in the air at the waist by the man prior to landing and must be assisted to a smooth landing on the ice on a backward outside edge on one foot.

7109 Illegal elements/movements

The following are illegal elements/movements: Lifts with wrong holds.

7200 Pair Test Requirements

7210 Classification of Pair Tests

7211 The standard pair tests are divided into six classes:

Standard Pair Test	Prerequisite
Standard bronze pair	Standard bronze skating skills test
Standard pre-silver pair	Standard pre-silver skating skills test or adult intermediate skating skills test (adult 21+ or adult 50+ passing average)
Standard silver pair	Standard silver skating skills test or adult novice skating skills test (adult 21+ or adult 50+ passing average)
Standard pre-gold pair	Standard pre-gold skating skills test or adult junior skating skills test (adult 21+ or adult 50+ passing average)
Standard gold pair	Standard gold skating skills test or adult senior skating skills test (adult 21+ or adult 50+ passing average)

A. Any pair test may be taken only after the candidate has completed the required skating skills test as listed in the prerequisite column above. No pair test is a prerequisite to any skating skills test.

7212 The adult pair tests are divided into three classes:

Adult Pair Test	Prerequisite
Adult bronze pair	Standard preliminary skating skills test or adult bronze skating skills test (adult 21+ or adult 50+ passing average)
Adult silver pair	Standard pre-bronze skating skills test or adult silver skating skills test (adult 21+ or adult 50+ passing average)
Adult gold pair	Standard bronze skating skills test or adult gold skating skills test (adult 21+ or adult 50+ passing average)

A. Any adult pair test may be taken only after the candidate has completed the required skating skills test as listed in the prerequisite column above. No pair test is a prerequisite to any skating skills test.

B. To qualify for any adult pair test, the candidate must be 21 years of age or older.

7213 The Skate United pair tests are divided into six classes:

Skate United Pair Test	Prerequisite
Skate United bronze pair	Skate United or standard bronze skating skills test
Skate United pre-silver pair	Skate United or standard pre-silver skating skills test or adult intermediate skating skills test (adult 21+ or adult 50+ passing average)
Skate United silver pair	Skate United or standard silver skating skills test or adult novice skating skills test (adult 21+ or adult 50+ passing average)
Skate United pre-gold pair	Skate United or standard pre-gold skating skills test or adult junior skating skills test (adult 21+ or adult 50+ passing average)
Skate United gold pair	Skate United or standard gold skating skills test or adult senior skating skills test (adult 21+ or adult 50+ passing average)

A. The Skate United test track is for candidates who have physical disabilities, as defined by the Americans with Disabilities Act (ADA).

B. Any Skate United pair test may be taken only after the candidate has completed the required skating skills test as listed in the prerequisite column above. No pair test is a prerequisite to any skating skills test.

C. Pair test equivalencies are allowed in one direction only from the standard track to the Skate United track, not from the Skate United track to the standard track. (Example: a skater who passes the standard pre-silver pair test is eligible to take the Skate United silver pair test; however, a skater who passes the Skate United pre-silver pair test is not eligible to then take the standard silver pair test.)

D. Skate United candidates who need additional accommodations may also apply for a Skating Accommodations Memorandum as outlined in rule 4005.

7220 General Requirements for Pair Tests

7221 Each pair must consist of a woman and a man.

7222 Partners for all pair tests may be selected without regard to pair test accomplishments or eligibility status; however, in order to partner pair tests during a sanctioned U.S. Figure Skating test session, one:

A. Must be a registered member in good standing of U.S. Figure Skating;

B. If 18 years of age or older and partnering a minor:

1. Must submit the proper payment through the Members Only site, submit information for and successfully pass a U.S. Figure Skating background check; and
2. Must complete the SafeSport™ Training course.

7223 For pair tests, music is chosen by the candidate. Vocal music with lyrics is permitted.

7224 For pair tests, the entire ice surface must be available.

7225 In the event of a substantive change to any required pairs well-balanced free skate requirement(s) by the ISU or U.S. Figure Skating, the chair of the Pairs Development and Technical Committee will revise the affected pair test(s) to include such change(s) as soon as practical. The chair will notify the chairs of the Judges, Rules and Tests Committees, and U.S. Figure Skating will post the change on usfigureskating.org, notify club test chairs and ensure test forms are modified accordingly.

7230 Marking of Pair Tests

7231 Marks will be awarded on a scale ranging from -3 to +3, in whole number increments, with "0" equal to passing average for test level expectation. Three marks must be awarded for pair tests. The first mark is for "elements," the second mark is for "skating," and the third mark is for "program."

7232 The following must be observed during the skating of pair tests:

A. Elements: see rules 7100-7108

B. Skating: see rule 7923 (A)(3)

C. Program: see rule 7923 (A)(1-2)

7233 For Skate United candidates, the candidate should show the same level of achievement as that of a standard candidate at one test level below.

7234 Mandatory Deductions:

A. If the pair fails to finish a pair test program within the maximum time duration allowed under rules 7052 (standard pairs tests), 7531 (adult gold pairs test), 7541 (adult silver pairs test) and 7551 (adult bronze pairs test), a penalty of one point (-1) is deducted from the total for up to every 10 seconds in excess. (See rule 4513.)

B. Illegal elements/movements: (see rule 7109), a penalty of one point (-1) is deducted from the total for each occurrence.

7235 For all pair tests, the following information is listed:

A. Pass total: The total points which must be obtained for the test from an individual judge in order to obtain a "pass" from that judge.

B. Honors total: The total points which must be obtained for the test from an individual judge in order to obtain a "pass with honors" from that judge.

C. Distinction total: The total points which must be obtained for the test from an individual judge in order to obtain a "pass with distinction" from that judge.

7236 In order to pass a pair test, the candidate(s) must have received a "pass total" or a "pass" for the entire test from a majority of the judges. In the case where there is no majority test result among the panel, the second highest result among the panel is awarded (i.e. if results are "pass," "pass with honors," and "pass with distinction," the candidate(s) is (are) awarded "pass with honors").

7237 The pair will be judged and will "pass," "pass with honors," "pass with distinction," or be marked "retry" as a pair. A partner in such tests who has previously received a "pass," "pass with honors," or "pass with distinction" will not be affected if a subsequent attempt of the same test with a different partner is marked with a different result.

7238 Reskating Any Element of a Pair Test:

A. At the completion of any test and before any other test is conducted, the judge-in-charge must ask the other two judges individually if they wish to see any element reskated before the judges turn in their judging sheets. Should the judges wish a reskate, they must indicate to the judge-in-charge what they wish to be reskated. This will be done privately without conference. If a majority of the panel requests a reskate, the judge-in-charge will direct the pair to reskate the agreed-upon element(s). If the judges do not agree on which element(s) to reskate, the judge-in-charge will decide. A brief rest and warm-up is permitted before the reskate is performed.

B. A reskate may only be requested if warranted in order to mark a test as "pass", not as "pass with honors" or "pass with distinction."

C. After a pair test, two different elements may be reskated, if necessary.

D. Upon a request for a reskate, the pair may choose to complete any element that fulfills the stated requirement.

E. A pair that omitted a required element or substituted for a required element in the test may use one of their reskates to fulfill the stated requirement.

7300 Test Expectations and Pass Totals for Standard and Skate United Pair Tests
For judging panel requirements for pair tests, see rule 4534.

7301 Standard Bronze Pair Test and Skate United Bronze Pair Test
Test expectations: The standard bronze pair test must consist of a program with a variety of moves and connecting steps skated to the music. The pair must utilize the ice surface with some degree of unison in good form while demonstrating the fundamentals of pair skating. See the Pairs Test Requirements Chart on usfigureskating.org for element requirements and program duration. For Skate United bronze pair test, see rule 7233.
Pass total: 0 to 3 points
Honors total: 4 to 6 points
Distinction total: 7 to 9 points

7302 Standard Pre-Silver Pair Test and Skate United Pre-Silver Pair Test
Test expectations: The standard pre-silver pair test must consist of a program skated rhythmically and in harmony with the music. The pair must show a moderate degree of pair unison, with good form and flow, while fully utilizing the ice surface. It is also expected that the pair will demonstrate some of the more advanced fundamentals of pair skating including intermediate-based skating skills in mirror and/or shadow skating. See the Pairs Test Requirements Chart on usfigureskating.org for element requirements and program duration. For Skate United pre-silver pair test, see rule 7233.
Pass total: 0 to 3 points
Honors total: 4 to 6 points
Distinction total: 7 to 9 points

7303 Standard Silver Pair Test and Skate United Silver Pair Test
Test expectations: The standard silver pair test must consist of a program with connecting moves and footwork. The pair must demonstrate basic pair unison and good form and flow. The program should utilize the full ice surface and be skated with expression in time to the music. See the Pairs Test Requirements Chart on usfigureskating.org for element requirements and program duration. For Skate United silver pair test, see rule 7233.
Pass total: 0 to 3 points
Honors total: 4 to 6 points
Distinction total: 7 to 9 points

7304 Standard Pre-Gold Pair Test and Skate United Pre-Gold Pair Test
Test expectations: The standard pre-gold pair test must consist of a program of good, harmonious composition skated to the music with rhythm and expression. The program should have a change of pace, utilize the full ice surface and be skated in good form with very good flow. The pair must demonstrate good partner relationship and show a good degree of pair unison. See the Pairs Test Requirements Chart on usfigureskating.org for element requirements and program duration. For Skate United pre-gold pair test, see rule 7233.
Pass total: 0 to 3 points
Honors total: 4 to 6 points
Distinction total: 7 to 9 points

7305 Standard Gold Pair Test and Skate United Gold Pair Test
Test expectations: The standard gold pair must give an excellent performance. Both partners should move together in complete harmony showing a marked degree of pair unison, good form and excellent flow. The program should fully utilize the ice surface, have a change of pace and superbly express the mood and rhythm of music. Harmonious steps and connecting movements in time to the music should be maintained throughout the program. See the Pairs Test Requirements Chart on usfigureskating.org for element requirements and program duration. For Skate United gold pair test, see rule 7233.
Pass total: 0 to 3 points
Honors total: 4 to 6 points
Distinction total: 7 to 9 points

7310 Test Expectations and Pass Totals for Adult Pair Tests
For judging panel requirements for pair tests, see rule 4534.

7311 Adult Bronze Pair Test
Test expectations: The adult bronze pair test must consist of a program with a variety of moves and connecting steps skated to music, in good form with some degree of pair unison. The pair must utilize the ice surface while demonstrating the basic moves of pair skating. See the Pair Test Requirements Chart on usfigureskating.org for element requirements and program duration.
Pass total: 0 to 3 points
Honors total: 4 to 6 points
Distinction total: 7 to 9 points

7312 Adult Silver Pair Test

Test expectations: The adult silver pair test must consist of a program skated rhythmically and in harmony with the music. The pair should show a moderate degree of pair unison with good form and flow, while fully utilizing the ice surface. The pair is expected to demonstrate the fundamentals of pair skating including synchronized connecting movements, mirror and/or shadow skating. See the Pair Test Requirements Chart on usfigureskating.org for element requirements and program duration.

Pass total: 0 to 3 points

Honors total: 4 to 6 points

Distinction total: 7 to 9 points

7313 Adult Gold Pair Test

Test expectations: The adult gold pair test must consist of a program with connecting moves and footwork to be skated rhythmically and in harmony to the music. The pair should demonstrate partner relationship, unison, good flow and form. The program should utilize the full ice surface and be skated with expression in time to the music. See the Pair Test Requirements Chart on usfigureskating.org for element requirements and program duration.

Pass total: 0 to 3 points

Honors total: 4 to 6 points

Distinction total: 7 to 9 points

7400 Pair Test Qualifications and Age Requirements

For test qualifications for qualifying competitions, see the National Qualifying Series Athlete Handbook. Test qualifications for nonqualifying events must be met by closing date of entries.

Competitive Level	Minimum Test Qualifications	Age Requirements
Juvenile	Both partners must have passed the bronze skating skills test or higher and the bronze pair test or higher. Athletes may not have competed as a team in a qualifying competition at the intermediate level.	Age as of the July 1 that immediately precedes the relevant competition: Under 16 years of age.
Intermediate	Both partners must have passed the pre-silver skating skills test or higher and the pre-silver pair test or higher. Athletes may not have competed as a team in a qualifying competition at the novice level.	None
Novice	Both partners must have passed the silver skating skills test or higher and the silver pair test or higher. Athletes may not have competed as a team in a qualifying competition at the junior level.	None
Junior	Both partners must have passed the pre-gold skating skills test or higher and the pre-gold pair test or higher. Athletes may not have competed as a team in a qualifying competition at the senior level.	None
Senior	Both partners must have passed the gold skating skills test and the gold pair test.	None

7500 Adult Pairs Test Qualifications and Age Requirements

A. Adult bronze through championship masters pair events are open to couples in which each partner has reached 21 years of age as of the closing date for entries. The adult centennial pair event is open to couples in which each partner has reached 50 years of age as of the closing date for entries.

B. Any skater who has competed in the U.S. Figure Skating Championships, the ISU World Figure Skating Championships, the ISU World Junior Figure Skating Championships, an ISU Grand Prix event, an ISU Junior Grand Prix event, an ISU Challenger Series event or the Olympic Winter Games in novice pairs, junior pairs, or senior pairs:
   1. May not compete in the adult gold, adult silver or adult bronze pairs events.
   2. May compete in the championship masters, masters and centennial pairs events.

C. Teams that enter centennial pairs may not enter any other open pairs event.

Competitive Level	Test Qualifications (must be met by the closing date for entries)
Adult Bronze	A. Both partners must have passed at least one of the following tests: 1. The adult bronze pair test; 2. The adult bronze or adult silver singles test; 3. The standard preliminary or pre-bronze pair test; 4. The standard preliminary or pre-bronze singles test. B. Neither partner may have passed: 1. Higher than the adult bronze pair test; 2. Higher than the adult silver singles test; 3. Higher than the standard pre-bronze pair test; 4. Higher than the standard pre-bronze singles test. 5. The standard gold pattern dance test (partnered or solo).
Adult Silver	A. Both partners must have passed at least one of the following tests: 1. The adult bronze or adult silver pair test; 2. The adult silver or adult gold singles test; 3. The standard preliminary, pre-bronze or bronze pair test; 4. The standard pre-bronze or bronze singles test. B. Neither partner may have passed: 1. Higher than the adult silver pair test; 2. Higher than the standard bronze pair test; 3. Higher than the standard bronze singles test.
Adult Gold	A. Both partners must have passed at least one of the following tests: 1. The adult silver or adult gold pair test; 2. The adult gold singles test; 3. The standard bronze or pre-silver test; 4. The standard bronze singles test, the adult intermediate or novice or standard pre-silver or silver singles test. B. Neither partner may have passed: 1. Higher than the pre-silver pair test; 2. Prior to 1989, higher than the standard bronze pair test; 3. Higher than the adult novice or standard silver singles test.
Masters	Both partners must have passed at least one of the following tests: A. The adult gold pair test, B. The standard bronze, pre-silver, silver, pre-gold or gold pair test, C. Prior to 1989, the standard bronze, silver or gold pair test, D. The adult or standard pre-silver, silver, pre-gold or gold singles test.
Championship Masters	For any skater who has not previously competed at this level, both partners must have passed at least one of the following tests: A. The adult gold pair test, B. The standard bronze, pre-silver, silver, pre-gold or gold pair test.
Centennial	A. Both partners must have passed at least one of the following tests: 1. The adult silver pair test; 2. The adult silver singles test; 3. The standard preliminary or pre-bronze pair test; 4. The standard pre-bronze singles test. B. There is no maximum limit on tests passed.

7900 Marking of Pairs – CJS and IJS

7910 Marking of Pairs – CJS

7911 The component judging system is marked on a scale from 0.25 to 10.00 in increments of 0.25 of which:

Component Judging System Scale			
0.25-0.75 =	Beginning/Starting	5.00-5.75 =	Average
1.00-1.75 =	Emerging/Learning	6.00-6.75 =	Above average
2.00-2.75 =	Developing/Progressing	7.00-7.75 =	Good
3.00-3.75 =	Confident/Competent	8.00-8.75 =	Very good
4.00-4.75 =	Secure/Strengthening	9.00-9.75 =	Excellent
		10.00 =	Outstanding

7912 The chair of the Pairs Development and Technical Committee, in consultation with the judging representative on the Pairs Development and Technical Committee, will determine the deductions on the Pairs Skating Rules and Resources page on usfigureskating.org by July 1 each season.

7913 Marking of Pairs Short Program – CJS

In the pairs short program, for those events that are judged under the CJS, three marks are awarded on a scale from 0.25 to 10.00 (see rule 7911). The first mark is for technical elements and the second mark is for program components. Unison is considered under technical elements and skating skills.

A. For the marking of the technical elements, each judge will mark the quality of the execution of the elements as a whole depending on the positive and/or negative features of the execution and errors. In addition, the judges must consider the difficulty of the elements and unison.
B. For the marking of composition/presentation and skating skills, see rule 7923.
C. Executed elements that are not according to program requirements will not be considered when determining the technical element mark.
D. Spins with less than the required number of revolutions are considered execution errors and should be reflected in the technical element mark.
E. Any element commenced after the permissible time allowance will not be considered when determining the technical element mark. In the event an element is commenced before but completed after the allowable time duration, the element is to be judged as skated. The referee must advise the judges of any element begun after the time limit.

7914 Marking of Pairs Free Skate – CJS

In the pairs free skate, for those events that are judged under the CJS, three marks are awarded on a scale from 0.25 to 10.00 (see rule 7911). The first mark is for technical elements, the second mark is for composition/presentation, and the third mark is for skating skills. Unison is considered under technical elements and skating skills

A. For the marking of technical elements each judge will mark the quality of the execution of the elements as a whole depending on the positive and/or negative features of the execution and errors. In addition, the judges must consider the difficulty of the elements.
B. For the marking of composition/presentation, see rule 7923.
C. Executed elements that are not according to program requirements will not be considered when determining the technical element mark.
D. Spins with less than the required number of revolutions are considered execution errors and should be reflected in the technical element mark.
E. Any element commenced after the permissible time allowance will not be considered when determining the technical element mark. In the event an element is commenced before but completed after the allowable time duration, the element is to be judged as skated. The referee must advise the judges of any element begun after the time limit.
F. In pair skating, the accurate performance in unison by the partners must be considered in both the technical element and skating skills marks.

7920 Marking of Pairs – IJS

7921 Total Element Score – Pairs – IJS

A. *Scale of Values:* The scale of values of the elements of pairs skating is published and updated on usfigureskating.org. This scale of values contains base values of all the elements and adjustments for the quality of their execution.
B. *Base Values:* Base values of elements are measured in points and increase with the increasing difficulty of the elements. An element's difficulty depends:
   1. For jumps and throw jumps: On the names of the jumps or throw jumps listed in the order of their difficulty (toe loop, Salchow, loop, flip, Lutz and Axel) and the number of revolutions;
   2. For lifts: On the groups of the lifts (Groups 1-5), their names and the levels of difficulty;
   3. For twist lifts: On the names, number of revolutions and levels of difficulty;
   4. For death spirals: On the names and levels of difficulty;
   5. For other elements: On their levels of difficulty

C. *Levels of Difficulty of Elements:* The technical panel will determine the name and level of difficulty (when necessary) of elements. Lifts, twist lifts, death spirals, spins and step sequences (except choreographic step sequences and choreographic sequences) are divided depending on their difficulty into five levels according to the number of features achieved: Basic Level (B) in case of no features, Level 1 in case of one feature, Level 2 in case of two features, Level 3 in case of three features and Level 4 in case of four or more features. The descriptions of characteristics that give an element a certain level of difficulty are published on usfigureskating.org. The descriptions of characteristics that give an element a certain level of difficulty for the juvenile and intermediate pairs events will be reviewed by the U.S. Figure Skating Pairs Development and Technical Committee, announced no later than the spring Board of Directors meeting and may differ from those developed by the ISU and used for the novice, junior and senior pairs events.

D. *Grade of Execution (GOE):*
   1. Each judge will mark the quality of execution of every element depending on the positive and/or negative features of the execution and errors.
   2. The GOE is marked from +5, +4, +3, +2, +1, 0 (base value), -1, -2, -3, -4, -5.
   3. The guidelines for marking grades of execution are published on usfigureskating.org.

E. In the short program, if an unprescribed or additional element (performed) substitutes a required element (not performed), the respective box will be blocked, and this performed element will be considered as not according to requirements. Unlisted or additional elements such as jumps, spins, steps or repetitions, even of failed elements, are not marked and consequently do not block a "box" (spot) of another type of element.

7922 Illegal Elements/Movements

Every illegal element/movement performed in the program will be penalized by a deduction (see rule 1071 (C)) If an illegal element/movement is performed during the execution of any element, the deduction for an illegal element/movement will apply, and the element will be called Basic Level if the requirements for at least Basic Level are fulfilled. See rule 7109 for a list of illegal elements/movements.

7923 Program Component Score – Pairs – IJS

In addition to the total element score, the skater's whole performance is evaluated by three program components: (1) Composition, (2) Presentation and (3) Skating Skills. For pair skating, there must be equal demonstration of the criteria by both skaters.

A. Definitions and criteria for analyzing the program components
   1. Composition: The intentional, developed and/or original arrangement of the repertoire of all types of movements into a meaningful whole according to the principles of proportion, unity, space, pattern and musical structure. In evaluating the Composition, the following must be considered:
      a. Unity;
      b. Connections between and within elements;
      c. Pattern and ice coverage;
      d. Multidimensional movements and use of space;
      e. Choreography reflecting musical phrase and form.
   2. Presentation: The demonstration of engagement, commitment and involvement based on an understanding of the music and composition. In evaluating the Presentation, the following must be considered:
      a. Expressiveness and projection;
      b. Variety and contrast of energy and of movements;
      c. Musical sensitivity and timing;
      d. Oneness and awareness of space.
   3. Skating Skills: The ability of the skater to execute the skating repertoire of steps, turns and skating movement, with blade and body control. In evaluating the Skating Skills, the following must be considered:
      a. Variety of edges, steps, turns, movements and directions;
      b. Clarity of edges, steps, turns, movements and body control;
      c. Balance and glide;
      d. Flow;
      e. Power and speed;
      f. Unison.

B. Marks for Program Components

1. Program components are marked on a scale of 0.25 to 10.00 in increments of 0.25, with a separate mark given for each program component, of which:

0.25-0.75 =	Extremely poor	5.00-5.75 =	Average
1.00-1.75 =	Very poor	6.00-6.75 =	Above average
2.00-2.75 =	Poor	7.00-7.75 =	Good
3.00-3.75 =	Weak	8.00-8.75 =	Very good
4.00-4.75 =	Below Average	9.00-9.75 =	Excellent
		10.00 =	Outstanding

2. Increments are used for evaluation of performances containing some features of one degree and some of the next degree.
3. Guidelines for judging are published and updated on usfigureskating.org.

7924 Deductions are taken by the event referee and judges (where applicable) for certain violations of the rules as set forth in rule 1071.

List of Pair Lifts		
Pair lifts are organized into groups based on the hold at the moment the woman passes the man's shoulder. Lifts are typically named after the woman's solo jump take off and the hold position of the partners. In Groups 3–5, full extension of the lifting arm(s) is mandatory. In any group, a one-hand hold may increase the difficulty of the lift.		
Group 1 Armpit hold position 1Li	• Lutz Lift • Flip Lift • Axel Lift	The man places one hand under one arm in the armpit of the woman. The woman may place her hand on the man's shoulder. The man holds the woman's other hand with one hand to assume the hold. The man may also support the woman with both his hands placed under both her armpits. The woman is lifted from a Lutz, flip, loop, Axel or toe jump take off. During the lift, the woman may assume a simple split or cross split position, and she may release the hand on the shoulder or release both hands when supported under both armpits. Both partners should exit the lift on one foot. To be considered a Group 1 lift, the lady's head remains up, and she is lower than the man's shoulder. Possible grips now include hand-to-armpit, hand-to-arm, hand-to-waist, or hand-to-hand.
Group 2 Waist hold position 2Li	• Waist Lift	The waist lift begins with both partners skating backward. The man places both hands on the woman's waist, and she places both hands on his wrists. The woman's position in the air is free. Full extension of the man's lifting arms is not mandatory unless specified. Both partners should exit the lift on one foot.
Group 3 Hand-to-hip or upper part of the leg (higher than the knee) position 3Li	• Cartwheel lift • Star/toe loop hip lift • Platter/swan lift/table top lift	Both partners begin the star and cartwheel lifts skating backward. The man places one hand on the woman's hip and holds the woman's opposite hand with his free hand. The woman's other hand is on the man's shoulder. The woman picks as in a toe loop jump and the man turns together with the woman. The woman may assume a stag, split or closed leg position. Unlike the star lift, a cartwheel lift consists of only a half revolution by both partners. Both partners should exit the lift on one foot. The platter lift begins with both partners facing each other. The man places his hands on the woman's hips, and the woman may place her hands on the man's wrists or shoulders. The woman must take off on one foot, and her full extension position should be arched or parallel to the ice. Both partners should exit the lift on one foot.
Group 4 Hand-to-hand/ arm position Press lift type 4Li	• Press lift • Loop press/ back press	In the starting position, the partners may face each other (press lift) or follow each other (loop press). Both hands of the man and woman are clasped. The woman must take off on one foot, but the woman's position in the air is free. There is no rotation on the part of the woman prior to the support position in hand-to-hand press type lifts. Both partners should exit the lift on one foot.
Group 5 Hand-to-hand/ arm position Lasso lift type 5ALi 5SLi 5TLi 5RLi 5BLi	• Lasso/Axel (edge) lift • Step up lasso/ step overhead lift • Toe lasso/tap overhead lift • Reverse lasso (backward edge) lift • Backward lasso lift	The difference between hand-to-hand press lifts and hand-to-hand lasso type lifts is that in the press lifts there is no rotation of the woman on her way to the top, while in the lasso lifts the woman does rotate on the way up. There are five different entries into lasso type lifts: toe entry, step entry, Axel edge entry, reverse entry and backward entry. Both partners should exit the lift on one foot. The toe entry, the step entry and the reverse lasso backward edge entry require a half revolution turn by the woman on take off. The Axel or "true" lasso and backward lasso lifts require a full revolution by the woman on the take off. Both partners should exit the lift on one foot.
Carry Lift	Allowed at junior and senior levels only	A carry lift consists of the simple carrying of one partner without rotation; only one-half a revolution of the man is allowed on the take-off and/or the exit. All holds in the carry lift are unrestricted. The carrying of one partner by the other on the back, shoulders or knees is allowed in these lifts. Carry lifts are not counted in the number of overhead lifts. These lifts will be considered in the component for Composition. They do not have a value and are not limited in number in the levels where they are allowed.
Carry Feature	Allowed in the junior and senior levels only	Lifts with at least one continuous revolution of the man may include a carry.

Technical Requirements – Ice Dance

8000 Ice Dance Rules

U.S. Figure Skating reserves the right to incorporate revisions made by the ISU for junior and senior events. U.S. Figure Skating also reserves the right to incorporate revisions made to the advanced novice dance event into the novice dance event. The revisions or clarifications made to the international judging system by the ISU may be adopted by U.S. Figure Skating at its discretion at any time after the revision or clarification is issued. Revisions or clarifications will be posted as Technical Notifications on usfigureskating.org and, when applicable, published in the next U.S. Figure Skating rulebook.

A. The rhythm dance and free dance requirements will be reviewed by the Ice Dance Development and Technical Committee and published on usfigureskating.org no later than July 1 each season.
B. Using the list in rule 8096, the chair of the Ice Dance Development and Technical Committee, in consultation with the vice chair of development, the vice chair of technical, and the technical panel representative on the Ice Dance Development and Technical Committee, will determine the free dance elements for levels other than novice, junior and senior to correspond with the elements available each year. The list will be published on usfigureskating.org.
C. The chair of the Adult Skating Committee will determine the free dance elements for the adult and masters events to correspond with the elements available each year. The list will be published on usfigureskating.org.

8001 Use of IJS

Competitions and categories that are required to use the international judging system (IJS) are listed in rule 1041.

8010 Conduct of Ice Dance Events

8011 In competition, an ice dance couple shall be composed of a woman and a man.

8020 Clothing and Equipment – Ice Dance

8021 The clothing of the competitors must be modest, dignified and appropriate for athletic competitions or tests, not garish or theatrical in design. Clothing may, however, reflect the character of the music chosen.

A. The skating clothing worn in actual competition may bear the manufacturer logo with a maximum of 30 square centimeters.
B. Warm-up suits may bear the name of the manufacturer and up to six logos provided they are dignified, with a maximum of 30 square centimeters each, and do not refer to tobacco, alcohol, sports betting or other categories prohibited by U.S. Figure Skating or exclusively held by its official sponsors. Warm-up suits with logos that are in conflict with U.S. Figure Skating sponsors or partners may not be worn during televised events.

8022 The clothing must not give the effect of excessive nudity inappropriate for the discipline.

8023 For domestic competitions and tests, there are no restrictions on attire related to gender. If a competitor/team is participating in an ISU sanctioned event, they must follow ISU rules for their respective discipline.

8024 For domestic competitions and tests, costume requirements are inclusive of necessary medical/adaptive equipment aids. There are no restrictions on choosing to wear required equipment aids, however they should not be theatrically enhanced or be used as a prop. If a competitor/team is participating in an ISU sanctioned event, they must follow the ISU rules for their respective discipline.

8025 Accessories and props are not permitted.

8026 The decorations on the costumes must be nondetachable, and no part of the costume or decoration may fall on the ice during skating.

8027 *Skate blades:* Figure skating blades used during competitions and tests (or hockey skate blades used during skating skills tests or skating skills events at competitions) must be sharpened to produce a flat to concave cross section without change to the width of the blade as measured between the two edges. However, a slight tapering or narrowing of the cross section of the blade is permitted.

8030 Music – Ice Dance

8031 For ice dance events, music is chosen by the competitor except for pattern dances that have not been designated as a "skaters' choice" pattern dance.

A. For pattern dances, the music must conform to the type and tempo specified in the description of the pattern dance, except as outlined for the "skaters' choice" pattern dances, which have their own tempo regulations.
B. For pattern dances designated as "skaters' choice" pattern dances, each couple may provide their own music for each pattern dance. Couple's chosen music may be +/- 2 beats per minute different from the tempo as stated in the description of the pattern dance and may include vocals. Each team must submit their music no later than the first official practice session for their event at each competition.
C. For the rhythm dance and free dance, see event-specific rules.

8032 For nonqualifying competitions, pattern dance music may be either vocal or orchestral, and must conform to the type and tempo specified in the description of the pattern dance. For qualifying competitions, standardized music from the ISU must be used with the exception of pattern dances designated as a "skaters' choice" pattern dance, where the music can be an original piece, either vocal or orchestral, chosen by the skaters while conforming to the type and tempo requirements set forth by the Dance Development and Technical Committee. The Dance Development and Technical Committee will announce each season, by Governing Council, the requirements for the "skaters' choice" pattern dances. This will include, but may not be limited to, the length of the allowable time for each pattern dance. For rhythm dance and free dance (competition and test) music, see rules 8090, 8095 and 8324 respectively.

8033 Music registration for the rhythm dance and free dance:

A. When registering their music for the rhythm dance, couples are required to list the rhythms chosen and the order in which they will be skated.
B. In addition, couples are required to submit the name of the selected music or title or theme of their free dance program.
C. This information will be given to the referee for distribution to the judges.

8040 Duration of Skating – Ice Dance

Timing starts from the moment either partner begins to move or skate. Timing stops when both skaters come to a complete stop at the end of the program.

8041 Permissible Time Allowance – Rhythm Dance and Free Dance

Skaters are allowed to finish a rhythm dance and free dance (except for adult events) within 10 seconds plus or minus the required time. The duration of adult free dance events must not exceed the maximum time allowed, but may be less, provided that all technical elements are included. Should a program be 30 or more seconds short of the prescribed range, no marks will be awarded (except for adult events). Any element started after the permissible time must not be marked and will have no value. See rules 8914 and 1071 (C) for deductions for programs that do not finish within the range of time allowed using the CJS and the IJS respectively.

A. Senior rhythm dance: 2:50 +/- 10 seconds
B. Senior free dance: 4:00 +/- 10 seconds
C. Junior rhythm dance: 2:50 +/- 10 seconds
D. Junior free dance: 3:30 +/- 10 seconds
E. Novice free dance: 3:00 +/- 10 seconds
F. Intermediate free dance: 2:30 +/- 10 seconds
G. Juvenile free dance: 2:15 +/- 10 seconds
H. Pre-juvenile free dance: 2:00 +/- 10 seconds
I. Championship adult/adult gold/adult pre-gold/masters open partnered free dance: 3:10 max
J. Championship adult solo free dance: 2:40 +/- 10 seconds
K. Adult gold solo free dance: 2:40 +/- 10 seconds
L. Adult pre-gold solo free dance: 2:20 +/- 10 seconds
M. Adult silver solo free dance: 2:00 +/- 10 seconds
N. Adult pre-silver solo free dance: 1:50 +/- 10 seconds
O. Adult bronze solo free dance: 1:40 +/- 10 seconds

8050 Composition of Ice Dance Events

8051 Ice dance qualifying competitions consist of:

A. Senior and junior events: rhythm dance and free dance. The rhythm dance description will be released for each competitive year by the ISU and may include a pattern dance within.
B. Novice, intermediate and juvenile: pattern dances and free dance.
C. For the adult championships:
    1. Championship adult partnered dance: pattern dances and free dance
    2. Adult gold, adult pre-gold, masters open, adult silver, adult pre-silver, adult bronze, adult pre-bronze and centennial partnered pattern dance: pattern dances only
    3. Adult gold, adult pre-gold and masters open partnered free dance: free dance only
    4. Championship adult solo dance: pattern dances and free dance
    5. Adult gold, adult pre-gold, masters open, adult silver, adult pre-silver and adult bronze solo pattern dance: pattern dances only
    6. Adult gold, adult pre-gold, adult silver, adult pre-silver and adult bronze solo free dance: free dance only

8052 The rhythm dance must precede the free dance in senior and junior events. The pattern dance must precede the free dance in all other applicable events.

8060 Segments Descriptions

8070 Pattern Dance Descriptions

8071 Pattern dancing consists of skating dances with specified steps and holds that are either set pattern dances, which must be placed on the ice surface as diagrammed in the rulebook, or optional pattern dances, which may be placed on the ice surface in any relation to the ice surface that the couple desires, provided that the edges and their relationship to the continuous axis are maintained, the pattern is not distorted and is maintained for each repetition and does not place the partners in awkward positions.

8072 General Requirements for Pattern Dances

A. **Technique**:

1. **Accuracy:** The steps, edges, elements/movements and dance holds must be in accordance with the dance diagrams and descriptions. Subject to general conformity with the basic requirements, some latitude is given to allow a couple to demonstrate their own individual style. This is usually accomplished by the use of a variety of arm and/or leg movements. Movements or positions of arms and/or hands which differ from those specified in the descriptions of the required dance holds are permitted, provided that the leading hand of the lead partner remains in the prescribed position for the hold.
2. **Placement:** The steps of the dances must be skated in accordance with the dance diagrams and descriptions. Maximum utilization of the ice surface is desirable, which requires deep edges and good flow. There should be no apparent struggle for speed. Ice coverage must not be obtained by the use of flat or shallow edges. In a regulation-size arena (100 x 200 ft.) the couples may not cross the center line of the rink. In arenas less than regulation size, the couples may cross the center line proportionally to the width of the ice surface.
3. **Skating Skills:** Good basic skating skills are required. Deep edges skated with speed, flow and easy glide in an effortless manner. Cleanness and sureness of steps, edges and lobe transitions evident. The skaters must carry their weight over the skating foot. Footwork must be neat and precise. Two-footed skating must be avoided except where it is required. Good and equal technical ability are required for both partners. The knee of the skating leg should be flexible with a rhythmic rise and fall. On chassés and progressives the feet must be lifted a small distance from the ice.
4. **Style:** Carriage should be upright, but not stiff, with the head held up. All actions should be easy and flowing and performed in an elegant manner. The dance holds (see the Dance Glossary (rule 8100)) should be firm and the fingers neither spread nor clenched. There should be no apparent struggle for speed, and speed should not be obtained at the expense of good style. The free leg should be extended, and the foot turned out and pointed down.
5. **Unison:** The couple should skate as close together as possible, keeping a constant distance between them. Body movements such as leg swings, knee bends and lean should be equal and well coordinated, and their performance should be balanced. The lead partner should show an ability to lead and the follow partner to an ability to follow. **Note:** The unison requirement does not apply to solo dance track tests and events.

B. **Timing:** The dances must be skated in strict time to the music with the start of the dance commencing with a major accent. All movement must be coordinated with the rhythm of the music so that all steps are completed without any break in continuity.

C. **Presentation (competitions)/Expression (tests):** The dance must be skated smoothly and rhythmically with the character of the music being correctly displayed. Such interpretation shall be shown by variations in the execution of dance movements which reflect the patterns in the music. The overall effect should be such that each pattern dance has a distinct flavor. The partners should relate to one another.

8073 Conduct of Pattern Dance Events

8074 For pattern dance events, the couples will skate each dance one couple at a time. In events with more than one pattern dance, all couples will complete one dance before the next dance is started; and the starting order of the couples will rotate in the following manner:

A. Couples will be divided into as many sections as there are pattern dances. These sections are different than the warm-up groups (see rule 2710); although a section and a warm-up group could have the same number of skaters depending on the number of couples in the event and the number of pattern dances to be skated.
B. If the total number of couples is not evenly divisible by the number of dances, the last section(s) will be larger.
C. All couples will skate the first pattern dance in their respective warm-up groups, in their drawn starting order.
D. The first couple in section two will be the first to skate the second pattern dance, and they will be followed by the remaining couples in section two, in their drawn starting order. All couples in each section will finish before the couples in the next section begin.
E. The section beginning each subsequent pattern dance will be rotated in the same manner (so if there are three pattern dances, there will be three sections, and section three will begin the third pattern dance, followed by section one and then section two).
F. The warm-up groups will be reset for each subsequent pattern dance based upon the new rotation order for each dance.
G. When four or fewer couples start, these provisions may be suspended, provided all couples agree.

8075 Number of Sequences Danced in Competitions

In the initial and final round of all dance competitions, the number of sequences of the dance to be danced will be as shown in the table below:

Pattern Dance	Qualifying Competitions (except novice events and adult competitions)	U.S. Adult Championships and adult sectionals (partnered and solo)	Pattern Dance	Qualifying Competitions (except novice events and adult competitions)	U.S. Adult Championships and adult sectionals (partnered and solo)
American Waltz	2	2	Paso Doble	3	2
Argentine Tango	2	2	Quickstep	4	3
Austrian Waltz	2	2	Ravensburger Waltz	2	2
Blues	3	3	Rhumba	4	3
Tango Canasta	3	2	Rhythm Blues	3	2
Cha Cha	3	2	Rocker Foxtrot	4	3
Cha Cha Congelado	2	2	Silver Samba	2	2
Dutch Waltz	3 (with key points) or 2 (no key points)	2	Starlight Waltz	2	2
European Waltz	2	2	Swing Dance	2	2
Tango Fiesta	3	2	Tango	2	2
Finnstep	2	2	Tango Romantica	2	2
Fourteenstep	4	3	Tea-Time Foxtrot	1	1
Foxtrot	4	3	Ten-Fox	3	2
Golden Waltz	2	2	Viennese Waltz	3	2
Hickory Hoedown	3	2	Westminster Waltz	2	2
Kilian	6	4	Willow Waltz	3 (with key points) or 2 (no key points)	2
Midnight Blues	2	2	Yankee Polka	2	2

A. Novice pattern dance will follow ISU requirements.

B. In the event that a couple does not execute the number of required sequences for the designated pattern dance:
   1. The pattern dance will be considered finished when the couple has completed its final pose, or the skaters leave the ice, or in the opinion of the referee, the skaters have completed the skating of the dance and the music is stopped.
   2. The missing sequences/sections will not be entered in the data calculations (for IJS events).
   3. Since there will be no data entered for calculation purposes, it will not be necessary for the technical panel to "call" the missing sections (in IJS events).
   4. Printed protocol will acknowledge only the sequences/sections skated (in IJS events).
   5. The judges are to reflect the missing sections in the component marks.
   6. This does not preclude rules 1400-1403.

C. In a nonqualifying competition the referee may vary the number of sequences to meet current conditions, in which case the judges and all entrants will be informed before the warm-up of the first dance.

D. When pattern dances are included in the final round, the referee will determine whether the number of sequences is to be the same as those specified for the initial round or increased by one or two sequences taking into account the number of dances and couples and whether the couples are to dance one at a time or in groups of two to four.

8076 Side to Start

The referee will announce in advance the side of the ice surface on which each pattern dance will start. If a couple begins to perform the first pattern on the incorrect side, the following actions are to be followed:

A. The referee must signal the couple to stop. The couple must stop skating at the signal of the referee. The music must stop, and the judges and technical panel must cease their evaluations. The referee will instruct the couple of the direction in which to start the dance.

B. The couple will be allowed to restart the entire dance, including the introduction, in the correct direction.

C. If there were any calls by the technical panel during the first start of the pattern dance prior to the referee stopping the couple, the technical panel will have these calls removed from the computer. Any judges scores that were entered will have to be cleared out, too.

D. If the referee does not signal the couple to stop, and they continue to perform the pattern dance on the incorrect side of the ice, the technical panel will call the pattern dance in the order as skated, without penalty with respect to the order of the patterns.

8077 Introductory Steps

A. For pattern dances, when using ISU music, the introductory period may be up to eight measures with an unlimited number of steps.
   1. All pattern dances may be started with optional introductory steps/movements which must not exceed the introductory phrasing (eight measures) of the particular tune (unless otherwise specified).
   2. The judges must penalize couples exceeding an eight-measure introduction. The Finnstep is an exception to this rule due to the introductory phrasing of the ISU's official Finnstep music, which is less than eight measures. The deduction for the introductory steps exceeding the introductory phrasing does not apply to this dance.

B. For pattern dances, when using "skaters' choice" music, the introductory and ending period is not restricted to eight measures; however, the overall skating time cannot exceed the maximum time listed on the "Skaters' Choice Pattern Dance Timing Chart."

8078 On ice surfaces measuring less than 100 feet wide, an allowance of one-half of the different in width (from 100 feet) shall be allotted to skaters with respect to midline crossings and the location of pattern re-starts when the location of such a re-start is specified in the dance diagram (e.g. the Quickstep). The referee shall inform the judges of this allowance prior to the start of the pattern dance segment, and the judges shall not deduct for midline crossings and re-starts that fall within that allowance. However, other types of pattern distortions (for set pattern dances) or pattern shifts are not acceptable and must be appropriately penalized by the judges.

8079 The following special rules shall apply:

A. When the Fourteenstep is competed (initial round or final round) using the IJS, the dance must be executed using one swing roll. Skaters taking dance tests must use one swing roll.

B. When two or more couples skate the Fourteenstep as a group, the dance will be danced with two rolls along each side of the ice surface, i.e. 18 steps in all. Otherwise, only one roll along each side of the ice surface will be permitted, i.e. 14 steps.

C. The pattern of the American Waltz, European Waltz and Tango have been standardized to the ISU pattern as shown in the diagrams. All three are described as optional pattern dances. However, when any of these dances are selected (initial round or final round) to be competed at a competition where the IJS is being used, the starting point of the dance must be as shown in the tests book. In competitions where the IJS is not used, these dances may be skated with optional starting points. Skaters taking any of these tests can also use an optional starting point.

8080 In addition:

A. In initial or final rounds of competitions consisting of pattern dances where more than one couple is skating the dance on the same surface at the same time, couples shall be penalized for serious interference with other couples in crossing the midline of the ice surface or through other fault.

B. If two or more couples desire to start a given dance at substantially the same place on the ice surface, the couples shall start at least three measures of music apart in an order mutually agreed upon or, in the absence of mutual agreement, in an order designated by the referee.

8081 Selection and Posting of Pattern Dances

A. For novice, intermediate, juvenile, pre-juvenile and adult partnered dance events, the chair of the Dance Development and Technical Committee will announce the pattern dances for the upcoming competitive season on usfigureskating.org no later than the spring Board of Directors meeting. For adult solo dance events, the chair of the Adult Skating Committee will announce the pattern dances for the upcoming competitive season on usfigureskating.org no later than the spring Board of Directors meeting.

B. Unless previously stated in the announcement for a nonqualifying competition, the referee shall make the selection of pattern dances utilizing a closed draw. This information shall be announced and posted at the first official practice session of the competition. The order in which the two pattern dances of a nonqualifying event will be skated shall be specified in the announcement.

8090 Rhythm Dance Description

If these general requirements do not conform to ISU regulations, and as revised by ISU Communications, the ISU requirements prevail. U.S. Figure skating rules referenced do apply.

A. The rhythm dance is a dance created by a couple to music with designated rhythms and/or themes. The dance must:
   1. Reflect the character of the music, the selected dance rhythm(s) and/or theme(s);
   2. Be translated to the ice by demonstrating technical skill with a variety of steps, turns (skating vocabulary) and movements executed precisely and completely along with balance and glide, flow, power and speed, and unison;
   3. Be delivered with unison, in harmony and spatial awareness;
   4. Fit the phrasing of the music.

   Couples must skate primarily to the rhythmic beat. The dance will contain required elements specified for each level. Elements should be integrated into the composition of the dance so the concept and choreography must produce the feeling of a unified dance.

B. The music for the rhythm dance, including music for the specified pattern dance (if required), is to be provided by the couple. The music may be vocal and must be suitable for ice dance as a sport discipline. The music must have the following characteristics:
   1. The music must be selected in accordance with the designated rhythm(s) and/or theme(s), and with the specified tempo when applicable.
   2. Only dance music with a rhythmic beat may be used. The music may be without a rhythmic beat for up to 5 seconds at the beginning of the program.

   Rhythm dance music that does not adhere to these specifications will be penalized by deduction(s) (see rule 1071 (C) (2)).

C. For 2026-27, there are no pattern restrictions.

D. All dance steps, turns, rotations and changes of position are permitted, provided that they are appropriate to the designated rhythm(s) and the music chosen. Repetition of any steps, turns and movements is permitted. Difficult, original, varied and intricate footwork is required for both skaters.

E. Partners must remain in hold (recognizable and/or variations of holds) except to change hold throughout. Note: Extended/sustained basic "hand-in-hand" position is not permitted, except during the creative dance element (CDE).

F. Partners must not separate except to change hold or to perform required elements requiring a separation. The distance between partners during such separations should not exceed two arms lengths. Change of hold and turns as transitional elements must not exceed the duration of one measure of music. Separations at the beginning and/or end of the program may be up to 5 seconds in duration without restrictions on the distance of the separation, unless otherwise specified.

G. After the clock starts, the couple must not remain in one place for more than 5 seconds at the beginning and/or end of the program. During the program (excluding the one 5 seconds at the beginning and/or end of the program):
   - Senior: 1 full stop of no more than 5 seconds is permitted in the creative dance element (CDE)
   - Junior: One full stop of no more than 5 seconds is permitted

   Note: Any stationary spinning movement is not considered a stop.

H. The program must be developed through skating skill and quality rather than through non-skating actions such as sliding on one knee or use of toe steps, which should be used only to reflect the character of the dance and underlining rhythm and nuances of the chosen music. Programs should be choreographed to all sides of the arena and not only focused to the judges' side.

I. Touching the ice with the hand(s) is not permitted, unless otherwise allowed and published on usfigureskating.org.

J. Kneeling or sliding on two knees and/or sitting on the ice is not allowed and will be considered a fall unless otherwise published on usfigureskating.org.

8091 Elements for Rhythm Dance

The required elements for the rhythm dance will be selected each season from the following list of ice dance elements and will be published annualy on usfigureskating.org. See Rule 8000 (A).

A. Dance lift(s)
B. Dance spins(s)
C. Turn sequence(s)
D. Step sequence(s)
E. Pattern dance element(s)
F. Choreographic element(s)

8095 Free Dance Description

If these general requirements do not conform to ISU regulations, and as revised by ISU Communications, the ISU requirements prevail. U.S. Figure skating rules referenced do apply.

A. A free dance is the skating by the couple of a creative dance program blending dance steps and movements expressing the character/rhythm(s) of the dance music chosen by the couple.

B. The free dance must contain combinations of new or known dance steps and movements including required elements composed into a well-balanced, whole unit displaying excellent skating technique and the personal creativity of the couple in concept, arrangement and expression. The program, including required elements, must be skated in time and phase with the music. The couple should skate primarily in time to the rhythmic beat of the music and not to the melody alone.

C. The choreography should clearly reflect the dance character, accents and nuances of the chosen dance music, demonstrating a close relationship between partners with obvious, distinct changes of mood and pace with variations in speed and tempo. The program must utilize the full ice surface.

D. The free dance must not have the concept of a pair or show program.

E. The music for free dance at all levels may be vocal, must be suitable for ice dance as a sport discipline and must have the following characteristics:

1. A rhythmic beat and melody, or a rhythmic beat alone, but not melody alone. It may be without a rhythmic beat for up to 10 seconds at the beginning or at the end of the program and up to 10 seconds during the program.
2. At least one obvious change of tempo/rhythm and expression. This change may be gradual or immediate. This requirement does not apply to intermediate, juvenile, pre-juvenile or adult levels.
3. All music, including classical music, must be cut/edited, orchestrated or arranged in a way that it creates an interesting, colorful and entertaining dance program with different dance moods or a building effect.

Free dance music that does not adhere to the requirements in rule 8095 (E) will be penalized by a deduction as outlined in rule 1071 (C)(2).

F. All steps and turns are permitted. Deep edges and intricate footwork displaying skating skill, difficulty, variety and originality that constitute the distinct technical content of the dance must be included in the program and performed by both partners. In the interest of the public in the arena, programs should be choreographed to all sides of the arena and not only focused on the judges' side.

G. All elements and movements are allowed provided that they are appropriate to the character of the music and the concept of a well-balanced program and in accordance with the definitions in the Dance Glossary (see rule 8100).

H. The number of separations to execute transitional footwork or moves is not restricted. The distance between the partners should not exceed two arm lengths. The duration of each such separation, outside of the required elements requiring a separation, must not exceed five seconds. Separations at the beginning and/or end of the free dance may be up to 10 seconds in duration without restriction on the distance of the separation, unless otherwise allowed and published on usfigureskating.org.

I. All changes of hold are allowed. Many and varied dance holds increase the difficulty of the program and therefore should be included. Skating face to face is considered to be more difficult than skating side by side, hand in hand, separately or one following the other.

J. After the clock is started with the first movement, the couple must not remain in one place for more than 10 seconds. During the program, unlimited full stops with a maximum of five seconds each in duration are permitted.

K. The program must be developed through skating quality rather than through non-skating actions such as sliding on one knee or use of toe steps which should be used only to reflect the character of the dance and underlining rhythm and nuances of the chosen music.

L. Touching the ice with the hand(s) is not allowed except during the choreographic sliding movement and the choreographic character step sequence.

M. Kneeling or sliding on two knees, or sitting on the ice is not allowed and will be considered a fall (except the choreographic sliding movement or unless otherwise announced on usfigureskating.org).

8096 Elements for the Free Dance

All levels of free dance may consist of a maximum number of elements. The elements will be selected each season from the following list of ice dance elements and will be published annually on usfigureskating.org. See Rule 8000 (A).

A. Dance lift(s)
B. Dance spin(s)
C. Step sequence(s)
D. Turn sequence(s)
E. Choreographic element(s)

8100 Dance Glossary

NOTE: Notwithstanding reference to gender within these dance terms, pattern dance tests may be taken with a partner of the same gender.

8101 Axis

A. **Long Axis:** A straight line that divides the ice surface into two halves lengthwise (midline).
B. **Short Axis:** A straight line that divides the ice surface into two halves crosswise.
C. **Continuous Axis:** An imaginary line running around the ice surface that serves as the basis for the dance pattern. Usually in pattern dances and rhythm dance the continuous axis consists of two lines running parallel to the long axis of the ice surface, approximately halfway between long axis and the sides. These lines are joined at each end of the ice surface by a semi-circle. These semi-circles are flattened in some dances so that they run parallel to the ends of the ice surface. In circular dances, such as the Kilian, the continuous axis approximates a circle. The continuous axis of the Paso Doble is an oval.
D. **Transverse Axis:** An imaginary line intersecting the continuous axis of a dance at right angles.

8102 Pattern

The pattern of a dance is the design of the dance on the ice.

A. **Set Pattern Dance:** A pattern dance for which the location, direction and curvature of all edges to be skated are designated in the diagram. This diagram must be followed as closely as possible.
B. **Optional Pattern Dance:** A pattern dance for which the pattern may be altered by a couple provided that the original step sequences, positions and timing are maintained. Each repetition of the altered pattern must be executed in the same manner, and the restart must be commenced from the same place.
C. **Lobe:** Any sequence of steps on one side of the continuous axis that is approximately semi-circular in shape.

8103 Series of Steps

A. **Introductory Steps:** All pattern dances may be started with optional introductory steps. They must not exceed the introductory phrasing. This does not apply to pattern dance elements.
B. **Start of Pattern Dance:** The first step of the pattern dance after the introductory steps.
C. **Sequence:** The set order of the prescribed steps/turns that compose one pattern (sequence) of a pattern dance.
D. **Step Sequence:** A series of prescribed or unprescribed steps, turns and movements in a rhythm dance or a free dance, step sequences are divided into types, groups and styles.
    1. There are the following types of step sequences which may be skated either in hold or not-touching.
        a. **Step Sequence in Hold:** Must be skated in any dance holds or variations thereof (unless otherwise specified). Any separation to change a hold must not exceed one measure of music.
        b. **Not Touching Step Sequence:** Must incorporate mirror and/or matching footwork. Both partners may cross each other's tracing(s) and may switch from matching footwork to mirror and vice versa (unless otherwise specified). The partners should remain as close together as possible, but they must not touch. The distance between the partners should not be more than two arms lengths apart, except for short distances when the partners are performing edges and turns in opposite directions.
    2. **Types of Step Sequences** are divided into groups:
        a. **Group A: Straight Line Step Sequences**
            i. **Diagonal:** Skated as fully corner to corner as possible
            ii. **Midline:** Skated along the full length of the ice surface on the long axis or short axis
        b. **Group B: Curved Step Sequences**
            i. **Circular:** May be skated in clockwise or counterclockwise direction, utilizing the full width of the ice surface on the short axis of the rink.
            ii. **Serpentine:** Commences in either direction (clockwise or counterclockwise) at the long axis at one end of the rink and progresses in three bold curves or in two bold curves (S-shaped) and ends at the long axis of the opposite end of the rink; the pattern utilizing the full width of the ice surface.
        c. **Group C: Partial Step Sequences**
            i. **Pattern Dance Type Step Sequence:** Performed on the ice surface anywhere or as prescribed.
    3. **Style of Step Sequences:** Characteristics of levels of step sequences, organized as styles, are technical requirements with ongoing validity.

    Any variation or combination of groups, or other groups of step sequences will be described and published on the Skating Rules and Resources section on usfigureskating.org.
E. **Section:** A part of a sequence of a pattern dance.
F. **Pattern Dance Element:** A series of prescribed steps, turns and movements in a rhythm dance, consisting of a sequence of a pattern dance, a section of a pattern dance or a combination of steps/turns from a pattern dance.

8104 Steps

A. **Step:** The visible tracing on the ice that is executed on one foot. It may consist of an edge, change of edge, a turn on one foot such as a three-turn or counter, or a flat (which usually is not acceptable).
   1. **Edge:** The visible tracing of a skate on one foot that is on one curve.
   2. **Change of edge:** The visible tracing of a skate on one foot that changes from one curve and edge to a different curve and edge.
   3. **Flat:** The visible double tracing of a skate on one foot that is straight.

B. **Open Stroke (opS):** A step started beside the skating foot and not crossed forward or behind.

C. **Cross Stroke (XS):** A forward or backward step started with the feet crossed so that the impetus or power is gained from the outside edge of the foot that is becoming the free foot. (Note: The legs cross above the knees.)

D. **Crossed Step In Front (XF):** A step in which the free foot is placed on the ice on the outer edge side of the skating foot with the free leg tightly crossed in front of the skating leg (note: the legs cross below the knees).

E. **Crossed Step Behind (XB):** A step in which the free foot is placed on the ice on the outer edge side of the skating foot with the free leg tightly crossed behind the skating leg (note: the legs cross below the knees).

F. **Chassé**
   1. **Simple Chassé (Ch):** A series of two edges (usually outside, inside) in which, on the second edge, the free foot is placed on the ice beside the skating foot, but not ahead of or behind it, and the free foot is lifted with the blade parallel to the ice.
   2. **Crossed Chassé (XCh):** The same as the simple chassé, except that on the second step, the free foot crosses the skating foot (crossing behind if the skater is skating forward, and crossing in front if the skater is skating backward).
   3. **Slide Chassé (slCh):** The same as the simple chassé, except that on the second step, the free foot slides off the ice in front of the skating foot when the skater is skating forward and to the back if the skater is skating backward (e.g. lead partner's Step 32 of the Starlight Waltz).

G. **Progressive or Run or Crossover (Pr or Run):** A step or sequence of steps on the same lobe and in the same direction, in which the free foot, during the period of becoming the skating foot, strikes the ice beside and travels past the skating foot, thus bringing the new free foot off the ice trailing the new skating foot, and in such a manner that some impetus is gained from the edge of the foot which is becoming the free foot.

H. **Roll (R):** A short or long forward or backward edge.
   1. **Swing Roll (SwR):** A roll held for several beats of music during which, when skating backward, the free leg lifts and then first swings forward, then backward past the skating foot, then back beside to skate the next step. When skating forward, the free leg first swings backward, then forward, and then back besides to skate the next step. The swing of the leg gives the sense of a rolling movement.
   2. **Cross Roll (forward/backward) (CR):** Rolling action of the free leg passing continuously the skating foot to the next outside curve. At the same time, the body weight transfers from one outside curve to the new outside curve to create a rolling movement. For cross rolls, the free foot passes the skating blade/foot and is placed on the ice in front/back of the skating blade/foot. There is no requirement for the new skating blade to be on an outside edge when it is placed on the ice.

I. **Slip Step:** A step skated in a straight line with the blades of both skates being held flat on the ice. The weight is over the skating leg, which may be well bent or straight, while the free foot slides forward on the ice to full extension.

J. **Swing (sw):** An edge held for several beats of music during which the free foot moves past the skating foot before it is placed on the ice beside the skating foot. Unlike the swing roll, the edge is skated on the same lobe as the previous edge.

K. **Toe Step:** A step where the skater steps from one toe to the other without jumping.

L. **Wide Step (*):** A wide step between two edges.

8105 Turns

A. **One Foot Turn**
   1. **Three-Turn:** A turn executed on one foot from an outside edge to an inside edge or an inside edge to an outside edge, with the exit curve continuing on the same lobe as the entry curve. The skater turns in the direction of the curve.
   2. **American Waltz Type Three-Turn:** A three-turn from an outside edge in which the free leg is extended and the toe and hip are well turned out and held over the tracing. The instep of the free foot is drawn close to the heel of the skating foot as the turn is made. After the turn onto an inside edge, the free foot is extended back of the tracing before being brought back beside the skating foot in time for the next step.
   3. **European Waltz Type Three-Turn (or Swing Three Turn):** A three-turn which begins as in rule 8105 (A)(2). After the turn, the back inside edge is held for one beat efore the weight is transferred to the free foot as it becomes the skating foot.
   4. **Ravensburger Waltz Type Three-Turn:** An inside three-turn which begins as in 8105 (A)(2) with the free leg extended over the tracing and left behind during the turn, and swings through after its completion in front of the tracing, before being brought back beside the skating foot in time for the next step.

5. **Touchdown Three-Turn:** A three-turn in which the weight is almost immediately transferred to the free foot as it becomes the skating foot for the next step. The turn is made from a forward outside three to the backward outside edge of the opposite foot without full weight transfer, then the skater immediately steps forward onto the original foot (e.g. Steps 1 and 2 of the Austrian Waltz). Such a sequence may be skated with forward or backward, inside or outside three-turns. May be skated alone or as a couple side by side.
6. **Walk-Around Three-Turns:** Three-turns turned by a couple at the same time around a common axis. The partners skate these turns in waltz hold (e.g. Step 31 in the Austrian Waltz) or offset in partial tango hold (e.g. Steps 1 to 5 in the Golden Waltz).
7. **Bracket (Br):** A turn made on one foot from forward to backward (or backward to forward) from one edge of one character to an edge of another character, i.e. outside to inside or inside to outside, where the body rotation is counter to the natural direction of progress causing the cusp to print outward from the center of the lobe curvature. The edge before and after the turn is on the same lobe.
8. **Rocker (Rk/Roc):** A turn made on one foot from a forward to backward (or backward to forward) edge maintaining the same character, i.e. inside to inside or outside to outside, where the body rotation is in the same direction as the natural progress causing the cusp to point toward the center of curvature of the first lobe. The edge before and after the turn is on different lobes having opposite directional curvature.
9. **Counter (Ctr):** A turn made on one foot from a forward to backward (or backward to forward) edge maintaining the same character, i.e. inside to inside or outside to outside, where the body rotation is counter to the natural direction of progress causing the cusp to point outward from the center of curvature of the first lobe. The edge before and after the turn is on different lobes having opposite directional curvature.
10. **Swing Rocker and Swing Counter (swRk/Roc/swCtr):** A rocker or counter in which the free leg is swung past the skating foot before the turn is executed, and after the turn, is either swung forward past the skating foot and held over the tracing or is held behind the skating foot in line with the tracing.

B. **Two Foot Turn:** A rotational movement from one foot to the other foot in which the skater moves forward to backward or backward to forward.
   1. **C Step (CSt):** A turn from one foot to the other in which the entry and exit curves are continuous and of equal depth. The change of foot is from an outside edge to an outside edge or from an inside edge to an inside edge.
      a. **Open C Step (opCSt):** A C step in which the heel of the free foot is placed on the ice at the inner side of the skating foot, the angle between the two feet being optional. Following the weight transfer, the immediate position of the new free foot is behind the heel of the new skating foot (e.g. the lead partner's Steps 8 and 9 and the follow partner's Steps 12 and 13 of the Fourteenstep).
      b. **Closed C Step (clCSt):** A C step in which the instep of the free foot is brought to the heel of the skating foot until the free foot is placed on the ice behind the heel of the skating foot. Following the weight transfer, the immediate position of the new free foot is in front of the new skating foot (e.g. Steps 11 and 12 of the Rocker Foxtrot).
      c. **Swing C Step (swCSt):** An open or closed C step in which the free leg swings forward closely past the skating leg, and then back to the skating foot to execute the turn (e.g. Steps 20 and 21 of the Tango).
   2. **S Step (SSt):** A turn from one foot to the other in which the curve of the exit edge is opposite to that of the entry edge. The change of foot is from outside edge to inside edge or inside edge to outside edge. Unless otherwise specified in the dance description, the free foot is placed on the ice close to the skating foot. The entry and exit edge are of equal depth.
      a. **Open S Step (opSSt):** An S step in which the free foot is placed on the ice on the inner side of the skating foot. Following the weight transfer the immediate position of the new free foot is behind the heel of the new skating foot.
      b. **Closed S Step (clSSt):** An S step in which the instep of the free foot is brought to the heel of the skating foot until the free foot is placed on the ice behind the heel of the skating foot. Following the weight transfer the immediate position of the new free foot is in front of the new skating foot (e.g. Steps 12 and 13 of the Blues).
      c. **Swing S Step (swSSt):** An open or closed S step in which the free leg swings forward closely past the skating leg and then back to the skating foot to execute the turn (e.g. Steps 5 and 6 [first part] of the Quickstep).
      d. **Crossed Open S Step (XopSSt):** An S step in which the outside of the free foot is held in front of and at right angles to the skating foot. The hip is open after the turn. It may be wide-stepped (e.g. Steps 11 and 12 of the Rhumba).

C. **Twizzle (Twz):** A traveling turn on one foot with one or more rotations, which is quickly rotated with a continuous (uninterrupted) action. The weight remains on the skating foot with the free foot in any position during the turn, and then placed beside the skating foot to skate the next step. A series of checked three-turns is not acceptable, as this does not constitute a continuous action. If the traveling action stops during the execution, the twizzle becomes a solo spin (pirouette). The four different types of entry edges for twizzles are: (1) forward inside (FI); (2) forward outside (FO); (3) backward inside (BI); (4) backward outside (BO).

D. **Twizzle-Like Motion:** While the body performs one full continuous rotation the skating foot technically executes less than a full turn followed by a step forward.

E. **Turn Sequences**
1. Set of Twizzles
   a. **Set of Synchronized Twizzles**: A series of two twizzles by each partner with up to four steps between twizzles;
   b. **Set of Sequential Twizzles:** A series of two twizzles by each partner with up to one step between twizzles.
   For both 1 and 2: Each twizzle must be at least one full rotation on one foot performed simultaneously (at the same time) by both partners.
   Any variation or combination of twizzles will be published on usfigureskating.org.
2. **One Foot Turns Sequence:** Specified turns performed on one foot by each partner simultaneously, in hold or separately.

F. **Solo Spin (Pirouette):** A spinning movement performed on one foot on the spot by one partner alone (without the assistance of the other partner) or by both partners simultaneously (around separate centers).

8106 Dance Spins, Dance Lifts, Jumps and Dance Jumps, Movements and Choreographic Elements

A. **Dance Spin**
1. **Dance Spin:** A spin skated by the couple together in any hold. To be performed on the spot around a common axis on one foot with or without change(s) of foot by one or both partners simultaneously.
2. **Basic Positions in Dance Spins:**
   a. **Upright Position**: Performed on one foot with skating leg straight or slightly bent and upper body upright (on a nearly vertical axis), arched back or bent to the side.
   b. **Sit Position:** Performed on one foot with skating leg bent in a one-legged crouch position and free leg forward, to the side or back.
   c. **Camel Position:** Performed on one foot with skating leg straight or slightly bent and body bent forward and free leg extended or bent upward on a horizontal line or higher.

Any variation or combination of dance spins will be published on usfigureskating.org.

B. **Leg and Foot Positions:**
1. **Coupée:** The free foot is held up in contact with the skating leg from an open hip position so that the free foot is at a right angles to the leg of the skating foot;
2. **Passé:** The free foot is brought up to the side of the skating leg from a closed hip position so that the free foot is parallel to the leg of the skating foot;
3. **Attitude:** The free leg is bent, and brought up out and behind at a ninety degree angle to the leg of the skating foot.

C. **Dance Lift:** A movement in which one of the partners is elevated with active and/or passive assistance of the other partner to any permitted height sustained there and set down on the ice. Any rotations and positions and changes of such positions during the lift are permitted. Lifts should enhance the music chosen and express its character and should be performed in an elegant manner without obvious feats of strength and awkward and/or undignified actions and poses.
1. Types of dance lifts are classified as follows:
   a. **Short Lifts:** The duration of the lift should not exceed eight seconds:
      i. **Stationary Lift:** A lift that is executed on the spot (stationary location) by the lifting partner who may or may not be rotating.
      ii. **Straight Line Lift:** A lift in which the lifting partner travels in a straight line in any position on one foot or two feet.
      iii. **Curve Lift:** A lift in which the lifting partner travels on one curve (lobe) in any position on one foot or two feet.
      iv. **Rotational Lift:** A lift in which the lifting partner rotates in one direction (clockwise or counterclockwise) while traveling across the ice.
   b. **Combination Lifts:** The duration of the lift should not exceed 13 seconds: A lift combining:
      i. Two rotational lifts in different directions;
      ii. Two curve lifts on two different curves, forming a serpentine pattern
      iii. Two different types of short lifts (see rule 8107 (B)(1))

   Any variation or combination of dance lifts will be published on usfigureskating.org.

D. **Jumps and Dance Jumps:**
1. **Dance Jump:** A jump of not more than one revolution.
2. **Jump Entry:** A jump of not more than one-and-a-half revolutions, performed by one partner as an entry to a required element unless otherwise specified.
3. **Jump Exit:** A jump of not more than one-and-a-half revolutions, performed by one partner as an exit from a required element unless otherwise specified.
4. **Hop:** A small jump without revolution.

E. **Types of Movements**
   1. **Crouch:** A two footed movement in which a skater travels along the ice with both legs bent at an angle.
   2. **Ina Bauer:** A two-footed movement in which a skater travels along the ice with one foot on a forward edge/tracing and the other on a matching backward edge/tracing on a different but parallel tracing.
   3. **Lunge:** A movement in which a skater travels along the ice with one leg bent and the other leg directed behind with the boot/blade touching the ice.
   4. **Pivot:** A two-footed movement in which the toe picks of one foot are inserted into the ice by a skater as a central pivoting point while the other foot travels in a circular pattern around the pivot point.
   5. **Shoot the Duck:** A one foot movement in which a skater travels along the ice with one leg in a strongly bent position and the other leg directed forward parallel to the ice.
   6: **Spread Eagle**: A two-footed movement in which a skater travels along the ice with one foot on a forward edge/ tracing and the other on a matching backward edge/tracing on the same tracing.

F. **Choreographic Element:** A listed or unlisted movement or series of movement(s) as specified by the ISU's Ice Dance Technical Committee.

8107 Dance Holds

A. **Hand-in-Hand Hold:**
   1. Facing in the same direction: The partners face in the same direction and are skating side by side or one behind the other with their arms extended and their hands clasped. A variation of this is the arm-in-arm side-by-side position.
   2. Facing in the opposite direction: The partners usually face each other while one skates backward and the other skates forward with the arms extended to the side, but sometimes the position can be skated back to back (e.g. Cha Cha Congelado).

B. **Closed (or Waltz) Hold:** The partners are directly opposite each other. One partner faces forward while the other partner faces backward. The lead partner's right hand is placed firmly on the follow partner's back at the follow partner's shoulder blade with the elbow raised and the arm bent sufficiently to hold the follow partner close to the lead partner. The left hand of the follow partner is placed at/on the shoulder of the lead partner so that the follow partner's arm rests comfortably, elbow to elbow, on the lead partner's upper arm. The left arm of the lead partner and the right arm of the follow partner are extended comfortably at shoulder height. Their shoulders remain parallel.

C. **Foxtrot Hold:**
   1. **Open (or Foxtrot) Hold:** The hand and arm positions are similar to those of the closed or waltz hold. The partners simply turn slightly away from each other so that they both face in the same direction.
   2. **Crossed Foxtrot Hold:** The partners are in the same position as above except that the lead partner's right arm passes behind the follow partner with the lead partner's right hand on the follow partner's right hip, and the follow partner's left arm passes behind the lead partner with the follow partner's left hand on the lead partner's left hip.

D. **Outside (or Tango) Hold (O.S.):** The partners face in opposite directions, one partner skating forward, the other partner skating backward. However, unlike the closed hold, the partners are offset with the lead partner to the right or left of the follow partner so that the front of the lead partner's hip is in line with the front of the follow partner's corresponding hip. Tight hip-to-hip position is undesirable since it impedes flow.

E. **Kilian Hold:**
   1. **Kilian Hold:** Partners face in the same direction, follow partner at right of lead partner, lead partner's right shoulder behind follow partner's left. Follow partner's left arm is extended in front across lead partner's body to lead partner's left hand, while lead partner's right arm is behind follow partner's back, both right hands clasped and resting at follow partner's waist over follow partner's hip bone.
   2. **Reversed Kilian Hold:** Basic position same as Kilian position except that the follow partner is at the lead partner's left.
   3. **Open Kilian Hold:** Basic position as in Kilian position. The lead partner's left hand holds the follow partner's left hand with the lead partner's right hand resting over the follow partner's left hip or behind the follow partner's back. The follow partner's right arm is extended. This hold may also be reversed.
   4. **Crossed Kilian Hold:** Basic position as in Kilian position. Follow partner's left arm is extended in front across lead partner's body to lead partner's left hand, while lead partner's right arm is extended in front across follow partner's body, both right hands clasped and resting over follow partner's right hip bone. This crossed position may also be skated in reverse.
   5. **High Kilian Hold:** A Kilian hold in which one part of the joined hands are elevated to slightly above shoulder height with the elbows slightly bent.

F. **Leading Hand:** The leading hand of the lead partner is the right hand except in the case of "reversed" hold when it is the left hand.

G. **Promenade:** A type of progressive skated in open hold by a couple on the same or opposite feet, derived from a similar forward walking movement in some ballroom dances.

8108 Illegal Elements/Movements/Poses – Rhythm Dance and Free Dance

The following movements and/or poses are illegal in the rhythm dance, free dance and pattern dances, including the introductory and concluding steps, unless otherwise stated:

A. Sitting on the partner's head;
B. Standing on partner's shoulder;
C. Lifted partner in an upside down split pose (with sustained angle between thighs more than 45 degrees)
D. Lifting partner swinging the lifted partner around by holding the skate(s)/boot(s) or leg(s) only with fully extended arm(s);
E. Lifting partner swinging the lifted partner around without the assistance of hand(s)/arm(s), and the lifted partner holding only with feet around the lifting partner's neck.
F. Point of contact of the lifting hand(s)/arm(s) of the lifting partner with any part of the body of the lifted partner sustained with fully extended arm(s) higher than the lifting partner's head (the supporting arm may be sustained and fully extended above the head);
G. Dance jumps of more than one revolution except jump entry and/or jump exit;
H. Lying on the ice.

A brief movement through poses A to F will be permitted if it is not established and sustained or if it is used only to change pose.

8110 Dance Music

8111 Fundamentals of Music to Be Considered for Ice Dance

A. **Beat:** A note defining the regular recurring divisions of a piece of music.
B. **Tempo:** The speed of the music in beats or measures per minute.
C. **Rhythm:** The regularly repeated pattern or accented and unaccented beats which give the music its character.
D. **Measure (Bar):** A unit of music which is defined by the periodic recurrence of the accent. Such units are of equal number of beats.
E. **Strong Beat:** The first beat of the measure or group of two measures supporting the skating count of the rhythm.
F. **Weak Beat:** For rhythms with a skating count on two measures, the first beat of the second measure (examples: skating count 3 of the Quickstep; skating count 4 of the American Waltz).

8112 Dance Music Interpretation

A. **Music Interpretation:** A combination of correct timing in all its aspects as it pertains to ice dancing and the individual conception of expression which brings to life the character of the music.
B. **Timing:** The proper relationship of the stroke and glide of the skate on the ice and other body movements to the correct beat(s) of the music. For test requirements, see rule 8072 (B).
C. **Expression:** The quality of dancing which interprets the character of the music that designates the type of dance — waltz, tango, march, foxtrot, etc. For test requirements, see rule 8072 (C).

8113 Relationship of Music to Dance Diagrams

A. For the relationship of the music to the steps of the dances as shown on the diagrams, see DD 1.04

8200 Pattern Dance Test Requirements

8210 Classification of Pattern Dance Tests

U.S. Figure Skating offers four separate tracks of pattern dance tests: follow partnered, lead partnered, follow solo and lead solo. Follow partnered and lead partnered pattern dance track tests are separate series of tests and are not related to each other. Solo pattern dance track tests (standard and adult (adult 21+ and adult 50+ passing averages)) are a separate series of tests and are not related to partnered pattern dance tests.

A. Either partnered track (follow or lead) satisfies the pattern dance test requirements for partnered dance competition of senior down through pre-juvenile, per rule 8400, or partnered adult dance events per rules 8500-8600.
B. The passing of a lower level solo pattern dance track test (standard or adult (adult 21+ and adult 50+ passing averages)) does not qualify the candidate to take the next higher level standard or adult (adult 21+ and adult 50+ passing averages) partnered pattern dance test.
C. The solo pattern dance track tests do not meet the requirements for the partnered dance competition levels of senior down through pre-juvenile per rule 8400 or partnered adult dance events per rule 8500; however, these tests do meet the requirements for solo dance events at nonqualifying competitions and adult solo dance events per rule 8600.

8211 The standard categories of partnered pattern dance tests are divided into eight classes which must be taken in the following order, except as otherwise provided in rule 8217:

Standard Partnered Pattern Dance Test	Prerequisite
Preliminary partnered pattern dance	None
Standard pre-bronze partnered pattern dance	Complete standard preliminary partnered pattern dance test
Standard bronze partnered pattern dance	Complete standard pre-bronze partnered pattern dance test
Standard pre-silver partnered pattern dance	Complete standard bronze partnered pattern dance test
Standard silver partnered pattern dance	Complete standard pre-silver partnered pattern dance test
Standard pre-gold partnered pattern dance	Complete standard silver partnered pattern dance test
Standard gold partnered pattern dance	Complete standard pre-gold partnered pattern dance test
Standard international partnered pattern dance	Complete standard pre-gold partnered pattern dance test

To qualify for any standard pattern dance test, the candidate must have completed the relevant prerequisites shown in this rule 8211.

8212 The adult categories of partnered pattern dance tests are divided into eight classes which must be taken in the following order, except as otherwise provided in rule 8217:

Adult Partnered Pattern Dance Test	Candidate	Prerequisite
Preliminary partnered pattern dance	N/A	None
Adult pre-bronze partnered pattern dance	Adult 21+	Complete standard preliminary partnered pattern dance test
	Adult 50+	Complete standard preliminary partnered pattern dance test
Adult bronze partnered pattern dance	Adult 21+	Complete adult pre-bronze partnered pattern dance test (adult 21+ passing average) or complete standard pre-bronze partnered pattern dance test
	Adult 50+	Complete adult pre-bronze partnered pattern dance test (adult 21+ or adult 50+ passing average) or complete standard pre-bronze partnered pattern dance test
Adult pre-silver partnered pattern dance	Adult 21+	Complete adult bronze partnered pattern dance test (adult 21+ passing average) or complete standard bronze partnered pattern dance test
	Adult 50+	Complete adult bronze partnered pattern dance test (adult 21+ or adult 50+ passing average) or complete standard bronze partnered pattern dance test
Adult silver partnered pattern dance	Adult 21+	Complete adult pre-silver partnered pattern dance test (adult 21+ passing average) or complete standard pre-silver partnered pattern dance test
	Adult 50+	Complete adult pre-silver partnered pattern dance test (adult 21+ or adult 50+ passing average) or complete standard pre-silver partnered pattern dance test
Adult pre-gold partnered pattern dance	Adult 21+	Complete adult silver partnered pattern dance test (adult 21+ passing average) or complete standard silver partnered pattern dance test
	Adult 50+	Complete adult silver partnered pattern dance test (adult 21+ or adult 50+ passing average) or complete standard silver partnered pattern dance test
Adult gold partnered pattern dance	Adult 21+	Complete adult pre-gold partnered pattern dance test (adult 21+ passing average) or complete standard pre-gold partnered pattern dance test
	Adult 50+	Complete adult pre-gold partnered pattern dance test (adult 21+ or adult 50+ passing average) or complete standard pre-gold partnered pattern dance test
Adult international partnered pattern dance	Adult 21+	Complete adult pre-gold partnered pattern dance test (adult 21+ passing average) or complete standard pre-gold partnered pattern dance test
	Adult 50+	Complete adult pre-gold partnered pattern dance test (adult 21+ or adult 50+ passing average) or complete standard pre-gold partnered pattern dance test

A. The passing of a lower level adult partnered pattern dance test as an adult 21+ candidate does not qualify the candidate to take the next higher level standard partnered pattern dance test. The passing of a lower level adult partnered pattern dance test as an adult 50+ candidate does not qualify the candidate to take the next higher level adult (adult 21+ passing average) or standard partnered pattern dance test.

B. To qualify for any adult partnered pattern dance test as an adult 21+ candidate, the candidate must be 21 years of age or older and must have passed the preceding adult (adult 21+ passing average) or standard partnered pattern dance test. To qualify for an adult partnered pattern dance test as an adult 50+ candidate, the candidate must be 50 years of age or older and must have passed the preceding adult (adult 21+ or adult 50+ passing average) or standard partnered pattern dance test.

C. A candidate who meets the age requirements in rule 8212 (B) who would like to take an adult partnered pattern dance test as an adult 50+ candidate must specify this when registering to take the test. If the candidate does not so specify, it will be assumed that the candidate is taking the test as an adult 21+ candidate, regardless of the candidate's age.

8213 The Skate United categories of partnered pattern dance tests are divided into eight classes which must be taken in the following order, except as otherwise provided in rule 8217:

Skate United Partnered Pattern Dance Test	**Prerequisite**
Preliminary partnered pattern dance	None
Skate United pre-bronze partnered pattern dance	Complete Skate United or standard preliminary partnered pattern dance test
Skate United bronze partnered pattern dance	Complete Skate United or standard pre-bronze partnered pattern dance test
Skate United pre-silver partnered pattern dance	Complete Skate United or standard bronze partnered pattern dance test
Skate United silver partnered pattern dance	Complete Skate United or standard pre-silver partnered pattern dance test
Skate United pre-gold partnered pattern dance	Complete Skate United or standard silver partnered pattern dance test
Skate United gold partnered pattern dance	Complete Skate United or standard pre-gold partnered pattern dance test
Skate United international partnered pattern dance	Complete Skate United or standard pre-gold partnered pattern dance test

A. The Skate United test track is for candidates who have physical disabilities, as defined by the Americans with Disabilities Act (ADA). Candidates must complete the prerequisites as shown in this rule 8213.

B. Partnered pattern dance test equivalencies are allowed in one direction only from the standard track to the Skate United track, not from the Skate United track to the standard track. (Example: a skater who passes the standard bronze partnered pattern dance test is eligible to take the Skate United pre-silver partnered pattern dance test; however, a skater who passes the Skate United bronze partnered pattern dance test is not eligible to then take the standard pre-silver partnered pattern dance test.)

C. Skate United candidates who need additional accommodations may also apply for a Skating Accommodations Memorandum as outlined in rule 4005.

8214 The standard categories of solo pattern dance track tests are divided into eight classes which must be taken in the following order, except as otherwise provided in rule 8217:

Standard Solo Pattern Dance Track Test	**Prerequisite**
Preliminary solo pattern dance	None
Standard pre-bronze solo pattern dance	Complete standard preliminary partnered pattern dance test or complete standard preliminary solo pattern dance track test
Standard bronze solo pattern dance	Complete standard pre-bronze partnered pattern dance test or complete standard pre-bronze solo pattern dance track test
Standard pre-silver solo pattern dance	Complete standard bronze partnered pattern dance test or complete standard bronze solo pattern dance track test
Standard silver solo pattern dance	Complete standard pre-silver partnered pattern dance test or complete standard pre-silver solo pattern dance track test
Standard pre-gold solo pattern dance	Complete standard silver partnered pattern dance test or complete standard silver solo pattern dance track test
Standard gold solo pattern dance	Complete standard pre-gold partnered pattern dance test or complete standard pre-gold solo pattern dance track test
Standard international solo pattern dance	Complete standard pre-gold partnered pattern dance test or complete standard pre-gold solo pattern dance track test

8215 The adult categories of solo pattern dance track tests are divided into eight classes which must be taken in the following order, except as otherwise provided in rule 8217:

Adult Solo Pattern Dance Track Test	Candidate	Prerequisite
Preliminary solo pattern dance	N/A	None
Adult pre-bronze solo pattern dance	Adult 21+	Complete standard preliminary partnered pattern dance or solo pattern dance track test
	Adult 50+	Complete standard preliminary partnered pattern dance or solo pattern dance track test
Adult bronze solo pattern dance	Adult 21+	Complete pre-bronze partnered pattern dance or solo pattern dance track test (standard or adult 21+ passing average)
	Adult 50+	Complete pre-bronze partnered pattern dance or solo pattern dance track test (standard, adult 21+ or adult 50+ passing average)
Adult pre-silver solo pattern dance	Adult 21+	Complete bronze partnered pattern dance or solo pattern dance track test (standard or adult 21+ passing average)
	Adult 50+	Complete bronze partnered pattern dance or solo pattern dance track test (standard, adult 21+ or adult 50+ passing average)
Adult silver solo pattern dance	Adult 21+	Complete pre-silver partnered pattern dance or solo pattern dance track test (standard or adult 21+ passing average)
	Adult 50+	Complete pre-silver partnered pattern dance or solo pattern dance track test (standard, adult 21+ or adult 50+ passing average)
Adult pre-gold solo pattern dance	Adult 21+	Complete silver partnered pattern dance or solo pattern dance track test (standard or adult 21+ passing average)
	Adult 50+	Complete silver partnered pattern dance or solo pattern dance track test (standard, adult 21+ or adult 50+ passing average)
Adult gold solo pattern dance	Adult 21+	Complete pre-gold partnered pattern dance or solo pattern dance track test (standard or adult 21+ passing average)
	Adult 50+	Complete pre-gold partnered pattern dance or solo pattern dance track test (standard, adult 21+ or adult 50+ passing average)
Adult international solo pattern dance	Adult 21+	Complete pre-gold partnered pattern dance or solo pattern dance track test (standard or adult 21+ passing average)
	Adult 50+	Complete pre-gold partnered pattern dance or solo pattern dance track test (standard, adult 21+ or adult 50+ passing average)

A. The passing of a lower level adult solo pattern dance track test as an adult 21+ candidate does not qualify the candidate to take the next higher level standard solo dance track test. The passing of a lower level adult solo pattern dance track test as an adult 50+ candidate does not qualify the candidate to take the next higher level adult (adult 21+ passing average) or standard solo pattern dance track test.

B. To qualify for any adult solo pattern dance track test as an adult 21+ candidate, the candidate must be 21 years of age or older and must have passed the preceding adult (adult 21+ passing average) or standard partnered pattern dance or solo pattern dance track test. To qualify for any adult partnered pattern dance test as an adult 50+ candidate, the candidate must be 50 years of age or older and must have passed the preceding adult (adult 21+ or adult 50+ passing average) or standard partnered pattern dance or solo pattern dance track test.

C. A candidate who meets the age requirements in rule 8215 (B) who would like to take an adult partnered pattern dance test as an adult 50+ candidate must specify this when registering to take the test. If the candidate does not so specify, it will be assumed that the candidate is taking the test as an adult 21+ candidate, regardless of the candidate's age.

8216 The Skate United categories of solo pattern dance track tests are divided into eight classes which must be taken in the following order, except as otherwise provided in rule 8217:

Skate United Solo Pattern Dance Track Test	Prerequisite
Preliminary solo pattern dance	None
Skate United pre-bronze solo pattern dance	Complete Skate United or standard preliminary partnered pattern dance test or complete Skate United or standard preliminary solo pattern dance track test
Skate United bronze solo pattern dance	Complete Skate United or standard pre-bronze partnered pattern dance test or complete Skate United or standard pre-bronze solo pattern dance track test
Skate United pre-silver solo pattern dance	Complete Skate United or standard bronze partnered pattern dance test or complete Skate United or standard bronze solo pattern dance track test
Skate United silver solo pattern dance	Complete Skate United or standard pre-silver partnered pattern dance test or complete Skate United or standard pre-silver solo pattern dance track test
Skate United pre-gold solo pattern dance	Complete Skate United or standard silver partnered pattern dance test or complete Skate United or standard silver solo pattern dance track test
Skate United gold solo pattern dance	Complete Skate United or standard pre-gold partnered pattern dance test or complete Skate United or standard pre-gold solo pattern dance track test
Skate United international solo pattern dance	Complete Skate United or standard pre-gold partnered pattern dance test or complete Skate United or standard pre-gold solo pattern dance track test

A. The Skate United test track is for candidates who have physical disabilities, as defined by the Americans with Disabilities Act (ADA), Candidates must complete the prerequisites as shown in this rule 8216.

B. Solo pattern dance test equivalencies are allowed in one direction only from the standard track to the Skate United track, not from the Skate United track to the standard track. (Example: a skater who passes the standard bronze solo pattern dance test is eligible to take the Skate United pre-silver solo pattern dance test; however, a skater who passes the Skate United bronze solo pattern dance test is not eligible to then take the standard pre-silver solo pattern dance test.)

C. Skate United candidates who need additional accommodations may also apply for a Skating Accommodations Memorandum as outlined in rule 4005.

8217 Candidates may not take any dances in a higher test level until they have passed all of the dances in the preceding test level. See exceptions below.

A. A candidate who completed the preliminary pattern dance test prior to Oct. 1, 1990, may bypass the Rhythm Blues but must take the Swing Dance again at the pre-bronze level.

B. A candidate who completed the pre-bronze pattern dance test prior to Oct. 1, 1990, may bypass the Tango Fiesta but must take the Hickory Hoedown again at the bronze level.

C. A candidate who completed the bronze pattern dance test prior to Oct. 1, 1990, may bypass the Hickory Hoedown and continue with the pre-silver pattern dance test.

D. A candidate who passed at least one bronze pattern dance test prior to Oct. 1, 1989, is not required to take and pass the pre-bronze pattern dance test.

E. A candidate who passed the pre-gold pattern dance test prior to Sept. 1, 2003, is not required to take and pass the Starlight Waltz.

8218 All of the dances in a dance test need not be taken at the same test session. Those dances that are passed will be credited toward the completion of the test.

A. To complete a follow partnered pattern dance test level, all tests within the level must be taken and passed as follow partnered pattern dance tests. To complete a lead partnered pattern dance test level, all tests within the level must be taken and passed as lead partnered pattern dance tests. Partnered pattern dance tests passed prior to July 1, 2023, may count toward the completion of the follow partnered pattern dance test or the lead partnered pattern dance test.

B. To complete a follow solo pattern dance test level, all tests within the level must be taken and passed as follow solo pattern dance track tests. To complete a lead solo pattern dance test level, all tests within the level must be taken and passed as lead solo pattern dance track tests. Solos within a partnered pattern dance test (silver and above) do not count toward completion of solo pattern dance track tests. Solo pattern dance tests passed prior to July 1, 2023, may count toward the completion of the follow solo pattern dance test or the lead solo pattern dance test.

C. Skaters may begin testing the opposite partnered pattern dance track tests (follow or lead) at the next level above their highest completed partnered pattern dance track, or they may start testing at the lowest level.
D. Skaters wishing to switch from the partnered track to the solo track may begin testing the solo pattern dance track tests (follow or lead) at the next level above their highest completed partnered pattern dance track or they may start testing at the lowest level. Skaters may begin testing the opposite solo pattern dance track tests (follow or lead) at the next level above their highest completed solo or partnered pattern dance track, or they may start testing at the lowest level.

8219 Adaptive Skating Pattern Dance Tests

A. An adaptive skating partnered pattern dance test may be given to any Special Olympics or adaptive skating athlete who is registered with a Special Olympics or adaptive skating program.
B. Adaptive skating partnered pattern dance tests are a separate series of tests. The passing of a lower level adaptive skating partnered pattern dance test does not qualify the candidate to take the next higher level standard pattern dance test.
C. Partnered pattern dance tests may be given to adaptive skating candidates at all levels specified in rule 8211.

8220 General Requirements for Pattern Dance Tests

8221 Each candidate will select a partner where appropriate in accordance with the provisions of these rules, including the specific rules for each test. A different partner may, if the candidate so desires, be selected for each individual dance taken. Pattern dance tests may be taken with a partner of the same gender.

8222 Partners for all pattern dance tests may be selected from dancers without regard to dance test accomplishments or eligibility status; however, in order to partner pattern dance tests during a sanctioned U.S. Figure Skating test session, one:

A. Must be a registered member in good standing of U.S. Figure Skating;
B. If 18 years of age or older and partnering a minor:
   1. Must submit the proper payment through the Members Only site, submit information for and successfully pass a U.S. Figure Skating background check; and
   2. Must complete the SafeSport™ Training course.

8223 For all standard, adult 21+ and adult 50+ preliminary through gold partnered pattern dance tests, the couple must approach the judges and introduce themselves prior to beginning the test. For a virtual test, the candidate(s) must be clearly identified during the introduction at the beginning of the video.

8224 Each candidate may provide their own music. Pattern dance music for all tests may be either vocal or orchestral and must conform with the rhythm and tempo specified in the description of the dance. For pattern dance tests, the introductory period may be up to eight measures of music with an unlimited number of steps provided they do not exceed the length of the introduction specified for each dance. The judge-in-charge will check the tempo of skater's choice music.

8225 All international partnered pattern dance tests are judged as a couple, even if only one partner is a candidate for the test. The candidate(s) will "pass", "pass with honors", "pass with distinction", or be marked "retry" as a couple using one testing sheet. Each partner who is a candidate for the test must be paid and registered as a candidate for the test. A non-candidate partner will not be affected if a subsequent attempt of the same test with a different partner is marked with a different result than the previous attempt.

8226 Required Solos on Partnered Pattern Dance Tests:

A. The preliminary, pre-bronze, bronze, pre-silver and international partnered pattern dance tests are danced with a partner only.
B. The standard and Skate United silver, pre-gold and gold partnered pattern dance tests will be danced first with a partner and then solo.
C. All adult partnered pattern dance tests must be danced only with a partner.
D. All adaptive skating tests must be danced only with a partner.
E. For all partnered dance tests, skaters with documented physical disabilities, as definied by the Americans with Disabilities Act (ADA), may request exemption from the solo requirements on the basis that such requirement penalizes them in the assessment. To make the request, skaters must follow the process in rule 4004.
F. In all dances to be danced both with a partner and the required solo, the judge-in-charge may specify the side of the ice surface on which such dance will be started, both with a partner and solo.

8227 Number of Sequences: When taking a pattern dance test, the candidate will be required to dance the following number of sequences based on the Dance Diagrams. See Glossary.

A. With a partner:
   1. Preliminary through silver dance tests: Two sequences of the Swing Dance (twice around the ice surface); Dutch Waltz, Tango Canasta, Rhythm Blues, Cha Cha, Tango Fiesta, Willow Waltz, Hickory Hoedown and Ten-Fox; European Waltz, American Waltz and Tango (once around the ice surface); Three sequences of all other dances (including the Fourteenstep);
   2. Pre-gold dance tests: Two sequences of the Paso Doble and Starlight Waltz, three sequences of the Blues, four sequences of the Kilian (twice around the ice surface);
   3. Gold and international dance tests: Three sequences of the Quickstep and Rhumba, one sequence of the Tea-Time Foxtrot, two sequences of all other dances.
B. Solo (when required as part of standard partnered dance tests): Two sequences.

C. Where the ice surface measures less than 197 feet in length, the ISU European Waltz and American Waltz patterns may be shortened by deleting Steps 4 to 9 in both dances, and for the pattern starting on the short axis for the European Waltz, Steps 13 to 18, and for the American Waltz, Steps 11 to 16, respectively, may be deleted; thus, only one semicircular lobe is danced toward the longitudinal axis of the ice surface. In such instance, four sequences must be danced with a partner and, when required, three sequences must be danced solo.

D. For pattern dance tests of the European Waltz and the American Waltz only, the skater may begin the dance on the short axis of the rink. For both the European Waltz and the American Waltz, the first step of the dance for both partners is Step 6 as diagrammed for IJS (see dance diagrams).

E. Solo pattern dance track tests require the same number of sequences as paragraphs (A), (C) and (D) in this rule 8227.

8230 Marking of Pattern Dance Tests

8231 Preliminary partnered pattern dance tests and preliminary solo pattern dance tests will receive a "pass," "pass with honors" or "retry" for the entire test. Pattern dance tests taken as an adaptive skating candidate will receive a "pass" or "retry" only. For all other levels of pattern dance tests (partnered and solo) marks will be awarded on a scale ranging from -3 to +3, in whole number increments, with "0" equal to passing average for test level expectation. Three marks must be awarded for pattern dance tests (except for preliminary partnered and preliminary solo pattern dance tests, for which only one mark is awarded for the entire test). The first mark is for "technique," the second mark is for "timing," and the third mark is for "expression."

8232 The following must be observed during the skating of pattern dances:

A. Technique: See rule 8072 (A);

B. Timing: See rule 8072 (B);

C. Expression: See rule 8072 (C).

8233 The purpose for the required solo at the silver level is to check the candidate's knowledge of the steps and ability to keep time with the music. For the required solo at the pre-gold and gold levels, the judges must note, in addition to those aspects of the silver solo, the ability of the candidate to dance with such assurance as to give evidence of the dance expression and the ability to keep an approximate pattern. For the required solo at the gold level, the candidate must demonstrate the same degree of skill when skating solo as with a partner.

8234 For adult pattern dance tests taken by adult 21+ candidates, the candidate should show the same level of achievement in expression, carriage, unison, knowledge of the steps, correct edges, timing, rhythm and musical interpretation as expected from the standard candidate. A clear understanding of the correct pattern should be demonstrated, although a pattern that is slightly smaller than the one expected at the standard level is acceptable. Flow, speed, depth of edge, extension and quality of turns should be at least equivalent to that of a standard candidate at one test level below.

8235 For adult pattern dance tests taken as adult 50+ candidates, knowledge of steps and basic timing must equal that required of standard candidates for the level being tested. Although a large pattern is not required, the shape of the lobes and their relation to each other should be approximately correct. Expression must at least meet the standard for the level below. Strong development of extension, carriage, unison, flow/speed and depth of edge will not be demanded. However, basic balance, form and skating skills must be adequate to achieve comfortable performance of the required steps and partner positions at every level.

8236 For Skate United pattern dance tests, the candidate's knowledge of steps and basic timing must equal that required of standard candidates for the level being tested. Although a large pattern is not required, the shape of the lobes and their relation to each other should be approximately correct. Expression must at least meet the standard for the level below. Strong development of extension, carriage, unison, flow/speed and depth of edge will not be demanded. However, basic balance, form and skating skills must be adequate to achieve comfortable performance of the required steps and partner positions at every level.

8237 For all pattern dance tests except the preliminary partnered pattern dance tests, the preliminary solo pattern dance tests, and pattern dance tests taken as an adaptive skating candidate, the following information is listed:

A. Pass total: The total points which must be obtained for the test from an individual judge in order to obtain a "pass" from that judge.

B. Honors total: The total points which must be obtained for the test from an individual judge in order to obtain a "pass with honors" from that judge.

C. Distinction total: The total points which must be obtained for the test from an individual judge in order to obtain a "pass with distinction" from that judge.

8238 In order to pass a pattern dance test, a candidate must have received a "pass total" or a "pass" for the entire test from a majority of the judges. In the case where there is no majority test result among the panel, the second highest result among the panel is awarded (i.e. if results are "pass," "pass with honors," and "pass with distinction," the skater is awarded "pass with honors").

8239 For all standard, adult 21+, and adult 50+ preliminary through gold partnered pattern dance tests, the candidate(s) will be judged individually, even when both partners are candidates. If both partners are candidates for the test, the partnered portion of the dance need only be skated once (one judging panel may judge both candidates). Each candidate will receive a separate testing sheet with scores and comments specific for that partner. If the dance requires a solo, each candidate will skate their respective solo one after the other immediately following the partnered dance.

8240 Adaptive Skating Partnered Pattern Dance Tests

Adaptive skating partnered pattern dance tests are to be judged on a "pass" or "retry" basis.

A. To pass a pattern dance test as an adaptive skating candidate, a candidate should achieve a comfortable level of performance with the new concepts introduced at each level.

B. Any pattern dance may be reskated at the request of the judge-in-charge and should follow rule 8241 (C).

8241 Reskating a Pattern Dance Test

A. At the completion of any test and before any other test is conducted, a reskate may be requested. If a majority of the panel requests a reskate, the judge-in-charge will direct the skater accordingly. If the judges do not agree on what is to be reskated, the judge-in-charge will decide. A reskate of a partnered pattern dance may be one or two sequences either with the same or another partner or of the required solo. A reskate of a solo track pattern dance may be one or two sequences. A brief rest and warm up are permitted before the reskate is performed.

B. A reskate may only be requested if warranted in order to mark a test as "pass", not as "pass with honors" or "pass with distinction."

C. The judge-in-charge will direct the reskate as follows:

1. Appoint the same or another partner without regard to test or eligibility status but subject to the provisions of rule 4507 in the case of a partnered pattern dance test;
2. Specify whether one or two sequences of the dance will be performed;
3. Indicate the location of the start of the reskate;
4. Determine the appropriate period of rest; and
5. Inform the skater of these details.

8250 Dances, Test Expectations and Pass Totals for Pattern Dance Tests

For judging panel requirements for pattern dance tests, see rule 4535.

8251 Preliminary Pattern Dance Test: Partnered and Solo

DANCES: Dutch Waltz, Tango Canasta, Rhythm Blues

Test expectations: The purpose of this test is to encourage beginning dancers to learn the fundamentals of dancing. No great degree of technical ability, expression, carriage, unison or flow is expected. The candidate must show knowledge of the steps, fairly good edges, ability to keep time with the music and some evidence of good form. Unison does not apply to the solo dance track test. For adaptive skating candidates, see rule 8240.

Pass/pass with honors/retry: The test is marked on a "pass," "pass with honors" or "retry" basis only, and individual marks will not be awarded. The "pass," "pass with honors," or "retry" will be arrived at by consideration of the composite of each division (technique, timing and expression) in relation to the whole.

8252 Pre-Bronze Pattern Dance Test: Partnered and Solo

DANCES: Swing Dance, Cha Cha, Tango Fiesta

Test expectations: The candidate must demonstrate knowledge of the steps and correct timing of the dance. Attention should be given to depth of edges and proper curvature of lobes, although complete accuracy is not expected. The dance should be skated with some degree of expression. Unison does not apply to the solo dance track test. For adult 21+ and adult 50+ candidates, see rules 8234 and 8235. For Skate United candidates, see rule 8236. For adaptive skating candidates, see rule 8240.

Pass total: 0 to 3 points

Honors total: 4 to 6 points

Distinction total: 7 to 9 points

8253 Bronze Pattern Dance Test: Partnered and Solo

DANCES: Hickory Hoedown, Willow Waltz, Ten-Fox

Test expectations: The fundamentals of dancing must be demonstrated but need not necessarily be mastered. Correct steps and turns, accurate basic timing, good edges and flow on at least the easy parts of the dances, erect carriage and a reasonably well placed pattern are required. Little expression, some difficulty with the hard parts of the dances and little attention to the details of unison are expected. Unison does not apply to the solo dance track test. For adult 21+ and adult 50+ candidates, see rules 8234 and 8235. For Skate United candidates, see rule 8236. For adaptive skating candidates, see rule 8240.

Pass total: 0 to 3 points

Honors total: 4 to 6 points

Distinction total: 7 to 9 points

8254 Pre-Silver Pattern Dance Test: Partnered and Solo

DANCES: Fourteenstep, European Waltz, Foxtrot

Test expectations: The candidate must dance the correct steps and turns on strong edges, in good form, in good rhythm and with some degree of expression and partner unison. It is not expected that all details will be done well, but no consistent major errors should be evident. Unison does not apply to the solo dance track test. For adult 21+ and adult 50+ candidates, see rules 8234 and 8235. For Skate United candidates, see rule 8236. For adaptive skating candidates, see rule 8240.

Pass total: 0 to 3 points

Honors total: 4 to 6 points

Distinction total: 7 to 9 points

8255 Silver Pattern Dance Test: Partnered and Solo
DANCES: American Waltz, Tango, Rocker Foxtrot
Test expectations: The candidate must give a performance that is generally good. Strong, true edges, good rhythm, smooth turns, correct carriage and effortless flow are expected. Musical interpretation and unison should be moderately good. In the required solo (not required in the adult 21+ test or adult 50+ test), the candidate must demonstrate knowledge of the steps and ability to keep time with the music. Unison does not apply to the solo dance track test. For adult 21+ and adult 50+ candidates, see rules 8234 and 8235. For Skate United candidates, see rule 8236. For adaptive skating candidates, see rule 8240.
Pass total: 0 to 3 points
Honors total: 4 to 6 points
Distinction total: 7 to 9 points

8256 Pre-Gold Pattern Dance Test: Partnered and Solo
DANCES: Kilian, Blues, Paso Doble, Starlight Waltz
Test expectations: The candidate must give a performance that is generally very good. Basic timing must be nearly faultless, body motions well timed, flow, unison and musical interpretation very good. No major errors and no consistent error of any kind should be evidenced, but occasional faults may be expected. In the required solo (not required in the adult 21+ test or adult 50+ test), the candidate must not only demonstrate knowledge of the steps and ability to keep time to the music, but also an ability to dance with such assurance as to give evidence of the dance expression and the ability to keep to an approximate pattern. Unison does not apply to the solo dance track test. For adult 21+ and adult 50+ candidates, see rules 8234 and 8235. For Skate United candidates, see rule 8236. For adaptive skating candidates, see rule 8240.
Pass total: 0 to 3 points
Honors total: 4 to 6 points
Distinction total: 7 to 9 points

8257 Gold Pattern Dance Test: Partnered and Solo
DANCES: Viennese Waltz, Westminster Waltz, Quickstep, Argentine Tango
Test expectations: The candidate must give a performance that is excellent in all respects. Absolute perfection is not expected; however, only a very limited amount of error will be acceptable. In the required solo (not required in the adult 21+ test or adult 50+ test), the candidate must demonstrate the same degree of skill when skating solo as with a partner. Unison does not apply to the solo dance track test. For adult 21+ and adult 50+ candidates, see rules 8234 and 8235. For Skate United candidates, see rule 8236. For adaptive skating candidates, see rule 8240.
Pass total: 0 to 3 points
Honors total: 4 to 6 points
Distinction total: 7 to 9 points

8258 International Pattern Dance Test: Partnered and Solo
DANCES: Austrian Waltz, Cha Cha Congelado, Finnstep, Golden Waltz, Midnight Blues, Ravensburger Waltz, Rhumba, Silver Samba, Tango Romantica, Tea-Time Foxtrot, Yankee Polka
Test expectations: The candidate must give a superior performance displaying accurate timing, appropriate style and expression, excellent unison and precise technique. While absolute perfection is not required, the candidate will be expected to give a performance of very high quality, and only a limited amount of error will be acceptable. Unison does not apply to the solo dance track test. For adult 21+ and adult 50+ candidates, see rules 8234 and 8235. For Skate United candidates, see rule 8236. For adaptive skating candidates, see rule 8240.
Pass total: 0 to 3 points
Honors total: 4 to 6 points
Distinction total: 7 to 9 points

8300 Free Dance Test Requirements

8310 Classification of Partnered Free Dance Tests

8311 The standard partnered free dance tests are divided into five classes:

Standard Partnered Free Dance Test	Prerequisite
Standard bronze partnered free dance	Complete standard preliminary partnered pattern dance test
Standard pre-silver partnered free dance	Complete bronze partnered pattern dance test (standard or adult 21+)
Standard silver partnered free dance	Complete pre-silver partnered pattern dance test (standard or adult 21+)
Standard pre-gold partnered free dance	Complete silver partnered pattern dance test (standard or adult 21+)
Standard gold partnered free dance	Complete gold partnered pattern dance test (standard or adult 21+)

A. A lower level partnered free dance test is not a prerequisite for a higher level partnered free dance test.
B. Any partnered free dance test may be taken only after the candidate has completed the required partnered pattern dance tests as listed in the prerequisite column above. No free dance test is a prerequisite to any pattern dance test.
C. A candidate who completed the preliminary partnered free dance test and no higher prior to Sept. 2, 2000, may bypass the standard bronze partnered free dance test and continue with the standard pre-silver partnered free dance test.

8312 The adult partnered free dance tests are divided into four classes each:

Adult Partnered Free Dance Test	Candidate	Prerequisite
Adult pre-bronze partnered free dance	N/A	Complete standard preliminary partnered pattern dance test
Adult bronze partnered free dance	Adult 21+	One standard or adult bronze partnered pattern dance (adult 21+ passing average)
	Adult 50+	One standard or adult bronze partnered pattern dance (adult 21+ or adult 50+ passing average)
Adult silver partnered free dance	Adult 21+	One standard or adult pre-silver partnered pattern dance (adult 21+ passing average)
	Adult 50+	One standard or adult pre-silver partnered pattern dance (adult 21+ or adult 50+ passing average)
Adult gold partnered free dance	Adult 21+	One standard or adult pre-gold partnered pattern dance (adult 21+ passing average)
	Adult 50+	One standard or adult pre-gold partnered pattern dance (adult 21+ or adult 50+ passing average)

A. A lower level free dance test is not a prerequisite for a higher level free dance test.

B. To qualify for any adult partnered free dance test as an adult 21+ candidate, the candidate must be 21 years of age or older and must have passed the required prerequisites shown above. To qualify for any adult partnered free dance test as an adult 50+ candidate, the candidate must be 50 years of age or older and must have passed the required prerequisites shown above.

C. A candidate who meets the age requirements in rule 8312 (B) who would like to take an adult partnered free dance test as an adult 50+ candidate must specify this when registering to take the test. If the candidate does not so specify, it will be assumed that the candidate is taking the test as an adult 21+ candidate, regardless of the candidate's age.

8313 The Skate United partnered free dance tests are divided into five classes:

Skate United Partnered Free Dance Test	Prerequisite
Skate United bronze partnered free dance	Complete Skate United or standard preliminary partnered pattern dance test
Skate United pre-silver partnered free dance	Complete bronze partnered pattern dance test (Skate United, standard or adult 21+)
Skate United silver partnered free dance	Complete pre-silver partnered pattern dance test (Skate United, standard or adult 21+)
Skate United pre-gold partnered free dance	Complete silver partnered pattern dance test (Skate United, standard or adult 21+)
Skate United gold partnered free dance	Complete gold partnered pattern dance test (Skate United , standard or adult 21+)

A. The Skate United test track is for candidates who have physical disabilities, as defined by the Americans with Disabilities Act (ADA).

B. A lower level free dance test is not a prerequisite for a higher level free dance test.

C. Partnered free dance test equivalencies are allowed in one direction only from the standard track to the Skate United track, not from the Skate United track to the standard track. (Example: a skater who passes the standard bronze partnered free dance test is eligible to take the Skate United pre-silver partnered free dance test; however, a skater who passes the Skate United bronze partnered free dance test is not eligible to then take the standard pre-silver partnered free dance test.)

D. Any Skate United partnered free dance test may be taken only after the candidate has completed the required partnered pattern dance tests as listed in the prerequisite column above. No free dance test is a prerequisite to any pattern dance test.

E. Skate United candidates who need additional accommodations may also apply for a Skating Accommodations Memorandum as outlined in rule 4005.

8320 General Requirements for Partnered Free Dance Tests

8321 For partnered free dance testing, a couple must be composed of a leading partner and a following partner.

8322 Partners for all free dance tests may be selected from dancers without regard to dance test accomplishments or eligibility status; however, in order to partner free dance tests during a sanctioned U.S. Figure Skating test session, one:

A. Must be a registered member in good standing of U.S. Figure Skating;

B. If 18 years of age or older and partnering a minor:

1. Must submit the proper payment through the Members Only site, submit information for and successfully pass a U.S. Figure Skating background check; and
2. Must complete the SafeSport™ Training course.

8323 In the event of a substantive change to any free dance requirement(s) by the ISU or U.S. Figure Skating, the chair of the Dance Development and Technical Committee will revise the affected free dance test(s) to include such change(s) as soon as practical. The chair will notify the chairs of the Judges, Rules and Tests Committees, and U.S. Figure Skating will post the change on usfigureskating.org, notify club test chairs and ensure test forms are modified accordingly.

8324 See rule 8095 (E) for music requirements for partnered free dance tests.

8330 Marking of Partnered Free Dance Tests

8331 Adult (adult 21+ and adult 50+ passing averages) pre-bronze partnered free dance tests are marked "pass," "pass with honors" or retry only for the entire test. For all other partnered free dance tests, marks will be awarded on a scale ranging from -3 to +3, in whole number increments, with "0" equal to passing average for test level expectation. Three marks must be awarded for partnered free dance tests. The first mark is for "elements," the second mark is for "skating," and the third mark is for "program."

8332 The following must be observed during the skating of partnered free dance tests:

A. Elements: see rules 8101-8107.
B. Skating: see rule 8922 (C)(1)(c)
C. Program: see rule 8922 (C)(1)(a-b)

8333 Test expectations for adult 50+ and Skate United candidates:

A. For adult bronze through gold partnered free dance tests taken by adult 50+ candidates, the candidate should show the same level of achievement in expression as expected from the adult partnered free dance at one test level below. Strong development of extension, carriage, flow/speed and depth of edge will not be demanded. However, basic balance, form and skating skills must be adequate to achieve comfortable performance of the steps and elements at every level.
B. For Skate United partnered free dance tests, the candidate should show the same level of achievement in expression as expected from the standard partnered free dance at one test level below. Strong development of extension, carriage, flow/speed and depth of edge will not be demanded. However, basic balance, form and skating skills must be adequate to achieve comfortable performance of the steps and elements at every level.

8334 All free dance tests are governed by the following: Conduct of Ice Dance Events (rule 8010), Free Dance Description (rule 8095) and the Dance Glossary (8100).

8335 Mandatory Deductions:

A. If the couple fails to finish a free dance test program within the maximum time duration allowed under rules 8041 and 8412-8452 (except for the adult pre-bronze free dance test), a penalty of one point (-1) is deducted from the total for up to every 10 seconds in excess. (See rule 4513.)
B. Illegal elements/movements: (see rule 8108), a penalty of one point (-1) is deducted from the total for each occurrence.

8336 For all free dance tests except the adult pre-bronze free dance test, the following information is listed:

A. Pass total: The total points which must be obtained for the test from an individual judge in order to obtain a "pass" from that judge.
B. Honors total: The total points which must be obtained for the test from an individual judge in order to obtain a "pass with honors" from that judge.
C. Distinction total: The total points which must be obtained for the test from an individual judge in order to obtain a "pass with distinction" from that judge.

8337 In order to pass a partnered free dance test, the candidate(s) must have received a "pass total" or a "pass" for the entire test from a majority of the judges. In the case where there is no majority test result among the panel, the second highest result among the panel is awarded (i.e. if results are "pass," "pass with honors," and "pass with distinction," the candidate(s) are awarded "pass with honors").

8338 All partnered free dance tests will be danced as a couple and will "pass," "pass with honors," "pass with distinction," or be marked "retry" as a couple (except for the adult (adult 21+ and adult 50+ passing averages) pre-bronze partnered free dance test, which will "pass" or be marked "retry" as a couple). A partner in such tests who has previously received a "pass," "pass with honors" or "pass with distinction" will not be affected if a subsequent attempt of the same test with a different partner is marked with a different result.

8339 Reskating Any Element of a Partnered Free Dance Test:

A. At the completion of any test and before any other test is conducted, the judge-in-charge must ask the other two judges individually if they wish to see any element reskated before the judges turn in their judging sheets. Should the judges wish a reskate, they must indicate to the judge-in-charge what they wish reskated. This must be done privately without conference. If a majority of the panel requests a reskate, the judge-in-charge will direct the couple to reskate the agreed-upon element(s). If the judges do not agree on which element(s) to reskate, the judge-in-charge will decide. A brief rest and warm-up period is permitted before the reskate is performed.
B. A reskate may only be requested if warranted in order to mark a test as "pass", not as "pass with honors" or "pass with distinction."
C. After a free dance test, two different elements may be reskated, if necessary.
D. Upon a request for a reskate, the couple may choose to complete any element that fulfills the stated requirement.
E. A couple that omitted or substituted for a required element in the test may use one of their reskates to fulfill the stated requirement.

8340 Test Expectations and Pass Totals for Standard Partnered Free Dance Tests

For judging panel requirements for free dance tests, see rule 4535.

8341 Standard Bronze Partnered Free Dance Test and Skate United Bronze Partnered Free Dance Test

Test expectations: The purpose of this test is to encourage beginning dancers to learn the fundamentals of free dance. General requirements outlined for the preliminary pattern dance test apply equally to the standard bronze free dance test. The program presented must conform to the rules for free dance. The program should display fairly good edges and some evidence of good form. See the Free Dance Test Requirements Chart on usfigureskating.org for element requirements and program duration. For Skate United candidates, see rule 8333 (B).

Pass total: 0 to 3 points

Honors total: 4 to 6 points

Distinction total: 7 to 9 points

8342 Standard Pre-Silver Partnered Free Dance Test and Skate United Pre-Silver Partnered Free Dance Test

Test expectations: General requirements outlined for the bronze pattern dance test apply equally to the standard pre-silver free dance test. The program presented must conform to the rules for free dance. The program should display moderately good edges and moderately good form. See the Free Dance Test Requirements Chart on usfigureskating.org for element requirements and program duration. For Skate United candidates, see rule 8333 (B).

Pass total: 0 to 3 points

Honors total: 4 to 6 points

Distinction total: 7 to 9 points

8343 Standard Silver Partnered Free Dance Test and Skate United Silver Partnered Free Dance Test

Test expectations: General requirements outlined for the pre-silver pattern dance test apply equally to the silver free dance test. The program presented must conform to the rules for free dance. While technically a basic program demonstrating fundamental dance moves, it should have good edges and flow, good timing, some expression and display good form and unison. A refined presentation is not expected. See the Free Dance Test Requirements Chart on usfigureskating.org for element requirements and program duration. For Skate United candidates, see rule 8333 (B).

Pass total: 0 to 3 points

Honors total: 4 to 6 points

Distinction total: 7 to 9 points

8344 Standard Pre-Gold Partnered Free Dance Test and Skate United Pre-Gold Partnered Free Dance Test

Test expectations: General requirements outlined for the silver pattern dance test apply equally to the pre-gold free dance test. The program presented must conform to the rules set forth for free dance. It must be moderately difficult, contain a good variety of movements, and be well composed and well placed on the ice surface. See the Free Dance Test Requirements Chart on usfigureskating.org for element requirements and program duration. For Skate United candidates, see rule 8333 (B).

Pass total: 0 to 3 points

Honors total: 4 to 6 points

Distinction total: 7 to 9 points

8345 Standard Gold Partnered Free Dance Test and Skate United Gold Partnered Free Dance Test

Test expectations: General requirements outlined for the gold pattern dance test apply equally to the gold free dance test. The program presented must conform to the rules set forth for free dance. It must be difficult, varied and display originality. Choreography, expression and utilization of space must be excellent. See the Free Dance Test Requirements Chart on usfigureskating.org for element requirements and program duration. For Skate United candidates, see rule 8333 (B).

Pass total: 0 to 3 points

Honors total: 4 to 6 points

Distinction total: 7 to 9 points

8350 Test Expectations, Required Elements and Pass Totals for Adult Partnered Free Dance Tests

For judging panel requirements for free dance tests, see rule 4535.

8351 Adult Pre-Bronze Partnered Free Dance Tests

Test expectations: The adult pre-bronze free dance tests serve as an introduction to the fundamentals of free dance. The free dance should incorporate a variety of holds, steps and turns from the preliminary and pre-bronze pattern dance tests. Original dance holds and maneuvers are permitted. General requirements outlined for the preliminary pattern dance test apply to the adult pre-bronze free dance tests. See the Free Dance Test Requirements Chart on usfigureskating.org for element requirements and program duration.

Pass/pass with honors/retry: The entire test will be marked on a "pass," "pass with honors" or "retry" basis only, and individual marks will not be awarded. The "pass," "pass with honors" or "retry" will be arrived at by consideration of the composite of each element in relation to the whole.

8352 Adult Bronze Partnered Free Dance Tests

Test expectations: The candidate should show the same level of achievement in expression, carriage, unison, correct edges, timing, rhythm and musical interpretation as expected from the standard bronze pattern dance test. Flow, speed, depth of edge, extension and quality of turns should be at least equivalent to that expected from the standard pre-bronze pattern dance test. The program presented must conform to the rules for free dance. The free dance should incorporate a variety of holds, steps and turns from the pre-bronze and bronze pattern dance tests. Very basic unison and dance timing will be expected. Original dance holds and maneuvers are permitted. For adult 50+ candidates, see rule 8333 (A). See the Free Dance Test Requirements Chart on usfigureskating.org for element requirements and program duration.

Pass total: 0 to 3 points

Honors total: 4 to 6 points

Distinction total: 7 to 9 points

8353 Adult Silver Partnered Free Dance Tests

Test expectations: The candidate should show the same level of achievement in expression, carriage, unison, correct edges, timing, rhythm and musical interpretation as expected from the standard silver pattern dance test. Flow, speed, depth of edge, extension and quality of turns should be at least equivalent to that expected from the standard pre-silver pattern dance test. The program presented must conform to the rules for free dance. The free dance should incorporate a variety of holds, steps and turns from the pre-silver and silver pattern dance tests. Original dance holds and maneuvers are encouraged. While demonstrating fundamentals of basic ice dance, it should have fair to good edges and flow, good timing, some dance expression and display moderately good form and unison. A refined presentation is not expected. For adult 50+ candidates, see rule 8333 (A). See the Free Dance Test Requirements Chart on usfigureskating.org for element requirements and program duration.

Pass total: 0 to 3 points

Honors total: 4 to 6 points

Distinction total: 7 to 9 points

8354 Adult Gold Partnered Free Dance Tests

Test expectations: The candidate should show the same level of achievement in expression, carriage, unison, correct edges, timing, rhythm and musical interpretation as expected from the standard gold pattern dance test. Flow, speed, depth of edge, extension and quality of turns should be at least equivalent to that expected from the standard pre-gold pattern dance test. The program presented must conform to the rules for free dance. It must show difficulty with a variety of holds, steps and turns from the pre-gold and gold pattern dances executed with some sophistication and confidence. Original dance holds and maneuvers are encouraged. Good dance timing, expression and unison should be demonstrated. Full utilization of the ice is expected. For adult 50+ candidates, see rule 8333 (A). See the Free Dance Test Requirements Chart on usfigureskating.org for element requirements and program duration.

Duration: Not to exceed 3:10. Vocal music permitted.

Pass total: 0 to 3 points

Honors total: 4 to 6 points

Distinction total: 7 to 9 points

8360 Classification of Solo Free Dance Tests

8361 The standard solo free dance tests are divided into five classes:

Standard Solo Free Dance Test	Prerequisite
Standard bronze	One standard preliminary pattern dance (partnered or solo)
Standard pre-silver	One standard bronze pattern dance (partnered or solo)
Standard silver	One standard pre-silver pattern dance (partnered or solo)
Standard pre-gold	One standard silver pattern dance (partnered or solo)
Standard gold	One standard pre-gold pattern dance (partnered or solo)

A. A lower level solo free dance test is not a prerequisite for a higher level solo free dance test.

B. Any standard solo free dance test may be taken only after the candidate has completed the required pattern dance tests as listed in the prerequisite column above. No solo free dance test is a prerequisite to any pattern dance test. A solo free dance test may not serve as a prerequisite for any partnered free dance test.

C. Solo free dance tests may not serve as a test requirement for any partnered competition events.

8362 The adult solo free dance tests are divided into five classes:

Adult Solo Free Dance Test	Candidate	Prerequisite
Adult bronze	Adult 21+	One standard preliminary pattern dance (partnered or solo)
	Adult 50+	One standard preliminary pattern dance (partnered or solo)
Adult pre-silver	Adult 21+	One bronze pattern dance (partnered or solo; standard or adult 21+)
	Adult 50+	One bronze pattern dance (partnered or solo; standard, adult 21+ or adult 50+ passing average)
Adult silver	Adult 21+	One pre-silver pattern dance (partnered or solo; standard or adult 21+ passing average)
	Adult 50+	One pre-silver pattern dance (partnered or solo; standard, adult 21+ or adult 50+ passing average)
Adult pre-gold	Adult 21+	One silver pattern dance (partnered or solo; standard or adult 21+ passing average)
	Adult 50+	One silver pattern dance (partnered or solo; standard, adult 21+ or adult 50+ passing average)
Adult gold	Adult 21+	One pre-gold pattern dance (partnered or solo; standard or adult 21+ passing average)
	Adult 50+	One pre-gold pattern dance (partnered or solo; standard, adult 21+ or adult 50+ passing average)

A. The passing of a lower level adult solo free dance test as an adult 21+ candidate does not qualify the candidate to take the next higher level standard solo free dance test. The passing of a lower level adult solo free dance test as an adult 50+ candidate does not qualify the candidate to take the next higher level adult (adult 21+ passing average) or standard solo free dance test.

B. To qualify for any adult solo free dance test as an adult 21+ candidate, the candidate must be 21 years of age or older and must have passed the preceding adult (adult 21+ passing average) or standard prerequisite test listed above. To qualify for any adult solo free dance test as an adult 50+ candidate, the candidate must be 50 years of age or older and must have passed the preceding adult (adult 21+ or adult 50+ passing average) or standard prerequisite test listed above. No solo free dance test is a prerequisite to any pattern dance test. A solo free dance test may not serve as a prerequisite for any partnered free dance test.

C. A candidate who meets the age requirements in rule 8362 (B) who would like to take an adult partnered free dance test as an adult 50+ candidate must specify this when registering to take the test. If the candidate does not so specify, it will be assumed that the candidate is taking the test as an adult 21+ candidate, regardless of the candidate's age.

D. Solo free dance tests may not serve as a test requirement for any partnered competition events.

8363 The Skate United solo free dance tests are divided into five classes:

Skate United Solo Free Dance Test	Prerequisite
Skate United bronze	One Skate United or standard preliminary pattern dance test (partnered or solo)
Skate United pre-silver	One Skate United or standard bronze pattern dance test (partnered or solo)
Skate United silver	One Skate United or standard pre-silver pattern dance test (partnered or solo)
Skate United pre-gold	One Skate United or standard silver pattern dance test (partnered or solo)
Skate United gold	One Skate United or standard pre-gold pattern dance test (partnered or solo)

A. The Skate United test track is for candidates who have physical disabilities, as defined by the Americans with Disabilities Act (ADA).

B. Solo free dance test equivalencies are allowed in one direction only from the standard track to the Skate United track, not from the Skate United track to the standard track. (Example: a skater who passes the standard silver solo free dance test is eligible to take the Skate United pre-gold solo free dance test; however, a skater who passes the Skate United silver solo free dance test may not then take the standard pre-gold solo free dance test.)

C. Any Skate United solo free dance test may be taken only after the candidate has completed the corresponding level required prerequisites as shown above. No Skate United solo free dance test is a prerequisite to any pattern dance test. A Skate United solo free dance test may not serve as a prerequisite for any partnered free dance test.

D. Skate United solo free dance tests may not serve as a test requirement for any partnered competition events.

E. Skate United candidates who need additional accommodations may also apply for a Skating Accommodations Memorandum as outlined in rule 4005.

8364 General Requirements for Solo Free Dance Tests

8365 A solo free dance is the skating of a creative dance program blending dance steps and movements expressing the character/rhythm(s) of the dance music chosen by the skater.

8366 The solo free dance must contain combinations of new or known dance steps and movements including required elements composed into a well-balanced, whole unit displaying excellent skating technique and the personal creativity of the skater in concept, arrangement and expression.

8367 The choreography should clearly reflect the dance character, accents and nuances of the chosen dance music, distinct changes of mood and pace with variations in speed and tempo. The program must utilize the full ice surface.

8368 The time must be reckoned from the moment when the skater begins to move or skate until arriving at a complete stop.

8369 Music for the solo free dance may be vocal and must have a rhythmic beat and melody, or rhythmic beat alone, but not melody alone. The music may, however, be without a rhythmic beat for the beginning 10 seconds of the program. A program that displays a change in tempo and a well-balanced use of melody, rhythmic beat and musical accents and not melody alone is considered to be of a higher quality because it shows a greater variety of dancing skills. The skater should skate primarily in time to the rhythmic beat and not to the melody alone. Skating out of time or out of phase with the music must be penalized. The music must be suitable for the skater's skating skills.

8370 All steps and turns are permitted. Deep edges and intricate footwork displaying skating skill, difficulty, variety and originality that constitute the distinct technical content of the dance must be included in the program and performed by the skater.

8371 All elements and movements are allowed, provided that they are appropriate to the character of the music and are not otherwise prohibited within these rules.

8372 Full stops, with a maximum duration of five seconds, in which the skater remains stationary on the ice while performing body movements, twisting, posing and the like are allowed.

8373 The program must be developed through skating quality rather than through non-skating actions such as sliding on one knee or use of toe steps, which should be used only to reflect the character of the dance and underlying rhythm and nuances of the chosen music. Touching the ice with the hand(s) is not allowed unless otherwise specified in a test/element requirement. Kneeling or sliding on two knees, or sitting on the ice is not allowed and will be considered a fall unless otherwise specified in a test/element requirement. Lying on the ice is also not permitted.

8374 Jumps of more than one-half revolution, two or more consecutive half-revolution jumps, and split jumps where the legs are spread more than 45 degrees are not permitted.

8375 Definitions and Descriptions

A. **Description of Edge Elements:**

1. **Short Edge Elements:** A short edge element is a movement where the skater must hold a continuous sustained edge (one lobe) in any selected position. A short edge element must be held for at least three seconds but not more than seven seconds. Turns are not permitted except on the entry or exit of the element. The primary focus is on the quality of edge, and the secondary focus is on the position attained. Some examples include but are not limited to:
   a. One foot glide in attitude position
   b. Shoot the duck
   c. Spirals in varied positions
   d. Crouch with one leg extended
   e. Spiral with full split while holding boot
   f. Spread eagle
   g. Ina Bauer
   h. Hydroblade movements
2. **Combination Edge Element:** A combination edge element consists of two short edge elements performed consecutively that progress on two separate curves to form a serpentine-like (S-shaped) pattern. The short edge on each lobe must be held in position for at least three seconds, but a combination edge element may not exceed 12 seconds. A change of position is not required for each portion of the combination edge element. A turn of no more than one-half revolution is allowed between each short edge element. A change of foot is permitted between each short edge element. A turn on the entry or exit is permitted. The primary focus is on the quality of edge for each part, and the secondary focus is on the positions attained.

B. **Definition of Solo Dance Spin and Solo Dance Combination Spin:** A solo dance spin is on one foot only. It must have a minimum of three revolutions and may include any number of changes of position. A solo dance combination spin must have a change of foot with a minimum of three revolutions on each foot, and may contain any number of positions on either foot. This element should relate to the music and enhance the overall program. No flying entries are permitted on any dance spin.

C. **Definition of Step Sequence:** A step sequence in a solo free dance must fully utilize and should include a variety of steps and turns. Jumps of more than one-half rotation, stops, dance spins, pirouettes, pattern retrogressions and loops must not be included.

D. **Definition of Twizzle Series:** At least two twizzles executed in succession with up to four steps between twizzles.

E. **Definition of Choreographic Character Step Sequence:** Performed anywhere in the program, a step sequence that must be placed around the short axis and proceed from barrier to barrier. The choreographic character step sequence must begin with the skater coming to a full stop near the barrier on either side of the rink near the red line. A stop is not required to show the ending of the element. The pattern of the choreographic character step sequence may vary from the short axis up to 10 meters on either side of the short axis.

F. **Definition of Choreographic Sliding Movement:** Performed anywhere in the program, during which the skater performs a controlled sliding movement on the ice. The following requirements apply:
   1. Continuous controlled sliding movement on any part of the body.
   2. May rotate and there is no time restriction.
   3. Controlled sliding on two knees or any part of the body will not be considered as a fall/illegal element during this element.
   4. A sliding movement which finishes as a stop on two knees or sitting/lying on the ice is identified as a Choreographic Sliding Movement, and a deduction for fall/illegal element is applied.

8380 Marking of Solo Free Dance Tests

8381 Marks will be awarded on a scale ranging from -3 to +3, in whole number increments, with "0" equal to passing average for test level expectation. Three marks must be awarded for solo free dance tests. The first mark is for "elements," the second mark is for "skating," and the third mark is for "program."

8382 The following must be observed during the skating of solo free dance tests:

A. Elements: see rule 8375

B. Skating: see rule 8922 (C)(1)(c) (criteria, solo-specific only)

C. Program: see rule 8922 (C)(1)(a-b) (criteria, solo-specific only)

8383 For adult 21+ solo free dance tests, the candidate should show the same level of achievement in expression, carriage, correct edges and musical interpretation as expected from the standard candidate. Flow, speed, depth of edge, extension and quality of turns should be at least equivalent to that of a standard candidate at one test level below.

8384 For adult 50+ solo free dance tests, expression must be at least equivalent to that of a standard candidate at one test level below. Strong development of extension, carriage, flow/speed and depth of edge will not be demanded; however, basic balance, form and skating skills must be adequate to achieve comfortable performance of the steps and elements at every level.

8385 For Skate United solo free dance tests, expression must be at least equivalent to that of a standard candidate at one test level below. Strong development of extension, carriage, flow/speed and depth of edge will not be demanded; however, basic balance, form and skating skills must be adequate to achieve comfortable performance of the steps and elements at every level.

8386 Mandatory Deductions:
If the skater fails to finish a solo free dance test program within the maximum time duration allowed under rule section 8390, a penalty of one point (-1) is deducted from the total for up to every 10 seconds in excess. (See rule 4513.)

8387 For all solo free dance tests, the following information is listed:

A. Pass total: The total points which must be obtained for the test from an individual judge in order to obtain a "pass" from that judge.
B. Honors total: The total points which must be obtained for the test from an individual judge in order to obtain a "pass with honors" from that judge.
C. Distinction total: The total points which must be obtained for the test from an individual judge in order to obtain a "pass with distinction" from that judge.

8388 In order to pass a solo free dance test, a candidate must have received a "pass total" or a "pass" for the entire test from a majority of the judges. In the case where there is no majority test result among the panel, the second highest result among the panel is awarded (i.e. if results are "pass," "pass with honors," and "pass with distinction," the skater is awarded "pass with honors").

8389 Reskating Any Element of a Solo Free Dance Test

A. At the completion of any test and before any other test is conducted, the judge-in-charge must ask the other two judges individually if they wish to see any element reskated before the judges turn in their judging sheets. Should the judges wish a reskate, they must indicate to the judge-in-charge what they wish reskated. This must be done privately without conference. If a majority of the panel requests a reskate, the judge-in-charge will direct the skater to reskate the agreed-upon element(s). If the judges do not agree on which element(s) to reskate, the judge-in-charge will decide. A brief rest and warm-up period is permitted before the reskate is performed.
B. A reskate may only be requested if warranted in order to mark a test as "pass", not as "pass with honors" or "pass with distinction."
C. After a solo free dance test, two different elements may be reskated, if necessary.
D. Upon a request for a reskate, the skater may choose to complete any element that fulfills the stated requirement.
E. A skater who omitted or substituted for a required element in the test may use one of the reskates to fulfill the stated requirement.

8390 Test Expectations, Required Elements and Pass Totals for Solo Free Dance Tests
For judging panel requirements for free dance tests, see rule 4535.

8391 Standard and Skate United Solo Free Dance Tests

A. **Standard Bronze Solo Free Dance Test and Skate United Bronze Solo Free Dance Test**
Test expectations: The purpose of this test is to encourage beginning dancers to learn the fundamentals of free dance. General requirements outlined for the preliminary pattern dance test apply equally to the bronze solo free dance test. The program presented must conform to the rules for solo free dance. The program should display fairly good edges and some evidence of good form. For Skate United candidates, see rule 8385. See the Solo Free Dance Test Requirements Chart on usfigureskating.org for element requirements and program duration.
Pass total: 0 to 3 points
Honors total: 4 to 6 points
Distinction total: 7 to 9 points

B. **Standard Pre-Silver Solo Free Dance Test and Skate United Pre-Silver Solo Free Dance Test**
Test expectations: General requirements outlined for the bronze pattern dance test apply equally to the pre-silver solo free dance test. The program presented must conform to the rules for solo free dance. The program should display moderately good edges and moderately good form. For Skate United candidates, see rule 8385. See the Solo Free Dance Test Requirements Chart on usfigureskating.org for element requirements and program duration.
Pass total: 0 to 3 points
Honors total: 4 to 6 points
Distinction total: 7 to 9 points

C. **Standard Silver Solo Free Dance Test and Skate United Silver Solo Free Dance Test**
Test expectations: General requirements outlined for the pre-silver pattern dance test apply equally to the silver solo free dance test. The program presented must conform to the rules for solo free dance. While technically a basic program demonstrating fundamental dance moves, it should have good edges and flow, good timing, some expression and display good form. A refined presentation is not expected but can be rewarded and reflected in the judges' program mark. For Skate United candidates, see rule 8385. See the Solo Free Dance Test Requirements Chart on usfigureskating.org for element requirements and program duration.
Pass total: 0 to 3 points
Honors total: 4 to 6 points
Distinction total: 7 to 9 points

D. **Standard Pre-Gold Solo Free Dance Test and Skate United Pre-Gold Solo Free Dance Test**
Test expectations: General requirements outlined for the silver pattern dance test apply equally to the pre-gold solo free dance test. The candidate must give a performance that is generally good. Strong, true edges, good rhythm, smooth turns, correct carriage and effortless flow are expected. Musical interpretation should be moderately good. The program presented must conform to the rules for solo free dance. It must be moderately difficult, contain a good variety of movements, and be well composed and well placed on the ice surface. For Skate United candidates, see rule 8385. See the Solo Free Dance Test Requirements Chart on usfigureskating.org for element requirements and program duration.
Pass total: 0 to 3 points
Honors total: 4 to 6 points
Distinction total: 7 to 9 points

E. **Standard Gold Solo Free Dane Test and Skate United Gold Solo Free Dance Test**
Test expectations: General requirements outlined for the gold pattern dance test apply equally to the gold solo free dance test. The candidate must give a performance that is excellent in all respects. Absolute perfection is not expected; however, only a very limited amount of error will be acceptable. The program presented must conform to the rules for solo free dance. It must be difficult, varied and display originality. Choreography, expression and utilization of space must be excellent. For Skate United candidates, see rule 8385. See the Solo Free Dance Test Requirements Chart on usfigureskating.org for element requirements and program duration.
Pass total: 0 to 3 points
Honors total: 4 to 6 points
Distinction total: 7 to 9 points

8392 Adult Solo Free Dance Tests

A. **Adult Bronze Solo Free Dance Test**
Test expectations: The purpose of this test is to encourage beginning dancers to learn the fundamentals of free dance. General requirements outlined for the preliminary pattern dance test apply equally to the adult bronze solo free dance test. The program presented must conform to the rules for solo free dance. The program should display fairly good edges and some evidence of good form. For adult 50+ candidates, see rule 8384. See the Solo Free Dance Test Requirements Chart on usfigureskating.org for element requirements and program duration.
Pass total: 0 to 3 points
Honors total: 4 to 6 points
Distinction total: 7 to 9 points

B. **Adult Pre-Silver Solo Free Dance Test**
Test expectations: General requirements outlined for the pre-bronze pattern dance test apply equally to the adult pre-silver solo free dance test. The program presented must conform to the rules for solo free dance. The program should display fairly good edges and some evidence of good form. For adult 50+ candidates, see rule 8384. See the Solo Free Dance Test Requirements Chart on usfigureskating.org for element requirements and program duration.
Pass total: 0 to 3 points
Honors total: 4 to 6 points
Distinction total: 7 to 9 points

C. **Adult Silver Solo Free Dance Test**
Test expectations: General requirements outlined for the bronze pattern dance test apply equally to the adult silver solo free dance test. The program presented must conform to the rules for solo free dance. The program presented must conform to the rules for solo free dance. The program should display moderately good edges and moderately good form. For adult 50+ candidates, see rule 8384. See the Solo Free Dance Test Requirements Chart on usfigureskating.org for element requirements and program duration.
Pass total: 0 to 3 points
Honors total: 4 to 6 points
Distinction total: 7 to 9 points

D. **Adult Pre-Gold Solo Free Dance Test**
Test expectations: General requirements outlined for the pre-silver pattern dance test apply equally to the adult pre-gold solo free dance test. The program presented must conform to the rules for solo free dance. The program presented must conform to the rules for solo free dance. While technically a basic program demonstrating fundamental dance moves, it should have good edges and flow, good timing, some expression and display good form. A refined presentation is not expected but can be rewarded and reflected in the judges' program mark. For adult 50+ candidates, see rule 8384. See the Solo Free Dance Test Requirements Chart on usfigureskating.org for element requirements and program duration.
Pass total: 0 to 3 points
Honors total: 4 to 6 points
Distinction total: 7 to 9 points

E. **Adult Gold Solo Free Dance Test**

Test expectations: General requirements outlined for the pre-gold pattern dance test apply equally to the adult gold solo free dance test. The program presented must conform to the rules for solo free dance. It must be moderately difficult, contain a good variety of movements, and be well composed and well placed on the ice surface. For adult 50+ candidates, see rule 8384. See the Solo Free Dance Test Requirements Chart on usfigureskating.org for element requirements and program duration.

Pass total: 0 to 3 points

Honors total: 4 to 6 points

Distinction total: 7 to 9 points

8400 Ice Dance Test Qualifications and Age Requirements

For test qualifications and age requirement deadlines for qualifying competitions, see the National Qualifying Series Athlete Handbook. Test qualifications for nonqualifying events must be met by closing date of entries.

Competitive Level	Minimum Test Qualifications	Age Requirements
Pre-Juvenile	Both partners must have passed the preliminary skating skills test or higher and at least two standard partnered preliminary dances or higher. Athletes may not have competed as a team in a qualifying competition.	Age as of the July 1 that immediately precedes the relevant competition: Under 14 year of age.
Juvenile	Both partners must have passed the bronze skating skills test or higher, the standard partnered preliminary dance test or higher and the bronze partnered free dance test or higher. Athletes may not have competed as a team in a qualifying competition at the intermediate level or higher.	Age as of the July 1 that immediately precedes the relevant competition: Under 16 years of age.
Intermediate	Both partners must have passed the pre-silver skating skills test or higher, the standard partnered bronze dance test or higher and the pre-silver partnered free dance test or higher. Athletes may not have competed as a team in a qualifying competition at the novice level or higher.	Age as of the July 1 that immediately precedes the relevant competition: Under 18 years of age.
Novice	Both partners must have passed the silver skating skills test or higher, at least one dance standard partnered silver dance or higher and the silver partnered free dance test or higher. Athletes may not have competed as a team in a qualifying competition at the junior level or higher.	None
Junior	Both partners must have passed the pre-gold skating skills test or higher, at least two standard partnered pre-gold dances or higher and the pre-gold partnered free dance test or higher. Athletes may not have competed as a team in a qualifying competition at the senior level.	None
Senior	Both partners must have passed the gold skating skills test, the standard partnered gold dance test or higher and the gold partnered free dance test.	None

8500 Adult Partnered Ice Dance Test Qualifications and Age Requirements

A. Adult dance events are open to skaters who are at least 21 years of age at closing date for entries. See rules 2212 and 2543. For the centennial dance event, both partners must be at least 50 years of age at closing date for entries.
B. The pattern dances are selected by the Dance Development and Technical Committee, in conjunction with the Adult Skating Committee, and announced no later than the spring Board of Directors meeting.
C. The draws shall be conducted according to rules 2722 and 2723. The number of sequences of each dance shall be as specified in rule 8075.
D. Any skater who has competed in the U.S. Figure Skating Championships, the ISU World Figure Skating Championships, the ISU World Junior Figure Skating Championships, an ISU Grand Prix event, an ISU Junior Grand Prix event, an ISU Challenger Series event or the Olympic Winter Games in novice dance, junior dance, or senior dance:
    1. May not compete in the adult gold, adult pre-gold, adult silver, adult pre-silver, adult bronze, or adult pre-bronze partnered pattern dance events, or the adult gold or adult pre-gold partnered free dance events.
    2. May compete in the championship adult partnered dance, masters open partnered pattern dance event, centennial partnered pattern dance event, and masters open free dance event.

Competitive Level	Test Qualifications
Adult Preliminary Partnered Pattern Dance	**Note:** Adult preliminary partnered pattern dance will not be offered at the U.S. Adult Figure Skating Championships and is held at nonqualifying events only at the discretion of the local organizing committee. One partner must have passed the complete standard or adult (adult 21+ or adult 50+ passing average) solo or partnered preliminary dance test; the other partner must have passed at least one standard or adult (adult 21+ or adult 50+ passing average) solo or partnered preliminary dance.
Adult Pre-Bronze Partnered Pattern Dance	A. Both partners must have passed at least one standard or adult (adult 21+ or adult 50+ passing average) partnered pre-bronze dance test. Neither partner may have completed the standard or adult (adult 21+ or adult 50+ passing average) partnered pre-silver dance test. B. Neither partner may have passed: 1. The standard gold singles test, or 2. The standard gold pair test.
Adult Bronze Partnered Pattern Dance	A. One partner must have passed at least one standard or adult (adult 21+ or adult 50+ passing average) partnered bronze dance; the other partner must have passed at least one standard or adult (adult 21+ or adult 50+ passing average) partnered pre-bronze dance. Neither partner may have completed the standard or adult (adult 21+ or adult 50+) partnered pre-silver dance test. B. Neither partner may have passed: 1. The standard gold singles test, or 2. The standard gold pair test.
Adult Pre-Silver Partnered Pattern Dance	One partner must have passed at least one standard or adult (adult 21+ or adult 50+ passing average) partnered pre-silver dance; the other partner must have passed at least one standard or adult (adult 21+ or adult 50+ passing average) partnered bronze dance. Neither partner may have completed the standard or adult (adult 21+ or adult 50+ passing average) partnered silver dance test.
Adult Silver Partnered Pattern Dance	One partner must have passed at least one standard or adult (adult 21+ or adult 50+ passing average) partnered silver dance; the other partner must have passed at least one standard or adult (adult 21+ or adult 50+ passing average) partnered pre-silver dance. Neither partner may have completed the standard or adult (adult 21+ or adult 50+ passing average) partnered pre-gold dance test.
Adult Pre-Gold Partnered Dance (applies to pattern dance and free dance events)	One partner must have passed at least one standard or adult (adult 21+ or adult 50+ passing average) partnered pre-gold dance; the other partner must have passed at least one standard or adult (adult 21+ or adult 50+ passing average) partnered silver dance. Neither partner may have completed the standard or adult (adult 21+ or adult 50+ passing average) partnered gold dance test or more than one standard or adult (adult 21+ or adult 50+ passing average) partnered international dance test. Note: for determining competition eligibility for this rule, a Starlight Waltz test passed prior to Sept. 1, 2003, is considered a pre-gold dance, not an international dance.
Adult Gold Partnered Dance (applies to pattern dance and free dance events)	One partner must have passed at least one standard or adult (adult 21+ or adult 50+ passing average) partnered gold dance; the other partner must have passed at least one standard or adult (adult 21+ or adult 50+ passing average) partnered pre-gold dance.
Masters Open Partnered Dance (applies to pattern dance and free dance events)	One partner must have passed at least one standard or adult (adult 21+ or adult 50+ passing average) partnered gold dance; the other partner must have passed at least one standard or adult (adult 21+ or adult 50+ passing average) partnered pre-gold dance.

Competitive Level	Test Qualifications
Centennial Partnered Pattern Dance	Both partners must have passed one standard or adult (adult 21+ or adult 50+ passing average) partnered pre-silver dance test with no maximum limit on tests passed.
Championship Adult Partnered Dance	One partner must have passed at least one standard or adult (adult 21+ or adult 50+ passing average) partnered pre-gold dance; the other partner must have passed at least one standard or adult (adult 21+ or adult 50+ passing average) partnered silver dance.

8600 Adult Solo Dance Test Qualifications and Age Requirements

A. Adult solo dance events are open to skaters who are at least 21 years of age at closing date for entries. See rules 2212 and 2543.

B. The pattern dances are selected by the Dance Development and Technical Committee, in conjunction with the Adult Skating Committee, and announced no later than the spring Board of Directors meeting.

C. The draws shall be conducted according to rules 2722 and 2723. The number of sequences of each dance shall be as specified in rule 8075.

D. Events will not be separated by gender. Skaters may choose to perform either the follow steps or the lead steps.

Competitive Level	Test Qualifications
Adult Pre-Bronze Solo Pattern Dance	**Note:** Adult pre-bronze solo pattern dance will not be offered at the U.S. Adult Figure Skating Championships and is held at nonqualifying competitions only at the discretion of the local organizing committee. Must have passed the complete standard or adult (adult 21+ or adult 50+ passing average) solo or partnered preliminary pattern dance test and no higher than one standard or adult (adult 21+ or adult 50+ passing average) solo or partnered bronze pattern dance.
Adult Bronze Solo Pattern Dance	Must have passed the complete standard or adult (adult 21+ or adult 50+ passing average) solo or partnered pre-bronze pattern dance test and no higher than one standard or adult (adult 21+ or adult 50+ passing average) solo or partnered pre-silver pattern dance.
Adult Bronze Solo Free Dance	A. Skaters must have passed at least one of the following: 1. The complete standard or adult (adult 21+ or adult 50+ passing average) solo or partnered pre-bronze pattern dance test; 2. The standard bronze or adult (adult 21+ or adult 50+ passing average) juvenile solo free dance test. B. Skaters must not have passed: 1. Higher than one standard or adult (adult 21+ or adult 50+ passing average) solo or partnered pre-silver pattern dance test; 2. Higher than the standard pre-silver or adult (adult 21+ or adult 50+ passing average) intermediate solo free dance test.
Adult Pre-Silver Solo Pattern Dance	Must have passed the complete standard or adult (adult 21+ or adult 50+ passing average) solo or partnered bronze pattern dance test and no higher than one standard or adult (adult 21+ or adult 50+ passing average) solo or partnered silver pattern dance.
Adult Pre-Silver Solo Free Dance	A. Skaters must have passed at least one of the following: 1. The complete standard or adult (adult 21+ or adult 50+ passing average) solo or partnered bronze pattern dance test; 2. The standard pre-silver or adult (adult 21+ or adult 50+ passing average) intermediate solo free dance test. B. Skaters must not have passed: 1. Higher than one standard or adult (adult 21+ or adult 50+ passing average) solo or partnered silver pattern dance test; 2. Higher than the standard pre-silver or adult (adult 21+ or adult 50+ passing average) intermediate solo free dance test.
Adult Silver Solo Pattern Dance	Must have passed the complete standard or adult (adult 21+ or adult 50+ passing average) solo or partnered pre-silver pattern dance test and no higher than one standard or adult (adult 21+ or adult 50+ passing average) pre-gold pattern dance.
Adult Silver Solo Free Dance	A. Skaters must have passed at least one of the following: 1. The complete standard or adult (adult 21+ or adult 50+ passing average) solo or partnered pre-silver pattern dance test; 2. The standard silver or adult (adult 21+ or adult 50+ passing average) novice solo free dance test. B. Skaters must not have passed: 1. Higher than one standard or adult (adult 21+ or adult 50+ passing average) solo or partnered pre-gold pattern dance test; 2. Higher than the standard pre-gold or adult (adult 21+ or adult 50+ passing average) junior solo free dance test.

Competitive Level	Test Qualifications
Adult Pre-Gold Solo Pattern Dance	Must have passed the complete standard or adult (adult 21+ or adult 50+ passing average) solo or partnered silver pattern dance test and may have passed a maximum of one standard or adult (adult 21+ or adult 50+ passing average) solo or partnered gold dance test or a maximum of one standard or adult (adult 21+ or adult 50+ passing average) solo or partnered international pattern dance. Note: for determining competition eligibility for this rule, a Starlight Waltz test passed prior to Sept. 1, 2003, is considered a pre-gold dance, not an international dance.
Adult Pre-Gold Solo Free Dance	A. Skaters must have passed at least one of the following: 1. The complete standard or adult (adult 21+ or adult 50+ passing average) solo or partnered silver pattern dance test; 2. The standard pre-gold or adult (adult 21+ or adult 50+ passing average) junior solo free dance test. B. Skaters must not have passed: 1. Higher than one standard or adult (adult 21+ or adult 50+ passing average) solo or partnered gold pattern dance test; 2. Higher than the standard pre-gold or adult (adult 21+ or adult 50+ passing average) junior solo free dance test.
Adult Gold Solo Pattern Dance	Must have passed the complete standard or adult (adult 21+ or adult 50+ passing average) solo or partnered pre-gold pattern dance test.
Adult Gold Solo Free Dance	Skaters must have passed at least one of the following: A. The complete standard or adult (adult 21+ or adult 50+ passing average) solo or partnered pre-gold pattern dance test; B. The standard gold or adult (adult 21+ or adult 50+ passing average) senior solo free dance test.
Championship Adult Solo Dance	Must have passed at least one standard or adult (adult 21+ or adult 50+ passing average) solo or partnered pre-gold pattern dance.

8900 Marking of Ice Dance – CJS and IJS

8910 Marking of Ice Dance – CJS

8911 The component judging system is marked on a scale from 0.25 to 10.00 in increments of 0.25, of which:

Component Judging System Scale			
0.25-0.75 =	Beginning/Starting	5.00-5.75 =	Average
1.00-1.75 =	Emerging/Learning	6.00-6.75 =	Above average
2.00-2.75 =	Developing/Progressing	7.00-7.75 =	Good
3.00-3.75 =	Confident/Competent	8.00-8.75 =	Very good
4.00-4.75 =	Secure/Strengthening	9.00-9.75 =	Excellent
		10.00 =	Outstanding

8912 The chair of the Dance Development and Technical Committee, in consultation with the judging representative on the Dance Development and Technical Committee, will determine the deductions on the Ice Dance Rules and Resources page on usfigureskating.org by July 1 each season.

8913 Marking of Pattern Dances – CJS

For those competitive dance events that are judged under CJS, the three marks are awarded on a scale from 0.25 to 10.00 (see rule 8911). The first mark is for technical elements, the second mark is for timing, and the third mark is for presentation.

A. For the marking of technical elements, each judge will mark the execution of the dance as a whole depending on the positive and/or negative features of the execution and errors.
B. For the marking of timing and presentation, see rule 8922.

8914 Marking of Rhythm Dance and Free Dance – CJS

For rhythm dance and free dance competitive events that are judged under CJS, three marks are awarded on a scale from 0.25 to 10.00 (see rule 8911). The first mark is for technical elements, the second mark is for composition/presentation, and the third mark is for skating skills.

A. For marking of the technical elements, each judge will mark the quality of the execution of the elements as a whole depending on the positive and/or negative features of the execution and errors.
B. For the marking of composition/presentation and skating skills, see rule 8922.
C. Executed elements that are not according to program requirements will not be considered when determining the technical element mark.
D. Any element commenced after the permissible time allowance will not be considered when determining the technical element mark. In the event an element is commenced before but completed after the allowable time duration, the element is to be judged as skated. The referee must advise the judges of any element begun after the time limit.

8920 Marking of Ice Dance – IJS

8921 Marking the Pattern Dances – IJS

A. Total Element Score

1. *Scale of Values*: A table with the scale of values of the sections of the pattern dances is published on usfigureskating.org. This scale of values contains base values of all the sections of each pattern dance and adjustments for the correctness and quality of their execution.
2. *Novice, Intermediate and Juvenile Pattern Dances:* For the novice, intermediate and juvenile pattern dances, technical specialists will determine the level of every section, and judges will give one GOE for each section. The descriptions of characteristics (key points) that give a section a certain level is determined by the U.S. Figure Skating Dance Development and Technical Committee and posted on usfigureskating.org.
3. *Grade of Execution (GOE):* Each judge will mark the quality of execution of every section of the pattern dance depending on the positive or negative features of the execution and errors on the grades of execution scale: +5, +4, +3, +2, +1, 0 (base value), -1, -2, -3, -4, -5. The guidelines for marking of sections are updated and published on usfigureskating.org.

B. Program Component Score

In addition to the total element score, the couple's whole performance is evaluated by three components in the pattern dances: (1) Timing, (2) Presentation, and (3) Skating Skills.

1. Timing
   a. Definition: The ability of the couple to skate strictly in time with the music.
   b. Criteria:
      i. Musical sensitivity;
      ii. Skating in time with the music;
      iii. Skating on the strong beat;
      iv. Start of the first step on beat 1.
2. Presentation
   a. Definition: Through the involvement of the skaters, the demonstration of the correct rhythm or style as required by the description of the dance or by the specific style of the dance.
   b. Criteria:
      i. Expressiveness and projection;
      ii. Oneness and awareness of space.
3. Skating Skills
   a. Definition: The ability of the couple to precisely execute dance steps and movements in accordance with the dance description with power, balance, depth of edges, easy transition from one foot or lobe to the other, glide and flow.
   b. Criteria:
      i. Clarity of edges, steps, turns, movements;
      ii. Overall skating quality;
      iii. Balance and glide;
      iv. Flow;
      v. Power and speed;
      vi. Ice coverage;
      vii. Unison.

C. Marks for Program Components

1. Program component scores are evaluated by the judges after the completion of the dance on a scale from 0.25 to 10 with increments of 0.25. Points given by the judges correspond to the following degrees of the components:

0.25-0.75 =	Extremely poor	5.00-5.75 =	Average
1.00-1.75 =	Very poor	6.00-6.75 =	Above average
2.00-2.75 =	Poor	7.00-7.75 =	Good
3.00-3.75 =	Weak	8.00-8.75 =	Very good
4.00-4.75 =	Below Average	9.00-9.75 =	Excellent
		10.00 =	Outstanding

2. Increments are used for evaluation of performances containing some features of one degree and some of the next degree.
3. Guidelines for judging are published on usfigureskating.org.
4. Deductions are taken for certain violations of the rules as set forth in rule 1071.

8922 Marking of Rhythm and Free Dances – IJS

A. Total Element Score

1. *Scale of Values:* A table with the scale of values of the required elements for the rhythm dance and free dance is updated and published on usfigureskating.org. This scale of values contains base values of the elements and adjustments for the quality of their execution. Base values of elements are measured in points and increase with the increasing difficulty of the elements.
2. *Levels of Difficulty of Elements:* The technical panel will determine the name and, when required, the level of difficulty of every required element in the rhythm dance and free dance. All required elements except choreographic elements are divided into five levels of difficulty according to the number of features achieved. Choreographic elements are confirmed if the minimum requirements defining the element are met. The descriptions of characteristics that give an element a certain level of difficulty are published and updated on usfigureskating.org.
3. *Grade of Execution (GOE)*:
   a. Each judge will mark the quality of execution of every element depending on the positive and/or negative features of the execution and errors.
   b. The GOE is marked from +5, +4, +3, +2, +1, 0 (base value), -1, -2, -3, -4, -5.
   c. The guidelines for marking are published on usfigureskating.org.

B. Illegal Elements/Movements/Poses

Every illegal element/movement/pose performed in the rhythm dance and the free dance will be penalized by a deduction (see rule 1071 (C)) If an illegal element/movement/pose is performed during the execution of any element, the deduction for an illegal element/movement/pose will apply, and the element will be called a level per the requirements performed or ignored if the minimum requirement for Basic Level are not fulfilled. See rule 8108 for a list of illegal elements/movements/poses.

C. Program Component Score

In addition to the total element score, the skater's whole performance is evaluated by three program components: (1) Composition, (2) Presentation and (3) Skating Skills. For ice dance, there must be equal demonstration of the criteria by both skaters.

1. Definitions and criteria for analyzing the program components
   a. Composition: The intentional, developed and/or original arrangement of the repertoire of all types of movements into a meaningful whole according to the principles of proportion, unity, space, pattern and musical structure. In evaluating the Composition, the following must be considered:
      i. Unity;
      ii. Connections between and within elements;
      iii. Pattern and ice coverage;
      iv. Multidimensional movements and use of space;
      v. Choreography reflecting musical phrase and form.
   b. Presentation: The demonstration of engagement, commitment and involvement based on an understanding of the music and composition. In evaluating the Presentation, the following must be considered:
      i. Expressiveness and projection;
      ii. Variety and contrast of energy and of movements;
      iii. Musical sensitivity and timing;
      iv. Oneness and awareness of space.
   c. Skating Skills: The ability of the skater to execute the skating repertoire of steps, turns and skating movement, with blade and body control. In evaluating the Skating Skills, the following must be considered:
      i. Variety of edges, steps, turns, movements and directions;
      ii. Clarity of edges, steps, turns, movements and body control;
      iii. Balance and glide;
      iv. Flow;
      v. Power and speed.
      vi. Unison

2. Marks for Program Components
    a. Program components are evaluated by the judges after the completion of a program on a scale of 0.25 to 10.00 in increments of 0.25, with a separate mark given for each program component, of which:

0.25-0.75 =	Extremely poor	5.00-5.75 =	Average
1.00-1.75 =	Very poor	6.00-6.75 =	Above average
2.00-2.75 =	Poor	7.00-7.75 =	Good
3.00-3.75 =	Weak	8.00-8.75 =	Very good
4.00-4.75 =	Below Average	9.00-9.75 =	Excellent
		10.00 =	Outstanding

    b. Increments are used for evaluation of performances containing some features of one degree and some of the next degree.
    c. Guidelines for judging are published and updated on usfigureskating.org.

D. Deductions are taken for certain violations of the rules as set forth in rule 1071.

Notes

Technical Requirements – Synchronized Skating

9000 Synchronized Rules

U.S. Figure Skating reserves the right to incorporate revisions made by the ISU for junior and senior events. U.S. Figure Skating also reserves the right to incorporate revisions made to the advanced novice free skate event into the novice free skate event. The revisions or clarifications made to the international judging system by the ISU may be adopted by U.S. Figure Skating at its discretion at any time after the revision or clarification is issued. Revisions or clarifications will be posted as Technical Notifications on usfigureskating.org and, when applicable, published in the next U.S. Figure Skating rulebook.

A. The short program and well-balanced free skate requirements, costume guidelines and deductions will be reviewed by the Synchronized Development and Technical Committee and published on the Synchronized Skating Rules and Resources section on usfigureskating.org no later than July 1 each season.

B. Using the list in rule 9062 (E), the chair of the Synchronized Development and Technical Committee, in consultation with the vice chair of development, the vice chair of technical, and the technical panel representative on the Synchronized Development and Technical Committee will determine the well-balanced free skate elements for levels other than novice, junior and senior to correspond with the elements available each year. The list will be published in the Synchronized Skating Rules and Resources section on usfigureskating.org.

9001 Use of IJS

Competitions and categories that are required to use the international judging system (IJS) are listed in rule 1041.

9010 Conduct of Synchronized Skating Events

Synchronized skating involves a team of eight or more skaters skating various elements and formations to music.

9011 Men and women may skate on the same team.

9020 Clothing and Equipment – Synchronized Skating – Competition and Official Practice

9021 The clothing of the competitors must be modest, dignified and appropriate for athletic competition, not garish or theatrical in design. Costumes may, however, reflect the character of the music chosen.

A. The skating clothing worn in actual competition may bear the manufacturer logo with a maximum of 30 square centimeters.

B. Warm-up suits may bear the name of the manufacturer and up to six logos provided they are dignified, with a maximum of 30 square centimeters each, and do not refer to tobacco, alcohol, sports betting or other categories prohibited by U.S. Figure Skating or exclusively held by its official sponsors. Warm-up suits with logos that are in conflict with U.S. Figure Skating sponsors or partners may not be worn during televised events.

9022 The clothing must not give the effect of excessive nudity inappropriate for the discipline.

9023 For domestic competitions, there are no restrictions on attire related to gender. If a competitor/team is participating in an ISU sanctioned event, they must follow ISU rules for their respective discipline.

9024 For domestic competitions, costume requirements are inclusive of necessary medical/adaptive equipment aids. There are no restrictions on choosing to wear required equipment aids, however they should not be theatrically enhanced or be used as a prop. If a competitor/team is participating in an ISU sanctioned event, they must follow the ISU rules for their respective discipline.

9025 Accessories, feathers, props and rhinestones adhered to the face are not permitted. Costumes that transform in appearance will be considered as props.

9026 The decorations on costumes must be non-detachable. If any part of the costume or decoration falls on the ice during a competition, the team will be penalized by a deduction. See rule 9923.

9027 *Skate blades:* Figure skating blades used during competitions and tests (or hockey skate blades used during skating skills tests or skating skills events at competitions) must be sharpened to produce a flat to concave cross section without change to the width of the blade as measured between the two edges. However, a slight tapering or narrowing of the cross section of the blade is permitted.

9030 Music For Synchronized Skating Events:

A. Any music, including vocal music using lyrics, is permitted. However, teams must skate the program in time to the music. Additions of sounds of applause or cheers are not permitted;

B. No discernible counting shall be permitted either by the coach, the leader of the team or by others. Music should be selected that is suitable for the age, skill and skating ability of the team.

9040 Duration of Skating – Synchronized Skating

9041 Timing starts from the moment a skater begins to move (arms, head, etc.) or skate. Timing stops when the skaters come to a complete stop at the end of the program.

9042 Permissible Time Allowance – Short Programs

The duration of the short program must not exceed the maximum time allowed, but may be less, provided that all technical elements are included. Any element started after the permissible time will be considered in the marking as omitted. No extra marks are obtained by extending the program to the maximum time permitted if it is unnecessary to do so. For IJS deductions, see the Synchronized Skating Rules and Resources section on usfigureskating.org.

A. Senior short program: 2:50 maximum time
B. Junior short program: 2:50 maximum time

9043 Permissible Time Allowance – Free Skates

Teams are allowed to finish a free skate within 10 seconds plus or minus the required time. Any element started after the permissible time must not be marked and will have no value. Should the program be 30 or more seconds short of the prescribed range, no marks will be awarded. For IJS and CJS deductions, see the Synchronized Skating Rules and Resources page on usfigureskating.org.

A. Senior free skate: 4:00 +/- 10 seconds
B. Junior free skate: 3:30 +/- 10 seconds
C. Novice free skate: 3:00 +/- 10 seconds
D. Intermediate free skate: 3:00 +/- 10 seconds
E. Juvenile free skate: 2:30 +/- 10 seconds
F. Open juvenile free skate: 2:30 +/- 10 seconds
G. Pre-juvenile free skate: 2:30 +/- 10 seconds
H. Preliminary free skate: 2:00 +/- 10 seconds
I. Collegiate free skate: 3:30 +/- 10 seconds
J. Open collegiate free skate: 2:30 +/- 10 seconds
K. Adult free skate: 2:30 +/- 10 seconds
L. Masters free skate: 2:30 +/- 10 seconds
M. Open adult free skate: 2:00 +/- 10 seconds
N. Open masters free skate: 2:00 +/- 10 seconds

9050 Composition of Synchronized Events

9051 Synchronized skating qualifying competitions consist of:

A. Senior and junior: a short program and a free skate
B. All other event levels: free skate only

9052 Number of Elements

Must contain the following in any order, unless otherwise specified. Levels of difficulty, calling specifications, scale of values, and judging criteria can be found at usfigureskating.org.

A. Senior short program consists of a maximum of five required elements.
B. Senior free skate consists of a maximum of 10 elements.
C. Junior short program consists of a maximum of five required elements.
D. Junior free skate consists of a maximum of eight elements.
E. Novice free skate consists of a maximum of seven elements.
F. Intermediate free skate consists of a maximum of seven elements.
G. Juvenile free skate consists of a maximum of six elements.
H. Open juvenile free skate consists of a maximum of six elements.
I. Pre-juvenile free skate consists of a maximum of six elements.
J. Preliminary free skate consists of a maximum of five elements.
K. Collegiate free skate consists of a maximum of eight elements.
L. Open collegiate free skate consists of a maximum of six elements.
M. Adult free skate consists of a maximum of six elements.
N. Masters free skate consists of a maximum of six elements.
O. Open adult free skate consists of a maximum of five elements.
P. Open masters free skate consists of a maximum of five elements.

9060 General Requirements for the Short Program and Free Skate

A. A good program contains elements linked together harmoniously by a variety of connections and executed with a minimum of two footed skating. Synchronized skating refers to the quality of skating, importance of unison, the accuracy of formations and preciseness of the team, all incorporated into a program of a specified time limit.
B. Any music including vocal music using lyrics is permitted. However, the teams must skate the program in time to the music.
C. Element(s) will be considered as not attempted if the element does not meet the minimum basic requirements.
D. Creative innovations and variations are not features and are permitted in connections and required elements. Creative innovations will be reflected in GOE and the program components.
E. The team must predominantly act as one unit. Division of the team into several units is allowed during the creative element and connections. Additionally, several units can be used as short connections if the element following the connection so requires (i.e. preparation for an intersection or beginning of a creative element).
F. Features and additional features will be counted only once per element.
G. Features may be executed at the same time as other features unless otherwise stated in an ISU Communication.
H. Mirror image pattern is permitted in the elements, features and additional features and connections unless otherwise stated in an ISU Communication.
I. Variety of steps, turns, linking steps may be used both in the elements and during connections.
J. Syncopated choreography may be used in the elements, features and additional features and connections unless otherwise stated in an ISU Communication.
K. The choreography and elements should be executed facing toward all sides of the ice rink.
L. The programs not fulfilling the requirements will be penalized.

9061 Short Program Requirements

A. Consists of required elements. The program shall be skated in harmony with the music chosen by the team.
B. Un-prescribed elements, additional elements or repetitions of elements which have failed are not allowed and will not be marked, and a deduction must be made if any of those elements are included (See usfigureskating.org). Basic element shapes up to and including Level 1, creative elements and/or artistic elements (any level) will not be considered as an un-prescribed or additional element(s).
C. Connections necessary to link the required elements are permitted.
D. Some features and additional features will be prescribed for each element in a short program. Features and additional features other than those required for each element in a short program may not be taken into consideration when determining the level of an element.
E. Elements executed using the wrong shape will receive a penalty (See usfigureskating.org). A wrong shape would include examples such as team executing a four-spoke instead of a required three-spoke.
F. Lifts may be used only in senior short program (only when required as an element) (see rule 9160 (B)).
G. Elements for Short Programs
   The required elements for the junior and senior short programs will be selected each season from the following list of synchronized skating elements and will be published annually on the Skating Rules and Resources page on usfigureskating.org. See rule 9000 (A).
   1. Artistic Element
   2. Creative Element
   3. Creative Dance Element
   4. Intersection Element
   5. Group Lift Element (senior only when required)
   6. Linear Element (Block or Line)
   7. Mixed Element
   8. Move Element
   9. No Hold Element
   10. Pair Element
   11. Pivoting Element (Block or Line)
   12. Rotating Element (Circle or Wheel)
   13. Synchronized Spin Element
   14. Traveling Element (Circle or Wheel)
   15. Twizzle Element

9062 Free Skate Requirements

A. A free skate consists of a well-balanced program composed of elements and other linking movements reflecting the character of the music and/or expressing a concept, story, theme or idea of the team's own choice.
B. Other elements may be incorporated into the free skate and will be judged as connections as part of the Composition component.

C. Features and additional features are optional. In order to increase the difficulty of the required elements in the free skate, Features and additional features may be incorporated into the free skating elements and will be called by the technical panel and evaluated by the judges.

D. Elements for the Free Skate
All levels of free skates may consist of a maximum number of elements. The elements will be selected each season from the following list of synchronized skating elements and will be published annually on the Synchronized Skating Rules and Resources page on usfigureskating.org. See rule 9000 (A).

1. Artistic Element
2. Creative Element
3. Creative Dance Element
4. Intersection Element
5. Group Lift Element (senior only when required)
6. Linear Element (Block or Line)
7. Mixed Element
8. Move Element
9. No Hold Element
10. Pair Element
11. Pivoting Element (Block or Line)
12. Rotating Element (Circle or Wheel)
13. Synchronized Spin Element
14. Traveling Element (Circle or Wheel)
15. Twizzle Element

9100 Synchronized Skating Definitions and Criteria

9110 Definitions of General Terms

A. *Additional Features:* A term for describing technical content that increases the difficulty of an element. Additional features such as step sequences, free skating moves, free skating elements and point of intersection are divided into groups according to their difficulty, which are issued in ISU Communications.

B. *Axis:* Refers to the imaginary line(s) which divide the ice surface (long axis, short axis, diagonal axis, continuous axis). A turn(s) or pattern(s) is executed on an axis.

C. *Axis of Intersection:* Refers to the axis where the skaters are passing/intersecting with one another. In the case of a collapsing intersection (box, triangle, etc.) the axis of intersection is defined as being the area within the shape once the corners have started to intersect and before the skaters exit the intersection and pass through the final corners.

D. *Configuration*: The number of lines, spokes or circles in the element.

E. *Connections:* Sections of the program that occurs within elements, during entrances and exits of elements, as connecting elements and executed in-between the required/optional elements.

F. *Difficulty Groups of Elements:* All elements in synchronized skating are divided into groups of difficulty based on the number of features included. Difficulty groups are updated and published on the Synchronized Skating Rules and Resources page on usfigureskating.org.

G. *Element:* A component that is part of a synchronized skating short program and/or free skate. Elements are divided into groups of difficulty.

H. *Features:* Technical content that increases the difficulty of an element which may become part of the difficulty group of an element. Examples of features are body movement, pivoting, traveling, etc. The features for each element will be updated and published on usfigureskating.org.

I. *Highlighting:* When one skater performs a movement that is away from and in contrast with the rest of the team.

J. *Holds:* Basket weave, catch, hand, elbow, shoulder and no hold are some examples of different holds that may be used.

K. *Innovative Movement (IM):* Creative and/or unexpected movement(s) that are not part of the skating repertoire.

L. *Line/Spoke:* Formed when two points are connected so it must have a minimum of two skaters.

M. *Point of Intersection:* An additional feature for the intersection element.

N. *Shape:* Basic element shapes are Block, Circle, Line, Wheel

O. *Skating Direction:* Either forward or backward (e.g. forward spirals and backward spirals).

P. *Sub-grouping:* A subordinate or smaller group(s) without close relationship to the rest of the team; a division of the team into several smaller groups.

Q. *Syncopated Choreography:* Choreography or elements that have a rhythmic time delay in movement.

R. *Series/Combination of Turns:* Consists of at least two different types of turns executed on one foot where the exit edge of one turn is the entry edge of the next turn.

S. *Sustained:* Movement or position held for three seconds or longer.

T. *Stationary:* Any element or free skating element executed on one spot that may or may not be rotating.

U. *Stopping:* Skaters are standing in one place without any movement.

9120 Definitions of Turns, Steps and Linking Steps

A. *One Foot Turns*: A rotational movement in which the skater moves from forward to backward or backward to forward using one foot, and on an edge and axis.
   1. *Bracket*: A turn executed on one foot from an outside edge to an inside edge or an inside edge to an outside edge, with the exit curve continuing on the same lobe as the entry curve. The skater turns in the direction opposite to the curve.
   2. *Counter*: A turn executed on one foot from an outside edge to an outside edge or an inside edge to an inside edge, with the exit curve on a different lobe from the entry curve. The skater turns in the direction opposite to the entry curve (i.e. in the direction of the exit curve).
   3. *Rocker*: A turn executed on one foot from an outside edge to an outside edge or an inside edge to an inside edge, with the exit curve on a different lobe from the entry curve. The skater turns in the direction of the entry curve.
   4. *Three-Turn*: A turn executed on one foot from an outside edge to an inside edge or an inside edge to an outside edge, with the exit curve continuing on the same lobe as the entry curve. The skater turns in the direction of the curve.
   5. *Twizzle:* A traveling turn executed on one foot with one or more rotations that quickly rotate with a continuous (uninterrupted) action. The weight remains on the skating foot with the free foot in any position during the turn. Set of twizzles: At least two twizzles performed one after the other, the number of foot-placements in between each twizzle may be limited.

B. *Two Foot Turns:* A rotational movement from one foot to the other foot in which the skater moves forward to backward or backward to forward..
   1. *S Step*: A turn from one foot to the other in which the curve of the exit edge is opposite to that of the entry edge. The change of foot is from outside edge to inside edge or inside edge to outside edge. The entry and exit edge are of equal depth.
   2. *C Step*: A turn from one foot to the other in which the entry and exit curves are continuous and of equal depth. The change of foot is from an outside edge to an outside edge or an inside edge to an inside edge.

C. *Steps:* The visible tracing on the ice that is executed on one or two feet. It may consist of an edge, change of edge, or loop.
   1. *Edge:* The visible tracing on the ice produced by a skater skating on one foot that is on a distinct curve.
   2. *Change of edge:* The visible tracing on the ice that changes from one distinct curve to another distinct curve with no change of foot.
   3. *Loop:* A one foot movement where the skater skates an oval pattern using the same edge. The entry and exit of the loop must cross. The loop must be clean cut without scrapes or points.

D. *Linking Steps*: Are connecting steps between turns in the step sequence additional features and in features.
   1 *Chassé*: A series of two edges (usually outside, inside) in which, on the second edge, the free foot is placed on the ice beside the skating foot but not ahead of or behind it, and the free foot is lifted with the blade parallel to the ice.
   2. *Cross Roll*: A roll started with the action of the free foot approaching the skating foot from the side so as to strike the ice almost at right angles to the skating foot, started forward with the feet crossed in front or backward with the feet crossed behind.
   3. *Crossover:* A sequence of two steps (push + cross) in which the free foot crosses the skating foot completely before it is placed onto the ice.
   4. *Flat*: The visible double tracing on the ice that is straight (imprinted by the skater skating on one foot on both edges of the blade).
   5. *Progressive/Run*: A step or sequence of steps in which the free foot passes the skating foot before it is placed on the ice, thereby bringing the new free foot off the ice trailing the new skating foot.
   6. *Toe Steps*: A step where the skaters move from one toe pick to the other toe pick without jumping and with or without using rotations as they travel down the ice.

E. *Terms used to describe turns, steps and linking steps:*
   1. *Different turns/steps:* Includes each of the listed types of turns and steps plus the four different methods of execution.
   2. *Different types of turns and steps:* Includes each of the listed turns and steps.
   3. *Difficult turns/steps:* Consists of bracket, S step, counter, loop, outside C step, rocker, twizzles with two or more rotations.
   4. *Listed turns and steps:* Consists of three-turn, C step, S step, twizzle, rocker, counter, bracket, loop.
   5. *Turning method:* A technique in which a rotational movement (turn or step) occurs using either the same/one lobe (bracket, three-turn, twizzle) or using two different lobes (counter, rocker) during the entry and exit of each turn.
   6. *Turn/step:* A term used when only one turn/step from the listed turns and steps is required.
   7. *Turns/steps:* A term used when at least any two turns/steps from the listed turns and steps are required.
   8. *Turns/steps and linking steps:* Terms used when at least any two turns from the listed turns and steps and linking steps are required.

9130 Definitions of Additional Features and Requirements

A. *Free Skating Elements:* Elements such as jumps, jump combinations, jump sequences, assisted jumps, spins, lifts, death spirals, pair pivots and vaults are examples and are permitted in some levels in synchronized skating. Free skating elements are allowed in elements such as creative elements, group lift elements and pair elements, etc., or as a transitional move between elements to increase the difficulty of transitions and add variety/complexity to the program.

1. *Jumps:* A type of movement during which both feet leave the ice.
   a. *Listed jumps:* The list of jumps consist of split jump, waltz jump, flip, loop, toe loop, Salchow, Lutz and Axel.
   b. *Non-listed jumps:* All other jumps not listed in paragraph a.
   c. *Assisted jumps:* Jumps in which a skater(s) provides passive assistance to another skater(s) in a non-supportive manner. The take off must be done by the skater who jumps. In this action there is a continuous ascending and descending movement. The hands of a skater(s) providing the passive assistance may rise higher than shoulder level height.
   d. *Jump combination:* Consists of any number of jumps of any revolutions that may be linked with turns, steps or with a slight touch down.
   e. *Jump sequence:* Consists of any number of jumps of any revolutions that may be linked with non-listed jumps, immediately following each other while maintaining the jump rhythm (knee); there can be no crossovers or stroking between jumps during the sequence.
   f. *Throw Jumps:* Partner-assisted jumps in which one of the skaters is thrown into the air by another skater on the take off and lands, without assistance from the partner, on a backward outside edge. A throw jump may have any number of revolutions.
2. *Butterfly (pair or individual):* The body is already in a nearly horizontal position at the take off. The free leg makes a wide, powerful rotational swing upward so that it is higher than the upper part of the body and head. During the flight and on the landing, the body remains in a horizontal position. There is no number of revolutions required after the landing.
3. *Illusion:* A quick rotational movement as the skaters head and upper body quickly lowers, at minimum, with the head near the supporting leg between the hip and knee, and the free leg kicks higher than hip level.
4. *Lifts:* An action in which a skater(s) is lifted to any height, either by the lifting skaters, or by the lifted skater(s) themselves using body support from other skaters and will be counted as a lift when a skater is held off the ice for more than three seconds.
   a. *Acrobatic lifts* are considered dangerous and therefore illegal.
      Positions in which:
      - the lifted Skater is held only by either the blade(s), foot (feet) or leg(s) and swung around; or
      - the lifted Skater(s) is sustained in a totally vertical position and is only supported by their blade, feet or lower legs (below knee level) with the top of their head towards the ice

      are considered dangerous and therefore illegal.
      Lifts where the lifted skater is rotating around herself/himself are allowed, provided there is no sustained, totally vertical position with the top of the head towards the ice and the skater is only supported by their blade, feet or lower legs (below knee level).
   b. *Group lift* is an action in which one or more skaters is lifted and sustained to any height by two or more skaters. A lifting skater(s) must have at least one skate on the ice at all times.
   c. *Pair lift* is an action in which one skater is lifted and sustained by one other skater.
5. *Pivot*:
   a. *Death spiral:* A type of pair pivot in which the supported skater must skate on a clean edge with the body and head close to the ice surface. The supported skater must not touch the ice with the head or assist themselves with the free hand or any part of the body. Variations of arm hold (holding with one or both hands) and pivot position (backward, forward or a combination of both, with or without the toe pick) are possible.
   b. *Pair pivot:* A type of pivot executed by two skaters where one of the skaters becomes the center point, and the supported skater is gliding around the center point.
6. *Spins:* A spinning movement with a minimum of three revolutions without interruption, performed on one foot on the spot (except a cross foot spin) and in the correct position. If the spin has a change (foot, position, etc.), then two revolutions are required before and after the change.
   a. *Types of spins*
      i. *Solo spins*: The skaters are spinning as individuals on one foot without interruption.
      ii. *Pair spin:* A spin skated by two skaters performed on the spot around a common axis simultaneously without interruption. The partners may be in different spinning positions and in any hold.
      iii. *Group spin:* A spin executed by three or more skaters, performed on the spot around a common axis simultaneously without interruption. The skaters may be in the same or different spinning positions, and in any hold.
   b. *Types of spinning positions*
      i. *Camel spin:* The skater remains in a spiral position while rotating. The free leg (including the knee and foot) must be held at hip level or higher.
      ii. *Sit spin:* The skater remains in a sit position while rotating. The supporting leg must be bent at least to a 90

degree angle. The thigh of the skating foot must be parallel to the ice surface.

iii. *Upright spin*: The skater is spinning in an upright position spinning. The arms and free foot may be held in a variety of positions.

c. *Variations of an upright spin*

i. *Cross foot spin:* An upright position where both of the skater's feet are on the ice while spinning. The feet may be crossed in front or behind.

d. *Difficult variation of an upright spin*: A movement using the free leg or back which has an effect on the balance of the main body core.

i. *Biellmann spin (Biellmann position in a spin):* The skater's free foot is pulled by one hand or both hands from behind to a position higher than the head and toward the top of the head close to the central axis of the skater.

ii. *Layback spin*: The skater must be leaning backwards with the head leaning away from the core axis of the body. The body must show a definite arch in the back. The free leg may be in any position.

iii. *Sideways leaning spin*: The skater is leaning sideways with the torso at least at a 45 degree angle from the core axis of the body.

iv. *Upright extension spin:* A spin where the skater's body remains upright with the free leg held at least at a 135 degree angle to the skating leg. The free leg may be held to the front or to the side and may be supported or unsupported.

e. *Flying Spins*: A spin that must "fly" during the entry of the spin. No previous rotation on the ice before take off is permitted. The "flying position" may be executed in any position. A three-turn executed before the flight does not demonstrate a flying spin.

7. *Un-sustained lift* is a group or pair lift in which one skater is lifted and put down, in a continuous ascending and descending movement. The lifted skater must be elevated for less than three seconds before being set down. This type of lift may be stationary or gliding. The lifted skater may vault up and/or down from the un-sustained lift.

8. *Vault:* A vault of not more than one revolution in which a skater(s) provides passive assistance to another skater(s) who turns/revolves, head over heels (or vice versa) in a cartwheel or somersault action. In this action, there is a continuous ascending and descending movement, where the vaulting skater rotates/revolves.

B. *Free Skating Moves:* Free skating moves such as lunges, spirals, Ina Bauers, spread eagles, hydroblading, Biellmann spiral, Charlotte, shoot the duck, etc., are permitted. Free skating moves are allowed in elements or as transitional moves between elements to increase the difficulty of transitions and add variety/complexity to the program.

1. A "type" of free skating moves (fms) is a term that refers to each of the listed free skating moves in the difficulty groups of elements. Biellmann is considered a different type of fm than a spread eagle. Biellmann RFI is considered the same type as Biellmann RFO.

2. "A subtype of free skating moves (fms)" refers to the same type of free skating moves executed using at least two of the eight different methods of execution. A free skating move executed with an outside edge is considered as a subtype of the same type of free skating move executed with an inside edge. A free skating move executed forward is considered to be a subtype of the same type of free skating move executed backward. A free skating move executed on the right foot is considered to be a subtype of the same type of free skating move executed on the left foot.

3. "Same free skating move" is a term that includes one "type" of free skating move executed in the same position, on the same edge, on the same foot and in the same skating direction.

To get credit for performing free skating move(s), each move must be held in the correct position and on the correct edge for at least three seconds.

A free skating move with a change (change of edge, of free leg position, of rotational direction, etc.) must be held for a minimum of two seconds before and after the change. In the case when skaters change at different times, all skater(s) must hold the free skating move for at least two seconds before and after the change.

4. Types of free skating moves:

a. One foot positions

i. *Biellmann spiral: The skater glides forward and backward on an edge.* The skater's free foot is pulled by one hand or both hands from behind to a position higher than the head and toward the top of the head close to the central axis of the skater.

ii. *Charlotte:* A glide either forward or backward on an edge or a flat. The skater's body must bend forward a minimum of 135 degrees from upright so that the head and chest are close to the supporting leg. The free leg and supporting leg should be straight, with the free leg extended behind and held at a minimum of 135 degrees. The free leg may be supported or unsupported.

iii. *Hydroblading:* A low sit-like position that is counter balanced, where the supporting leg is bent to at least 90 degrees (parallel to the ice) and the free leg and forearms are not resting on the ice surface. The hand(s) however may touch the ice surface for support. The skater's torso, including the shoulders, are leaning far in toward the center of the circle, and the free leg is placed to the outside of that circle. The move must be executed on an edge and on one foot.

iv. *Spiral:* The skater glides forward or backward on an edge in arabesque position. The free leg (including knee and foot) must be held higher than hip level supported (either by the same or another skater) or unsupported. The position of the free leg must be fully extended and may be backward, forward, or sideways

v. *Spiral variation:* The skater glides forward or backward on an edge in arabesque position.The free leg (including the knee and foot) must be held higher than hip level supported (either by the same or another skater) or unsupported. The position of free leg may be bent and may be held to the back, front, or side.

j. *Upright extension:* The skater glides on an edge. The skater's body remains upright with the free leg supported (either by the same or another skater) at least at a 135 degree angle to the skating leg. The free leg may be held to the back, front, or to the side.

b. Two foot positions

i. *Ina Bauer:* A two-footed movement in which the skater travels along the ice with one foot on a forward edge and the other foot on either the same or different backward edge. Each foot glides on parallel curves.

ii. *Spread eagle:* A two-footed movement in which the skater skates with one foot on a forward edge and the other on a matching backward edge on the same curve.

C. Other positions

i. *Lunge:* A movement, either forward or backward on an edge or flat in which the skater travels along the ice with one supporting leg bent (with at least 90 degrees between the thigh and shin of the skating leg) and the other leg directed behind with the boot/blade touching the ice. The skater's torso may be upright, bent forward, leaning backward or to the side. The free leg may be straight or bent and may be held to the back or side. The free foot may be in any position.

ii. *Shoot the Duck:* The move may be skated on an edge or a flat and on one foot or two feet. The skaters must show a low position where the supporting leg(s) is (are) bent to at least 90 degrees (parallel to the ice). The skater's torso may be upright or bent forward. The free leg may be straight or bent and may be held to the front or to the side.

iii. *Sliding movement:* Movement when a skater(s) slides across the ice in a controlled manner. The skater(s) may slide on one or both knees, their thigh, or other parts of the body.

C. *Point of Intersection:* The type of movement/rotation that the skaters are executing at the axis of intersection.

D. *Step Sequence:*

1. A combination/series of different turning methods such as three-turn, bracket, S step, counter, loop, C step, rocker, twizzle, linking steps and short free skating moves used as part of an element such as the no hold element. Use of crossovers must be kept to a minimum. During the step sequence additional feature, all skaters must execute the same steps/turns in the same skating direction, on the same edge, at the same time, except to initiate or end a mirror image pattern. Linking steps, free skating moves, etc., may be different.
2. Turn and step requirements: The requirements for turns and steps are as follows:
   a. Steps and turns must be skated on recognizable edges and lobes.
   b. Turns/steps that do not have sustained edges due to a quicker tempo will be counted as long as they are executed with clear/clean entry and exit edges.
   c. Teams that use a good quality of skating but have shorter and quicker edges must not be penalized in the grades of execution.
   d. When turns/steps and linking steps are used in a step sequence, the turns/steps and linking steps must be balanced in their distribution throughout the step sequence additional feature.

9140 Definitions of Features and Requirements

A. *Back to back approach:* Is shown when the skaters' backs (including shoulders and hips) are facing toward the axis of intersection, independently of the skating direction, during the entire approach phase. A pivoting entry with backward skating is also considered to be a back-to-back approach.

B. *Balancing position (lift):* The position of the lifted skater is stabilized mostly by their own strength. The lifted skater's position becomes precarious and influences (affects) their balance.

C. *Body movement:* The use of the body parts (arms, legs, head, torso) when executing the turns and linking steps. The core changes from the center balanced position and that movement has a significant impact on the body's weight distribution over the blade.
Different levels in space:
High: movements done above shoulders
Medium: movements done within shoulder to hip level
Lower: movements done below hip level

D. *Change of configuration:* An action when the number of lines, spokes or circles changes during an element. Skaters have to move to form a new configuration.

E. *Change of element shape:* An action where skaters change from one element's shape to a different element's shape.

F. *Change of foot:* Skater(s) change from one foot to another foot. A change of foot may be executed in the form of a step over or jump.

G. *Change of place:* An action where the spoke(s)/line(s)/skater(s) change their order when compared to the start or when skaters within a spoke/line change spots with each other.

H. *Change of position:* An action where a skater uses at least two different positions.

I. *Change of relative position:* An action when two separate configurations of the same and/or different elements change places with each other. The two configurations may pass each other or intersect, or skaters may change from one configuration to another.

J. *Change of rotational direction:* An action where an element or movement is executed first in one rotational direction and then in the oppositie rotational direction, clockwise and counterclockwise, or vice versa.

K. *Change of side:* An action done during a free skating move where a skater begins on one side of another skater, and changes to the other side of that same skater.

L. *Change of type:* A skater uses at least two different types of free skating moves, free skating elements, or other movements as required separately for each season.

M. *Choreographic series*: Consists of:
   1. Different skating movements;
   2. Different types of turns;
   3. Different arm movements and body movement(s)

   as stated in an ISU Communication.

N. *Flexible position (lift):* Includes but is not limited to front split, side split, 135 degree, backward arch in a semi-circle or full circle.

O. *Interaction between elements, skaters and shapes/configurations:* The different elements, skaters and shapes/configurations cross paths, intersect, circle, mirror, pass by or are connected to each other, etc.

P. *Interlocking:*
   1. Circle: At least two circles rotating in opposite directions are linked together when individual skaters in one circle pass in-between at least two consecutive individual skaters of the other circle.
   2. Wheel: At least two wheels rotating in opposite directions where a spoke of each wheel passes in-between two consecutive spokes of the other wheel(s).

Q. *Intersecting:* Individual skaters crisscross between other individual skater(s) either simultaneously or separately.

R. *Mirror Image Pattern*: A mirror image pattern is shown when some skaters of the team use a clockwise or counterclockwise direction and the other skaters of the team use the opposite direction at the same time (counterclockwise or clockwise). It can be executed in an element with half/half of the team (ex: for step sequences) or one-third/two-thirds (ex: with three group lifts)

S. P*assing through:* Individual(s), pair(s) and/or group(s) of skaters crisscross between other individua(s), pair(s) and/or group(s) of skaters either simultaneously or separately.

T. *Pivoting:* A continuous action in one rotational direction when an individual skater, pair, line or block is rotating around a common center point. The common center point is permitted to remain stationary or progress across the ice.
   1. *Change of pivot point:* In the pivoting block or pivoting line element, when the pivot point changes from one end of the line to the other. The pivot point is permitted to progress through the line(s). Retrogression is not permitted during a change of pivot point. Skaters may not cross their own old tracks as the pivot point is changing ends.

U. *Self-supported position (lift):* The lifted skater is holding the majority of their own weight in any position. The lifting partner is providing passive assistance to the lifted skater at any point.

V. *Travel:* An action where a rotating element such as a circle or wheel is caused to move in a given direction or path for a required distance. The rotation and travel must occur at the same time. The path may be curved or straight.

W. *Weaving:* An action when skaters pass each other by moving side to side, for example: changing from an outer circle to a center circle or vice versa depending on where they start.

9150 Definitions of Elements and Basic Requirements

The detailed criteria for the requirements of elements will be updated together with features and additional features/extra features annually and published on usfigureskating.org. Stopping or becoming stationary (choreographed) is not permitted during any part of an element once the element has started. Exceptions: Creative element – lifts, no hold element and any element that requires or has an option for a stationary movement (spin, etc.). Elements must meet the following basic requirements described below and for each specific element.

Block (artistic, linear and pivoting, mixed and no hold elements):

A block (closed or open) must have a minimum of three straight lines with all skaters forming one block configuration

Closed block: A block shape that is outlined and filled in with skaters

Open block: A block shape that is only outlined with skaters

Circle (artistic, mixed, rotating and traveling elements):

A circle has a minimum of three skaters. Basic circle shapes are defined as follows:
1. One circle
2. Multiple circles: two or more side-by-side circles
3. Circle(s) inside circle(s)

Line (artistic, mixed, rotating and traveling elements):

A line must have a maximum of two straight lines.

Wheel (artistic, mixed, rotating and traveling elements):

A spoke must have a minimum of two skaters. Spokes may be straight or curved. Basic wheel shapes are defined as follows:

1. One, two (or "S" wheel), three, four or five spoke wheel.
2. Multiple wheels
3. Two-line or three-line parallel wheel

A variation of a shape configuration of an element is defined as: a deviation of a basic shape where skaters may or may not be attached.

A. **Artistic Element**:
1. An artistic circle/artistic wheel begins once the configuration is recognized and starts to rotate with all skaters participating.
2. The artistic block/artistic line begins once the configuration is recognized and is progressing along/across the ice with all skaters participating.
3. The artistic element should be used to match the music in order to enhance the composition of the program.
4. The element ends once the configuration breaks apart or a transition into another element or transitional element begins.

B. **Creative Element**:
1. The creative element begins when the shape/requirements of the selected element is recognized. The creative element ends when the requirements for the element are met.
2. The creative element is a unique presentation of one or more synchronized skating element(s) which will be published annually on the Synchronized Skating Rules and Resources page on usfigureskating.org.

C. **Creative Dance Element**
1. Performance using all vocabulary of skating on one continuous axis. Must be used to match the music in order to enhance the idea of the program and fully reflect the music.
2. Begins at a barrier and progresses to the opposite barrier.
3. Ends when the skaters have attained the opposite barrier and they break apart or a connection into another element or connecting element begins.

D. **Group Lift Element**
1. The group lift element begins once the skaters begin to form their group for the lift, and it ends when the lifted skater is set down.
2. All skaters must attempt to participate in a group lift element either by being the lifted skater or by supporting the lifted skater.
3. The group lift must meet the definition for group lifts (see rule 9130 (A)(6)(b)).
4. All skaters must act as a unit.

E. **Intersection Element**:

The intersection element may include an additional feature (point of intersection). The intersection element begins with the approach phase or features. All skaters must intersect and/or pass through during the intersection element. There are two different options in which this can be executed — intersecting or passing through. See definition of features. See U.S. Figure Skating website for annual requirements.

1. *Angled intersection:* An intersection where two lines are skating towards each other and the axis of intersection, from opposite sides/ends of the ice surface while remaining parallel to each other.
2. *Collapsing intersections:* An intersection where skaters pass each other at different times using at least two different axes. Examples of a collapsing intersection are box, triangle or “L” intersection.
3. *Combined intersection:* When two different types of intersections are combined.
4. *Two line intersection:* An intersection where two lines are skating toward each other and the axis of intersection from different/opposite sides of the ice surface in a mirror image pattern.
5. *“V” intersection:* An intersection where two or more straight lines are pivoting and skating toward each other and the axis of intersection from two opposite sides/ends. Skaters pass each other at the same or different times.
6. *Whip intersection:* An intersection where the two lines approach each other starting from a curve until the lead skaters of each line become back to back with the axis of intersection and then start to straighten before intersecting.

The number of skaters in each line (part) of an intersection must be as equal as possible.

Phases of an Intersection Element: Intersection elements have three phases, each of which must be included and executed correctly. There is no required length of time that each phase must be held.

Phase 1 – Approach: Begins when the team starts moving toward the axis of intersection and ends when the skaters intersect and/or with the start of a pi rotation. Note: The approach phase for an angled intersection begins when the lines are moving toward each other and ends once the lead skaters of each line start to pass each other.

Phase 2 – Point of Intersection: The type of movement/rotation that the skaters are executing at the axis of intersection. See rule 9130 (C).

Phase 3 – Exit of Intersection: The moment following the axis of intersection when the skaters are moving away from the point of intersection.

F. **Mixed Element**
1. The mixed element begins when at least two different synchronized skating elements are recognized.
2. The mixed element consists of at least two different synchronized skating elements.

3. Two or more different elements are interacting with each other. The elements may cross paths, intersect, circle, mirror, pass by and/or be connected to each other, may be in pairs (with a minimum of two pairs which are part of an element shape).
4. Choice of elements are: block, circle, line and wheel.
5. The mixed element ends once the element shape(s) breaks apart or a connecting element begins.

G. **Move Element**

This element consists of free skating move(s).

1. All skaters must attempt a free skating move.
2. The element begins at the start of the free skating move or feature(s).
3. All skaters must act as a unit
4. Any connection, including connections resembling an intersection, is permitted during the free skating move (see rule 9160 for illegal elements).
5. The element ends when all timing requirements for the free skating move(s) have been met.

H. **No Hold Element**

The no hold element may include an additional feature (step sequence) executed with a no hold.

1. The no hold element begins when the skaters form one block and are in no hold.
2. Linking steps, free skating moves and body movements, etc., may be different and executed at different times.
3. The no hold element ends at any place on the ice surface when the block breaks upon the start of a transition into a different element or transitional element, or when all or some of the skaters deliberately touch each other and/or take a hold.

I. **Pair Element**

1. All skaters must attempt a pair movement.
2. The pair element begins once the pairs are formed by the entire team.
3. The pair element may consist of free skating elements, free skating moves, step sequences or other skating movements.
4. The pairs must act as a unit.
5. The pair element ends when the pairs break apart.

J. **Pivoting and Linear Elements**

1. All skaters must participate in the configuration(s).
2. The element begins once the configuration is recognized and is progressing along/across the ice.
3. Linear elements: The element must attempt to progress across the ice.
4. Pivoting elements: All skaters must be attached (for most of the time) and must attempt to pivot. Pivoting Line Element: the number of skaters in each line(s) must be as equal as possible.
5. The element ends when the configuration is broken or stops pivoting and begins a connection into a different element.

K. **Synchronized Spin Element**

1. All skaters must attempt a spin.
2. The synchronized spin element begins with the entry edge or feature.
3. A minimum of three revolutions are required.
4. Any solo spin or pair spin can be used.
5. The rotation of the spin can be clockwise, counterclockwise or a combination of both directions.
6. The skaters may use the same or different rotational directions.
7. The movements of the skaters during all phases of the spin should be completely synchronized.
8. The spin element ends when the skaters stop spinning.
9. The synchronized spin element is described using three phases. Each of the three phases must be included.
   a. *Phase 1 – Entry:* The moment the skater(s) steps onto the entry edge.
   b. *Phase 2 – Rotation(s):* The number of times a skater(s) rotates.
   c. *Phase 3 – Exit:* The moment when the skater(s) stops spinning.

L. **Traveling and Rotating Elements**

1. All skaters must participate in the configuration(s).
2. The element begins once a circle(s) and/or a wheel(s) shape(s) is/are recognized and starts to rotate.
3. Rotating elements: The element must attempt to rotate.
4. Traveling elements: The element must attempt to rotate and travel.
5. The element ends when the configuration is broken, or stops rotating, or stops traveling and begins a connection into a different element.

M. **Twizzle Element**

1. All skaters must attempt at least one twizzle.
2. The element begins with the entry of the first twizzle or feature.
3. The element consists of a set of at least two twizzles.
4. The element ends when all skaters complete the last twizzle.

9160 Illegal Elements, Features, Additional Features, Movements

A. All divisions (short program and/or free skate)
   1. Back spirals through the axis of intersection
   2. Illegal lifts as defined in rule 9130 (A)(6)
   3. Split jump through the axis of intersection
   4. Unassisted/solo back flip(s)
   5. Stepping over clasped hands
   6. Flying camel spin executed by the entire team (except junior and senior)

B. All divisions except novice, junior, senior, and collegiate (free skate only)
   1. Sustained lifts (more than 3 seconds) of any variety

9400 Synchronized Skating Test Qualifications and Age and Roster Requirements

Test qualifications are as of the closing date for entries. Age requirements are as of the preceding July 1.

Competitive Level	**Minimum Test Qualifications** *Tests may be standard or Skate United unless otherwise noted.* *Pattern dance tests may be partnered or solo.*	**Age and Roster Requirements**
Preliminary	Preliminary skating skills or higher or the preliminary pattern dance test or higher	8-20 skaters who are 13 years of age and younger
Pre-Juvenile	Pre-bronze skating skills or higher or the pre-bronze pattern dance test or higher	8-20 skaters who are 17 years of age and younger
Open Juvenile	None	8-20 skaters who are 19 years of age and younger
Juvenile	Bronze skating skills or higher or the bronze pattern dance test or higher	12-20 skaters who are 13 years of age and younger
Intermediate	Pre-silver skating skills or higher or the pre-silver pattern dance test or higher	12-20 skaters who are 19 years of age and younger
Novice	Silver skating skills or higher or the silver pattern dance test or higher	12-20 skaters who are 19 years of age and younger
Junior	Pre-gold skating skills or higher or the pre-gold pattern dance test or higher	12-16 skaters who are 13 through 19 years of age (Note for ISU competitions, you must follow ISU requirements)
Senior	Gold skating skills or the gold pattern dance test or higher	12-16 skaters who are 17 years of age or older
Open Collegiate	None	8-20 skaters, all of whom must have a high school diploma or equivalent, be enrolled in a degree program at a college or university, and be full-time or part-time students as recognized by the college or university they attend
Collegiate	Bronze skating skills or higher, or adult gold skating skills or higher, or the bronze pattern dance test or higher	12-20 skaters, all of whom must have a high school diploma or equivalent, be enrolled in a degree program at a college or university, and be full-time or part-time students as recognized by the college or university they attend
Open Adult	None	8-20 skaters who are 18 years of age or older
Adult	At least one of the following: • Preliminary skating skills or higher, or • Adult bronze skating skills or higher, or • Preliminary pattern dance test or higher, or • Preliminary figure or higher	12-20 skaters who are 18 years of age or older
Open Masters	None	8-20 skaters who are 25 years of age or older
Masters	None	12-20 skaters who are 25 years of age or older
Special Olympics Unified	None	None

9900 Marking of Synchronized Skating – CJS and IJS

9910 Marking of Synchronized Skating – CJS

9911 The component judging system is marked on a scale from 0.25 to 10.00 in increments of 0.25, of which:

Component Judging System Scale			
0.25-0.75 =	Beginning/Starting	5.00-5.75 =	Average
1.00-1.75 =	Emerging/Learning	6.00-6.75 =	Above average
2.00-2.75 =	Developing/Progressing	7.00-7.75 =	Good
3.00-3.75 =	Confident/Competent	8.00-8.75 =	Very good
4.00-4.75 =	Secure/Strengthening	9.00-9.75 =	Excellent
		10.00 =	Outstanding

9912 The chair of the Synchronized Development and Technical Committee, in consultation with the judging representative on the Synchronized Development and Technical Committee, will determine the deductions on the Synchronized Skating Rules & Resources page on usfigureskating.org by July 1 each season.

9913 Marking of the Synchronized Skating Free Skate – Component Judging System (CJS)

In any synchronized skating event that is judged under CJS, three marks are awarded on a scale from 0.25 to 10.00 (see rule 9911). The first mark is for technical elements, the second mark is for composition/presentation, and the third mark is for skating skills.

A. For the marking of the technical elements, each judge will mark the quality of the execution of the elements as a whole depending on the positive and/or negative features of the execution and errors. In addition, the judges must consider the difficulty of the element.
B. For the marking of composition/presentation and skating skills, see rule 9922.
C. Executed elements that are not according to program requirements will not be considered when determining the technical element mark.
D. Any element commenced after the permissible time allowance will not be considered when determining the technical element mark. In the event an element is commenced before but completed after the allowable time duration, the element is to be judged as skated. The referee must advise the judges of any element begun after the time limit.

9920 Marking of Synchronized Skating – IJS

9921 Technical Score – Synchronized Skating – IJS

The guidelines for the marking of the technical score are updated and published on usfigureskating.org.

A. *Scale of Values:* The scale of values of the synchronized skating elements will be updated and published on usfigureskating.org. The scale of values contains base values of all the elements and the numerical values of the grades of execution.
B. *Base Values:* The technical panel will determine the name and, when required, the level of difficulty of every element. Base values of elements are measured in points and are indicated in the scale of values table. They increase with the increasing difficulty of the elements. The difficulty of the elements depends on their levels of difficulty.
C. *Levels of Difficulty of Elements:* The descriptions of characteristics (features) that give an element a certain level of difficulty is updated and published on usfigureskating.org. Required and optional elements are divided into groups depending on their difficulty, except elements designated with a fixed base value in the list of elements.
D. *Grade of Execution (GOE):*
   1. Each judge must mark the quality of execution of every element depending on the positive or negative features of the execution and any errors present.
   2. The GOE is marked from +5, +4. +3, +2, +1, 0 (base value), -1, -2, -3, -4, -5.
   3. The guidelines for determining the grade of execution for each element will be updated and published on usfigureskating.org.
E. *Features/Additional Features:* The additional features (step sequences, free skating moves/elements, point of intersection) and features are divided into the groups according to their difficulty.
F. *Illegal Elements/Features/Additional Features/Movements:* Every illegal element/feature/additional feature/movement (see rule 9160) performed in the program will be penalized by a deduction. For IJS deductions, see the Synchronized Skating Rules and Resources page on usfigureskating.org. If an illegal movement is performed during the execution of any element or connecting element, the element/feature/additional feature/movement will be called as follows:
   1. The element will be called "no value" and a deduction will be applied if the illegal movement is the element;
   2. The element is called, but the feature is not counted, and a deduction is applied if the illegal movement is included in the feature;
   3. The element is called, but the additional feature is not counted, and a deduction is applied if the illegal movement is included in the additional feature.
   4. A deduction is applied if the illegal movement is included during a connection.

9922 Program Component Score – Synchronized Skating – IJS

In addition to the total element score, the team's whole performance is evaluated by three program components: (1) Composition, (2) Presentation and (3) Skating Skills. For synchronized skating, there must be equal demonstration of the criteria by all skaters.

A. Definitions and criteria for analyzing the program components
   1. Composition: The intentional, developed and/or original arrangement of the repertoire of all types of movements into a meaningful whole according to the principles of proportion, unity, space, pattern and musical structure. In evaluating the Composition, the following must be considered:
      a. Unity;
      b. Connections between and within elements;
      c. Pattern and ice coverage;
      d. Multidimensional movements and use of space;
      e. Choreography reflecting musical phrase and form.
   2. Presentation: The demonstration of engagement, commitment and involvement based on an understanding of the music and composition. In evaluating the Presentation, the following must be considered:
      a. Expressiveness and projection;
      b. Variety and contrast of energy and of movements;
      c. Musical sensitivity and timing;
      d. Oneness and awareness of space.
   3. Skating Skills: The ability of the skater to execute the skating repertoire of steps, turns and skating movement, with blade and body control. In evaluating the Skating Skills, the following must be considered:
      a. Variety of edges, steps, turns, movements and directions;
      b. Clarity of edges, steps, turns, movements and body control;
      c. Balance and glide;
      d. Flow;
      e. Power and speed;
      f. Unison.

B. Marks for Program Components
   1. Program components are marked on a scale of 0.25 to 10.00 in increments of 0.25, with a separate mark given for each program component, of which:

0.25-0.75 =	Extremely poor	5.00-5.75 =	Average
1.00-1.75 =	Very poor	6.00-6.75 =	Above average
2.00-2.75 =	Poor	7.00-7.75 =	Good
3.00-3.75 =	Weak	8.00-8.75 =	Very good
4.00-4.75 =	Below Average	9.00-9.75 =	Excellent
		10.00 =	Outstanding

   2. Increments are used for evaluation of performances containing some features of one degree and some of the next degree.
   3. Guidelines for judging are published and updated on usfigureskating.org.

9923 Deductions and Reductions – Synchronized Skating – IJS

A. Reductions for synchronized skating are updated yearly and published on the Synchronized Skating Rules and Resources page on usfigureskating.org. Reductions for breaks, stumbles, falls and collisions in the required elements will be made by judges in the grade of execution.

B. Deductions from the total score are applied for each violation. For IJS deductions, see the Synchronized Skating Rules and Resources page on usfigureskating.org.

C. Every failure in the required elements must be reflected only in the technical score according to the importance of the element failed or omitted and the gravity of the mistake itself, since there is no direct relationship between the technical score and the program component score. However, deductions for failures must be made in the program component score if other program components are involved. An element and feature and additional feature/extra feature is omitted when it is not tried.

Skating Skills Diagrams

Table of Contents for Skating Skills Diagrams

Pre-Preliminary Skating Skills
- Forward Perimeter Stroking SS-3
- Basic Consecutive Edges SS-4
- Forward Right and Left Foot Spirals SS-5
- Waltz Eight SS-6

Standard Preliminary and Skate United Preliminary Skating Skills
- Forward and Backward Crossovers SS-7
- Consecutive Outside and Inside Spirals SS-8
- Forward Power Three-Turns SS-9
- Alternating Forward Three-Turns SS-10
- Forward Circle Eight SS-11
- Alternating Backward Crossovers to Backward Outside Edges SS-12

Standard Pre-Bronze and Skate United Pre-Bronze Skating Skills
- Forward and Backward Perimeter Power Stroking SS-13
- FO-BI Three-Turns in the Field SS-14
- FI-BO Three-Turns in the Field SS-15
- Forward and Backward Power Change of Edge Pulls SS-16
- Backward Circle Eight SS-17
- Five-Step C Step Sequence SS-18

Standard Bronze and Skate United Bronze Skating Skills
- Stroking: Forward Power Circle SS-19
- Stroking: Backward Power Circle SS-20
- Eight-Step C Step Sequence SS-21
- Forward and Backward Free Skate Cross Strokes SS-22
- Backward Power Three-Turns SS-23
- Forward Double Three-Turns SS-24

Standard Pre-Silver, Skate United Pre-Silver, and Adult Intermediate Skating Skills
- Backward Double Three-Turns SS-25
- Spiral Sequence SS-26
- Brackets in the Field Sequence SS-27
- Forward Twizzles SS-28
- Inside Slide Chassé Pattern SS-29

Standard Silver, Skate United Silver, and Adult Novice Skating Skills
- Inside Three-Turns/Rocker S Steps SS-30
- Forward and Backward Outside Counters SS-31
- Forward and Backward Inside Counters SS-32
- Forward Loops SS-33
- Backward Rocker S Step Sequence SS-34
- Backward Twizzles SS-35

Standard Pre-Gold, Skate United Pre-Gold, and Adult Junior Skating Skills
- Forward and Backward Outside Rockers SS-36
- Forward and Backward Inside Rockers SS-37
- Power Pulls SS-38
- S Step Sequence SS-39
- Backward Loop Pattern SS-40
- Straight Line Step Sequence SS-41

Standard Gold, Skate United Gold, and Adult Senior Skating Skills
- Sustained Edge Step SS-42
- Spiral Sequence SS-43
- BO Power Double Three-Turns to Power Double Inside Rockers SS-44
- BI Power Double Three-Turns to Power Double Outside Rockers SS-45
- Serpentine Step Sequence SS-46

Adult Pre-Bronze Skating Skills
Forward Perimeter Stroking SS-47
Basic Consecutive Edges SS-48
Forward Right and Left Foot Spirals SS-49
Waltz Eight SS-50
Forward and Backward Crossovers SS-51
Adult Bronze Skating Skills
Forward and Backward Perimeter Power Stroking SS-52
Forward Power Three-Turns SS-53
Alternating Backward Crossovers to Backward Outside Edges SS-54
Forward Circle Eight SS-55
Five-Step C Step Sequence SS-56
Adult Silver Skating Skills
Eight-Step C Step Sequence SS-57
Forward and Backward Free Skate Cross Strokes SS-58
FO-BI Three-Turns in the Field SS-59
FI-BO Three-Turns in the Field SS-60
Consecutive Outside and Inside Spirals SS-61
Forward and Backward Power Change of Edge Pulls SS-62
Adult Gold Skating Skills
Stroking: Forward Power Circle SS-63
Stroking: Backward Power Circle SS-64
Forward Double Three-Turns SS-65
Backward Double Three-Turns SS-66
Backward Circle Eight SS-67
Brackets in the Field SS-68
Adaptive Pre-Bronze Skating Skills
Forward Perimeter Stroking SS-69
Basic Consecutive Forward Edges SS-70
Forward Crossovers SS-71
Adaptive Bronze Skating Skills
Forward and Backward Crossovers SS-72
Forward Right and Left Foot Spirals or Lunges SS-73
Basic Consecutive Backward Edges SS-74
Alternating Forward Three-Turns SS-75
Adaptive Silver Skating Skills
Forward and Backward Perimeter Power Stroking SS-76
Five-Step C Step Sequence SS-77
Forward Circle Eight SS-78
Circular Sequence SS-79
Waltz Three-Step Sequence SS-80
Adaptive Gold Skating Skills
Eight-Step C Step Sequence SS-81
Forward and Backward Free Skate Cross Strokes SS-82
Alternating Right Forward Changes of Edge and Left Forward Three-Turns SS-83
Alternating Left Forward Changes of Edge and Right Forward Three-Turns SS-84
Alternating Backward Crossovers to Backward Outside Edges SS-85
Backward Circle Eight SS-86

Pre-Preliminary 1

Forward Perimeter Stroking

The skater will perform four to eight straight strokes depending on the length of the ice and the strength of the skater, with crossovers around the ends, using the full ice surface and for one full lap of the rink (in both directions). Introductory steps are optional.

Focus: Power and extension

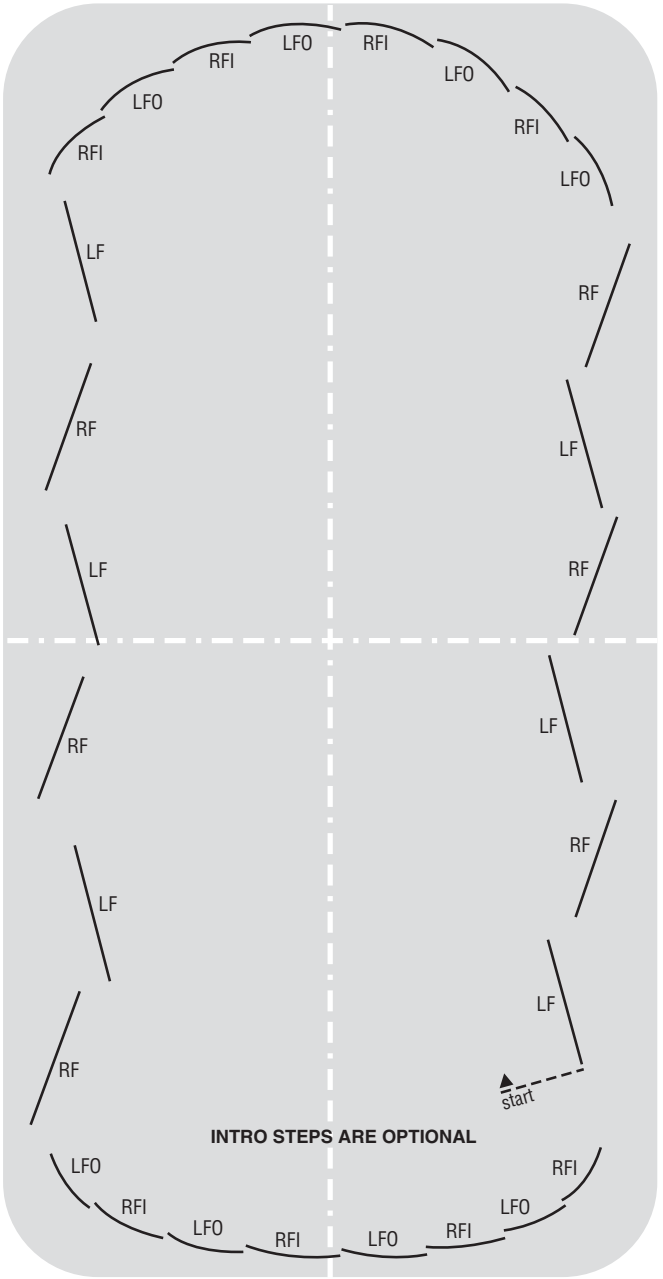

Pre-Preliminary 2

Basic Consecutive Edges

- Forward outside edges
- Forward inside edges
- Backward outside edges
- Backward inside edges

Starting from a standing position the skater will perform four to six half circles, alternating feet, using an axis line such as a hockey line. The skater may start each set on either foot, but they must be skated in the order listed.

Focus: Edge quality

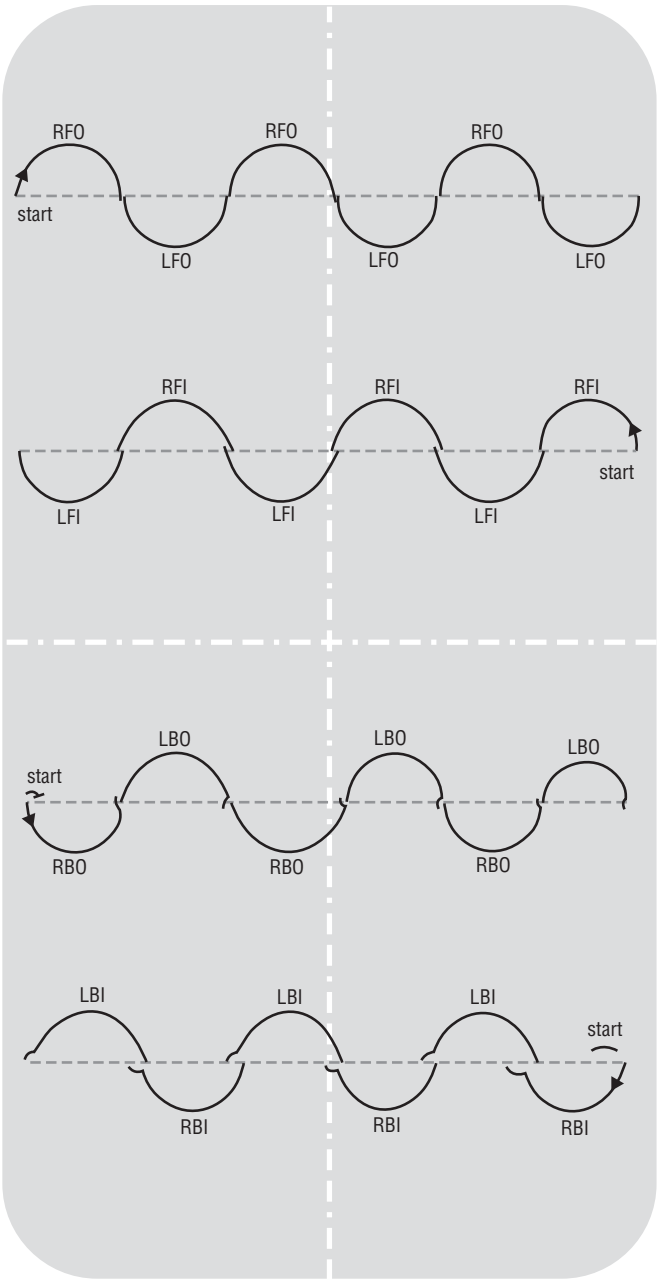

Pre-Preliminary 3

Forward Right and Left Foot Spirals

The skater will perform right foot and left foot spirals down the length of the rink maintaining a spiral position on each foot for approximately four seconds with extended leg held at the hip level or higher. The skater may be on flats and may start on either foot. Introductory steps are optional.

Focus: Extension

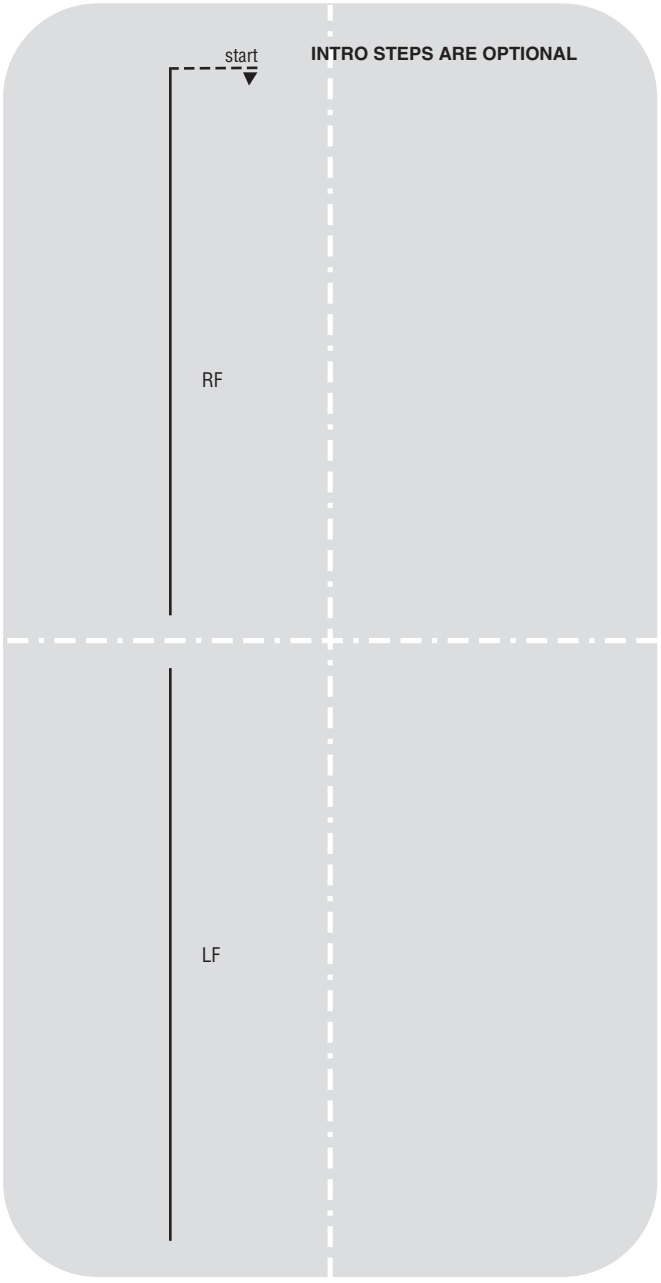

Pre-Preliminary 4

Waltz Eight

The skater will perform the waltz eight, using large circumference circles, completing two patterns on each foot, performed with control. This move may start on either foot. Introductory steps are optional or may begin from a standing start. The skater may mark the center.

Focus: Edge quality

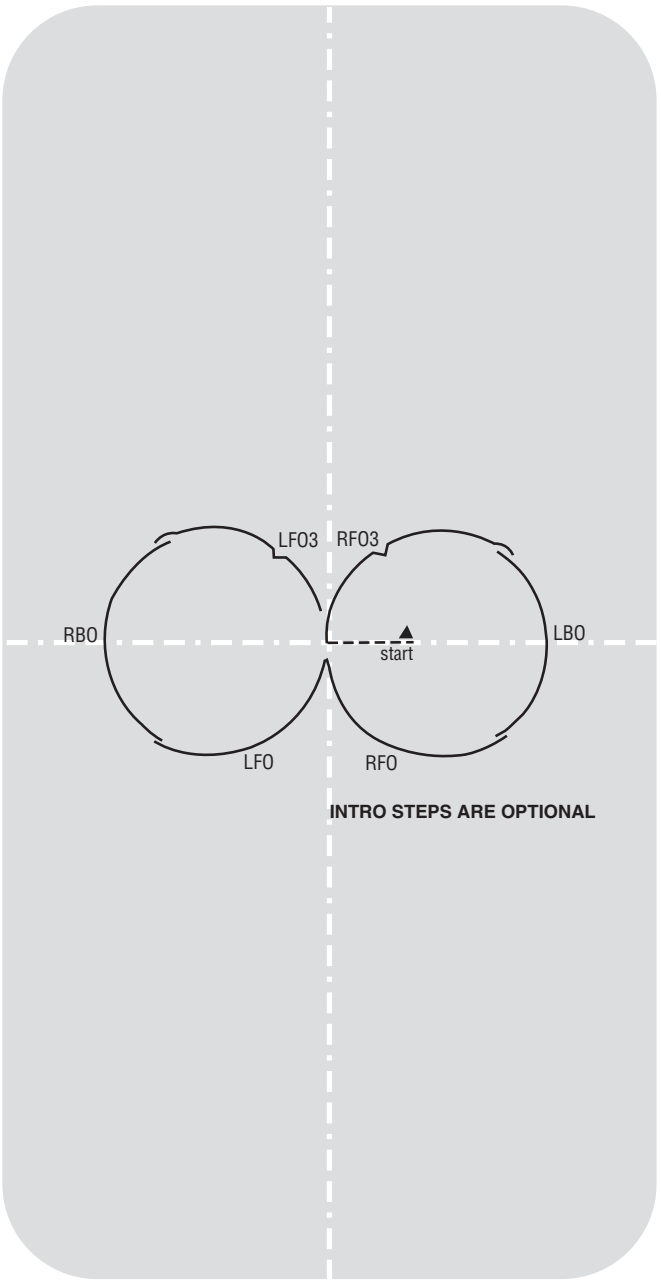

Standard Preliminary 1 and Skate United Preliminary 1

Forward and Backward Crossovers

The skater will perform forward crossovers in a figure eight pattern. It is expected that the skater will perform the transition between circles on one foot. Four to six crossovers per circle are recommended. Upon completing the forward figure eight, the skater will perform a swing roll and change of edge to an open C step in order to turn from forward to backward and continue the figure eight pattern with four to six backward crossovers per circle. This move may start in either direction. Introductory steps are optional.

Focus: Power

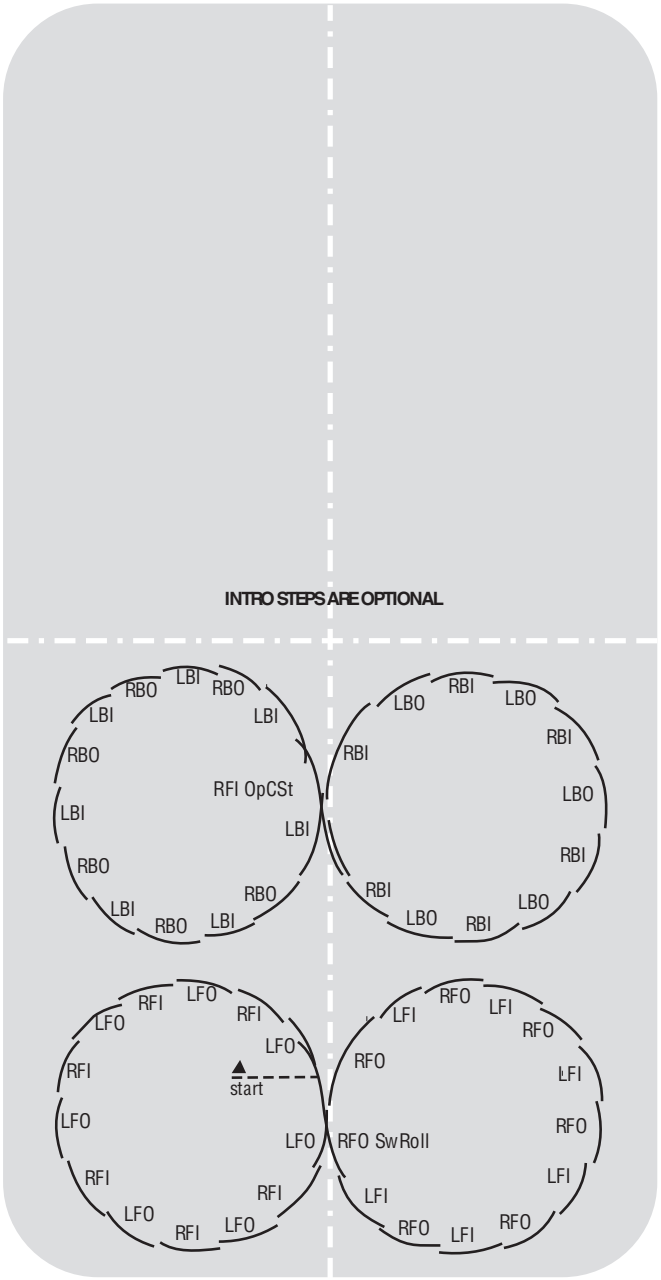

Consecutive Outside and Inside Spirals

The skater will perform right foot and left foot spirals. The outside edge spirals will be skated for the first length of the rink. Forward crossovers may be utilized (optional) around the end of the rink. Forward inside edge spirals will be skated for the second length of the rink. The exact number of spirals will depend on the size of the rink and the strength of the skater, however a minimum of four spirals down each length of the rink must be skated. The extended leg in the spiral should be held at hip level or higher. Introductory steps are optional.

Focus: Extension and edge quality

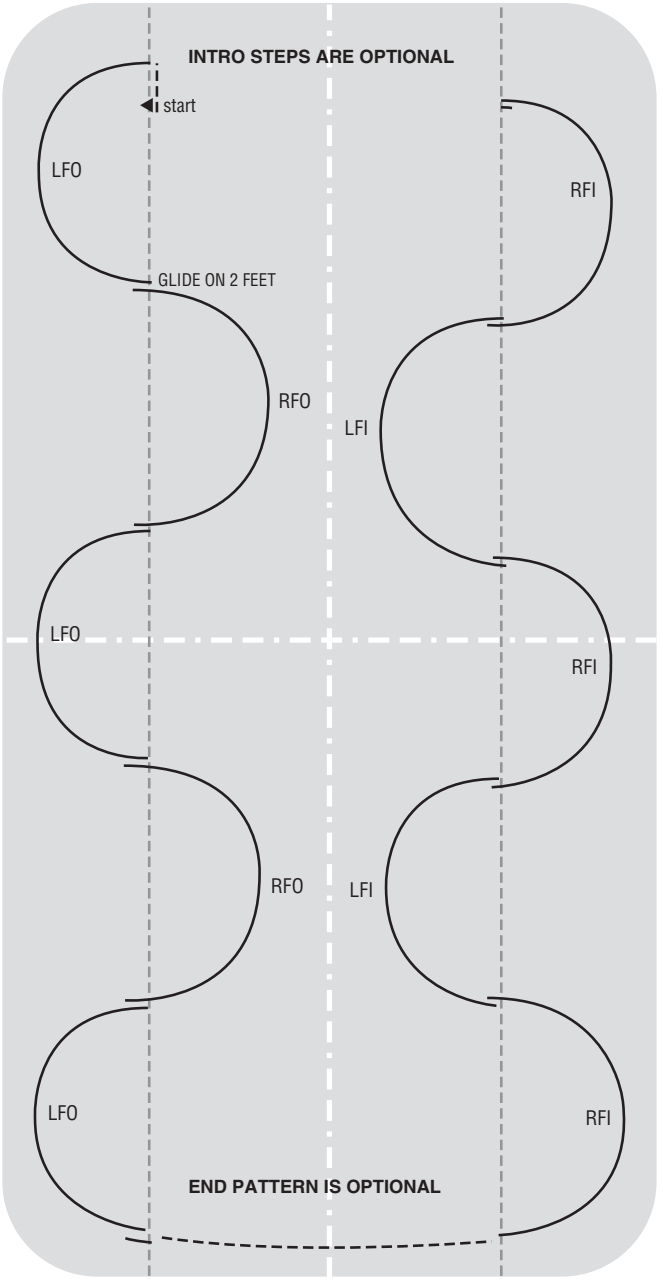

Forward Power Three-Turns

The skater will perform forward outside three-turns to a balance position followed by a backward crossover. Three to six sets of three-turns will be skated depending on the length of the ice surface. Skaters may begin this move with either right or left foot three-turns. On the second length of the rink, the three-turns will be skated on the opposite foot. Introductory steps and backward crossovers around the end of the rink are optional.

Focus: Power

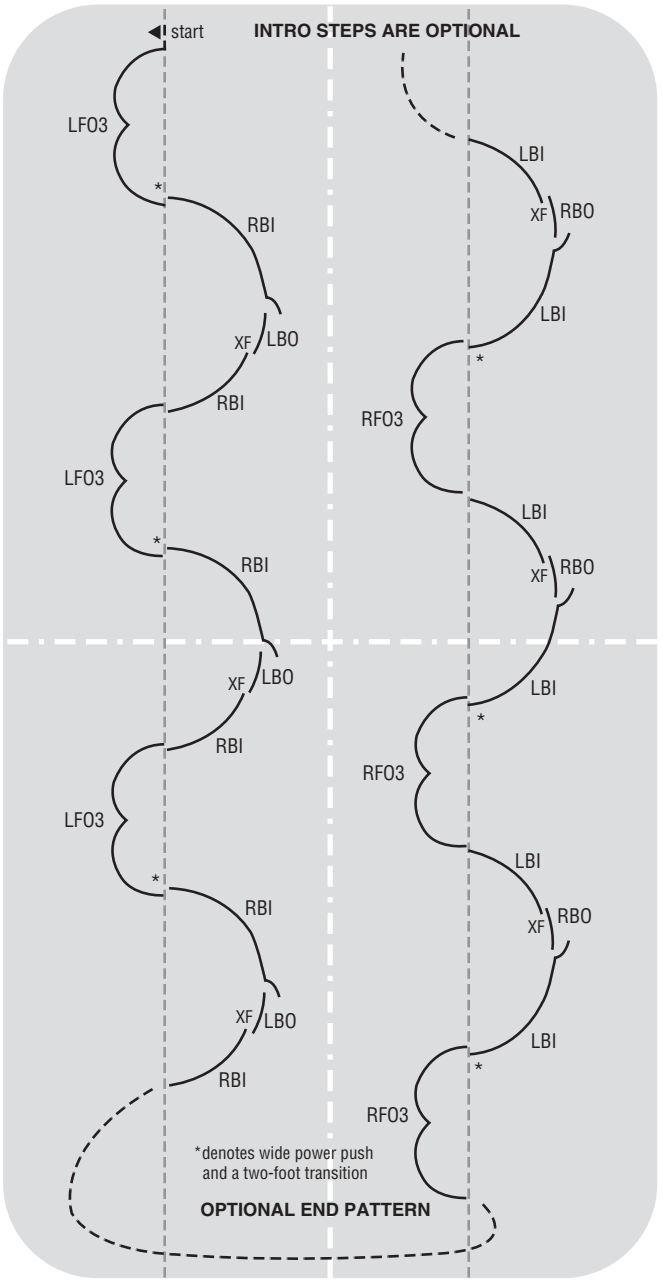

Alternating Forward Three-Turns

Starting from a standing position the skater will perform alternating forward outside three-turns for the width of the rink. The skater will then perform forward inside alternating three-turns for the second width of the rink. The size of the rink and strength of the skater will determine the number of three-turns skated. This move may start on either foot.

Focus: Edge quality

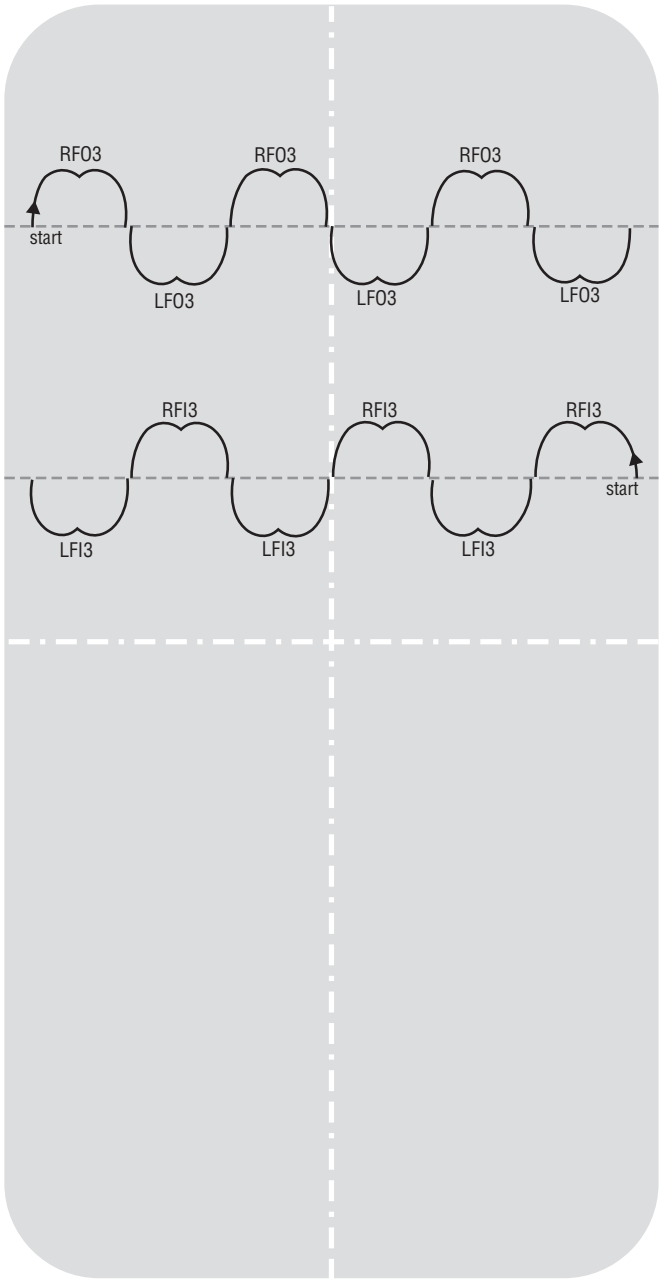

Forward Circle Eight

The skater will push from a standing start onto a forward outside edge and complete one forward outside figure eight. Upon returning to center at the completion of the second circle, the skater will perform a forward inside figure eight by pushing onto a forward inside edge, thereby repeating the previously skated circle. The circles should be equal in size with each circle approximately three times the skater's height. The skater may mark the center. This move may start on either foot.

Focus: Edge quality and continuous flow

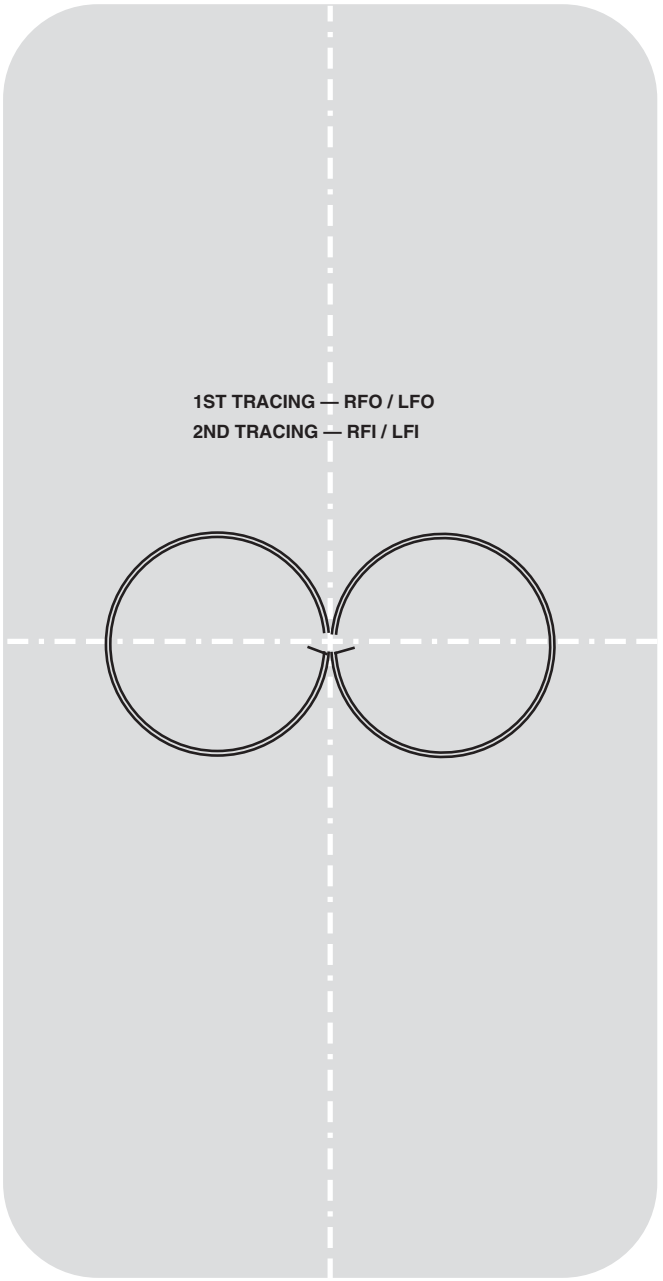

Alternating Backward Crossovers to Backward Outside Edges

The skater will perform alternating backward crossovers to backward outside edges in consecutive half circles for one length of the rink. Four or five lobes should be skated. Introductory steps are optional.

Focus: Power and extension

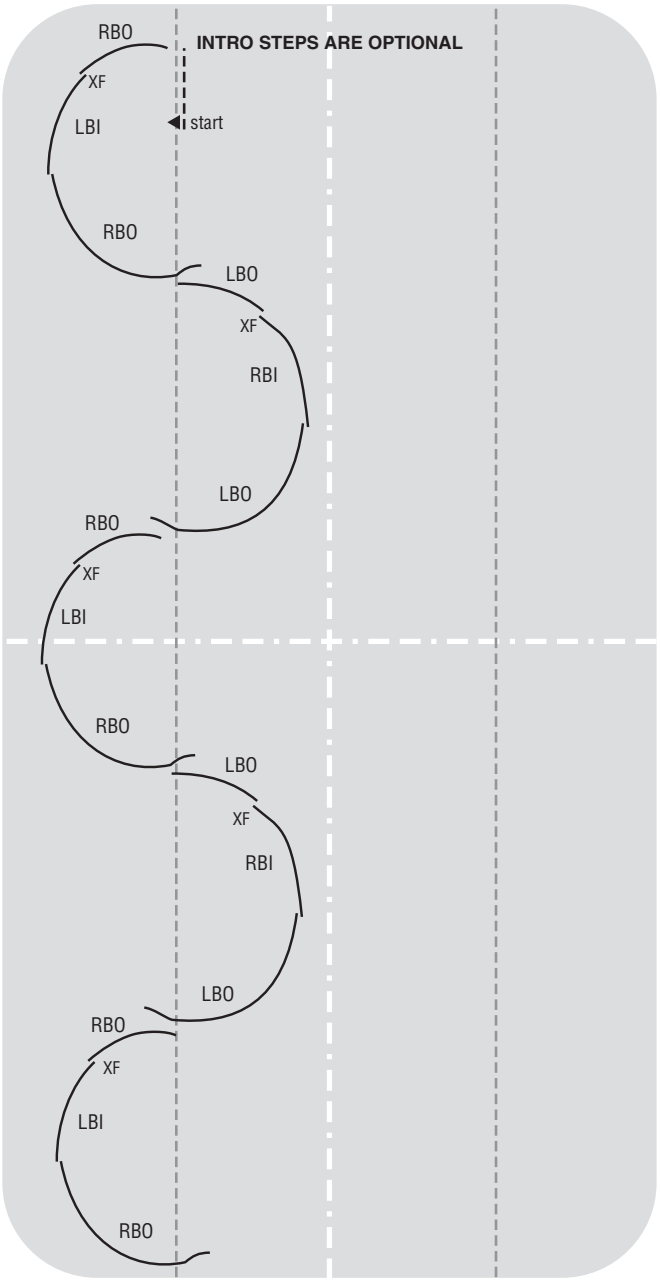

Forward and Backward Perimeter Power Stroking

The skater will perform four alternating forward crossovers separated by strong forward inside edge transitions. The end pattern consists of two forward crossovers followed by a LFO open stroke; then a RFI open C step followed by one or two backward crossovers. All end pattern steps should be performed with an even cadence except the LFO open stroke, which should be held for two counts. The second side of the pattern resumes with four backward crossovers separated by two-foot transitions, also known as a power push. Skaters should take care to perform the transitions on two solid inside edges. The second end pattern consists of three to five backward crossovers. Introductory steps are optional.

Forward focus: Power and extension

Backward focus: Power and edge quality

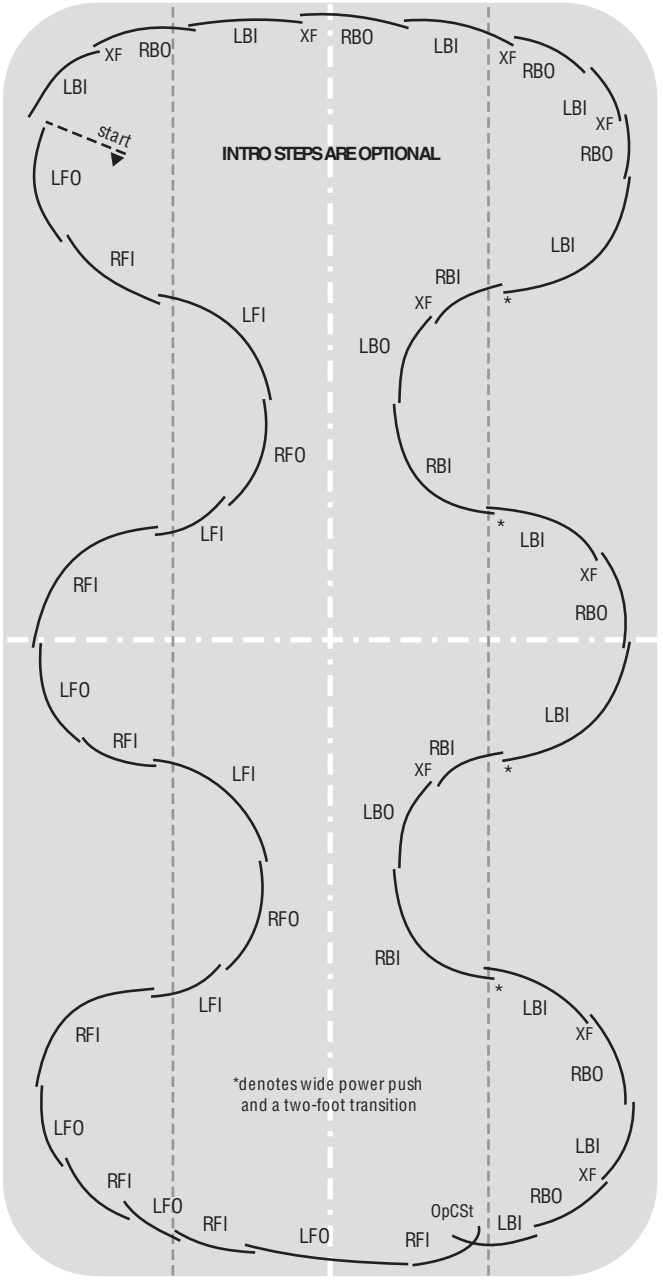

FO-BI Three-Turns in the Field

The skater will perform forward three-turns alternating to backward three-turns covering the length of the rink. One length of the rink will start with RFO-LBI three-turns. The number of sets of three-turns will depend on the length of the rink and the strength of the skater. On the second length of the rink, the skater will perform LFO-RBI three-turns. The end sequence and the introductory steps are optional. This move may start on either foot.

Focus: Edge quality

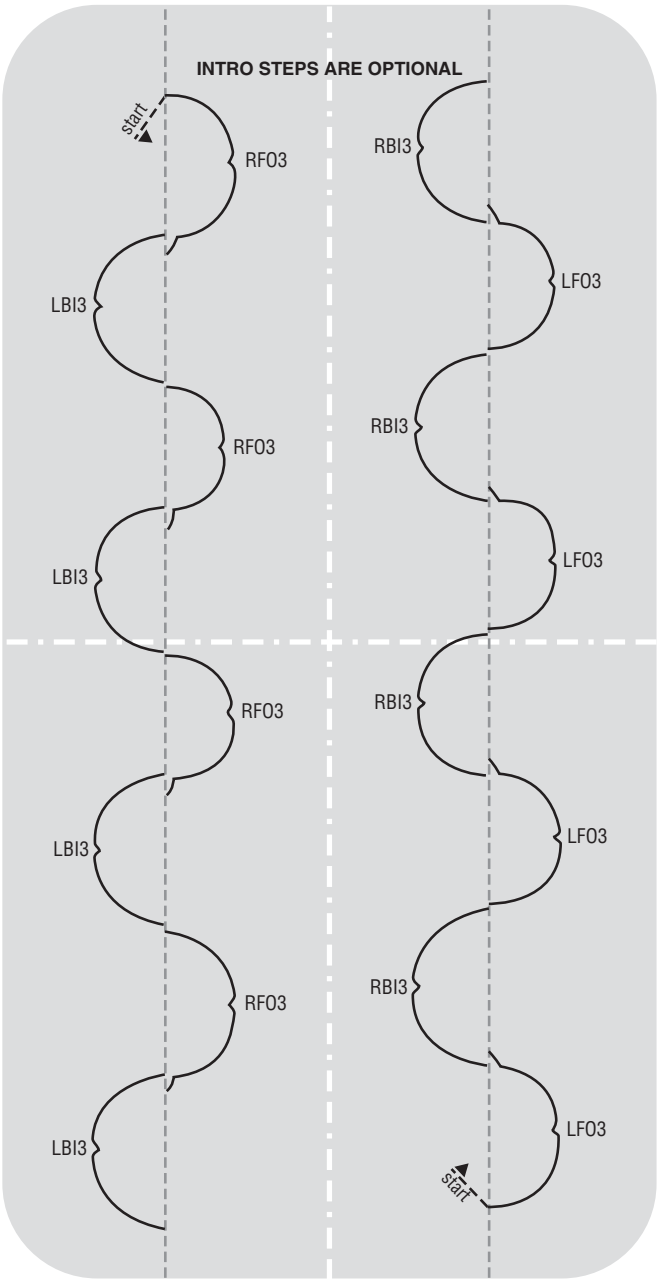

FI-BO Three-Turns in the Field

On one length of the rink, the skater will perform RFI-LBO three-turns. On the other length of the rink, the skater will perform LFI-RBO three-turns. The number of sets of three-turns will depend on the length of the rink and the strength of the skater. The end sequence and the introductory steps are optional. This move may start on either foot.

Focus: Edge quality

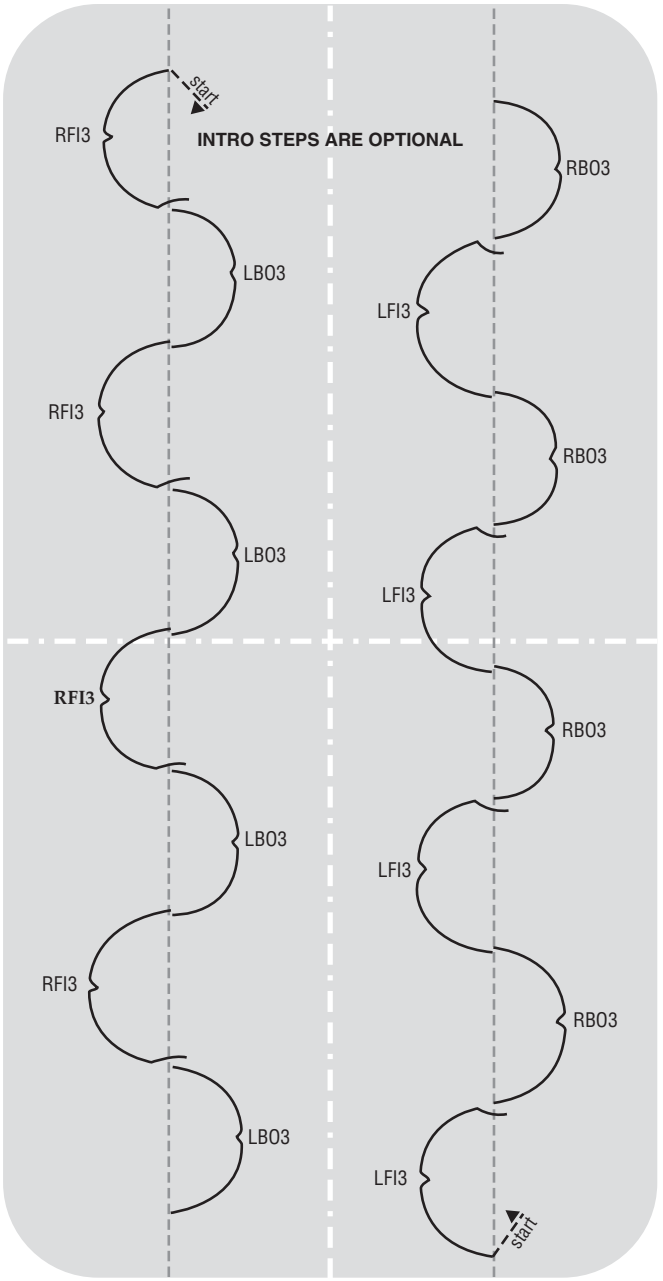

Standard Pre-Bronze 4 and Skate United Pre-Bronze 4

Forward and Backward Power Change of Edge Pulls

The skater will perform consecutive power change of edge pulls — FIO to FOI — for the full length of the rink followed by backward change of edge pulls — BOI to BIO — for the second full length of the rink. The skater will change feet at the center of the rink. The end sequence and the introductory steps are optional. This move may start on either foot.

Focus: Power

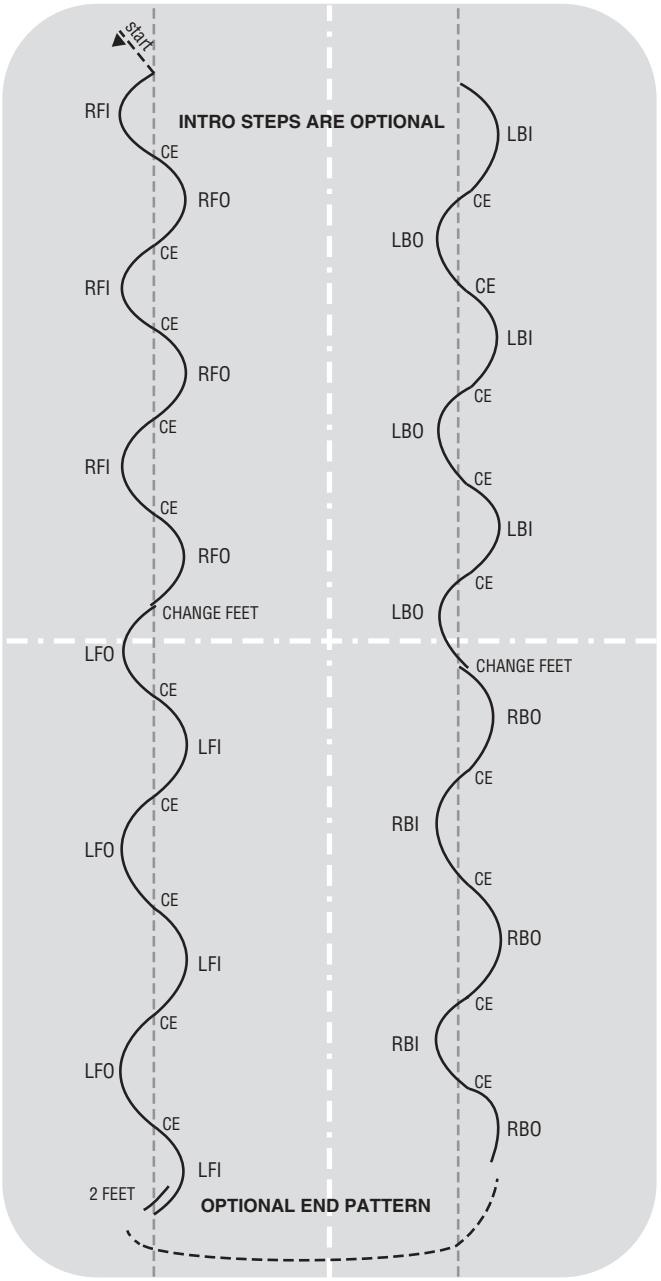

Backward Circle Eight

The skater will push from a standing start onto a backward outside edge and complete one backward outside figure eight. Upon returning to center at the completion of the second circle, the skater will perform a backward inside figure eight by pushing onto a backward inside edge, thereby repeating the previously skated circle. The circles should be equal in size with each circle approximately three times the skater's height. The skater may mark the center. This move may start on either foot.

Focus: Edge quality and continuous flow

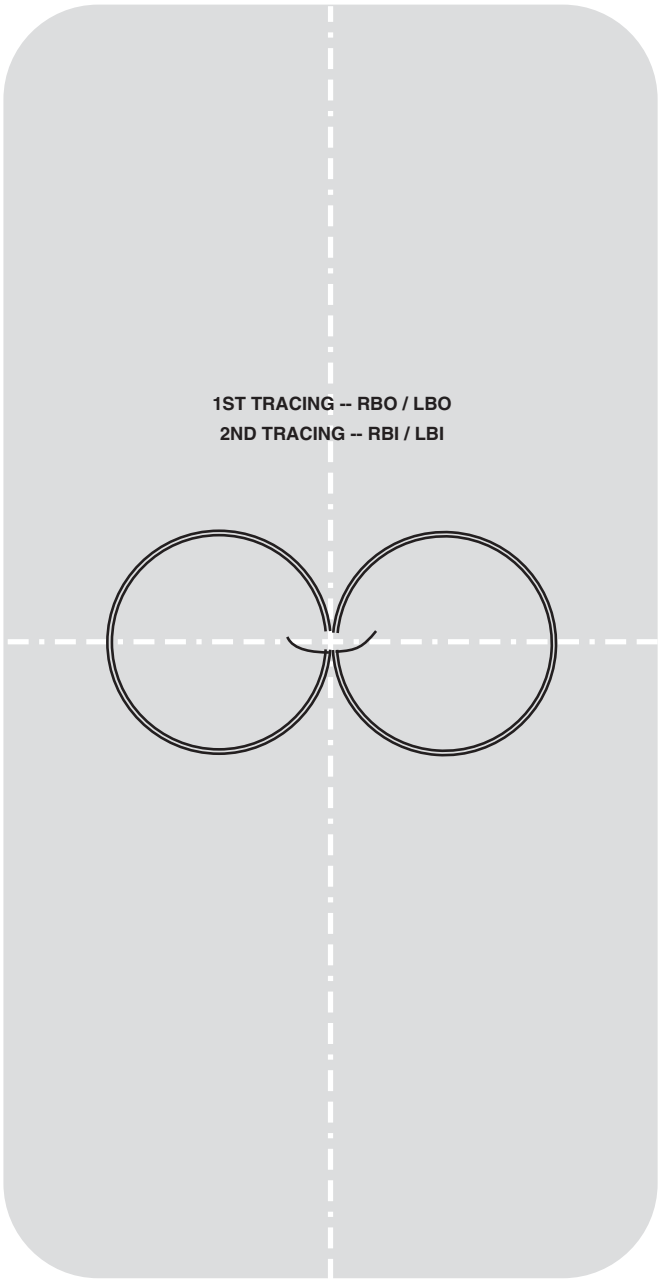

Five-Step C Step Sequence

The skater will perform alternating forward inside C steps, skated in consecutive half circles. Each series consists of a five-step sequence. The skater will skate one length of the ice with four or five lobes. Introductory steps are optional.

Focus: Edge quality and extension

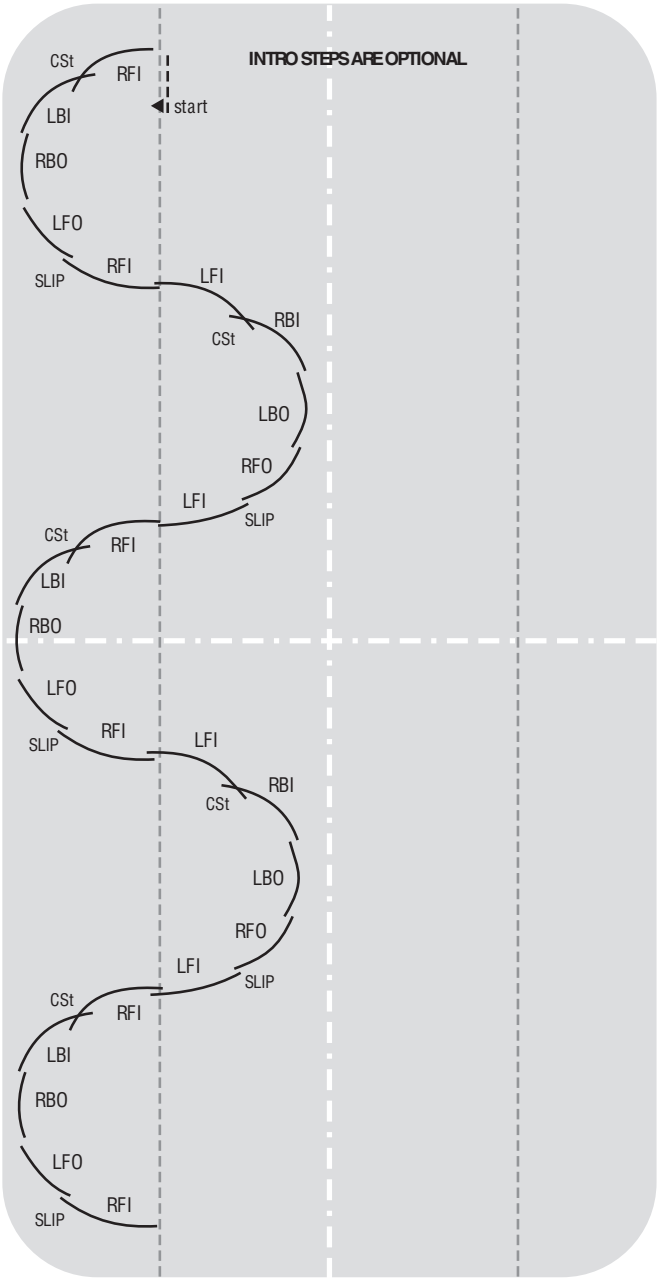

Standard Bronze 1 and Skate United Bronze 1

Stroking: Forward Power Circle

Starting from a standing position, the skater will perform forward crossovers progressively increasing in foot speed and acceleration throughout the entire move, from a slow, but gradually accelerating pace to fully accelerated crossovers. As the skater accelerates, the circle circumference increases. Power circles are performed in both counterclockwise and clockwise directions. It is recommended that no more than 15 crossovers be utilized in completing each portion of this move. This move may start in either direction.

Focus: Power

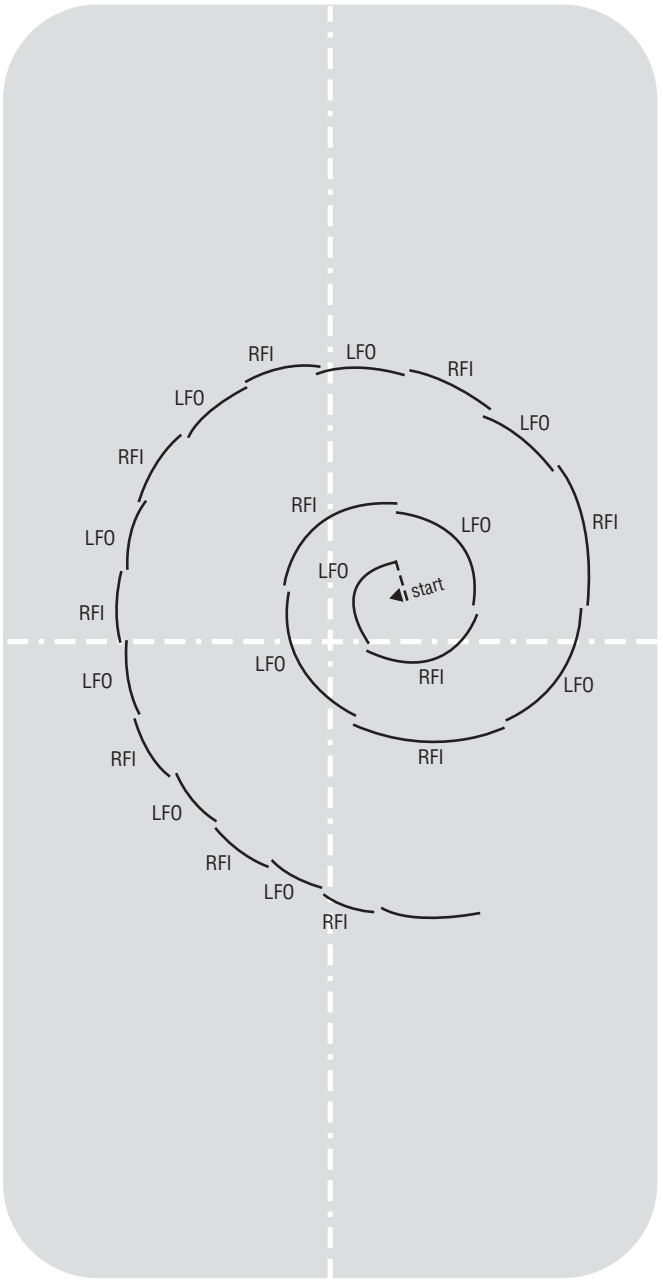

Stroking: Backward Power Circle

Starting from a standing position, the skater will perform backward crossovers progressively increasing in foot speed and acceleration throughout the entire move, from a slow, but gradually accelerating pace, to fully accelerated crossovers. As the skater accelerates, the circle circumference increases. Power circles are performed in both counterclockwise and clockwise directions. It is recommended that no more than 15 crossovers be utilized in completing each portion of this move. This move may start in either direction.

Focus: Power

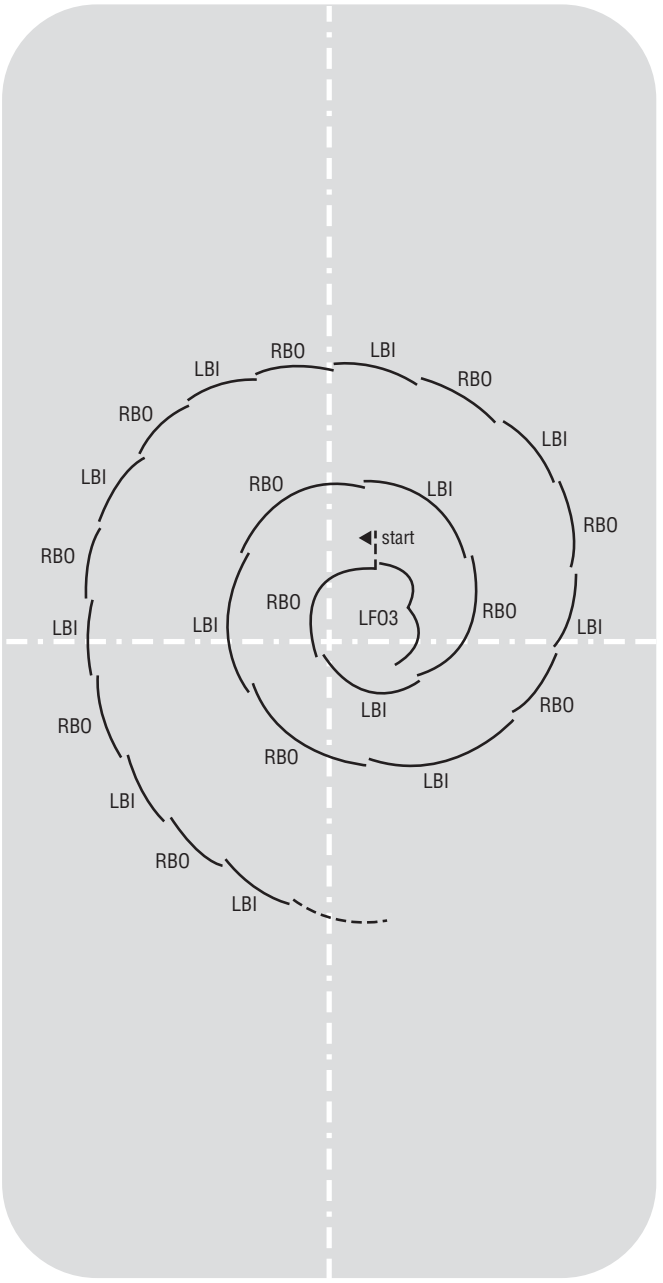

Standard Bronze 3 and Skate United Bronze 3

Eight-Step C Step Sequence

The skater will perform two eight-step C step sequences counterclockwise. The step order is: Forward crossover into a LFO C step, followed by LBI, RBO, LBI cross forward and RFI. The skater should maintain a march cadence (one beat per step). Between the circles is a two-beat left foot transition. The sequence is then repeated twice in the opposite direction. Introductory steps are optional. This move may start on either foot.

Focus: Quickness and power

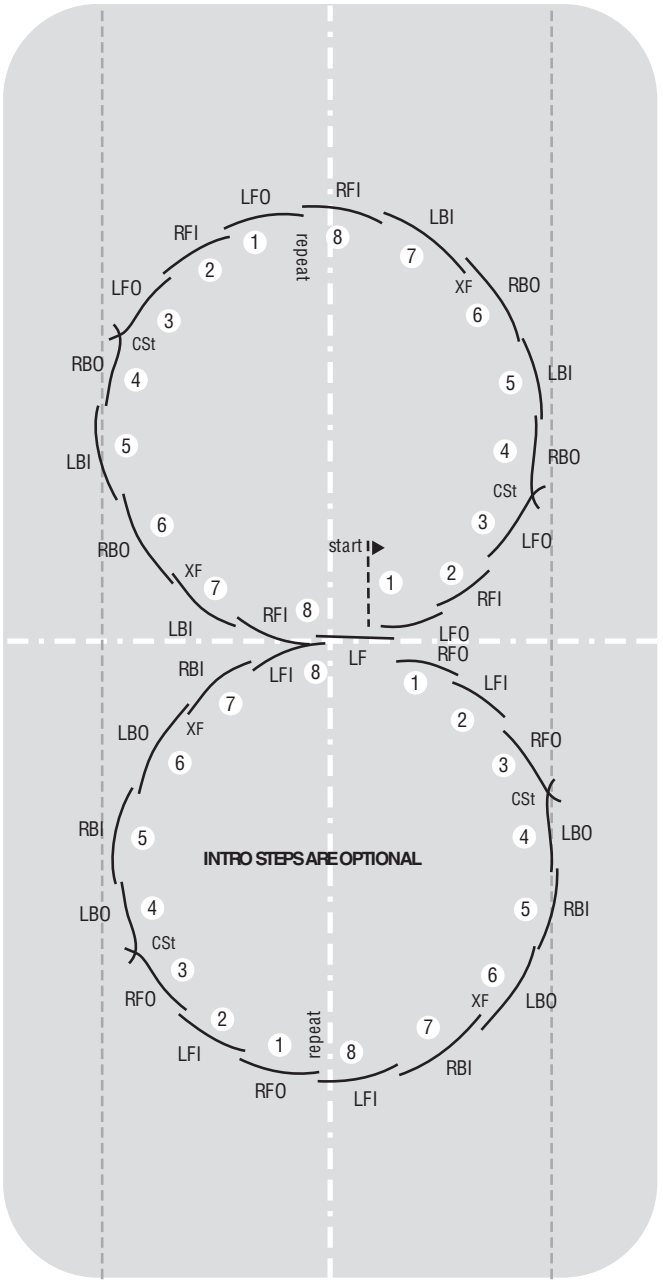

Standard Bronze 4 and Skate United Bronze 4

Forward and Backward Free Skate Cross Strokes

The skater will perform free skate cross strokes the length of the ice surface. Forward cross strokes will be skated for one length of the rink and backward cross strokes skated for the second length of the rink. Introductory steps and end patterns are optional. This move may start on either foot.

Focus: Power

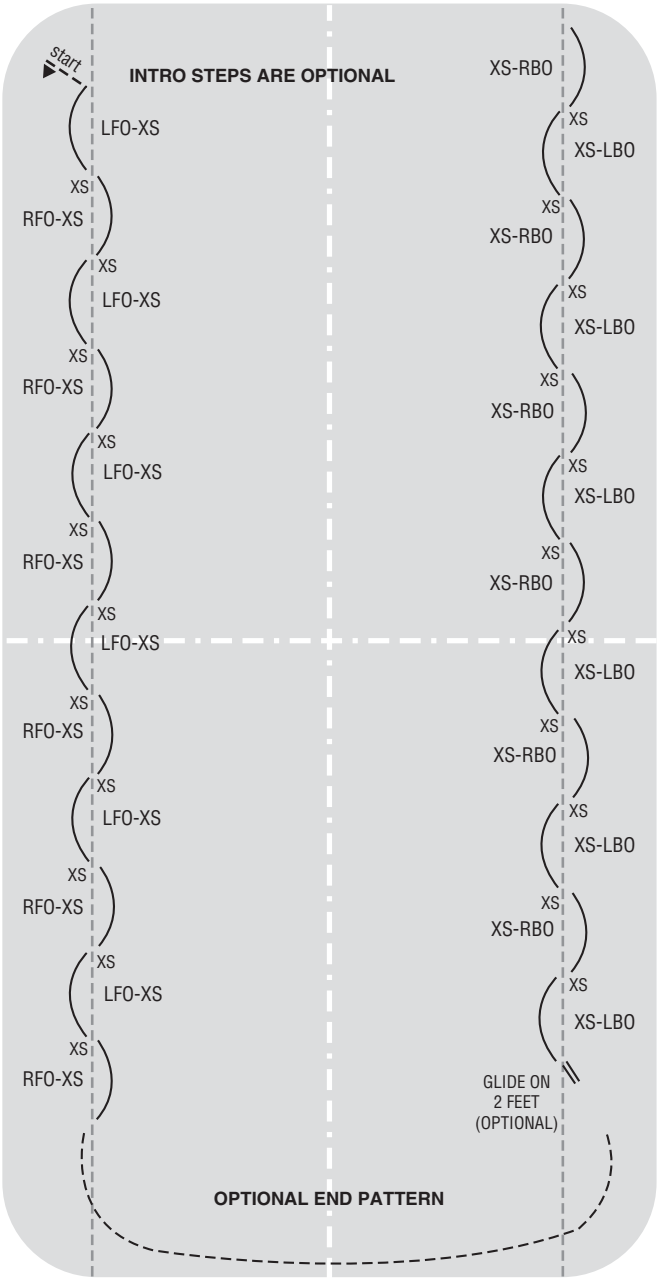

Backward Power Three-Turns

The skater will perform three to five backward power three-turns per circle in a figure eight pattern. One complete figure eight is required. A one or two-foot glide may be utilized when changing circles. Introductory steps are optional. This move may start in either direction.

Focus: Power

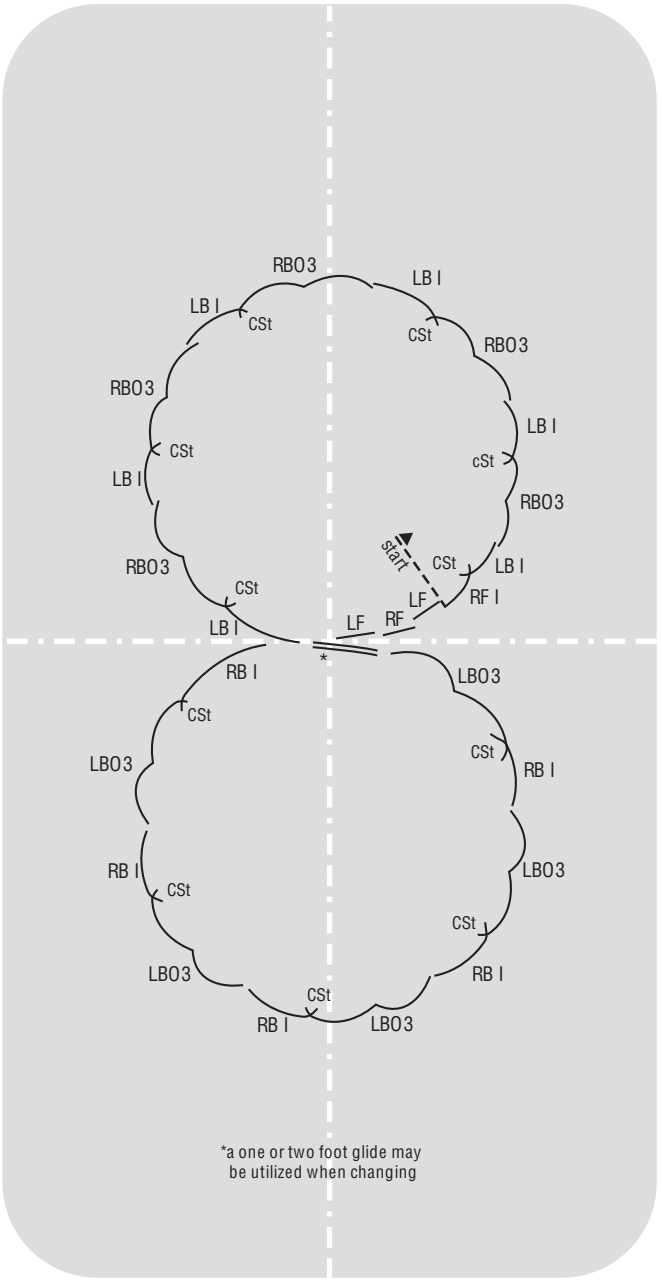

Standard Bronze 6 and Skate United Bronze 6

Forward Double Three-Turns

The skater will perform consecutive forward double three-turns on half circles, with alternating of feet. Four to six half circles will be skated depending on the length of the rink and strength of the skater. The sequence begins with forward outside double three-turns covering the first length of the rink. The forward inside double three-turns will cover the second length of the rink. Introductory steps and end patterns are optional.

Focus: Edge quality

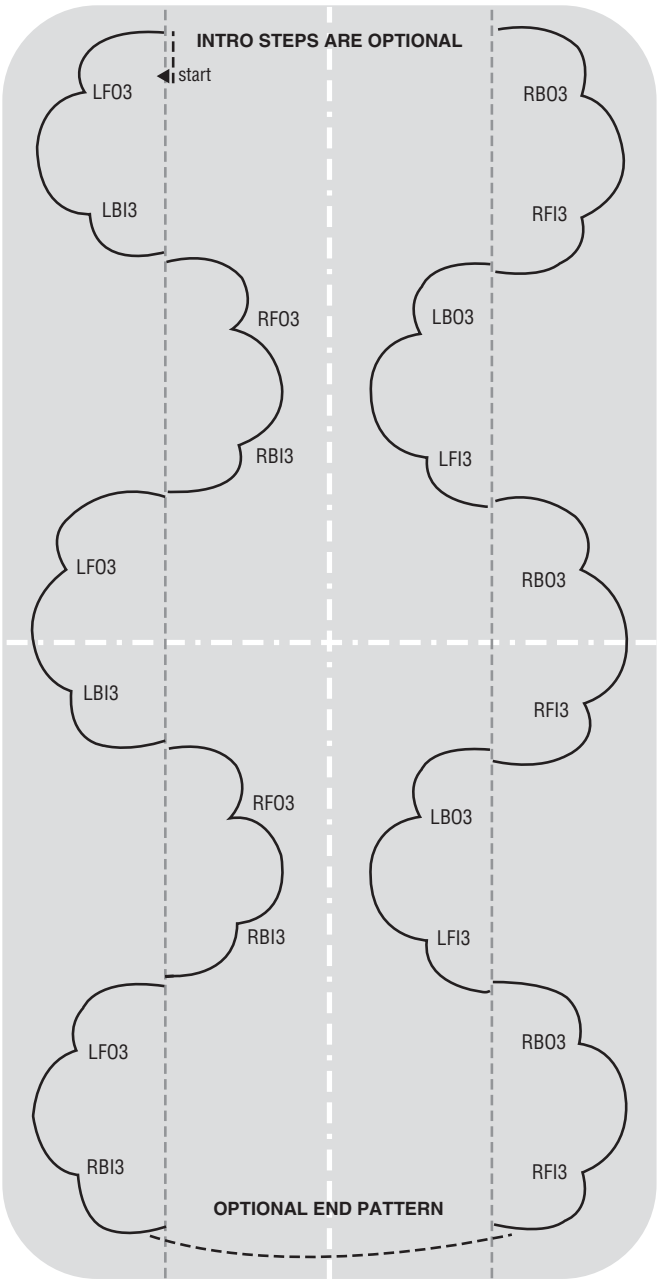

Backward Double Three-Turns

The skater will perform consecutive backward double three-turns on half circles with alternating feet. Four to six half circles will be skated depending on the length of the rink and strength of the skater. The sequence begins with backward outside double three-turns covering the first length of the rink. The backward inside double three-turns will cover the second length of the rink. Introductory steps and end patterns are optional.

Focus: Edge quality and extension

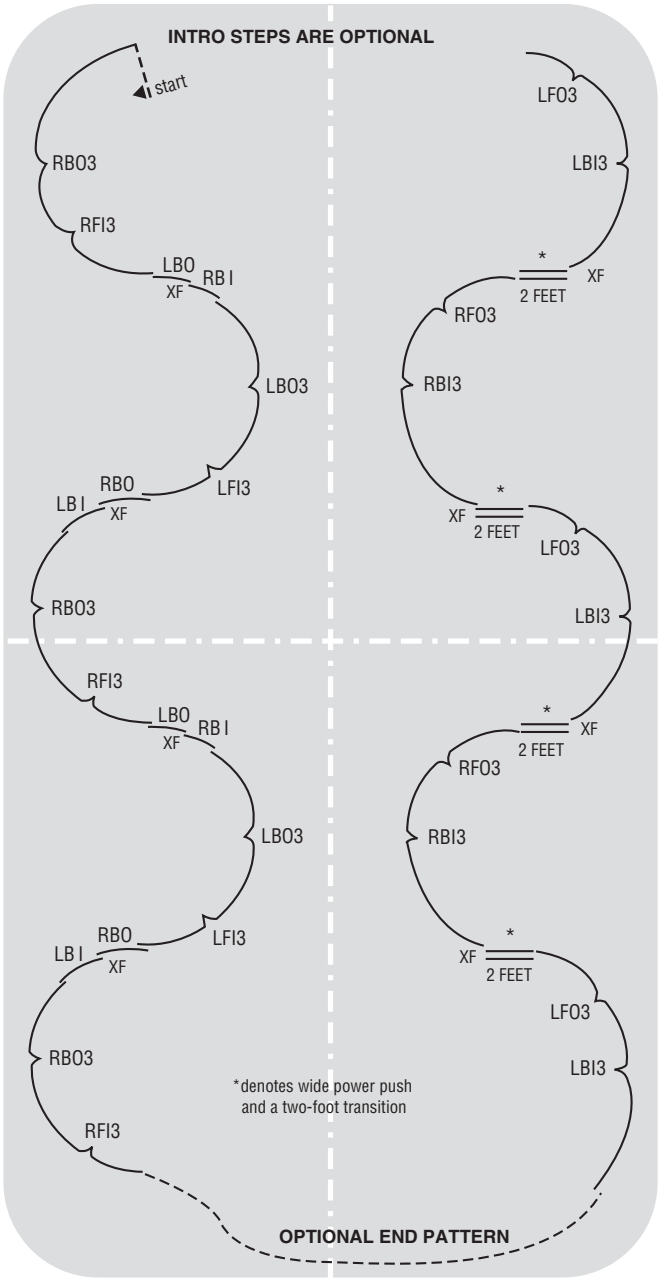

Standard Pre-Silver 2, Skate United Pre-Silver 2, and Adult Intermediate 2

Spiral Sequence

The skater will begin with a LFO spiral that should be held until the long axis of the rink. The skater then brings the free leg down into a RFI open C step and steps wide with a two-foot power push transition to a backward right over left crossover. The skater will then push into a LBO spiral to be held until the long axis of the rink. Skater must step immediately into a RFI spiral. The free leg will drop into a RFI C step and lift again into a LBI spiral, also to be held until the long axis. Optional steps to repeat pattern in opposite direction starting with RFO spiral. Note: All spirals should be sustained with an extended free leg to demonstrate the skater's form and flexibility. Introductory steps are optional. This move may start on either foot.

Focus: Extension and edge quality

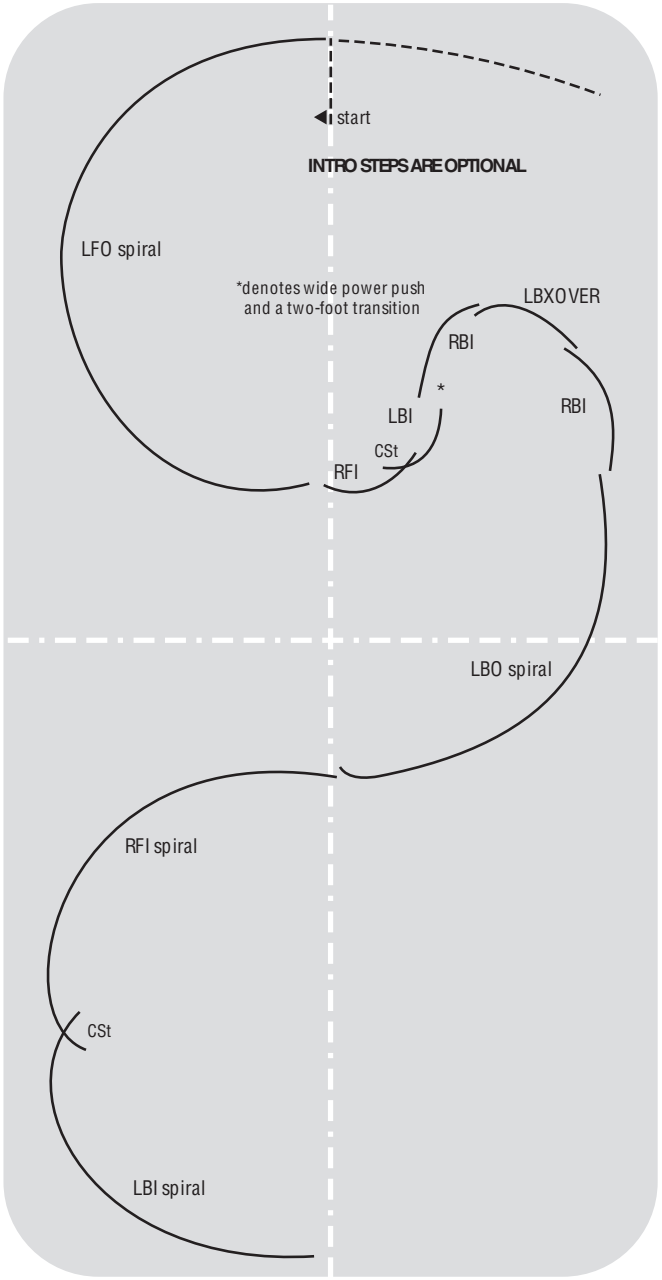

Brackets in the Field Sequence

The skater will perform two sets of turns on half circles (RFO-LBI) down approximately half the length of the rink. Continuing down the remaining length of the rink the skater then will perform two sets of turns (LFO-RBI) with an optional step to transition to the LFO edge. Once completed, the entire sequence is repeated, performing two sets of turns (LFI-RBO) down approximately half the length of the rink. The skater then performs two sets of turns (RFI-LBO) down the remaining length of the rink with an optional step to transition to the RFI edge. Introductory steps are optional. This move may start in either foot; the FO/BI brackets will precede the FI/BO brackets.

Focus: Edge quality

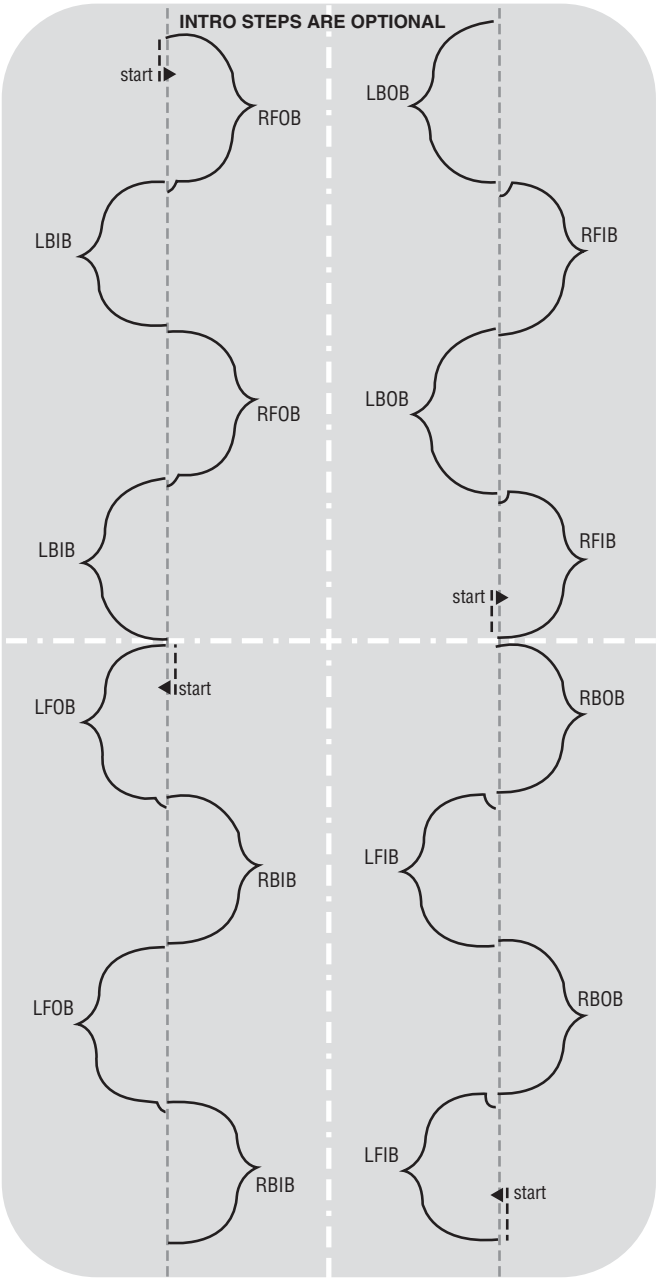

Forward Twizzles

Forward outside twizzles: The skater will begin from a standing start with a LFO roll, forward cross stroke to a RFO twizzle which ends on RBI after 1½ revolutions. The skater will then step LFO to complete the set. Three twizzle sets are to be repeated across the width or down the length of the rink, and they should be repeated on the opposite foot in the same manner.
Forward inside twizzles: For the second part of the move, the skater will begin from a standing start with a LFI roll to a RFI twizzle which ends on RBO after 1½ revolutions. The skater will then step LFI to complete the set. Three twizzle sets are to be repeated across the width or down the length of the rink, and they should be repeated on the opposite foot in the same manner. This move may start in either direction.

Focus: Turn execution and continuous flow

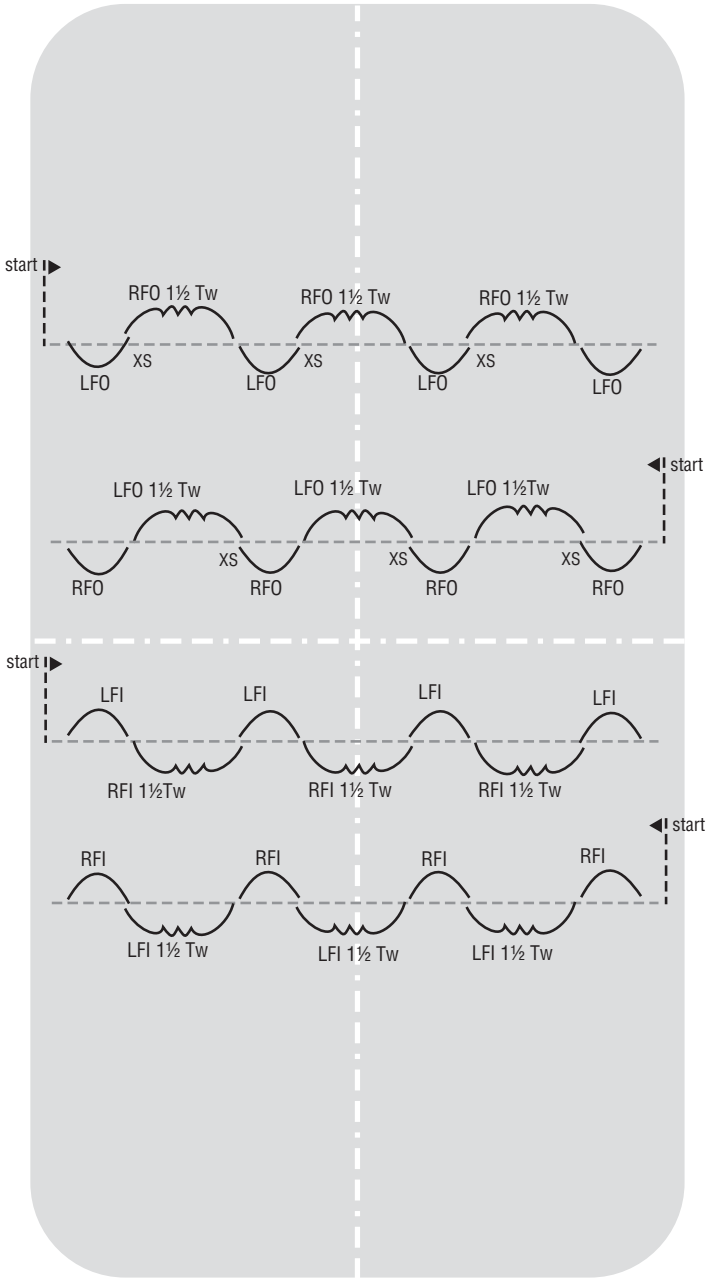

Standard Pre-Silver 5, Skate United Pre-Silver 5, and Adult Intermediate 5

Inside Slide Chassé Pattern

The skater will perform four alternating patterns of inside slide chassés preceded by backward power three-turns. The pattern should cover the entire length of the rink. Introductory steps are optional.

Focus: Edge quality and extension

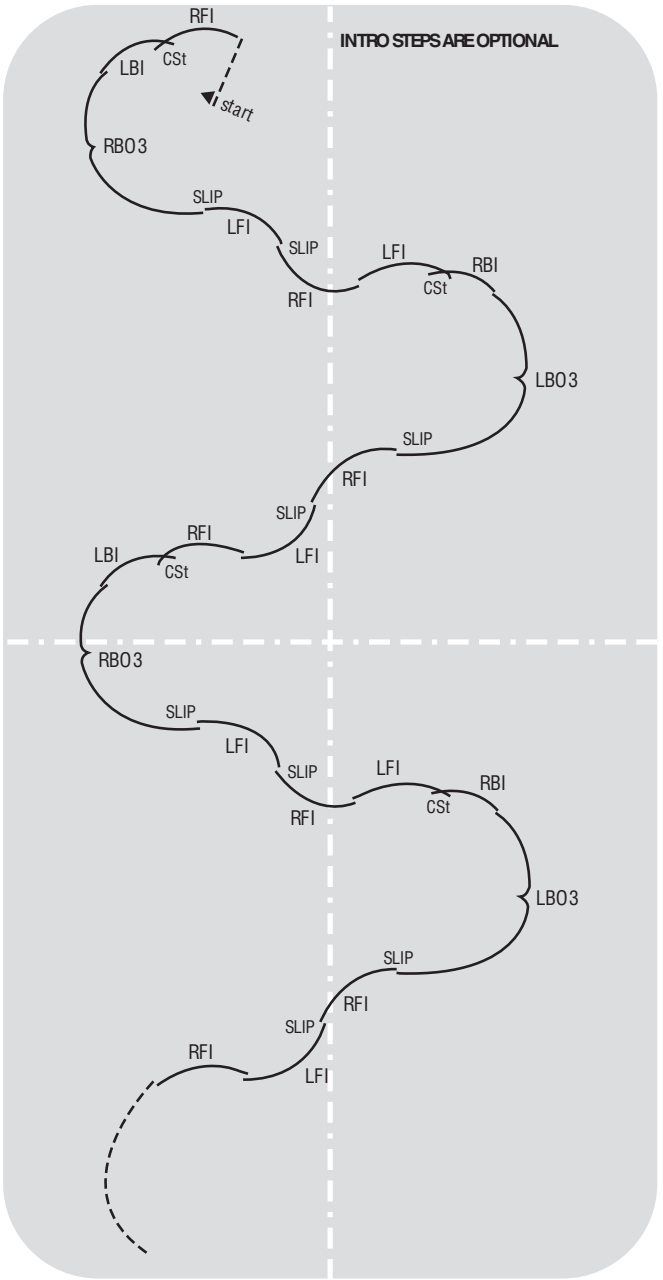

Inside Three-Turns/Rocker S Steps

The move should be skated across four semi-circles down the long axis of the rink. The first two lobes consist of forward inside and backward inside three-turns and the second half of the move will consist of rocker/S step sequences. Four to five 'sets' of each turn per lobe are recommended. The skater will begin with RFI3-LBI3 sets repeated four to five times (depending on rink size). After the last LBI3 the skater should step RFI and begin the second lobe with a LFI3-RBI3 set and repeat in the same manner. To transition to the rocker/S step sequences, the skater should perform LFI C step and change edge to RBO crossing in front. The third lobe begins with a LBI rocker/LFI closed S step set repeated four to five times (depending on rink size). After the last S step and cross front, the skater should step RFI and perform a RFI C step and change edge to LBO cross forward. The fourth lobe consists of RBI rocker/RFI closed S step sets repeated four to five times. Introductory steps are optional. This move may start in either direction.

Focus: Power and quickness

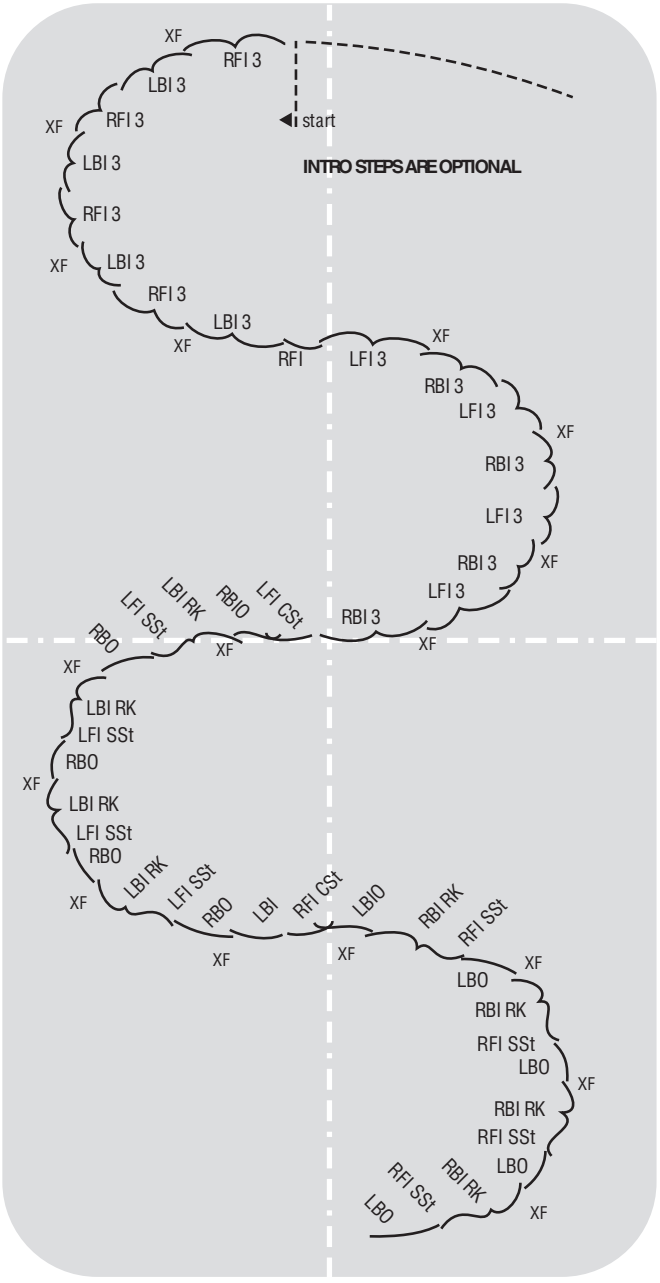

Forward and Backward Outside Counters

The skater will perform forward outside counters followed by two backward free skating cross strokes to a backward outside counter. Each backward counter is then followed by two forward free skating cross strokes to a forward outside counter. The skater has the option of starting the first length with either the right or left forward counter. The second length will be performed with forward and backward outside counters on the opposite foot. The introductory steps and complete loop are optional.

Focus: Edge quality and power

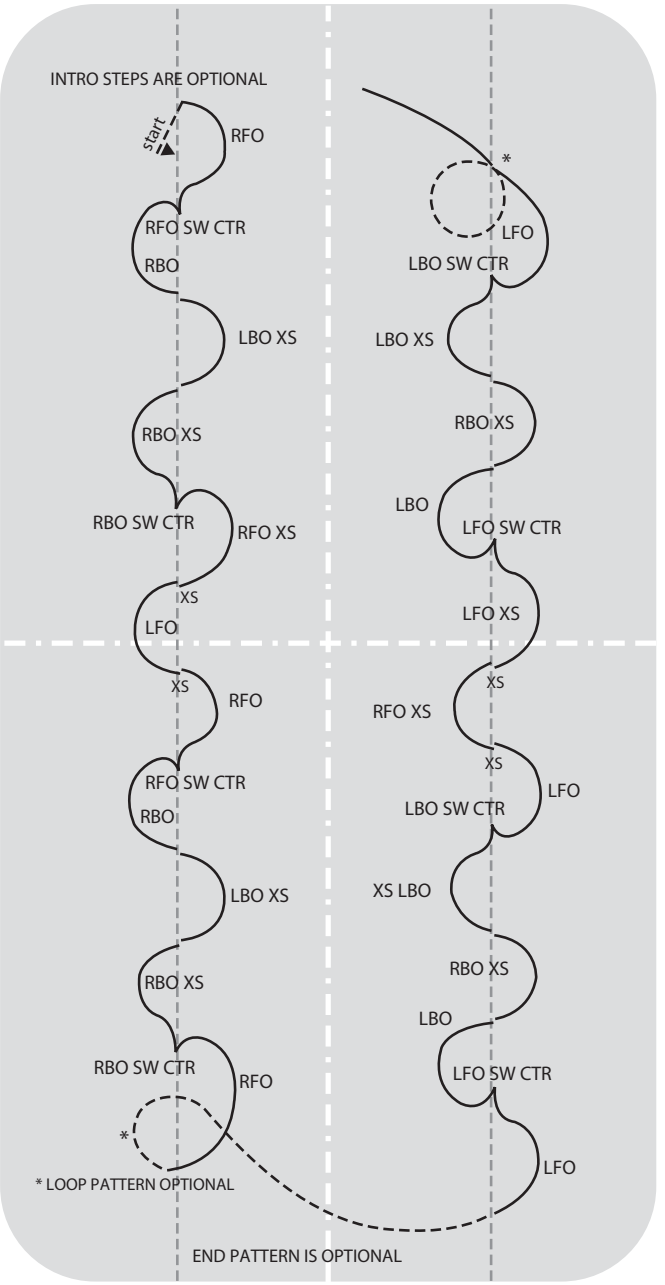

Forward and Backward Inside Counters

The skater will perform forward inside counters followed by two backward inside rolls to a backward inside counter. Each backward inside counter is then followed by two forward inside rolls to a forward inside counter. The skater has the option of starting the first length with either the right or left forward counter. The second length will be performed with forward and backward inside counters on the opposite foot. The introductory steps and the end patterns are optional.

Focus: Edge quality and power

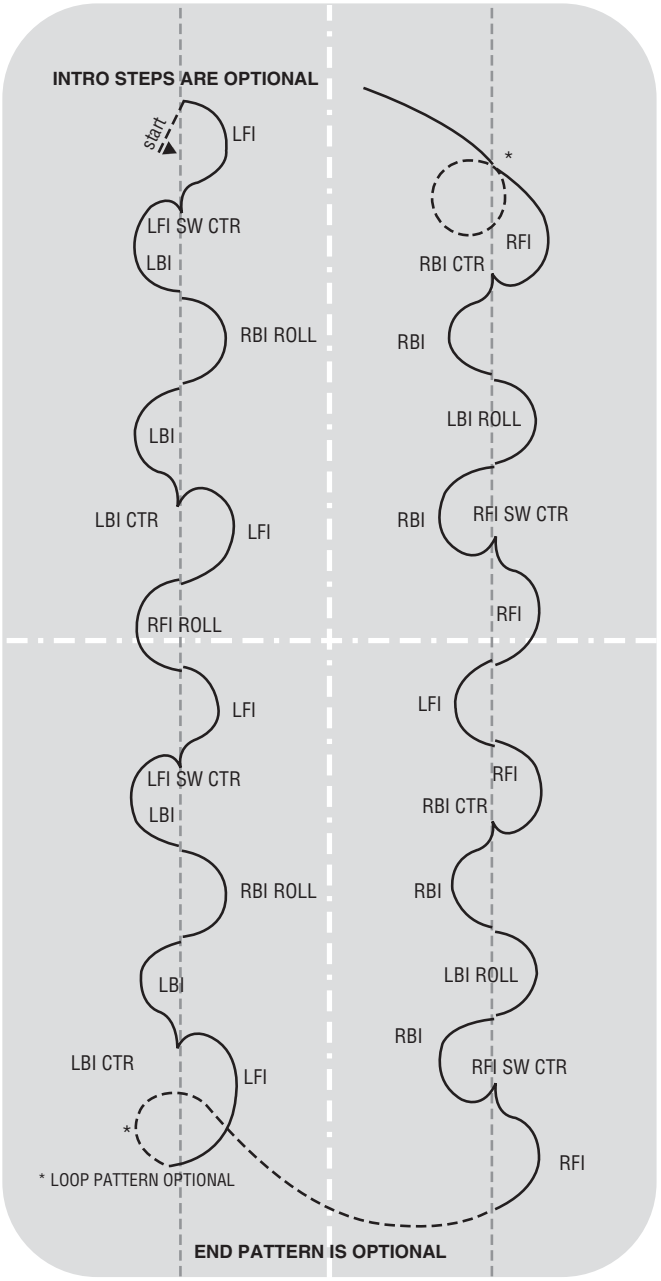

Forward Loops

The move may be skated across the width or down the length of the rink and begins from a standing start. The skater will begin with a LFO swing roll to prepare for the first RFO loop. The skater then pushes into a LFO loop when returning to the axis. This is repeated twice. After the last LFO loop the skater should perform a RFI chassé to prepare for a LFI loop. This loop is followed by a push into a RFI loop. These loops are also repeated twice to complete the move. This move may start on either foot.

Focus: Edge quality and continuous flow

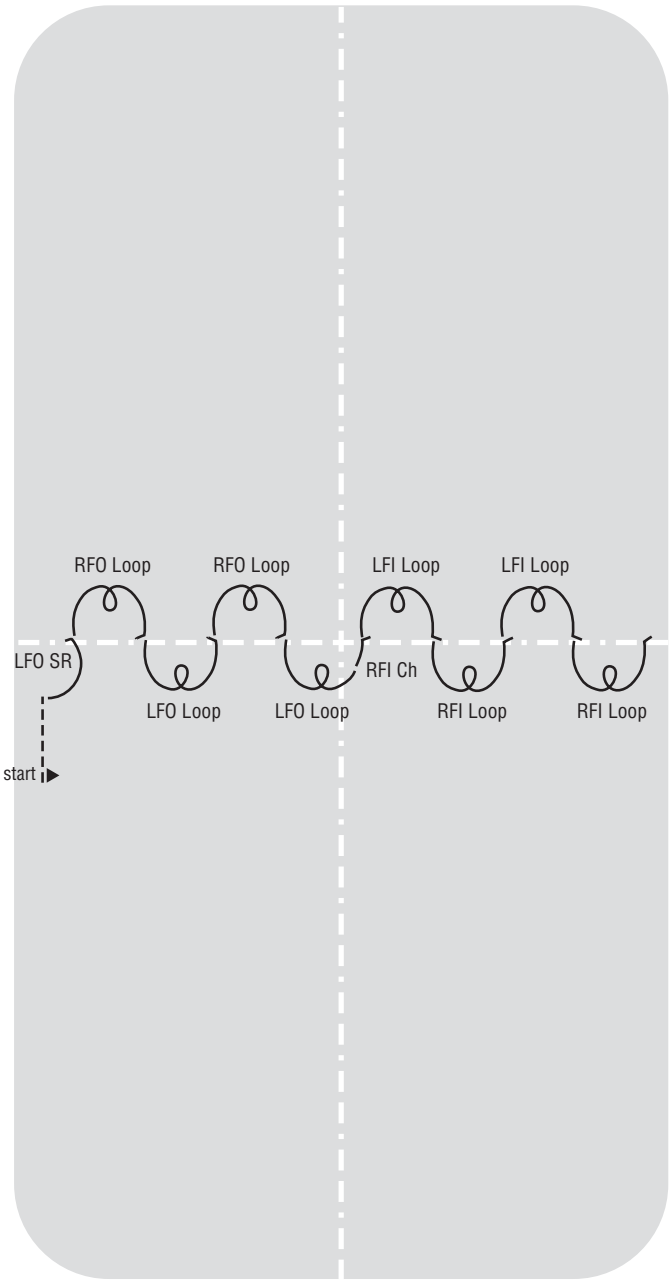

Backward Rocker S Step Sequence

The skater will perform a backward inside rocker-S step followed by a deep backward outside edge. This sequence is performed in six to eight consecutive half circles on alternating feet. The introductory steps are optional. This move may start on either foot.

Focus: Edge quality, extension and power

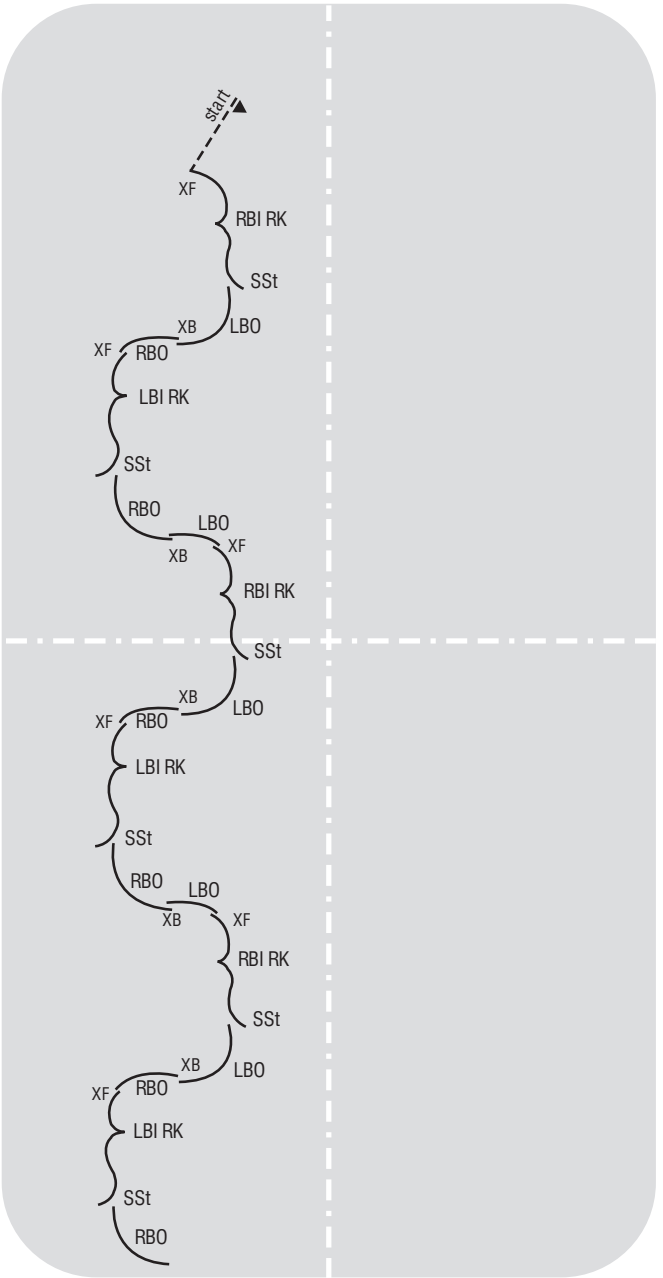

Backward Twizzles

Backward outside twizzles: The skater will begin with a LFO three-turn changing edge into a LBO double twizzle with a two-foot push to assist the twizzle rotation. The skater then steps forward into a RFO three-turn, changing edge into a RBO double twizzle, completing a 'twizzle set'. Each 'twizzle set' is performed three times down the length of the rink.
Backward inside twizzles: The second part of the move begins with a RFI C step whose exit edge is the entry for a LBI double twizzle. The skater then steps on a RFI edge into a LFI C step whose exit edge is the entry for a RBI double twizzle, completing a 'twizzle set'. Each set is performed three times down the length of the rink. This move may start in either direction.
Introductory steps and end pattern are optional.

Focus: Turn execution and continuous flow

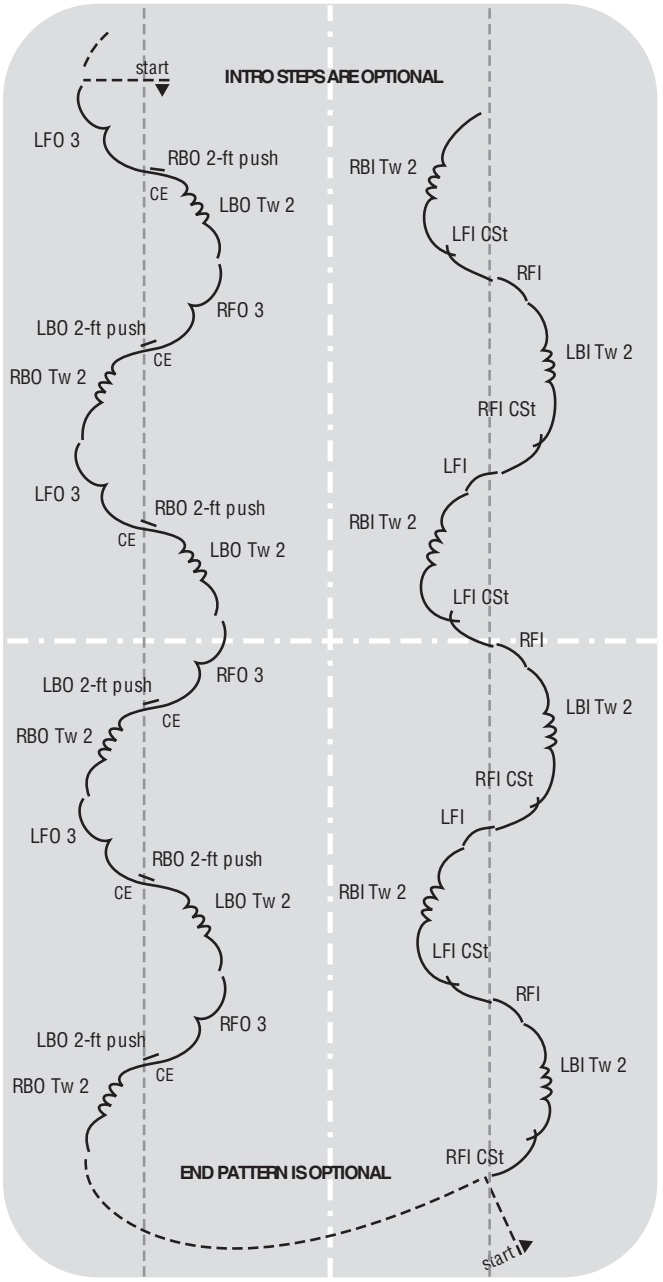

Forward and Backward Outside Rockers

The skater will perform forward outside rockers followed by two backward cross strokes to a backward outside rocker. This backward outside rocker is followed by two forward outside cross strokes to a forward outside rocker. The skater has the option of starting the first length with either the right or left forward rockers. The second length will be performed with the FO BO rockers on the opposite foot. There should be two forward and two backward rockers. Note: This move may start in either direction. The introductory steps and end sequence of steps are optional.

Focus: Edge quality and power

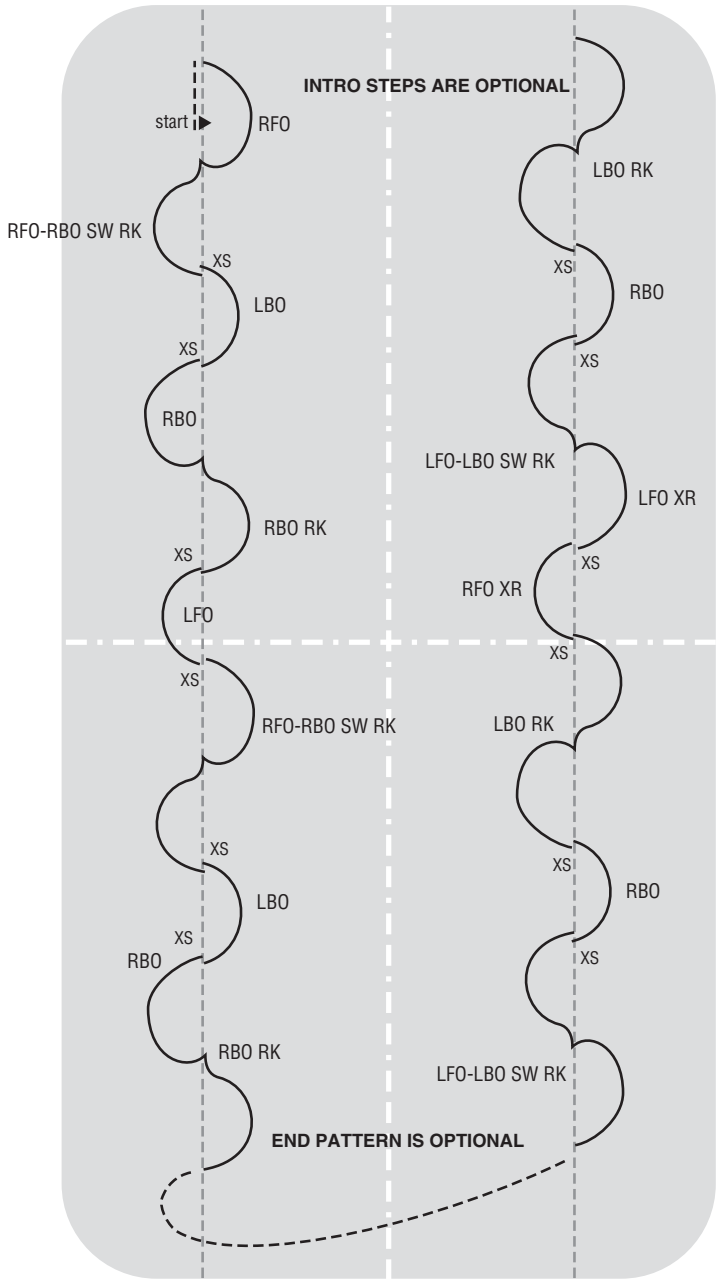

Forward and Backward Inside Rockers

The skater will perform forward inside rockers followed by backward inside rolls to a backward inside rocker. This backward inside rocker is followed by forward inside rolls to a forward inside rocker for the length of the rink. The skater has the option of starting the first length with either the right or left forward rockers. The second length will be performed with the forward and backward inside rockers on the opposite foot. There should be two forward and two backward rockers. The introductory steps and end sequence of steps are optional.

Focus: Edge quality and power

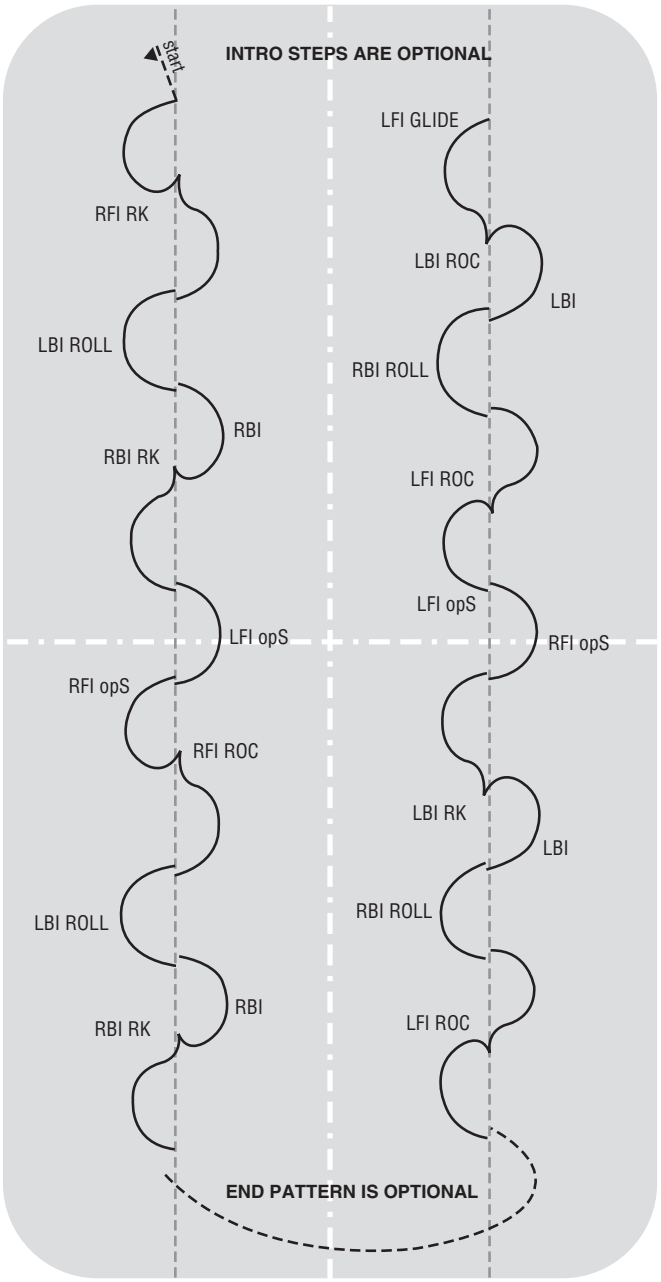

Power Pulls

The skater will perform a sequence of three power pulls followed by two quick twisting rockers. This sequence is then repeated consecutively down the entire diagonal of the rink. It is then performed on the opposite diagonal of the rink on the other foot. There should be a total of three to four sequences per foot. The introductory and end steps are optional. This move may start on either foot.

Focus: Power and quickness

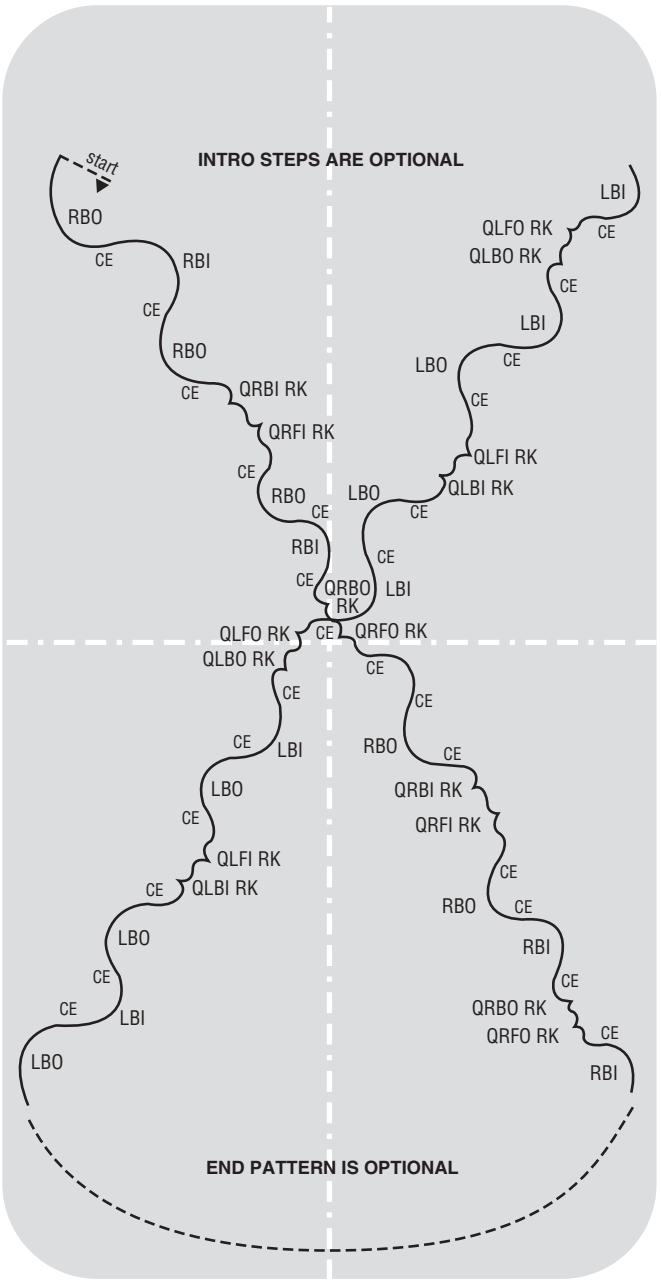

S Step Sequence

The skater will perform an S step sequence that covers the entire diagonal length of the rink and which is then repeated on the second diagonal. This sequence is performed with two consecutive S steps that are then performed in the opposite direction. Introductory steps are optional. This move may start in either direction.

Focus: Edge quality and power

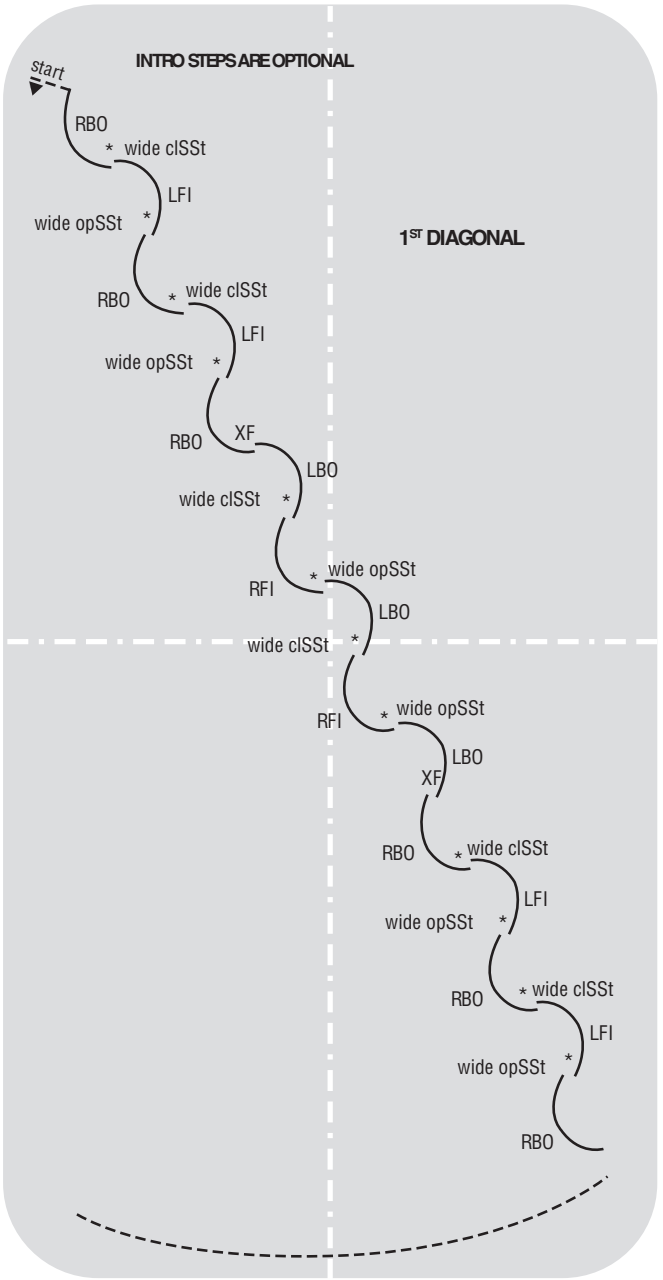

Backward Loop Pattern

Backward outside loops: The skater begins from a standing start with a LFO3 into three backward inside rolls. The last backward inside roll is followed by a RBIO change of edge into a RBO loop. The skater then performs a change of edge to push LBI into three more backward inside rolls followed by a LBIO change of edge into a LBO loop. This sequence should be repeated twice down the length of the rink.

Backward inside loops: For this side of the move the skater begins from a standing start with a RFI3 into three backward outside cross strokes. The third cross stroke is immediately connected to a LBOI change of edge into a LBI loop. The skater then performs a change of edge to push into three more backward outside cross strokes, beginning with RBO. The third cross stroke is immediately connected to a RBOI change of edge into a RBI loop. This sequence should be repeated twice down the length of the arena. This move may start in either direction

Focus: Edge quality and continuous flow

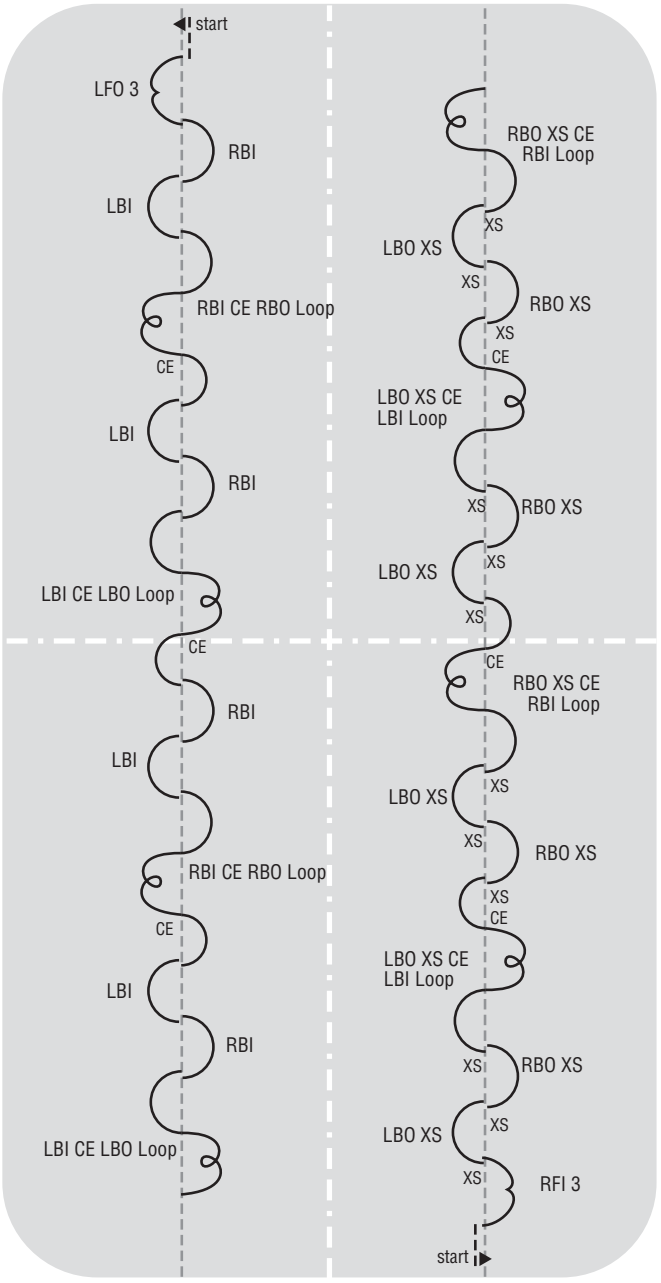

Standard Pre-Gold 6, Skate United Pre-Gold 6, and Adult Junior 6

Straight Line Step Sequence

The skater begins from a standing start with two open strokes R and L. The skater will perform a RFO rocker and cross forward to LBI rocker, which enters immediately into a LFI counter. Next is a RBO double twizzle, stepping forward into a LFO chassé to LFO swing counter. The counter is immediately followed by a cross in front to RBI, followed by three clockwise toe steps and another cross in front RBI. The skater then steps forward onto LFI and changes lobe with a 1½ revolution RFI twizzle followed immediately by an edge pull to change edge into a RBI double-three. Finally, the skater pushes into a LBI rocker followed by a LFI rocker, and then a RBI loop. **Sequence is to be repeated starting on the other foot**. This move may start in either direction.

Focus: Edge quality and continuous flow

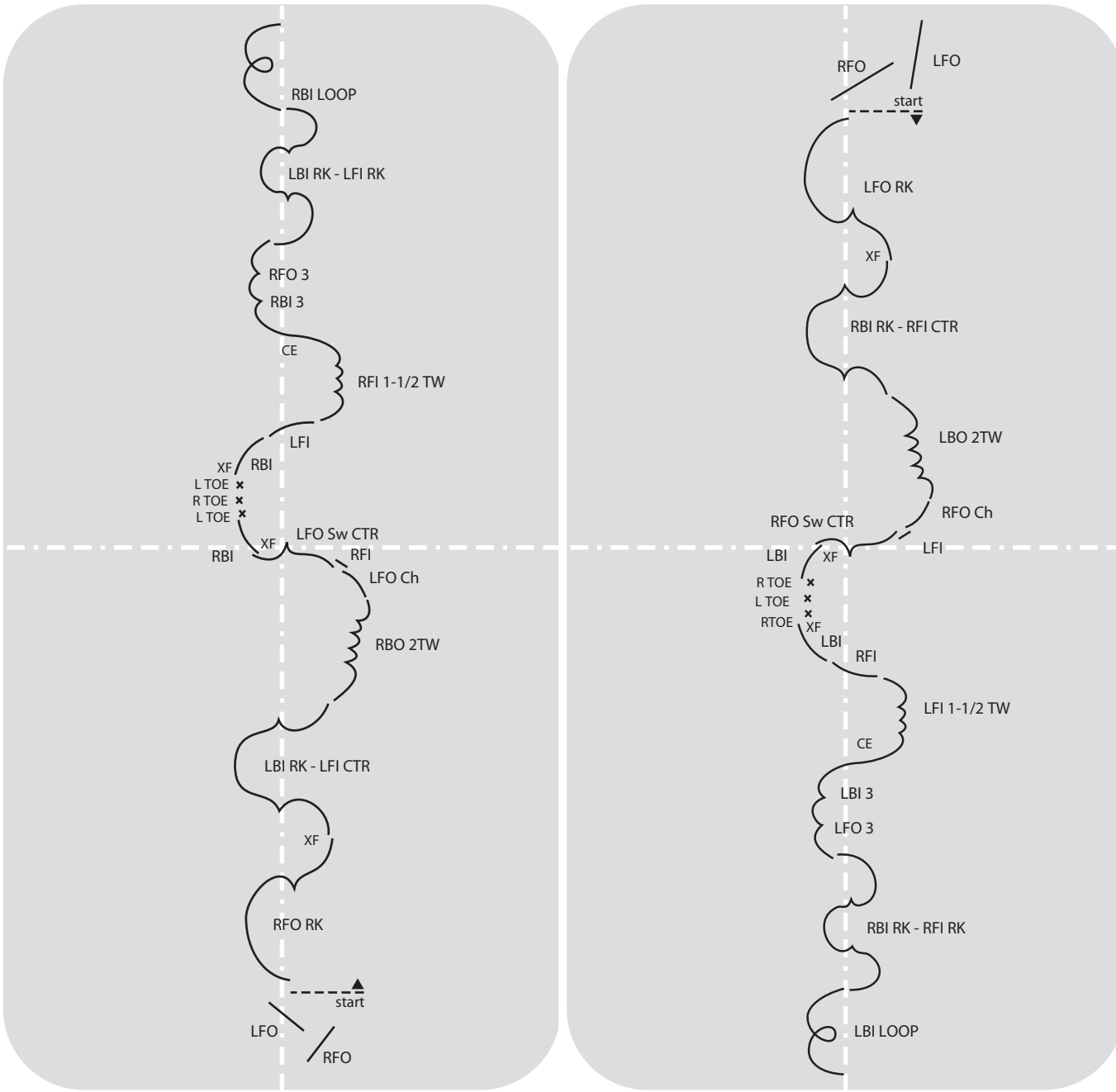

Sustained Edge Step

The skater will powerfully perform a backward inside three-turn to a sustained swing change of edge followed by a forward inside rocker, stepping to a backward inside double three-turn. Backward crossover steps follow this sequence. This pattern is then repeated to cover the entire surface of the rink. The skater will then repeat this step in the opposite direction. Introductory steps are optional. This move may start in either direction.

Focus: Edge quality and power

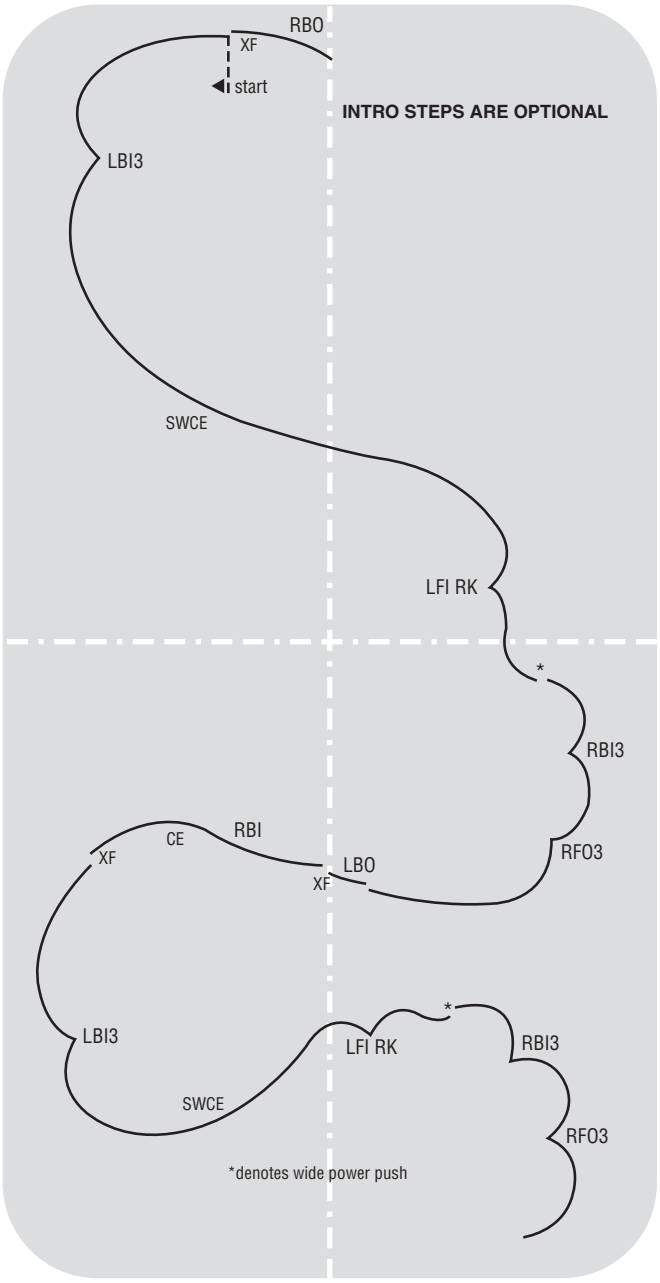

Spiral Sequence

The skater begins with a series of spirals, transitioning from a RBO spiral to a RFI spiral through the use of a RBO3 that is parallel to the long barrier of the rink. The free leg is then lowered into a RFI open C step and steps wide with a two-foot power push transition into two backward right over left crossovers. The skater steps onto a LFI and then immediately onto a RFI-RBO spiral sequence, again transitioning between spirals with a RFI3. The skater then does a cross stroke behind LBO swing roll followed by a RFO triple three-turn. Then step LFI into a RFI3, followed by a step forward into a LFO crossover and finally a LFO spiral. The pattern is repeated in the opposite direction, and transition steps are optional. (**Note:** All spirals should be sustained with an extended free leg to demonstrate the skater's form and flexibility). This move may start in either direction. Introductory steps are optional.

Focus: Extension and edge quality

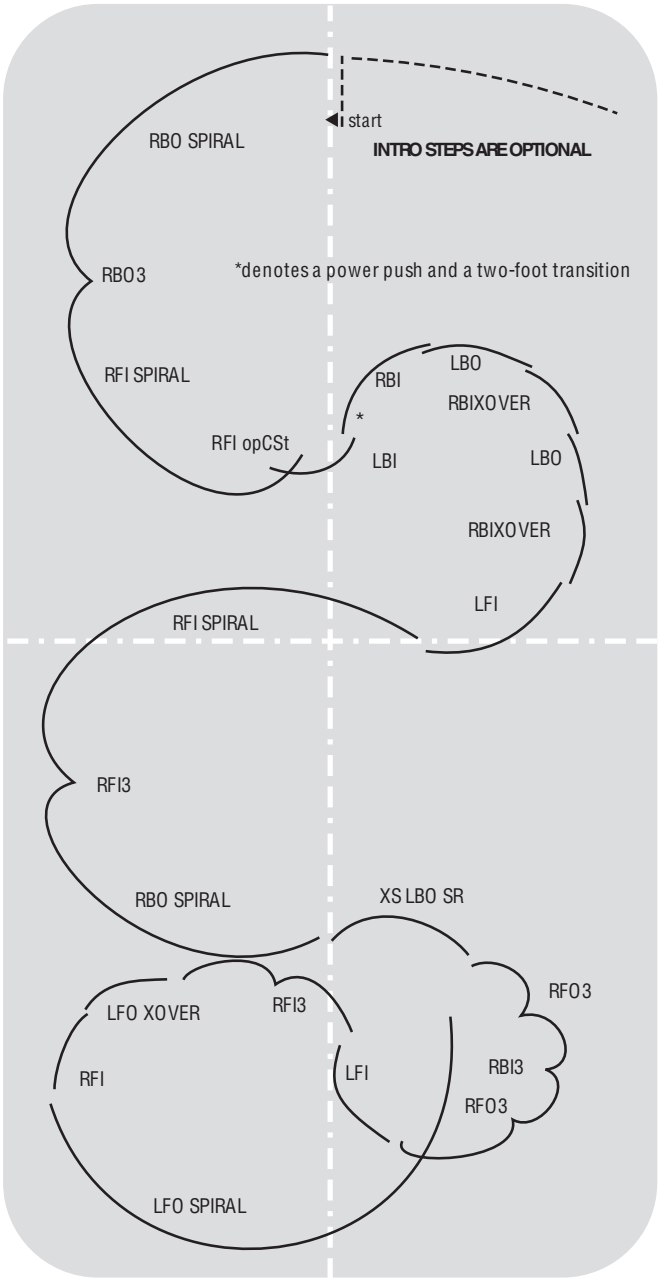

BO Power Double Three-Turns to Power Double Inside Rockers

The skater will perform backward outside power double three-turns, then complete a power pull to backward inside double rockers. These rockers are immediately followed by another power pull. This sequence is repeated consecutively down the entire diagonal of the rink. The skater will then perform the same step using the opposite foot down the opposite diagonal of the rink. Introductory steps are optional. This move may start on either foot.

Focus: Power and quickness

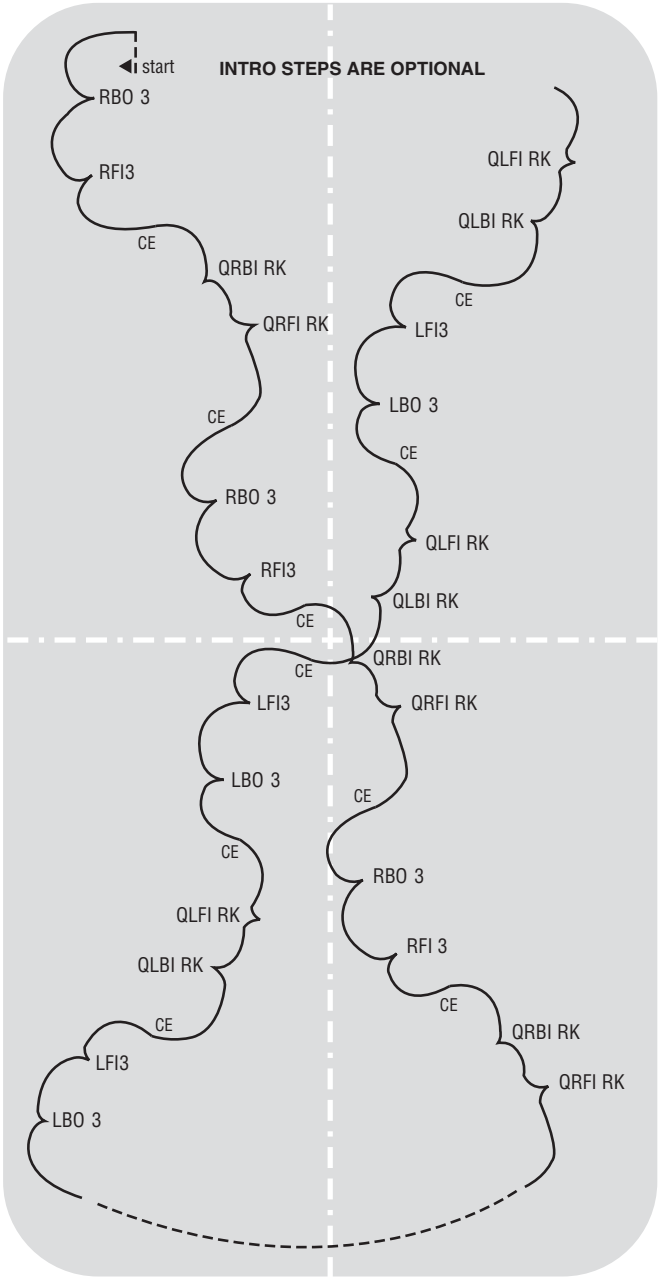

BI Power Double Three-Turns to Power Double Outside Rockers

The skater will perform backward inside power double three-turns, then complete a power pull to backward outside double rockers. These rockers are immediately followed by another power pull and the sequence is then repeated consecutively down the entire diagonal of the rink. The skater will then perform the same step using the opposite foot down the opposite diagonal of the rink. Introductory steps are optional. This move may start on either foot.

Focus: Power and quickness

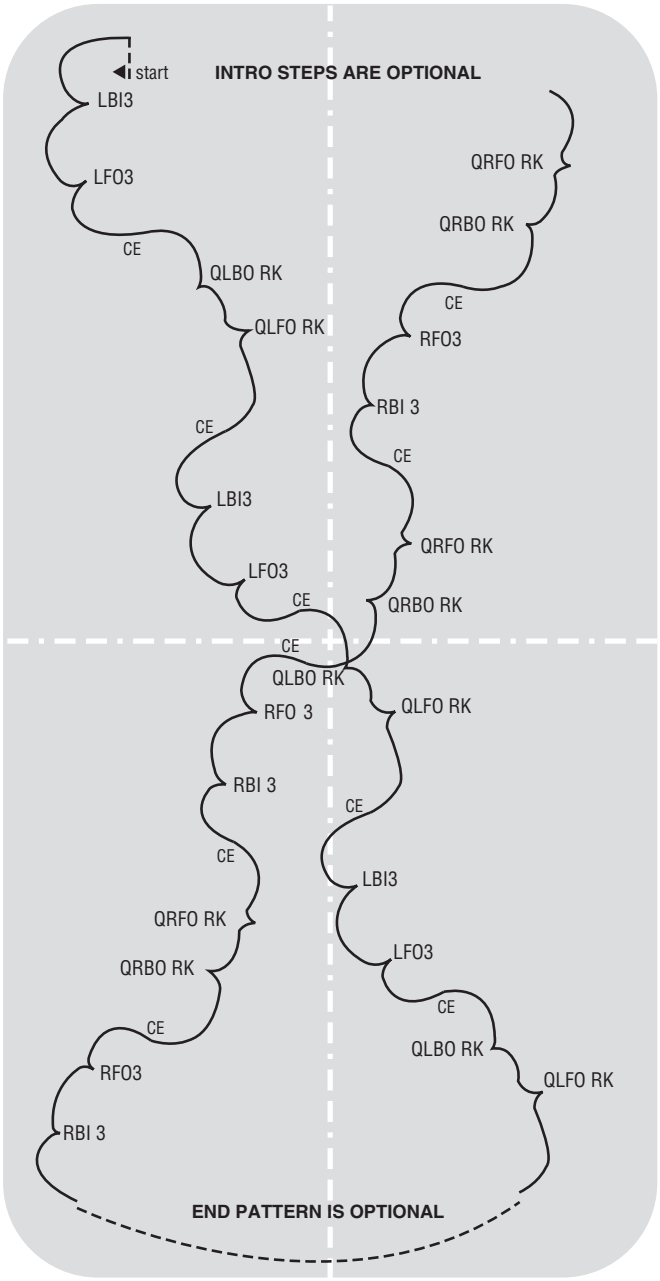

Serpentine Step Sequence

The skater begins with a RFO3 followed by a LBO double three-turn. The free leg then crosses in front for a RBI. This edge is followed by three clockwise toe steps and another cross in front RBI. Next the skater will step forward onto a LFO edge and perform a 2½ revolution RFI twizzle, ending with a LBO cross stroke behind three-turn. This turn will initiate a series of quick C step turns followed by a quick LBI. Next is a RBI counter into a RFI rocker. The skater steps LBI then a step-wide into RBI rocker, RFI C step, LBI bracket sequence. The skater should then simultaneously cross behind and reverse arm position to do RFI bracket into RBO counter, followed by a LFO cross front, RFI cross behind. The final part of the sequence is an open RFI/ closed LBO S step sequence followed immediately by a RFI counter, then push to LBI double twizzle, and finishes with a RBI loop. **Optional steps take the skater to the repeat of the sequence in the opposite direction without stopping.** The skater has the option of starting in either direction. Introductory steps are optional.

Focus: Edge quality and continuous flow

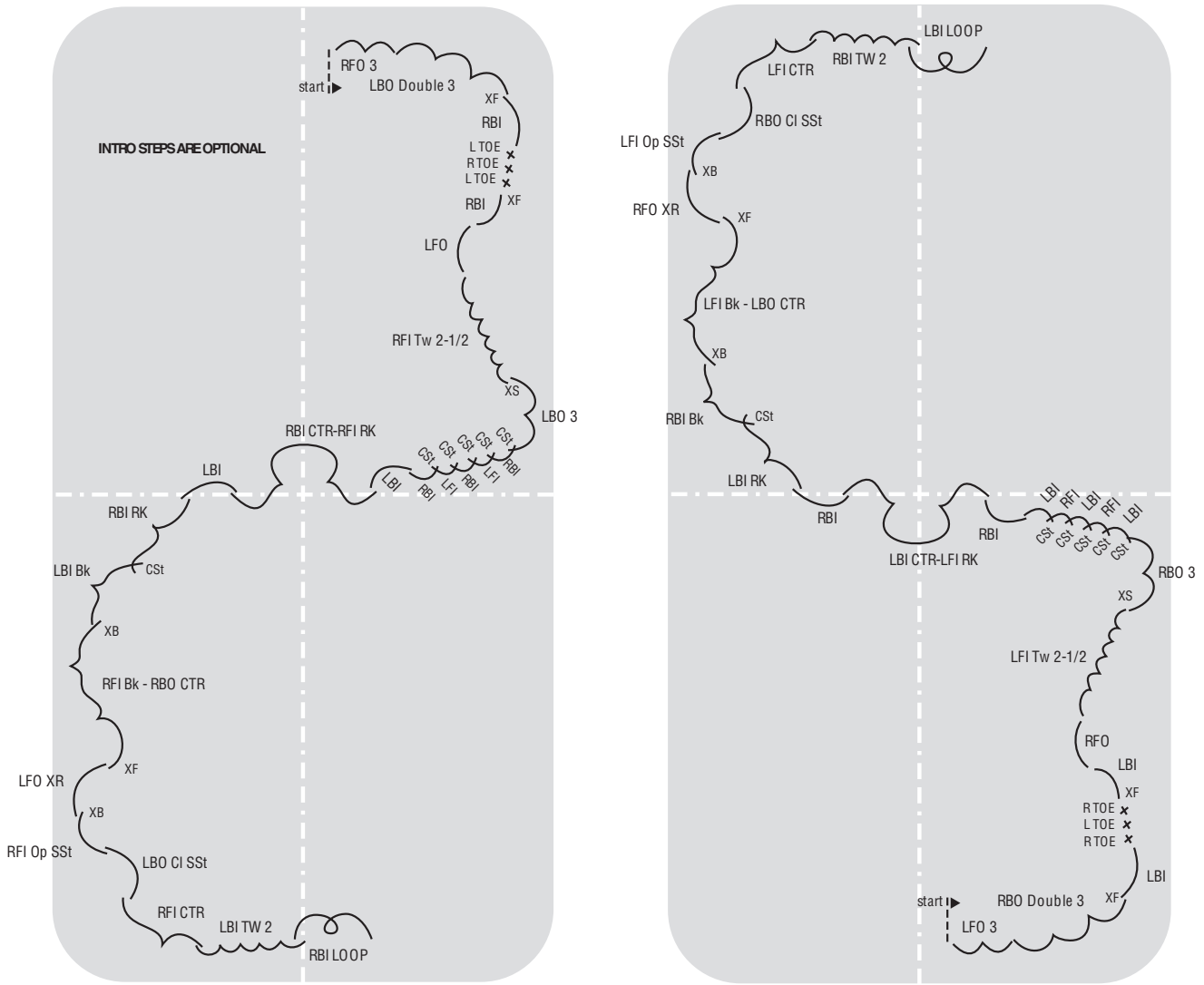

Adult Pre-Bronze 1

Forward Perimeter Stroking

The skater will perform four to eight straight strokes depending on the length of the ice and the strength of the skater, with crossovers around the ends, using the full ice surface and for one full lap of the rink (in both directions). Introductory steps are optional.

Focus: Continuous flow, strength and extension

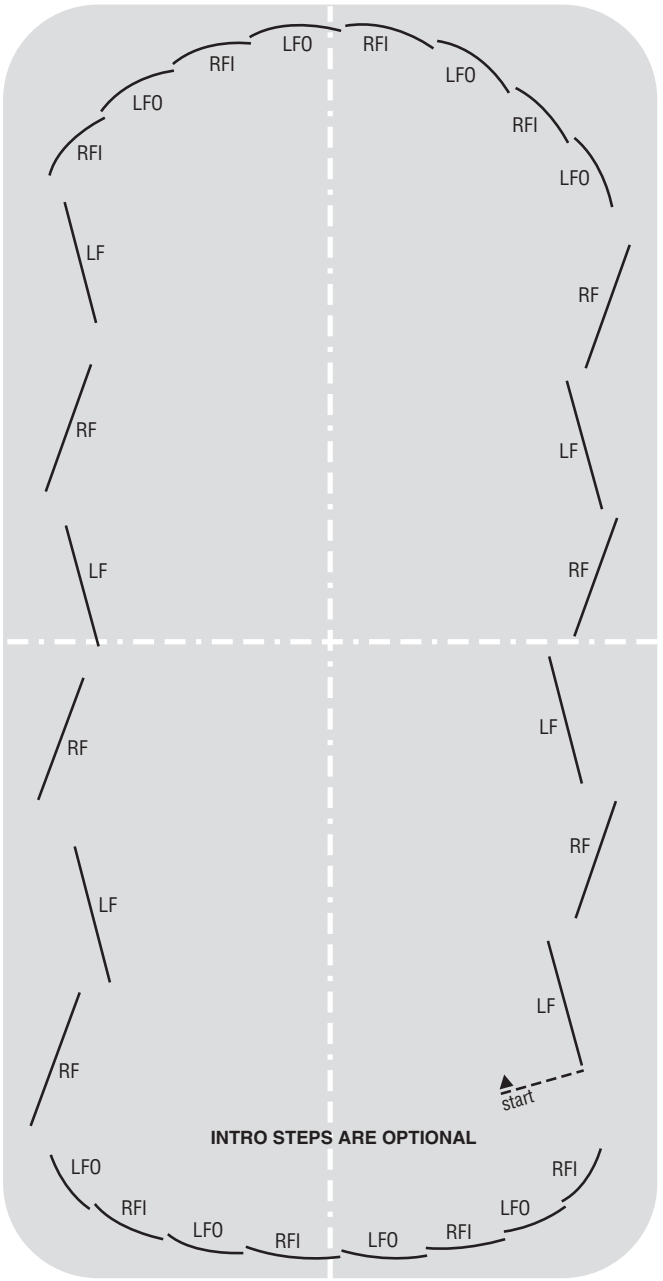

Adult Pre-Bronze 2

Basic Consecutive Edges

- Forward outside edges
- Forward inside edges
- Backward outside edges
- Backward inside edges

Starting from a standing position, the skater will perform four to six half circles, alternating feet, using an axis line such as a hockey line. The skater may start each set on either foot, but they must be skated in the order listed.

Focus: Edge quality

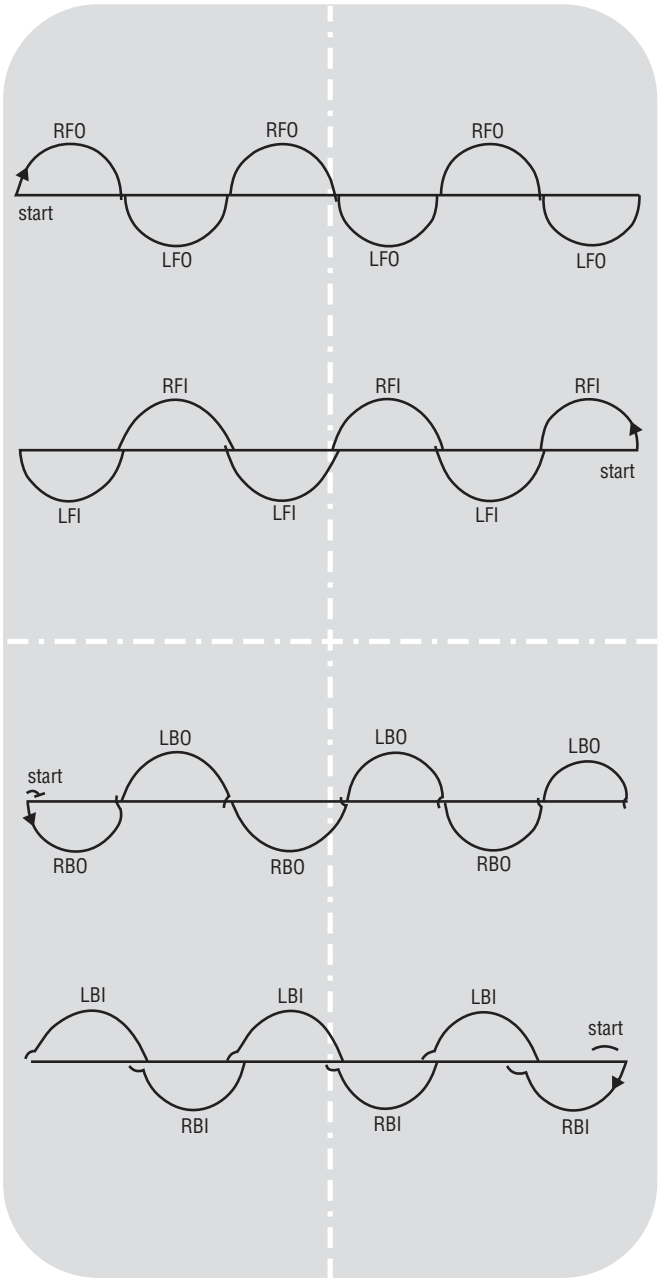

Adult Pre-Bronze 3

Forward Right and Left Foot Spirals

The skater will perform right foot and left foot spirals down the length of the rink maintaining a spiral position on each foot for approximately four seconds with extended leg held at the hip level or higher. The skater may be on flats and may start on either foot. Introductory steps are optional.

Focus: Extension

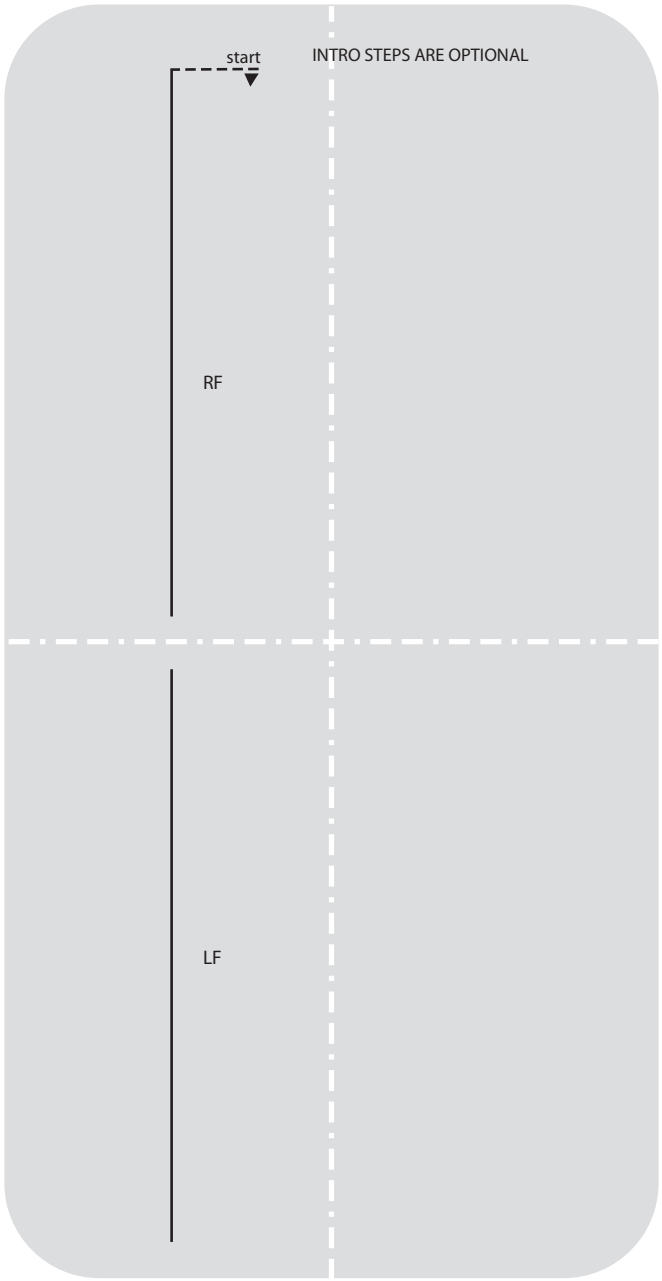

Adult Pre-Bronze 4

Waltz Eight

The skater will perform the waltz eight, using large circumference circles, completing two patterns on each foot, and performed with control. This move may start on either foot. Introductory steps are optional or may begin from a standing start. The skater may mark the center.

Focus: Edge quality

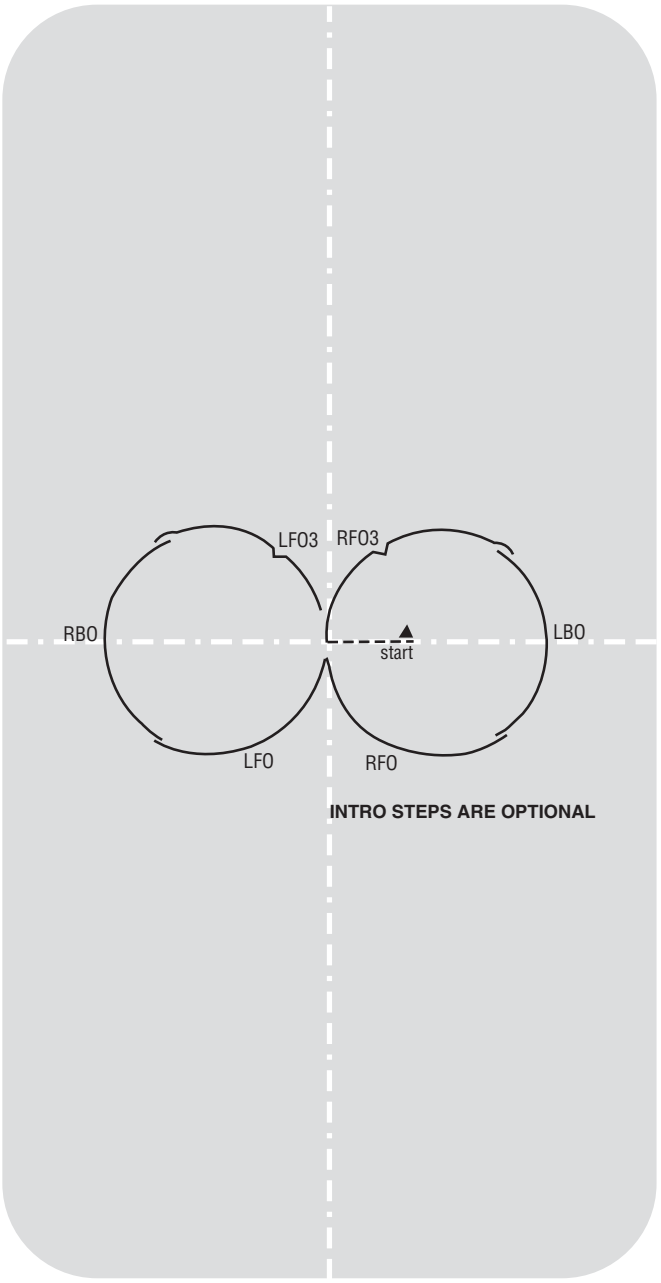

Adult Pre-Bronze 5

Forward and Backward Crossovers

The skater will perform forward crossovers in a figure eight pattern. It is expected that the skater will perform the transition between circles on one foot. Four to six crossovers per circle are recommended. Upon completing the forward figure eight, the skater will perform a swing roll and change of edge to an open C step in order to turn around and continue the figure eight pattern with four to six backward crossovers per circle. This move may start in either direction. Introductory steps are optional.

Focus: Continuous flow and strength

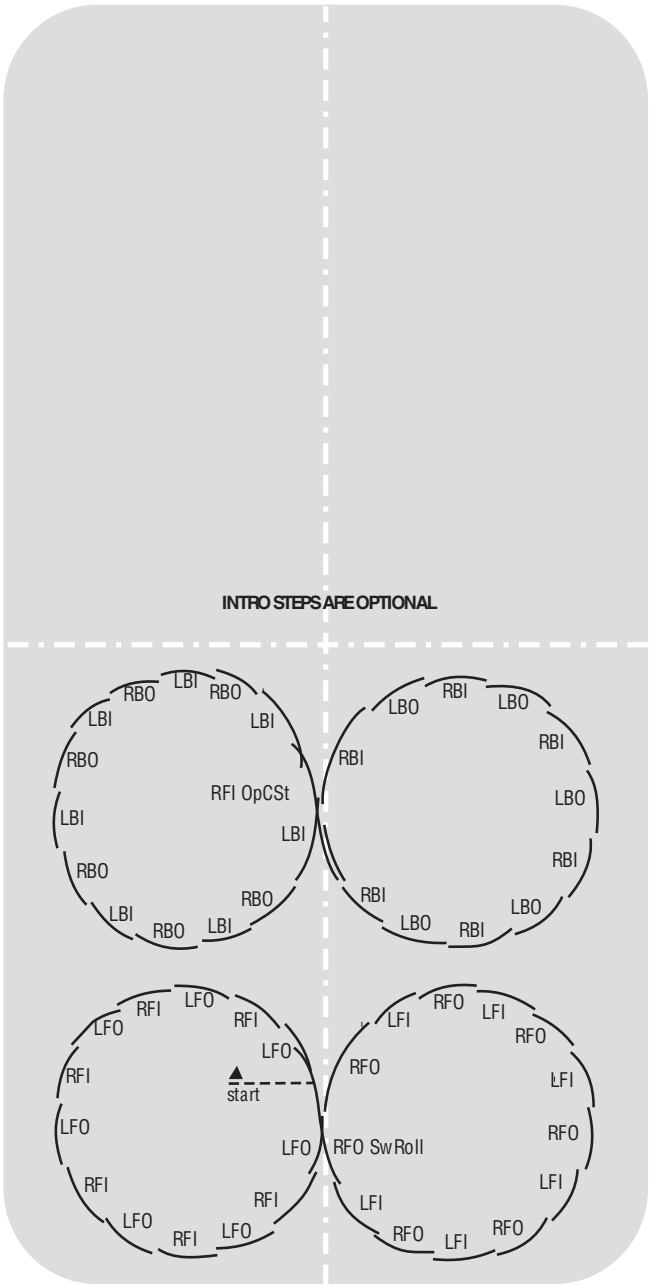

Adult Bronze 1

Forward and Backward Perimeter Power Stroking

The skater will perform four alternating forward crossovers separated by strong forward inside edge transitions. The end pattern consists of two forward crossovers followed by a LFO open stroke; then a RFI open C step followed by one or two backward crossovers. All end pattern steps should be performed with an even cadence except the LFO open stroke, which should be held for two counts. The second side of the pattern resumes with four backward crossovers separated by two-foot transitions, also known as a power push. Skaters should take care to perform the transitions on two solid inside edges. The second end pattern consists of three to five backward crossovers. Introductory steps are optional.

Focus: Continuous flow and strength

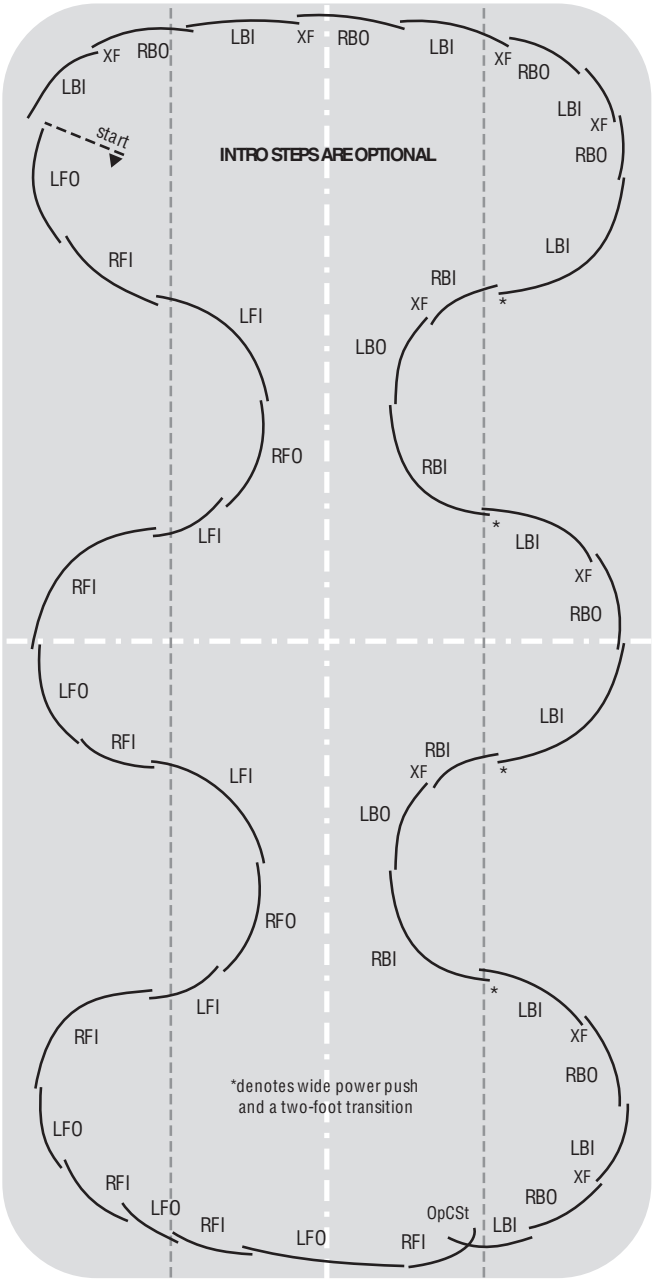

Adult Bronze 2

Forward Power Three-Turns

The skater will perform forward outside three-turns to a balance position followed by a backward crossover. Three to six sets of three-turns will be skated depending on the length of the ice surface. Skaters may begin this move with either right or left foot three-turns. On the second length of the rink, the three-turns will be skated on the opposite foot. Introductory steps and backward crossovers around the end of the rink are optional.

Focus: Continuous flow and strength

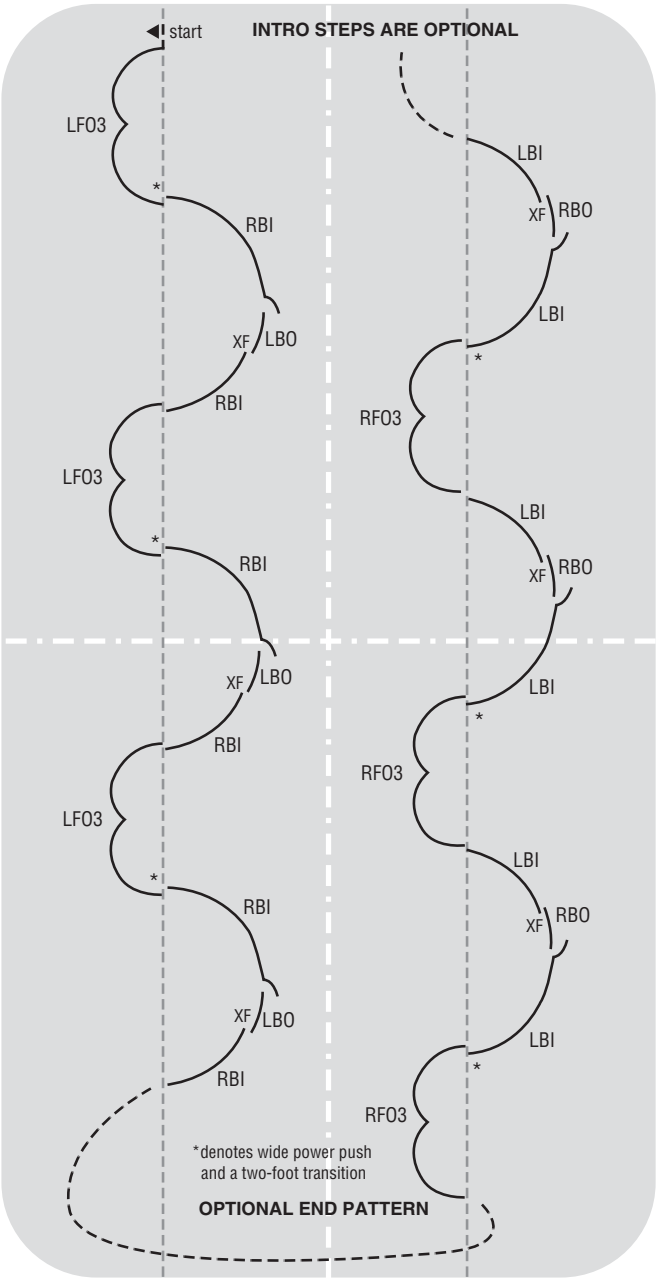

Adult Bronze 3

Alternating Backward Crossovers to Backward Outside Edges

The skater will perform alternating backward crossovers to backward outside edges in consecutive half circles for one length of the rink. Four or five lobes should be skated. Introductory steps are optional.

Focus: Continuous flow and strength

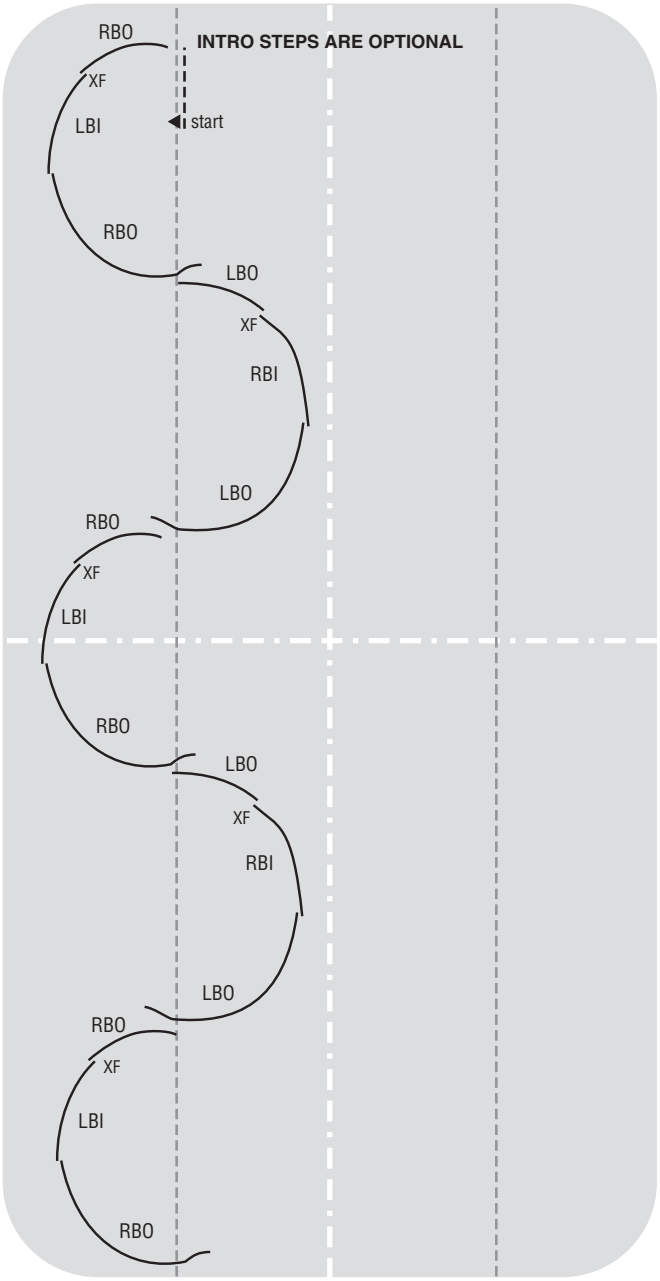

Adult Bronze 4

Forward Circle Eight

The skater will push from a standing start onto a forward outside edge and complete one forward outside figure eight. Upon returning to center at the completion of the second circle, the skater will perform a forward inside figure eight by pushing onto a forward inside edge, thereby repeating the previously skated circle. The circles should be equal in size with each circle approximately three times the skater's height. The skater may mark the center. This move may start on either foot.

Focus: Edge quality and continuous flow

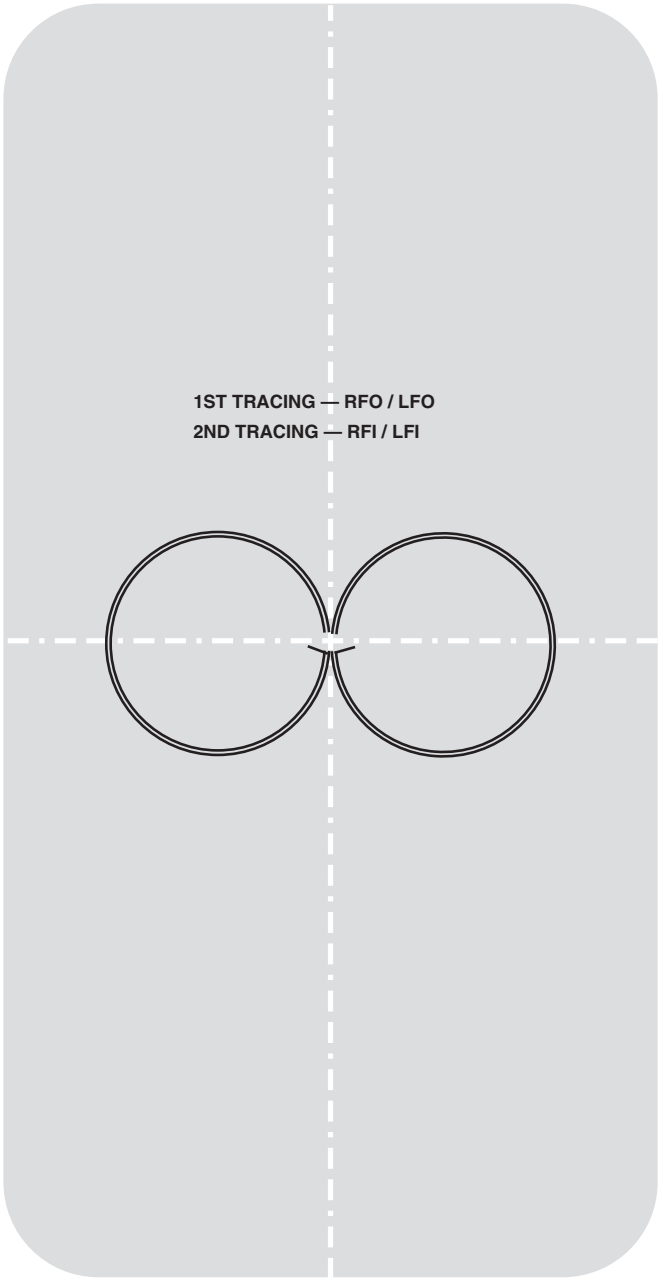

Adult Bronze 5

Five-Step C Step Sequence

The skater will perform alternating forward inside C steps, skated in consecutive half circles. Each series consists of a five-step sequence. The skater will skate one length of the ice with four or five lobes. Introductory steps are optional.

Focus: Edge quality and extension

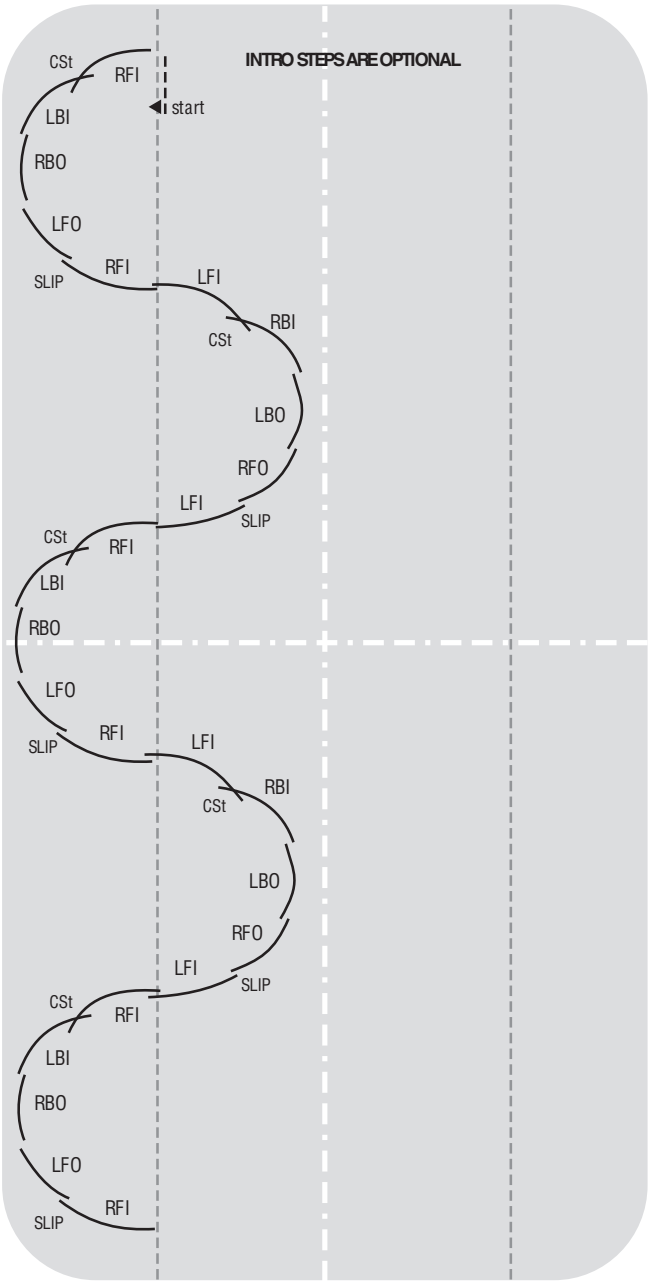

Adult Silver 1

Eight-Step C Step Sequence

The skater will perform two eight-step C step sequences counterclockwise. The step order is: Forward crossover into a LFO C step, followed by LBI, RBO, LBI cross forward and RFI. The skater should maintain a march cadence (one beat per step). Between the circles is a two-beat left foot transition. The sequence is then repeated twice in the opposite direction. Introductory steps are optional. This move may start in either direction.

Focus: Quickness, continuous flow and strength

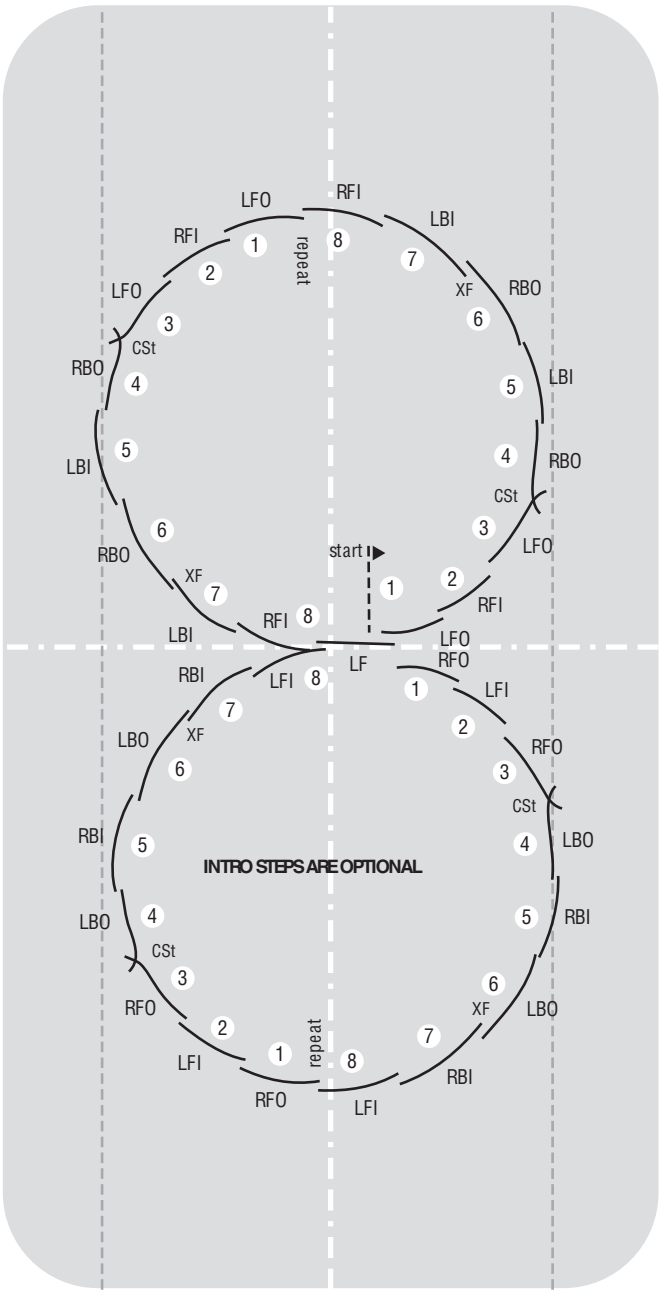

Adult Silver 2

Forward and Backward Free Skate Cross Strokes

The skater will perform free skate cross strokes the length of the ice surface. Forward cross strokes will be skated for one length of the rink and backward cross strokes skated for the second length of the rink. Introductory steps and end patterns are optional. This move may start on either foot.

Focus: Continuous flow and strength

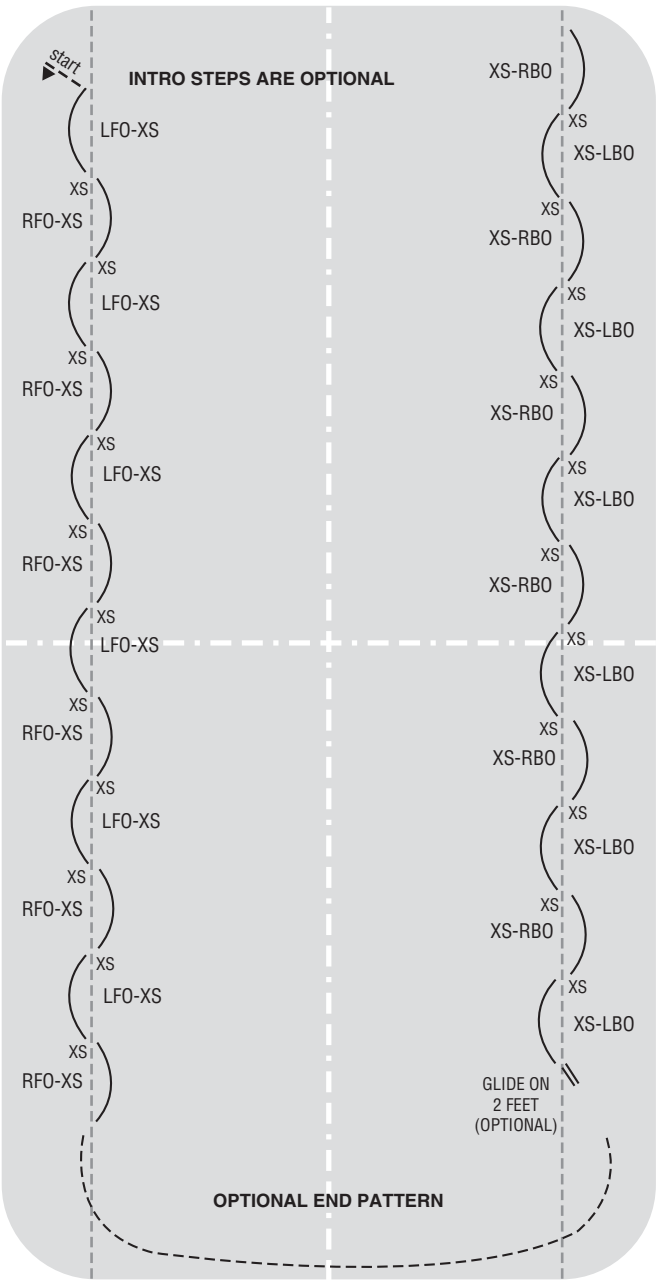

Adult Silver 3

FO-BI Three-Turns in the Field

The skater will perform forward three-turns alternating to backward three-turns covering the length of the rink. One length of the rink will start with RFO-LBI three-turns. On the second length of the rink, the skater will perform LFO-RBI three-turns. Introductory steps and end sequence are optional. This move may start on either foot.

Focus: Edge quality

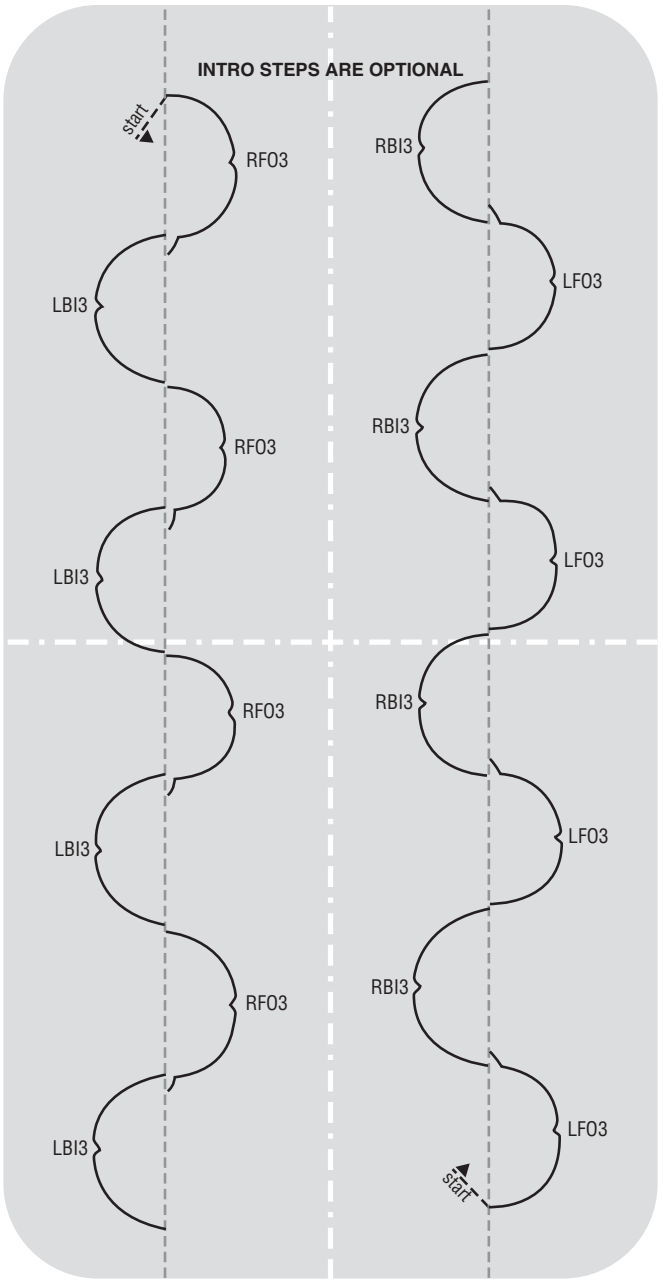

Adult Silver 4

FI-BO Three-Turns in the Field

On the first length of the rink the skater will perform RFI-LBO three-turns. On the second length of the rink the skater will perform LFI RBO three-turns. Introductory steps and end sequence are optional. This move may start on either foot.

Focus: Edge quality

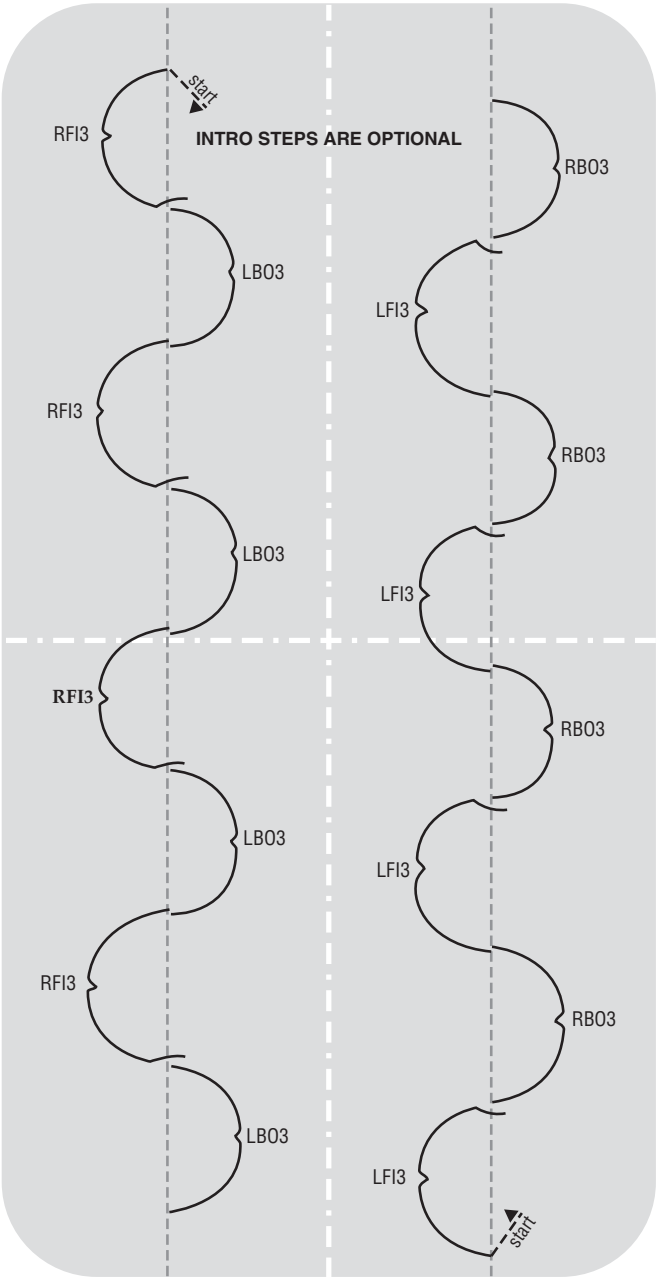

Adult Silver 5

Consecutive Outside and Inside Spirals

The skater will perform right foot and left foot spirals. The forward outside edge spirals will be skated for the first length of the rink. Forward crossovers may be utilized (optional) around the end of the rink. Forward inside edge spirals will be skated for the second length of the rink. The exact number of spirals will depend on the size of the rink and the strength of the skater; however, a minimum of four spirals down each length of the rink must be skated. The extended leg in the spiral should be held at hip level or higher. Introductory steps are optional.

Focus: Extension and edge quality

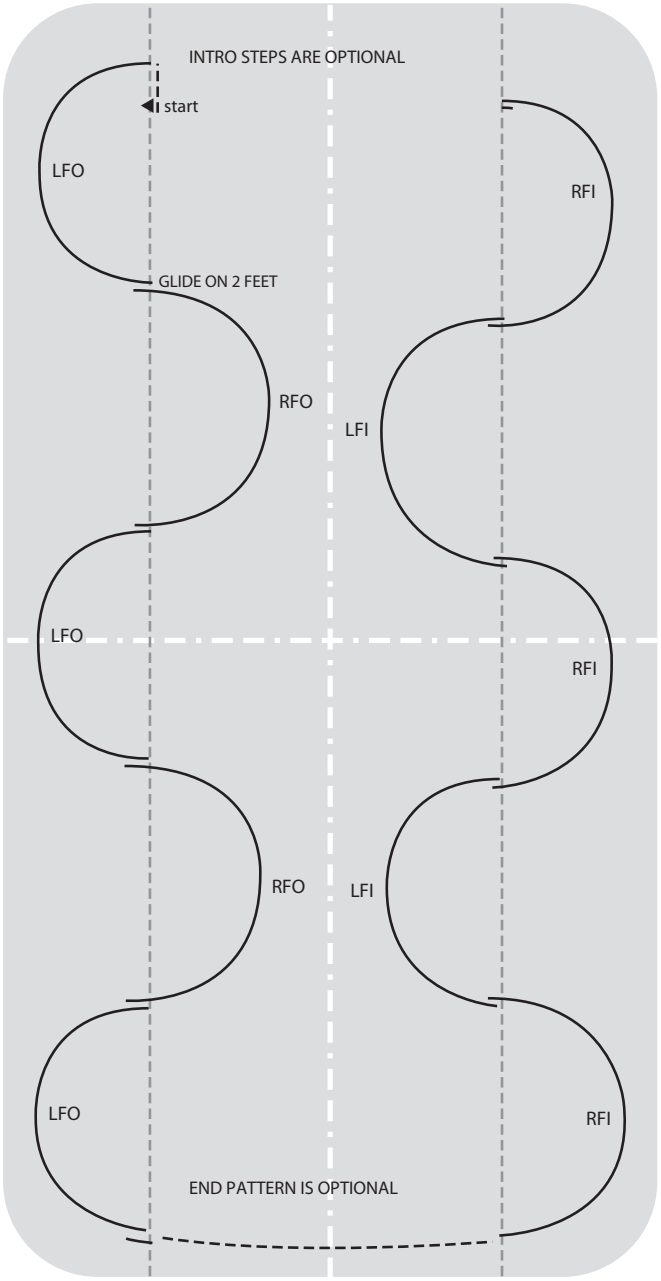

Adult Silver 6

Forward and Backward Power Change of Edge Pulls

The skater will perform consecutive power change of edge pulls — FIO to FOI — for the full length of the rink followed by backward change of edge pulls — BOI to BIO — for the second full length of the rink. The skater will change feet at the center of the rink. Introductory steps and end sequence are optional. This move may start on either foot.

Focus: Continuous flow and strength

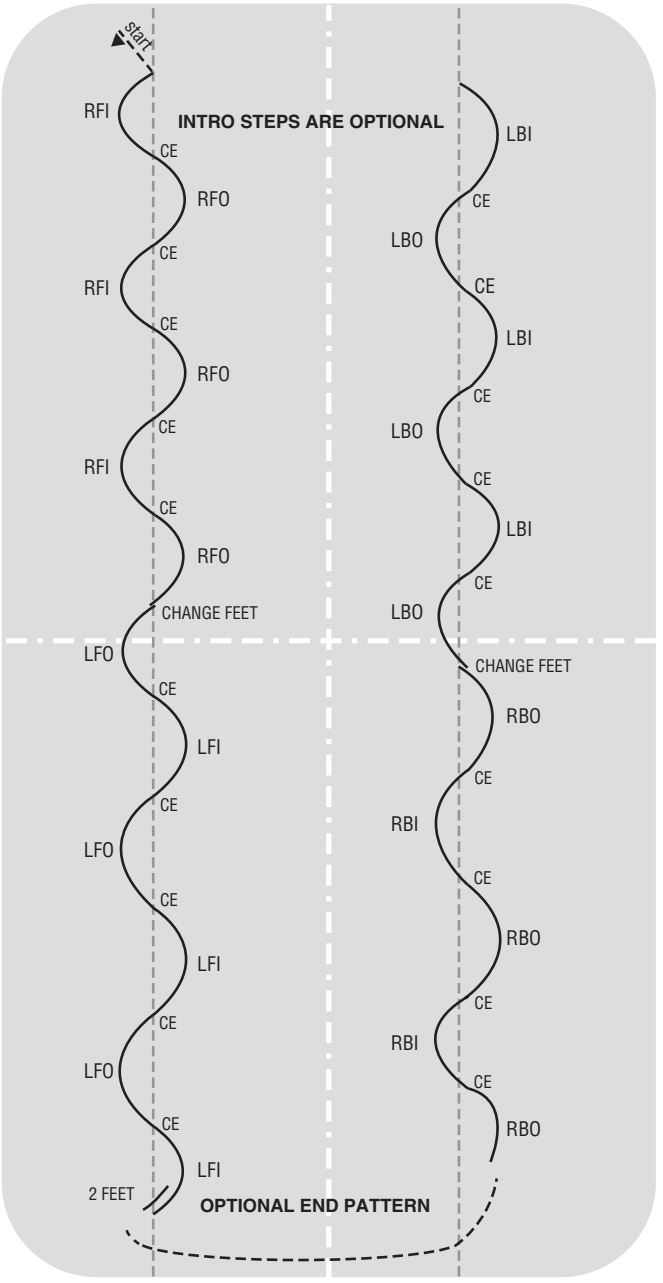

Adult Gold 1

Stroking: Forward Power Circle

Starting from a standing position, the skater will perform forward crossovers progressively increasing in foot speed and acceleration throughout the entire move, from a slow, but gradually accelerating pace to fully accelerated crossovers. As the skater accelerates, the circle circumference increases. Power circles are performed both in counterclockwise and clockwise directions. It is recommended that no more than 15 crossovers be utilized in completing each portion of this move. This move may start in either direction.

Focus: Continuous flow and strength

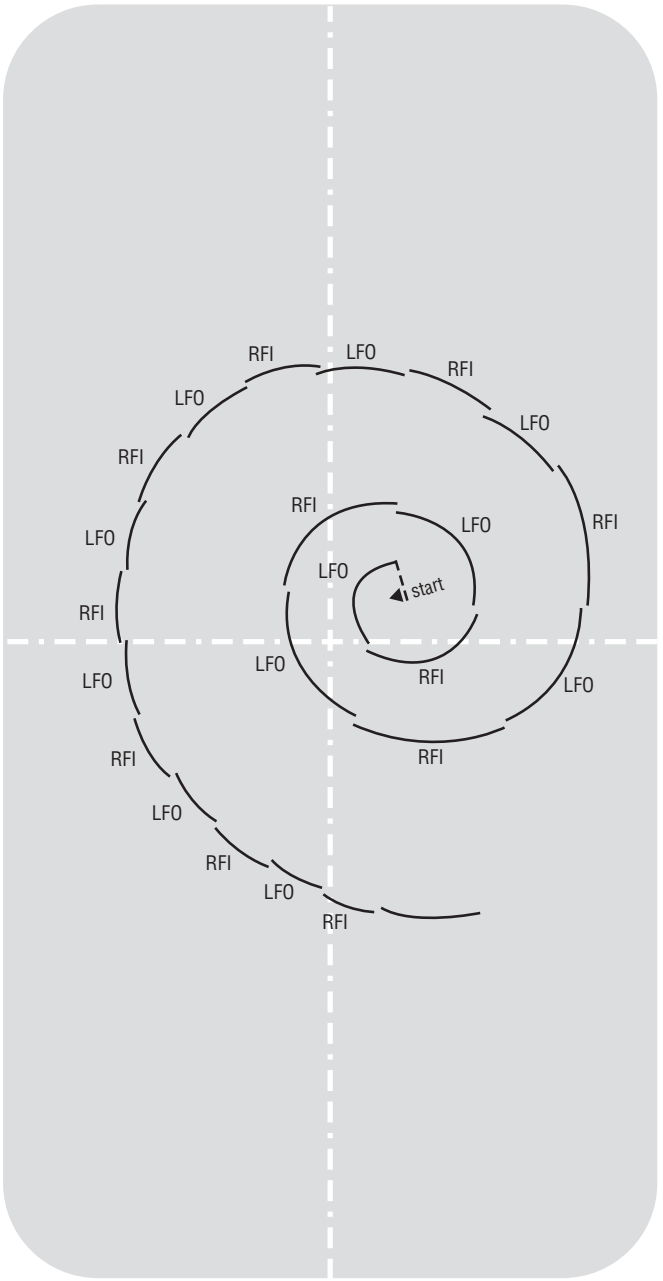

Adult Gold 2

Stroking: Backward Power Circle

Starting from a standing position, the skater will perform backward crossovers progressively increasing in foot speed and acceleration throughout the entire move, from a slow, but gradually accelerating pace to fully accelerated crossovers. As the skater accelerates, the circle circumference increases. Power circles are performed both in counterclockwise and clockwise directions. It is recommended that no more than 15 crossovers be utilized in completing each portion of this move. This move may start in either direction.

Focus: Continuous flow and strength

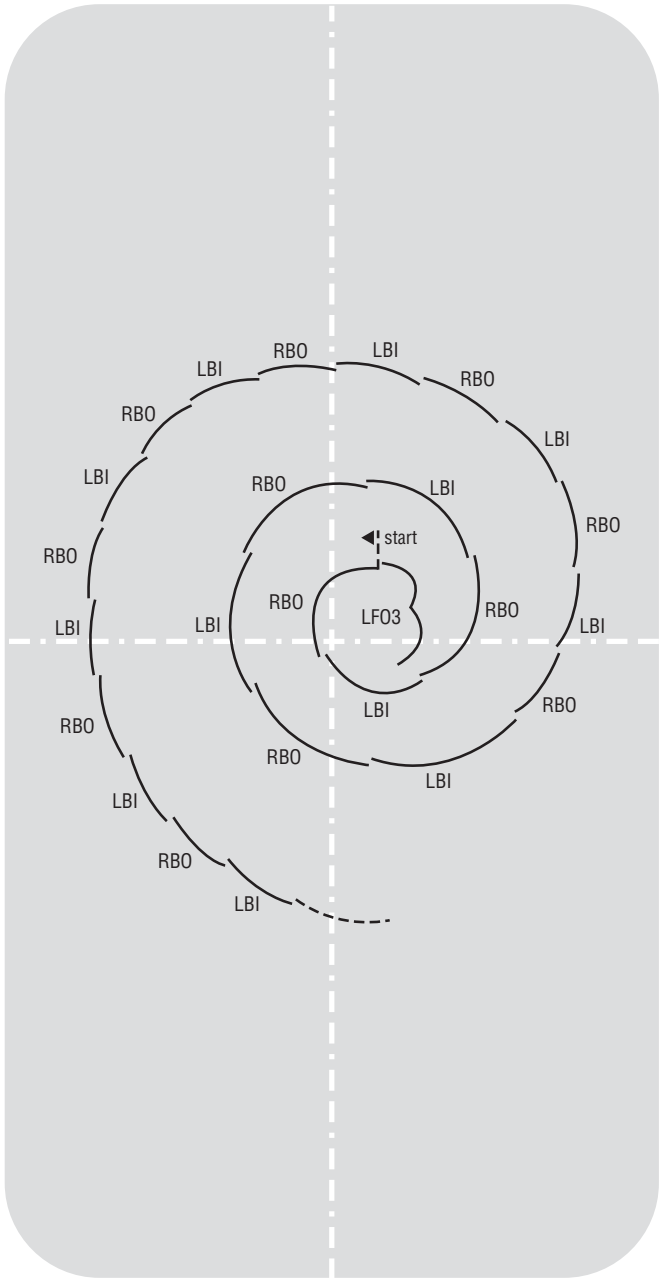

Adult Gold 3

Forward Double Three-Turns

The skater will perform consecutive forward double three-turns on half circles, with alternating feet. Four to six half circles will be skated depending on the length of the rink and strength of the skater. The sequence begins with forward outside double three-turns covering the first length of the rink. The forward inside double three-turns will cover the second length of the rink. Introductory steps and end patterns are optional.

Focus: Edge quality

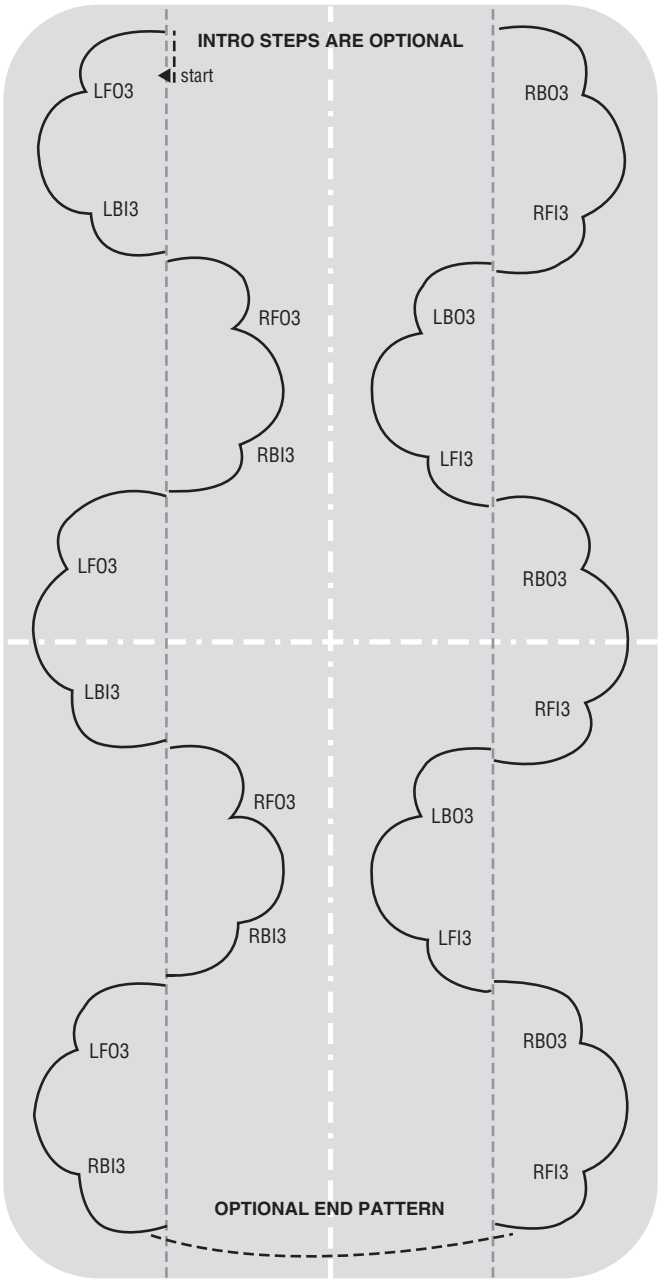

Adult Gold 4

Backward Double Three-Turns

The skater will perform consecutive backward double three-turns on half circles, with alternating feet. Four to six half circles will be skated depending on the length of the rink and strength of the skater. The sequence begins with backward outside double three-turns covering the first length of the rink. The backward inside double three-turns will cover the second length of the rink. Introductory steps and end patterns are optional.

Focus: Edge quality and extension

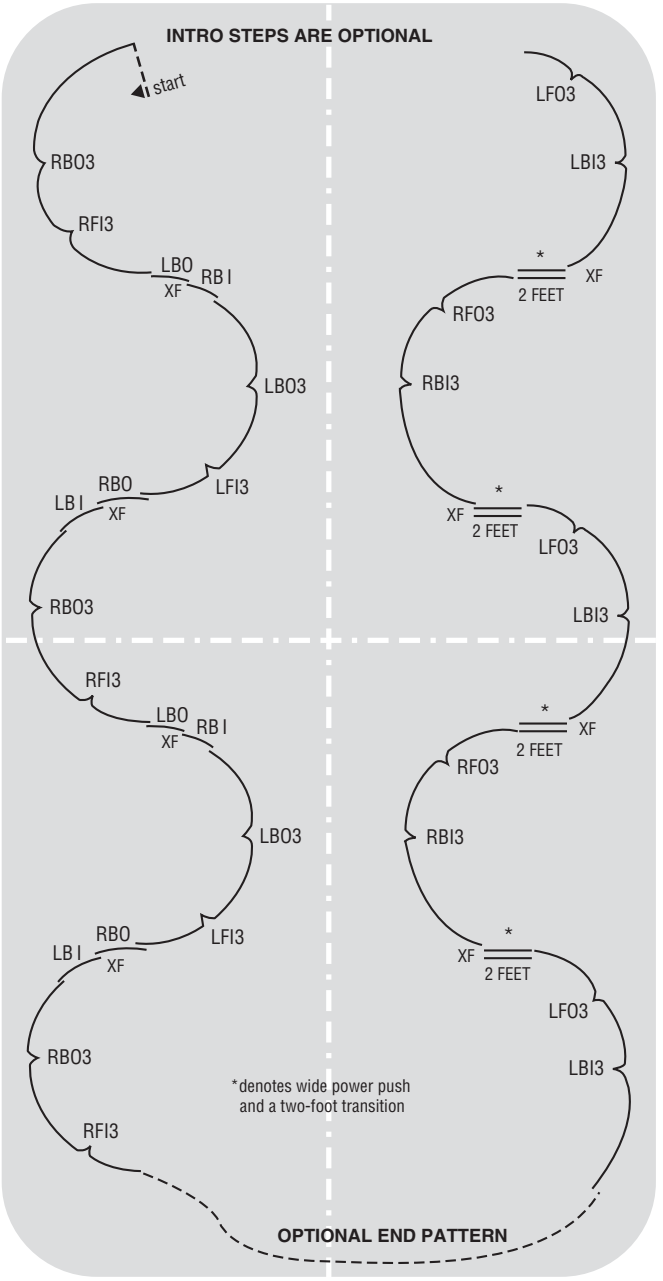

Adult Gold 5

Backward Circle Eight

The skater will push from a standing start onto a backward outside edge and complete one backward outside figure eight. Upon returning to center at the completion of the second circle, the skater will perform a backward inside figure eight by pushing onto a backward inside edge, thereby repeating the previously skated circle. The circles should be equal in size with each circle approximately three times the skater's height. The skater may mark the center. This move may start on either foot.

Focus: Edge quality and continuous flow

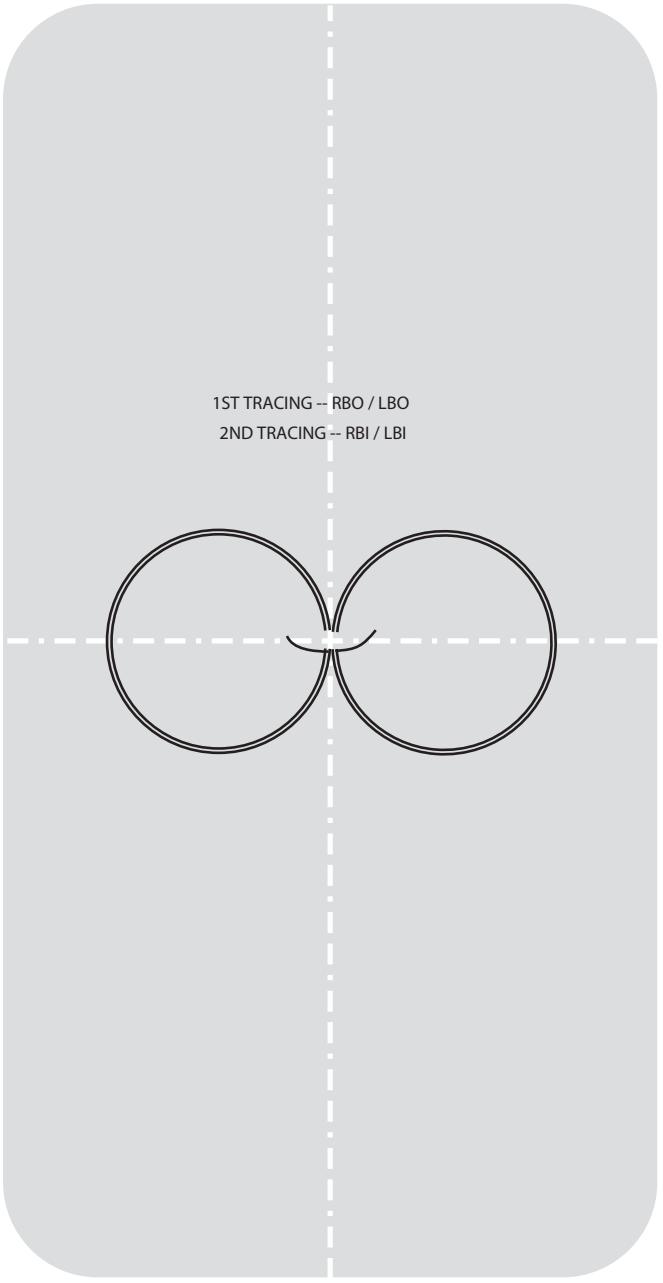

Adult Gold 6

Brackets in the Field

The skater will perform two sets of turns on half circles (RFO-LBI) down approximately half the length of the rink. Continuing down the remaining length of the rink the skater then will perform two sets of turns (LFO-RBI) with an optional step to transition to the LFO edge. Once completed, the entire sequence is repeated, performing two sets of turns (LFI-RBO) down approximately half the length of the rink. The skater then performs two sets of turns (RFI-LBO) down the remaining length of the rink with an optional step to transition to the RFI edge. Introductory steps are optional. This move may start on either foot; the FO/BI brackets will precede the FI/BO brackets.

Focus: Edge quality

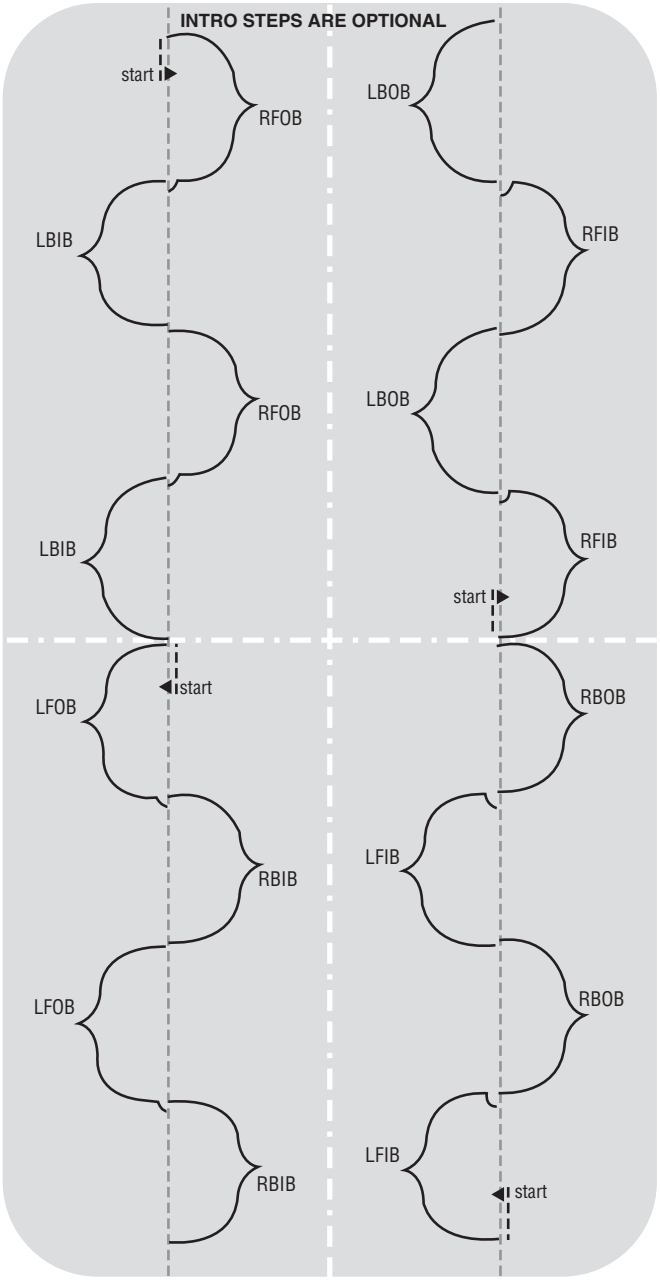

Adaptive Skating Pre-Bronze 1

Forward Perimeter Stroking

The skater will perform four to eight straight strokes depending on the length of the ice and the strength of the skater, with crossovers around the ends, using the full ice surface and for one full lap of the rink (in both directions). Introductory steps are optional.

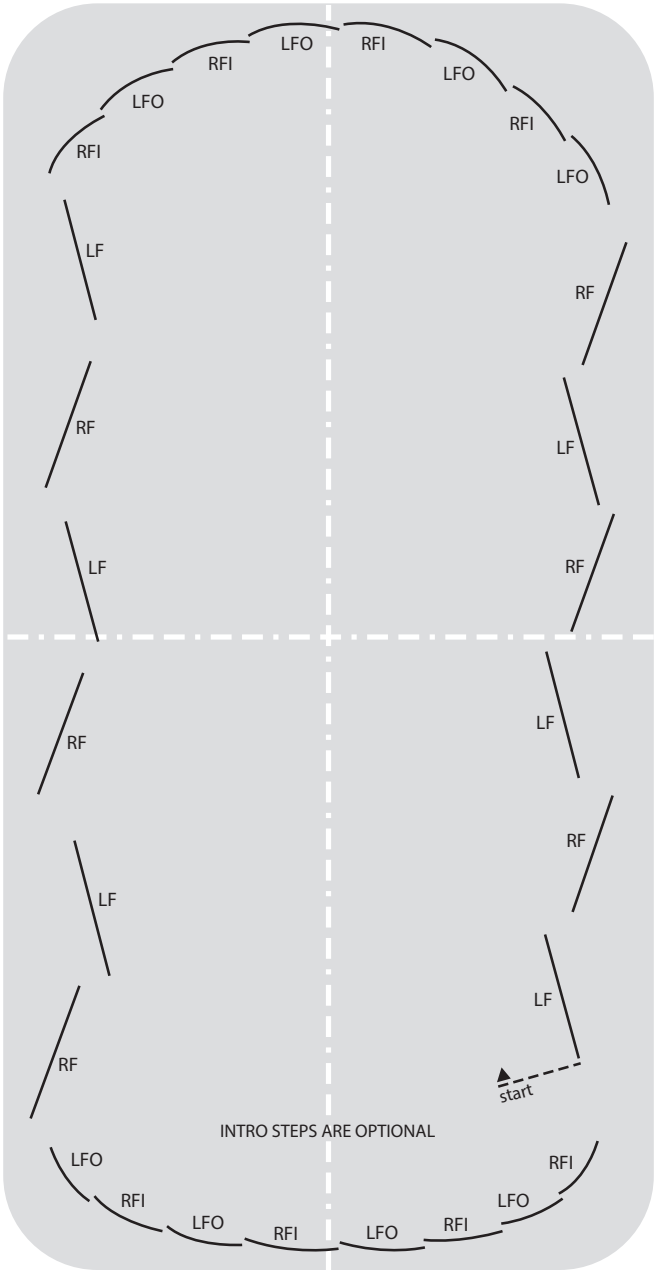

Adaptive Skating Pre-Bronze 2

Basic Consecutive Forward Edges

- Forward outside edges
- Forward inside edges

Starting from a standing position, the skater will perform four to six half circles, alternating feet, using an axis line such as a hockey line. The skater may start each set on either foot, but they must be skated in the order listed.

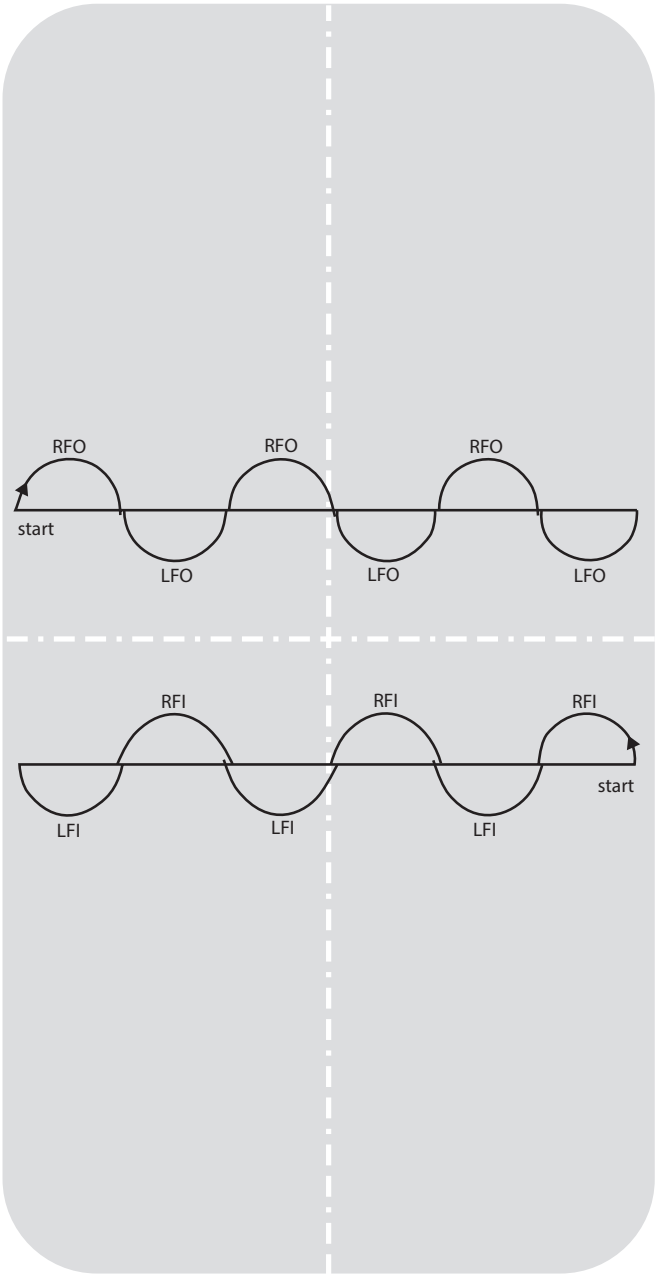

Adaptive Skating Pre-Bronze 3

Forward Crossovers

The skater will perform forward crossovers in a figure eight pattern. The transition between the two circles may be on two feet. Four to six crossovers per circle are recommended. This move may start in either direction. Introductory steps are optional.

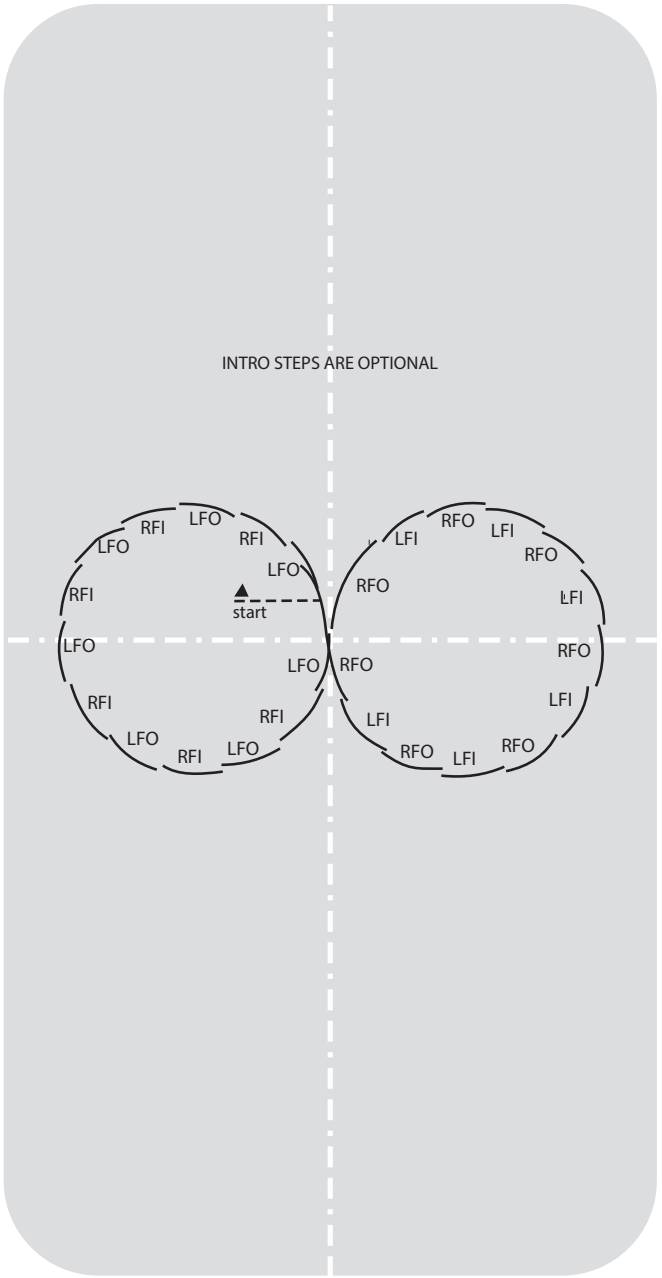

Adaptive Skating Bronze 1

Forward and Backward Crossovers

The skater will perform forward crossovers in a figure eight pattern. It is expected that the skater will perform the transition between circles on one foot. Four to six crossovers per circle are recommended. Upon completing the forward figure eight, the skater will perform a swing roll and change of edge to an open C step in order to turn around and continue the figure eight pattern with four to six backward crossovers per circle. This move may start in either direction. Introductory steps are optional.

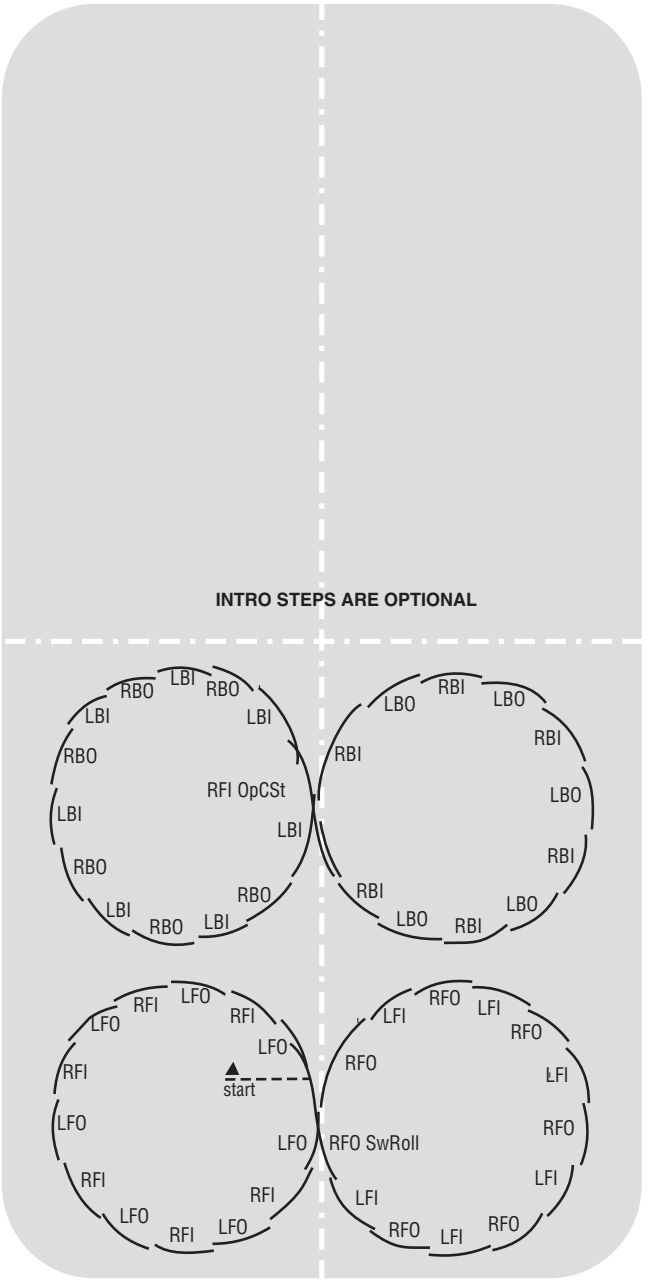

Adaptive Skating Bronze 2

Forward Right and Left Foot Spirals or Lunges

The skater will perform right foot and left foot spirals down the length of the rink maintaining a spiral position on each foot for approximately four seconds with extended leg held at the hip level or higher. The skater may be on flats and may start on either foot. Introductory steps are optional.

OR

The skater will perform right foot and left foot lunges down the length of the rink maintaining a lunge position on each foot for approximately four seconds. The skater may be on flats and may start on either foot. Introductory steps are optional.

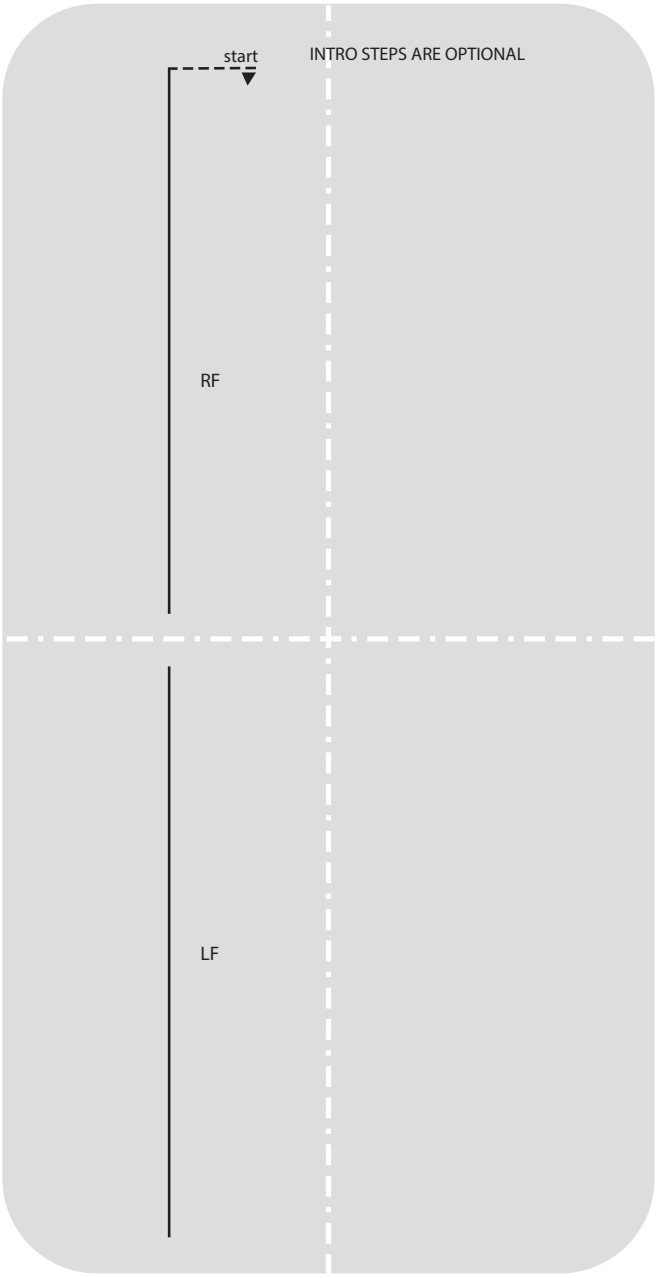

Adaptive Skating Bronze 3

Basic Consecutive Backward Edges

- Backward outside edges
- Backward inside edges

Starting from a standing position, the skater will perform four to six half circles, alternating feet, using an axis line such as a hockey line. The skater may start each set on either foot, but they must be skated in the order listed.

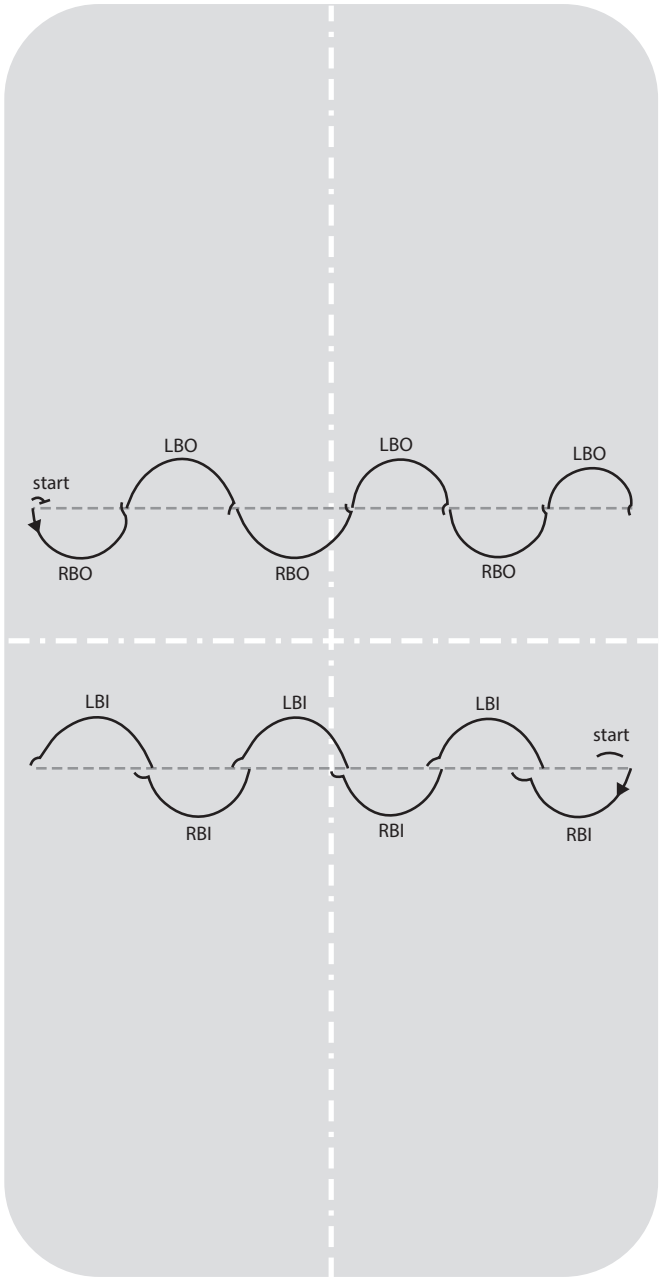

Adaptive Skating Bronze 4

Alternating Forward Three-Turns

Starting from a standing position the skater will perform alternating forward outside three-turns for the width of the rink. The skater will then perform forward inside alternating three-turns for the second width of the rink. The size of the rink and strength of the skater will determine the number of three-turns skated. This move may start on either foot.

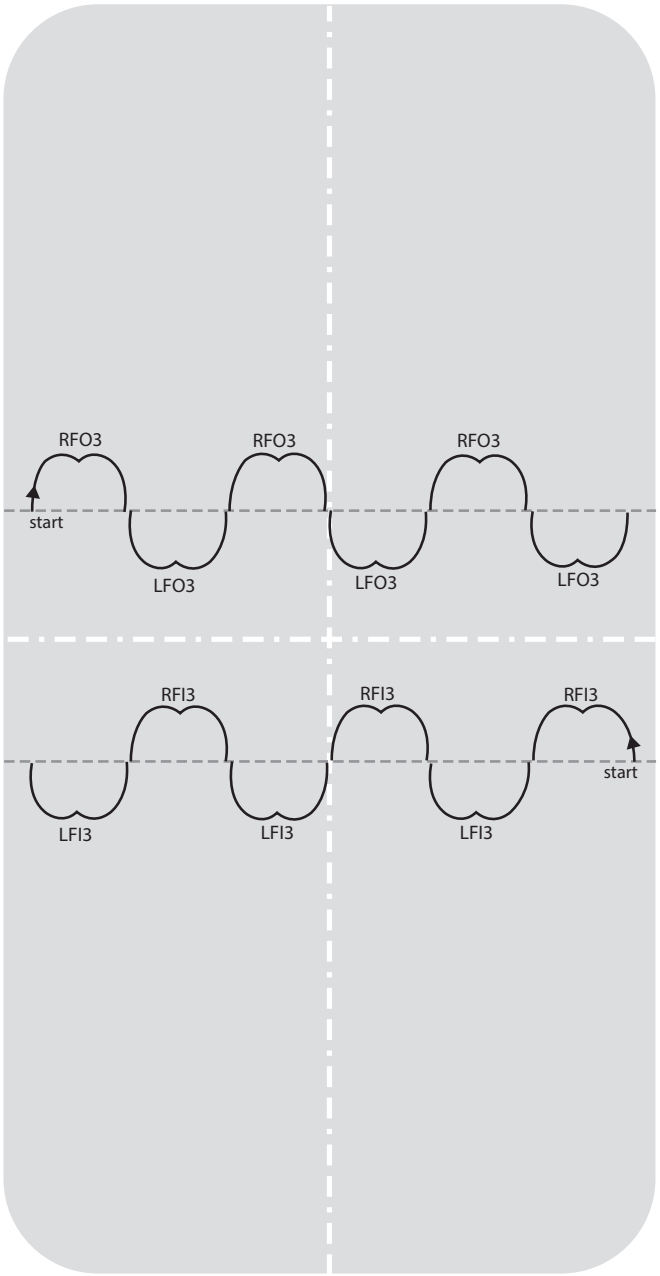

Adaptive Skating Silver 1

Forward and Backward Perimeter Power Stroking

The skater will perform four alternating forward crossovers separated by strong forward inside edge transitions. The end pattern consists of two forward crossovers followed by a LFO open stroke; then a RFI open C step followed by one or two backward crossovers. All end pattern steps should be performed with an even cadence except the LFO open stroke, which should be held for two counts. The second side of the pattern resumes with four backward crossovers separated by two-foot transitions, also known as a power push. Skaters should take care to perform the transitions on two solid inside edges. The second end pattern consists of three to five backward crossovers. Introductory steps are optional.

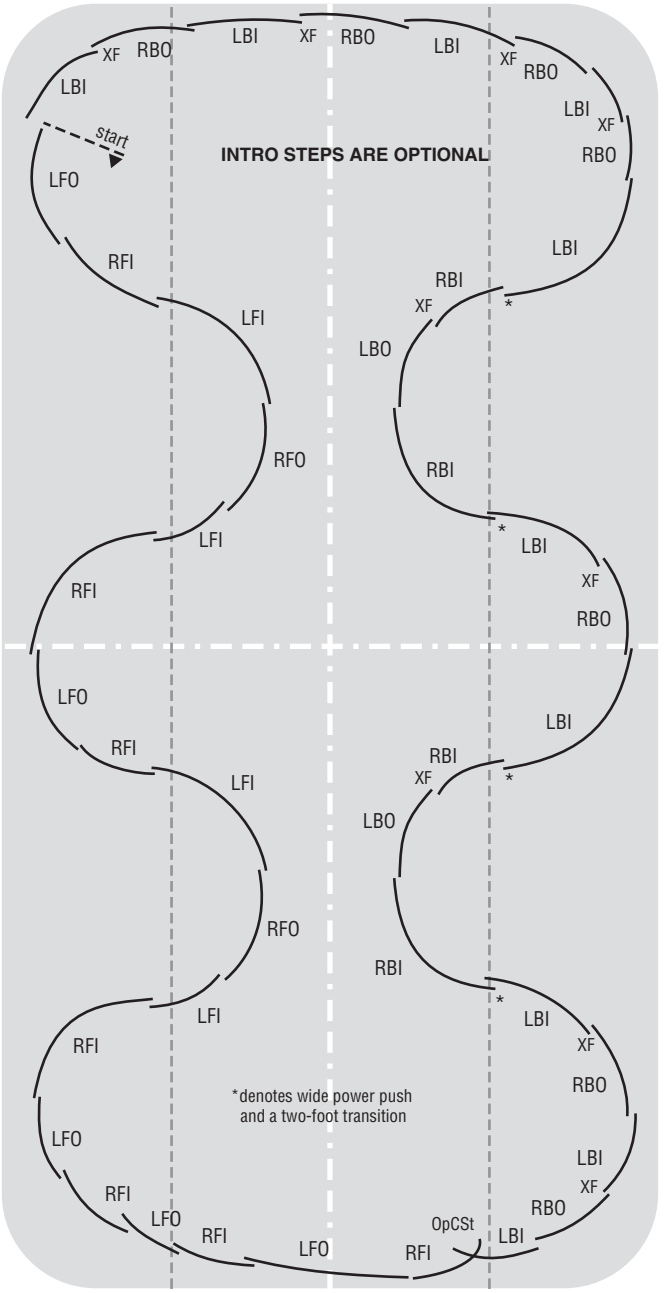

Adaptive Skating Silver 2

Five-Step C Step Sequence

The skater will perform alternating forward inside C steps, skated in consecutive half circles. Each series consists of a five-step sequence. The skater will skate one length of the ice with four or five lobes. Introductory steps are optional.

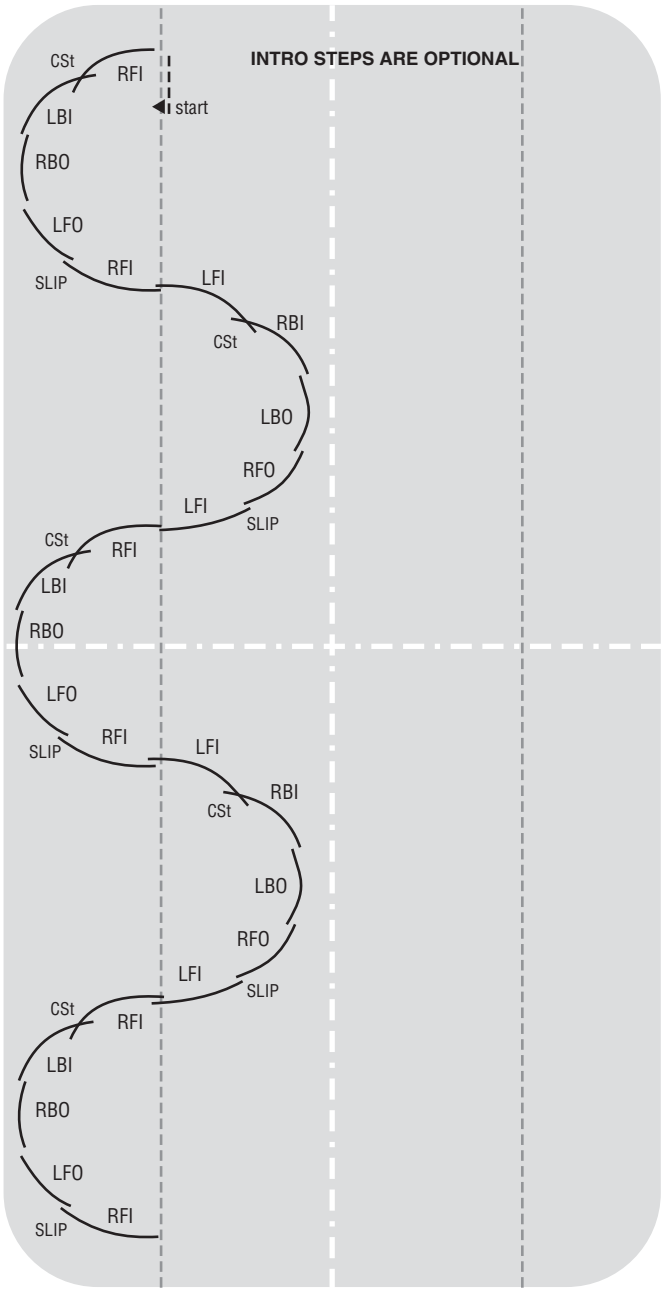

Forward Circle Eight

The skater will push from a standing start onto a forward outside edge and complete one forward outside figure eight. Upon returning to center at the completion of the second circle, the skater will perform a forward inside figure eight by pushing onto a forward inside edge, thereby repeating the previously skated circle. The circles should be equal in size with each circle approximately three times the skater's height. The skater may mark the center. This move may start on either foot.

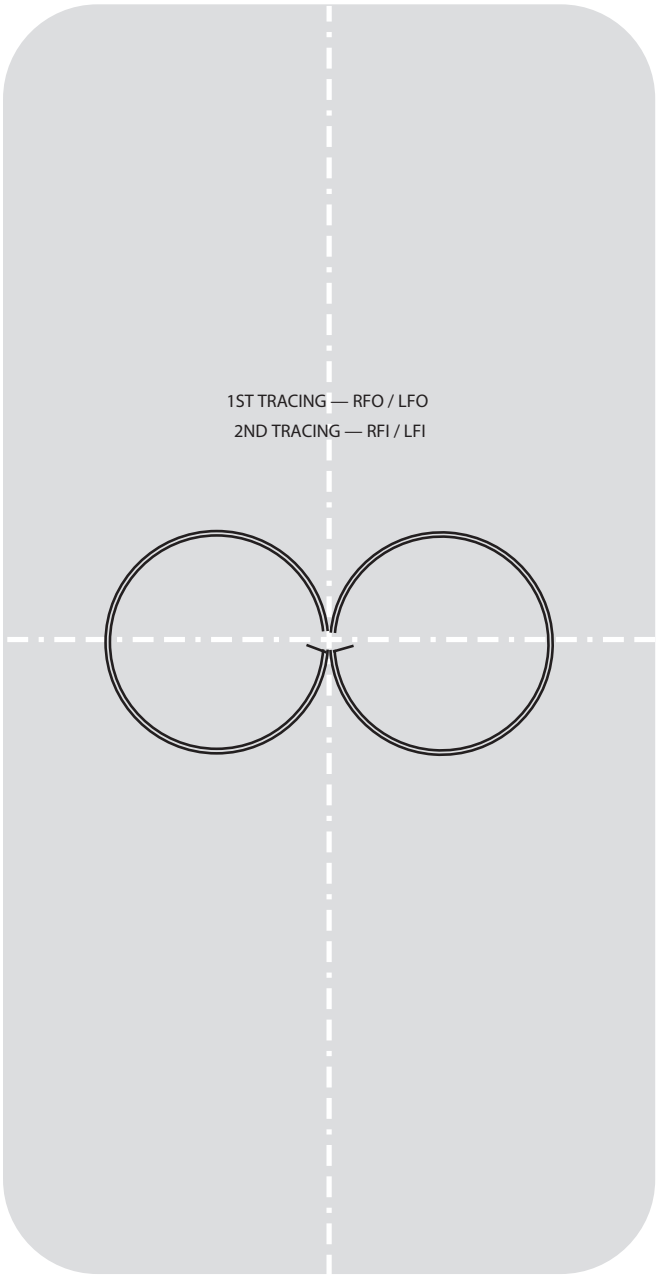

Adaptive Skating Silver 4

Circular Sequence

The skater will perform a left forward crossover, to a left forward outside edge, to a right forward inside C step, to a right back crossover, to a right forward inside edge. The step sequence must be repeated twice and performed left and right. Introductory steps are optional. This move may start in either direction.

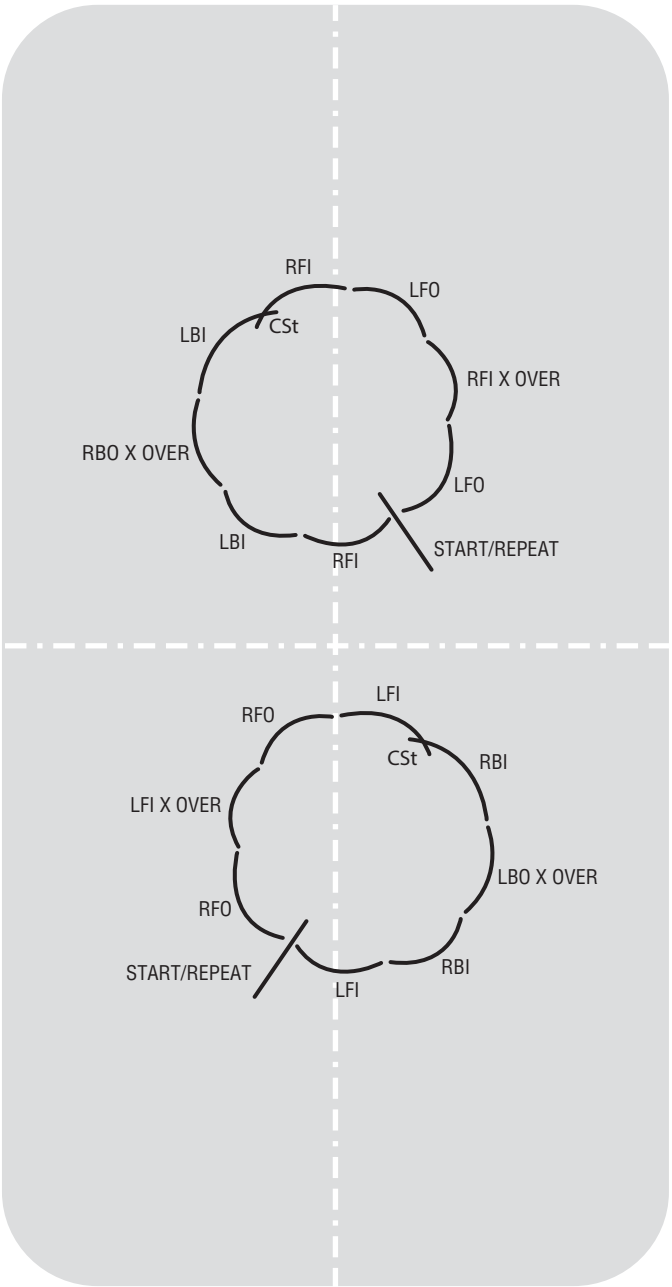

Adaptive Skating Silver 5

Waltz Three-Step Sequence

The skater will perform this move in a figure eight pattern. A two-step introduction may be added. The skater will perform a right forward outside three-turn to a left back outside edge, to a right forward outside three-turn to a left back outside edge, to a right forward outside three-turn to a left back outside edge, to a step forward to right forward outside edge and glide on two feet back to center. The skater will then perform a left forward outside three-turn to a right back outside edge, to a left forward outside three-turn to a right back outside edge, to a left forward outside three-turn to a right back outside edge, to a step forward to a left forward outside edge and glide on two feet back to center. A minimum of three, three-turn/back edge sequences per circle must be performed.

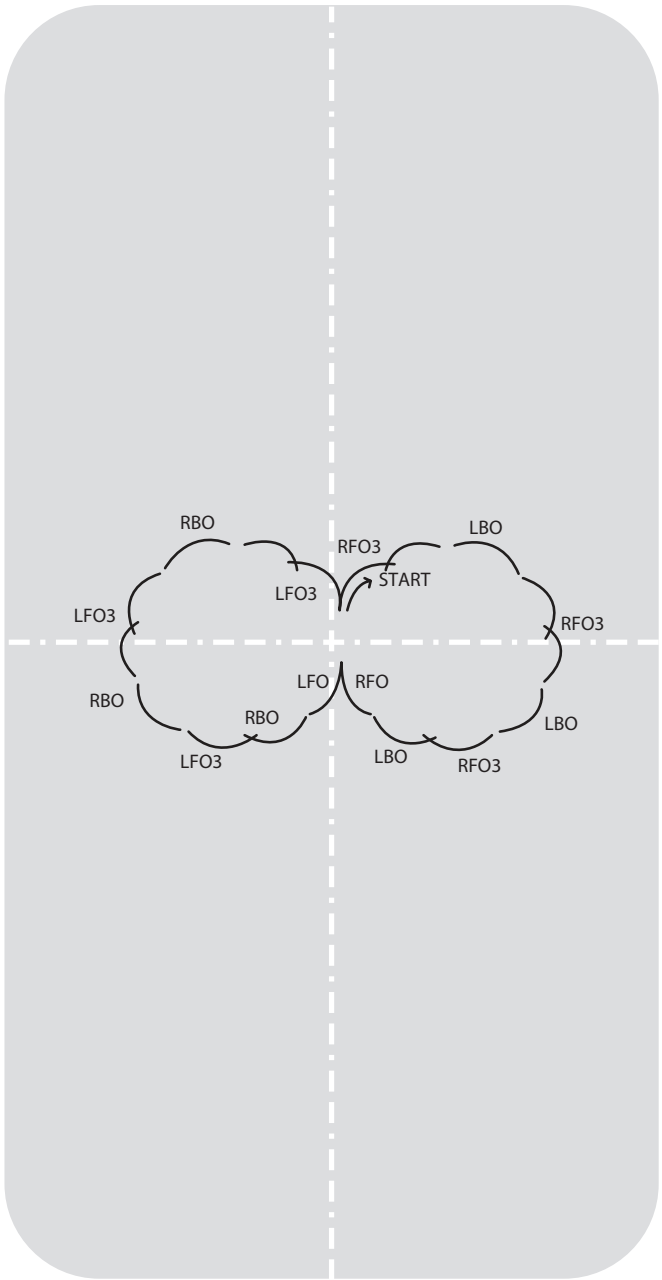

Adaptive Skating Gold 1

Eight-Step C Step Sequence

The skater will perform two eight-step C step sequences counterclockwise. The step order is: Forward crossover into a left forward outside C step, followed by left back inside, right back outside, left back inside cross forward and right forward inside. The skater should maintain a march cadence (one beat per step). Between the circles is a two-beat left foot transition. The sequence is then repeated twice in the opposite direction. Introductory steps are optional. This move may start on either foot.

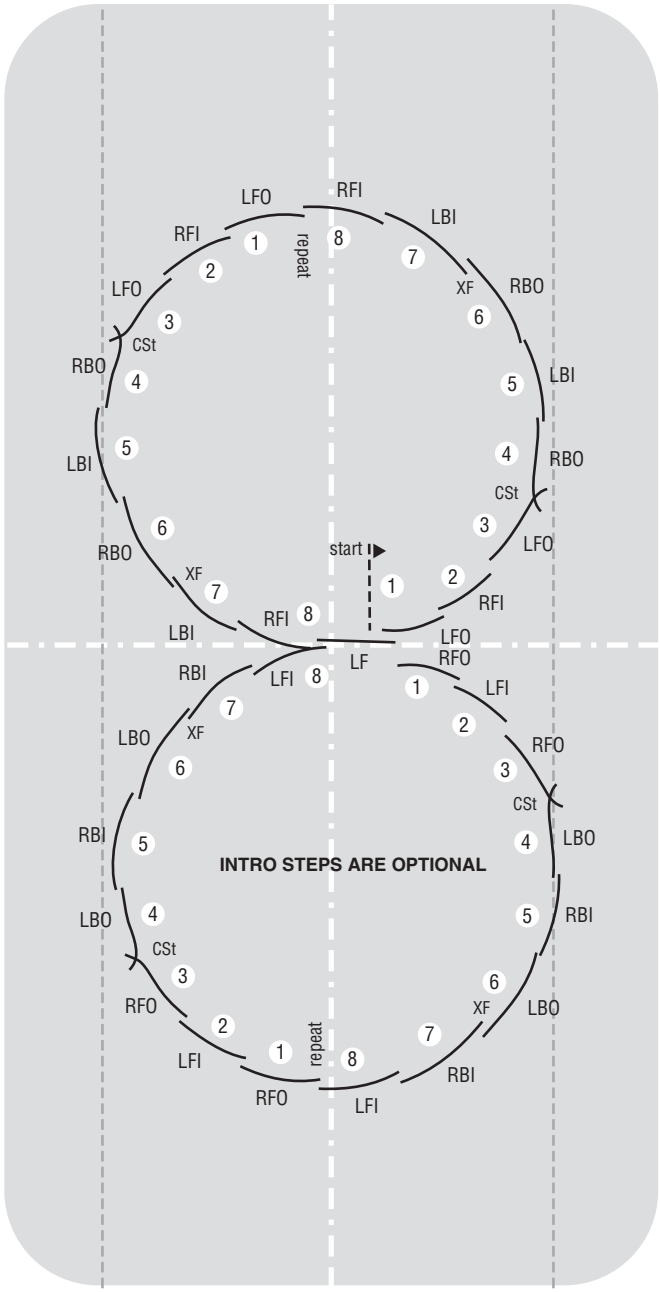

Adaptive Skating Gold 2

Forward and Backward Free Skate Cross Strokes

The skater will perform free skate cross strokes the length of the ice surface. Forward cross strokes will be skated for one length of the rink and backward cross strokes skated for the second length of the rink. Introductory steps and end patterns are optional. This move may start on either foot.

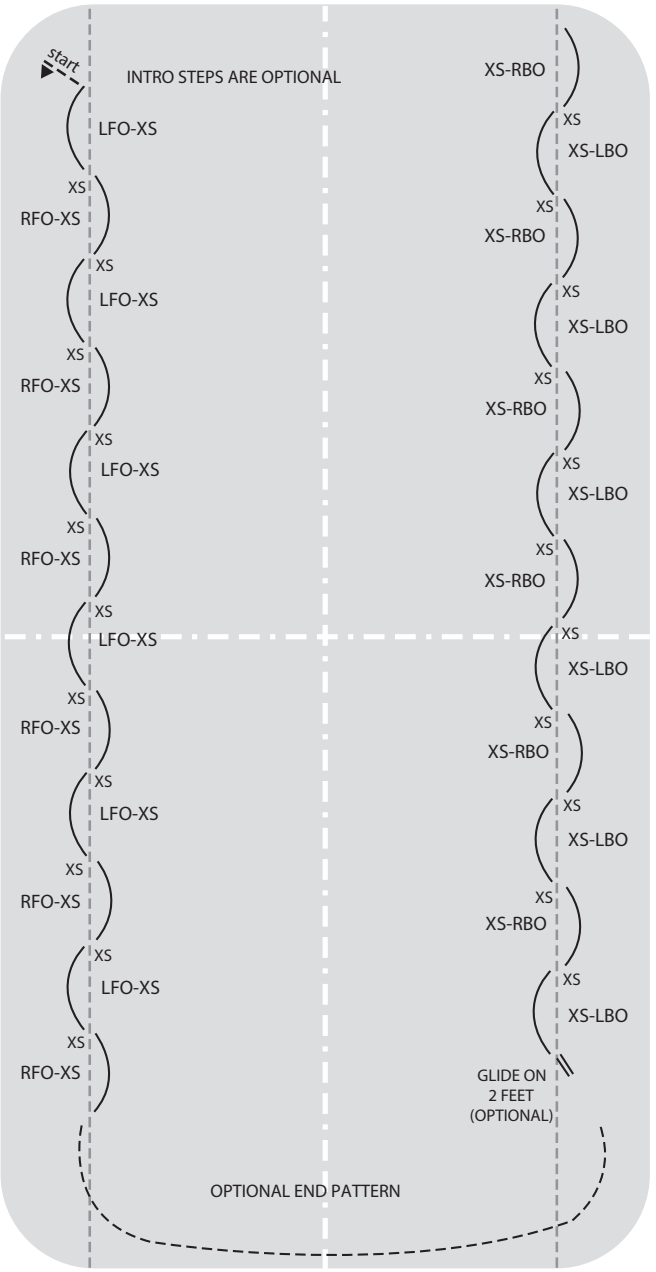

Adaptive Skating Gold 3

Alternating Right Forward Changes of Edge and Left Forward Three-Turns

The skater will perform a right forward outside to inside change of edge into left forward inside three-turn, followed by a right forward inside to outside change of edge into left forward outside three-turn. This move will be performed down the length of the rink, in sequence. A maximum of four introductory steps may be used.

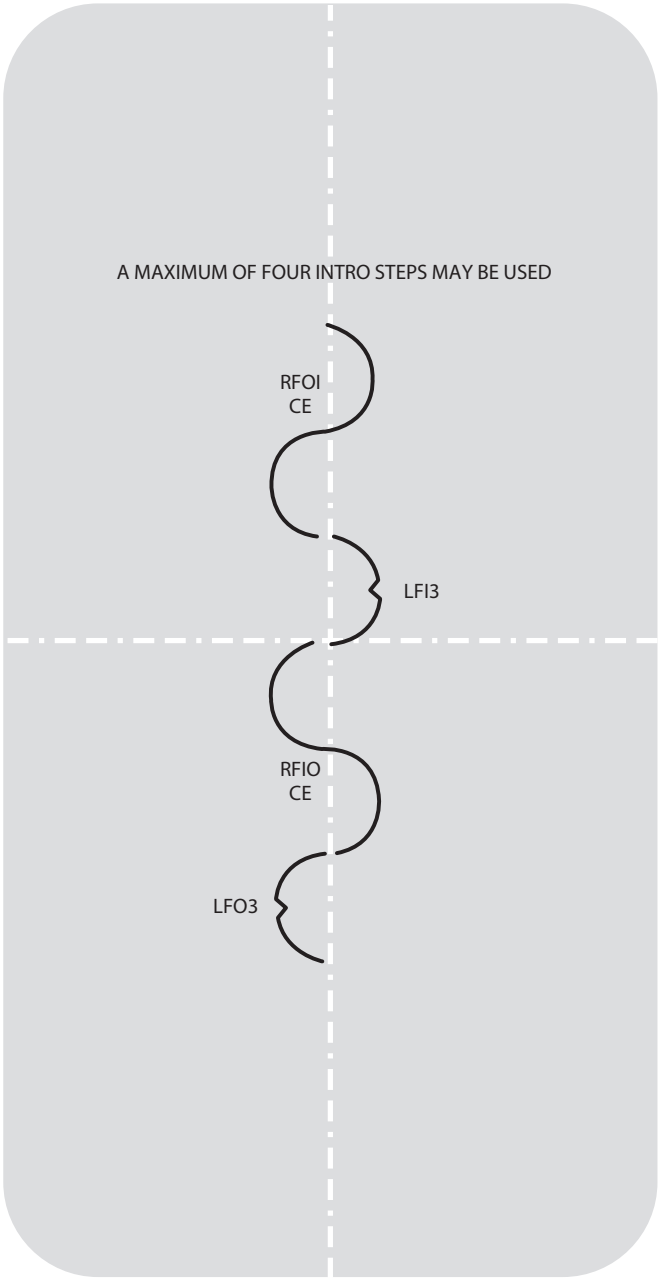

Adaptive Skating Gold 4

Alternating Left Forward Changes of Edge and Right Forward Three-Turns

The skater will perform a left forward outside to inside change of edge into right forward inside three-turn, followed by a left forward inside to outside change of edge into right forward outside three-turn. This move will be performed down the length of the rink, in sequence. A maximum of four introductory steps may be used.

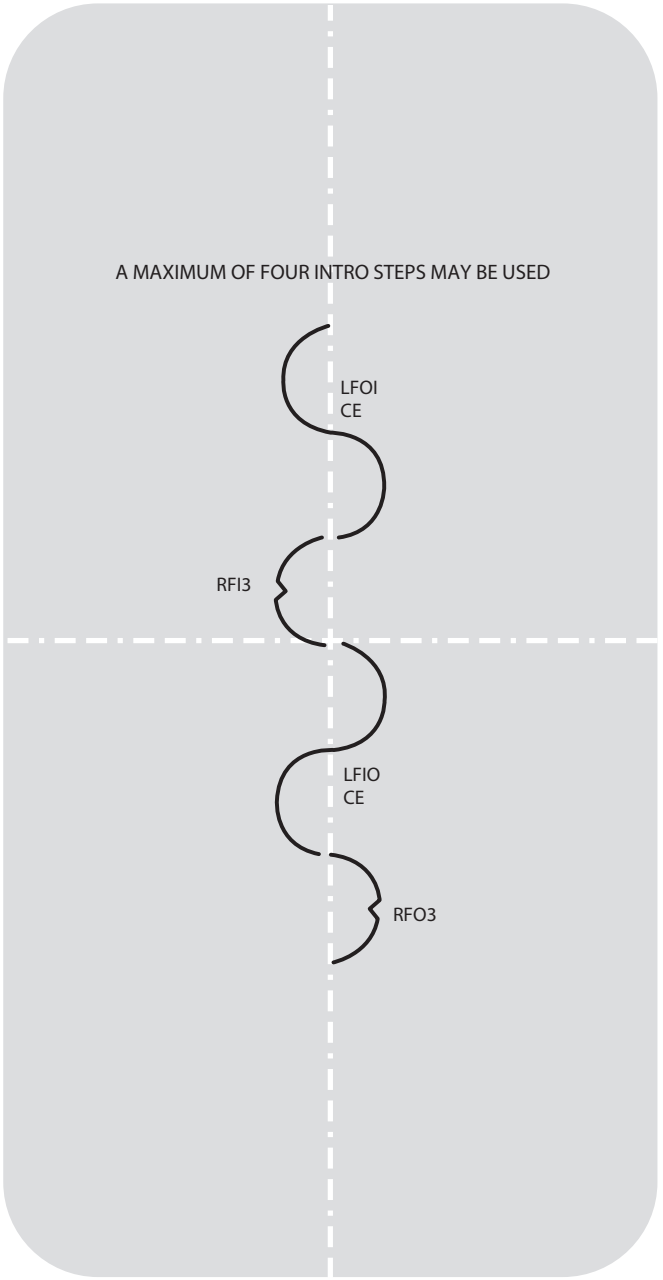

Adaptive Skating Gold 5

Alternating Backward Crossovers to Backward Outside Edges

The skater will perform alternating backward crossovers to backward outside edges in consecutive half circles for one length of the rink. Four or five lobes should be skated. Introductory steps are optional.

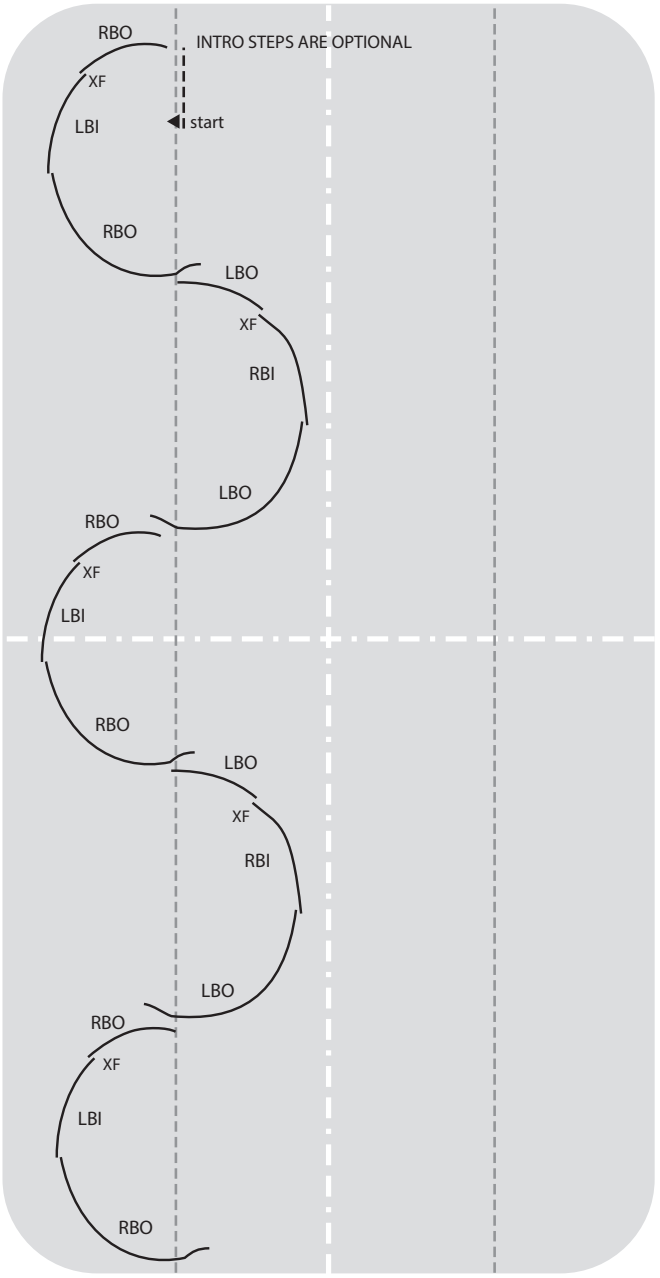

Adaptive Skating Gold 6

Backward Circle Eight

The skater will push from a standing start onto a backward outside edge and complete one backward outside figure eight. Upon returning to center at the completion of the second circle, the skater will perform a backward inside figure eight by pushing onto a backward inside edge, thereby repeating the previously skated circle. The circles should be equal in size with each circle approximately three times the skater's height. The skater may mark the center. This move may start on either foot.

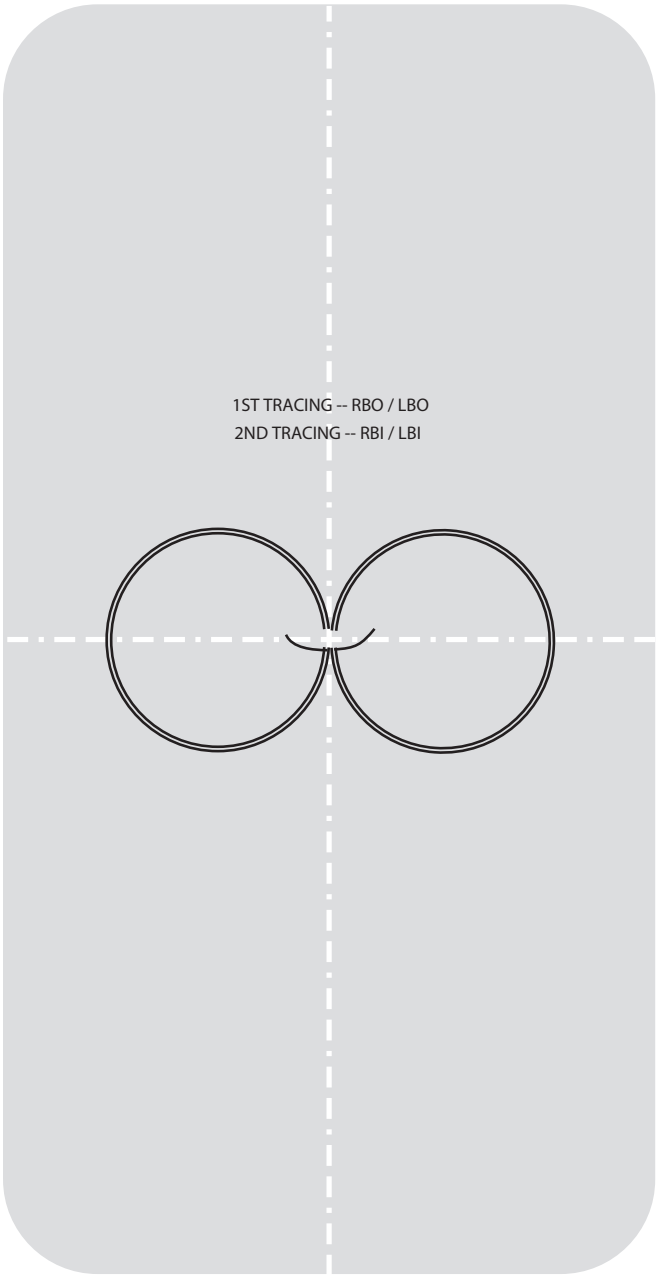

Pattern Dance Diagrams

Table of Contents for Pattern Dance Diagrams

DD 1.00 ...General Dance-2
DD 2.00 ... Abbreviations (Refer also to Glossary of Dance Terms in Bylaws and Rules) Dance-3
Timing of Dance Patterns Using ISU Music+ (Revised 5/20/2008) Dance-4

Preliminary Pattern Dances

Dutch Waltz Dance-5
Tango Canasta Dance-7
Rhythm Blues Dance-9

Pre-Bronze Pattern Dances

Swing Dance Dance-11
Cha Cha Dance-13
Tango Fiesta Dance-15

Bronze Pattern Dances

Hickory Hoedown Dance-17
Willow Waltz Dance-19
Ten-Fox Dance-21

Pre-Silver Pattern Dances

Fourteenstep Dance-23
European Waltz Dance-26
Foxtrot Dance-29

Silver Pattern Dances

American Waltz Dance-32
Tango Dance-35
Rocker Foxtrot Dance-38

Pre-Gold Pattern Dances

Kilian Dance-41
Blues Dance-44
Paso Doble Dance-47
Starlight Waltz Dance-51

Gold Pattern Dances

Viennese Waltz Dance-55
Westminster Waltz Dance-59
Quickstep Dance-63
Argentine Tango Dance-66

International Pattern Dances

Austrian Waltz Dance-70
Cha Cha Congelado Dance-75
Finnstep Dance-79
Golden Waltz Dance-85
Midnight Blues Dance-91
Ravensburger Waltz Dance-96
Rhumba Dance-100
Silver Samba Dance-103
Tango Romantica Dance-107
Tea-Time Foxtrot Dance-112
Yankee Polka Dance-119

Dance Diagrams and Descriptions

DD 1.00 General

DD 1.01 The dance diagrams show for each dance the description and sequence of steps, their relation to the music, their relation to the longitudinal, continuous and transverse axes (rule 8101) and the partner positions. These relationships should be maintained as closely as possible for proper dance expression and execution.

DD 1.02 The diagrams are drawn with constant radii for each individual lobe centerline and with the length of tracing for each step in constant proportion to the total length of pattern centerline, the total number of steps in the pattern and the number of beats of music designated for each step (e.g. the length of tracing for a four-beat step is shown twice as long as a two-beat step, four times as long as a one-beat step, etc.). This latter relationship ideally assumes that the dancer travels along the pattern centerline at a constant speed.

DD 1.03 The diagrams show as clearly as possible the direction and curvature of each edge as well as their relationship on the ice. Although the dances should be skated with strong edges and as much expression as possible, dancers should be careful to retain the prescribed relationship of edges to the axes. However, the curvature and the length of tracings are not to be taken too literally, and the actual skating of the dance in these respects may diverge somewhat from the printed diagram (e.g. the dancer in accelerating during power strokes and decelerating during other steps where no impetus is gained may thereby increase or decrease the length of tracing and the radii of the lobes respectively). The permissible divergence does not include skating the curvatures and length of steps in such a manner that the pattern and the lobes are distorted or that some edges become flats or nearly flats.

DD 1.04 The duration of each step, in number of beats, is shown by the numbers placed alongside the inside of the tracing of each step. For steps containing one-foot turns, the number of beats before and after the turn are shown rather than the total number of beats of the step (e.g. Rocker Foxtrot, 1 + 3 for a four-beat step with a rocker on beat two).

DD 1.05 The steps for each dance are numbered on the diagrams, for easy reference, beginning with the first step of the dance (e.g. 1-LFO, 2-RFI, etc.).

DD 1.06 All steps are open strokes (rule 8104 (G)) unless specifically indicated otherwise.

DD 1.07 The notation "SC" indicates that a slight change of edge (or rock-over) should be made at the end of one edge to facilitate the take off of the following edge. This slight change of edge should not be confused with the definite change of edge called for in some of the dances (e.g. Step 8 of the Tango Fiesta), since it is merely a rock-over of the skate blade to an inside edge which is made after the free foot has been drawn down beside the skating foot for the take off of the next step.

DD 1.08 The diagrams for the international dances correspond generally to those contained in the ISU regulations. However, since some slight differences may exist, dancers planning to take ISU tests or to compete in international competitions should refer to the current ISU regulations.

DD 1.09 The Fourteenstep pattern, when skated in a dance session where more than four couples are dancing at the same time and the rink size permits, should be lengthened by including Steps 1 to 4 twice along the side of the rink; thus, the number of steps in the pattern is increased from 14 to 18. See also 6078 (B).

DD 1.10 See Dance Glossary for definitions of axes, lobe, pattern, dance positions, steps, turns and requirements for introductory steps.

DD 1.11 See Dance Music section for timing of dance patterns and definitions of music terms.

DD 1.12 See DD 2.00 for lists of abbreviations and their meanings.

DD 1.13 Dance descriptions specify for each dance: The music, tempo, pattern timing, pattern requirement, test category, if an international dance, the inventors, where first performed, the character of the dance and special details and requirements. The descriptions complement the diagrams and should be studied in conjunction with them to fully understand all requirements including those for interpretation and expression.

DD 1.14 For the European Waltz and the American Waltz for tests only, the skater may begin the dance on the short axis of the rink. For competitions, the dance must begin with Step 1.

DD 2.00 Abbreviations (Refer also to Glossary of Dance Terms in Bylaws and Rules)

Code	Meaning
3	Three-turn
Alt. O.S.	Alternating Outside position
B	Back (Backward) — direction of travel
B	Behind — relationship of one foot to the other
BK	Bend Knee
BKWD	Backward — direction of free leg/foot
Br	Bracket
CE	Change Edge
Ch	Chassé
SSt	S step
cl	closed
cl SSt	closed S step
clCSt	closed C step
CR	cross Roll
Ctr	Counter
Dbl	Double
DD	Dance Diagram/Description
swCSt	swing C step
F	Forward — direction of travel
F	(in) Front — relationship of one foot to the other
Ft.	Foot
FWD	Forward — direction of free leg/foot
I	inside edge
L	Left (foot)
CSt	C step
O	Outside edge
op	open
opSSt	open S step
opCSt	open C step
opS	open stroke
Opt	Optional
ov	over
Part. O.S.	Partial Outside position
pr	Progressive
Q	Quick
QclSSt	Quick closed S step
QclCSt	Quick closed C step
qcs	Quick Cross Over Slip
QopSSt	Quick open S step
QopCSt	Quick open C step
R	Right (foot)
R	Roll — used in combination of abbreviations designating Movements
Rev. Kilian	Reversed Kilian position
Rev. O.S	Reversed Outside position
Rk/Roc	Rocker
Run	see rule 8104 (G)
S	Stroke
SC	Slight Change of edge
Seq	Sequence of steps
sl	slide
slCh	slide Chassé
SR	Swing Roll
sw	swing
swSSt	swing S step
swclSSt	swing closed S step
swclCSt	swing closed C step
swCtr	swing Counter
swopSSt	swing open S step
swopCSt	swing open C step
swRk/Roc	swing Rocker
Twz	Twizzle
Wtz 3	Waltz Three-turn
X	cross
XB	cross step Behind
XBCh	cross step Behind Chassé
XCh	cross Chassé
XF	cross step in Front
XFCh	cross step in Front Chassé
XopSSt	crossed open S step
XS	cross Stroke
XslCh	cross slide Chassé
XSR	cross Swing Roll
XswSSt	cross swing S step
XswCSt	cross swing C step

Combination Examples

RFO	Right Forward Outside edge
LBI	Left Back Inside edge
RFOI	Right Forward Outside Edge Change to Inside Edge
LFI-slCh	Left Forward Inside Edge Slide Chassé
RBO-XFCh	Right Back Outside Edge Cross Step in Front Chassé
Opt.-slCh	Optional — Slide Chassé
Qsw opCSt	Quick Swing Open C step

Timing of Dance Patterns Using ISU Music[+] (Revised 8/11/2026)										
Dance	**Tempo**		**Competition Intro**		**Pattern Time**					
	Beat/ Min	**Meas/ Min**	**Beat**	**Secs**	**1**	**2**	**3**	**4**	**5**	**6**
Dutch Waltz	138	46 (3/4)	24	10.4	:21	:42	1:03	1:23		
Tango Canasta	104	26 (4/4)	32	18.5	:16	:32	:48	1.05		
Rhythm Blues	88	22 (4/4)	16	10.9	:22	:44	1:05	1:27		
Swing Dance	96	24 (4/4)	16	10.0	:40	1:20	2:00	2:40		
Cha Cha	100	25 (4/4)	32	19.2	:19	:38	:58	1:17		
Tango Fiesta	108	27 (4/4)	32	17.8	:18	:36	:53	1:11		
Hickory Hoedown	104	26 (4/4)	32	18.5	:23	:46	1:09	1:32		
Willow Waltz	138	46 (3/4)	24	10.4	:23	:47	1:10	1:34		
Ten-Fox	100	25 (4/4)	32	19.2	:19	:38	:58	1:17		
Fourteenstep*	112	28 (4/4) 56 (2/4)	32	17.1	:11	:21	:32	:43		
European Waltz*	135	45 (3/4)	24	10.7	:24	:48	1:12	1:36		
Foxtrot	100	25 (4/4)	32	19.2	:17	:34	:50	1:07		
American Waltz	198	33 (6/8)	48	14.6	:29	:58	1:27	1:56		
Tango	108	27 (4/4)	32	17.8	:29	:58	1:27	1:56		
Rocker Foxtrot	104	26 (4/4)	32	18.5	:16	:32	:48	1:05		
Kilian	116	29 (4/4) 58 (2/4)	32	16.5	:08	:17	:25	:33	:41	:50
Blues	88	22 (4/4)	32	21.8	:25	:49	1:14	1:38		
Paso Doble	112	28 (4/4) 56 (2/4)	32	17.1	:17	:34	:51	1:09		
Starlight Waltz	174	29 (6/8)	48	16.6	:35	1:10	1:46	2:21		
Viennese Waltz	156	26 (6/8)	48	18.4	:23	:46	1:09	1:32		
Westminster Waltz	162	27 (6/8)	48	17.8	:29	:58	1:27	1:56		
Quickstep	112	28 (4/4) 56 (2/4)	32	17.1	:15	:30	:45	1:00		
Argentine Tango	96	24 (4/4)	32	20.0	:35	1:10	1:45	2:20		
Rhumba	176	44 (4/4)	32	10.9	:15	:30	:45	1:00		
Austrian Waltz	180	30 (6/8)	48	16.0	:49	1:38	2:27	3:16		
Cha Cha Congelado	116	29 (4/4)	32	16.5	:33	1:07	1:40	2:13		
Yankee Polka	120	30 (4/4) 60 (2/4)	32	16.0	:32	1:04	1:36	2:08		
Ravensburger Waltz	198	33 (6/8)	48	14.6	:29	:58	1:27	1:56		
Tango Romantica	112	28 (4/4)	32	17.1	:51	1:43	2:34	3:26		
Tea-Time Foxtrot	108	27 (4/4)	32	17.8	:58					
Silver Samba	108	27 (4/4)	32	17.8	:29	:59	1:28	1:57		
Golden Waltz	186	31 (6/8)	48	15.4	:58	1:56	2:54	3:52		
Midnight Blues	88	22 (4/4)	32	21.8	:49	1:38				
Finnstep	104	52 (2/4)	32	18.5	:38	1:16	1:54			

***** Standard Competition Pattern

[+]The Skater's Choice Pattern Dance Timing Chart is published on usfigureskating.org.

DUTCH WALTZ

MUSIC RHYTHM: Waltz 3/4
TEMPO: 46 three-beat measures per minute; 138 beats per minute

ISU MUSIC INTRODUCTION: 24 beats, 10.4 seconds

PATTERN-TIMING: 1 = :21; 2 = :42; 3 = 1:03; 4 = 1:23

DURATION: Test 2 = :42
Competition (with key points) 3 = 1:03
Competition (no key points) 2 = :42
Adult Competition 2 = :42

SKATER'S CHOICE TIMING: See Skater's Choice Pattern Dance Timing Chart on usfigureskating.org

PATTERN: Set

TEST: Preliminary

The Dutch Waltz is skated in Kilian position, and both partners skate the same steps. The dance is skated to slow, deliberate waltz music and consists mostly of progressive sequences and long swing rolls. This is an easy dance for beginners consisting of forward edges only, and allows skaters to devote their attention to the dance steps in relation to the musical rhythm of the waltz.

Special attention should be given to the number of beats for each step in the progressive sequences in order to express the waltz rhythm of 2-1-3.

Erect, natural body position, good carriage and easy flow without too much effort are desired in the dance. The partners should strive for unison of free leg swings and for soft knee action in time with music.

INVENTOR: George Muller

FIRST PERFORMED: Broadmoor Ice Palace, Colorado Springs, Colo., 1948

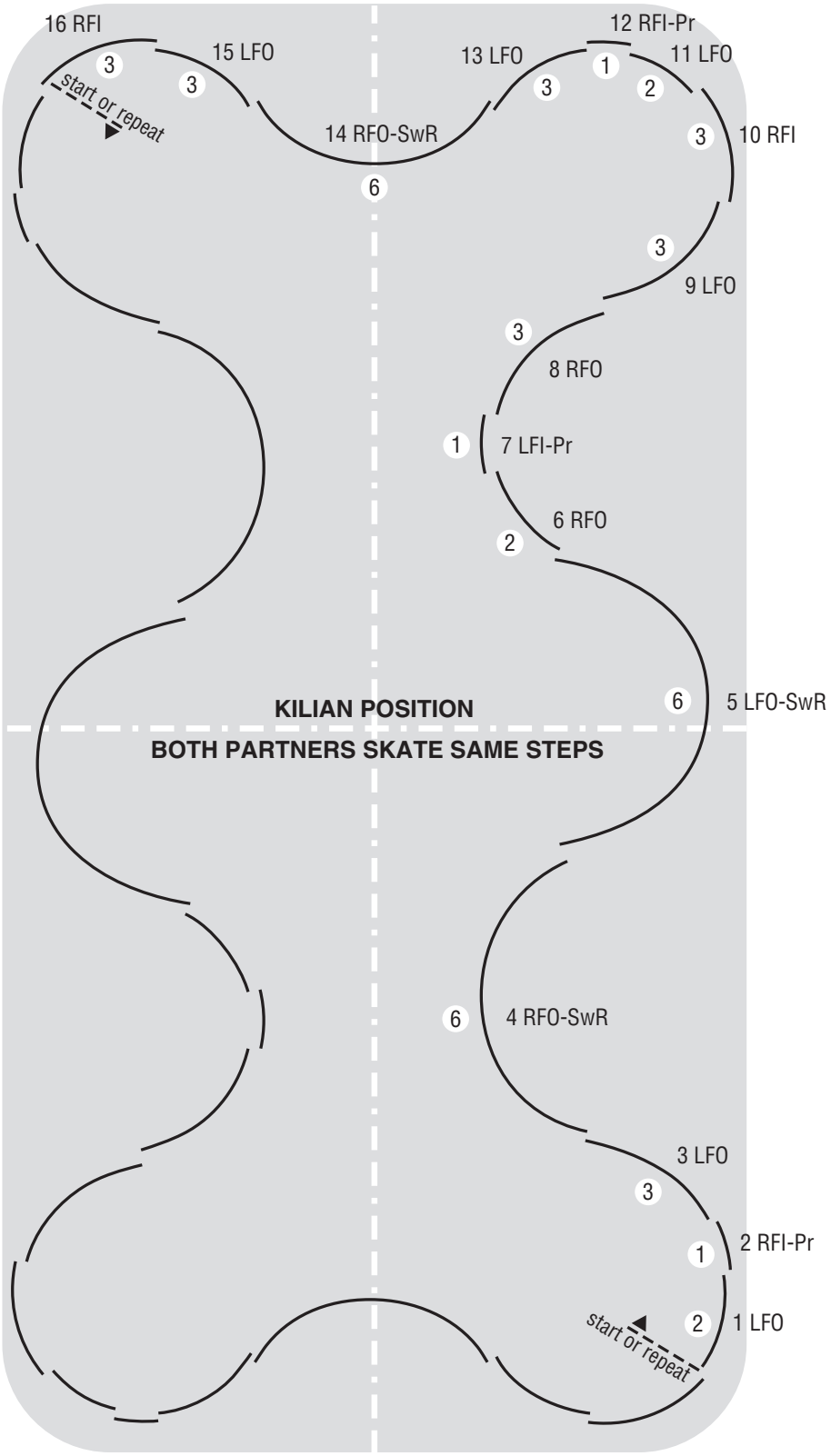
16 RFI
15 LFO
13 LFO
12 RFI-Pr
11 LFO
start or repeat
14 RFO-SwR
10 RFI
9 LFO
8 RFO
7 LFI-Pr
6 RFO
KILIAN POSITION
BOTH PARTNERS SKATE SAME STEPS
5 LFO-SwR
4 RFO-SwR
3 LFO
2 RFI-Pr
start or repeat
1 LFO

TANGO CANASTA

MUSIC RHYTHM:	Tango 4/4
TEMPO:	26 four-beat measures per minute; 104 beats per minute
ISU MUSIC INTRODUCTION:	32 beats, 18.5 seconds
PATTERN-TIMING:	1 = :16; 2 = :32; 3 = :48; 4 = 1:05
DURATION:	Test 2 = :32 Competition 3 = :48 Adult Competition 2 = :32
SKATER'S CHOICE TIMING:	See Skater's Choice Pattern Dance Timing Chart on usfigureskating.org
PATTERN:	Set
TEST:	Preliminary

The Tango Canasta is skated in Reversed Kilian position, and both partners skate the same steps. It is a dance consisting of forward edges only and introduces the tango rhythm to skaters at the preliminary test level.

Particular attention should be given to the skating of the chassé at Step 4, and the two slide chassés at Steps 7 and 10. The use of appropriate knee action on the slide chassés can help in expressing the tango rhythm.

Note that Step 14 may be started, optionally, with a cross stroke. A stroking action by the left foot should be evident and a toe push is to be avoided.

Neat footwork, good edges, tango expression, extension and good carriage should be maintained throughout the dance.

INVENTOR: James B. Francis

FIRST PERFORMED: The University Skating Club, Toronto, Canada, 1951

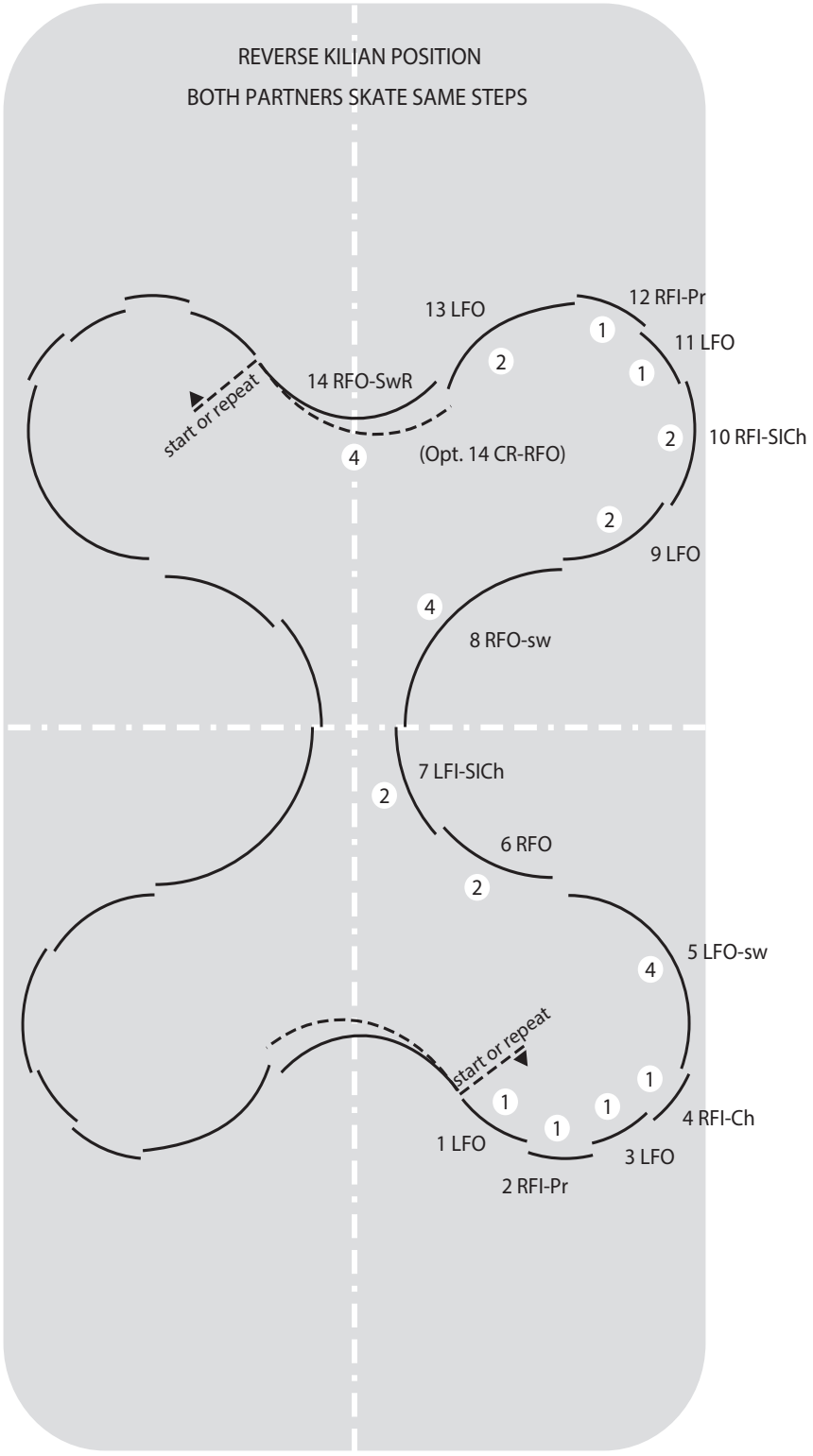
REVERSE KILIAN POSITION
BOTH PARTNERS SKATE SAME STEPS
13 LFO
12 RFI-Pr
11 LFO
14 RFO-SwR
start or repeat
(Opt. 14 CR-RFO)
10 RFI-SICh
9 LFO
8 RFO-sw
7 LFI-SICh
6 RFO
5 LFO-sw
start or repeat
4 RFI-Ch
1 LFO
3 LFO
2 RFI-Pr

RHYTHM BLUES

MUSIC RHYTHM: Blues 4/4
TEMPO: 22 four-beat measures per minute; 88 beats per minute

ISU MUSIC INTRODUCTION: 16 beats, 10.9 seconds

PATTERN-TIMING: 1 = :22; 2 = :44; 3 = 1:05; 4 = 1:27

DURATION: Test 2 = :44
Competition 3 = 1:05
Adult Competition 2 = :44

SKATER'S CHOICE TIMING: See Skater's Choice Pattern Dance Timing Chart on usfigureskating.org

PATTERN: Set

TEST: Preliminary

The Rhythm Blues is skated in Kilian position, and both partners skate the same steps. A slow tempo and forward skating make this dance appear deceptively simple. However, correct timing, pattern and proper expression are required to make the dance pleasing to watch. Attention to depth of edges and proper curvature of lobes is essential. Care must also be taken to fully complete lobes on the correct edge. Partners must utilize knee bends and free leg extensions for blues interpretation, as well as smooth, flowing movement.

Skated in Kilian position throughout, the dance begins with a progressive sequence and outside swing roll. Timing becomes more intricate with Steps 5 to 10. Step 5 must be held for two full beats as it begins a "promenade" sequence similar to that before the S step in the pre-gold Blues. Steps 6 and 7 are each one beat, Step 8 is two beats and Steps 9 and 10 are forward inside swing rolls each beginning on beat three of the bar. These swing rolls allow for blues expression and require well-timed free leg swings. Strong progressive strokes, Steps 11 to 13, are needed to maintain speed through the cross behinds, so there is no struggle to regain speed on the repeat. The XBs, which complete the dance, must be crisp and precise, accompanied by soft knee action and a rounded end pattern. Note that the XB-LFO on Step 15 is optional. Step 15 may be skated as an open stroke.

INVENTOR: Robert Craigin

HISTORY: Originally a roller skating dance, the Rhythm Blues was originally selected for the pre-bronze dance test in 1988 after being suggested by Bette Wilson of the Utah FSC.

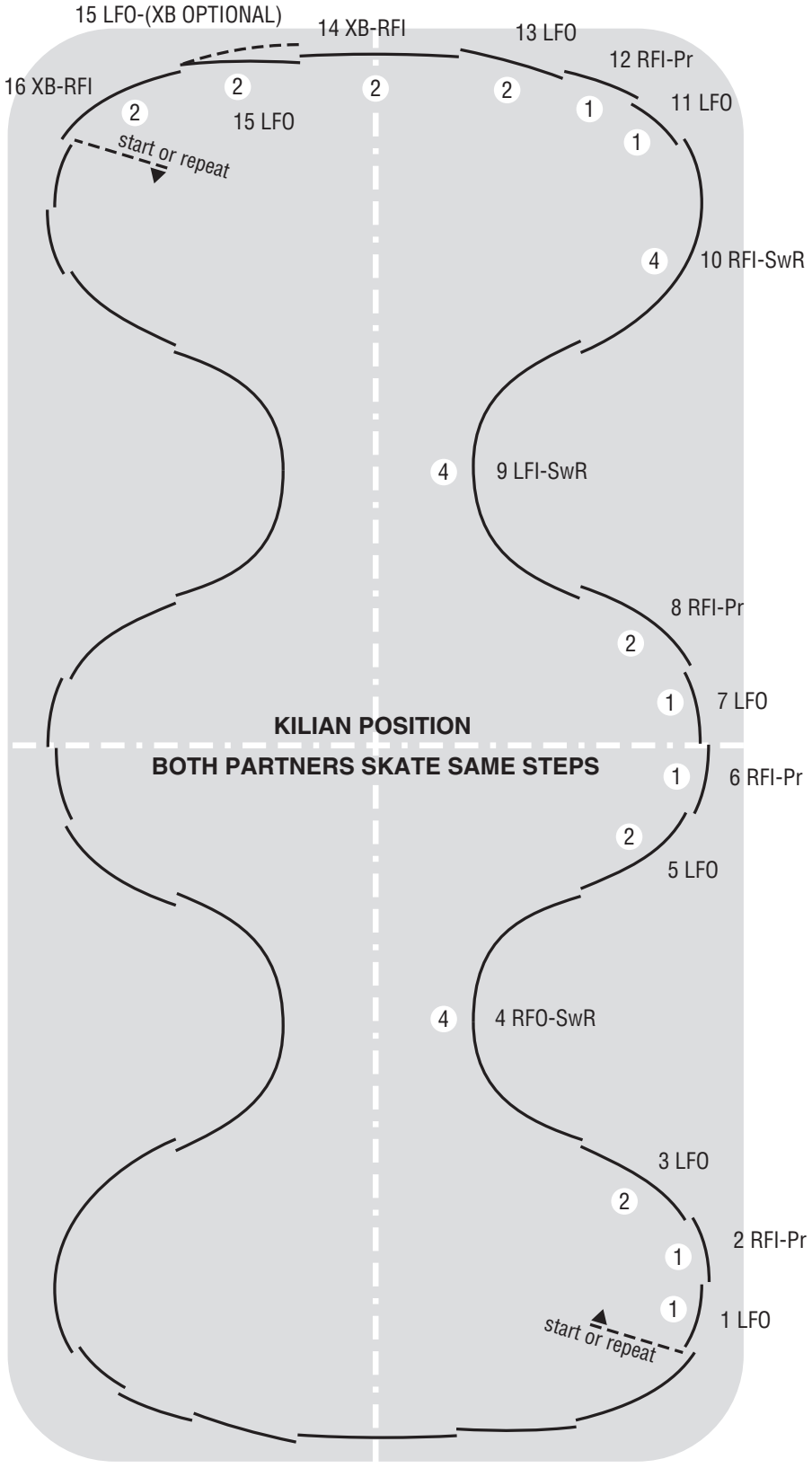
15 LFO-(XB OPTIONAL)
14 XB-RFI
13 LFO
12 RFI-Pr
16 XB-RFI
11 LFO
15 LFO
start or repeat
10 RFI-SwR
9 LFI-SwR
8 RFI-Pr
7 LFO
KILIAN POSITION
BOTH PARTNERS SKATE SAME STEPS
6 RFI-Pr
5 LFO
4 RFO-SwR
3 LFO
2 RFI-Pr
1 LFO
start or repeat

SWING DANCE

MUSIC RHYTHM: Foxtrot 4/4 or Schottische 2/4
TEMPO: 24 four-beat measures per minute; 96 beats per minute

ISU MUSIC INTRODUCTION: 16 beats, 10 seconds

PATTERN-TIMING: 1 = :40; 2 = 1:20; 3 = 2:00; 4 = 2:40

DURATION: Test 2 = 1:20
Competition 2 = 1:20
Adult Competition 2 = 1:20

SKATER'S CHOICE TIMING: See Skater's Choice Pattern Dance Timing Chart on usfigureskating.org

PATTERN: Set

TEST: Pre-bronze

This dance introduces beginning dancers to a fourth basic rhythm and presents a relaxed method of changing from forward to backward skating. It requires the lead partner to learn to lead and the follow partner to follow while skating backward as well as forward.

While the dance diagram shows correct curvature of edges and lobes, such depth of curvature should not be expected from a skater at this level. It does, however, present a goal toward which the skater should aim.

It should be noted that Steps 1 to 8 and 16 to 23 are similar in pattern and character and are skated in closed position. These steps are skated both forward and backward by each partner to complete a pattern of the dance.

The hand-in-hand position as specified on the dance diagram for Steps 9 to 13 and 24–28 allows the skater traveling backward to step forward easily and to proceed in a relaxed manner, right hand in partner's left. While both partners skate forward, a separation of at least 24 inches is desirable. These steps should be skated with soft knee action and the appearance of arms during this part of the dance is left to the discretion of the skaters. Closed position is resumed in time for Step 14 or 29.

Any type of forward inside uncrossed C step is permissible as long as the balance and control are good and the execution is pleasing to watch.

Step 28 may be either an open stroke or a slide chassé.

INVENTOR: Hubert Sprott

FIRST PERFORMED: Broadmoor Ice Palace, Colorado Springs, Colo., 1948

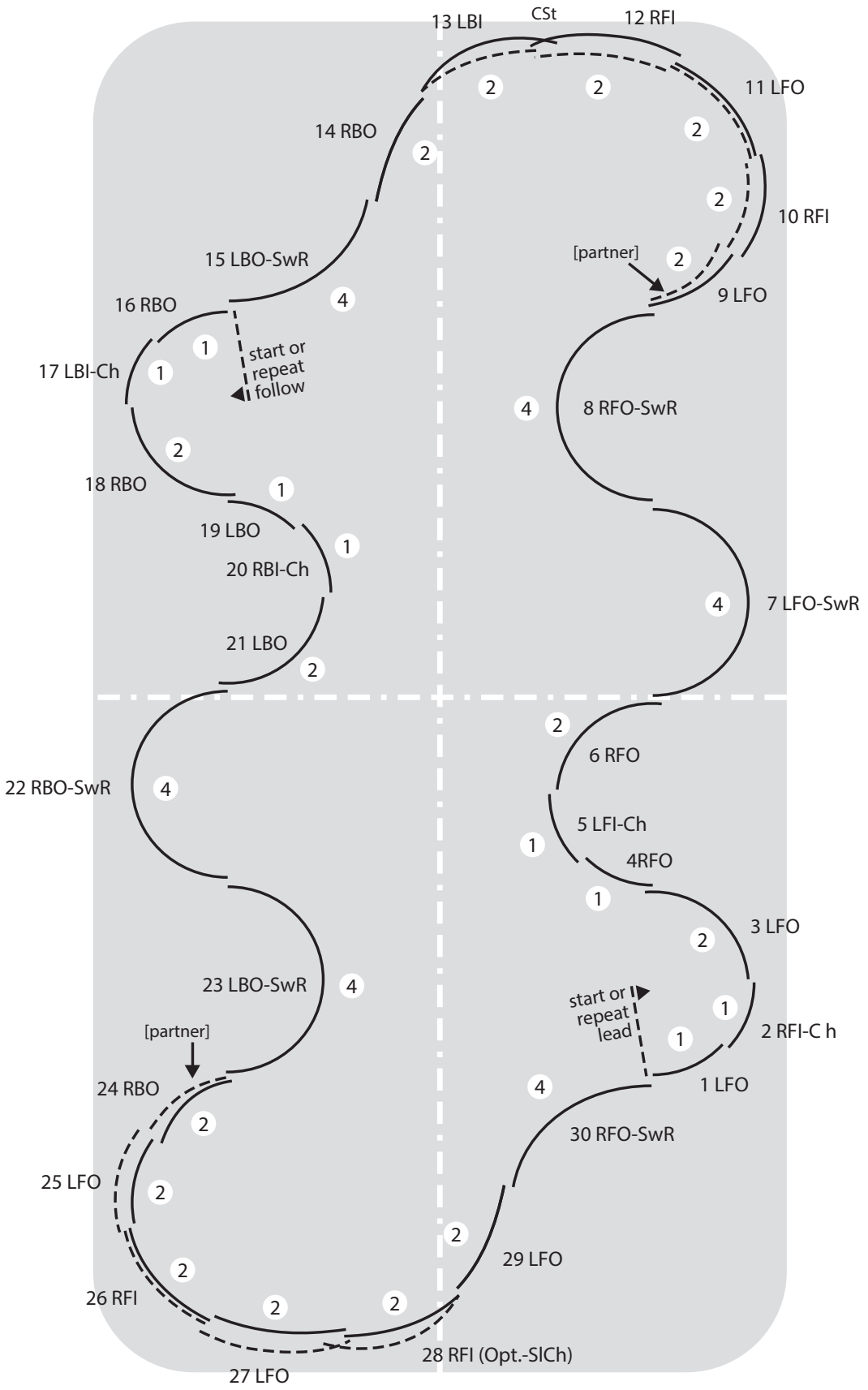
13 LBI
CSt
12 RFI
11 LFO
10 RFI
9 LFO
[partner]
8 RFO-SwR
7 LFO-SwR
6 RFO
5 LFI-Ch
4RFO
3 LFO
2 RFI-C h
1 LFO
30 RFO-SwR
29 LFO
28 RFI (Opt.-SlCh)
27 LFO
26 RFI
25 LFO
24 RBO
[partner]
23 LBO-SwR
22 RBO-SwR
21 LBO
20 RBI-Ch
19 LBO
18 RBO
17 LBI-Ch
16 RBO
15 LBO-SwR
14 RBO
start or repeat follow
start or repeat lead

CHA CHA

MUSIC RHYTHM:	Cha Cha 4/4
TEMPO:	25 four-beat measures per minute; 100 beats per minute
ISU MUSIC INTRODUCTION:	32 beats, 19.2 seconds
PATTERN-TIMING:	1 = :19; 2 = :38; 3 = :58; 4 = 1:17
DURATION:	Test 2 = :38 Competition 3 = :58 Adult Competition 2 = :38
SKATER'S CHOICE TIMING:	See Skater's Choice Pattern Dance Timing Chart on usfigureskating.org
PATTERN:	Set
TEST:	Pre-bronze

The dance may be skated in open or Kilian position, and both partners skate the same steps. It is important that skaters reflect the unusual rhythm of this dance with free leg expression as well as appropriate upper body and head positions. Accurate timing is essential to the feeling of the dance as a whole. Maintaining the tempo while achieving some edge depth should be a priority.

The dance begins with a two-beat LFO followed by a two-beat RFI progressive (Step 2). This is, in turn, followed by a quick chassé sequence commencing on a LFI edge (Step 3). The last step of the chassé sequence is a slight wide step to the top of the lobe.

Step 6 starts with a four-beat edge with the free leg expression free but consistent with the Cha Cha rhythm. Beat four begins the two-foot slalom (Step 7) with the knees bent. The knees should rise and fall at the transitions with the hips twisting underneath (independent of the shoulders) to create the slalom motion. The power is attained on the curves by pressure, first with the RFI edge, then LFI, and finally RFI. The last RFI should be slightly deeper to allow for a good transition and push to Step 8 on beats four and one. The two foot slalom remains on two feet until the push onto the RFO edge PRIOR to Step 9. Step 8 should end parallel to the longitudinal axis. Step 9 is a half-beat just before Step 10 — a two-beat RFI.

Step 11 is a rather deep LFO swing roll. Free leg action on Steps 11 and 14 is left to the discretion of the skater. The free leg may be brought forward and extended or brought only to the skating foot and extended back again. Step 12 is an optional XF. It may be skated as an open stroke or transition. Step 13 is an XB. Step 14 is a RFI swing roll which completes the dance.

INVENTOR: Helen Gage Moore. The dance was submitted by Sandy Lamb.

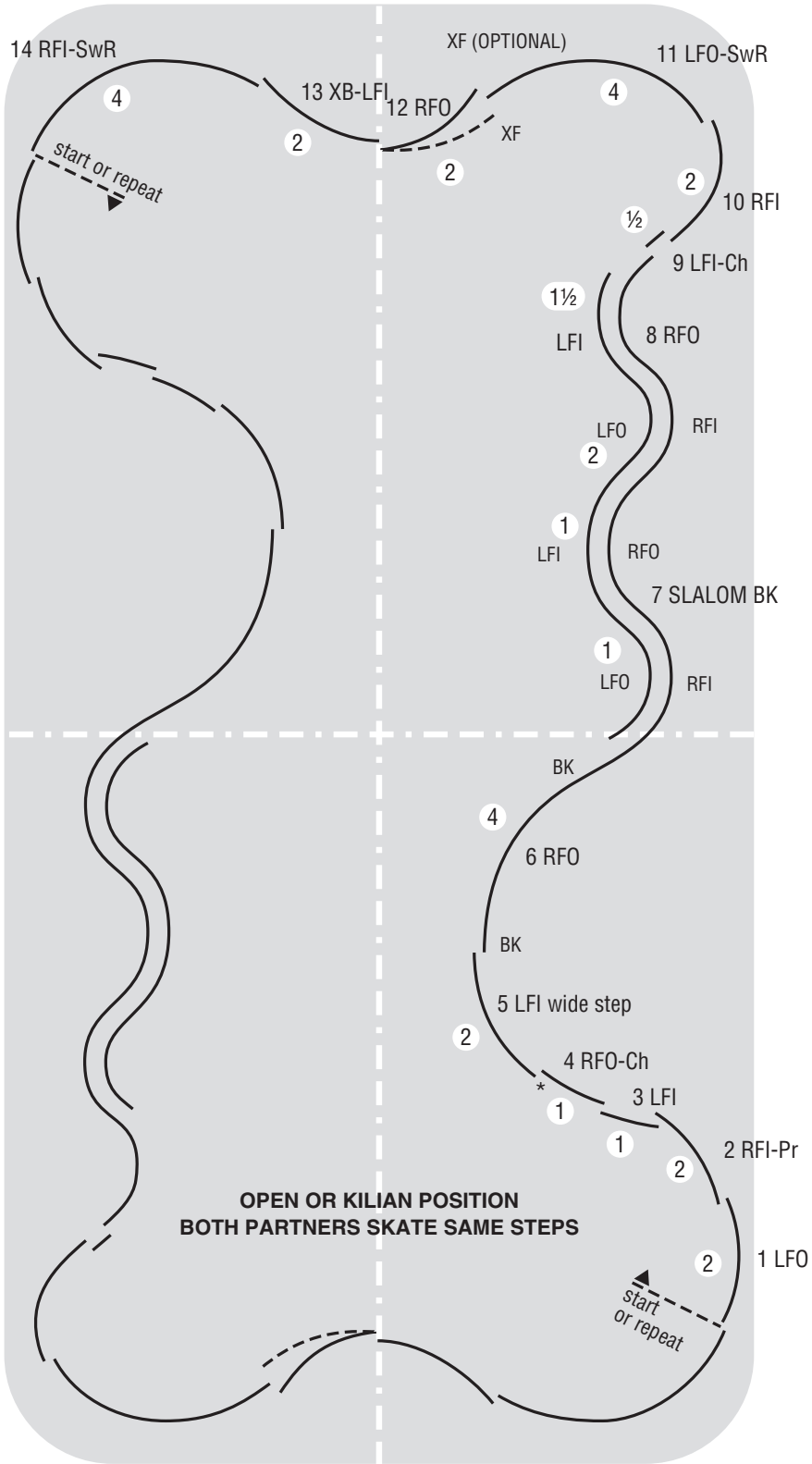
14 RFI-SwR
4
13 XB-LFI
2
12 RFO
XF (OPTIONAL)
XF
2
11 LFO-SwR
4
2
10 RFI
½
9 LFI-Ch
1½
LFI
8 RFO
LFO
2
RFI
1
LFI
RFO
7 SLALOM BK
1
LFO
RFI
BK
4
6 RFO
BK
5 LFI wide step
2
4 RFO-Ch
*
1
3 LFI
1
2
2 RFI-Pr
2
1 LFO
start or repeat
start or repeat
OPEN OR KILIAN POSITION
BOTH PARTNERS SKATE SAME STEPS

TANGO FIESTA

MUSIC RHYTHM:	Tango 4/4
TEMPO:	27 four-beat measures per minute; 108 beats per minute
ISU MUSIC INTRODUCTION:	32 beats, 17.8 seconds
PATTERN-TIMING:	1 = :18; 2 = :36; 3 = :53; 4 = 1:11
DURATION:	Test 2 = :36 Competition 3 = :53 Adult Competition 2 = :36
SKATER'S CHOICE TIMING:	See Skater's Choice Pattern Dance Timing Chart on usfigureskating.org
PATTERN:	Set
TEST:	Pre-bronze

In the Tango Fiesta, both partners skate the same steps. The tempo of the Tango Fiesta is a slow tango rhythm, and partners should strive for upright carriage, soft knee action, easy flow and smooth, uniform leg swings.

The couple is in Reversed Kilian hold commencing with Step 1 through Step 10. The couple changes to Kilian hold at Step 11, and the hold is maintained until the restart of the dance.

Step 8 allows for very pleasing interpretation. It is begun with an open stroke followed by a swing at the third count of the step. For the remaining counts of the step, there are no restrictions as to the use of the free leg, and this can add a great deal to the interpretation of the tango expression. Note, however, the change of edge must be executed on the correct beat of music as shown on the dance diagram.

The sequence of steps in this dance allows for easy, rhythmic movements, and partners should be able to interpret the music and skate the steps in a very pleasing style.

INVENTOR: George Muller

FIRST PERFORMED: Broadmoor Ice Palace, Colorado Springs, Colo., 1948

TANGO FIESTA — SET PATTERN DANCE

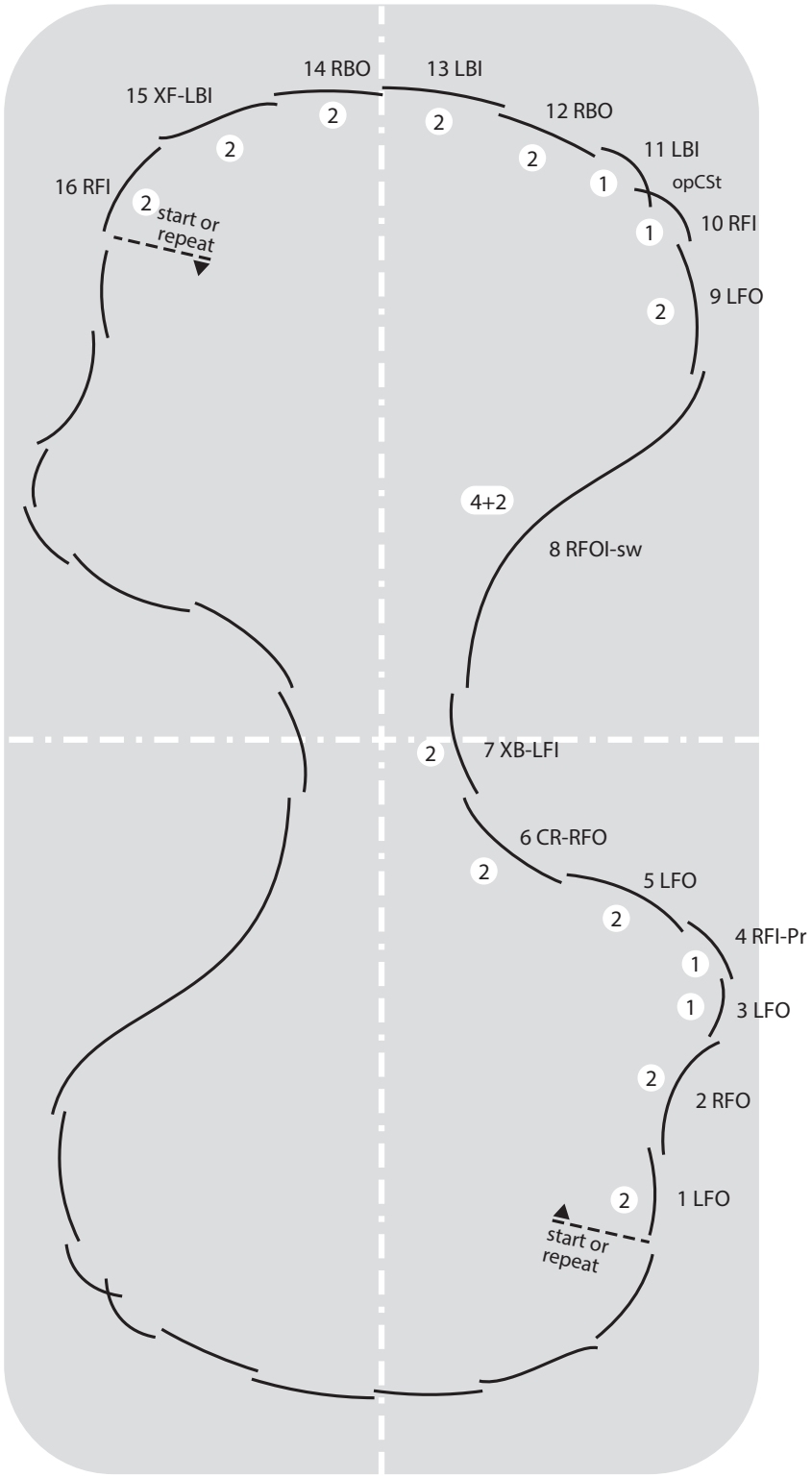

HICKORY HOEDOWN

MUSIC RHYTHM:	Country-Western (Hoedown) 4/4
TEMPO:	26 four-beat measures per minute; 104 beats per minute
ISU MUSIC INTRODUCTION:	32 beats, 18.5 seconds
PATTERN-TIMING:	1 = :23; 2 = :46; 3 = 1:09; 4 = 1:32
DURATION:	Test 2 = :46 Competition 3 = 1:09 Adult Competition 2 = :46
SKATER'S CHOICE TIMING:	See Skater's Choice Pattern Dance Timing Chart on usfigureskating.org
PATTERN:	Set
TEST:	Bronze

The music for the Hickory Hoedown should be derived from formal square dancing and convey the feeling of country-western style. The dance should reflect enjoyment and flair throughout. The prescribed free leg action, showing good control and supple knee action, will add crispness and accent the character of this dance.

The Hickory Hoedown is a symmetrical half-rink pattern dance, where position is optional, Steps 1to 17. After Step 17, closed position is assumed. At the repeat of the dance, the skaters resume optional position.

Steps 1 to 3 and 4 to 6 are two chassés done simultaneously by both partners first toward the longitudinal axis then away but progressing generally up the ice at a fairly rapid pace. These are followed by a progressive sequence (Steps 7 to 9) that curves sharply toward center and a slide chassé begun with a RFO cross roll (Step 10), the slide (Step 11) and the exit edge (Step 12). Step 11 (and Step 16) are three beats in length.

At Step 11 (and 16) a new type of free leg expression is introduced. The free leg should extend forward on the first part of the edge, then bend at the knee, causing the foot itself to travel back to the skating knee. Additional free leg expression at this point is permitted as long as it is appropriate for the dance.

Step 12 begins the identical sequence in the opposite direction with the progressive (Steps 12 to 14), a LFO cross roll (Step 15), the slide (Step 16), and the exit LFO for the lead partner (Step 17a) with a LFO three for the follow partner executed on a fairly deep edge that curves around the corner. Step 18 is a four-beat swing of the free leg for both partners followed by a rapid three-turn for the lead partner and two more four-beat swings in the opposite direction (Step 20). Steps 21 to 22 form a quick, somewhat difficult RBO-LFO back-forward transition for the lead partner while the follow partner executes a forward chassé then progressive sequence to complete the dance in open position.

The Hickory Hoedown is a light, carefree and airy dance which must be skated with a square dance feeling. Because of identical sequences in both directions, the content of the dance is largely symmetrical. Therefore, well-controlled knee bends, deep and well controlled edges, and firm and exaggerated leg extensions are essential for appropriate expression in this dance.

INVENTORS: Wendy Weinstock Mlinar, Holly Genola Cole and H. Theodore Graves

FIRST PERFORMED: Hickory Hill FSC, Harvey School Rink, Jan. 25, 1987

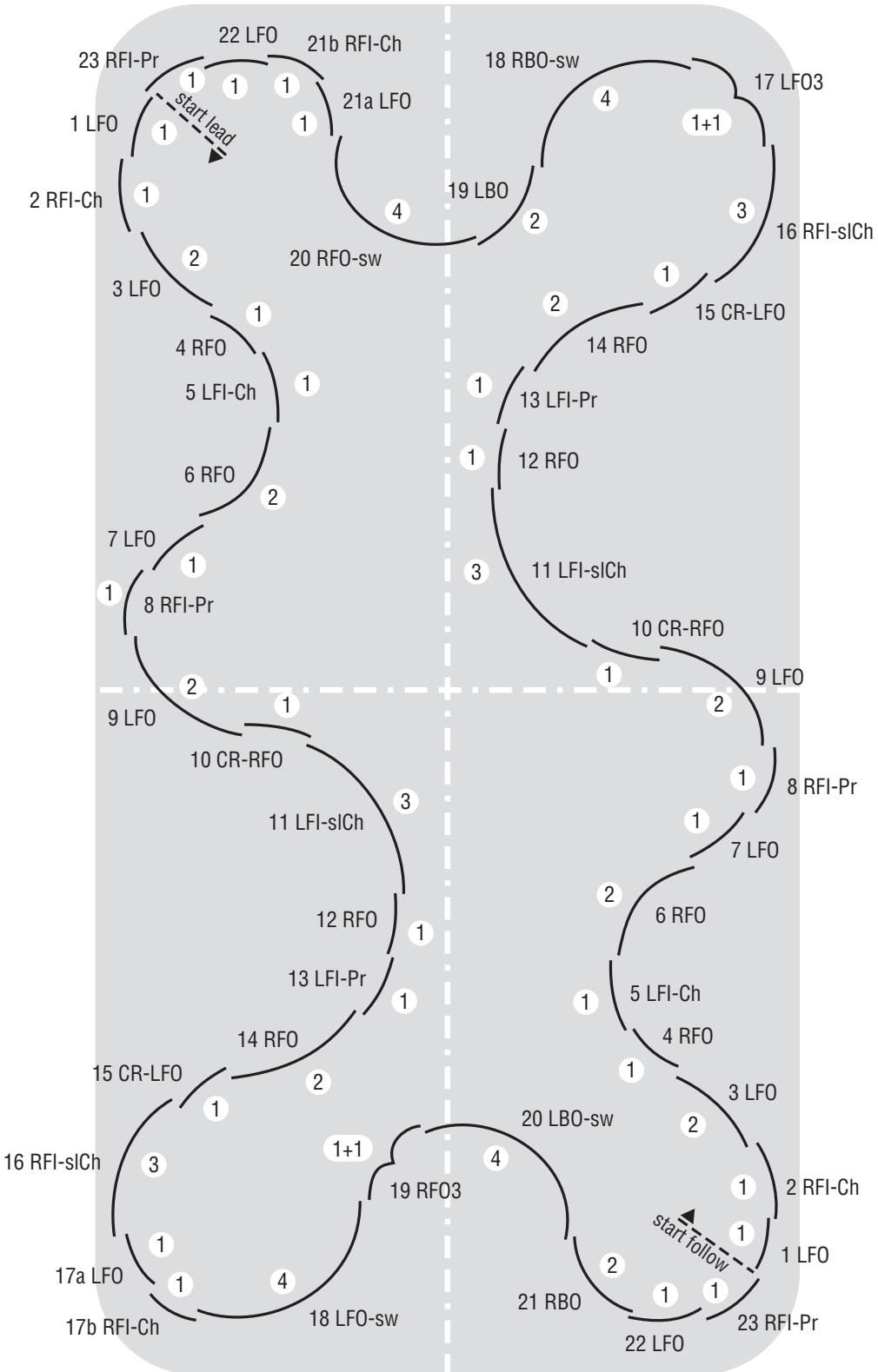
22 LFO
21b RFI-Ch
23 RFI-Pr
18 RBO-sw
17 LFO3
start lead
21a LFO
1 LFO
1+1
19 LBO
2 RFI-Ch
16 RFI-slCh
20 RFO-sw
3 LFO
15 CR-LFO
14 RFO
4 RFO
5 LFI-Ch
13 LFI-Pr
12 RFO
6 RFO
7 LFO
11 LFI-slCh
8 RFI-Pr
10 CR-RFO
9 LFO
9 LFO
10 CR-RFO
11 LFI-slCh
8 RFI-Pr
7 LFO
12 RFO
6 RFO
13 LFI-Pr
5 LFI-Ch
14 RFO
4 RFO
15 CR-LFO
3 LFO
20 LBO-sw
16 RFI-slCh
1+1
19 RFO3
2 RFI-Ch
start follow
1 LFO
17a LFO
21 RBO
17b RFI-Ch
18 LFO-sw
23 RFI-Pr
22 LFO

WILLOW WALTZ

MUSIC RHYTHM:	Waltz 3/4
TEMPO:	46 three-beat measures per minute; 138 beats per minute
ISU MUSIC INTRODUCTION:	24 beats, 10.4 seconds
PATTERN-TIMING:	1 = :23; 2 = :47; 3 = 1:10; 4 = 1:34
DURATION:	Test 2 = :47 Competition (with key points) 3 = 1:10 Competition (no key points) 2 = :47 Adult Competition 2 = :47
SKATER'S CHOICE TIMING:	See Skater's Choice Pattern Dance Timing Chart on usfigureskating.org
PATTERN:	Set
TEST:	Bronze

The Willow Waltz presents a variety of turns, steps, and sequence of steps for skaters at the bronze test level. Correct timing and execution throughout are necessary to express the rhythm and flow of this dance. Special attention of both partners should focus on clean, distinct (not slurred), rhythmic progressive and chassé sequences executed with soft knee action and gliding movement. The timing of these sequences must be in the definite waltz rhythm of 2-1-3 counts per step, respectively.

The follow partner's Step 6 and the lead partner's Step 19 may be either open strokes with the free legs in counter-position or slide chassés with the free legs in matching position.

Erect carriage and unison should be maintained throughout. Partners should skate close together and strive for neat footwork without wide stepping. Good flow and pace are desirable and should be obtained without effort and visible pushing.

INVENTOR: George Muller

FIRST PERFORMED: Crystal Ice Palace, Willow Springs, Ill., 1953

WILLOW WALTZ — SET PATTERN DANCE

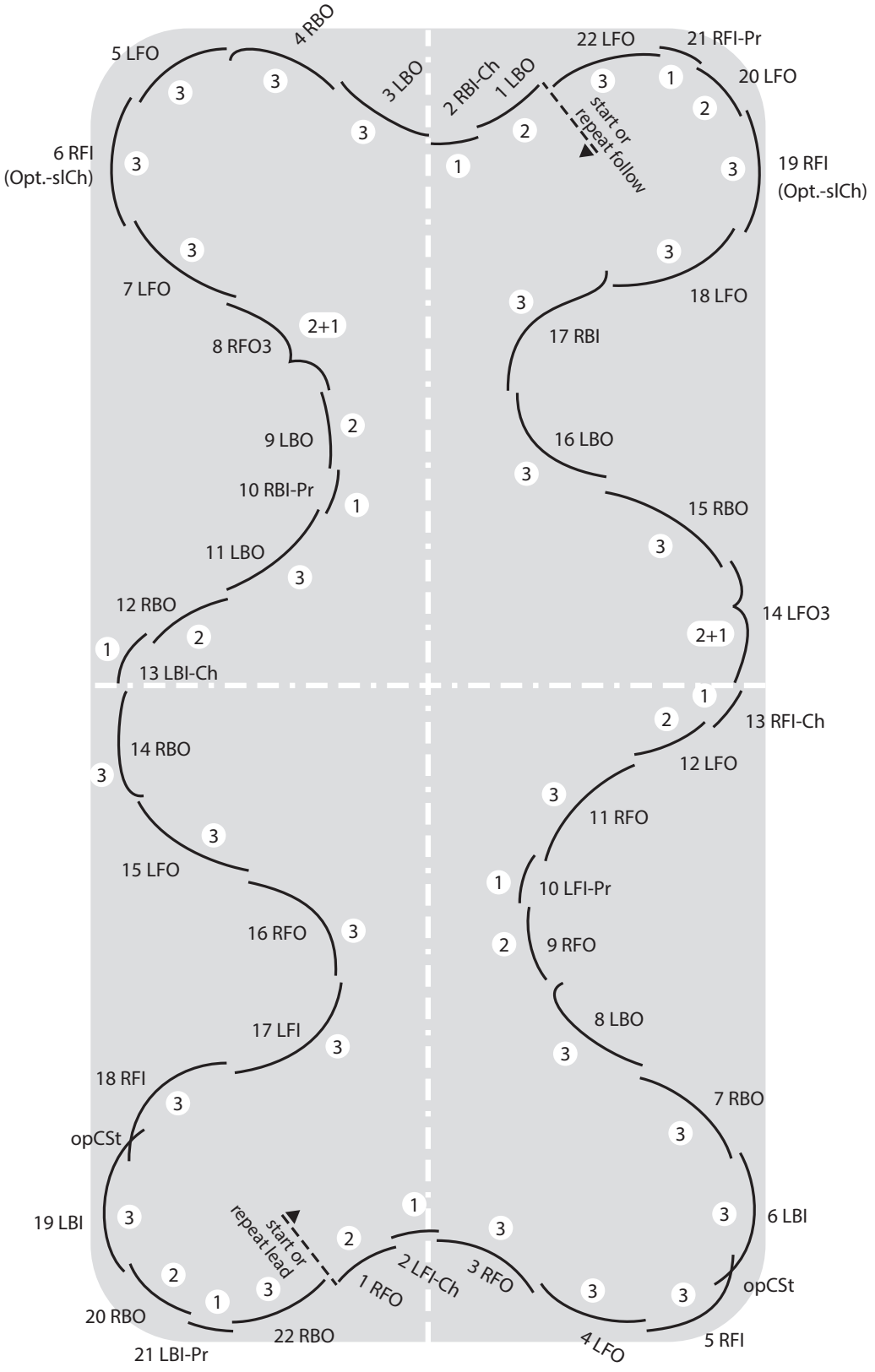

TEN-FOX

MUSIC RHYTHM: Foxtrot 4/4
TEMPO: 25 four-beat measures per minute; 100 beats per minute

ISU MUSIC INTRODUCTION: 32 beats, 19.2 seconds

PATTERN-TIMING: 1 = :19; 2 = :38; 3 = :58; 4 = 1:17

DURATION: Test 2 = :38
Competition 3 = :58
Adult Competition 2 = :38

SKATER'S CHOICE TIMING: See Skater's Choice Pattern Dance Timing Chart on usfigureskating.org

PATTERN: Set

TEST: Bronze

As denoted by the name, the Ten-Fox is a dance that was created by combining elements from the Foxtrot and an old social dance called the Tenstep (later replaced by the Fourteenstep).

The dance has several changes of hold and introduces the closed offset hold that is in the Fourteenstep and the similar changes of hold that are in the Foxtrot. The hold for the couples during Steps 1 to 4 are in waltz/closed position. Special attention should be given to a smooth transition at the turning point from follow partner's Step 4a (LBO-SwR) to Step 4b, and the lead partner's proper execution of the two-beat change of edge (Step 4 RFOI-SwR) to coincide with the follow partner's step forward (Step 4b). The lead partner must also synchronize the knee bend to coincide with the follow partner's step forward on Step 4b. The use and positions of the free legs during the follow partner's Step 4b and lead partner's Step 4 during the two-beat change of edge are optional but must remain in unison. At Step 5 and through Step 7, the couple changes to foxtrot position.

Commencing with Step 8 and through Step 12 the couple is back in waltz position. It must be noted that Step 8 for the follow partner requires a rising and bending knee action to coincide with the lead partner's Step 8a and 8b. Expression of dance rhythm in the timing of the body movements can do much to enhance the character of this dance.

In skating the sequence of steps across the ends of the pattern (Steps 13 to 18), it is important that the partners be in an offset closed hold with the partners' shoulders parallel to each other and to the tracings, and that the lead partner check rotation with the shoulders after the C step, Step 14. Thus both partners' shoulders remain approximately flat to the tracings through Step 18.

In order to interpret the rhythm correctly, the skaters must demonstrate an effortless glide attained by soft knee action.

INVENTOR: George Muller

FIRST PERFORMED: Philadelphia SC & HS, 1939

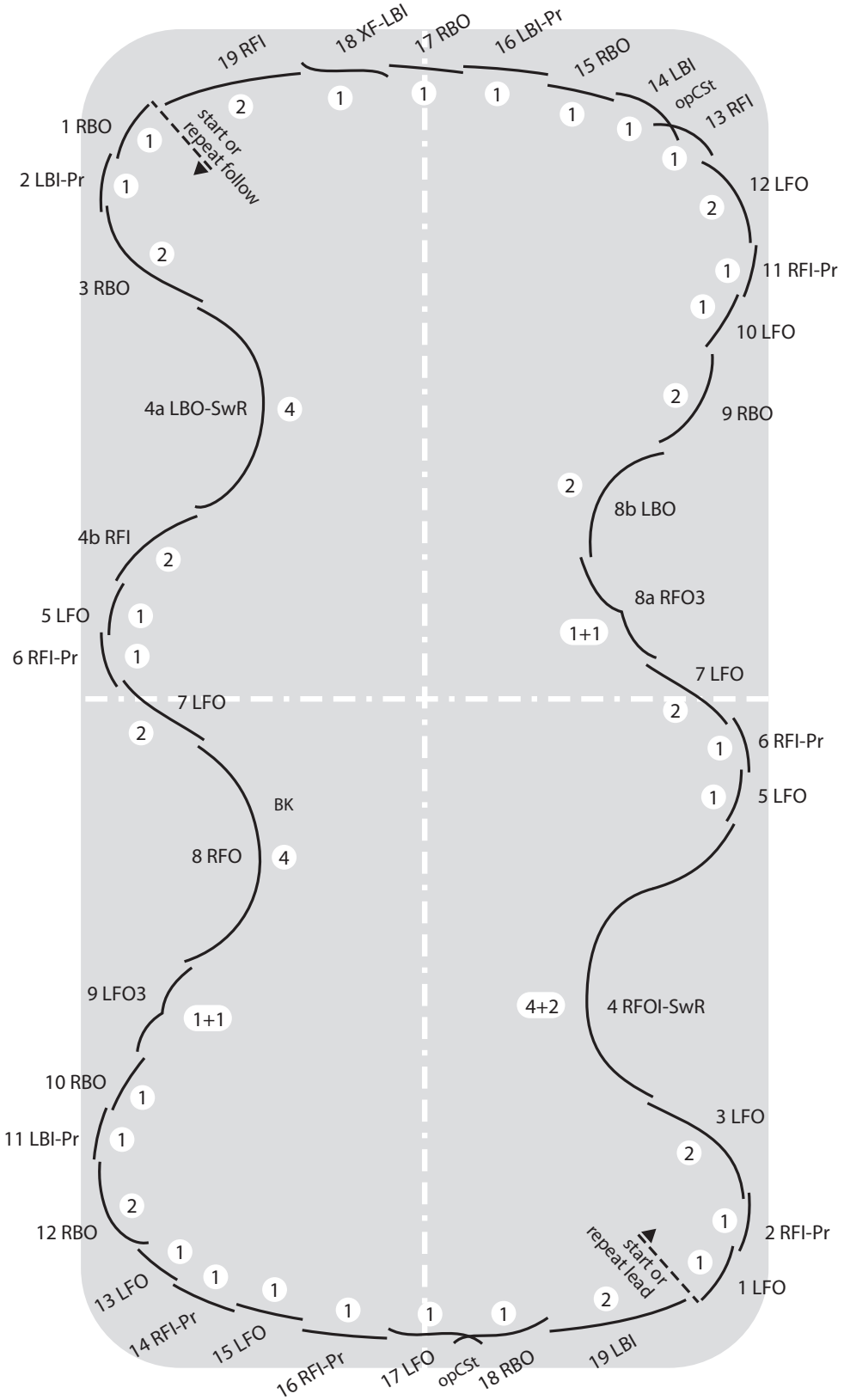
19 RFI
18 XF-LBI
17 RBO
16 LBI-Pr
15 RBO
14 LBI
opCSt
13 RFI
1 RBO
start or
repeat follow
2 LBI-Pr
12 LFO
3 RBO
11 RFI-Pr
10 LFO
4a LBO-SwR
9 RBO
8b LBO
4b RFI
8a RFO3
5 LFO
1+1
6 RFI-Pr
7 LFO
7 LFO
6 RFI-Pr
BK
5 LFO
8 RFO
9 LFO3
4+2
4 RFOI-SwR
1+1
10 RBO
3 LFO
11 LBI-Pr
2 RFI-Pr
12 RBO
start or
repeat lead
13 LFO
1 LFO
14 RFI-Pr
15 LFO
16 RFI-Pr
17 LFO
opCSt
18 RBO
19 LBI

FOURTEENSTEP

MUSIC RHYTHM: March 6/8 or 2/4
TEMPO: 56 two-beat measures per minute or 28 four-beat measures per minute: 112 beats per minute

ISU MUSIC INTRODUCTION: 32 beats, 17.1 seconds

PATTERN-TIMING: 1 = :11; 2 = :21; 3 = :32; 4 = :43

DURATION: Test 3 = :32
Competition 4 = :43
Adult Competition 3 = :32

SKATER'S CHOICE TIMING: See Skater's Choice Pattern Dance Timing Chart on usfigureskating.org

PATTERN: Set

TEST: Pre-silver

During Steps 1 to 7, the partners are in closed hold with the follow partner skating backward and the lead partner forward. The dance begins with a progressive sequence of three steps forming a lobe curving toward the midline. Step 4 is a four-beat swing roll curving toward the side barrier. It is important that the free legs match on the swing roll and that the partners remain close together. This is followed by another progressive sequence for both partners during Steps 5 to 7. Step 7 is skated slightly less deeply than Step 3, after which the follow partner steps forward on Step 8 and skates close beside the lead partner in open hold until the lead partner completes the C step.

Steps 1 to 7 should be skated along the continuous axis of the ice surface with Steps 8 to 14 curving around the ends of the pattern. After the lead partner's open inside C step on Step 9, the lead partner should check the rotation with the shoulders, and both partners' shoulders should remain approximately parallel to the tracings around the end. During Steps 8 to 12, the partners skate in an offset closed hold with the follow partner's right hip beside the lead partner's right hip with the follow partner now skating forward and the lead partner backward. Step 9 for the follow partner is a crossed behind chassé, and Step 11 is a progressive. On Step 10 the lead partner steps close beside the skating foot, Steps 11 and 12 are a progressive sequence, and then Step 13 is crossed in front. The follow partner gradually moves ahead of the lead partner to skate an open outside C step during Steps 12 and 13. At the conclusion of Step 13, the lead partner steps forward for Step 14. On Step 14 the partners return to the original closed hold.

Soft knee action with the rhythm of the music and easy graceful flow are necessary so that the Fourteenstep will be danced rather than walked or raced. A strong lean is necessary to achieve the required edges at a good pace.

In tests and competitions the dance must be skated as specified in the rules, but for dance sessions, when many couples are on the ice at the same time, it is recommended that there be two rolls along the side if the ice surface permits.

INVENTOR: Franz Scholler

FIRST PERFORMED: Vienna, Austria 1889, as the Tenstep or Scholler March

Hold	Step No.	Lead Step	Number of beats of music	Follow Step
Closed	1	LFO	1	RBO
	2	RFI-Pr	1	LBI-Pr
	3	LFO	2	RBO
	4	RFO-SwR	4	LBO-SwR
	5	LFO	1	RBO
	6	RFI-Pr	1	LBI-Pr
	7	LFO	2	RBO
Slightly off-set Closed	8	RFI OpCSt	1	LFO
	9	LBI	1	XB-RFI
	10	RBO	1	LFO
	11	LBI-Pr	1	RFI-Pr
	12	RBO	1	LFO OpCSt
	13	XF-LBI	1	RBO
Closed	14	RFI	2	LBI

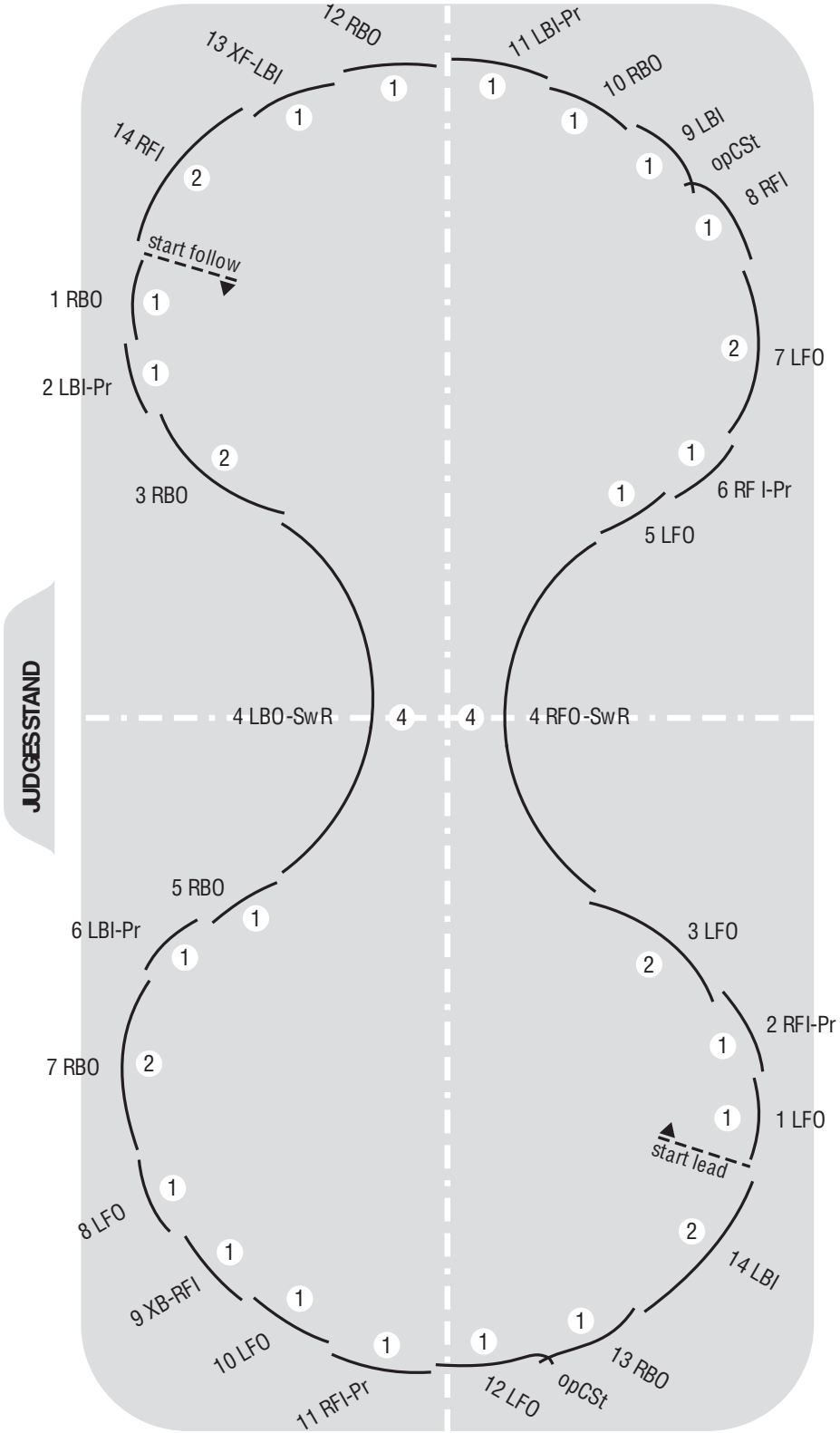
12 RBO
13 XF-LBI
11 LBI-Pr
10 RBO
9 LBI
opCSt
8 RFI
14 RFI
start follow
1 RBO
2 LBI-Pr
7 LFO
3 RBO
6 RF I-Pr
5 LFO
JUDGES STAND
4 LBO-SwR
4
4
4 RFO-SwR
5 RBO
6 LBI-Pr
3 LFO
2 RFI-Pr
7 RBO
1 LFO
start lead
8 LFO
14 LBI
9 XB-RFI
10 LFO
13 RBO
11 RFI-Pr
12 LFO
opCSt

© ISU

EUROPEAN WALTZ

MUSIC RHYTHM: Waltz 3/4
TEMPO: 45 three-beat measures per minute; 135 beats per minute

ISU MUSIC INTRODUCTION: 24 beats, 10.7 seconds

PATTERN-TIMING: 1 = :24; 2 = :48; 3 = 1:12; 4 = 1:36

DURATION: Test 2 = :48
Competition 2 = :48
Adult Competition 2 = :48

SKATER'S CHOICE TIMING: See Skater's Choice Pattern Dance Timing Chart on usfigureskating.org

PATTERN: Optional (ISU: Set)

Where the ice surface measures less than 197 feet in length, the ISU European Waltz pattern may be shortened by deleting Steps 4 to 9, and for the pattern starting on the short axis for the European Waltz, Steps 13 to 18 may be deleted; thus, only one semicircular lobe is danced toward the longitudinal axis of the ice surface. In such instance, four sequences must be danced with a partner and, when required, three sequences must be danced solo.

For pattern dance tests of the European Waltz only, the skater may begin the dance on the short axis of the rink. The first step of the dance for both partners is Step 6 as diagrammed for IJS.

TEST: Pre-silver

The basic steps of the European Waltz are a cross roll three-turn, a backward outside edge and a forward outside edge for the lead partner, while the follow partner skates a backward outside edge, a three-turn and another backward outside edge. Semicircular lobes of these three steps are skated along the sides of the ice surface, the first lobe starting toward the midline; the second toward the side/long barrier. Care must be taken to ensure that these lobes are full semi-circles so that each starts directly toward or away from the midline.

These lobes are connected across the ends of the pattern by larger lobes that consist of a series of three-turns and back outside edges. A normal end lobe sequence contains four three-turns for each partner, but on a wide ice surface more are permissible. (For the international judging system the sections of the dance will remain the same, regardless of the number of three-turns skated on the end pattern). This is the only pattern option permitted.

The lead partner's three-turn at the beginning of each lobe must be skated as a cross roll. The follow partner's back outside edge, however, is started as an open stroke. All threes are turned on the count of three. These types of turns are known as "European Waltz-type three-turns." All edges are three beats in length.

The dance is skated in closed hold throughout, and the partners must remain close together. The rotation of the partners should be around the same axis, continuous and reverse its direction at the start of each new lobe. For example, in lobes aiming toward the side barrier of the ice surface, the couple rotates to the left; in lobes aiming toward the midline, the couple rotates to the right. All rotations must be well controlled, which is best accomplished with the free foot kept close to the skating foot. On all three-turns, checking is necessary to prevent over-rotation.

Erect posture, consistently powerful stroking, even free leg extension and a regular rising and falling knee action give this dance its waltz flavor.

INVENTOR: Unknown

FIRST PERFORMED: Before 1900, but the date and location are unknown

Hold	Step No.	Lead Step	Number of beats of music			Follow Step
Closed	1	CR-RFO3	2+1		3	LBO
	2	LBO	3		2+1	RFO3
	3	RFO		3		LBO
	4	CR-LFO3	2+1		3	RBO
	5	RBO	3		2+1	LFO3
	6	LFO		3		RBO
	7	CR-RFO3	2+1		3	LBO
	8	LBO	3		2+1	RFO3
	9	RFO		3		LBO
	10	CR-LFO3	2+1		3	RBO
	11	RBO	3		2+1	LFO3
	12	LFO3	2+1		3	RBO
	13	RBO	3		2+1	LFO3
	14	LFO3	2+1		3	RBO
	15	RBO	3		2+1	LFO3
	16	LFO3	2+1		3	RBO
	17	RBO	3		2+1	LFO3
	18	LFO		3		RBO

EUROPEAN WALTZ — OPTIONAL PATTERN DANCE

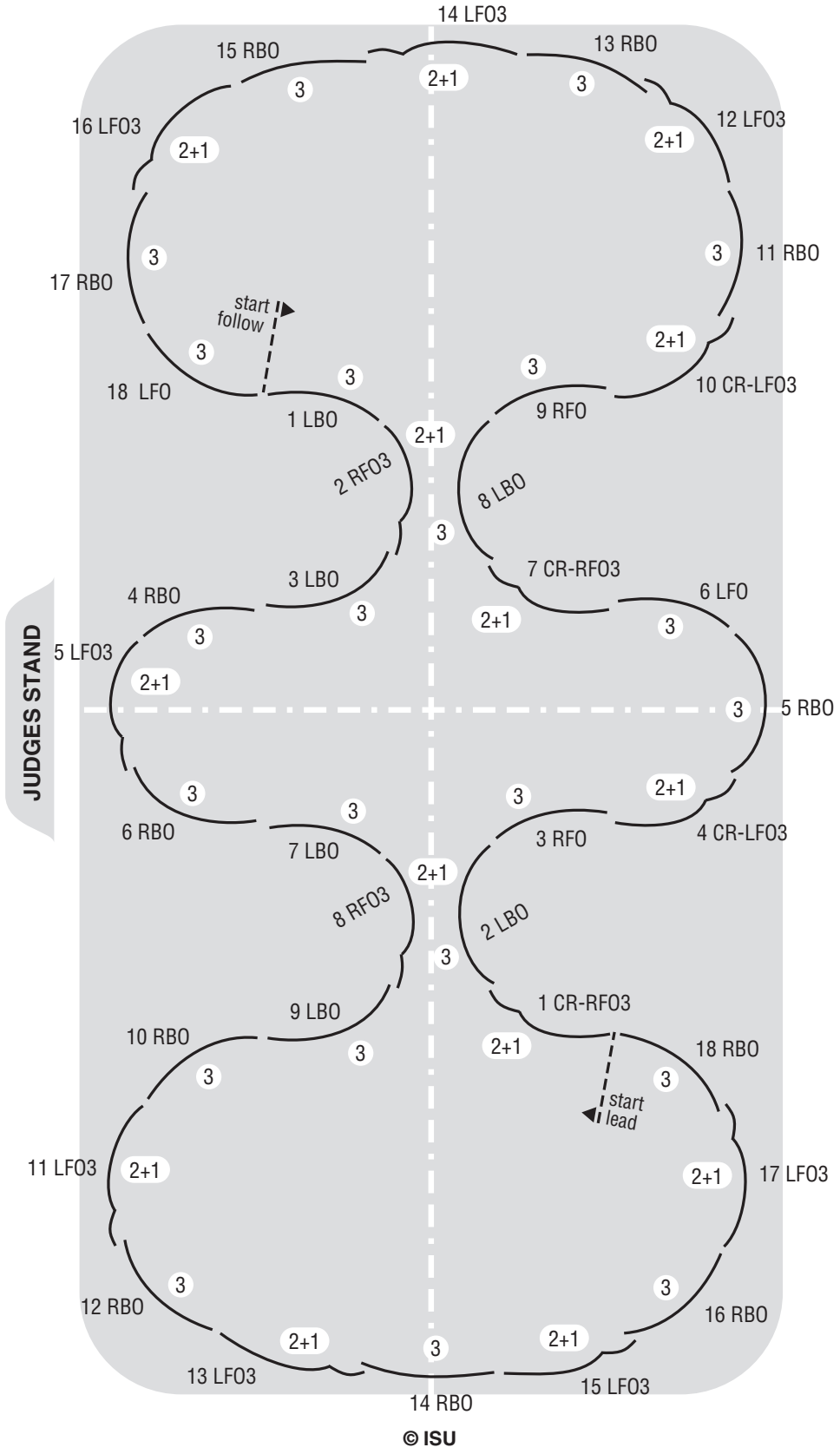

© ISU

FOXTROT

MUSIC RHYTHM:	Foxtrot 4/4
TEMPO:	25 four-beat measures per minute; 100 beats per minute
ISU MUSIC INTRODUCTION:	32 beats, 19.2 seconds
PATTERN-TIMING:	1 = :17; 2 = :34; 3 = :50; 4 = 1:07
DURATION:	Test 3 = :50 Competition 4 = 1:07 Adult Competition 3 = :50
SKATER'S CHOICE TIMING:	See Skater's Choice Pattern Dance Timing Chart on usfigureskating.org
PATTERN:	Optional
TEST:	Pre-silver

The dance begins with the partners in open hold with their shoulders and hips close together. Step 2 is a crossed behind chassé for both partners. Step 4a is a cross rolled three-turn for the lead partner after which the partners are in closed hold. Step 4 for the follow partner commences with a cross roll. The follow partner then extends the free leg behind for the full four counts, accentuating count three with a knee bend corresponding to the lead partner's knee action for the change of foot. She must be careful to avoid lunging. On Steps 4b and 5 the lead partner's free foot leaves the ice in front and is then drawn down beside the skating foot in preparation for the next step.

Step 5 is a cross roll three-turn for the follow partner while the lead partner skates a RBO edge. Step 7 is a progressive for both partners. The partners remain in closed hold until the end of Step 8. Then the lead partner should be at the side of the follow partner (almost in outside hold) with their right shoulders opposite for the lead partner's cross roll three-turn (Step 9).

The closed hold is resumed for Step 10. The lead partner skates a progressive during Step 11 while the follow partner prepares for the C step. On Step 11 the follow partner does not swing the free leg, but after extending it behind, merely brings the free foot down beside the skating heel (keeping the free foot well turned out), then performs an outside closed C step on count one. To facilitate the follow partner's C step, good edges must be skated on Steps 10 and 11.

On Step 12, the free legs of both the partners swing up together, then are drawn down evenly so that, by the end of count four, they are at the heel of the skating foot ready for Step 13. Step 13 should be stepped close to the heel of the skating foot. Step 14 is an open stroke stepped close beside the skating foot. Steps 13 and 14 should be strong inside edges.

The Foxtrot must be danced, not stepped. There must be soft knee action and flow. The free foot must always be placed on the ice close beside the skating foot. The dance is designed to be skated on deep edges with semi-circular lobes.

INVENTORS: Eric van der Weyden and Eva Keats

FIRST PERFORMED: Westminster Ice Rink, London, England, 1933

Hold	Step No.	Lead Step	Number of beats of music			Follow Step
Open	1	LFO		1		LFO
	2	XB-RFI		1		XB-RFI
	3	LFO		2		LFO
Closed	4a	CR-RFO3	1+1			
	4b	LBO	2		4	CR-RFO
	5	RBO	2		1+1	CR-LFO3
	6	LFO		1		RBO
	7	RFI-Pr		1		LBI-Pr
*	8	LFO		2		RBO
Closed	9	CR-RFO3	1+1		2	CR-LBO
	10	LBO		2		RFO
	11a	RBO	1			LFO
	11b	LBI-Pr	1		2	ClCSt
Open	12	RBO		4		RBO
	13	LFI		2		LFI
	14	RFI		2		RFI

* Partial outside hold at end of Step 8

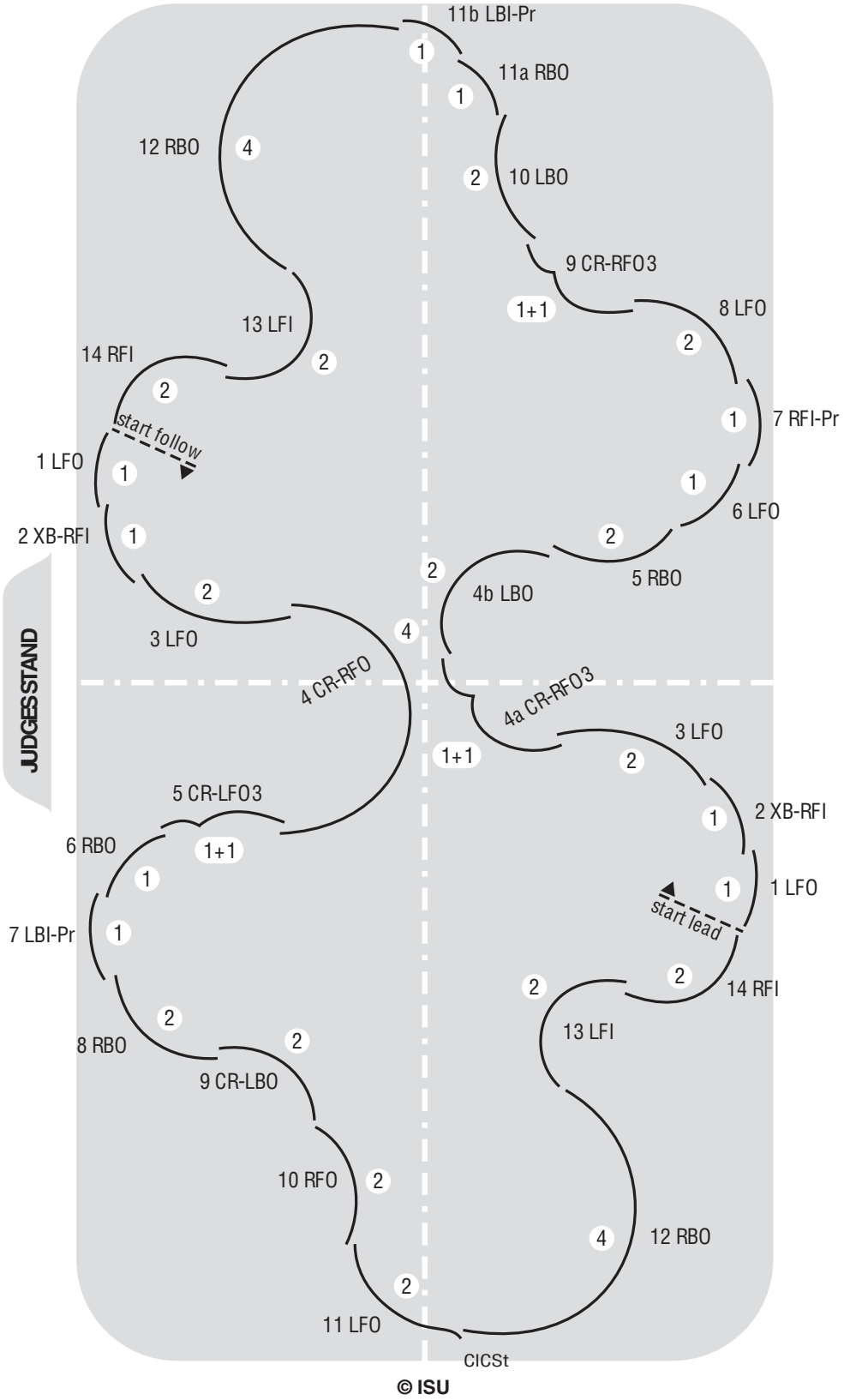
11b LBI-Pr
11a RBO
12 RBO
10 LBO
9 CR-RFO3
8 LFO
13 LFI
14 RFI
7 RFI-Pr
start follow
1 LFO
6 LFO
2 XB-RFI
5 RBO
4b LBO
3 LFO
JUDGES STAND
4 CR-RFO
4a CR-RFO3
3 LFO
5 CR-LFO3
2 XB-RFI
6 RBO
1 LFO
start lead
7 LBI-Pr
14 RFI
13 LFI
8 RBO
9 CR-LBO
10 RFO
12 RBO
11 LFO
CICSt

© ISU

AMERICAN WALTZ

MUSIC RHYTHM: Waltz 3/4
TEMPO: 66 three-beat measures per minute; 198 beats per minute

ISU MUSIC INTRODUCTION: 48 beats, 14.6 seconds

PATTERN-TIMING: 1 = :29; 2 = :58; 3 = 1:27; 4 = 1:56

DURATION: Test 2 = :58
Solo after partnering 2 = :58
Competition 2 = :58
Adult Competition 2 = :58

SKATER'S CHOICE TIMING: See Skater's Choice Pattern Dance Timing Chart on usfigureskating.org

PATTERN: Optional (ISU: Set)

Where the ice surface measures less than 197 feet in length, the ISU American Waltz pattern may be shortened by deleting Steps 4 to 9, and for the pattern starting on the short axis for the American Waltz, Steps 11 to 16 may be deleted; thus, only one semicircular lobe is danced toward the longitudinal axis of the ice surface. In such instance, four sequences must be danced with a partner and, when required, three sequences must be danced solo.

For pattern dance tests of the American Waltz only, the skater may begin the dance on the short axis of the rink. The first step of the dance for both partners is Step 6 as diagrammed for IJS.

TEST: Silver

The American Waltz consists of a series of semi-circular lobes skated toward and away from the midline. These lobes are joined at the ends by six-beat outside swing rolls. The lobes nearest the end/short barrier are positioned so that their ends are closer to the midline, making it possible for a single six-beat roll to connect them. All steps should be of equal curvature so that each group of three steps forms a large semi-circle with each lobe starting directly toward or away from the midline.

The steps of each lobe are the same except that they are skated alternately left and right depending on the direction of the lobe. Although the sequence of steps is the simplest of any ice dance, because of the amount of rotation generated by the couple, it is among the most difficult to skate correctly. In order to rotate smoothly, it is necessary for the partners to keep their shoulders parallel with the center of rotation between them, rather than having one partner whip around the other on the swing three-turns. The rotation must be continuous and even, rather than sudden jerks with pauses between.

Each step of the American Waltz is held for six beats (two measures) which gives considerable length to each step. The swing of the free foot/leg must be from the hip without any bending of the free leg knee. The threes must be turned with the feet close together, but without pause in the motion of the free foot. The free foot should not pass the skating foot before the three is turned. While maintaining close waltz hold throughout, the partners must synchronize their free leg swings with each other as well as with the music, turning the swing threes on count four. These types of turns are known as "American Waltz-type three-turns."

The transition from one foot to the other is accompanied by a bending of the skating knee. This action coincides with the major accent (count one) and serves to emphasize it. The knee action that adds lilt to the dance must be well controlled and gradual or the dance may become bouncy with the skater losing flow and balance. The dancers must stand upright using a nicely controlled body weight change when simultaneously starting a new lobe.

The expression of waltz music is characterized primarily by evenness of flow between points of major and minor emphasis. The points of major emphasis, count one, are marked by the change of feet and bending of the skating knee. Some of these points coincide with the start of a new lobe and are also emphasized by the change of direction of rotation and lean. The points of minor emphasis (count four) are marked by turns but are not otherwise emphasized.

INVENTOR: Unknown

FIRST PERFORMED: Unknown

Hold	Step No.	Lead Step	Number of beats of music			Follow Step
Closed	1	RFOSw3	3+3		6	LBO-SwR
	2	LBO-SwR	6		3+3	RFOSw3
	3	RFO-SwR		6		LBO-SwR
	4	LFOSw3	3+3		6	RBO-SwR
	5	RBO-SwR	6		3+3	LFOSw3
	6	LFO-SwR		6		RBO-SwR
	7	RFOSw3	3+3		6	LBO-SwR
	8	LBO-SwR	6		3+3	RFOSw3
	9	RFO-SwR		6		LBO-SwR
	10	LFOSw3	3+3		6	RBO-SwR
	11	RBO-SwR	6		3+3	LFOSw3
	12	LFO-SwR		6		RBO-SwR
	13	RFO-SwR		6		LBO-SwR
	14	LFOSw3	3+3		6	RBO-SwR
	15	RBO-SwR	6		3+3	LFOSw3
	16	LFO-SwR		6		RBO-SwR

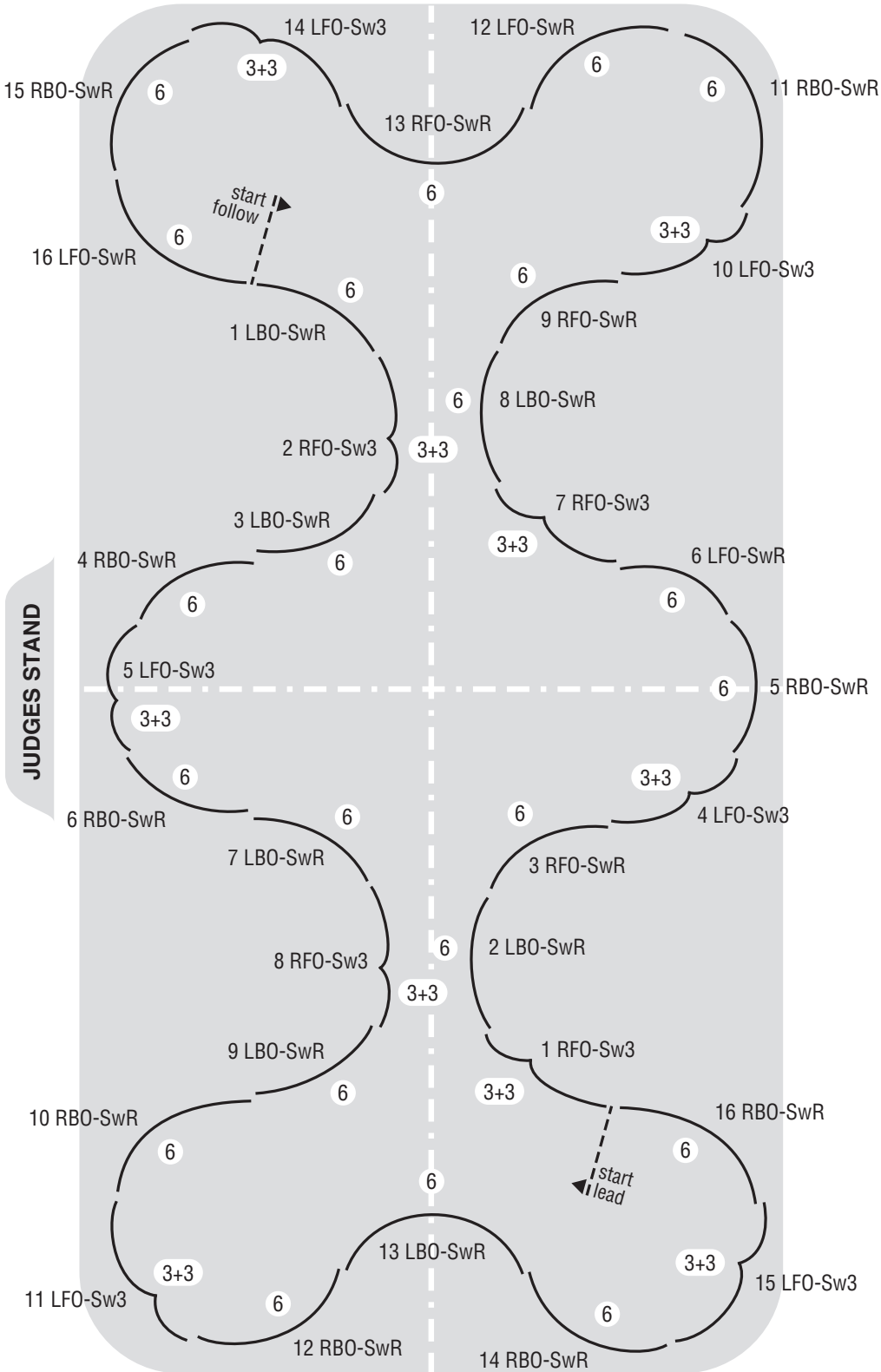
14 LFO-Sw3
12 LFO-SwR
3+3
6
15 RBO-SwR
6
6
11 RBO-SwR
13 RFO-SwR
6
start follow
6
3+3
16 LFO-SwR
10 LFO-Sw3
6
6
9 RFO-SwR
1 LBO-SwR
6
8 LBO-SwR
2 RFO-Sw3
3+3
7 RFO-Sw3
3 LBO-SwR
3+3
4 RBO-SwR
6
6 LFO-SwR
6
6
JUDGES STAND
5 LFO-Sw3
6
5 RBO-SwR
3+3
6
3+3
6 RBO-SwR
6
6
4 LFO-Sw3
7 LBO-SwR
3 RFO-SwR
6
2 LBO-SwR
8 RFO-Sw3
3+3
9 LBO-SwR
1 RFO-Sw3
6
3+3
10 RBO-SwR
16 RBO-SwR
6
6
6
start lead
13 LBO-SwR
3+3
3+3
11 LFO-Sw3
15 LFO-Sw3
6
6
12 RBO-SwR
14 RBO-SwR

© ISU

TANGO

MUSIC RHYTHM:	Tango 4/4 or 2/4
TEMPO:	27 four-beat measures per minute; 108 beats per minute
ISU MUSIC INTRODUCTION:	32 beats, 17.8 seconds
PATTERN-TIMING:	1 = :29; 2 = :58; 3 = 1:27; 4 = 1:56
DURATION:	Test 2 = :58 Solo after partnering 2 = :58 Competition 2 = :58 Adult Competition 2 = :58
SKATER'S CHOICE TIMING:	See Skater's Choice Pattern Dance Timing Chart on usfigureskating.org
PATTERN:	Optional
TEST:	Silver

Very erect carriage must be maintained throughout this dance. The partners should skate close together. Neat footwork and good flow are essential. The pace must be maintained without obvious effort or visible pushing. The dance consists of quick crossed steps skated on shallow curves interspersed between slower rolls skated on strong curves, followed by a promenade skated in open position.

At the end of the introductory steps, the partners should be in outside hold with the follow partner to the right. The lead partner makes two quick cross steps (Steps 1 and 2), the first crossed in front, the second crossed behind (a crossed chassé sequence). The follow partner skates a similar sequence, the first crossed behind and the second in front. These quick steps are followed by a four-beat roll (Step 3*) during which the couple assumes closed hold. During or at the end of the roll, the partners return to outside position but this time the follow partner is on the left. The next lobe consists of the same sequences skated on the opposite feet.

The third lobe starts with a shallow front-crossed right outside rocker for the lead partner on Step 7 followed by two quick cross steps (Steps 8 and 9), the first crossed behind, the second in front. The follow partner crosses behind on Step 7, then steps forward for two steps, crossing on the second step. Step 10 is another roll in which the couple assumes closed hold. During or at the end of the roll, the partners return to outside hold with the follow partner on the left. The next lobe consists of another double cross step and roll sequence.

*The couple does not need to be in closed hold for the full four counts of Steps 3, 6, 10 and 13 but may change sides from outside to outside in the middle of these rolls, be in closed hold for fewer counts or even briefly. Either technique/interpretation is acceptable.

On Step 14 the follow partner skates a cross roll into a three-turn. The lead partner also skates a cross roll before stepping forward onto an RFO swing roll (Step 15) into closed hold while the follow partner skates LBO swing roll. The promenade follows with the partners in open hold, skating two quick and then two slow steps. Each partner then executes a closed swing C step (Steps 20 and 21), inside for the lead partner and outside for the follow partner, with each edge held for four beats. On Step 22 the follow partner steps forward to execute an inside three-turn after one beat, holding the exit edge for five beats. The lead partner skates a chassé sequence followed by a four-beat roll (Steps 22a, b and c). The first part of Step 22 is skated in open hold. After the follow partner's three-turn, the partners are in closed hold, but they complete the step in outside position ready to restart the dance.

INVENTORS: Paul Kreckow and Trudy Harris

FIRST PERFORMED: Hammersmith Ice Rink, London, 1932

Hold	Step No.	Lead Step	Number of beats of music			Follow Step
Outside	1	XF-RFO		1		XB-LBO
	2	XB-LFI		1		XF-RBI
Closed to Outside	3	RFO		4		LBO
	4	XF-LFO		1		XB-RBO
	5	XB-RFI		1		XF-LBI
Closed to Outside	6	LFO		4		RBO
	7	XF-RFO-Rk (shallow)	1+1		2	XB-LBO
	8	XB-LBO		1		RFO
	9	XF-RBI		1		XB-LFI
Closed to Outside	10	LBO		4		RFO
	11	XB-RBO		1		XF-LFO
	12	XF-LBI		1		XB-RFI
Closed to Outside	13	RBO		4		LFO
	14	CR-LBO	2		1+1	CR-RFO3
Closed	15	RFO-SwR		4		LBO-SwR
Open	16	LFO		1		RFI
	17	RFI		1		LFO
	18	LFO		2		RFI
	19	RFI		2		LFO
	20	LFI Sw-ClCSt		4		RFO Sw-ClCSt
	21	RBI-SwR		4		LBO-SwR
	22a	LFO	1		1+5	RFI3
	22b	RFI-Ch	1			
Closed	22c	LFO	4			

TANGO — OPTIONAL PATTERN DANCE

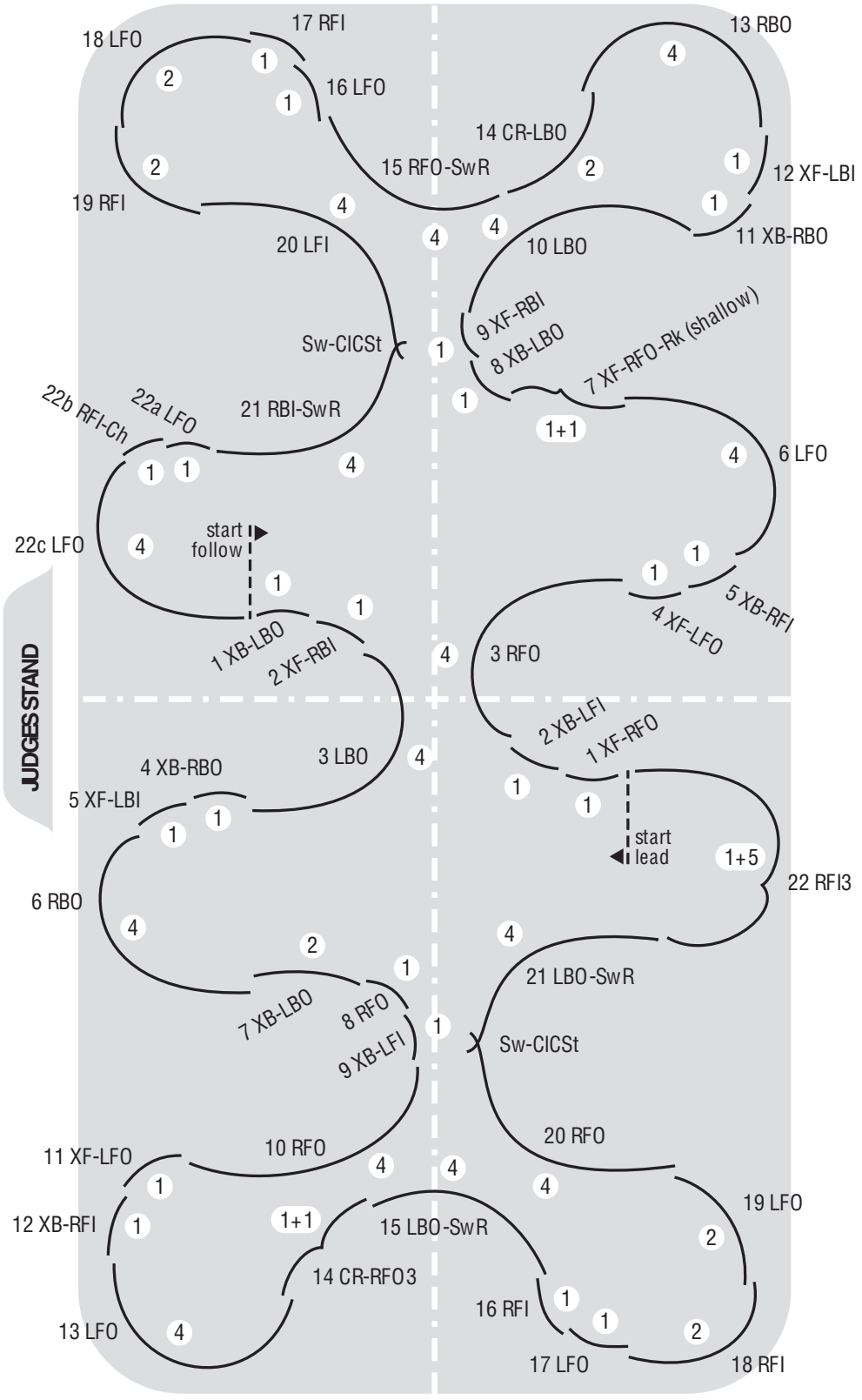

© ISU

ROCKER FOXTROT

MUSIC RHYTHM: Foxtrot 4/4
TEMPO: 26 four-beat measures per minute; 104 beats per minute

ISU MUSIC INTRODUCTION: 32 beats, 18.5 seconds

PATTERN-TIMING: 1 = :16; 2 = :32; 3 = :48; 4 = 1:05

DURATION: Test 3 = :48
Solo after partnering 2 = :32
Competition 4 = 1:05
Adult Competition 3 = :48

SKATER'S CHOICE TIMING: See Skater's Choice Pattern Dance Timing Chart on usfigureskating.org

PATTERN: Set

TEST: Silver

The Rocker Foxtrot starts at the midline at one end of the ice surface and makes three lobes toward the edge and two toward the midline along each side. Thus one circuit of the ice surface requires two sequences of the dance.

Steps 1 to 4 that are the same for both partners are skated in open hold and consist of a crossed behind chassé followed by a progressive. Step 5 for the follow partner is a four-beat LFO swing rocker skated while the lead partner performs two outside edges. The swing rocker is executed with a swing of the free leg and is turned after the free leg has passed the skating foot and is extended forward. The turn should be executed on clean outside to outside edges on beat two of the step so that the follow partner's sinking onto a softly bent knee afterward will coincide exactly with the lead partner's knee bend for the RFO edge on beat three. After the swing rocker, the follow partner's free leg must be swung forward to match the lead partner's free leg. After the follow partner's swing rocker, the pattern continues to approach the midline before curving away and care should be taken that both partners are on outside edges.

During the swing rocker, the couple changes to closed hold, which is maintained until Step 7b when the couple resumes open hold for the remainder of the dance. The lead partner must skate an open stroke for Step 6 and should be in a position exactly opposite the follow partner at the beginning of the edge to execute the LFO3.

Step 8 is a cross roll. Steps 10 and 11 are strong outside edges. Steps 11 and 12 are outside closed C steps for both partners. The free leg is first extended behind turned out and then is placed beside the heel of the skating foot, arriving exactly in time for the C step. The lead partner must be careful not to curve Step 11 too deeply since the follow partner must curve the edge at least as deeply in order to be in position beside the lead partner for the turn. To achieve the correct positions, the shoulders must be well checked entering the turn. The C step must be directed toward the side/long barrier to achieve a nicely rounded end pattern if the dance is to commence again at the midline. After the C step, the partners continue a slow clockwise rotation through Steps 12 and 13 so as to be traveling forward on Step 14 for the restart of the dance. Both partners commence Step 13 crossed in front approximately at the center line.

The Rocker Foxtrot should be skated with good knee action, change of lean and flow to enhance the character of a Foxtrot.

INVENTORS: Eric van der Weyden and Eva Keats

FIRST PERFORMED: Streatham Ice Rink, London, England, 1934

Hold	Step No.	Lead Step	Number of beats of music			Follow Step
Open	1	LFO		1		LFO
	2	XB-RFI		1		XB-RFI
	3	LFO		1		LFO
	4	RFI-Pr		1		RFI-Pr
Closed	5a	LFO	2		1+3	LFO-SwRk
	5b	RFO	2			
	6	LFO3	1+1		2	RBO
Open	7a	RBO	2		4	LFO
	7b	LFO	2			
	8	CR-RFO		2		CR-RFO
	9	LFI-Pr		2		LFI-Pr
	10	RFO		2		RFO
	11	LFO-ClCSt		2		LFO-ClCSt
	12	RBO		2		RBO
	13	XF-LBI		2		XF-LBI
	14	RFI		2		RFI

ROCKER FOXTROT — SET PATTERN DANCE

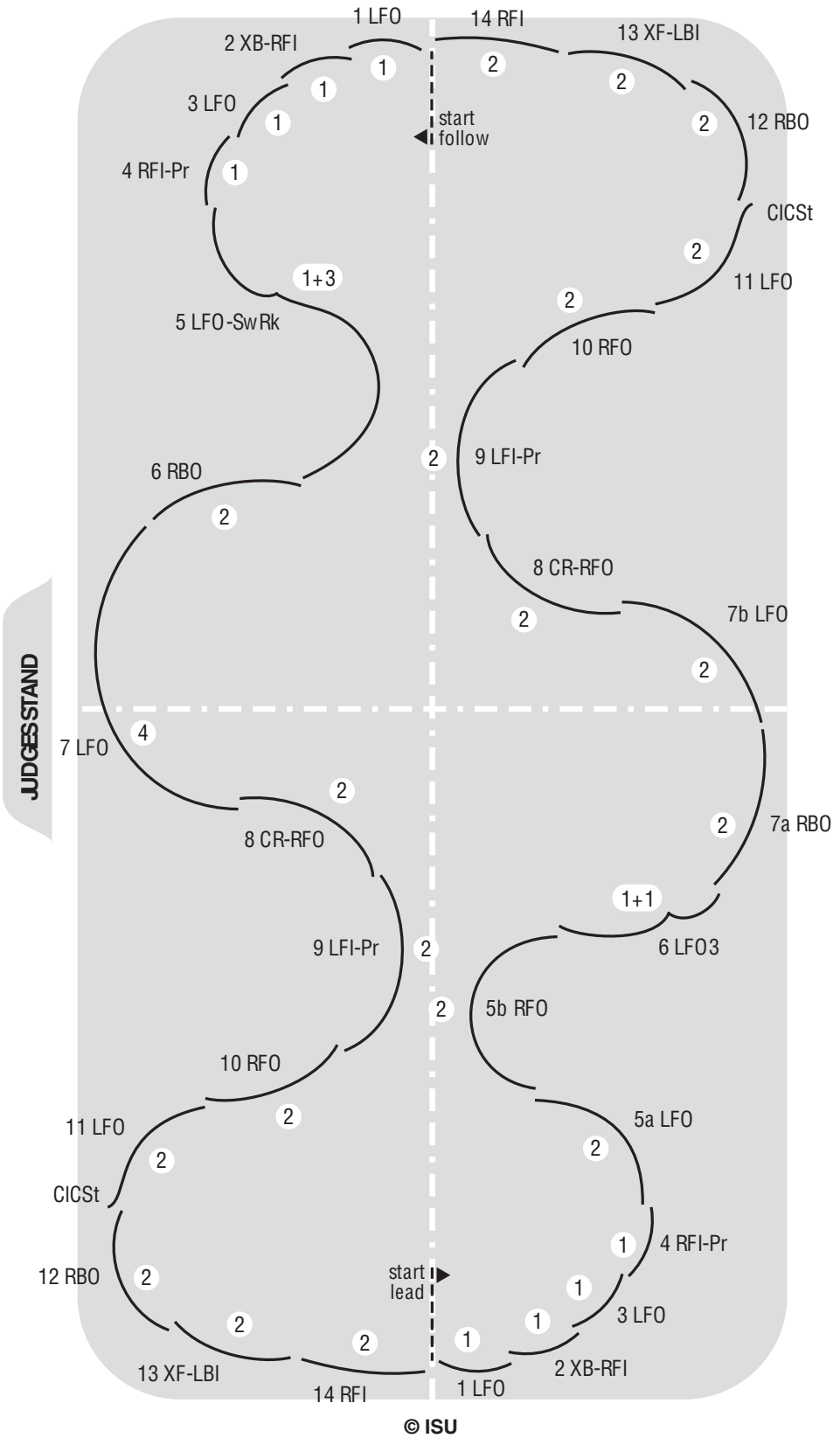

© ISU

KILIAN

MUSIC RHYTHM:	March 2/4 or 4/4
TEMPO:	58 two-beat measures per minute, or 29 four-beat measures per minute; 116 beats per minute
ISU MUSIC INTRODUCTION:	32 beats, 16.5 seconds
PATTERN-TIMING:	1 = :08; 2 = :17; 3 = :25; 4 = :33, 5 = :41, 6 = :50
DURATION:	Test 4 = :33 Solo after partnering 2 = :17 Competition 6 = :50 Adult Competition 4 = :33
SKATER'S CHOICE TIMING:	See Skater's Choice Pattern Dance Timing Chart on usfigureskating.org
PATTERN:	Optional
TEST:	Pre-gold

The Kilian is a test of close and accurate footwork, unison of rotation and control. Upright posture is required throughout. The dance follows a counterclockwise elliptical pattern, but the start and succeeding steps may be located anywhere around the circle. Once established, however, no shift of pattern is acceptable on subsequent sequences. The clockwise rotation must be controlled.

The partners skate close together in Kilian hold throughout, and particular care should be taken to avoid any separation and coming together of the partners. The lead partner's right hand should clasp the follow partner's right hand and keep it firmly pressed on the follow partner's right hip to avoid separation. The lead partner's left hand should clasp the follow partner's left hand so that follow partner's left arm is firmly extended across the lead partner's body. There are 14 steps done to 16 beats of music — Steps 3 and 4 are the only two-beat steps. All others are one-beat steps. Steps 1 to 3 form a progressive sequence, and care must be taken not to anticipate Step 4 by changing the body weight too early on Step 3. Steps 3 and 4 both must be strong outside edges that are not changed or flattened. Correct lean on these edges is essential to the expression of the dance.

Steps 5 to 7 form another progressive sequence, and again the body weight must follow the curvature of the lobe. At the start of Step 8, the body weight shifts toward the outside of the circle, and a strong checking action from the shoulders is required to maintain this lean through Step 9. Step 8 is commenced with a cross roll, while Step 9 is tightly crossed behind. Both these steps require a strong knee action.

Steps 9 and 10 constitute a crossed in front open S step. The right free foot must be placed on the ice slightly in front of the skating foot, with both knees well turned out in a momentary open position. A strong checking action from the shoulders and hips is necessary at the start of Step 10 to counteract the turning movement. The left foot leaves the ice and, at Step 11, crosses behind the skating foot to a LBI edge.

Step 12 is taken with the feet passing close together, but Step 13 is crossed in front. Correct clockwise shoulder rotation for both partners on Steps 12 and 13 facilitates close stepping. Step 14 should be stepped close to the heel of the skating foot and not stepped wide or ahead. Care must be taken not to prolong this edge. A well-bent knee and upright posture are required on Step 14.

INVENTOR: Karl Schreiter

FIRST PERFORMED: Engelmann Ice Rink, Vienna, Austria, 1909

Hold	Step No.	Step (same for both)	Number of beats of music
Kilian	1	LFO	1
	2	RFI-Pr	1
	3	LFO	2
	4	RFO	2
	5	LFO	1
	6	RFI-Pr	1
	7	LFO	1
	8	CR-RFO	1
	9	XB-LFI XF-OpSSt	1
	10	RBO	1
	11	XB-LBI	1
	12	RBO	1
	13	XF-LBI	1
	14	RFI	1

KILIAN — OPTIONAL PATTERN DANCE

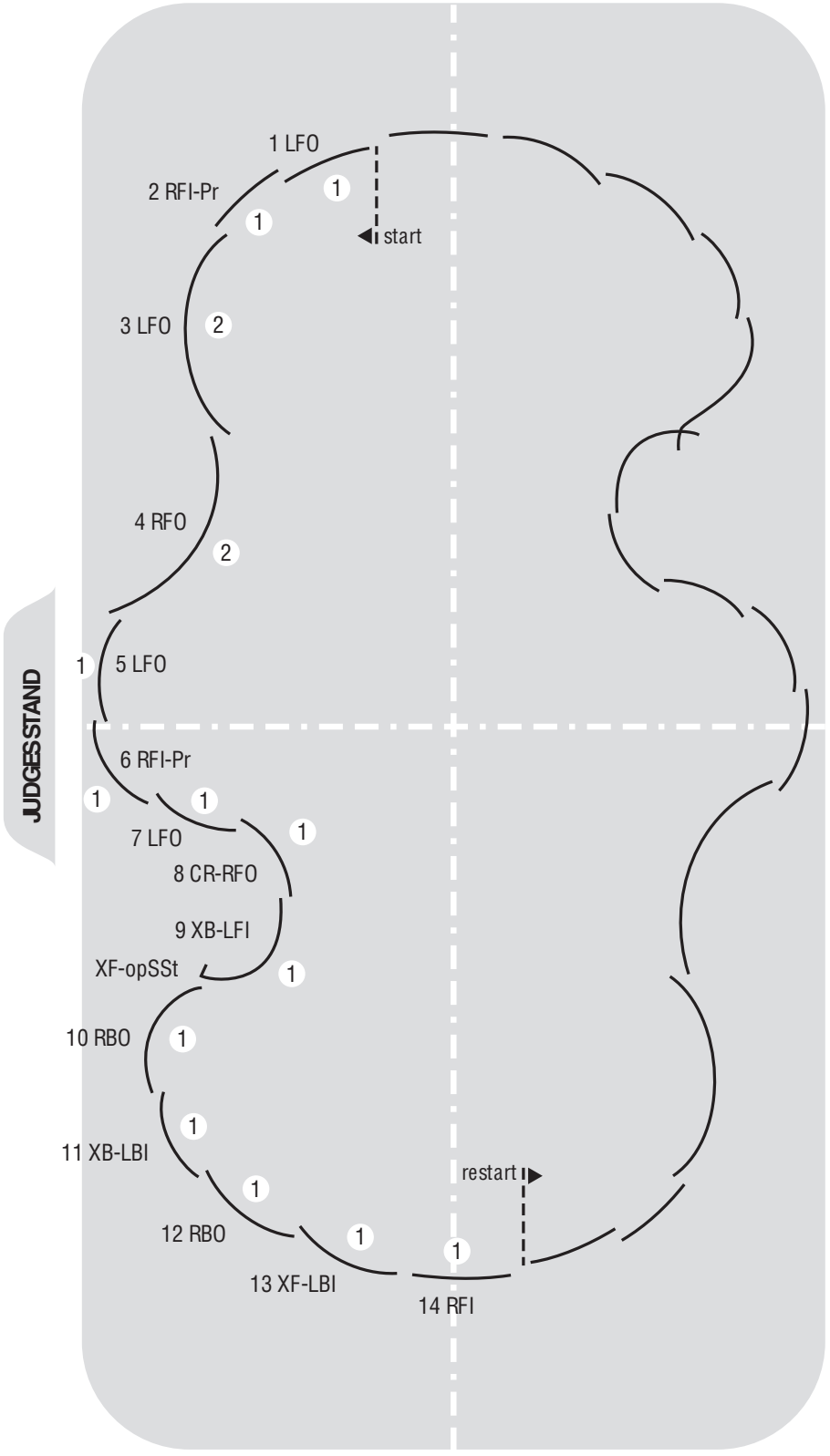

© ISU

BLUES

MUSIC RHYTHM: Blues 4/4
TEMPO: 22 four-beat measures per minute; 88 beats per minute

ISU MUSIC INTRODUCTION: 32 beats, 21.8 seconds

PATTERN-TIMING: 1 = :25; 2 = :49; 3 = 1:14; 4 = 1:38

DURATION: Test 3 = 1:14
Solo after partnering 2 = :49
Competition 3 = 1:14
Adult Competition 3 = 1:14

SKATER'S CHOICE TIMING: See Skater's Choice Pattern Dance Timing Chart on usfigureskating.org

PATTERN: Optional

TEST: Pre-gold

The Blues should be skated with strong edges and deep knee action to achieve the desired expression. The lead partner begins the dance with a forward cross roll, the follow partner with a back cross roll moving from partial outside to closed hold. The follow partner crosses in front on Step 2 while the lead partner skates a progressive.

The lead partner's cross rolled three-turn on Step 4 should be skated toward the side barrier. During this turn, the follow partner skates a cross roll and a cross step — the first behind and the second in front. Step 4 commences in outside hold and finishes in open hold. Step 5 is a strong four-beat backward outside edge for both partners with the free leg extended in front and brought back to the skating foot just before they step forward for Step 6. It should be noted that this step commences on the third beat of the measure. Step 7 is a deep cross roll on which the free leg swings forward then returns beside the skating foot for the next step. Steps 8 to 11 form a double progressive sequence with an unusual timing: the first and the last steps are two beats each, the others are one beat in duration — the "promenade" section. Knee action and an extended free leg are used to accentuate the timing on Step 8.

Steps 12 and 13 form a closed S step, and both edges should have the same curvature. The free leg should be held back and brought to the heel of the skating foot just in time for the turn. The S step is turned neatly with the new skating foot taking the ice directly under the center of gravity. Step 14 is a backward cross roll for both partners. The pattern may retrogress at Step 15. Steps 15 to 17 form one lobe with three steps for the follow partner and four for the lead partner. During the follow partner's three-turn, the lead partner skates a chassé, and the partners move into closed hold for the last step of the dance. The pattern may retrogress here.

INVENTORS: Robert Dench and Lesley Turner

FIRST PERFORMED: Streatham Ice Rink, London, England, 1934

Hold	Step No.	Lead Step	Number of beats of music			Follow Step
Partial Outside	1	CR-RFO		1		CR-LBO
Closed	2	LFI-Pr		1		XF-RBI
	3	RFO		2		LBO
Outside	4a	CR-LFO3	1+1		1	CR-RBO
Open	4b				1	XF-LBI
	5	RBO		4		RBO
	6	LFO		2		LFO
	7	CR-RFO-SwR		4		CR-RFO-SwR
	8	LFO		2		LFO
	9	RFI-Pr		1		RFI-Pr
	10	LFO		1		LFO
	11	RFI-Pr		2		RFI-Pr
	12	LFI ClSSt		2		LFI ClSSt
	13	RBO		2		RBO
	14	CR-LBO		4		CR-LBO
	15	RFI		2		RFI
	16a	LFO	1		1+1	LFO3
Closed	16b	RFI-Ch	1			
	17	LFO		2		RBO

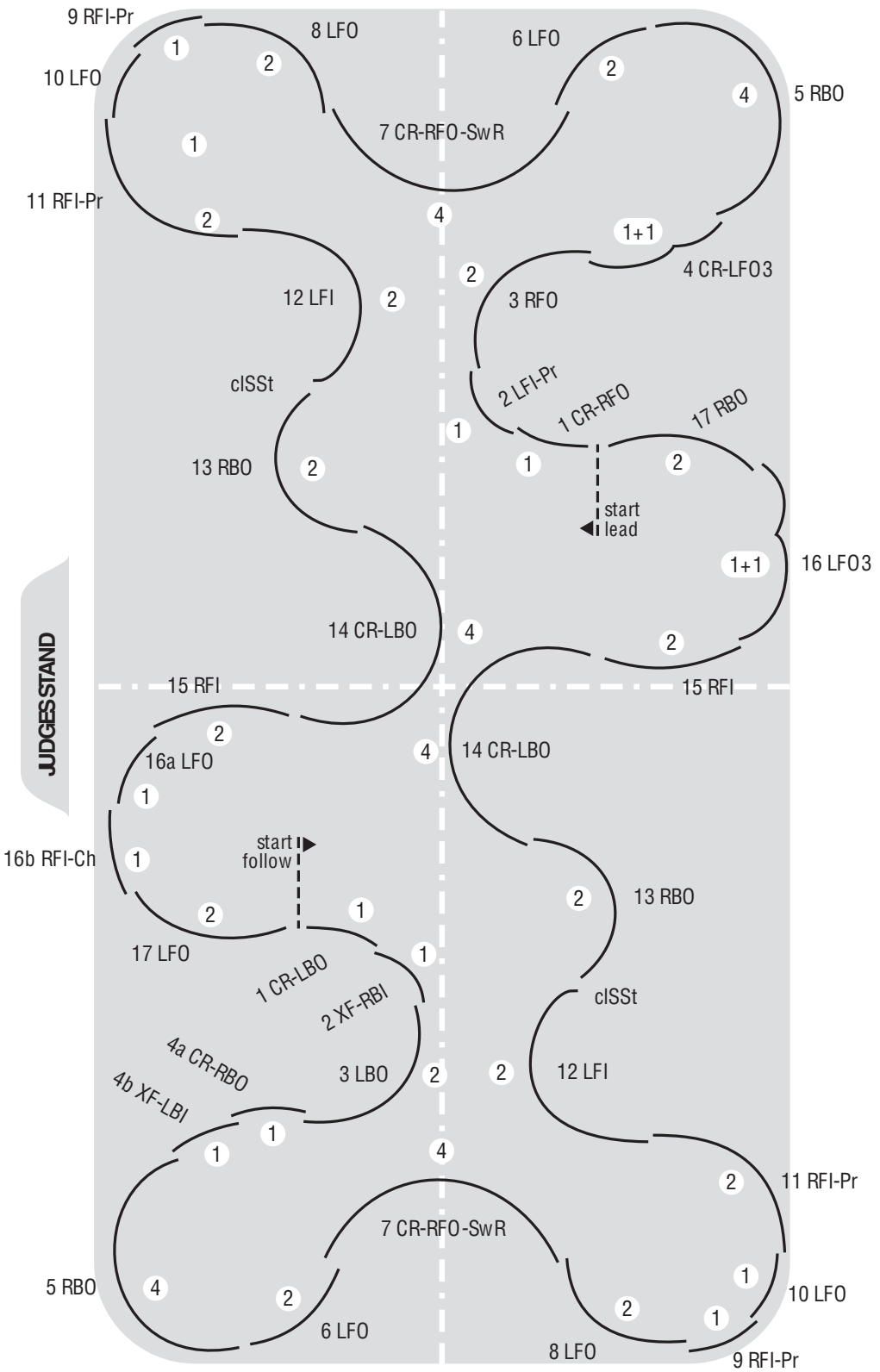
9 RFI-Pr
8 LFO
6 LFO
10 LFO
5 RBO
7 CR-RFO-SwR
11 RFI-Pr
1+1
4 CR-LFO3
12 LFI
3 RFO
clSSt
2 LFI-Pr
1 CR-RFO
17 RBO
13 RBO
start
lead
1+1
16 LFO3
JUDGES STAND
14 CR-LBO
15 RFI
15 RFI
16a LFO
14 CR-LBO
start
follow
16b RFI-Ch
13 RBO
17 LFO
1 CR-LBO
2 XF-RBI
clSSt
4a CR-RBO
3 LBO
12 LFI
4b XF-LBI
11 RFI-Pr
7 CR-RFO-SwR
5 RBO
10 LFO
6 LFO
8 LFO
9 RFI-Pr

© ISU

PASO DOBLE

MUSIC RHYTHM:	Paso Doble 2/4
TEMPO:	56 two-beat measures per minute; 112 beats per minute
ISU MUSIC INTRODUCTION:	32 beats, 17.1 seconds
PATTERN-TIMING:	1 = :17; 2 = :34; 3 = :51; 4 = 1:09
DURATION:	Test 2 = :34 Solo after partnering 2 = :34 Competition 3 = :51 Adult Competition 2 = :34
SKATER'S CHOICE TIMING:	See Skater's Choice Pattern Dance Timing Chart on usfigureskating.org
PATTERN:	Optional
TEST:	Pre-gold

The Paso Doble is a dramatic and powerful Spanish dance requiring good body control and precise footwork. It can be expressed in terms of its origins from the music of bull fighting or in Flamenco style.

Steps 1 to 15 are skated in outside hold with the follow partner to the lead partner's right. The dance starts with a progressive sequence followed by two chassé sequences. Steps 8 and 9 are most unusual slip steps (sometimes called "slide steps") for both the follow partner (skating backward) and the lead partner (skating forward). They are skated on the flat with both blades on the ice and with the free foot sliding closely past the skating foot to full extension. There are two optional ways to perform these steps: one option is to skate with the knee(s) of the weight bearing leg(s) bent as they slide across the ice, and the other option is to skate with the knee(s) of both of the weight bearing legs straight.

On Step 10, the free foot must be lifted distinctly from the ice. The following change of edge on Step 11 should be boldly skated to produce a pronounced outward bulge of the pattern. The lead partner crosses in front on Step 12, then skates a progressive sequence leading into a cross behind open C step. The follow partner skates a series of cross steps to coordinate with the lead partner. After the lead partner's C step, the partners assume closed hold.

Step 17 is the first two-beat edge of the dance. The lead partner extends their free leg in front, and the follow partner extends their free leg behind. The lead partner then skates a backward edge, a front cross step, then a two-beat back edge before stepping forward into open hold for chassé and progressive sequences. Meanwhile, the follow partner skates a cross behind chassé followed by two chassés and a progressive sequence. The first of the follow partner's two chassés is skated while the lead partner pauses two beats on Step 20. Steps 21 to 24 are performed together. Care must be taken to ensure that the partners remain in closed hold to the end of Step 20.

Probably the most difficult portion of the dance is the cross rolling movement on Steps 26 to 28. The deeper these outside edges are the better, which necessitates very supple knee action owing to the fast tempo of the dance. On the last cross roll the free legs are swung to the front, and both partners remain on the right forward outside edge. Then, only as they bring their free legs back to the heel (for the lead partner to prepare to push, and the follow partner to execute a quick open swing C step on the "and" between counts four and one), they change to a very short RFI edge. This places the follow partner in outside hold again for the restart of the dance.

The overall pattern of the Paso Doble is approximately elliptical, distorted here and there by outward bulges. The opening progressive is on a curve, but the next few steps are rather straight. The change of edge produces an outward bulge followed by Steps 12 to 25 that form a curve. The cross rolls cause a deviation in the pattern, and there is a final bulge before the restart of the dance.

INVENTORS: Reginald J. Wilkie and Daphne B. Wallis

FIRST PERFORMED: Westminster Ice Rink, London, England, 1938

Hold	Step No.	Lead Step	Number of beats of music			Follow Step
Outside	1	LFO		1		RBO
	2	RFI-Pr		1		LBI-Pr
	3	LFO		1		RBO
	4	RFI-Ch		1		LBI-Ch
	5	LFO		1		RBO
	6	RFI-Ch		1		LBI-Ch
	7	LFO		1		RBO
	8	RF-Lff Slip Step		1		LB-Rff Slip Step
	9	LF-Rff Slip Step		1		RB-Lff Slip Step
	10	XF-RFO		1		XB-LBO
	11	XB-LFIO		½+½		XF-RBIO
	12	XF-RFI		1		XB-LBI
	13	LFO		1		RBO
	14	RFI-Pr		1		XB-LBI
	15	XB-LFO OpCSt		1		RBO
Closed	16	RBO		1		XF-LBI
	17	LBI		2		RFI
Outside	18	RBO		1		LFO
	19	XF-LBI		1		XB-RFI
	20a	RBO	2		1	LFO
Changing	20b				1	RFI-Ch
Open	21	LFO		1		LFO
	22	RFI-Ch		1		RFI-Ch
	23	LFO		1		LFO
	24	RFI-Pr		1		RFI-Pr
	25	LFO		1		LFO
	26	CR-RFO		1		CR-RFO
	27	CR-LFO		1		CR-LFO
	28	CR-RFO-SwR	3		3 “and”	CR-RFO-SwR RFI OpCSt to LBI (between counts 4 & 1)

PASO DOBLE-LEAD — OPTIONAL PATTERN DANCE

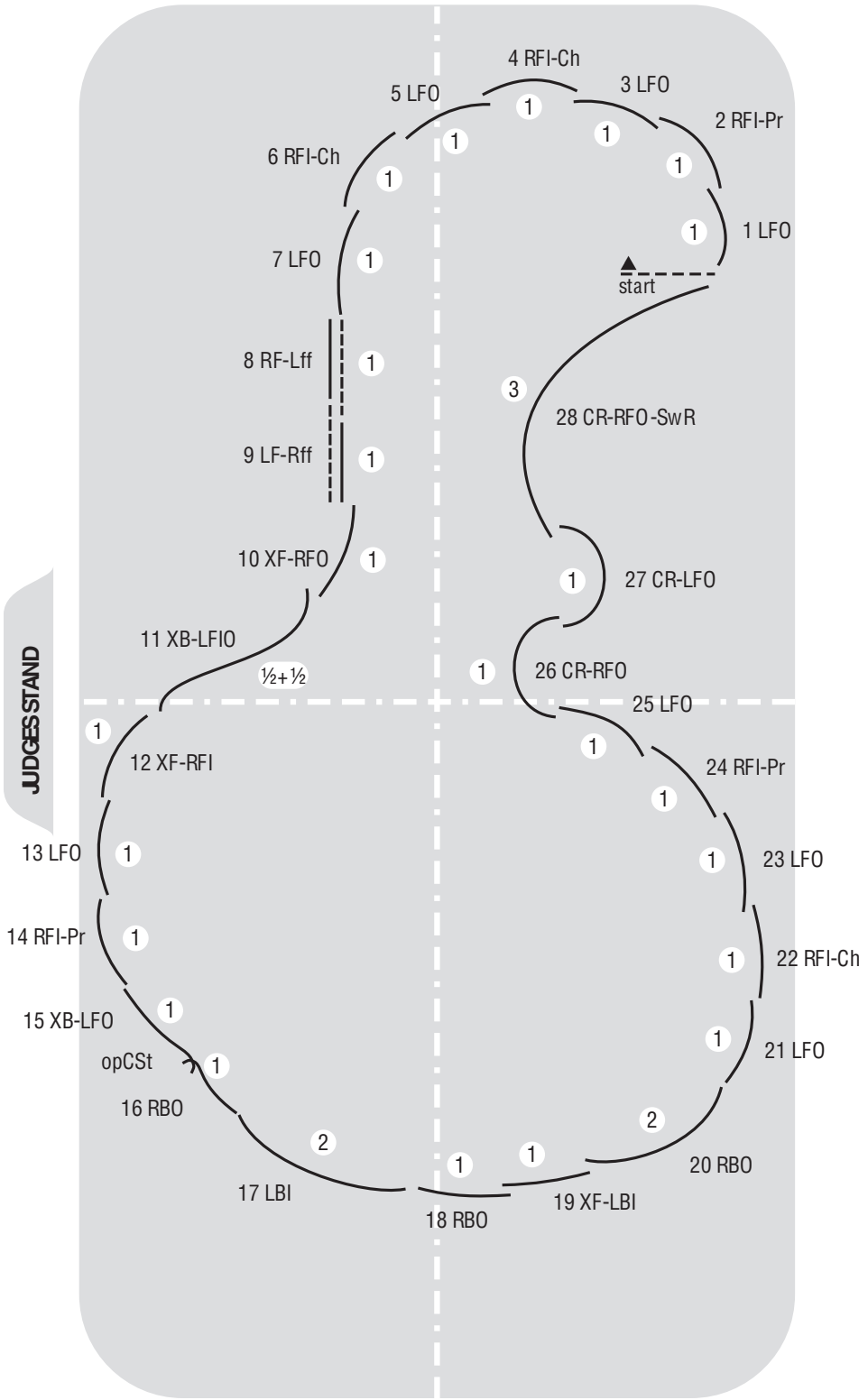

© ISU

PASO DOBLE-FOLLOW — OPTIONAL PATTERN DANCE

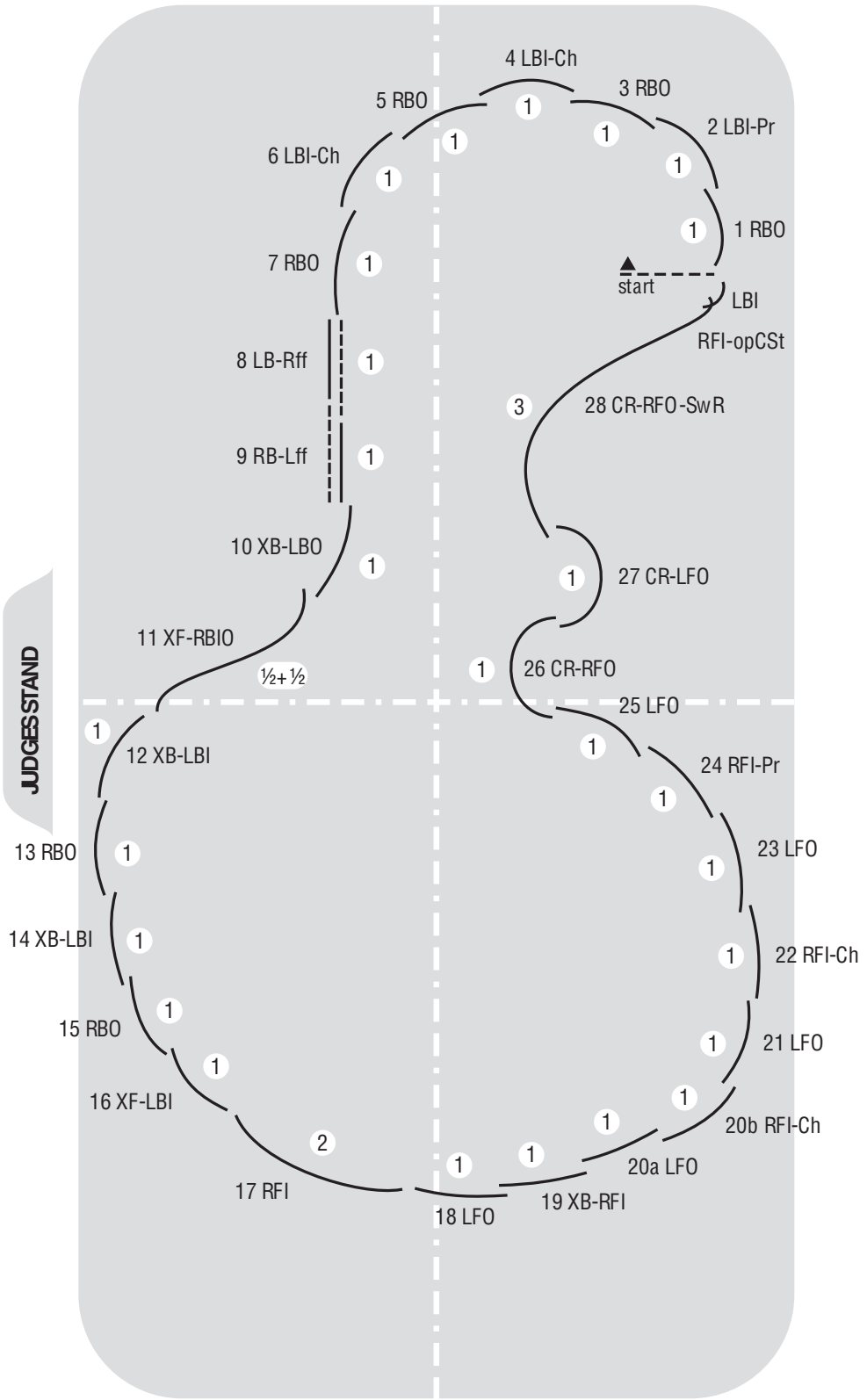

© ISU

STARLIGHT WALTZ

MUSIC RHYTHM:	Waltz 3/4
TEMPO:	58 three-beat measures per minute; 174 beats per minute
ISU MUSIC INTRODUCTION:	48 beats, 16.6 seconds
PATTERN-TIMING:	1 = :35; 2 = 1:10; 3 = 1:45
DURATION:	Test 2 = 1:10 Solo after partnering 2 = 1:10 Competition 2 = 1:10 Adult Competition 2 = 1:10
SKATER'S CHOICE TIMING:	See Skater's Choice Pattern Dance Timing Chart on usfigureskating.org
PATTERN:	Set
TEST:	Pre-gold

The character and rhythm of this dance are similar to that of the Viennese Waltz.

The dance starts in closed hold with three chassé sequences for both partners. The third step of each chassé sequence must finish on a strong outside edge. After the third chassé, both partners skate a six-beat change of edge on Step 9. The movement of the free leg during the second three beats of Step 9 may be interpreted as the skaters desire. Both partners skate a six-beat swing roll on Step 10. Continuing in closed hold during Steps 11 to 15, the lead partner skates three three-turns while the follow partner skates two. During this sequence, freedom of movement and interpretation is left to the discretion of the partners, except that they must remain in closed hold. Care should be taken that these three-turns are not whipped. After the lead partner's final three-turn on Step 15, the lead partner skates a back progressive while the follow partner prepares for the outside closed C step (Steps 16a and16b). Both partners hold Step 17 for six beats, accenting count four with a lift of the free leg.

Step 18 is skated in open hold. The lead partner holds Step 19 for three beats while the follow partner skates an open C step. The partners then resume closed hold for the swing roll on Step 20. The follow partner then turns into open hold, and,while the lead partner does a chassé, the follow partner skates another open C step. The partners resume closed hold for another swing roll on Step 23. The "chassé/C step" sequence is reversed once more during Steps 24 and 25. During the above three C steps the follow partner may place the heel of their free foot to the inside or at the heel of the skating foot before the turn.

During Step 26, the lead partner releases the left hand and places it across the lead partner's back. The follow partner then clasps the lead partner's left hand with their right hand. The lead partner releases their right hand so that, on Step 28, the lead partner can turn the three behind the follow partner. During Steps 26 to 28, the lead partner may bring their right arm forward or place it by their side.

Steps 27, 28 and 31 are commenced by the lead partner as cross rolls and Steps 27 and 31 as cross rolls by the follow partner. Step 29b for the follow partner is a cross behind chassé after which they must be careful to step beside, not step ahead. On completion of Step 29, the partners assume Kilian hold that is retained until Step 32. On Step 32 the lead partner skates a slide chassé while the follow partner turns a swing three-turn, with a backward lift of the free leg in time with the music, into closed hold to restart the dance.

INVENTORS: Courtney J.L. Jones and Peri V. Horne

FIRST PERFORMED: Queens Ice Rink, London, England, 1963

Hold	Step No.	Lead Step	Number of beats of music			Follow Step
Closed	1	LFO		2		RBO
	2	RFI-Ch		1		LBI-Ch
	3	LFO		3		RBO
	4	RFO		2		LBO
	5	LFI-Ch		1		RBI-Ch
	6	RFO		3		LBO
	7	LFO		2		RBO
	8	RFI-Ch		1		LBI-Ch
	9	LFOI		3+3		RBOI
	10	RFO-SwR		6		LBO-SwR
	11	LFO3	2+1		3	RBO
	12	RBO	3		2+1	LFO3
	13	LFO3	2+1		3	RBO
	14	RBO	3		2+1	LFO3
	15	LFO3	2+1		3	RBO
	16a	RBO	2		3	LFO ClCSt
	16b	LBI-Pr	1			
Open	17	RBO		6		RBO
	18	LFI		3		LFI
	19a	RFI	3		2	RFI OpCSt
Closed	19b				1	LBI
	20	LFO-SwR		6		RBO-SwR
	21	RFO		2		LFI OpCSt
	22	LFI-Ch		1		RBI
	23	RFO-SwR		6		LBO-SwR
	24	LFO		2		RFI OpCSt
	25	RFI-Ch		1		LBI
Changing (see text)	26	LFO		3		RBO
	27	CR-RFO		3		CR-LBO
	28	CR-LFO3	2+1		3	RFO
	29a	RBO	3		2	LFO
	29b				1	Xb-RFI-Ch
Kilian	30	LFO		3		LFO
	31	CR-RFO-SwR		6		CR-RFO-SwR
	32a	LFO	3		3+3	LFOSw3
Closed	32b	RFI-SlCh	3			

STARLIGHT WALTZ-LEAD — SET PATTERN DANCE

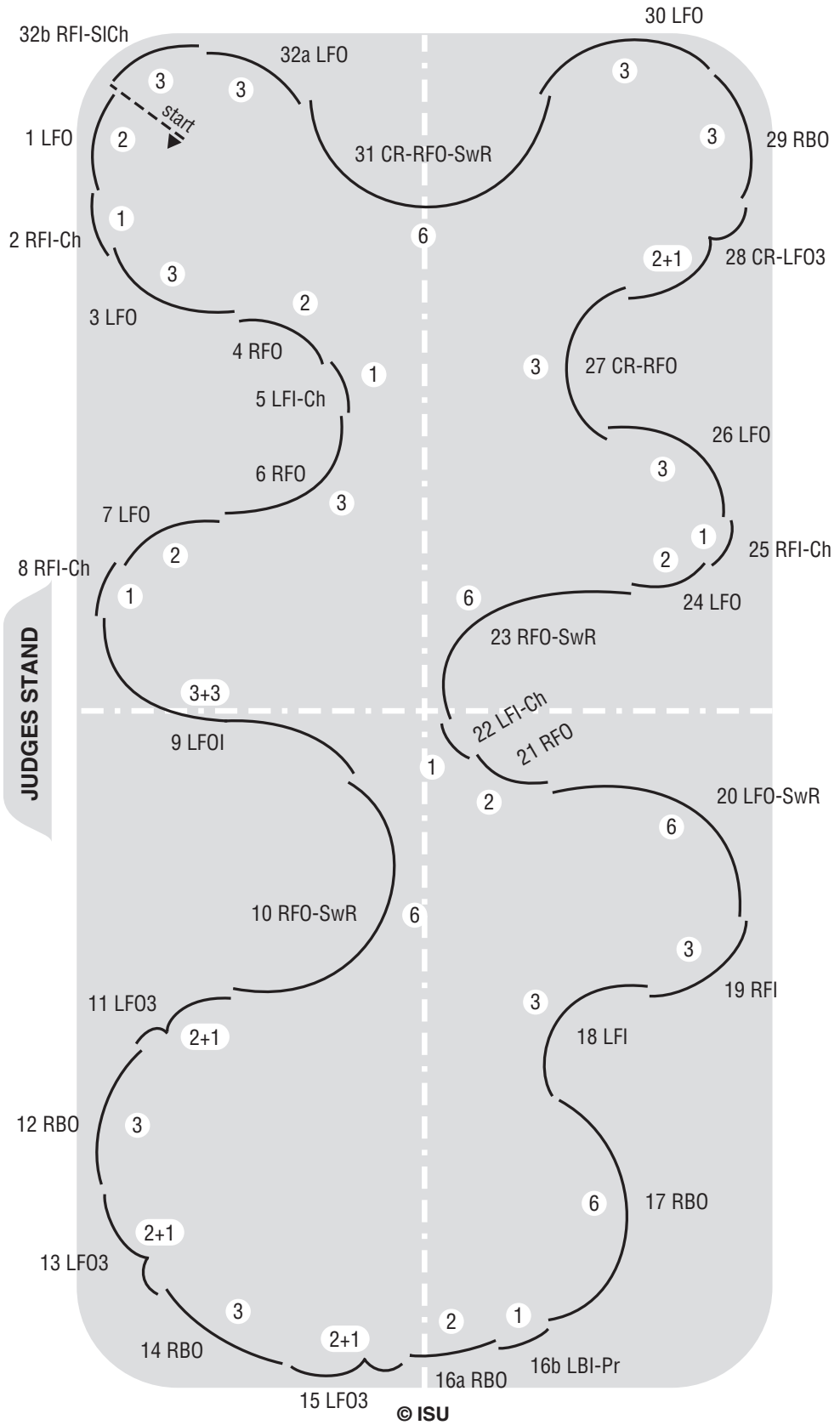

STARLIGHT WALTZ-FOLLOW — SET PATTERN DANCE

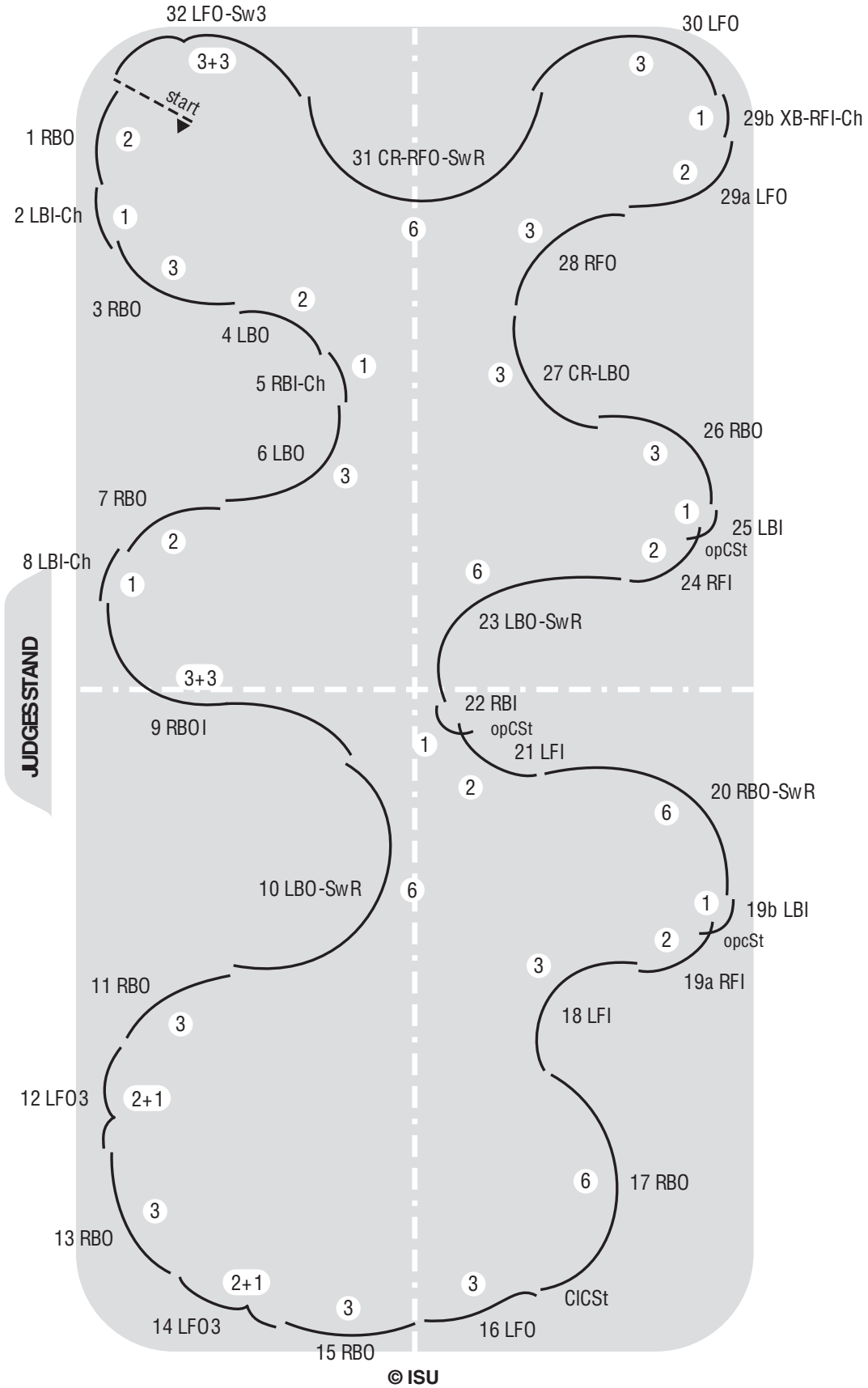

© ISU

VIENNESE WALTZ

MUSIC RHYTHM:	Waltz 3/4
TEMPO:	52 three-beat measures per minute; 156 beats per minute
ISU MUSIC INTRODUCTION:	48 beats, 18.4 seconds
PATTERN-TIMING:	1 = :23; 2 = :46; 3 = 1:09; 4 = 1:32
DURATION:	Test 2 = :46 Solo after partnering 2 = :46 Competition 3 = 1:09 Adult Competition 2 = :46
SKATER'S CHOICE TIMING:	See Skater's Choice Pattern Dance Timing Chart on usfigureskating.org
PATTERN:	Optional
TEST:	Gold

The Viennese Waltz is a light and lilting dance that must be skated with strongly curved edges. Soft knee action, neat footwork and elegant carriage are essential.

Steps 1 to 3 (also 16 to 18) form a progressive sequence. During these sequences the partners are not precisely opposite each other but slightly to one side in a partial outside hold skating an evenly round, continuous lobe. The timing of Steps 1 to 4 (and 16 to 19) is unusual for a waltz and, since it adds a pleasant and distinctive touch to the dance, must be closely followed. Steps 1 and 2 (also 16 and 17) are one-beat edges, followed by the three-beat edge Step 3 (also Step 18) and another one-beat cross roll Step 4 (also Step 19). Care should be taken to follow this timing that is a departure from the typical 1-2-3, 1-2-3 waltz rhythm pattern of the rest of the dance. Steps 4 and 19 start the new circle that curves toward the long barrier with an anticipated body weight change.

On Step 5 (also Step 20) a smoothly performed change of edge is taken with the free foot passing as closely as possible to the skating foot on deep, well-rounded, strong edges. During this change of edge, the partners change sides. After the changes of edge, Step 6 should continue the well-rounded lobe toward the side/long barrier rather than cutting prematurely toward the end/short barrier.

Care must be taken to direct Step 8 onto a true edge with the follow partner trailing the lead partner. There must be a definite change of body weight at the end of Step 8 for Step 9 to be accomplished without difficulty. The lead partner must skate ahead on Step 9 with the follow partner following and paralleling the lead partner's tracing. During Step 9 they are momentarily in open hold with the shoulders parallel to the tracing. Steps 9 and 10 form a closed S step for the lead partner, while Steps 10 and 11 form an open C step for the follow partner that must be performed with the correct timing (2 + 1) and correct edges. On Step 12, the follow partner places the left foot to the side and slightly behind the right foot that is held forward afterward.

On Step 13, the partners change from closed to outside hold for a proper take off for Step 14. Step 14 (also Step 23) is a cross roll. Step 24 should be skated in closed hold with strong edges, a rising knee action and free leg swing to emphasize the character of the dance.

INVENTORS: Eric van der Weyden and Eva Keats

FIRST PERFORMED: Streatham Ice Rink, London, England, 1934

Hold	Step No.	Lead Step	Number of beats of music			Follow Step
Closed*	1	LFO		1		RBO
	2	RFI-Pr		1		LBI-Pr
	3	LFO		3		RBO
	4	CR-RFO		1		CR-LBO
	5	XB-LFIO		2+1		XF-RBIO
	6	XB-RFI		3		XF-LBI
	7	LFO3	2+1		3	RBO
Closed	8	RBO		3		LFO
Open	9	LFI ClSSt		3		RFO
	10	RBO		2		LFO OpCSt
Closed	11	XF-LBI		1		RBO
	12	RFI		3		LBI
	13	LFO		3		RBO
Outside	14	CR-RFO3	2+1		3	CR-LBO
Closed	15	LBO		3		RFO
Closed*	16	RBO		1		LFO
	17	LBI-Pr		1		RFI-Pr
	18	RBO		3		LFO
	19	CR-LBO		1		CR-RFO
	20	XF-RBIO		2+1		XB-LFIO
	21	XF-LBI		3		XB-RFI
	22	RBO		3		LFO
	23	CR-LBO	3		2+1	CR-RFO3
Closed	24	RFO-SwR		6		LBO-SwR

*Partners slightly to one side — in partial outside

VIENNESE WALTZ-LEAD — OPTIONAL PATTERN DANCE

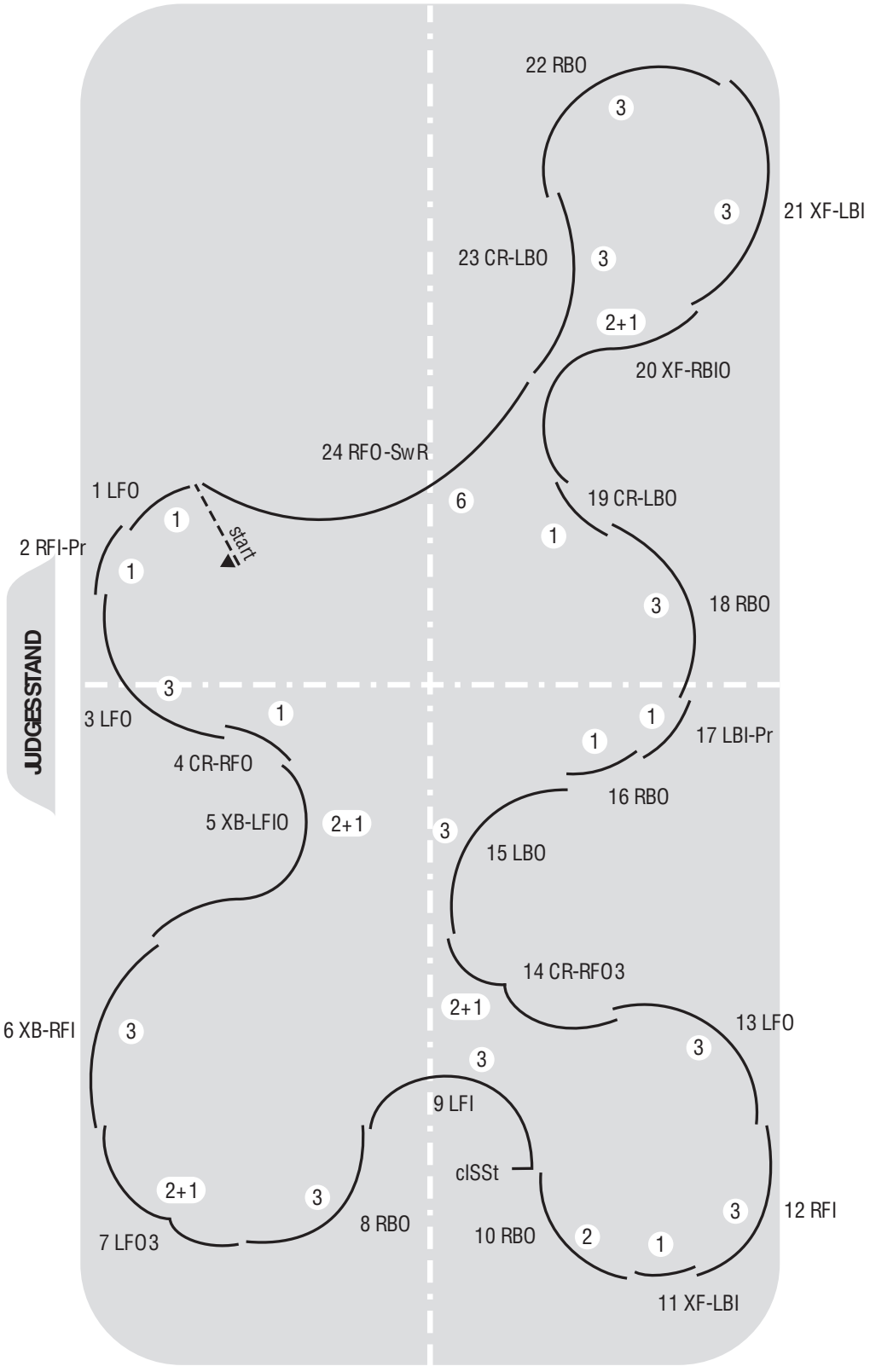

© ISU

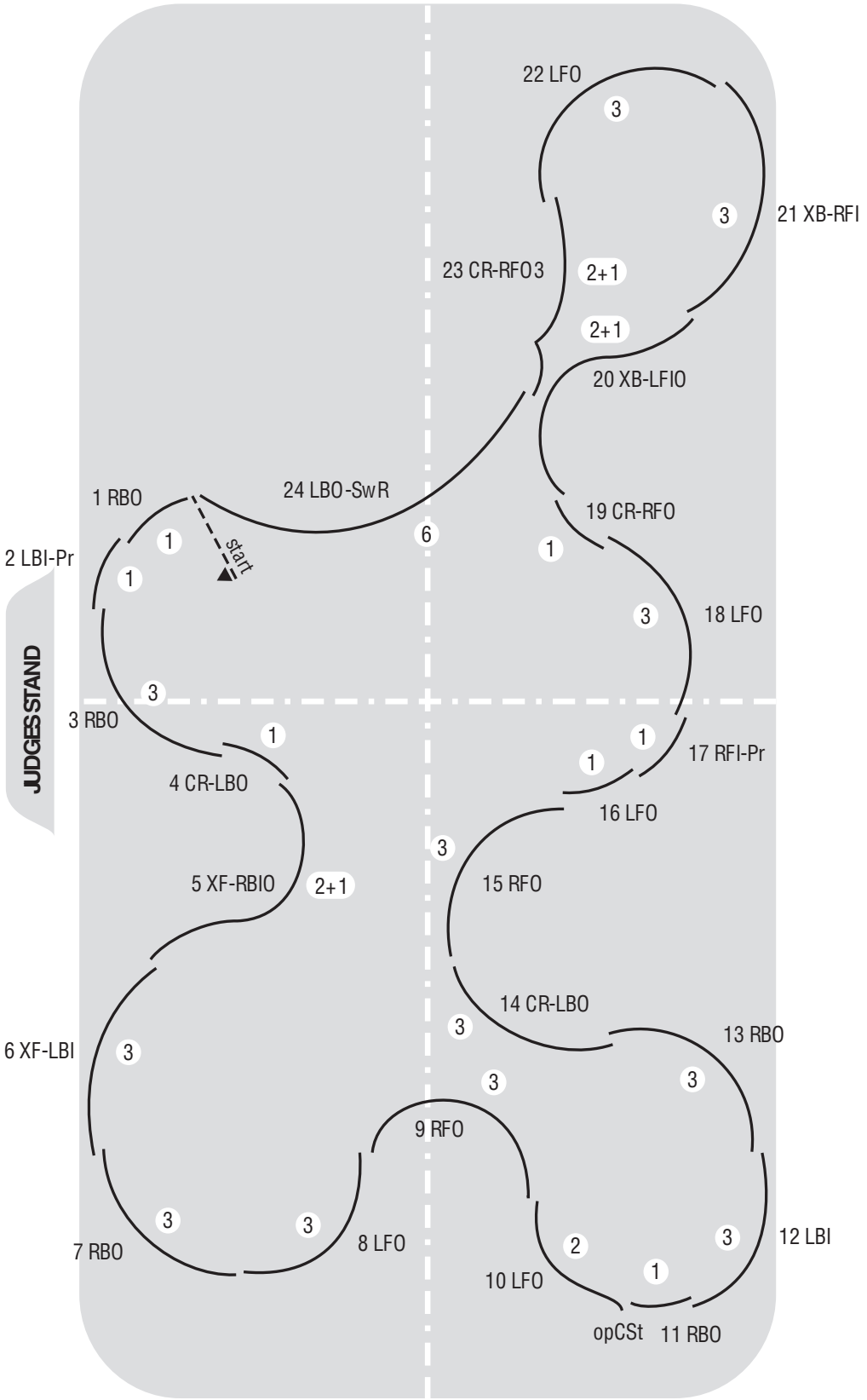
22 LFO
3
3
21 XB-RFI
23 CR-RFO3
2+1
2+1
20 XB-LFIO
1 RBO
24 LBO-SwR
19 CR-RFO
6
1
start
2 LBI-Pr
1
1
3
18 LFO
JUDGES STAND
3
3 RBO
1
1
1
17 RFI-Pr
4 CR-LBO
16 LFO
3
5 XF-RBIO
2+1
15 RFO
14 CR-LBO
3
13 RBO
6 XF-LBI
3
3
3
9 RFO
3
3
3
12 LBI
7 RBO
8 LFO
2
1
10 LFO
opCSt
11 RBO

© ISU

WESTMINSTER WALTZ

MUSIC RHYTHM: Waltz 3/4
TEMPO: 54 three-beat measures per minute; 162 beats per minute

ISU MUSIC INTRODUCTION: 48 beats, 17.8 seconds

PATTERN-TIMING: 1 = :29; 2 = :58; 3 = 1:27; 4 = 1:56

DURATION: Test 2 = :58
Solo after partnering 2 = :58
Competition 2 = :58
Adult Competition 2 = :58

SKATER'S CHOICE TIMING: See Skater's Choice Pattern Dance Timing Chart on usfigureskating.org

PATTERN: Optional

TEST: Gold

The Westminster Waltz is characterized by stately carriage and elegance of line. It should be skated with strong edges and a softly flowing knee action. An upright stance without breaking at the waist is essential to its stately character.

The dance is commenced in Kilian hold that changes to Reversed Kilian hold between Steps 5 and 6. Steps 1 to 3 form a progressive sequence. Step 3, however, changes to an inside edge after two beats so that Step 4 may be directed with a lilt and quick body weight change toward the center. Steps 5 and 6 form an inside open C step. At the start, the lead partner is on the follow partner's left but, during the turn, both rotate individually, thus the lead partner exits from the C step on the follow partner's right. Step 7 should be highlighted by strong edges and good carriage. Step 8 should aim toward the side of the ice surface, and Step 9 should continue around the lobe.

On Step 10, which starts as a cross roll for both partners, the follow partner turns their three in front of the lead partner. After the turn, the partners join in closed hold, then almost immediately change to open hold for Steps 11 and 12, which are cross behind chassés skated on a curve. Step 13 for the follow partner is an inside forward swing rocker where the swing is held for six beats before the turn on count one of the second measure. Step 13 for the lead partner is an outside forward swing counter with the same timing. At the moment of turning, the partners must be in hip-to-hip position. Step 14 must be taken from the side of the preceding foot.

On Step 15 the lead partner follows the follow partner's tracing as the follow partner turns an inside three on count four. Steps 16 to 20 are skated in closed hold. Step 16 is a cross roll for both partners. Step 17 has a very moderate progressive movement, and afterward both partners step wide for the start of Step 18. Step 20 begins as a cross roll for both partners.

On count three of Step 21, the follow partner turns a three aiming for the lead partner's left shoulder. On count four, the follow partner steps onto a left backward outside edge and extends their right hand across to their partner's right hand to assume Reversed Kilian hold. On Step 22, the lead partner assists the follow partner in shifting across in front of him into Kilian hold in preparation for the restart of the dance. Care must be taken in swinging the free legs on Step 22 during the RFO so as not to interfere with the transition of hold. A one-beat change of edge onto a RFI is skated at the end of Step 22 to assist in changing the lean for the restart of the dance.

INVENTORS: Eric van der Weyden and Eva Keats

FIRST PERFORMED: Westminster Ice Rink, London, England, 1938

Hold	Step No.	Lead Step	Number of beats of music			Follow Step
Kilian	1	LFO		2		LFO
	2	RFI-Pr		1		RFI-Pr
	3	LFOI		2+1		LFOI
	4	RFI		3		RFI
	5	LFI OpCSt		3		LFI OpCSt
Reversed Kilian	6	RBI		3		RBI
	7	LBO		6		LBO
	8	RFI		3		RFI
	9	LFO		3		LFO
	10a	CR-RFO-SwR	6		2+1	CR-RFO3
Closed	10b				3	LBO
Open	11	LFO		2		RFI
	12	XB-RFI		1		XB-LFO
	13	LFO-SwCtr		6+3		RFI-SwRk
	14	RBI		3		LBO
	15	LFO	6		3+3	RFI3
Closed	16	CR-RFO		2		CR-LBO
	17	LFI-Pr		1		RBI-Pr
	18	Wd-RFI		3		Wd-LBI
	19	LFO		3		RBO
	20	CR-RFO3	2+1		3	CR-LBO
Reversed Kilian	21a	LBO	6		2+1	RFO3
	21b				3	LBO
Change Sides	22	RFOI-SwR		5+1		RFOI-SwR

WESTMINSTER WALTZ-LEAD — OPTIONAL PATTERN DANCE

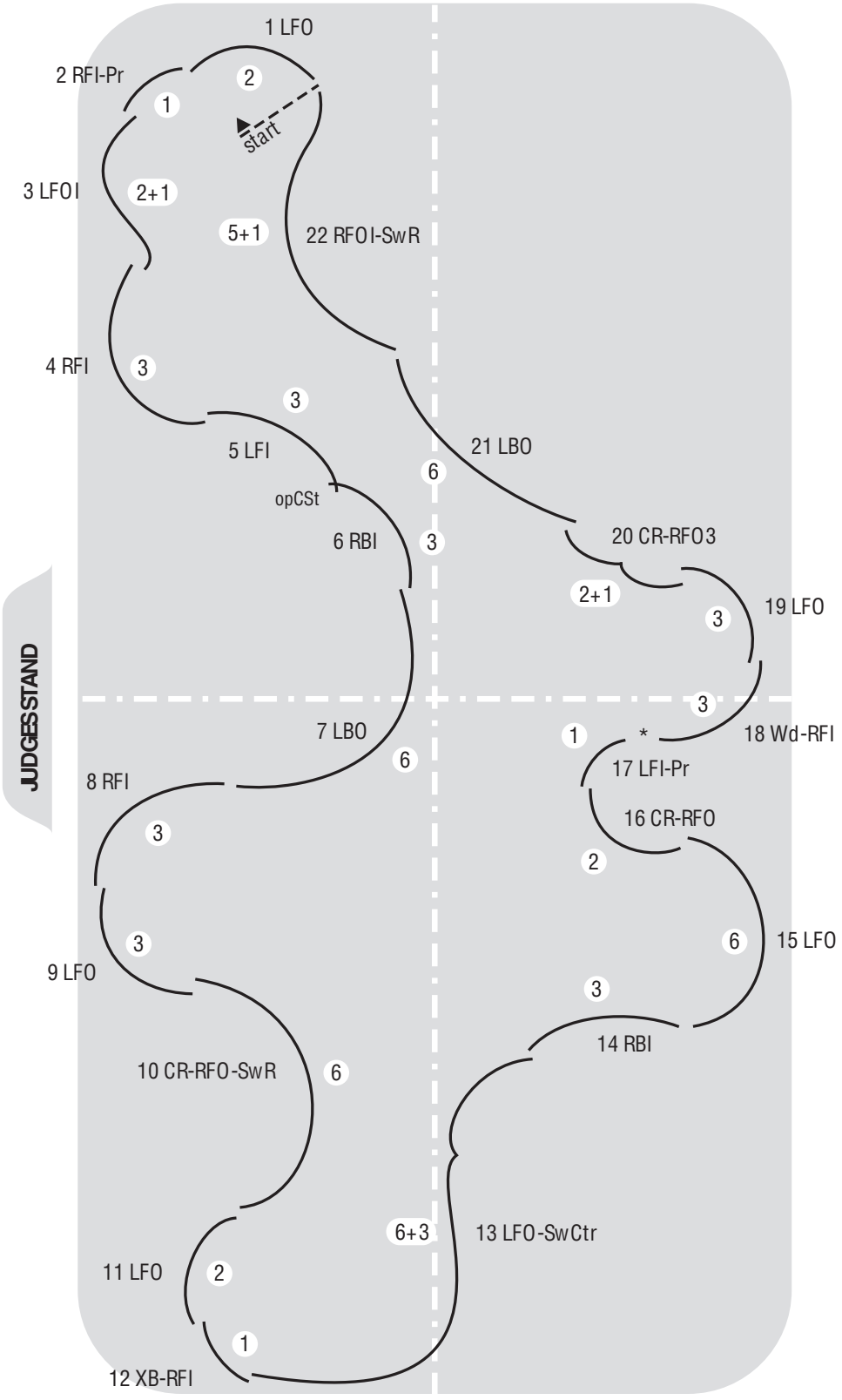

© ISU

WESTMINSTER WALTZ-FOLLOW — OPTIONAL PATTERN DANCE

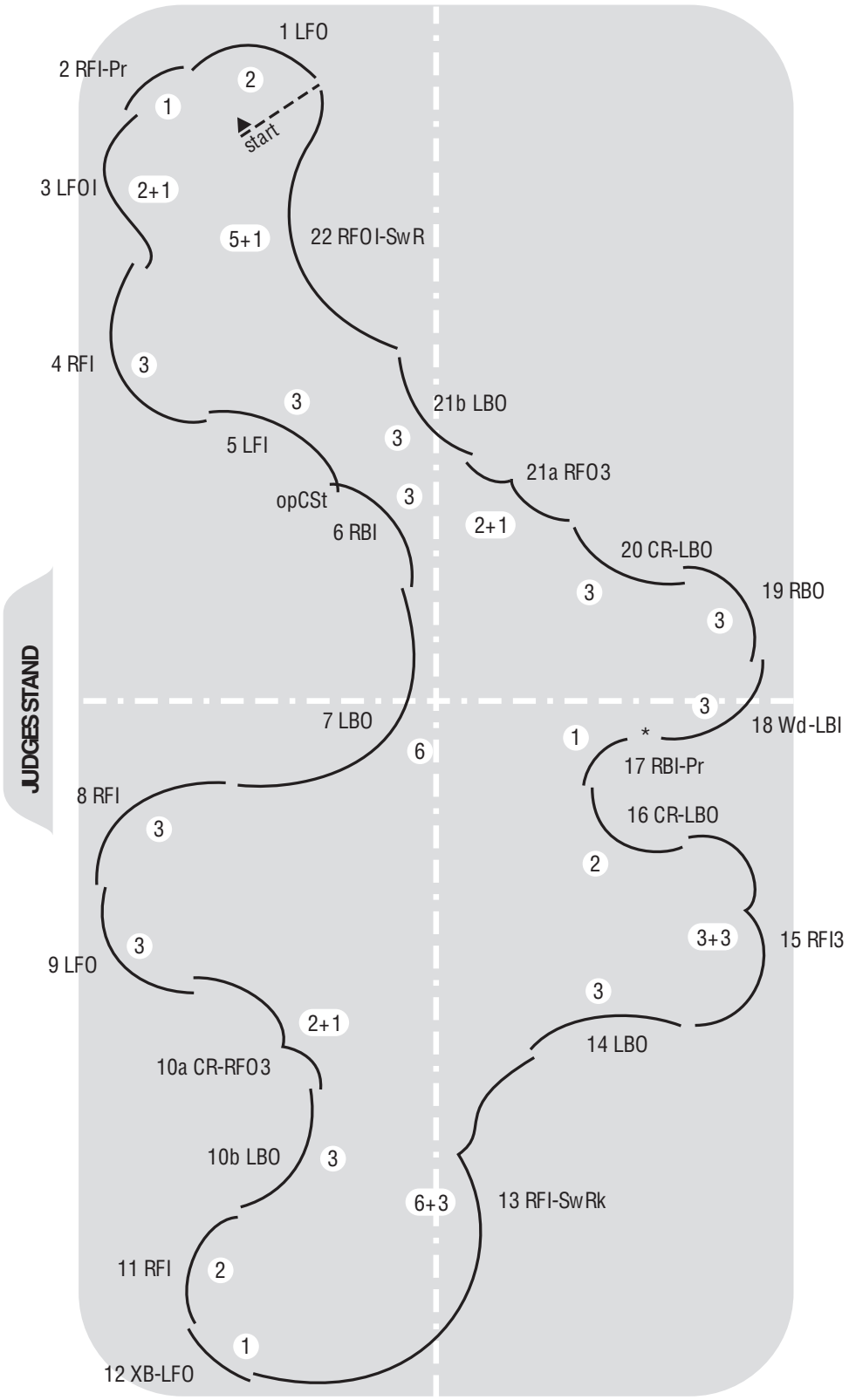

© ISU

QUICKSTEP

MUSIC RHYTHM: Quickstep 2/4
TEMPO: 56 two-beat measures per minute; 112 beats per minute

ISU MUSIC INTRODUCTION: 32 beats, 17.1 seconds

PATTERN-TIMING: 1 = :15; 2 = :30; 3 = :45; 4 = 1:00

DURATION: Test 3 = :45
Solo after partnering 2 = :30
Competition 4 = 1:00
Adult Competition 3 = :45

SKATER'S CHOICE TIMING: See Skater's Choice Pattern Dance Timing Chart on usfigureskating.org

PATTERN: Set

TEST: Gold

This dance is skated in Kilian hold throughout with both partners skating the same steps. To ensure a really good performance, it is essential that the couple remain hip to hip — that is with the lead partner's right hip against the follow partner's left. The Quickstep must be danced in keeping with the music that is fast and of bright character.

For true edges to be skated, it is essential that the dance be started approximately on the midline at the end of the ice surface. The sequence of steps requires approximately the length of the ice surface, and the direction of the edges shown in the diagram must be adhered to.

Steps 1 and 2 form a chassé sequence, while Steps 3 to 5 form a progressive sequence. Step 5 is a four-beat left forward outside edge forming the first part of a closed swing S step. The exit edge from the S step is held for three beats; the free foot first remains forward, then is drawn down beside the skating foot and swung smoothly outward and backward to assist the knee action to make the change of edge, although optional positions for the free leg are permitted. The change of edge should be distinct to define the shape of the lobe. The remaining steps should be skated with vitality, and the edges of Steps 7 to 9 should be as deep as possible. Step 7 is started crossed behind, while Step 9 is crossed in front.

Step 10 is held for four beats and is a deep outside edge started with a cross behind toward the side/long barrier. The transition from Step 10 to Step 11 can be made with ease if the right backward outside edge is well controlled. Steps 13 to 18 are skated lightly but distinctly, and care must be taken to maintain the curvature of the pattern. Steps 13 to 15 form a progressive sequence. Step 16 is a cross roll, Step 17 is a crossed behind inside to outside change of edge, and Step 18 is crossed in front. On Step 17, a definite change of edge is executed with the right foot held in front, ready for Step 18.

INVENTORS: Reginald J. Wilkie and Daphne B. Wallis

FIRST PERFORMED: Westminster Ice Rink, London, England, 1938

QUICKSTEP — STEP CHART

Hold	Step No.	Step (same for both)	Number of beats of music
Kilian	1	LFO	1
	2	RFI-Ch	1
	3	LFO	1
	4	RFI-Pr	1
	5	LFO	4
		Sw-ClSSt	
	6	RBIO	2+1
	7	XB-LBI	1
	8	RBI	1
	9	XF-LBO	1
	10	XB-RBO	4
	11	LFI	2
	12	RFI	2
	13	LFO	1
	14	RFI-Pr	1
	15	LFO	1
	16	CR-RFO	1
	17	XB-LFIO	1/2+1/2
	18	XF-RFI	1

QUICKSTEP — SET PATTERN DANCE

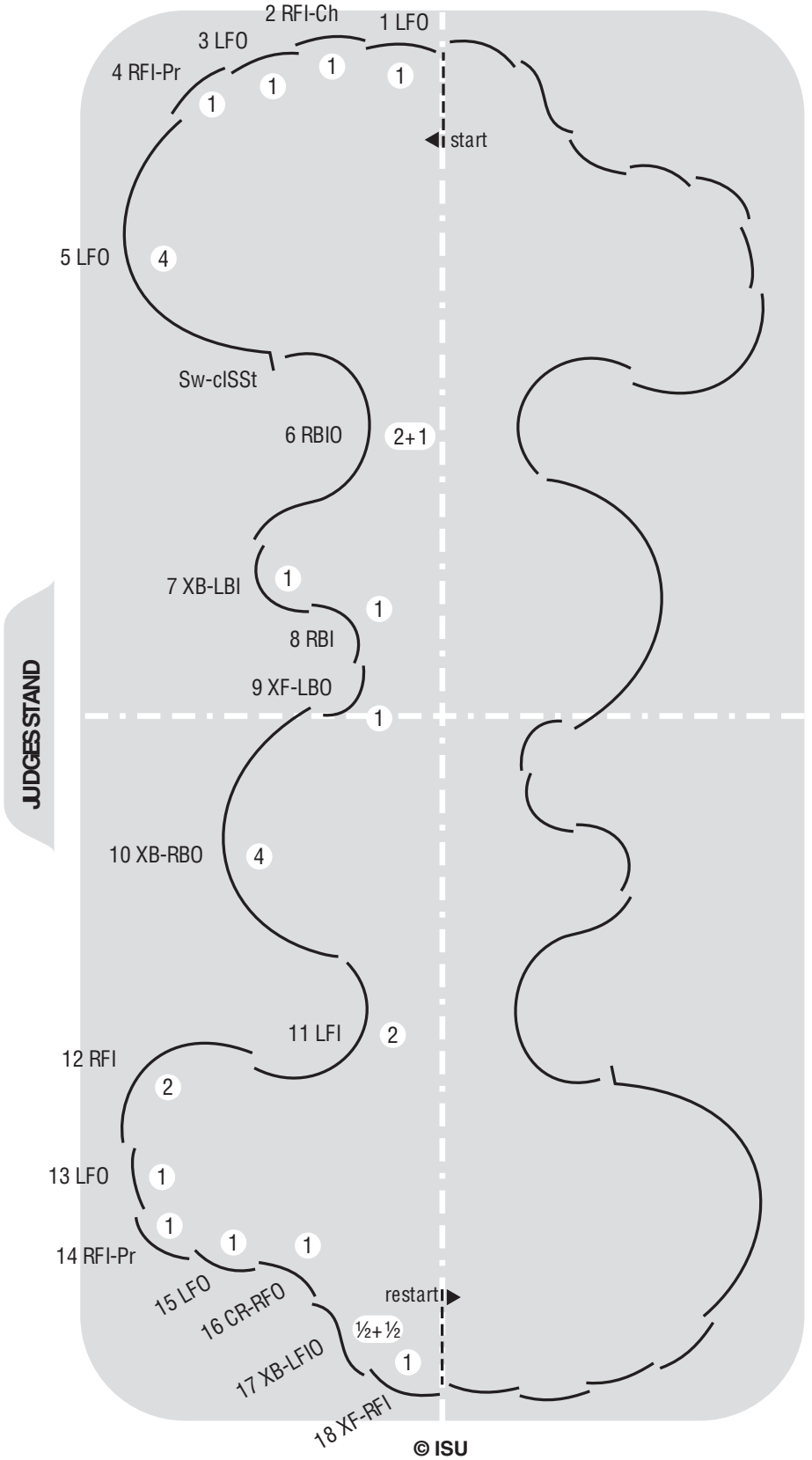

ARGENTINE TANGO

MUSIC RHYTHM: Tango 4/4
TEMPO: 24 two-beat measures per minute; 96 beats per minute

ISU MUSIC INTRODUCTION: 32 beats, 20.0 seconds

PATTERN-TIMING: 1 = :35; 2 = 1:10; 3 = 1:45; 4 = 2:20

DURATION: Test 2 = 1:10
Solo after partnering 2 = 1:10
Competition 2 = 1:10
Adult Competition 2 = 1:10

SKATER'S CHOICE TIMING: See Skater's Choice Pattern Dance Timing Chart on usfigureskating.org

PATTERN: Set

TEST: Gold

The Argentine Tango should be skated with strong edges and considerable "élan." Good flow and fast travel over the ice are essential and must be achieved without obvious effort or pushing.

The dance begins with partners in open hold for Steps 1 to 10. The initial progressive, chassé and progressive sequences of Steps 1 to 6 bring the partners on Step 7 to a bold LFO edge facing down the ice surface. On Step 8, both partners skate a right forward outside cross roll on count one held for one beat. On Step 9, the couple crosses behind on count two, with a change of edge on count three as their free legs are drawn past the skating legs and held for count four to be in position to start the next step, crossed behind for count one. On Step 10 the lead partner turns a counter while the follow partner executes another cross behind then change of edge. This results in the partners being in closed hold as the follow partner directs their edge behind the lead partner as the lead partner turns their counter.

Step 11 is strongly curved toward the side of the ice surface. At the end of this step the follow partner momentarily steps onto the RFI on the "and" between counts four and one before skating Step 12 that is first directed toward the side barrier. The lobe formed by Steps 13 to 15 starts with a cross roll toward the midline. The follow partner then turns a cross roll three (Step 13) toward the lead partner, then the lead partner skates a three-turn for Step 14. These steps are strong edges followed by Step 15 that is an outside edge that directs the lobe toward the side of the ice surface.

The lead partner skates a two-beat edge (Step 16) while the follow partner skates a chassé (Steps 16a and b), then the lead partner steps forward to place the couple in Kilian hold. Steps 17 to 19 form a progressive sequence that is followed by a swing cross roll (Step 20) across the end of the ice surface. Another progressive sequence leads to Step 23. This step is a left forward outside edge for both ending in a forward clockwise "twizzle-like motion" for the follow partner ("Tw1" — their body turns one full continuous rotation, the skating foot does not technically execute a full turn, followed by a step forward) and a swing open S step for the lead partner turned between count four and count one of the next measure. During the twizzle, the follow partner has their weight on the left foot but carries the right foot close beside it. While executing Steps 21 to 23, the follow partner must skate hip to hip with the lead partner, the follow partner's tracing following the lead partner's tracing. After this move is completed, the couple moves into closed hold.

On the next lobe, the follow partner skates a cross roll onto Step 25, but the lead partner does not. After the follow partner turns their three-turn aiming at the lead partner (the follow partner's Step 25), the lead partner steps forward (the lead partner's Step 26) into outside hold with the follow partner on the lead partner's right. Steps 27 to 31 are a series of five cross rolls directed down the ice surface. The first cross roll is held for two beats, while the next three cross rolls are one beat each. The partners should skate the cross rolls lightly on well-curved edges. The final step is a cross roll outside swing roll held for three beats, and at its conclusion the follow partner steps briefly onto a RFI between counts four and one, which enables the follow partner to restart the dance.

INVENTORS: Reginald J. Wilkie and Daphne B. Wallis

FIRST PERFORMED: Westminster Ice Rink, London, England, 1934

Hold	Step No.	Lead Step	Number of beats of music			Follow Step
Open	1	LFO		1		LFO
	2	RFI-Pr		1		RFI-Pr
	3	LFO		1		LFO
	4	RFI-Ch		1		RFI-Ch
	5	LFO		1		LFO
	6	RFI-Pr		1		RFI-Pr
	7	LFO		2		LFO
	8	XF-RFO		1		XF-RFO
	9	XB-LFIO		1+2		XB-LFIO
	10	XB-RFI Ctr	1+1		1+1	XB-RFIO
Closed	11	LBO	2		2 “and”	XF-LFI RFI (between counts 4 & 1)
	12	RBO		2		LFO
	13	CR-LBO	2		1+1	CR-RFO3
	14	RFO3	1+1		2	LBO
	15	LBO		2		RFO
	16a	RBO	2		1	LFO
	16b				1	RFI-Ch
Kilian	17	LFO		1		LFO
	18	RFI-Pr		1		RFI-Pr
	19	LFO		2		LFO
	20	CR-RFO-SwR		4		CR-RFO-SwR
	21	LFO		1		LFO
	22	RFI-Pr		1		RFI-Pr
	23	LFO Sw-OpSSt RBI (between counts 4 & 1)		4 “and”		LFO Sw-“Tw1” (between counts 4 & 1)
Closed	24	LBO		4		RFO
	25	RBO	2		1+1	CR-LFO3
	26	LFO		2		RBO
Outside	27	CR-RFO		2		CR-LBO
	28	CR-LFO		1		CR-RBO
	29	CR-RFO		1		CR-LBO
	30	CR-LFO		1		CR-RBO
	31	CR-RFO-SwR	3		3 “and”	CR-LBO-SwR RFI (between counts 4 & 1)

ARGENTINE TANGO-LEAD — SET PATTERN DANCE

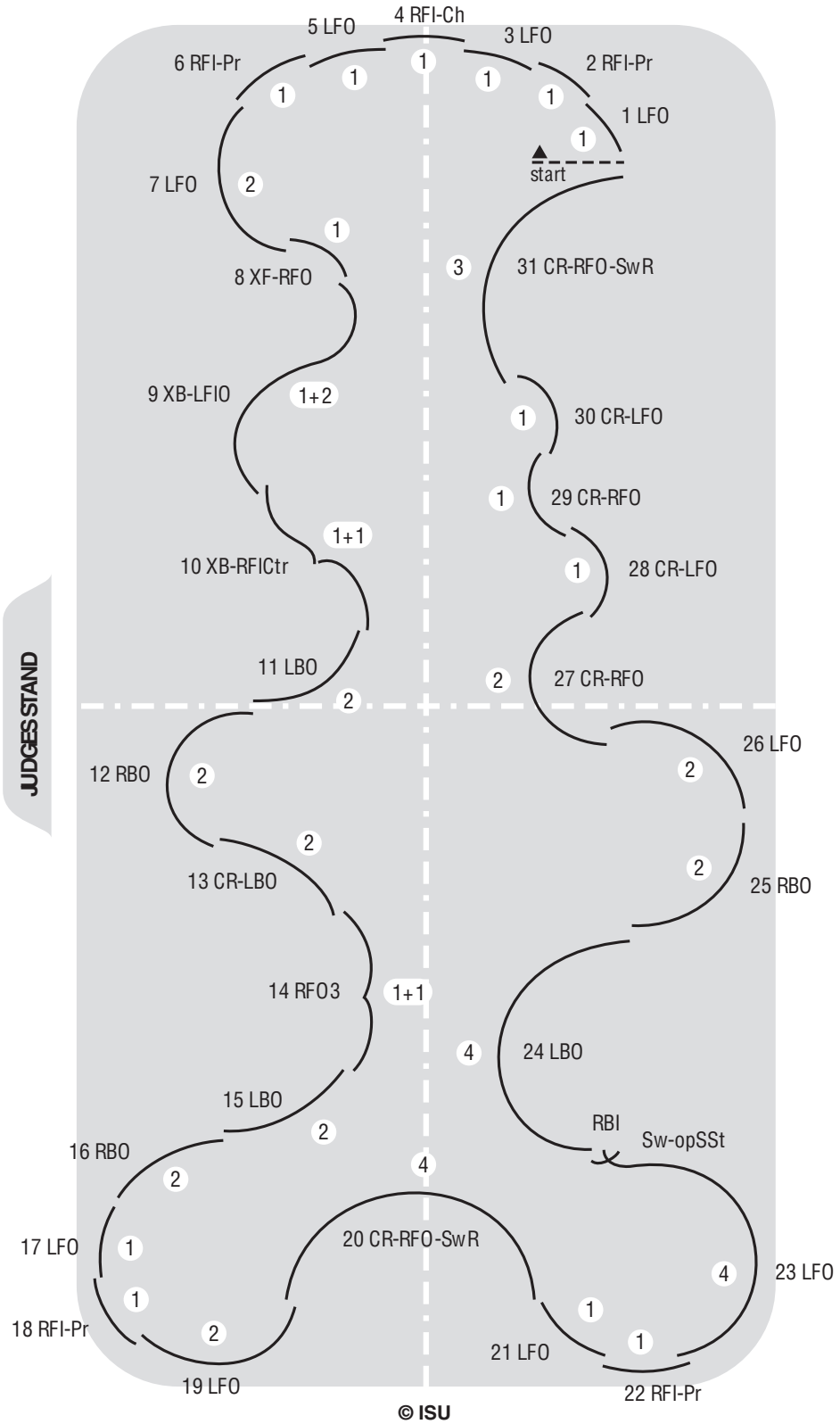

ARGENTINE TANGO-FOLLOW — SET PATTERN DANCE

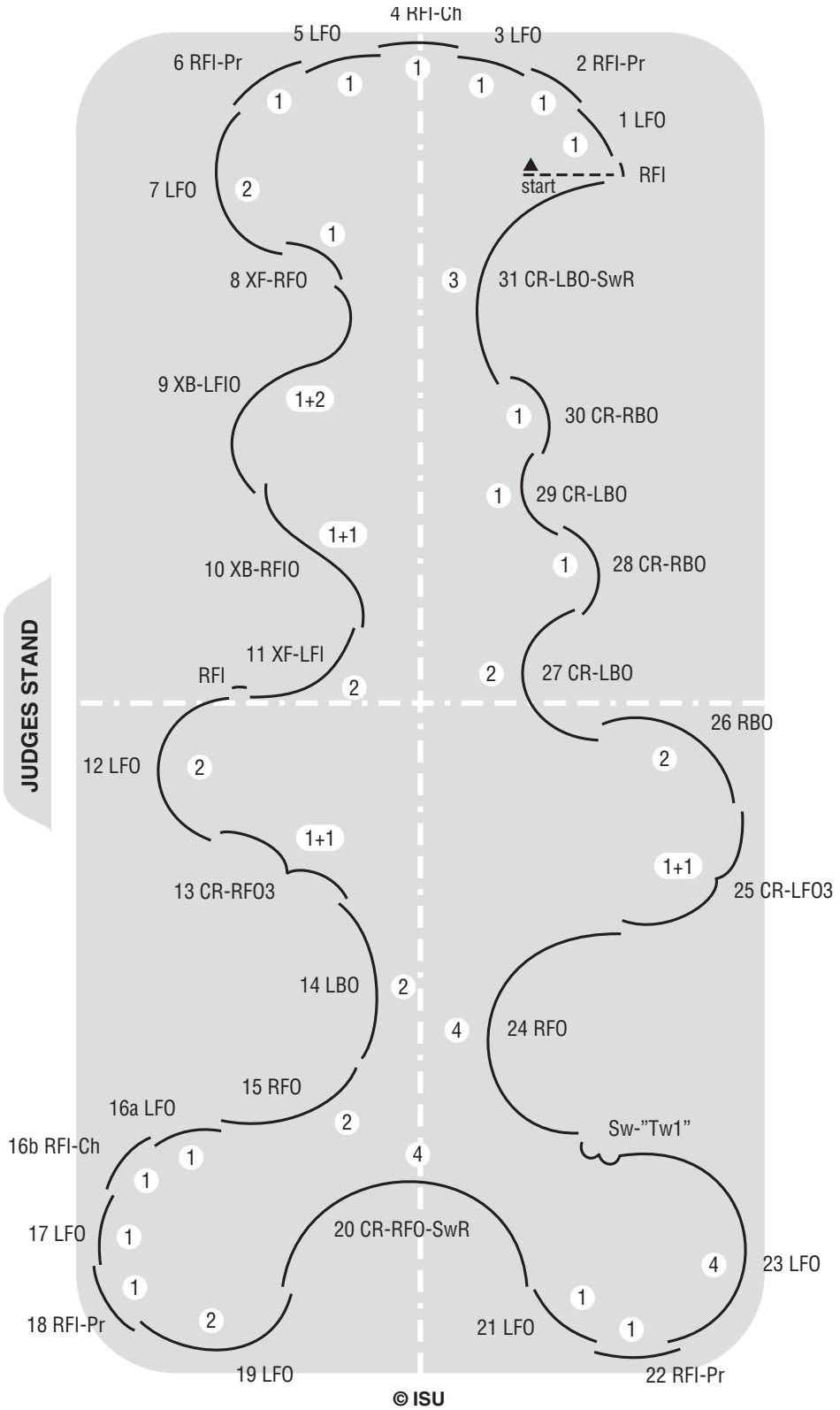

AUSTRIAN WALTZ

MUSIC RHYTHM:	Waltz 3/4
TEMPO:	60 three-beat measures per minute; 180 beats per minute
ISU MUSIC INTRODUCTION:	48 beats, 16 seconds
PATTERN-TIMING:	1 = :49; 2 = 1:38; 3 = 2:27; 4 = 3:16
DURATION:	Test 2 = 1:38 Competition 2 = 1:38 Adult Competition 2 = 1:38
SKATER'S CHOICE TIMING:	See Skater's Choice Pattern Dance Timing Chart on usfigureskating.org
PATTERN:	Optional
TEST:	International
SOLO TEST:	All skaters test follow steps

The Austrian Waltz is characterized by elegance of line combined with the typical lightness of the Viennese Waltz. It should be skated with strongly curved edges, bending of the skating knee and wide extended movements of the arms and free legs while maintaining a soft flow throughout the waltz.

The three-turns in closed hold should be skated with the feet of the couple close together. The follow partner's twizzles should be skated well in front of the lead partner. The leading hand of the lead partner must support the follow partner during the follow partner's turns so that there are no stops in the flow. During the execution of all the follow partner's twizzles, the free foot is crossed in front of the skating foot.

The dance is commenced in Kilian hold with a touchdown three-turn on the left foot for both partners (Step 1). Bending of the skating knee for two beats and rising on count three is essential in order to turn the three easily around the same axis, to keep the flow (in Kilian hold) and to accentuate the waltz character. The very short right back outside edge is skated on the "and" after beat three of Step 1. Steps 2 and 3 are followed by a left forward inside edge held for three beats.

On Step 5, the follow partner skates an inside three on count six of the measure changing into closed hold and finishes with a swing of their free leg starting on count one with the edge held until count three. Meanwhile, the lead partner skates a crossed behind right forward outside stroke on the count of three and steps on count four on a crossed in front left forward outside edge, swinging their right free leg forward matching the follow partner's movement for the same beats.

On Step 6, the lead partner turns a three on the right forward outside edge on count six. The follow partner's back outside edge is an open stroke with their free leg swinging behind to be closed on count six and both partners rising.

The long Step 7 for the follow partner starts with a right forward outside three on count three, followed by a right backward inside edge with the free leg stretched behind for three beats. Still on the right foot, the follow partner changes the edge to a right backward outside edge with their free leg moving in front for the next two beats. To finish the movement the follow partner closes their free leg on the next beat to turn their counterclockwise back outside twizzle under the left arm of the lead partner. On Step 7a, the lead partner skates a left backward outside edge for the first three beats. For the next three beats (the lead partner's Step 7b) the lead partner skates a right forward outside edge with free leg stretched behind. The lead partner's sequence is finished with a left forward cross roll for two beats (the lead partner's Step 7c) and a three-turn on the last beat matching the twizzle of the follow partner.

Step 8 is an outside edge for three beats duration with the free leg extended. Step 9a for the follow partner is an inside Ravensburger-type three turned on count three with a swing of the follow partner's free leg starting on count four to be held until count six. After a short cross behind left backward outside on the "and" between counts six and one, the follow partner crosses in front to a right backward inside edge. Keeping their free foot close to the skating foot, the follow partner turns a backward inside three-turn on count three to finish with a swing of their free leg starting on count four to be held until count six (the follow partner's Step 9b). The lead partner's Steps 9a and 9b are a swing roll of six beats and a cross roll swing of again six beats duration. It is important that both partners match their free legs on the last three beats of that section. With the second three-turn of the follow partner, they change to Kilian hold.

Step 10 for both is a touchdown three turned in Kilian hold on the third beat, followed by a short right backward outside edge skated on the “and” after beat three. Both skaters skate Step 11 for counts four to six as an open stroke with the foot extended back.

The follow partner continues on their Step 12 with a cross roll and a three-turn on count three followed by a very short left backward outside edge to help to step forward for Step 13a (a touchdown three). During Steps 12a and 13, the lead partner is slightly left of the follow partner. Step 13 is turned on the count of one (beat four of the step). The follow partner’s Step 13a is a right forward outside edge for three beats and is followed by a crossed behind left forward inside edge on count one (Step 13b) with a forward extension to match the lead partner’s free leg and finished with a “twizzle-like” motion. Both partners change to a “waltz” hold with their right arms extended in “helicopter” style after Step 13b with the lead partner skating backwards.

Steps 15 to 17 are European Waltz-type three-turns in closed hold. On Step 18 the follow partner steps their cross roll slightly to the left of the lead partner to turn their three on count six followed by a very short left backward outside (a touchdown three) to step forward to turn their simultaneous three-turns on Step 19 in crossed Foxtrot hold. (The partner’s arms are crossed at their back with the lead partner’s right hand on the follow partner’s right hip; the follow partner’s left hand on the lead partner’s left hip).

On the left backward outside edge on Step 20 both partners release their hands in front to move them close to their hips with their other arms still crossed behind their backs. Out of this hold, the follow partner starts with a right forward outside rocker briefly touching down with the left foot to skate a right backward outside edge lifting the left free arm above the head (the follow partner's Step 21a). The lead partner steps forward from a crossed behind right backward outside edge (the lead partner's Step 21a), while the follow partner turns the rocker behind the lead partner's back (the Back to Back section), to skate a left forward outside (the lead partner's Step 21b) holding the follow partner’s right hand with the lead partner's left hand and moving the lead partner's right hand above the lead partner's head matching the follow partner’s movement. (For the follow partner's Step 21a, the follow partner steps on one, turns their rocker on count two, briefly touches down to thrust themselves onto their RBO for counts three, four and five, then skates XB-LBO, the follow partner's Step 21b, on count six.)

During Step 22, both partners change back to High Kilian hold with their right hands up above shoulder level. On Step 22, the follow partner skates a cross in front backward inside three turned on count two to skate the right forward outside swing in unison with the lead partner’s forward outside swing roll started with a cross roll. Both turn a left forward inside three (the follow partner's Step 23a; the lead partner's Step 23) on count two with the free foot crossed in front. The lead partner finishes their edge still on their left foot with a back swing on counts four, five and six. The follow partner steps forward (Step 23b) and may match the lead partner’s swing on the follow partner's right forward outside edge. During the three-turn, the partners change into “closed” hold with the right arms extended in “helicopter” style. The three-turns (Steps 24 and 25) are three-turned on count three. Step 26 is a swing of six beats duration.

On Step 27 the follow partner turns a fast twizzle (1.5 rotations counterclockwise) on their right forward inside edge on count three, under the left arm of the lead partner, while the lead partner skates a left forward outside edge for six beats with their free leg extended on the last three beats to match the follow partner’s leg action as the follow partner holds their RBO edge after their turn.

Step 28 for the follow partner is a left backward outside twizzle of one rotation turning in the opposite direction (clockwise), and still under the left arm of the lead partner, finishing on a LBO with a swing matching the free leg movement of the lead partner. The first three of the “walk-around threes” (Step 29 for the lead partner; Step 30 for the follow partner) is turned on beat three of the step. The second three of this set (Step 31a for the lead partner; Step 31b for the follow partner) is turned rapidly so that the timing for the lead partner is two counts for their left forward outside edge with the three being turned on the “and” between counts two and three. The follow partner skates their right back outside edge for two counts and their left forward outside three-turn (the follow partner's Step 31b) for one count.

During these fast turns (walk-around threes) a firm waltz hold, upright position and tight footwork are very important, and the couple must remain opposite skating around the same axis. Step 33 is a left backward outside edge for the follow partner and a cross roll three-turn for the lead partner in closed hold. For the follow partner, Step 34 is a right forward outside double three, with the first three-turn being turned on count six and the right backward inside three turned on count three of the next measure. The lead partner’s Step 34a is a left backward outside edge, and the lead partner's Step 34b is a right forward outside edge changing into Kilian hold as the follow partner turns their first three-turn. Step 35 is a cross behind left forward inside edge for both skaters held for two counts, and Step 36 is a right forward inside edge in preparation for the restart.

INVENTORS: Susi and Peter Handschmann

FIRST PERFORMED: Vienna, Austria, 1979

Hold	Step No.	Lead Step	Number of beats of music			Follow Step
Kilian	1	LFO3 RBO between counts 3 & 4		2+1 “and”		LFO3 RBO between counts 3 & 4
	2	LFO		2		LFO
	3	RFI-Ch		1		RFI-Ch
	4a	LFI	2		3	LFI
	4b	XB-RFO	1			
Closed	5	XF-LFO-Sw	6		2+1+3	RFI3 -Sw
	6	RFO3	2+1		3	LBO
	7a	LBO	3		2+4+2+1	RFO3
	7b	RFO	3			
	7c	CR-LFO3	2+1			RBIO Tw1
	8	RBO		3		LFO
	9a	LFO-Sw	6		2+1+3 “and”	RFI3 Sw XB-LBO
	9b	CR-RFO-Sw	6		2+1+3	XF-RBI3 Sw
Kilian	10	LFO3 RBO between counts 3 & 4		2+1 “and”		LFO3 RBO between counts 3 & 4
	11	LFO		3		LFO
	12a	CR-RFO	2		2+1 “and”	CR-RFO3 LBO between counts 3 & 4
“Closed” Helicopter	12b	LFI-Ch	1			
	13a	RFO3-Sw	3+3		3	RFO
	13b				2+1	XB-LFI-“Tw”
	14	LBO		3		RFO
	15	RBO	3		2+1	CR-LFO3
	16	LFO3	2+1		3	RBO
	17	RBO		3		LFO
Crossed Foxtrot	18	CR-LBO	3		2+1 “and”	CR-RFO3 LBO after ct 6
	19	RFO3		2+1		RFO3
	20	LBO		3		LBO
Back-to-back	21a	XB-RBO	3		1+4	RFO-Rk & L Td/RBO
	21b	LFO	3		1	XB-LBO
Closed to High Kilian	22	CR-RFO-Sw	6		1+2+3	XF-RBI3 -Sw
	23a	LFI3 Sw	1+1 +4		1+1	LFI3
“Closed” Helicopter	23b				4	RFO
	24	RBO	3		2+1	LFO3
	25	LFO3	2+1		3	RBO
	26	RBO-Sw		6		LFO-Sw
	27	LFO	6		2+1+3	RFI-Tw 1 ½ /RBO
	28	RFO	6		2+1+3	LBO-Tw 1 /LBO
	29	LFO3	2+1		3	RBO
	30	RBO	3		2+1	LFO3
	31a	LFO/LFO3 after ct 2	2 “and”		2	RBO
	31b	RBO	1		½+½	LFO3
	32	LFO		3		RBO
	33	CR-RFO3	2+1		3	LBO
	34a	LBO	3		2+3+1	RFO3/RBI3
Kilian	34b	RFO	3			
	35	XB-LFI		2		XB-LFI
	36	RFI		1		RFI

AUSTRIAN WALTZ-LEAD — OPTIONAL PATTERN DANCE

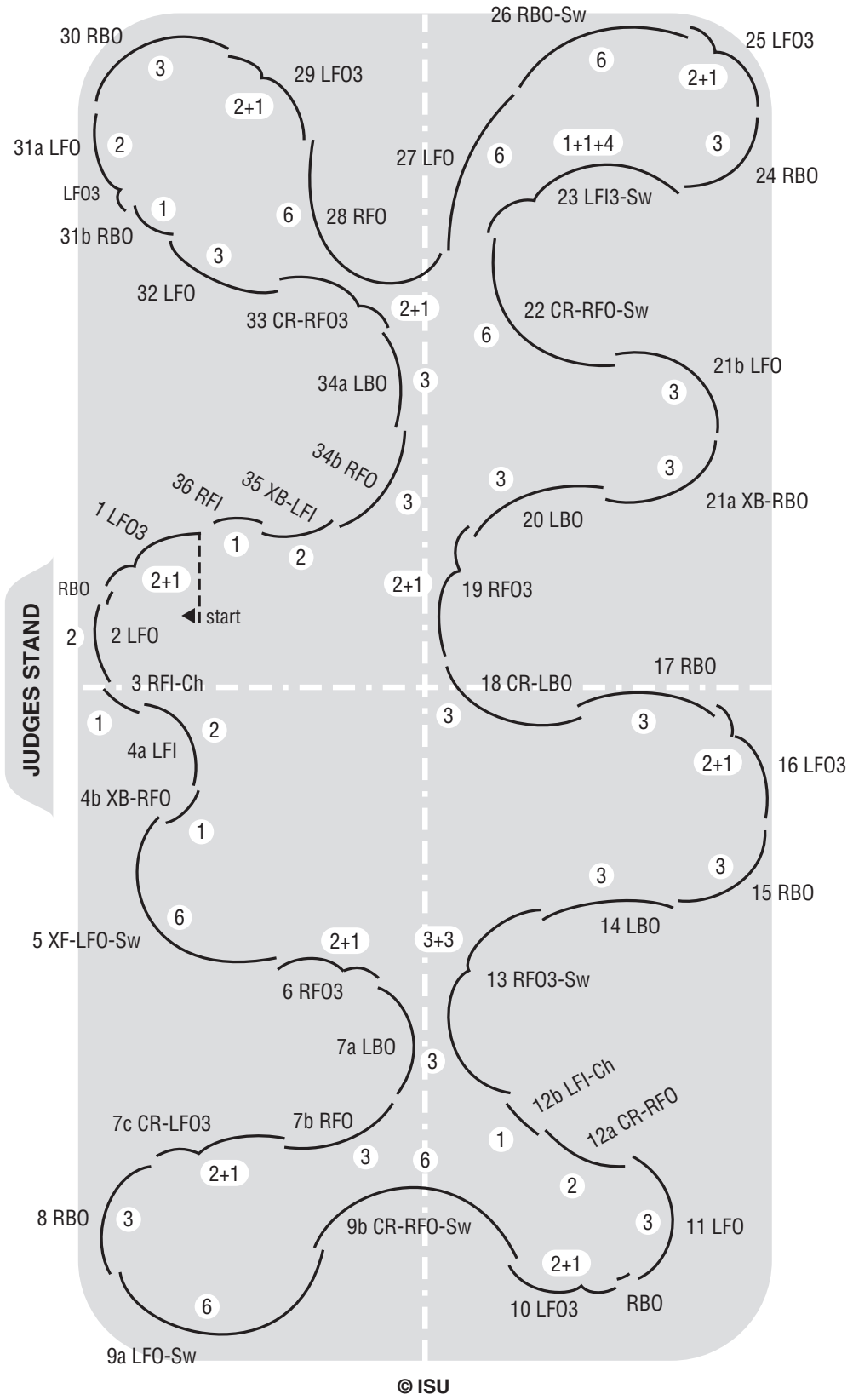

© ISU

AUSTRIAN WALTZ-FOLLOW — OPTIONAL PATTERN DANCE

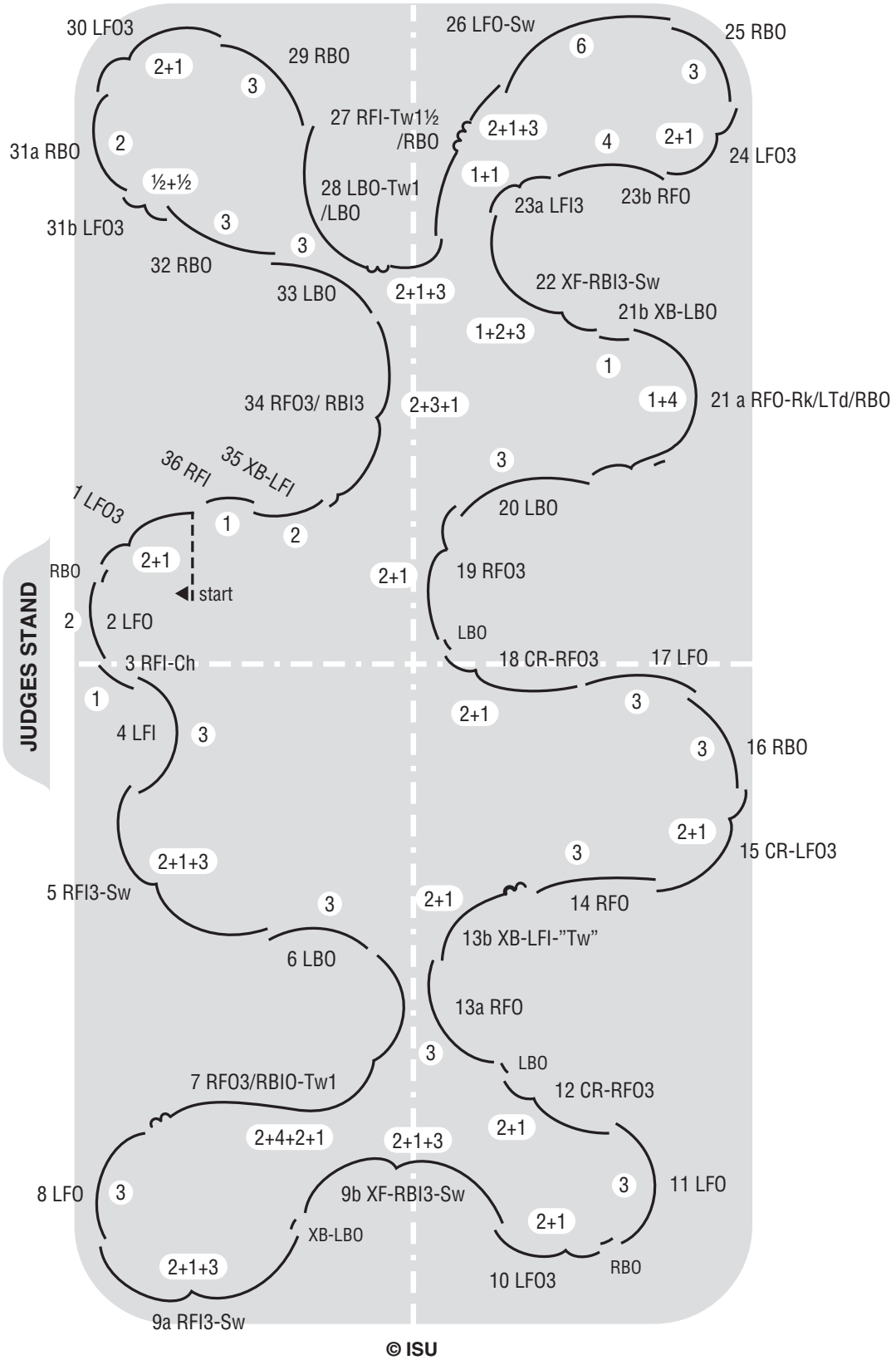

© ISU

CHA CHA CONGELADO

MUSIC RHYTHM:	Cha Cha 4/4
TEMPO:	29 four-beat measures per minute; 116 beats per minute
ISU MUSIC INTRODUCTION:	32 beats, 16.5 seconds
PATTERN-TIMING:	1 = :34; 2 = 1:07; 3 = 1:41; 4 = 2:14
DURATION:	Test 2 = 1:07 Competition 2 = 1:07 Adult Competition 2 = 1:07
SKATER'S CHOICE TIMING:	See Skater's Choice Pattern Dance Timing Chart on usfigureskating.org
PATTERN:	Optional
TEST:	International

This dance is designed to introduce dancers to a Latin American rhythm at an early stage of development and help them to appreciate rhythm not only with their feet but also with their bodies. The steps are structured in places so as to portray the feeling of "1, 2 cha-cha-cha." Individual interpretation by couples to add Cha Cha character is permitted provided that integrity of steps, free leg positions and dance holds are maintained. Retrogressions on pattern transitions are permitted.

Steps 1 and 2 are skated on a lobe toward, then away from the barrier. Steps 3 and 4 are slip steps. The lead partner skates three slip steps (Steps 3, 4 and 5) of half-beat each, but on the last one, the lead partner remains on their left foot for another half-count, and the right foot is lifted. The follow partner skates three slip steps also, but as the follow partner completes their third slip (Step 5a) the follow partner crosses the left foot behind on the second half-count for Step 5b. There is a tendency for follow partners to omit Step 5b due to the difficulty of the weight transfer onto the step. Credit should be given by the judges to those women who can perform it properly. Steps 1 to 5 are skated in outside hold and give the timing of a "1, 2 cha-cha-cha." On Step 6 the dancers change to hand-in-hand hold (follow partner's right hand in the lead partner's left, follow partner's left hand in the lead partner's right) to skate a series of cross in front touch down steps.* On Step 7, the lead partner changes sides to the right of the follow partner's tracing as the lead partner turns their rocker and the follow partner their three-turn. After they make their turns on Step 8, the follow partner is on the left of the lead partner's tracing, switching to the lead partner's right side after Step 9.

On Step 10, the partners assume closed hold, and on Step 11, both partners extend the free leg to the back on the third beat (musical count one). On Step 14, the follow partner releases their left hand from the open hold and passes under the lead partner's left arm as the follow partner does the C step.

On Step 23, the follow partner places their left hand in the lead partner's right hand. Step 24 is a swing closed C step for both dancers but in opposite directions, so that they turn their back toward each other, releasing hands. On Step 25, the follow partner places their right hand in the lead partner's left. (Note that Step 25 is a cross in front for both (XF-RBI for the lead partner; XF-LBO for the follow partner.))

Steps 27 to 36a are skated in Kilian hold, and Steps 27 to 36 are the same for both partners. They skate a series of touch down steps* in Kilian hold (Steps 27 to 29). Leading to the conclusion of the dance is an extremely deep left forward inside edge for both. It is permitted to retrogress on the pattern as long as this is reflected in a degree of control. The follow partner then executes an open C step (the follow partner's Steps 37a and 37b) to be in position to restart the dance.

* Note: Steps 6 to 9 and 27 to 29 should be skated with a brief but decisive weight transfer (touchdown) to the other foot on the "and" between counts returning to the original edges.

INVENTORS: Bernard Ford, Kelly Johnson, Laurie Palmer and Steven Belanger

FIRST PERFORMED: Richmond Hill, Ontario, Canada, 1989

Hold	Step No.	Lead Step	Number of beats of music			Follow Step
Outside	1	RFI-Pr		1		LBI-Pr
	2	LFO		1		RBO
	3	LF-Rff Slip Step		½		LB-Rff Slip Step
	4	RF-Lff Slip Step		½		RB-Lff Slip Step
	5a	LF-Rff Slip Step (R foot lifted forward at end of step)	1		½	LB-Rff-Slip Step
	5b				½	XB-LBO (R foot lifted forward at end of step)
Both hand-in-hand	6	XF-RFO with L-Td		1&1		XF-RBI with L-Td
	7	XF-LFO with R-Td LFO-Rk		1&1 “and”		XF-LBI/R-Td /LBI3
	8	XF-RBI with L-Td		1&1		XF-RFO with L-Td
	9	XF-LBI with R-Td		1&1		XF-LFO with R-Td
Closed	10a	RBO	1		2	RFI ClCSt
	10b	LFI	1			
	11	RFI LFO		4 “and”		LBI RBO
	12	RFI-SlCh		2		LBI-SlCh
Open	13	LFI		2		RFO
	14	XB-RFO		1		XB-LFI OpCSt
	15	LFI-Ch		1		RBI
Closed	16	RFO		2		LBO
	17	LFO3	1+1		2	RBO
	18	RBO		2		LFO
Open	19	LFO		2		RFI
	20	RFI		1		LFO
	21	LFO		1		RFI
One hand-in hand	22	RFO LFI-Ch		1 “and”		LFI RFO-Ch
	23	RFO Sw-ClCSt	3 Musical count 4 — 1 — 2			LFI Sw-ClCSt
	24	LBO		2		RBI
	25	XF-RBI		2		XF-LBO

Hold	Step No.	Lead Step	Number of beats of music			Follow Step
Kilian	26	LFO RFI-Ch	2 “and”		2	RFI
	27	LFO with R-Td		1&1		LFO with R-Td
	28	XF-RFI with XB-L-Td		1&1		XF-RFI with XB-L-Td
	29	LFO with R-Td		1&1		LFO with R-Td
	30	XF-RFO		1		XF-RFO
	31	XB-LFI		1		XB-LFI
	32	RFI LFO-Ch		1 “and”		RFI LFO-Ch
	33	RFI		1		RFI
	34	LFO		1		LFO
	35	XB-RFI		1		XB-RFI
	36	LFI SwR		4		LFI SwR
	37a	RFI	2		1	RFI OpCSt
Open	37b				1	LBI
	38	LFO		2		RBO

CHA CHA CONGELADO — OPTIONAL PATTERN DANCE

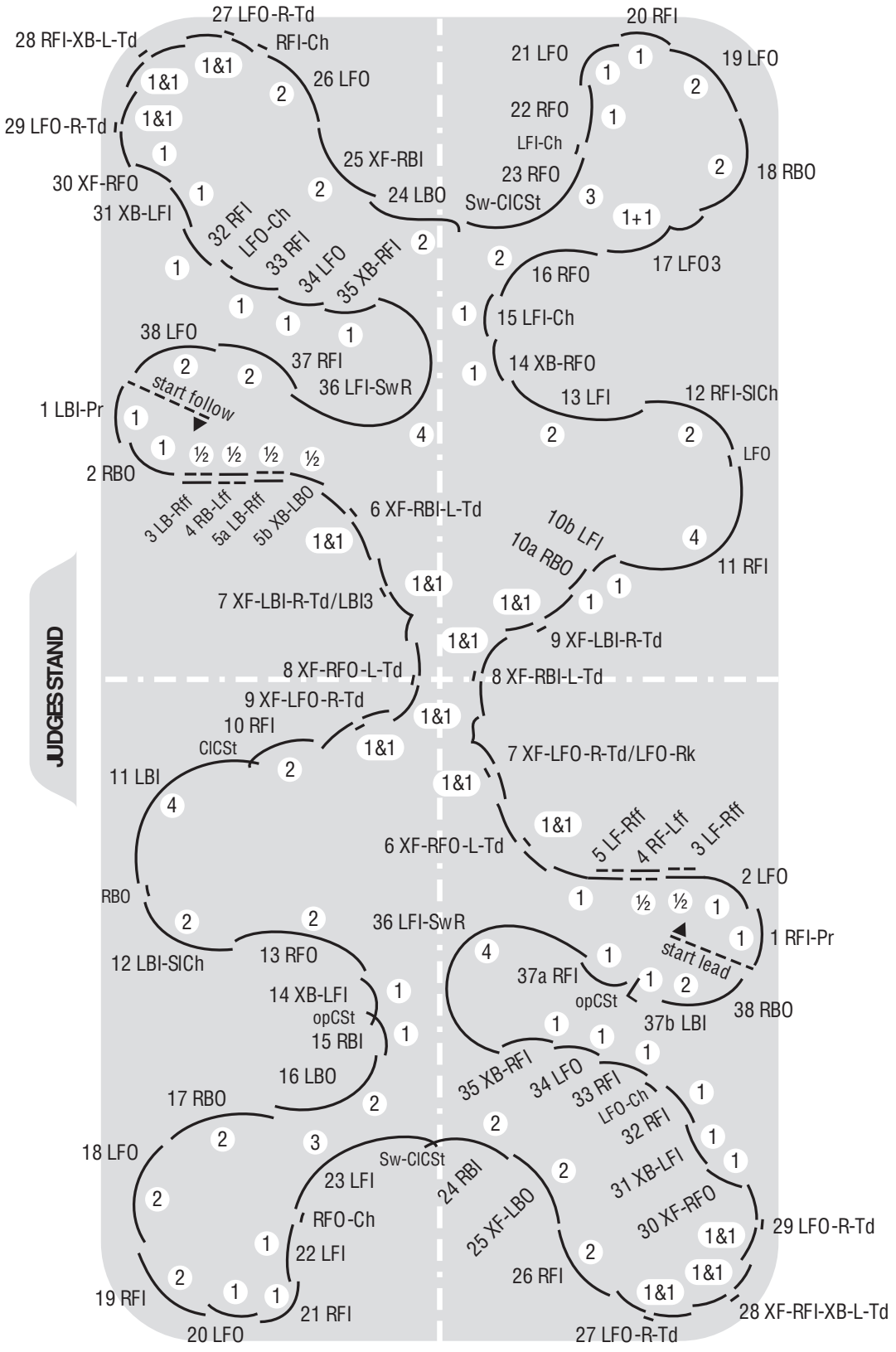

© ISU

FINNSTEP

MUSIC RHYTHM:	Quickstep 2/4
TEMPO:	52 two-beat measures per minute; 104 beats per minute
ISU MUSIC INTRODUCTION:	32 beats, 18.5 seconds The first step of the Finnstep may be started either immediately after the introductory music of eight beats (4 bars), which occurs approximately four seconds after the music starts, or the couple can start the dance when phrasing repeats after 8+32 beats (4+16 bars), which occurs approximately 23 seconds after the music starts. If the dance is started in other places, the phrasing of the music will be incorrect.
PATTERN-TIMING:	1 = :38; 2 = 1:16; 3 = 1:54; 4 = 2:32
DURATION:	Test 2 = 1:16 Competition 2 = 1:16 Adult Competition 2 = 1:16
SKATER'S CHOICE TIMING:	See Skater's Choice Pattern Dance Timing Chart on usfigureskating.org
PATTERN:	Optional
TEST:	International
SOLO TEST:	All skaters test the follow steps

The Finnstep is a fun, fast dance. The best way to describe it is that it resembles "sparkling champagne". It is a ballroom type Quickstep, and should be danced very lightly, so to speak "over-thetop". This dance is not serious, so it can even be performed a bit comically. Polka/Folklore character should be avoided.

It requires very crisp and tidy timing as well as footwork. The timing is the most important characteristic of the dance and lack of crisp and clean timing and character, should be penalized severely. The accent should always be at the beginning of the beat – not just on the beat. By skating the steps at the beginning of the beat, the couple achieves the required lightness. This dance measures the musicality of the couples.

The posture should be very upright, almost stiff throughout the dance. It is essential to skate the longer steps with strong, well rounded, deep edges to contrast with the crisp light steps, toe steps and hops (small jumps without rotation) found throughout the dance! Just skating the steps is not enough. It is how the steps are executed and what is "said and expressed" with the technique that is important, not the technique in itself. The technique is only a tool for expression which must be strong!

1. The Promenade Section

The Promenade Section sets up the character of the dance. Accurate and crisp timing with emphasis on the upbeats as well as the "and"-beats is crucial for a successful performance here. The first part of this section is skated in open hold on a straight line across the rink, with light hops and upright style to resemble a typical ballroom Quickstep. The follow partner's twizzle of 1½ rotations (the follow partner's Step 12) needs to be very fast. At the conclusion of the follow partner's twizzle, the couple skates Steps 13-18 in partial outside hold (like the Viennese opening steps), before moving to outside hold on step 19. Good, clean free-leg action is also to be valued throughout this part. The "hop-moves" need to be executed in complete unison using only the legs and knees, not the upper body. Holds and positions need to be elegant, upright, levelled, the upper body lifted erect and almost stiff.

2. Turn, Twizzle and Stop Section

This section needs to be skated with controlled, deep, nicely flowing edges without losing the character and the rhythm of the dance. After the simultaneous twizzles (Step 21) the partners are face-to-face, clasping left hands, with their right arms extended to the side and a little higher than shoulder level. The exit edge of Step 21 (RBI for lead partner; RFO for follow partner) needs to be well controlled with the free legs stretched behind. On Step 23 the partners move into open hold. During the leg swing, in preparation for the swing closed S step (Step 32), the follow partner moves ahead under the lead partner's left arm to hand in hand, with arms bent. On Step 33a the lead partner skates an open RBI C step, while the follow partner starts their Step 33 on an RBI followed by their change of edge in preparation for their second set of simultaneous twizzles (the lead partner's Step 33c while the follow partner continues their Step 33). The couple passes through waltz hold, then the follow partner's left arm briefly touches the lead partner's back. The lead partner's left hand holds the follow partner's right during the twizzle. After turning their

twizzles (one rotation for the lead partner; 1½ for the follow partner), the couple slides into a stop in Kilian with both of their arms extended to the side and their hands clasped in a "butterfly" hold, and with their free legs extended to the side.

Steps 34-42 are performed on the spot (shown as stationary steps on the diagrams). These character toe steps should be executed with light feet and crisp timing. Good clean free leg action with the free legs held at at least 45° angles is essential. During the toe steps the couple moves into partial outside hold. The pendular movement of the free leg moves slowly from side to back. On Steps 34, 35, and 36 there is pendular movement of the free leg as it moves slowly from side to back coupée. On Step 38 the free leg is extended to the front, in back coupée on Step 39, extended to the front on Step 40, in back coupée again on Step 41. They conclude the stationary section on Step 42 on their toepicks with both feet close together.

3. Crossing Paths (Changing Sides) Section
To achieve the dynamics of performing this section of the dance the couple needs to accelerate, creating a clear crescendo. The pattern is permitted to "backtrack" after the stop to enable the couple to have room to complete the pattern and achieve the correct restart The section starts on Step 43 with a hop forward landing on the left foot. Steps 46, 47, and 48 should be executed with the free leg bending back 90°, knees parallel and steps lightly hopped. In the crossing paths section it is important that Steps 52 and 58 for the follow partner, and 51b and 58 for the lead partner are skated with a good edge across ice to enable the passing by of the couple (so that the couple "zig zag"). The changing of sides on Steps 54 & 61 should be done lightly, with good, matching knee action, however Polka/folk dance character should be avoided. The lead partner hold and position changes throughout this section should be done effortlessly, with ease. The cross behind closed S step (Step 64) must be skated with clean and deep edges to enable tight, simultaneous twizzles just before the re-start. A poor execution of the S step and twizzle will lead to difficulties for the re-start and poor character of the first part of the dance.

Summary
Dance is a means of expression. If the execution of this dance does not evoke feelings in the audience, even if it were technically correct and clean, it would not be a successful performance. The dance must be as much fun to watch as it is to dance; otherwise, the performers should not be rewarded with good marks.

INVENTORS: Susanna Rahkamo and Petri Kokko with Martin Skotnicky

FIRST PERFORMED: European Championships, 1995, Dortmund, Germany

Hold	Step No.	Lead Step	Number of beats of music			Follow Step
1. Promenade Section						
Open	1	XB-RF		½		XB-RF
	2	LF		½		LF
	3	RF		½		RF
	4	XB-LF		½		XB-LF
	5	RF-Tp		½		RF-Tp
	6	LF-Tp Ch		½		LF-Tp Ch
	7	RF/H		½+½		RF/H
	8	LF/H		½+½		LF/H
	9	RF/H		½+½		RF/H
	10	LFO		½		LFO
	11	RFI-Pr		½		RFI-Pr
	12a	LFO	½		½+½	LFO-Tw 1½
Partial Outside*	12b	RFI-Ch	½			
	13	LFO		½		RBO
	14	RFI		½		LBI-Pr
	15	LFO3/H		½+½		RBO/H
	16	RBO		½		LFO
	17	LBI-Pr		½		RFI-Pr
	18	RBO/H		½+½		LFO3/H
Outside	19a	LFI	1		½+½ +1+1 “and”	Wd-RBI3/ RFO/RFOBr /RBI/H
	19b	RFO	1			
	20	XB-LFI	2		1	XB-LBO
2. Turn, Twizzle and Stop Section						
Hand-in-hand after Tw (see text)	21	RFO-Sw3 /RBI Tw 1 /RBI	½ +1 + ½ +1		1+1 +1	XF-RBI/RBI Tw 1½ /RFO
No hold	22	LBO3	½+½		1	LFI
Open	23	RFO		1		RFO
	24	LFI-Pr		1		LFI-Pr
	25	RF-Tp		½		RF-Tp
	26	LF-Tp Ch		½		LF-Tp Ch
	27	RFI		1		RFI
	28	LFO		½		LFO
	29	RFI-Ch		½		RFI-Ch
	30	LFO		1		LFO
	31	RFI-Pr		1		RFI-Pr
	32	LFO Sw-Cl SSt		3		LFO Sw-Cl SSt
See text	33a	RBI OpCSt	1		2+	RBI (left leg moves back)
See text	33b	LFI	1			
Stop in Butterfly (see text)	33c	RFI/RFI Tw 1 /RFI (Slide into Stop)	1+1+2		1+1 +2	/RBO/RBO Tw 1 ½ /RFI (Slide into Stop)
“Kilian” (arms extended)	***Stationary Steps***					
	34	L-Tp-H		1		L-Tp-H
	35	R-Tp		1		R-Tp
	36	Lp-Tp		½		Lp-Tp

Hold	Step No.	Lead Step	Number of beats of music			Follow Step
Partial Outside*	37a	R-Tp-H		½		R-Tp-H (follow partner turns on Tp to face lead partner)
	37b	R-Tp-H		½		R-Tp-H
	37c	R-Tp-H		½		R-Tp-H
	38	XB-L-Tp		½		XB-L-Tp
	39	R (flat)		½		R (flat)
	40	XB-L-Tp		½		XB-L-Tp
	41	R (flat)		½		R (flat)
	42	R+L		½		R+L
	End of Stationary Steps					
3. Crossing Paths Section						
Open	43	L-Tp-H		½		L-Tp-H
	44	RFO		½		RFO
	45	LFI-Ch		½		LFI-Ch
	46	RFO		1		RFO
	47	LFI OpCSt		1		LFI
Partial Outside	48	RBI		½		RFO
	49	LBO		½		LFI
	50	RBI		½		RFO
Open	51a	LFO	¼		½	XB-LFI
	51b	XB-RFI	¼			
	52	LFI HOpCSt		½		RFI HOpCSt
Hand in hand side by side	53	RBI (lead partner's left hand up)		½		LBI
Change sides (stays hand in hand)	54	LFI ClSSt		½		RFI ClSSt
	55	RBO		½		LBO
	56	XF-LBI/H		½+½		XF-RBI/H
	57	RFO		½		LFO
	58	XB-LFI		½		XB-RFI
	59	RFI HOpCSt		½		LFI HOpCSt
	60	LBI		½		RBI
Change sides	61	RFI ClSSt		½		LFI ClSSt
	62	LBO		½		RBO
	63a	XF-RBI /RBI Br /RFO-H	1+ ½ +½		½	XF-LBI
	63b				1+½	RFO /H
Kilian	64	LFI XB-ClSSt		2		LFI XB-ClSSt
	65	RBO3 /RFI Tw 1½		1+1+1 1½		RBO3 /RFI Tw 1½
Open	66	LFO		¼		LFO
	67	RFI-Ch		¼		RFI-Ch
	68	LFO		½		LFO
	69	RFI-Pr		½		RFI-Pr
	70	LFO		1		LFO

Tp Toepick
H Hop
HOpCSt Hopped Open C Step

FINNSTEP-LEAD — OPTIONAL PATTERN DANCE

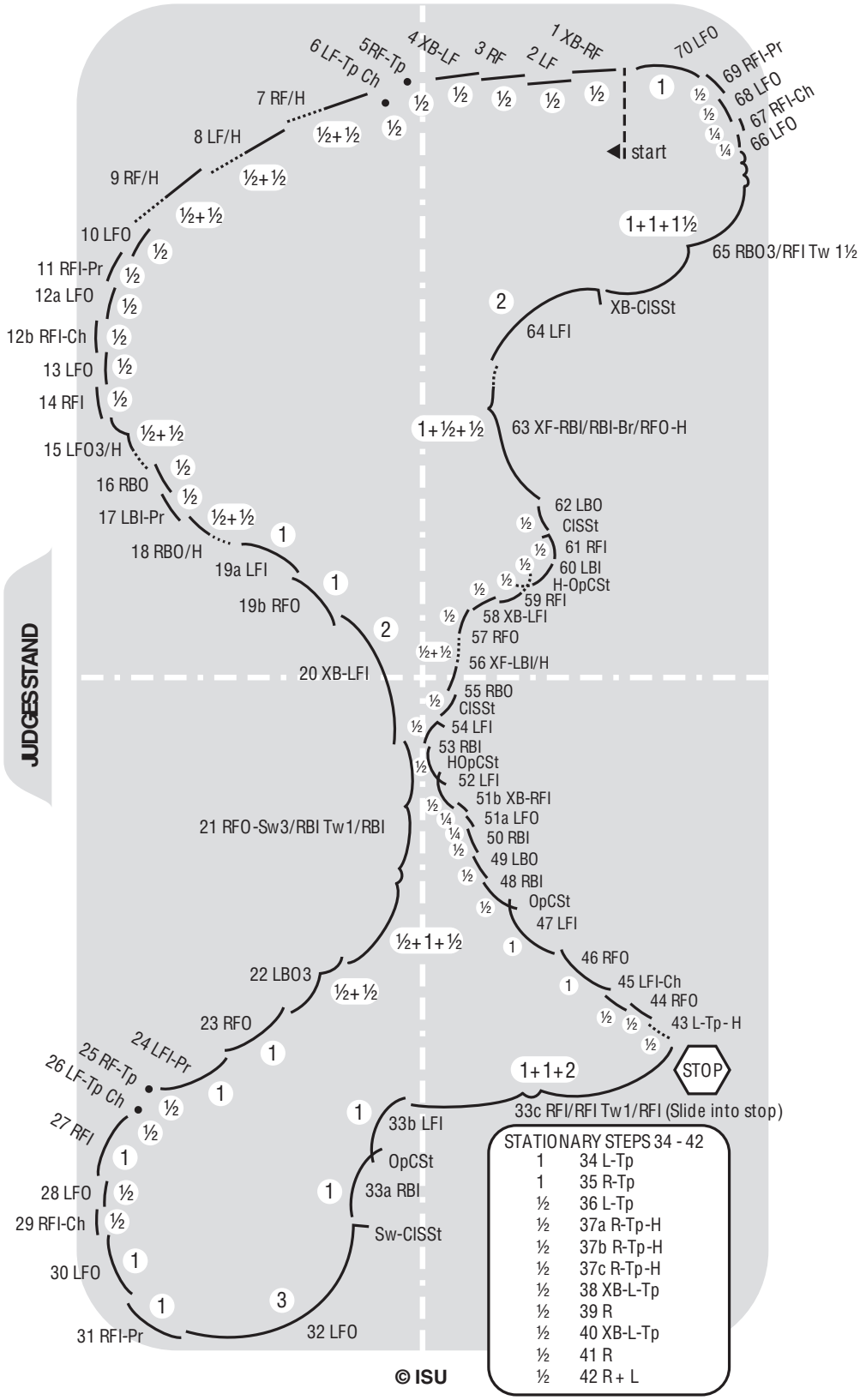

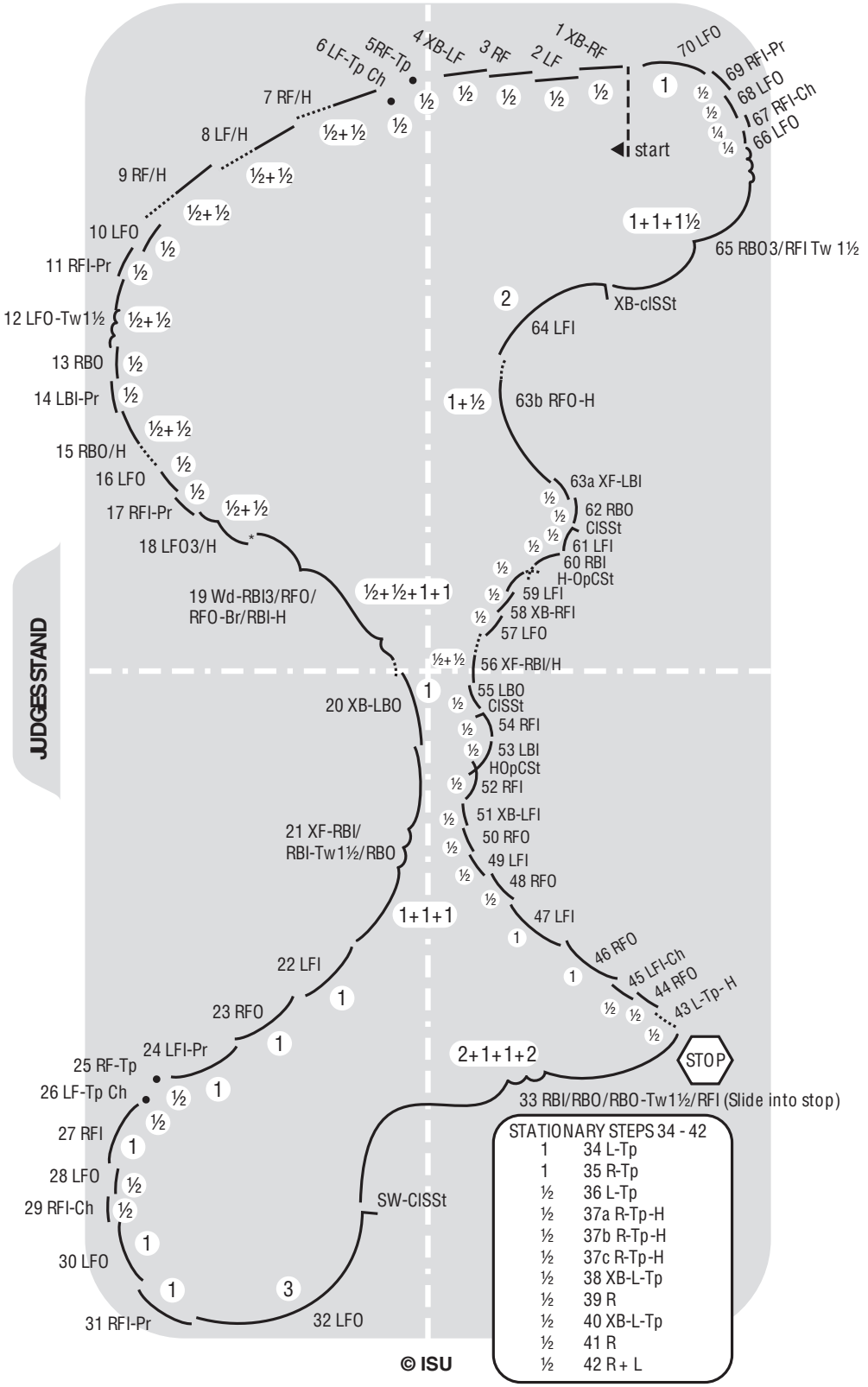
JUDGES STAND
start
1 XB-RF
2 LF
3 RF
4 XB-LF
5RF-Tp
6 LF-Tp Ch
7 RF/H
8 LF/H
9 RF/H
10 LFO
11 RFI-Pr
12 LFO-Tw1½
13 RBO
14 LBI-Pr
15 RBO/H
16 LFO
17 RFI-Pr
18 LFO3/H
19 Wd-RBI3/RFO/ RFO-Br/RBI-H
20 XB-LBO
21 XF-RBI/ RBI-Tw1½/RBO
22 LFI
23 RFO
24 LFI-Pr
25 RF-Tp
26 LF-Tp Ch
27 RFI
28 LFO
29 RFI-Ch
30 LFO
31 RFI-Pr
32 LFO
SW-CISSt
33 RBI/RBO/RBO-Tw1½/RFI (Slide into stop)
STOP
2+1+1+2
1+1+1
½+½+1+1
1+1+1½
65 RBO3/RFI Tw 1½
XB-cISSt
64 LFI
1+½
63b RFO-H
63a XF-LBI
62 RBO CISSt
61 LFI
60 RBI H-OpCSt
59 LFI
58 XB-RFI
57 LFO
56 XF-RBI/H
55 LBO CISSt
54 RFI
53 LBI HOpCSt
52 RFI
51 XB-LFI
50 RFO
49 LFI
48 RFO
47 LFI
46 RFO
45 LFI-Ch
44 RFO
43 L-Tp-H
70 LFO
69 RFI-Pr
68 LFO
67 RFI-Ch
66 LFO
© ISU
STATIONARY STEPS 34 - 42
1 34 L-Tp
1 35 R-Tp
½ 36 L-Tp
½ 37a R-Tp-H
½ 37b R-Tp-H
½ 37c R-Tp-H
½ 38 XB-L-Tp
½ 39 R
½ 40 XB-L-Tp
½ 41 R
½ 42 R + L

GOLDEN WALTZ

MUSIC RHYTHM:	Viennese Waltz 3/4
TEMPO:	62 three-beat measures per minute; 186 beats per minute
ISU MUSIC INTRODUCTION:	48 beats, 15.4 seconds
PATTERN-TIMING:	1 = :58; 2 = 1:56; 3 = 2:54; 4 = 3:52
DURATION:	Test 2 = 1:56 Competition 2 = 1:56 Adult Competition 2 = 1:56
SKATER'S CHOICE TIMING:	See Skater's Choice Pattern Dance Timing Chart on usfigureskating.org
PATTERN:	Optional
TEST:	International
SIDE TO START:	First steps started on side opposite the judge's stand
SOLO TEST:	All skaters test the follow steps. The dip on Step 21 and the drape on Step 30b are not required.

The Golden Waltz is a complex dance incorporating many new positions not previously used in pattern dances e.g. "spread eagle" etc.

It is danced with long edges, interspersed with three-turns and twizzles, and dancers require extra control because of the intricate nature of the steps, positions and changes of hold. The pattern of the dance, while optional, must be skated with well-rounded lobes. It is necessary to maintain consistent flow and a lilting waltz character throughout.

The dance starts in closed hold for the opening three-turns. On Steps 1 to 7, the lead partner begins by traveling backwards starting on their RBO on beat one for the "walk-around" threes with the feet of the partners offset. The feet are placed on the ice between the feet of the partner. The couple remains in closed hold until Step 7, which is executed in reverse tango hold in which the follow partner, after the cross roll, executes a twizzle of one rotation skated to one beat of music and on the swing roll they pass through Reversed Kilian hold to hand-in-hand hold.

Steps 8 to 14 are the same for both partners. Step 8 is a RBO cross roll with the free legs in a front coupée position. At Step 9, the couple changes to Kilian hold where the follow partner's left hand is placed on the lead partner's left shoulder with their free arms extended to skate side by side touch down threes-turns for Steps 9 to 12. On Step 13 there is a change of hold at an optional point to a "wrapped" Kilian in which the lead partner's left and the follow partner's right hands are clasped in front of them while the follow partner's left hand is placed across the front of the follow partner's body to hold the lead partner's right hand to the follow partner's right hip. The lead partners right arm crosses behind the follow partners back to hold the follow partner's left hand. The free legs are raised behind, over the ice, at an angle of 40-50 degrees, while skating side-by-side double three-turns on a nine-beat long edge. On the second beat of Step 14, which begins from a cross roll, the knee of the skating leg is straightened.

Step 15 begins as a cross behind for both partners followed by a bracket for the follow partner and an open C step for the lead partner (the lead partner's Steps 15a and b). The partners remain in Kilian hold, but the left hand of the follow partner holds (or briefly touches) the lead partner's right hand, and the follow partner's right hand holds the lead partner's left hand over the follow partner's head to skate these opposite turns for both partners. On Step 16, the partners assume standard Kilian hold, and the lead partner skates a wide Step 17. On Step 18, the free legs are extended, and Step 19 is a left forward outside.

On Step 20, the partners are in Kilian hold while the follow partner's left hand rests behind the lead partner's left shoulder (optional) and the follow partner's right hand and the lead partner's left hand are freely open. On the fifth beat of the follow partner's double three there is a change of hold to Reversed Kilian with the left foot in passé.

On Step 21, the free legs of both partners swing forward for three beats while the lead partner lowers the follow partner into a semi-sitting position (where the follow partner's free leg is extended forward, and the follow partner's outstretched body is nearly parallel to the ice). The partner completes the movement by lifting the follow partner so they both can skate side-by-side threes ending with front coupées.

Step 22, which is a 12-beat series of three-turns on one foot, starts in Reversed Kilian hold. The follow partner performs their first two threes by wrapping around the lead partner while both of their free legs are in attitude position with the follow partner's first three turned under the lead partner's right hand. On beat seven, the hold is changed so that the follow partner takes the place of the lead partner in Reversed Kilian hold. During their joint three-turns, performed on beat nine, the free legs are moved to back coupée. After these three-turns, on the last three beats, the free legs are extended and raised behind, and simultaneously the knee of the skating leg is straightened. Step 23 begins in Kilian hold with their left arm and free legs stretched out in front. On Step 24, the follow partner passes under the lead partner's left arm with their right arms stretched in front.

On Step 26, the partners start in open hold. For the first three beats the lead partner holds the extended position described above, and then on beat four the lead partner bends their skating knee and free leg into a pivot position while the follow partner skates their Steps 26(a), 26(b) and 26c. On Step 26c, the lead partner skates a spread eagle into a rocker and then into a LBIO. The follow partner turns the first RFI3 on count two and a second RFO3 on count six, followed by a fast touch down on the left foot on the "and" between beats six and one to enable the follow partner to initiate the RFO3, which is turned on count three of the new measure. After the follow partner's first three-turn on Step 26c, there is a change of hold to "closed" with the follow partner's free leg stretched to the front and the lead partner's free leg stretched behind. At the end of Step 27, the follow partner performs a one-beat clockwise twizzle of one rotation. On beat three of Step 28, the couple changes hold to Kilian. The follow partner makes a very quick XB-LBO to change feet before Step 29.

On Step 30, the left hands are raised, and on beat four the lead partner makes a shallow drag (the lead partner's Step 30a), while the follow partner skates Step 30(a). During the follow partner's Step 30(b), which is very difficult as the follow partner must skate a 15-count step all on one foot, there is a change of hold. The follow partner performs an inside three-turn on beat one and holds the back outside exit edge from the three-turn for two beats and, afterward, completes a back outside twizzle of two rotations taking three beats. During the follow partner's twizzle, the lead partner performs a RFI3 with a strongly bent knee (the lead partner's Step30c). The follow partner continues Step 30b and, after the twizzle, remains on their right skating leg, assuming a position with the free leg stretched in front and the body nearly parallel to the ice (the follow partner's layback position). In this position the follow partner executes a back outside three-turn and then, after drawing themself up on beats 13 and 14 of the step, completes a right forward inside "twizzle-like motion" on beat 15 of the step (count three of the measure), then pushes onto to their LFI (Step 31). Meanwhile, the lead partner skates a two-footed three-turn (the lead partner's Step 30d), lifts and extends their free leg on Step 30e and concludes with a series of cross steps (the lead partner's Steps 30f and g) These steps are known as the "Cascade and Dip"section.

During the lead partner's Step 30f, there is a change of hold to tango that is retained by the lead partner until the follow partner's Step 32, with the lead partner slightly ahead throughout their double three-turns (the lead partner's Step 32).

During the lead partner's second three-turn, on Step 32, the hold is reversed to Kilian with the follow partner's right hand behind and on the lead partner's shoulder, and the lead partner's right hand and the follow partner's left hand open. The free legs of both partners are stretched behind. On Step 33, after the lead partner's second three-turn, the couple is in Kilian hold with the follow partner's left hand behind and on the left shoulder of the lead partner, and the lead partner's left hand and follow partner's left hand open.

Steps 34 to 45 are the same for both partners. On Step 34, the partners move into open hold with the lead partner's right hand on the follow partner's waist to execute the open swing S steps. They begin with a RFI progressive for three beats with the free legs stretched behind, followed by a forward swing. Steps 34 and 35 and 40 and 41 are open swing side-by-side S steps — the first in open hold (Steps 34 and 35) and the second in Kilian hold (Steps 40 and 41). Step 44 is a wide step for both partners. Step 46 for the follow partner is an open C step, while the hold changes to closed. Step 47 is performed on both feet, the majority of the body weight for the follow partner mainly on their right foot and the lead partner on their left foot. The lead partner executes a quick three-turn after the third beat to be in position to restart the dance.

INVENTORS: Natalia Dubova, Marina Klimova and Sergei Ponomarenko

FIRST PERFORMED: Moscow Cup 1987, Moscow, USSR

Hold	Step No.	Lead Step	Number of beats of music			Follow Step
Closed	1	RBO	2		1+1	LFO3
	2	LFO3	½+½		1	RBO
	3	RBO	2		1+1	LFO3
	4	LFO3	½+½		1	RBO
	5	RBO	3		2+1	LFO3
	6	LFO		3		RBO
Tango	7a	CR-RFO3	2+1		2+1 +6	CR-LBO Tw 1 /LBO-Sw
Reversed Kilian to hand-in-hand	7b	LBO-Sw	6			
	8	CR-RBO		3		CR-RBO
"Kilian" (arms extended)	9	LFO3		1+1		LFO3
	10	RBO		1		RBO
	11	LFO3		1+1		LFO3
	12	RBO		1		RBO
"Kilian" (arms wrapped)	13	LFO3/ LBI3		3+3+3		LFO3/LBI3
	14	CR-RFO		3		CR-RFO
	15a	XB-LFI OpCSt	3		3+3	XB-LFI-Br
	15b	RBI	2			
	15c	LBO	1			
Kilian	16	XF-RBI		2		XF-RBI
	17	Wd-LBI		1		LBI
	18	RBO		2		RBO
	19	LFO		1		LFO
	20	RFI	9		3+3+3	RFI3/RBI3
Reversed Kilian	21	LFI3		6+3		LFI3
	22	RFO3	8+4		2+3 3+4	RFO3/RBI3 /RFO3
"Kilian" (see text)	23	LFO		3		LFO
	24	RFI OpCSt		2		RFI OpCSt
	25	LBI		1		LBI
Open	26a	RBO3	5+1		2	RBO
	26b				1	LFI
Closed	26c	RFI-LBI SprE /RFI Rk-LBI /LBO	2 +1 +3		1+4 +3+1	RFI3 /RBO3/ RFO3 (with slight Td of left foot before 3rd 3-turn)
	27	RFO3	2+1		2+1	LBO Tw 1
	28	LBO	3		2+1 "and"	RFO3 XB-LBO (between cts 6 & 1)

Hold	Step No.	Lead Step	Number of beats of music			Follow Step
Kilian	29	XF-RBI		3		XF-RBI
	30a	LFO	6		3	LFO
Changing	30b				1+2 +3 3+3+2 +1	RFI3 /RBOTw2/ RBO3 /RFI“Tw”
Closed	30c	RFI3	2+1			
	30d	LFO-RFI /LFO-RFI3 (between cts 3&4)	3 “and”			
	30e	LFO-RBO (started briefly on 2 feet) /RBO	3			
	30f	XF-LBI	2			
Changing	30g	XF-RBO	1			
Closed	31	XB-LBO		3		LFI
Reversed Kilian	32a	XF-RBI3 /RFO3	2+3 +1		1	RFO
	32b				1	LFI-Pr
	32c				4	RFO
Kilian	33	LFO3/LBI3	3+3+3		9	Cr-LFO
Open	34	RFI Sw OpSSt		5		RFI Sw OpSSt
	35	LBO		1		LBO
	36	XF-RBI		2		XF-RBI
	37	LBO-Ch		1		LBO-Ch
Kilian	38	RFO		3		RFO
	39	XB-LFI OpSSt		2		XB-LFI OpSSt
	40	RBO		1		RBO
	41	XF-LBO		2		XF-LBO
	42	RFO		1		RFO
	43	XB-LFI		3		XB-LFI
	44	Wd-RFI3		3+3		Wd-RFI3
	45	LFO		2		LFO
	46	RFI-Pr		1		RFI OpCSt
Closed	47a	LFO-RFI /LFO3	2+ ½+½		1	LBI
	47b				2	LBI-RBO

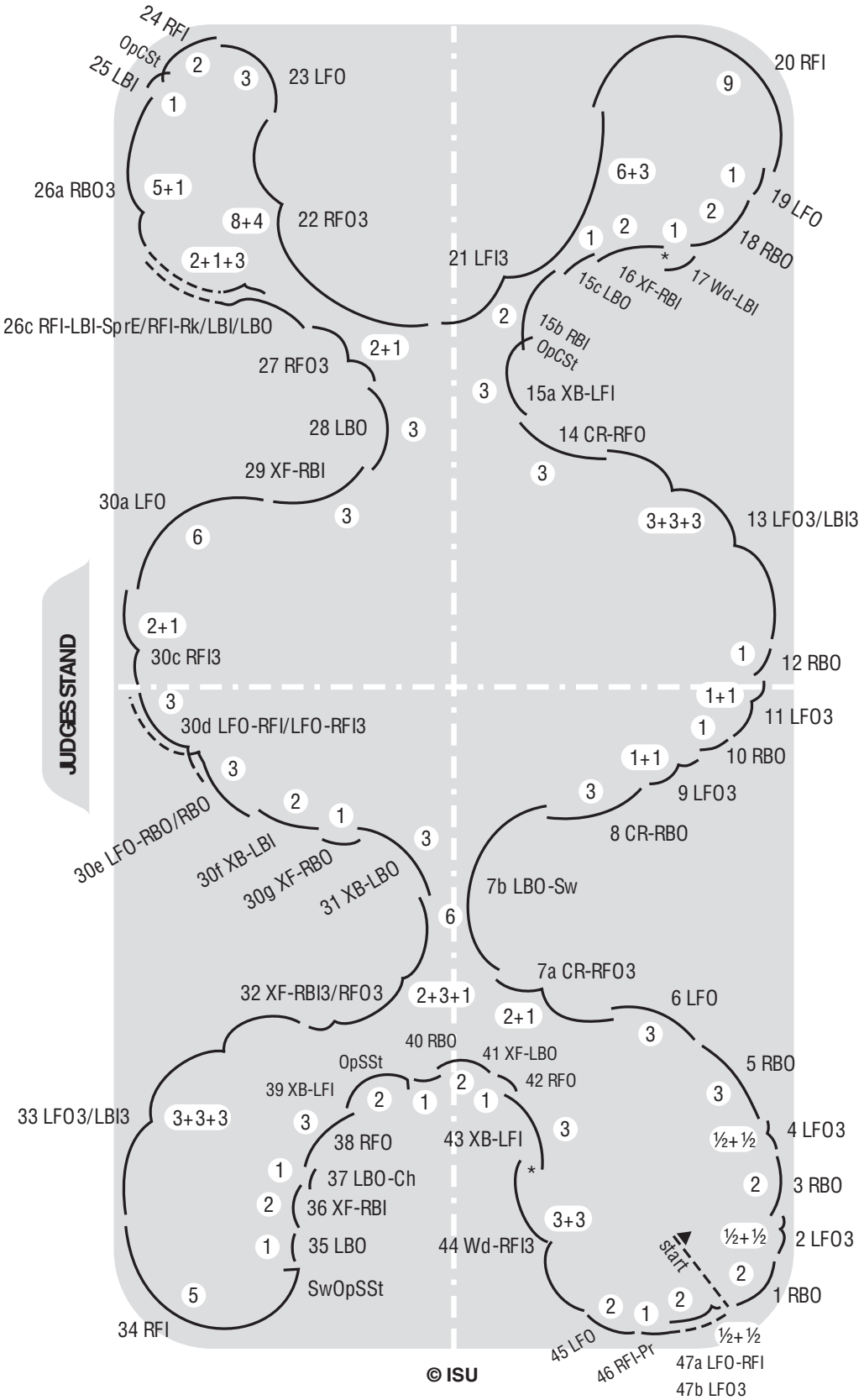
24 RFI
OpCSt
25 LBI
2
3
23 LFO
1
26a RBO3
5+1
8+4
22 RFO3
2+1+3
26c RFI-LBI-SprE/RFI-Rk/LBI/LBO
2+1
27 RFO3
28 LBO
3
29 XF-RBI
30a LFO
3
6
2+1
30c RFI3
3
30d LFO-RFI/LFO-RFI3
3
2
1
30e LFO-RBO/RBO
30f XB-LBI
30g XF-RBO
3
31 XB-LBO
6
32 XF-RBI3/RFO3
2+3+1
33 LFO3/LBI3
3+3+3
3
38 RFO
1
37 LBO-Ch
2
36 XF-RBI
1
35 LBO
5
SwOpSSt
34 RFI
JUDGES STAND
OpSSt
40 RBO
41 XF-LBO
39 XB-LFI
2
1
42 RFO
2
1
3
43 XB-LFI
*
3+3
44 Wd-RFI3
45 LFO
2
1
46 RFI-Pr
2
2
½+½
47a LFO-RFI
47b LFO3
start
2
1 RBO
½+½
2 LFO3
2
3 RBO
½+½
4 LFO3
3
5 RBO
3
6 LFO
2+1
7a CR-RFO3
7b LBO-Sw
8 CR-RBO
3
9 LFO3
1+1
10 RBO
1
11 LFO3
1+1
1
12 RBO
3+3+3
13 LFO3/LBI3
3
14 CR-RFO
3
15a XB-LFI
2
15b RBI
OpCSt
15c LBO
16 XF-RBI
*
17 Wd-LBI
1
2
1
18 RBO
2
19 LFO
9
20 RFI
6+3
1
21 LFI3
© ISU

GOLDEN WALTZ-FOLLOW — OPTIONAL PATTERN DANCE

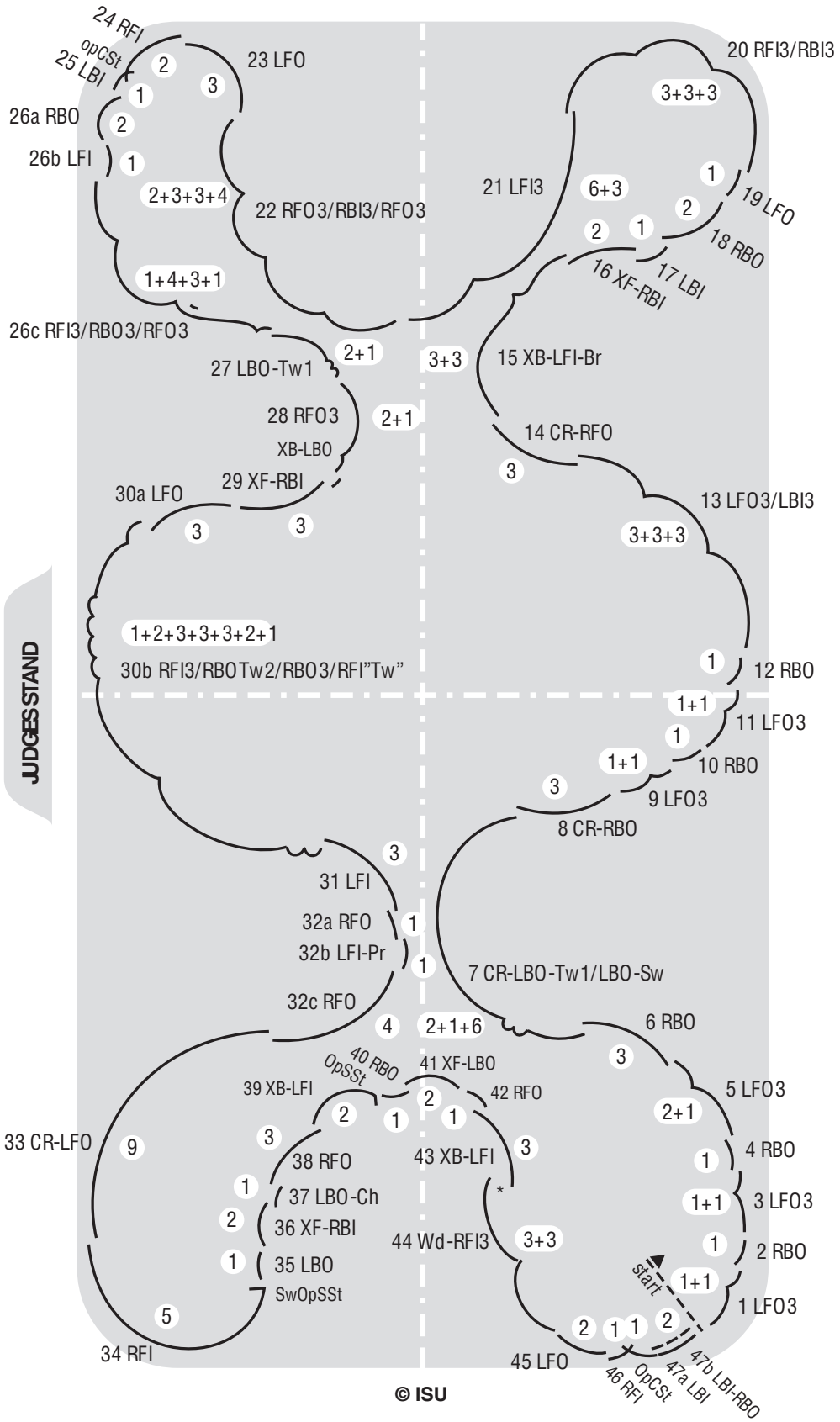

© ISU

MIDNIGHT BLUES

MUSIC RHYTHM:	Blues 4/4
TEMPO:	22 four-beat measures per minute; 88 beats per minute
ISU MUSIC INTRODUCTION:	32 beats, 21.8 seconds
PATTERN-TIMING:	1 = :49; 2 = 1:38; 3 = 2:27; 4 = 3:16
DURATION:	Test 2 = 1:38 Competition 2 = 1:38 Adult Competition 2 = 1:38
SKATER'S CHOICE TIMING:	See Skater's Choice Pattern Dance Timing Chart on usfigureskating.org
PATTERN:	Set
TEST:	International
SOLO TEST:	All skaters test follow partner's steps except Steps 23 and 24. The lead partner's steps will be skated for Steps 23 and 24, changing back to the follow partner's steps on Step 25. Step 23 spiral not required and free leg position optional.

The Midnight Blues should be skated with strong edges and deep knee action to achieve the desired slow, rhythmic, relaxed and easygoing expression. Individual interpretation by the couple to add blues character is permitted, provided that the steps, free leg positions and positions/holds are maintained. The dance must be skated with the full pattern and deep lobes as described in the diagram.

"The Beginning Section" — Steps 1 to 4
The dance begins with the couple in an unusual open position (reverse Foxtrot hold) skating progressive Steps 1 and 2 (which mirror each other) and should be skated on an even lobe that starts toward the center of the rink. On Step 3, the follow partner skates two fast "behind cross foot" three-turns (Steps 3a and 3b), turning on the last half count of beat three and the last half count of beat four while the lead partner joins the follow partner as the lead partner skates their RFO "behind cross foot" three-turn, turning on the last half count of beat four.

On Step 4a, the lead partner passes the follow partner (to track behind the follow partner) while the couple assumes a brief "Kilian" hold (with both of the lead partner's hands on the follow partner's hips). On this step (Step 4 for the follow partner), the couple commences with the free foot remaining crossed behind and then skate with "fan" leg kicks, ending with back coupées (on count three), after which the follow partner skates a slight change of edge on count four while the lead partner steps forward on a RFI (Step 4b) on count four of the same measure.

"The Swing Change to the Tuck" — Steps 5 to 9
The couple skates two one-beat progressive/run steps (Steps 5 and 6) in closed hold before assuming outside hold during the swing before the change of edge for the beginning of Step 7. On Step 7, the lead partner skates a LFO while swinging the free leg forward on count four of the measure, changes edge to LFI and swings the free leg back on count one of the next measure, turns the three on count two of the next measure (while resuming closed hold), concluding with a leg lift. The follow partner matches this step with a RBO with back free leg swing, changing to RBI with forward free leg swing before the back three-turn and leg lift. On count one of the next measure, the lead partner skates a cross in front RBI (Step 8) while the follow partner performs a LFI progressive/run. The lead partner skates a wide LBI (Step 9a), then a RBO (Step 9b) concluding with a leg tuck on count four, while the follow partner steps wide onto their Step 9, turns their RFI three-turn on count two, and moves into a brief Kilian hold and concludes with a matching leg tuck.

"The Swoop" — Steps 10 to 12
This section of the dance begins on count one with Step 10, a cross in front LBI for the lead partner and a LFO for the follow partner in closed hold. The lead partner commences their long nine-beat Step 11 on count two, turns a RBO three-turn on count three, executes a front coupée-RFI bracket on count four, a coupée behind on count one of the next measure; the lead partner then holds the RBO edge with their free foot extended back for three more counts whereupon the lead partner skates a change of edge (after which outside hold is assumed), extends their free leg forward (placing their left ankle under the follow partner's left ankle while the follow partner is in "attitude" position) for two beats, and concludes with a RBI rocker on the "and" at the end of count two of the next measure. The follow partner, during the lead partner's Step 11, skates a right progressive (Step 11a), then a LFO front coupée three-turn (Step 11b) while the lead partner turns their bracket. For Step 11c, after a RBO three-turn turned under the lead partner's left arm (turned on count two of the next measure), the couple resumes closed hold. The follow partner extends

their left leg backward, and as the follow partner changes edge to an outside, the couple assumes outside "hand-to-hand" hold (so the follow partner is now facing the lead partner with both hands extended) and places the follow partner's extended bent left leg behind the follow partner (across the follow partner's tracing) in the follow partner's "attitude" position (where the lead partner's left ankle touches the follow partner) for two beats (counts one and two of the next measure). The couple concludes this step with the follow partner's RFO rocker and the lead partner's RBI rocker on the "and" between counts two and three. On count three, the lead partner then thrusts strongly (in reverse outside hold) on to a LFO (Step 12) for the lead partner's LFO three on count four, while the follow partner skates a cross in front LBI and then turns their counterclockwise twizzle of one revolution, on count four as well, followed by a very short RBO on "and."

"The Edge Section" — Steps 13 to 16
On Step 13, the follow partner skates a four-beat LFO. The lead partner skates a two-beat RBO (Step 13a) in closed hold and a LFO (Step 13b) for two beats in open hold. The couple skates a RFO cross roll (Step 14) as the lead partner turns their three-turn on count two and extends their free leg to match the follow partner's four-beat swing roll. This is followed by a LFO three-turn for the follow partner turned on count two of the next measure (the follow partner's Step 15), while the lead partner skates a LFO (Step 15a), cross behind RFI (Step 15b); concluding with a two-beat outside edge for both (Step 16 — a LFO for the lead partner and a RBO for the follow partner).

"The Ina Bauer" — Steps 17 to 21
The lead partner commences with a cross roll onto a RFO (Step 17a) and on count two skates a cross behind LFI into an "Ina Bauer" for two counts. The follow partner skates a back cross roll LBO turning a three-turn on count two, joining the lead partner in Kilian hold to match the "Ina Bauer" (both with body weight on the LFI and the right foot in reverse position on a RBI) followed by a fast three-turn on the count of "and" (without lifting the right foot off the ice). On count one, both skate a two-beat cross in front RBI (Step 18), followed by a very fast LBI (stepped wide by both) on the "and" between counts two and three. The section concludes (on Step 19) when the lead partner skates a RBO for four counts while the follow partner steps onto a RBO and immediately turns a back twizzle of one revolution on count four, then holds the edge for two beats, extending their leg to match the lead partner. Both conclude with a progressive/run, on beats three and four (Step 20 — LFO, and Step 21 — RFI)

"The Layover /Layback" — Steps 22 and 23
This section begins in Kilian hold with a LFO (Step 22) for both skaters on count one. Step 23 commences on count two, then the follow partner skates a RFI rocker on count three and briefly tucks their leg, holding the back edge for count four and assuming a "layback" position on count one of the next measure. The lead partner skates their RFI change of edge at the same time as the follow partner skates their rocker on count three, changing to outside hold.

Continuing on the lead partner's right foot, on count one the lead partner assumes a "layover" position, skating on their RFO with their free leg extended backwards while supporting the follow partner in their "layback" position (on their RBI) with the their left leg extended to parallel the line of the lead partner's free leg. The partners' body positions should also be parallel and they should both be as horizontal to the ice as possible. These positions are held for two beats and are completed when they rise up to execute matching double three-turns on counts three and four. During the three-turns, the lead partner moves the follow partner from the lead partner's right side to the lead partner's left side in preparation for the next step.

"The Concluding Section" — Steps 24 to 26
The dance is concluded by the lead partner skating Step 24 as cross roll LFO three-turn (outside hold) on count two, while the follow partner skates their LBI (Step 24) followed by the couple skating a RBO in Kilian position (Step 25) on count three. On count four, the follow partner skates a cross cut LBI (Step 26a) while the lead partner commences their Step 26 with a cross cut. The follow partner then skates their Step 26b with a RBO swing roll as the partners mirror each other in reverse Foxtrot hold in preparation for the restart of the dance while the lead partner matches the follow partner's leg swing.

Definitions:
- **Attitude:** The free leg is bent at a 90-degree angle and brought up, out and behind.
- **Behind Cross-Foot Three:** A three-turn skated with the free foot crossed in behind the skating foot instead of at the heel.
- **Coupée:** The free foot is held up in contact with the skating leg from an open hip position so that the free foot is at right angles to the skating foot.
- **Cross Cuts:** Similar to cross roll as free leg crosses skating leg above the knee but skated wide onto same (not contrasting) curve.
- **Fan Leg Kick:** The free leg swings in an arc (45-degree angle) to the skating leg at hip height or higher.
- **Ina Bauer:** A movement on two feet in which the weight is on the front foot with the back foot extended in the opposite direction but behind the tracing of the leading (front) foot.
- **Tuck:** The free foot is held up in contact with the skating leg from a closed hip position (just below the knee).

INVENTOR: Roy Bradshaw, Sue Bradshaw, Mark Bradshaw, and Julie MacDonald

FIRST PERFORMED: Vancouver, Canada, March 2001

Hold	Step No.	Lead Step	Number of beats of music			Follow Step
Open	1	RFO		1		LFI
	2	LFI		1		RFO
	3a	RFO/ RFO XFt3	1 ½ + ½		½+½	LFI XFt3
	3b				½+½	RFO XFt3
"Kilian" both lead partner's hands on follow partner's hips	4a	XB-LBO 'fan' leg kick to back coupé on ct 3	3		3+1	XB-LBOI 'fan' leg kick to back coupé on ct 3 change on ct 4
	4b	RFI (on ct 4)	1			
Closed	5	LFO		1		RBO
	6	RFI-Pr		1		LBI-Pr
Outside/Closed	7	LFOI3		2+1+3		RBOI3
	8	XF-RBI		1		LFI-Pr
Kilian	9a	Wd-LBI	1		1+2	Wd-RFI (on count 1)/ RFI3 followed by leg tuck
	9b	RBO concluded with leg tuck	2			
Closed	10	XF-LBI		1		LFO
	11a	RBO3/ -front coupé- RFI Br/RBO -coupé behind -extension for RBOI/ RBI-Rk (between 2 & 3)	1+1 +5		1	RFI-Pr
	11b				1+1	front coupé LFO3
Closed at ch of edge to Outside hand-to hand with arms extended	11c		+2 "and"		1+3 +2 "and"	RBO3/ RFIO/ RFO-Rk (between 2 & 3)
Reverse Outside Hand-to hand with arms extended	12	LFO3	1+1		1+1 "and"	XF-LBI Twl RBO
	13a	RBO	2		4	LFO
Open	13b	LFO	2			
Closed	14	CR-RFOSw3	1+3		4	CR-RFO SwR
	15a	LFO	1		1+1	LFO3
	15b	XB-RFI	1			
	16	LFO		2		RBO
	17a	CR-RFO	1		1+1 +2 "and"	CR-LBO3/ LFI InBa /LFI3 (between counts 4 & 1)
Kilian	17b	XB-LFI InBa /LFI3 (between counts 4 & 1)	1+2 "and"			
	18	XF-RBI Wd-LBI (between 2 & 3)		2 "and"		XF-RBI Wd-LBI (between 2 & 3)
	19	RBO	4		1+3	RBOTwl/RBO
	20	LFO		1		LFO
	21	RFI-Pr		1		RFI-Pr
	22	LFO		1		LFO
Outside	23	RFI/RFO With layover on count 1 /RFO3/RBI3		1+2 +2 +1+1		RFI-Rk/RBI With layback on count 1/ RBI3/RFO3
	24	CR LFO3	1+1		2	LBI
Kilian	25	RBO		1		RBO
Open	26a	X-Cut LBI SwR	5		1	X-Cut LBI
	26b				4	RBO SwR

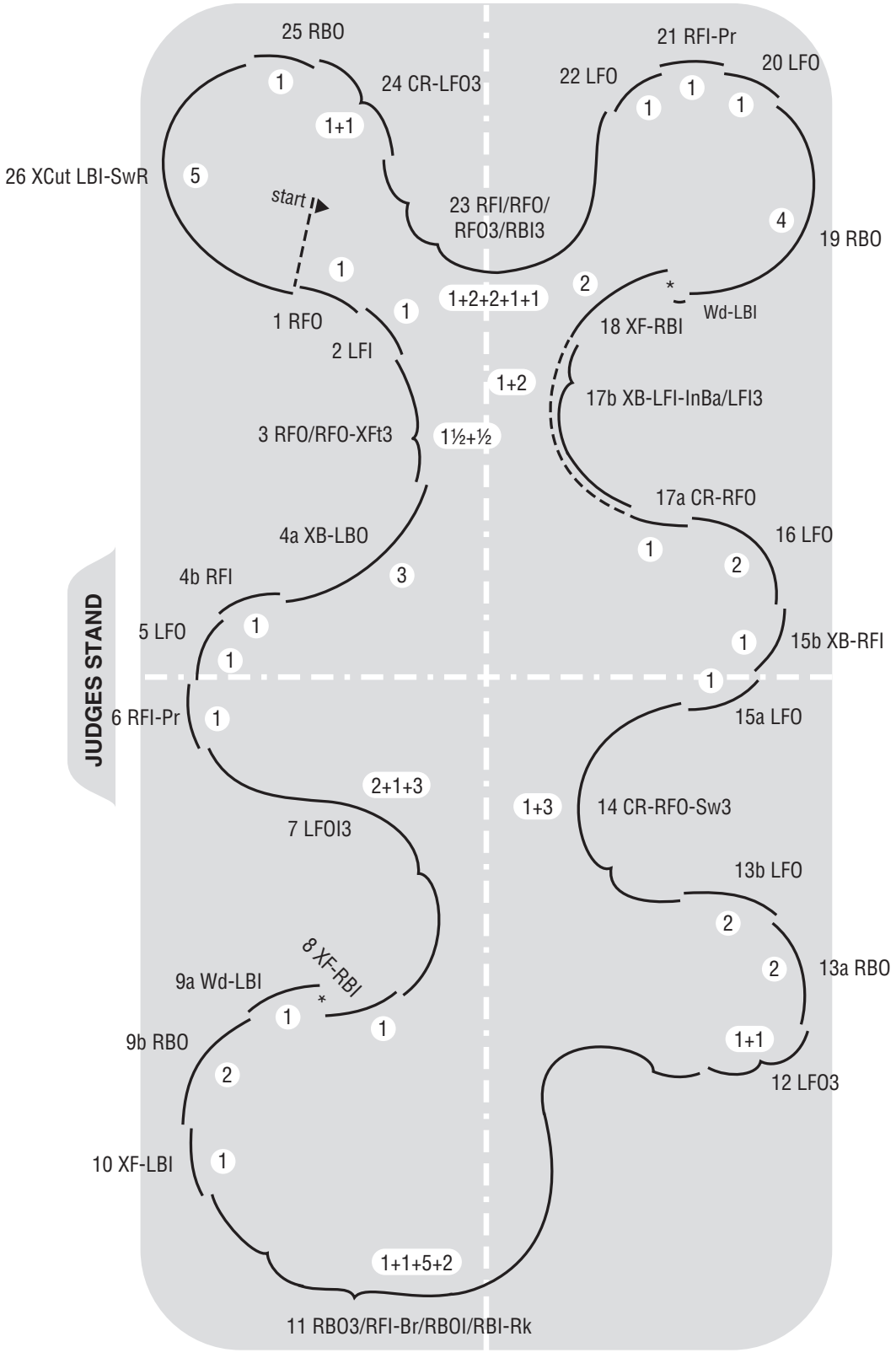
25 RBO
24 CR-LFO3
21 RFI-Pr
20 LFO
22 LFO
26 XCut LBI-SwR
start
23 RFI/RFO/
RFO3/RBI3
19 RBO
1+2+2+1+1
Wd-LBI
18 XF-RBI
1 RFO
2 LFI
17b XB-LFI-InBa/LFI3
3 RFO/RFO-XFt3
1½+½
17a CR-RFO
4a XB-LBO
16 LFO
4b RFI
JUDGES STAND
5 LFO
15b XB-RFI
6 RFI-Pr
15a LFO
2+1+3
7 LFOI3
14 CR-RFO-Sw3
13b LFO
13a RBO
8 XF-RBI
9a Wd-LBI
9b RBO
12 LFO3
10 XF-LBI
1+1+5+2
11 RBO3/RFI-Br/RBOI/RBI-Rk

© ISU

MIDNIGHT BLUES-FOLLOW — SET PATTERN DANCE

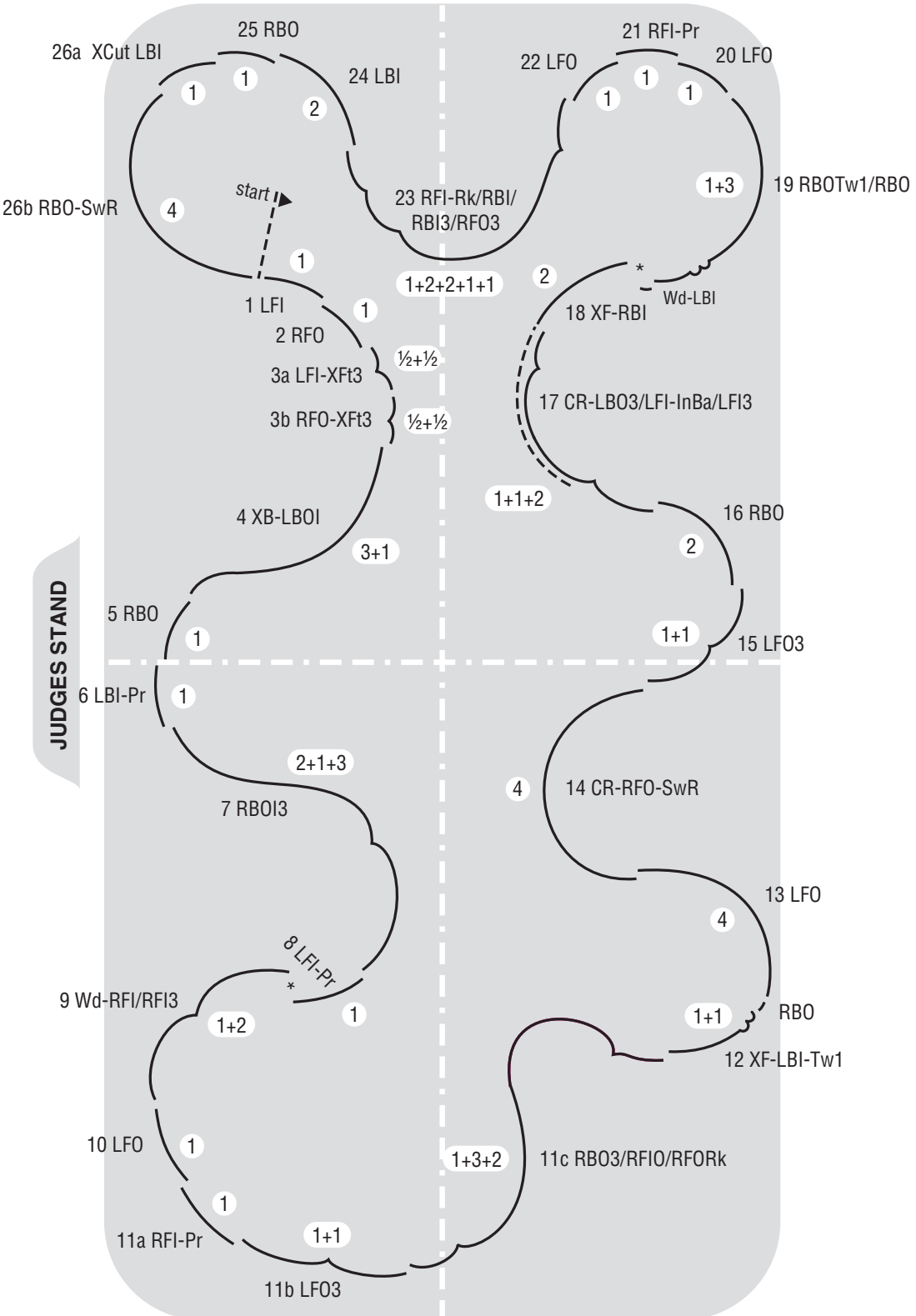

© ISU

RAVENSBURGER WALTZ

MUSIC RHYTHM: Waltz 3/4
TEMPO: 66 three-beat measures per minute; 198 beats per minute

ISU MUSIC INTRODUCTION: 48 beats, 14.6 seconds

PATTERN-TIMING: 1 = :29; 2 = :58; 3 = 1:27; 4 = 1:56

DURATION: Test 2 = :58
Competition 2 = :58
Adult Competition 2 = :58

SKATER'S CHOICE TIMING: See Skater's Choice Pattern Dance Timing Chart on usfigureskating.org

PATTERN: Optional

TEST: International

SOLO TEST: All skaters test the follow steps

The Ravensburger Waltz should be skated with the character of a Viennese Waltz. A strong waltz feeling is achieved by a continuous, lilting knee action accenting counts one and four, and by stressing the "2 + 1" count of many of the steps.

The dance begins with Steps 1 to 3 of six beats each, in which the lead partner and the follow partner alternately execute inside three-turns on count three with the free leg being lifted, while the partner skates a six-beat swing roll. These turns are known as "Ravensburger-type" three-turns. These steps are skated in open hold for the first two beats, but in closed hold after the turn for the swing roll during beats four, five and six. On Step 4, the follow partner turns a forward inside twizzle of one revolution under the lead partner's left arm on count two, followed by a fast C step turn onto the LBI (Step 5) for count three. The partners retain closed hold during the chassé and six-beat swing roll that follow as Steps 5 to 8.

The follow partner's Steps 10 to 13b are also turned under the lead partner's left arm with a transition into an open C step to change to Kilian hold on Step 13b. The follow partner may move their right hand as they wish during Steps 17 and 18. A change of edge at the end of Step 18 is skated by both partners.

Steps 20 to 27 are skated in Kilian hold, interrupted on Step 22 by the follow partner skating a twizzle of one revolution under the lead partner's left arm on the "and" at the end of count two, followed by a RFI on count three. Steps 24 to 25 and 26 to 27 constitute a chassé and a progressive, followed by a LFI three-turn for the follow partner that is turned under the lead partner's left arm into a closed hold on Step 28.

The follow partner's one-rotation back outside twizzle on Step 30 followed by a step forward is turned under the lead partner's left arm while the lead partner turns a three on count three of the measure. This leads to a chassé for both partners in open hold. Steps 32 to 36 are skated in open hold. The follow partner's swing rocker on Step 36 is similar to that in the Rocker Foxtrot. Steps 38 to 41 are skated in closed hold.

During the follow partner's closed S step on Steps 37 and 38, a change from open to closed hold occurs. Step 39 for the lead partner is a two-beat three-turn, and Step 40 for the follow partner is a quick one-beat three-turn in closed position. These constitute the "walk-around" threes with the fast timing for the follow partner matching the syncopation of the music.

INVENTORS: Angelika and Erich Buck and Betty Callaway

FIRST PERFORMED: West German Figure Skating Championships, Krefeld, 1973

Hold	Step No.	Lead Step	Number of beats of music			Follow Step
Closed	1	RFI3 Sw	2+1+3		6	LFO-SwR
	2	LFO-SwR	6		2+1+3	RFI3 Sw
	3	RFI3 Sw	2+1+3		6	LFO-SwR
	4	LFO	2		1+1 “and”	RFI-Tw 1 /RFI OpCSt (between 2 & 3)
	5	RFI-Ch		1		LBI (exit CSt)
	6	LFO		2		RBO
	7	RFI-Ch		1		LBI-Ch
	8	LFO-SwR		6		RBO-SwR
	9	RFO		2		LBO
	10	LFI-Ch		1		RFO
	11	RFO		2		LFI OpCSt
	12	LFI-Ch		1		RBI
	13a	RFO	3		2	LBO
Kilian	13b				1	RFO
	14	LFI OpCSt		2		LFI OpCSt
	15	RBI		1		RBI
	16	LBO free leg behind		2		LBO free leg behind
	17	RFO		1		RFO
	18	XB-LFIO		1+1		XB-LFIO
	19	RFI-Ch		1		RFI-Ch
	20	LFO		2		LFO
	21	RFI-Ch		1		RFI-Ch
	22	LFO	2		2 “and”	LFO /LFOTw 1 (between 2 & 3)
	23	RFI-Ch		1		RFI
	24	LFO		2		LFO
	25	RFI-Ch		1		RFI-Ch
	26	LFO		2		LFO
	27	RFI-Pr		1		RFI-Pr
Closed	28	LFI	3		2+1	LFI3
	29a	RFO	3		2	XF-RBI
	29b				1	LBI-Ch
	30	LFO3		2+1		RBO /RBOTw 1
	31a	RBO	3		2	LFO
	31b				1	RFI-Ch
Open	32	LFO		2		LFO
	33	RFI-Ch		1		RFI-Ch
	34	LFO		2		LFO
	35	RFI-Pr		1		RFI-Pr
	36a	LFO	3		2+1 +3	LFO-sw Rk (turned on count 3, leg swing on count 4)
Closed	36b	RFO	3			
Open	37	LFO		3		RFI ClSSt
Closed	38	RFO		3		LBO
	39	LFO3	1+1		2	RBO
	40	RBO	1		½+½	LFO3
	41	LFO		3		RBO

RAVENSBURGER WALTZ-LEAD — OPTIONAL PATTERN DANCE

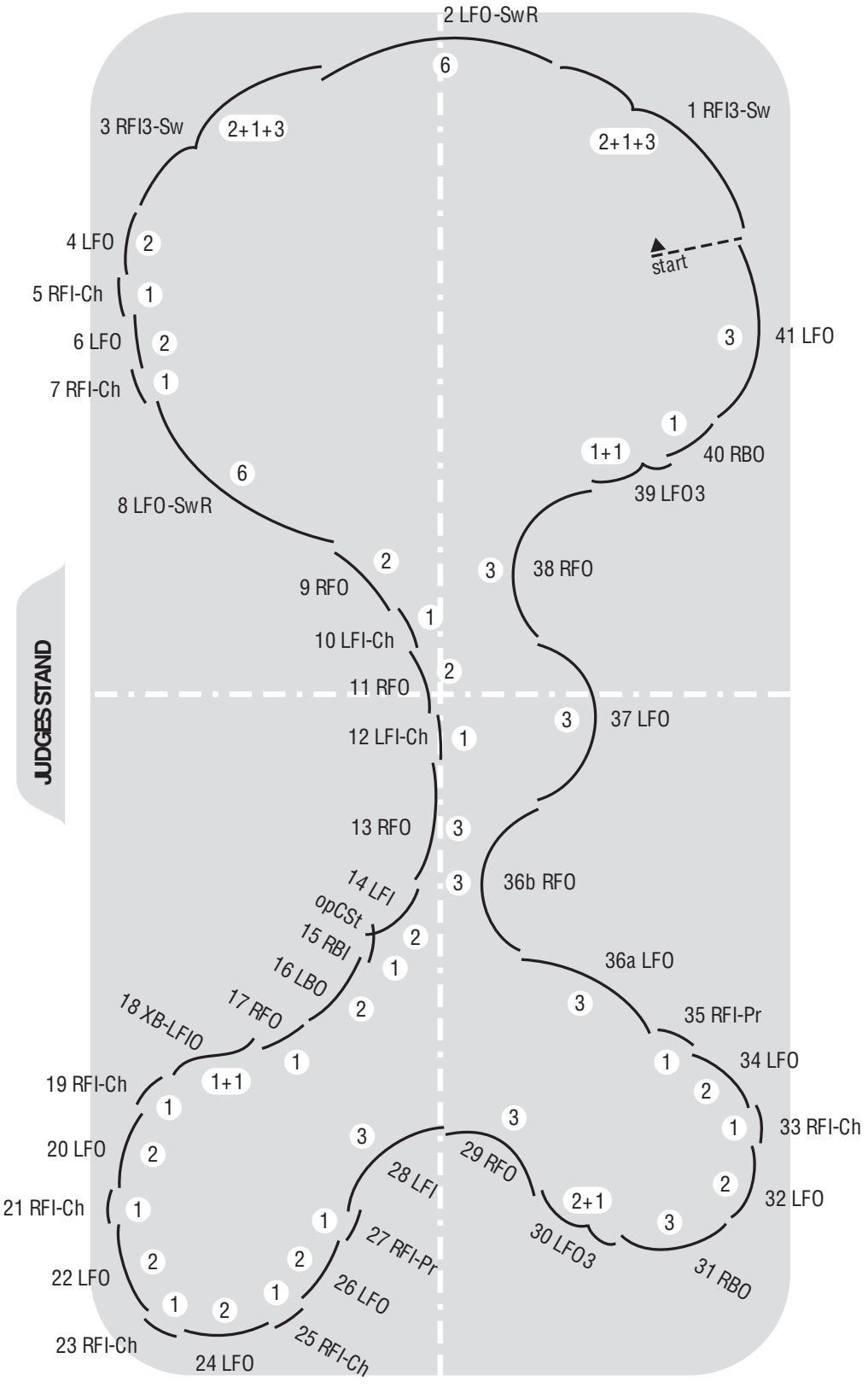

© ISU

RAVENSBURGER WALTZ-FOLLOW — OPTIONAL PATTERN DANCE

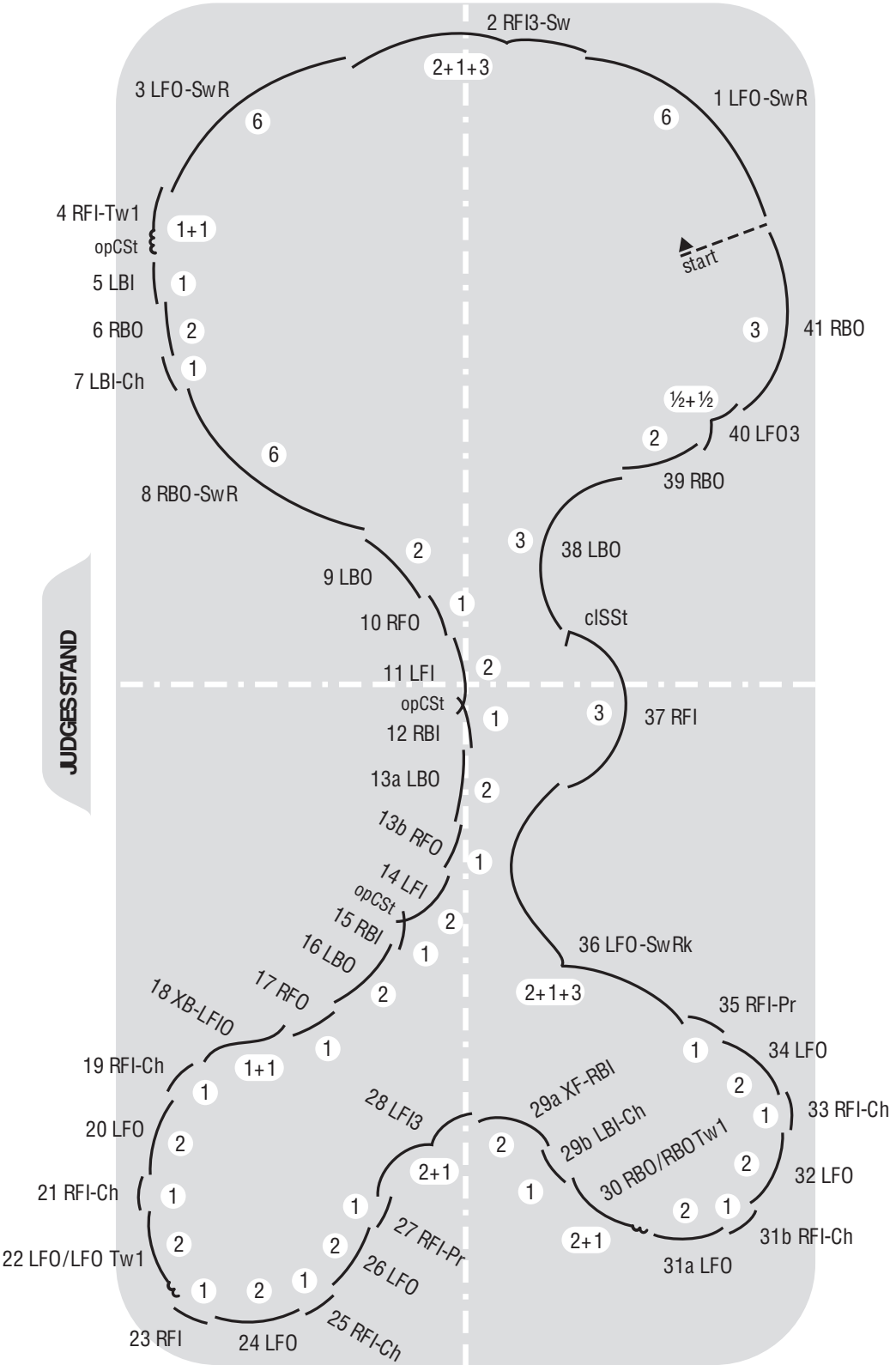

© ISU

RHUMBA

MUSIC RHYTHM: Rhumba 4/4
TEMPO: 44 two-beat measures per minute; 176 beats per minute

ISU MUSIC INTRODUCTION: 32 beats, 10.9 seconds

PATTERN-TIMING: 1 = :15; 2 = :30; 3 = :45; 4 = 1:00

DURATION: Test 3 = :45
Competition 4 = 1:00
Adult Competition 3 = :45

SKATER'S CHOICE TIMING: See Skater's Choice Pattern Dance Timing Chart on usfigureskating.org

PATTERN: Optional

TEST: International

The Rhumba is a lively but soft and subtle dance that must be skated with hidden power and control.

The Rhumba is skated in Kilian hold throughout with both partners executing the same steps. The dance starts with a chassé followed by a double change of edge on Step 3. The left forward outside edge is held for two beats while the free foot is brought to the side of the skating foot followed by a lift and a pronounced outward movement on beat three coinciding with a rise of the skating knee as the edge is changed to inside and then back to outside. Step 4, which is crossed in front, is followed by a bold outside edge on Step 5.

Step 6 is a cross roll, and Step 7 is a cross behind. The right foot is then extended wide (the lead partner's right leg passes over the lead partner's left) for Step 8. Step 9 is placed at the side of the right foot, and then Step 10 is crossed behind. Steps 10 to 14 are held for four beats each with each step commencing on the third beat of the measure. A further wide step is made on Step 11 with the follow partner crossing their leg in front of the lead partner's and, on this edge, the lead partner takes the lead. Step 12 is a wide-stepped crossed in front open S step immediately followed by a back wide-stepped crossed behind closed S step on Step 13. On the latter the left foot is drawn back and placed inside the circle. The free leg must be well controlled after the turn so that it moves forward immediately to ensure that the second S step is an S step and not a mere step forward. Care must be taken to ensure that a full four-beat edge is skated after both S steps.

In order to facilitate the simultaneous three-turns on Step 14, the follow partner must move slightly ahead of the lead partner. The free leg swings in front before the turn. The free leg position after the turn is optional. Step 15 is a cross roll, and Step 16 is crossed in front in order to facilitate stepping forward to restart the dance.

Care must be taken to preserve the smoothness of the Rhumba and to prevent the dance from becoming excessively bouncy or jerky. The tendency to jump Steps 8 and 11 must be avoided. If these steps and the S steps are not stepped wide enough, the dance loses much of its strength.

INVENTOR: Walter Gregory

FIRST PERFORMED: Westminster Ice Rink, London, England, 1938

Hold	Step No.	Step (same for both)	Number of beats of music
Kilian	1	LFO	1
	2	RFI-Ch	1
	3	LFOIO	2+1+1
	4	XF-RFI	2
	5	LFO	4
	6	CR-RFO	2
	7	XB-LFI	1
	8	Wd-RFI	1
	9	LFO	2
	10	XB-RFI	4
	11	Wd-LFI Wd-XF Op SSt	4
	12	RBO Wd-XB-Cl SSt	4
	13	LFI	4
	14	RFI3	4+2
	15	CR-LBO	2
	16	XF-RBI	2

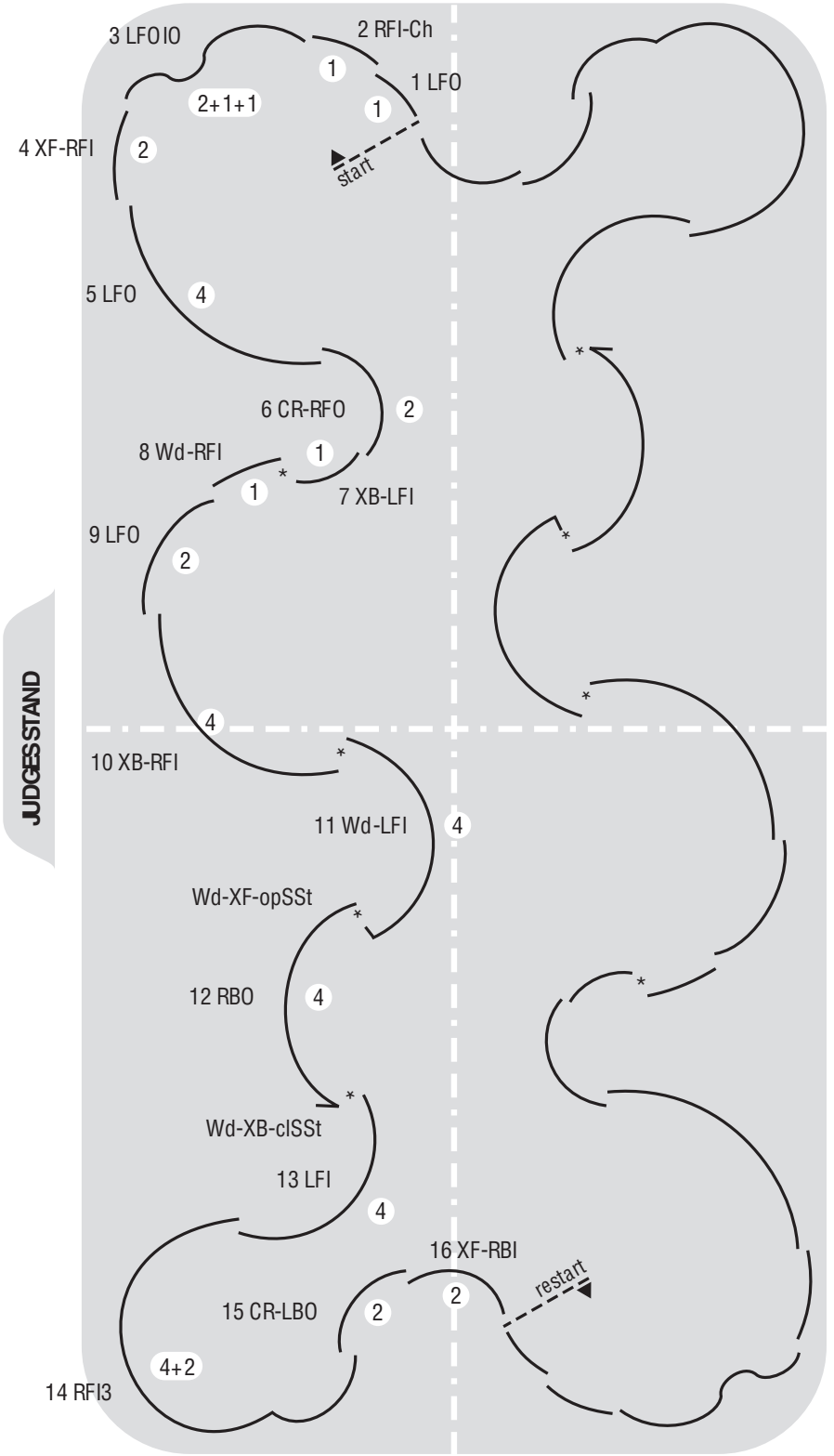
3 LFOIO
2 RFI-Ch
1
1 LFO
2+1+1
1
4 XF-RFI
2
start
5 LFO
4
6 CR-RFO
2
8 Wd-RFI
1
*
1
7 XB-LFI
9 LFO
2
JUDGES STAND
4
10 XB-RFI
*
11 Wd-LFI
4
Wd-XF-opSSt
*
12 RBO
4
*
Wd-XB-clSSt
13 LFI
4
16 XF-RBI
restart
2
15 CR-LBO
2
4+2
14 RFI3

© ISU

SILVER SAMBA

MUSIC RHYTHM:	Samba 2/4
TEMPO:	54 two-beat measures per minute; 108 beats per minute
ISU MUSIC INTRODUCTION:	32 beats, 17.8 seconds
PATTERN-TIMING:	1 = :30; 2 = :59; 3 = 1:29; 4 = 1:58
DURATION:	Test 2 = :59 Competition 2 = :59 Adult Competition 2 = :59
SKATER'S CHOICE TIMING:	See Skater's Choice Pattern Dance Timing Chart on usfigureskating.org
PATTERN:	Optional
TEST:	International

The dance begins with the partners in Kilian hold as they skate two run sequences. Steps 4 and 8, after each run sequence, are skated as a "quick cross-over slip RFI." This is a movement in which the right free foot during the third step (LFO) of the run is held at full extension, and as it takes the ice for Steps 4 and 8 (RFI cross), the left foot on becoming the free foot is quickly slipped behind and sideways across the tracing just clear of the ice, becoming fully extended and pointing downward to accentuate the rhythm.

The follow partner then skates an open swing three-turn into closed hold, with a brief lift of the free leg after the turn (Step 9) while the lead partner skates a slide chassé with the free foot passing forward (Steps 9 a and 9 b). Then the partners dance a series of chassés in the character of the Samba (Steps 10 to 17) on a curved pattern. Steps 12 and 13 and 16 and 17 are skated as slide chassés with the lead partner slipping their left free leg turned out and forward while the follow partner matches by extending their right free leg backward.

On Step 18 the partners skate a two-beat deep inside swing roll (lead partner LFI, follow partner RBI). Then they skate a series of chassés away from the center of the rink toward the barrier on an evenly curved pattern (Steps 19 to 22). Step 23 is a two-beat swing.

After both partners skate a chassé (Steps 24 and 25), the lead partner skates a three-turn into Kilian hold (Step 26), while the follow partner skates a RBO followed by a LBI cross in front to join the lead partner in skating a RBO for three beats (Step 27). The timing of the lead partner's three (the lead partner's Step 26) is unusual in that the lead partner steps on count four and turns on count one of the measure.

Both partners then skate a cross roll LBO (Step 28) and, on Step 29, a cross-in-front right back inside and change of edge to outside with a triple swing of the free leg (forward, back, forward to coincide with the music). The rest of the dance is skated in Kilian hold, and after Steps 30 and 31 the remaining steps consist of four step-chassé-step sequences (the so-called "inside chassés" as the second and third step of each are inside edges — Steps 33 and 34, 36 and 37, 39 and 40, and 42 and 43a), five slip/slide steps, and two inside edges with the free leg held behind, crossing the tracing. The timing of the slip steps is one, one, half, half, one (although for this last slip step — Step 47 — the foot remains on the ice for half a beat, before the half-beat leg lift). A tuck action of the foot is required on the two inside edges Steps 48 and 49.

Individual interpretation by couples to add Samba character is permitted provided that the integrity of steps, free leg positions and holds is maintained.

INVENTORS: Courtney J.L. Jones and Peri V. Horne

FIRST PERFORMED: Queen's Ice Rink, London, England, 1963

SILVER SAMBA — STEP CHART

Hold	Step No.	Lead Step	Number of beats of music			Follow Step
Kilian	1	LFO		1		LFO
	2	RFI-Pr		1		RFI-Pr
	3	LFO		1		LFO
	4	RFI-Qcs		1		RFI-Qcs
	5	LFO		1		LFO
	6	RFI-Pr		1		RFI-Pr
	7	LFO		1		LFO
	8	RFI-Qcs		1		RFI-Qcs
	9a	LFO	1		1+1	LFOSw3
Closed	9b	RFI-Sl Ch	1			
	10	LFO		½		RBO
	11	RFI-Ch		½		LBI-Ch
	12	LFO		1		RBO
	13	RFI-Qlf		1		LBI-Qlb
	14	LFO		½		RBO
	15	RFI-Ch		½		LBI-Ch
	16	LFO		1		RBO
	17	RFI-Qlf		1		LBI-Qlb
	18	LFI-SwR		2		RBI-SwR
	19	RFO		½		LBO
	20	LFI-Ch		½		RBI-Ch
	21	RFO		½		LBO
	22	LFI-Ch		½		RBI-Ch
	23	RFO-SwR		2		LBO-SwR
	24	LFO		½		RBO
	25	RFI-Ch		½		LBI-Ch
	26a	LFO3	1+1		1	RBO
	26b				1	XF-LBI
Kilian	27	RBO		3		RBO
	28	CR-LBO		1		CR-LBO
	29	XF-RBIO (swing free leg forward-back-forward)		1+3		XF-RBIO (swing free leg forward-back-forward)
	30	XF-LBI		1		XF-LBI
	31	RBO-Qlf		2		RBO-Qlf
	32	LFO		½		LFO
	33	RFI-Ch		½		RFI-Ch
	34	LFI		1		LFI
	35	RFO		½		RFO
	36	LFI-Ch		½		LFI-Ch
	37	RFI		1		RFI
	38	LFO		½		LFO
	39	RFI-Ch		½		RFI-Ch
Kilian	40	LFI		1		LFI
	41	RFO		½		RFO
	42	LFI-Ch		½		LFI-Ch
	43a	RFI		1		RFI
	43b	RF-Lff		1		RF-Lff
	44	LF-Rff		1		LF-Rff
	45	RF-Lff		½		RF-Lff
	46	LF-Rff		½		LF-Rff
	47	RF-Lff Qlf at end		½ +½		RF-Lff Qlf at end
	48	LFI		2		LFI
	49	RFI		2		RFI

SILVER SAMBA-LEAD — OPTIONAL PATTERN DANCE

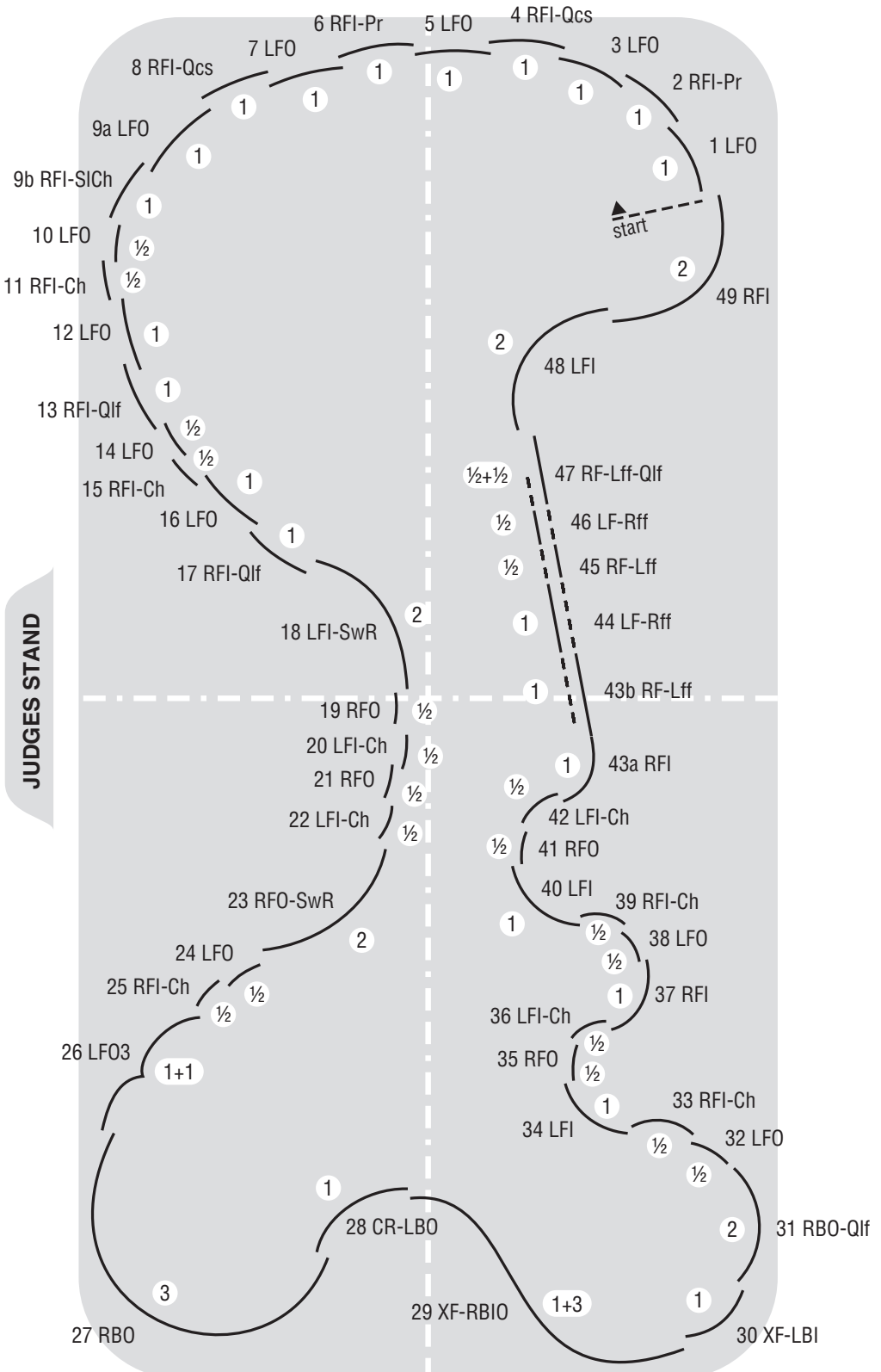

© ISU

SILVER SAMBA-FOLLOW — OPTIONAL PATTERN DANCE

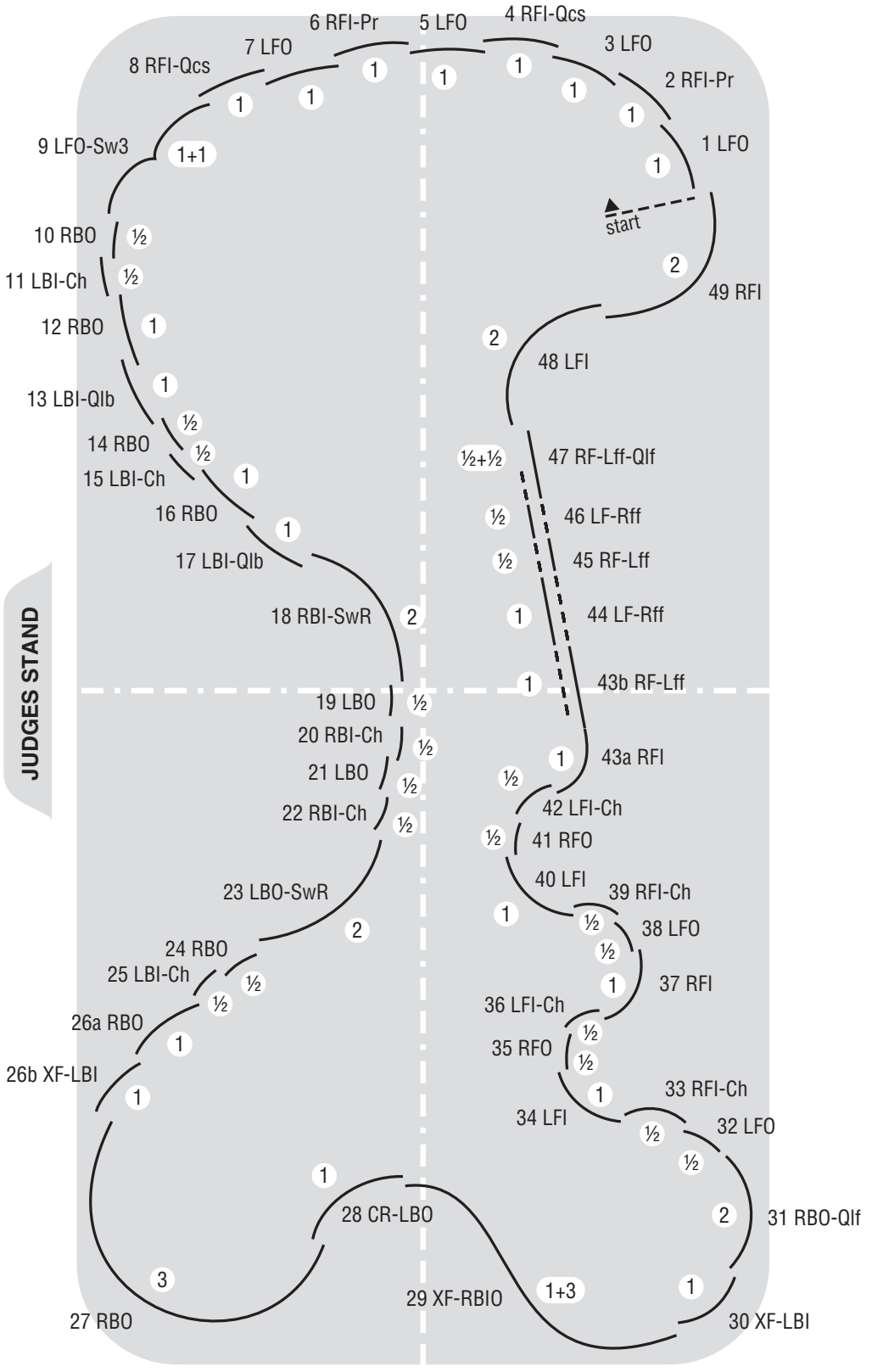

© ISU

TANGO ROMANTICA

MUSIC RHYTHM:	Tango 4/4
TEMPO:	28 four-beat measures per minute; 112 beats per minute
ISU MUSIC INTRODUCTION:	32 beats, 17.1 seconds
PATTERN-TIMING:	1 = :52; 2 = 1:43; 3 = 2:35; 4 = 3:27
DURATION:	Test 2 = 1:43 Competition 2 = 1:43 Adult Competition 2 = 1:43
SKATER'S CHOICE TIMING:	See Skater's Choice Pattern Dance Timing Chart on usfigureskating.org
PATTERN:	Optional
TEST:	International

This a romantic dance which is skated in a soft, lyrical and sinuous lead partner with both a soft and strong character where appropriate; however, deep edges are necessary to convey its mood.

Steps 1 to 11 are skated in closed hold. The follow partner places their right hand on the lead partner's left shoulder with bother partners' left arms extended. The introductory steps should finish with an open stroke to facilitate skating the first step of the dance that begins on the fourth beat of the measure. The lead partner starts on a left forward outside edge with their right foot on the ice to the side; the follow partner starts on a right backward outside edge with their left foot on the ice to the side (both partners are on two feet during one beat). Both partners execute double three-turns with a side lift of the free leg for two beats (the "Helicopter"). Step 2 is crossed widely with both feet on the ice and the right knee bent. At the end of this step, the lead partner skates a left forward inside edge and brings their feet together; the follow partner simply straightens their right knee on the first beat of the measure and brings their feet together.

On Step 5, the lead partner executes a swing "twizzle-like" motion ("Tw 1" — their body turns one full, continuous rotation, but the skating foot does not technically execute a full turn), while the follow partner does a swing three completed with an open inside S step. During the swing, the lead partner places their right hand on the follow partner's left hip on the first beat of the measure. The follow partner covers the lead partner's hand with the follow partner's left and they join their free hands overhead. They skate in this hold for one beat. The lead partner's "twizzle-like" motion and the follow partner's S step are performed simultaneously on the "and" between counts two and three of the measure. On Step 7 the lead partner skates a chassé while the follow partner skates an open C step, both on the "and " between counts four and one of the measure, followed by the one-beat LBI exit from the follow partner's C step and the lead partner's LFO.

During Step 8, the follow partner places their right hand on the lead partner's right shoulder and places their left hand behind their back to clasp the lead partner's right hand. Step 9 begins as a cross roll and finishes with a change of edge for both. At the end of this step, the follow partner performs a counterclockwise back inside twizzle of one rotation without releasing their left hand on "and" between counts two and three. On Step 10 the lead partner's left hand is extended while the follow partner's right hand rests on the lead partner's left shoulder with the follow partner's left hand and the lead partner's right hand joined on the follow partner's left hip. The free legs cross on the first beat of the measure, and then on the second beat they close their free legs and take an outside hold. A progressive sequence leads to Step 14 when the lead partner skates a closed C step and the follow partner skates a RFI three-turn in open hold.

The series of Steps 15 to 26 are skated very softly with bent knees and deep edges. Step 15 is skated in Reversed Kilian hold in syncopation with the rhythm of the music with the XF-LBI being held for two beats followed by a very short RBO on the "and" between beats four and one. Steps 16 to 19 are a series of cross steps skated in Kilian hold. Steps 20 to 22 are skated in Reversed Kilian hold and culminate in their matching crossed rocker turns. Steps 19 and 22 may be slightly wide stepped. Steps 23 to 25 are skated in Kilian hold. On Step 24 the partners execute a crossed inside three-turn together, then on Step 25 the lead partner skates an open C step while the follow partner skates another inside three-turn, but not crossed this time.

Steps 26 and 27 are performed in closed hold on deeply bent knees. Step 28 is a four-beat cross roll of which the first two beats are performed in reversed outside hold. The follow partner takes the usual outside hold on the third beat (known as the "criss-cross" movement — the follow partner using the cross rolls to change side) and raises their right knee until the skate almost touches their left knee. At the same time, the lead partner draws their free leg to their skating foot. The follow partner swings their right leg forward and crosses over the lead partner's right leg on the fourth beat of the measure. On Step 29, the follow partner touches the ice with their right foot and the right knee bent, left leg extended, both blades on outside edges. At the same time the lead partner

skates a LBO and quickly extends their right leg to skate a wide RBI. There are several acceptable options in the lead manner in which the lead partner performs this that are used for dramatic effect. Both partners skate close together on both feet for two beats. On the third beat, the follow partner turns a three-turn that places the partners in closed hold. The lead partner then turns a three on Step 30.

Steps 31 and 32 are skated in closed hold. These are followed by the rapid running Steps 33 and 34 in open hold. On Step 35, both partners skate LFO on the third beat of the measure, and then on the fourth beat, the follow partner turns a rocker (the follow partner's Step 35a). While performing the rocker, the follow partner places their left hand on the lead partner's right shoulder, and the follow partner's right hand and the lead partner's left hand join on the follow partner's right hip. The lead partner's right hand is extended. The lead partner strikes their Step 35b in closed hold and during their swing moves to the side of the follow partner for the lead partner's swing closed S step. On the first beat of the next measure (second beat of the follow partner's LBO), the follow partner extends their right leg forward, returning it to the skating leg on the second beat of the same measure (third beat of the follow partner's edge). On the third beat of this measure the follow partner skates a RBI (the follow partner's Step 35b) and swings their free leg back while the lead partner lifts their free leg. On the fourth beat of the measure, the follow partner turns a three (the follow partner's Step 35c), waving their right hand overhead while the lead partner skates a swing closed S step.

On Step 36, the partners skate backward in open hold with the follow partner's right hand on the lead partner's left shoulder. They then simultaneously swing their left arms, the follow partner swings their left leg as the follow partner turns their RBO3 and the lead partner their right. On the fourth beat of the measure, the partners place their left hand on each other's right elbows, moving their free legs first to the side, and then the follow partner crosses behind and the lead partner in front. Step 37 is a left forward inside closed S step for the follow partner and a change of edge for the lead partner. Step 38 is crossed in front.

Steps 38 to 44 are a chassé and progressive sequence skated in Reversed Kilian hold. On Step 44, which commences on the first beat of the measure, the partners extend their right arms forward parallel, then the follow partner takes the lead partner's right hand with the follow partner's left going into open hold to skate a left forward inside closed S step.

During Step 45, the free legs are drawn to the skating legs on the second beat of the measure, and on the third beat the follow partner extends their free leg forward. The exit from the follow partner's S step is concluded by a RBO twizzle of one revolution. The lead partner skates a three-turn on Step 45b. During this step, the partners are in reverse outside hold.

Steps 46 to 49 are a chassé sequence skated in open hold. Step 49 commences as a cross roll, and then at its end there is a very quick change of edge. The follow partner then skates a three-turn to finish in closed hold ready to restart the dance. The dance concludes on beat three of the measure.

INVENTORS: Ljudmila Pakhomova, Aleksandr Gorshkov and E. Tschaikovskaja

FIRST PERFORMED: Moscow, Russia, 1974

TANGO ROMANTICA — STEP CHART

Hold	Step No.	Lead Step	Number of beats of music			Follow Step
Closed	1	LFO-RFI foot to side /LFO3/LBI3	1+ (musical count 4) 1+1			RBO-LBI foot to side /RBO3/RFI3
	2	Wd-XF-RFO-LFI /LFI (feet together)		2 +1		Wd-XB-LBO-RBI /RBI (feet together)
	3	RFO		1		LBO
	4	LFI-Pr		1		XF-RBI
	5	RFO-Sw “Tw” between 2,3	3 “and”		1+2 “and”	LBO-Sw3 OpSSt RBO between 2,3
	6	LFO		2		XF-LBI
	7	RFI-Ch between counts 4&1 /LFO /RFI between counts 2&3	2 “and”	“and”	2	RFI OpCSt Between cts 4&1 /LBI (exit edge CSt)
	8	LFO		2		RBO
	9	CR-RFOI	1+1		1+1 “and”	CR-LBOI /LBI-Tw1 (between cts 2,3)
	10	LFI		4		RBI

Hold	Step No.	Lead Step	Number of beats of music			Follow Step
Outside	11	RFO		1		LBO
	12	LFI-Pr		1		RBI-Pr
	13	RFO		2		LBO
	14a	LFO ClCSt	1		1+1	RFI3
	14b	RBO	1			
Reversed Kilian	15	XF-LBI /RBO (between cts 2 & 3)		2 “and”		XF-LBI /RBO (between cts 2&3)
Kilian	16	LFO		2		LFO
	17	XF-RFI		1		XF-RFI
	18	XB-LFO		1		XB-LFO
	19	XF-RFO		2		XF-RFO
Reversed Kilian	20	XF-LFI		1		XF-LFI
	21	XB-RFO		1		XB-RFO
	22	XF-LFO-Rk		1+1		XF-LFO-Rk
Kilian	23	XF-RBI		2		XF-RBI
	24	XF-LBI3		1+1		XF-LBI3
	25a	RFI OpCSt	1		1+1	RFI3
	25b	LBI	1			
Closed	26	RBO		1		LFO
	27	CR-LBO		1		CR-RFO
Reverse Outside to Outside	28	CR-RBO		4		CR-LFO
	29	Wd-LBO-RBI /LBO		2 +1		Wd-XF-RFO-LFO /RFO3
Closed	30	RFO3	½+½		1	LBO
	31	LBO		2		RFO
	32a	RBO	2		1	XF-LFO
	32b				1	RFI-Ch
Open	33	LFO		1		LFO
	34	RFI-Pr		1		RFI-Pr
	35a	LFO	2		1+3	LFO-Rk
Closed	35b	RFO-Sw ClSSt	4		1	RBI-Sw
	35c				½+½	LFO3
Open	36	LBI	4		2+2	RBO3
	37a	RBIO	2+1		2	LFI ClSSt
	37b				1	RBO
Reversed Kilian	38	XF-LBI		1		XF-LBI
	39	RFI		1		RFI
	40	LFO		½		LFO
	41	RFI-Ch		½		RFI-Ch
	42	LFO		1		LFO
	43	RFI-Pr		1		RFI-Pr
	44	LFI		4		LFI ClSSt
Closed	45a	RFI	2		3	RBO
	45b	LFO3	½+½		+1	/RBO-Twl
Outside	45c	RBO	1			
Open	46	LFO		1		LFO
	47	RFI-Ch		1		RFI-Ch
	48	LFO		1		LFO
	49	CR-RFOI-Sw	3+1		3+ ½+½ “and”	CR-RFOI-Sw /RFI3 (on ct 3) /LBI (between cts 3 &4)

TANGO ROMANTICA-LEAD — OPTIONAL PATTERN DANCE

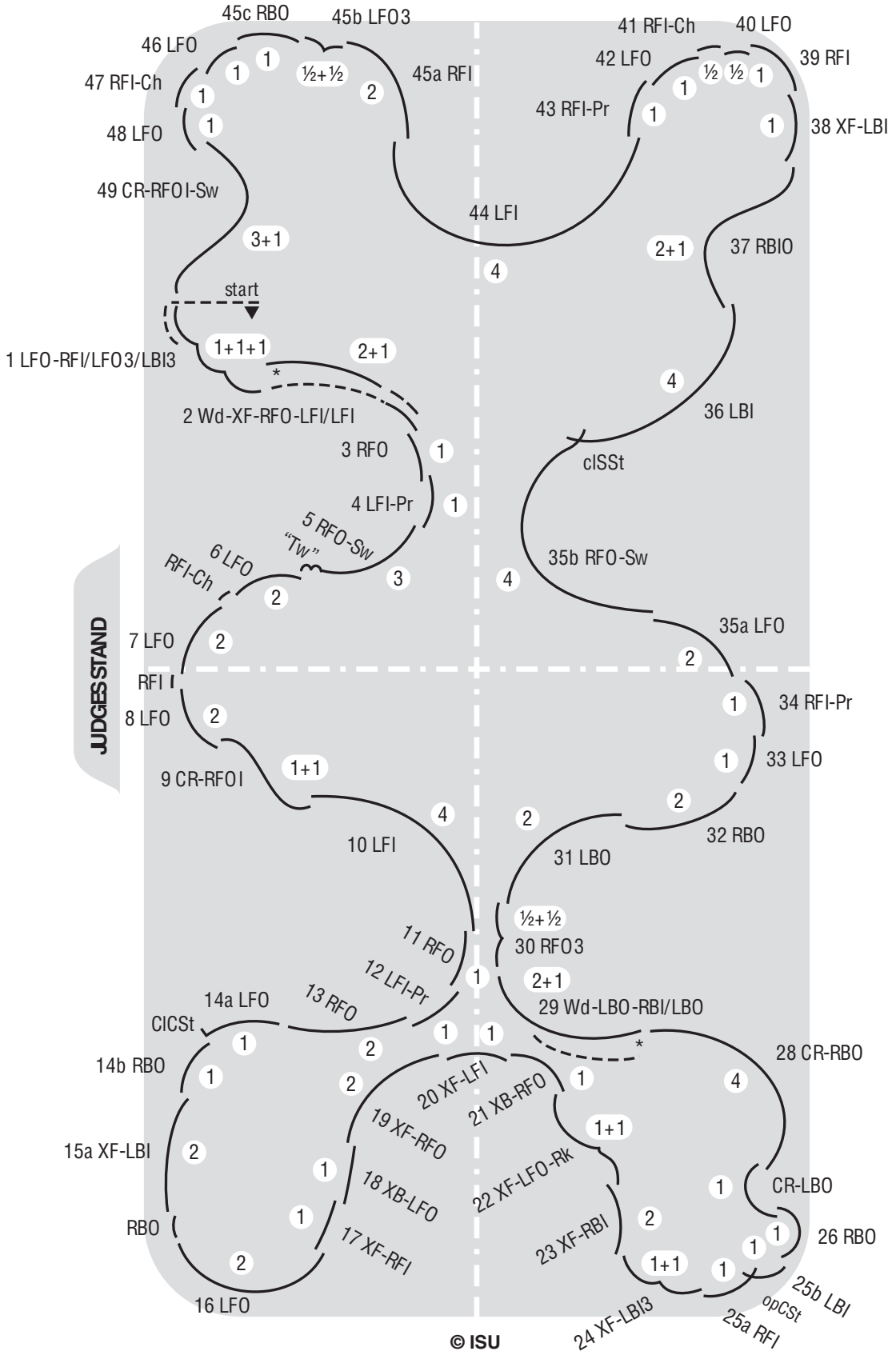

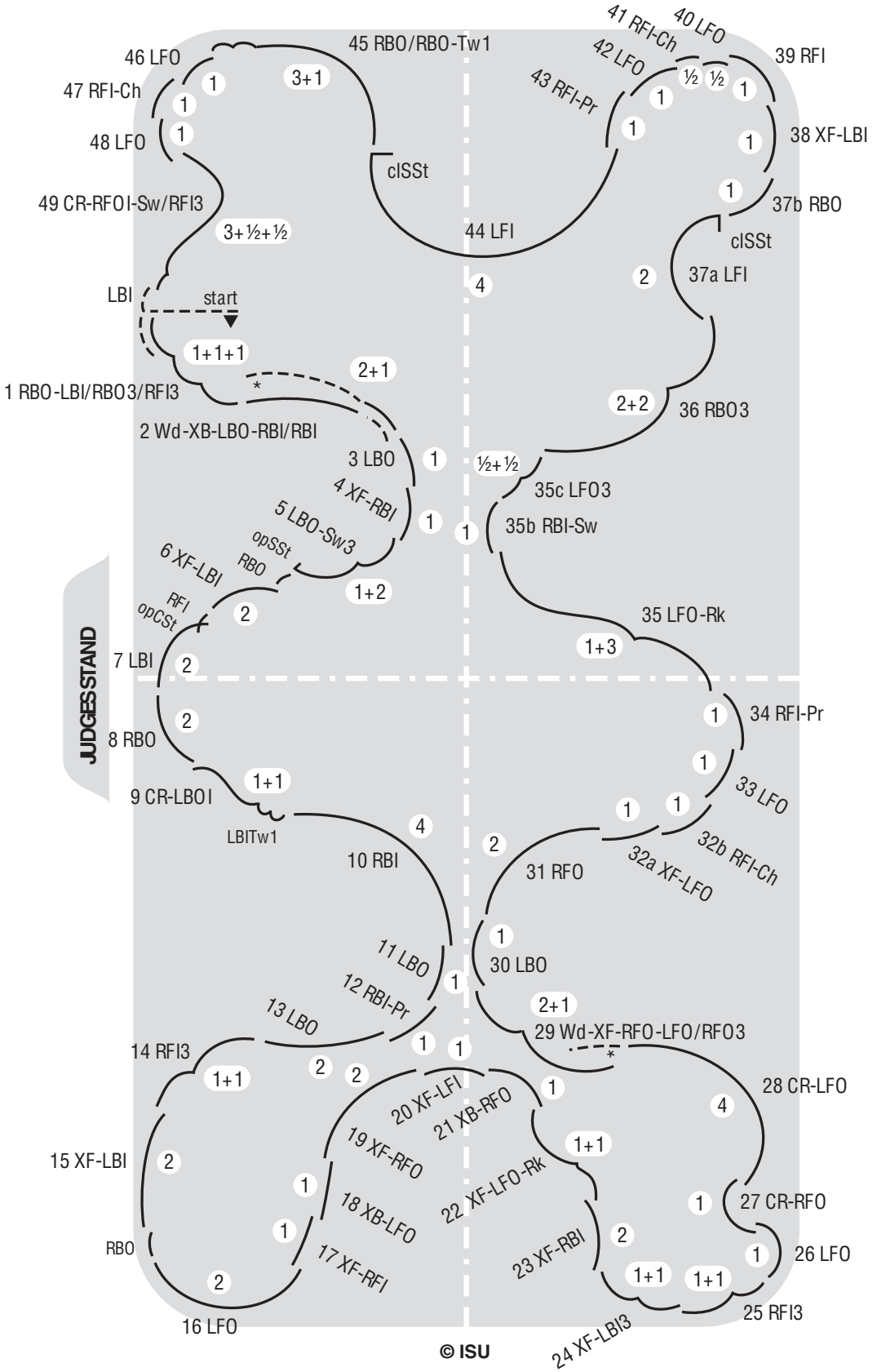
JUDGES STAND
start
LBI
1 RBO-LBI/RBO3/RFI3
2 Wd-XB-LBO-RBI/RBI
3 LBO
4 XF-RBI
5 LBO-Sw3
6 XF-LBI
7 LBI
8 RBO
9 CR-LBO1
LBITw1
10 RBI
11 LBO
12 RBI-Pr
13 LBO
14 RFI3
15 XF-LBI
RBO
16 LFO
17 XF-RFI
18 XB-LFO
19 XF-RFO
20 XF-LFI
21 XB-RFO
22 XF-LFO-Rk
23 XF-RBI
24 XF-LBI3
25 RFI3
26 LFO
27 CR-RFO
28 CR-LFO
29 Wd-XF-RFO-LFO/RFO3
30 LBO
31 RFO
32a XF-LFO
32b RFI-Ch
33 LFO
34 RFI-Pr
35 LFO-Rk
35b RBI-Sw
35c LFO3
36 RBO3
37a LFI
37b RBO
38 XF-LBI
39 RFI
40 LFO
41 RFI-Ch
42 LFO
43 RFI-Pr
44 LFI
45 RBO/RBO-Tw1
46 LFO
47 RFI-Ch
48 LFO
49 CR-RFO1-Sw/RFI3
clSSt
opSSt
RBO
RFI
opCSt
© ISU

TEA-TIME FOXTROT

MUSIC RHYTHM:	Slow-Fox 4/4
TEMPO:	26 four-beat measures per minute; 108 beats per minute
ISU MUSIC INTRODUCTION:	32 beats, 17.8 seconds
PATTERN-TIMING:	1 = :58;
DURATION:	Test 1 = :58 Competition 1 = :58 Adult Competition 1 = :58
SKATER'S CHOICE TIMING:	See Skater's Choice Pattern Dance Timing Chart on usfigureskating.org
PATTERN:	Optional
TEST:	International

The Tea-Time Foxtrot is an extremely smooth, progressive dance characterized by long, continuous flowing movements across the ice. The rise and fall action should be present in up and down knee actions, as well as continuity of the steps, so that if there is a full cup of tea on the head of a dancing follow partner, no drop would be spilled.

Essential to a comfortable and effective Tea-Time Foxtrot is a dance frame, correct posture, connection, and foxtrot timing. The body should be held erect without either partner leaning toward the other. While in closed hold, partners should maintain light contact in the diaphragm area. But posture is not just how you hold your own body, but also how you connect with your partner. The lead partner should present the follow partner, and the dance holds should be very elegant throughout the whole dance.

Steps are mostly choreographed in the typical foxtrot timing of "slow-quick-quick, slow-quick-quick," using all dance holds, without any break of hold, even during the twizzles.

This dance should be performed easily, smoothly and effortlessly, as if the dancers were having a relaxing tea-time break during a long day of work.

Opening Section
The opening section starts in Foxtrot hold with the right forward inside three-turn (RFI3-RBO) by both partners. The lead partner turns under the follow partner's right arm on count 2 and then continuously both partners should change hands behind the follow partner's back to Kilian hold. They both should hold RBO for three beats. On Step 2 they both execute LBO cross-roll followed by Step 3 RBI cross in front. At the same time they change Kilian hold to Foxtrot hold while entering parallel RBI double threes on count 2. Each half a turn of those double threes should be held for one beat.

"Toe-Pick-Hop" Section
Still maintaining Foxtrot hold (or variation of Foxtrot and Kilian hold), both partners execute double "toe-pick-hops" (Step 4) on count 1 and 2, finishing with a RFI two-beat Ina Bauer (Step 5) on count 3 and 4. During the first beat of the Ina Bauer, the lead partner holds the follow partner with the lead partner's left hand and puts the lead partner's right hand on the follow partner's right shoulder. The follow partner then puts their left hand on their partner's left hip. On the very end of their smooth inside Ina Bauer, the forward leg executes a "three-turn-like" motion, between beats 4 and 1 on count "and", which means that only the right foot turns from forward to backward while the left foot is still skating backward. During this movement, the lead partner holds the follow partner's left hand with the lead partner's left hand, so that the follow partner turns under the lead partner's left arm. At the same time, partners switch their positions so that the follow partner appears in front of the lead partner, while both of them are skating backward to Steps 6 and 7 (XF LBI and XF RBI (crossovers)) in open hold with the lead partner's right hand on the follow partner's right shoulder (variation of Kilian hold).

S Step / Twizzle Section
Step 9 (XF (crossover) RBIO) finishes with the change of edge as the entry edge to the RBO-Wd SSt. The couple still maintains open hold (variation of Kilian hold). The RBO edge of the wide S step must be executed on count 1 and is held for three beats. Step 10 (LFI), exit from S step, must be held for one beat only. On count one of the next measure the follow partner changes hold to Foxtrot hold and then executes a double twizzle under the lead partner's left arm (or they may choose a different hold/contact/touch), while the lead partner holds RFI for two beats on count 1 and 2 (Step 11). The pattern in Tea-Time Foxtrot is optional and follow partner's twizzle on Step 11 may be performed parallel to the long board, around the corner, or parallel to the short board.

It may result in crossing the long axis and the retrogression of the next steps is permitted within this section.

Slide to the Three-Turn (skidded) Section
On count 3,4,1,2, they both execute double progressive steps in combination of Kilian and Foxtrot or basic Foxtrot hold, skating into the long Step 15. On count 2, they change hold to Kilian hold with the lead partner's right hand under the follow partner's right shoulder. Such hold is maintained during a RFIO change of edge until count 3. During the change of edge they perform a crossed slide, which is optional for the lead partner. The crossed slide will then continuously come into the RFO three-turn (skidded) in the variation of the reverse Kilian hold, followed by a single RBI twizzle which they finish with a one-beat RBI by the lead partner (followed by the lead partner's backward crossover, Step 16/17) while the follow partner executes a three-beat RBI. They execute their single, simultaneous twizzles in a way that the lead partner rotates under both follow partner's arms (or they may use a different hold/contact/touch). After the twizzles the partners should change hold to the variation of Kilian hold. Steps 16 and 17 are in open Kilian hold with lead partner's right hand on follow partner's left shoulder.

Mirror-Switching Joyful Hops Section
This section starts on count 1 of a new measure with Step 17 (XF (crossover) RBI). On count 2, both partners need to switch their placements by executing crossed in front followed by little hops to the opposite side. The lead partner travels from the follow partner's left hip side to the follow partner's right hip side and back, holding the follow partner with the lead partner's left hand on the follow partner's left hip.

At the completion of Step 19, both partners finish on two feet to prepare and start Step 20. Step 20 is divided into two parts: starting with one foot on count 4. On count 1, the lead partner executes a two-footed push to the LBI three-turn while holding the follow partner's hips. At the same time, the follow partner transfers their body weight on their left leg and executes a two-footed push to their LBI three-turn, which finishes in Kilian hold.

The couple starts their Step 21 in Kilian hold, with the follow partner a bit behind the lead partner's right hip while performing their RFI three-turn. The lead partner executes their RFI three-turn under the follow partner's left arm. After the three-turn, the follow partner holds the lead partner in Kilian hold. Both free legs are in a front coupé position.

Step 22a and 22b is a LFO/RBO half-rotation jump for the lead partner on count 1 and 2, while the follow partner stays on Step 22 RBO for two beats. After the lead partner's jump, the couple is in the Foxtrot hold (or variation of Foxtrot and Kilian hold).

Steps 23 to 26 are a smooth and continuous chassé -progressive section in a very elegant Foxtrot hold, traveling to Step 27 which is a four beat cross-roll RFO swing-rocker for both partners and immediately followed by four crossed steps (Steps 28-31). The couple maintains in Foxtrot hold (or variation of Foxtrot and Kilian hold), using typical Foxtrot timing: "slow-quick-quick, slow-quick-quick". This section finishes with a two-beat swing to the side on Step 31.

The next lobe starts with Step 32 (LFO) followed by Step 33 (XB RFI), which is the entry to RFI Ina Bauer. The couple still maintains Foxtrot hold (or variation of Foxtrot and Kilian hold), with the follow partner a little bit in front the lead partner's right hip, so that the follow partner will be able to start their Ina Bauer inside the circle. The movement continues with the "rocker-like-motion". During simultaneous Ina Bauer, a leading right foot executes a rocker, while the second foot stays on the ice until it brings back to the right foot and, at the very end of this movement, executes a crossed in front. Step 35 is a 'toe-pick-hop" on count 1 directly to the side, with the landing on the "and".

Three-Turn-Bracket Section
The corner section starts with Steps 37-39 in Kilian hold with a very rhythmic chassé and progressive three-turn-RBO closed C step (Steps 40-41) sequence (holds change to Foxtrot hold or variation of Foxtrot and Kilian hold).

The section continues with the funny little hop used to change the lobe to the next one into a five beats RFO bracket (Step 44). On the first beat of the entry to the bracket, the couple should change hold to reverse Kilian hold with the follow partner's left hand on the lead partner's right shoulder. Such hold is maintained during the long outside bracket section. On a very short Step 45, the couple changes the hold to Kilian held by the follow partner.

The next corner section starts with Step 46 (XF (crossover)-RBIO-Tw2). A change of edge is a one-beat entry to a double twizzle for the lead partner, while the follow partner executes a brief touch-down with the left foot to perform a two-beat RBO attitude. The double twizzle by the lead partner should be executed in a way that the first rotation is executed under the follow partner's left arm (or they may choose a different hold/contact/touch), followed by the second rotation with the follow partner's right hand around the lead partner's waist. The twizzle section finishes with the progressive steps in an open Kilian hold with the follow partner's right hand on the lead partner's right shoulder, followed by a little hop and a three-turn by the lead partner.

"Walk-Around-Three-Turn" Section
The section starts with Step 51 in Waltz hold, slightly offset to the left. Maintaining consistent posture and frame throughout is very important. The follow partner starts their first turn from a RFO cross-roll (Step 52) while the lead partner executes their wide

two-footed push on count 3 to change lobe and direction. The next series of walk-around-three-turns occurs alternately. The lead partner begins by traveling backward on Step 54 (LBO) and starting on their RFO (Step 54a) for the walk-around threes with the feet of the partners offset. The lead partner executes their last three-turn on Step 54a traveling around the follow partner while the follow partner maintains on a RBI for five beats, after the follow partner's three-turn on Step 54.

The Dance finishes with both partners skating RBI in Kilian Hold.

INVENTORS: Sylwia Nowak-Trębacka, Natalia Kaliszek and Maksym Spodyriev

FIRST PERFORMED: Oberstdorf, Germany, September 2016

TEA-TIME FOXTROT — STEP CHART

Hold	Step No.	Lead Step	Number of Beats of Music			Follow Step
Foxtrot – Kilian	1	RFI3-RBO		1+3		RFI3-RBO
	2	CR-LBO		1		CR-LBO
Foxtrot, or variation of Foxtrot and Kilian hold	3	XF-RBI3-RFO3-RFO3		1+1+1		XF-RBI3-RFO3
	4	LToe Pick Hop LToe Pick Hop		1+1		LToe Pick Hop LToe Pick Hop
Open hold – follow partner's right hand on the lead partner's right shoulder	5	RFI-InBa,,3"		2		RFI-InBa,,3"
Open hold – lead partner's right hand on the follow partner's right shoulder	6	XF (crossover) LBI		1		XF (crossover) LBI
	7	XF (crossover) RBI		1		XF (crossover) RBI
	8	LBO		1		LBO
	9	XF (crossover) RBIO WdSSt		1+3		XF (crossover) RBIO WdSSt
	10	LFI		1		LFI
Foxtrot – follow partner's twizzle under lead partner's left arm (or they may choose a different hold/contact/ touch).	11	RFI		2		RFI Tw2
Foxtrot, or variation of Foxtrot and Kilian hold	12	LFO		1		LFO
	13	RFI Pr		1		RFI Pr
Kilian	14	LFO		1		LFO
Kilian – with lead partner's right hand under follow partner's right shoulder. The crossed slide will continuously come into the "three-turn (skidded)" on one foot in variation of reverse Kilian hold. On Tw1 lead partner rotates under both follow partner's arms (or they may choose a different hold/contact/ touch). After the Twizzle the partners should change hold to variation of Kilian hold.	15	RFI Pr - crossed slide (optional) - RFIO3 (skidded)-RBI Tw1-RBI	2+1+1 +1+1+1		2+1+1 +1+1+3	RFI Pr - crossed slide (optional) - RFIO3 (skidded)-RBI Tw1-RBI
Open Kilian	15a	LBO	1			
	15b	XF (crossover) RBI	1			

Hold	Step No.	Lead Step	Number of Beats of Music			Follow Step
Kilian – with lead partner's right hand on follow partner's left shoulder.	16	LBO		1		LBO
	17	XF (crossover) RBI	1		2	
The lead partner travels from follow partner's left hip side to follow partner's right hip side and back, holding with left hand on follow partner's left hip	17a	LB (Flat)	1			
	18	RB Hop		1		LB Hop
	19	LBO-XF-LB Hop	1/2 + 1/2		1/2 +1/2 + 1	RBO-XF- RB Hop
		a brief touchdown				
Change to Kilian on three-turn	20	LBI3-LFO	2+1		1+1	LBI3-LFO
After the three-turn, the follow partner holds the lead partner in Kilian hold.	21	RFI3		1+1		RFI3
	22				2	RBO
	22a	LFO (jump)	1			
Jump finishes in Foxtrot, or variation of Foxtrot and Kilian hold	22b	RBO	1			
Foxtrot, or variation of Foxtrot and Kilian hold	23	LFO-RFI Ch		1/2 + 1/2		LFO-RFI Ch
	24	LFO		1		LFO
	25	RFI Pr		1		RFI Pr
	26	LFO		1		LFO
	27	Cr-RFO-SwRk		2+2		Cr-RFO-SwRk
	28	XB-LBO		and		XB-LBO
	29	XF-RBI		2		XF-RBI
	30	XF-LBO		1		XF-LBO
	31	XF-RBO Sw		3		XF-RBO Sw
	32	LFO		1		LFO
	33	XB-RFI-InBa-„Rk"		3		XB-RFI-InBa-„Rk"
	34	XF-RBI		2		XF-RBI
	35	LToe Pick Hop LToe Pick Hop		1 + and		LToe Pick Hop LToe Pick Hop
	36	RFI		1		RFI
Kilian	37	LFO		1		LFO
	38	RFI Ch		1		RFI Ch
	39	LFO		1		LFO
Foxtrot or variation of Foxtrot and Kilian hold	40	RFI-Pr3-ClCSt		1+2		RFI-Pr3-ClCSt
	41	LFO		2		LFO
	42	RToe Hop		and		RToe Hop
	43	LFI		1		LFI
Variation of Reverse Kilian with the follow partner's left hand on the lead partner's left shoulder	44	RFO-Br		3+2		RFO-Br
Kilian hold by the follow partner	45	LBO		and		LBO

Hold	Step No.	Lead Step	Number of Beats of Music			Follow Step
First rotation of the lead partner is executed under the follow partner's left arm (or they may choose a different hold/contact/touch), followed by the second rotation with the follow partner's right hand around the lead partner's waist.	46	XF (crossover)-RBIO-Tw2	1+1+2		2+2	XF (crossover) - RBI- a brief touchdown - RBO
The variation of Kilian with the follow partner's right hand on the lead partner's right shoulder	47	LFO		1		LFO
	48	RFI Pr		1		RFI Pr
	49	LToe Pick Hop		1		LToe Pick Hop
	50	RFI		1		RFI
	51	LFO3-LBI	2+2		4	LFO
Closed	52	RBI	and		1+1	CR-RFO3 (Step No 52 Follow partner)
	52a	LBO	2			
Closed to Kilian	53	RFO3-LBI	1+1		2	LBO
Kilian	54	LBO	1		1+5	RFO3-RBI Step No 54 Follow partner)
	54a	RFO3-RBI	2+3			

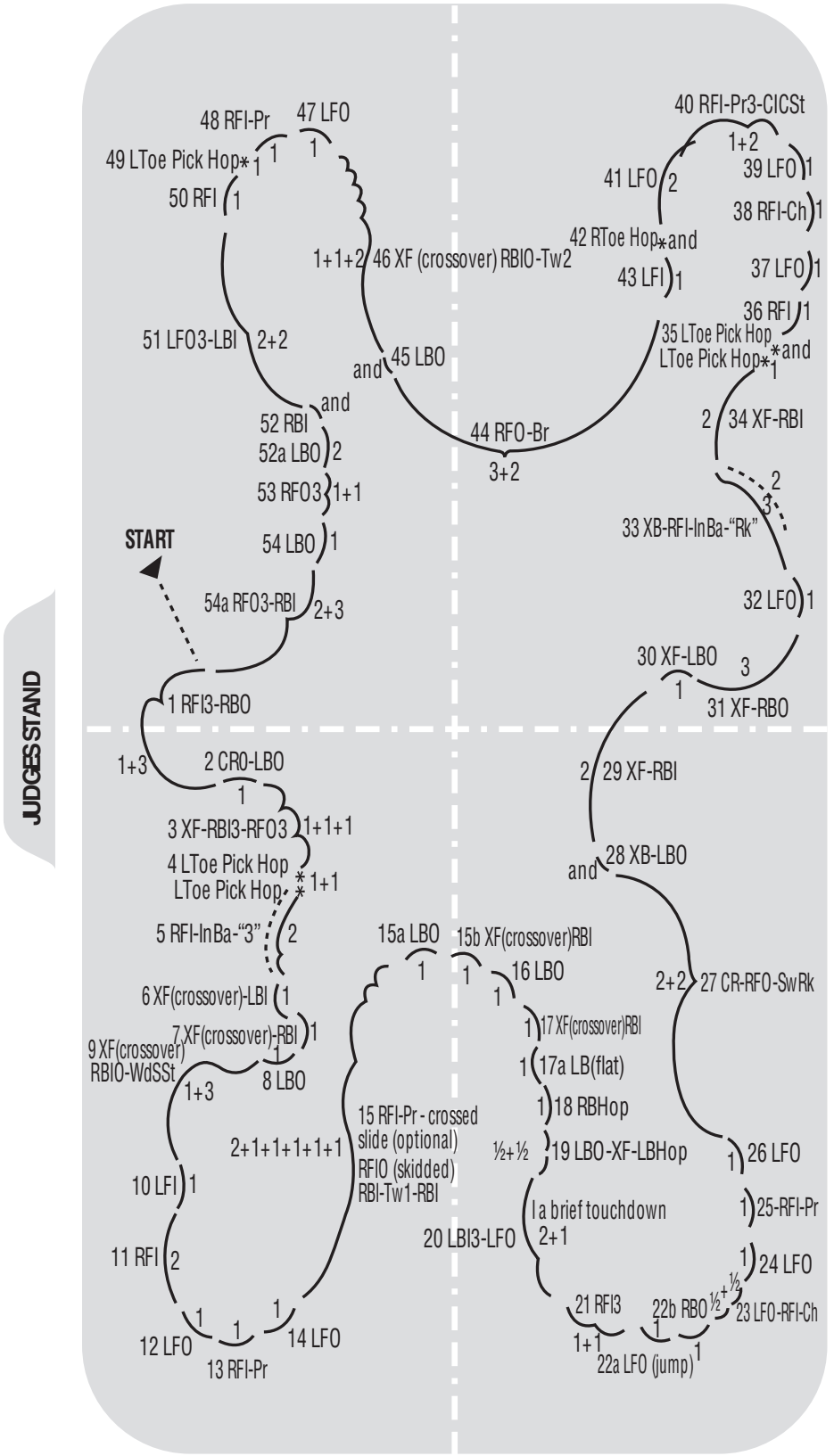
JUDGES STAND
START
1 RFI3-RBO
1+3
2 CR0-LBO
3 XF-RBI3-RFO3 1+1+1
4 LToe Pick Hop
LToe Pick Hop 1+1
5 RFI-InBa-"3"
6 XF(crossover)-LBI
7 XF(crossover)-RBI
8 LBO
9 XF(crossover) RBIO-WdSSt
10 LFI
11 RFI
12 LFO
13 RFI-Pr
14 LFO
15 RFI-Pr - crossed slide (optional) RFIO (skidded) RBI-Tw1-RBI
2+1+1+1+1+1
15a LBO
15b XF(crossover)RBI
16 LBO
17 XF(crossover)RBI
17a LB(flat)
18 RBHop
19 LBO-XF-LBHop
½+½
20 LBI3-LFO
la brief touchdown
2+1
21 RFI3
1+1
22a LFO (jump)
22b RBO
23 LFO-RFI-Ch
24 LFO
25-RFI-Pr
26 LFO
27 CR-RFO-SwRk
2+2
28 XB-LBO
and
29 XF-RBI
30 XF-LBO
31 XF-RBO
32 LFO
33 XB-RFI-InBa-"Rk"
34 XF-RBI
35 LToe Pick Hop
LToe Pick Hop
36 RFI
37 LFO
38 RFI-Ch
39 LFO
40 RFI-Pr3-CICSt
1+2
41 LFO
42 RToe Hop and
43 LFI
1+1+2 46 XF (crossover) RBIO-Tw2
45 LBO
44 RFO-Br
3+2
51 LFO3-LBI 2+2
52 RBI
52a LBO
53 RFO3 1+1
54 LBO
54a RFO3-RBI 2+3
48 RFI-Pr
47 LFO
49 LToe Pick Hop
50 RFI

© ISU

TEA-TIME FOXTROT-FOLLOW — OPTIONAL PATTERN DANCE

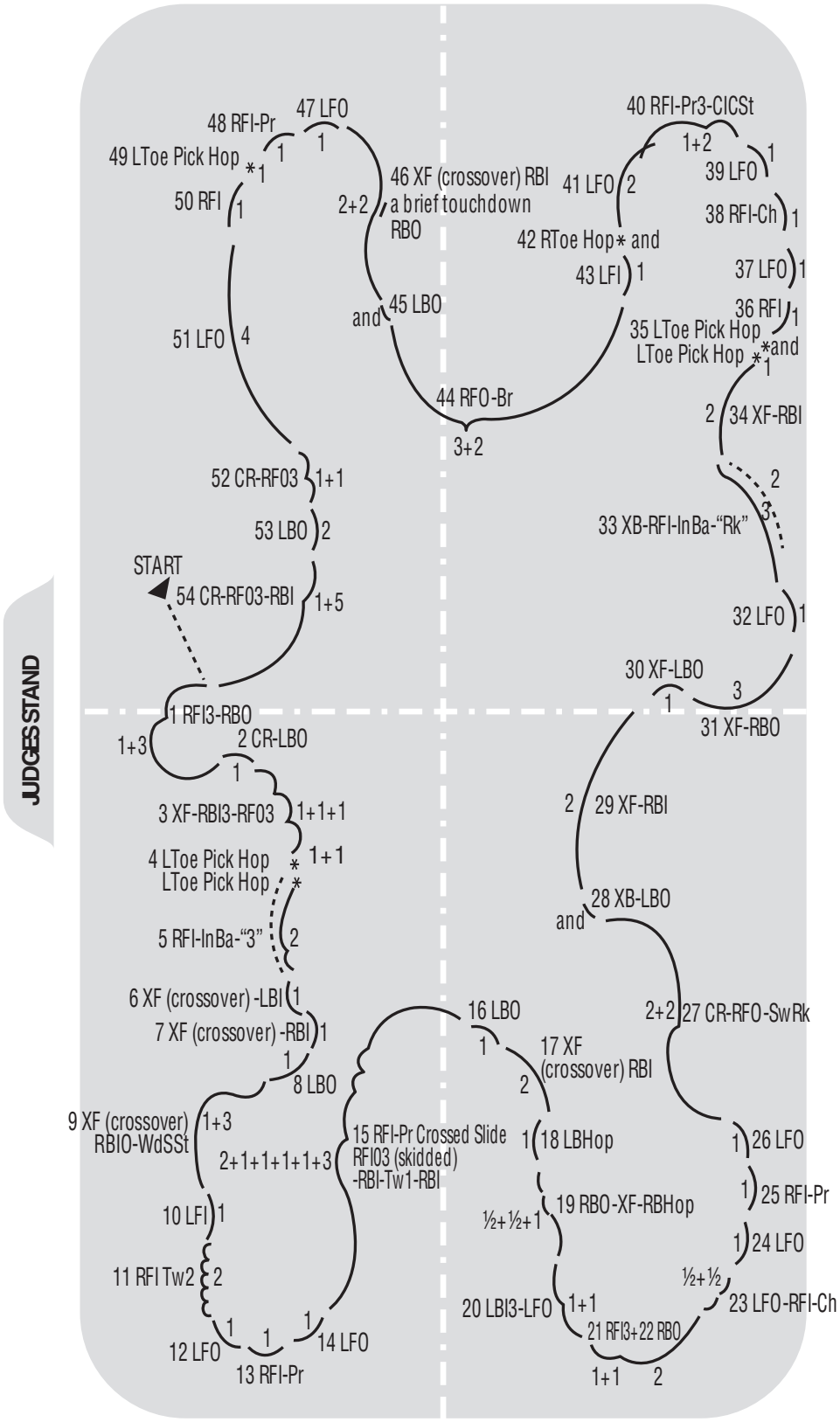

© ISU

YANKEE POLKA

MUSIC RHYTHM:	Polka 2/4
TEMPO:	60 two-beat measures per minute; 120 beats per minute
ISU MUSIC INTRODUCTION:	32 beats, 16.0 seconds
PATTERN-TIMING:	1 = :32; 2 = 1:04; 3 = 1:36; 4 = 2:08
DURATION:	Test 2 = 1:04 Competition 2 = 1:04 Adult Competition 2 = 1:04
SKATER'S CHOICE TIMING:	See Skater's Choice Pattern Dance Timing Chart on usfigureskating.org
PATTERN:	Optional
TEST:	International

Although the polka is a bouncy dance, the basic principle of stroking and effortless flow must be adhered to. The partners must remain close together to minimize the whipping action generated by the short precise steps and rapid turning movements.

Steps 1 and 2 are skated in open hold and constitute a chassé sequence skated almost in a straight line. Step 3 is an open inside three-turn skated by both partners on edges deep enough that they change sides with the lead partner passing in front of the follow partner after the turn. The edges must not be so deep that the partners separate greatly, since Step 4 of the lead partner adds to that separation before bringing the partners together again. A change of hold occurs during Steps 3 and 4 into a "high Kilian" hold in which the follow partner's left arm is extended across in front of the lead partner's chest. The right hands are clasped and held sideways and upward. The lead partner's right arm passes behind the follow partner to grasp the follow partner's right hand extended sideways and upward. At least one pair of hands is held slightly above shoulder level with the elbows slightly bent. This hold is maintained to Step 12. The follow partner may be slightly in front of the lead partner's right hip, rather than in tight side-by-side Kilian hold.

Step 6 is a two-beat swing for both partners and on count two the free legs are bent at the knee and raised past the horizontal. (Couples may touch the ice briefly with their toe-picks while executing the quick swing.) Care should be taken that Steps 7 to 12 are skated on very deep edges. Step 13 is a right backward outside three-turn for the lead partner and a right forward inside open stroke for the follow partner, and on count two the free feet are raised beside the skating legs close to and just below the skating knee. As these steps are executed, the partners assume arm-in-arm hold with the lead partner's right and the follow partner's left arms locked at the elbows. The free hands are held on the hips.

Step 16 is started on count three with a forward outside three-turn followed by a change of edge immediately after the turn on count four. Care should be taken that couples do not skate a rocker instead. The arm-in-arm hold must not be altered during these steps. Step 19 is performed with the same free leg action as on Step 6. Steps 22 and 23 form a cross behind closed toe to toe S step for both partners from a left forward inside edge. At the commencement of Step 23, the right foot is crossed behind. The free legs are extended in front during the concluding edge.

The next section (Steps 24 to 38) is skated in typical polka character, and the "closed" hold is really done in hand-to-hand lead partnerner with the arms of both partners extended to the side and their hands clasped. It starts with the follow partner backward and the lead partner forward and then reverses after Steps 32 and 33. The "closed" dance hold in only broken for Steps 32 when the partners separate. Steps 26 and 27 are slightly wide stepped by both partners. Steps 28 to 31 are very short crossed behind steps that may be used as small power strokes to maintain the flow of the dance.

On Steps 31 and 37, the free legs are carried directly to the outside of the tracing and back.

Steps 32 and 33 (RFI3; LFO-Rk for the follow partner and LFI3; RFO3 for the lead partner) are skated in opposite direction. Care should be taken that partners stay close together, "rolling on each other's backs," skating a nicely rounded lobe with clean footwork and no lunging.

It is preferable that the same hold be regained on beat two of Step 33 as the turns are skated. The very short step sequences before Steps 34, 35 and 36 are similar to those before Steps 28, 29 and 30. The holds for Step 13 and Step 38 are similar, except that the partners assume a semi-open hold upon completion of the lead partner's turn. The lead partner's left hand and follow partner's right hand are not clasped. The hands are joined again as the follow partner skates their three-turn on Step 39, which places the partners in closed hold. The lead partner's free leg on Step 39 and the follow partner's free leg on Step 40 are swung through to match the partner's free leg position after the three-turns. Steps 41 to 44 form a typical ballroom polka sequence. The partners skate clockwise while skating a basically counterclockwise curve. Steps 45 to 48 are wide-stepped chassés skated almost in a straight line, the bodies leaning to the same side as each wide step is skated. Steps 49 to 52 are similar to Steps 41 to 44. The wide-stepped chassés may be skated in either of two ways: (1) wide, closed, closed or (2) wide, closed, wide.

The character of the dance is achieved through the interesting use of one beat edges and very short steps skated on the "and" between counts. The very short steps throughout the dance are executed between the beats and not given a step number on the diagram, and on the chart the time value is indicated as "and."

INVENTORS: James Sladky, Judy Schwomeyer, and Ron Ludington

FIRST PERFORMED: Skating Club of Wilmington, Wilmington, Del., 1969

YANKEE POLKA — STEP CHART

Hold	Step No.	Lead Step	Number of beats of music			Follow Step
Open	1	LFO RFI-Ch		1 "and"		RFI LFO-Ch
	2	LFO RFI-Ch		1 "and"		RFI LFO-Ch
High Kilian	3	LFI3		1+1		RFI3
	4	RFI LFO-Ch	1 "and"		1	LFI
	5	RFI OpCSt LBI		1 "and"		RFI OpCSt LBI
	6	RBO Sw		2		RBO-Sw
	7	LFI OpCSt RBI		1 "and"		LFI OpCSt RBI
	8	LBI		1		LBI
	9	RBI		1		RBI
	10	LBO RBI-Ch		1 "and"		LBO RBI-Ch
	11	LFI OpCSt RBI		1 "and"		LFI OpCSt RBI
	12	LBI		1		LBI
Arm-in-arm	13	RBO3 (see text)	1+1		2	RFI (see text)
	14	LFO RFI-Ch		1 "and"		LFO RFI-Ch
	15	LFO		1		LFO
	16	CR-RFO3 /RBIO		1+ ½+½		CR-RFO3 /RBIO
	17	XF-LBI XB-RBO		1 "and"		XF-LBI XB-RBO
	18	XF-LBI		1		XF-LBI
	19	RBO-Sw		2		RBO-Sw
	20	XB-LBO		1		XB-LBO
	21	XF-RBI		1		XF-RBI
	22	LFI XB-ClSSt		2		LFI XB-ClSSt
	23	RBO		2		RBO

Hold	Step No.	Lead Step	Number of beats of music			Follow Step
"Closed" (Hand to hand)	24	XF-LBI	1		1 "and"	XF-LBI RBO-Ch
	25	RFI		1		LBI
	26	Wd-LFI		1		Wd-RBI
	27	Wd-RFI		1		Wd-LBI
	28	LFO XF-RFI		"and" 1		RBO XF-LBI
"Closed" (Hand to hand)	29	XB-LFO XF-RFI		"and" 1		XB-RBO XF-LBI
	30	XB-LFO XF-RFI		"and"1		XB-RBO XF-LBI
	31	LFO		1		RBO
Separate	32	RFI LFI3		"and" 1+1		LBI RFI3
"Closed" (Hand to hand)	33	RFO3 free leg extended in front		1+1		LFO-Rk free leg extended in front
	34	LBO XF-RBI		"and" 1		RFO XF-LFI
	35	XB-LBO XF-RBI		"and" 1		XB-RFI XF-LFI
	36	XB-LBO XF-RBI		"and" 1		XB-RFO XF-LFI
	37	LBO		1		RFO
Semi-Open	38	RBO3	1+1		"and" 2	LFI RFI
Closed	39	LFO-Sw	2		"and" 1+1	LFI RFI3
	40	RFI3	1+1		2	LFO-Sw
	41	LFI OpCSt RBI		1 "and"		RFO LFO-Ch
	42	LBI		1		RFI
	43	RFI LFO-Ch		1 "and"		LFI OpCSt RBI
	44	RFI		1		LBI
	45	Wd-LFI RFO-Ch		1 "and"		Wd-RBI LBO-Ch
	46	Wd-LFI		1		Wd-RBI
	47	Wd-RFI LFO-Ch		1 "and"		Wd-LBI RBO-Ch
	48	Wd-RFI		1		Wd-LBI
	49	LFI OpCSt RBI		1 "and"		RFO LFO-Ch
	50	LBI		1		RFI
	51	RFI LFO-Ch		1 "and"		LFI OpCSt RBI
	52	RFI		1		LBI

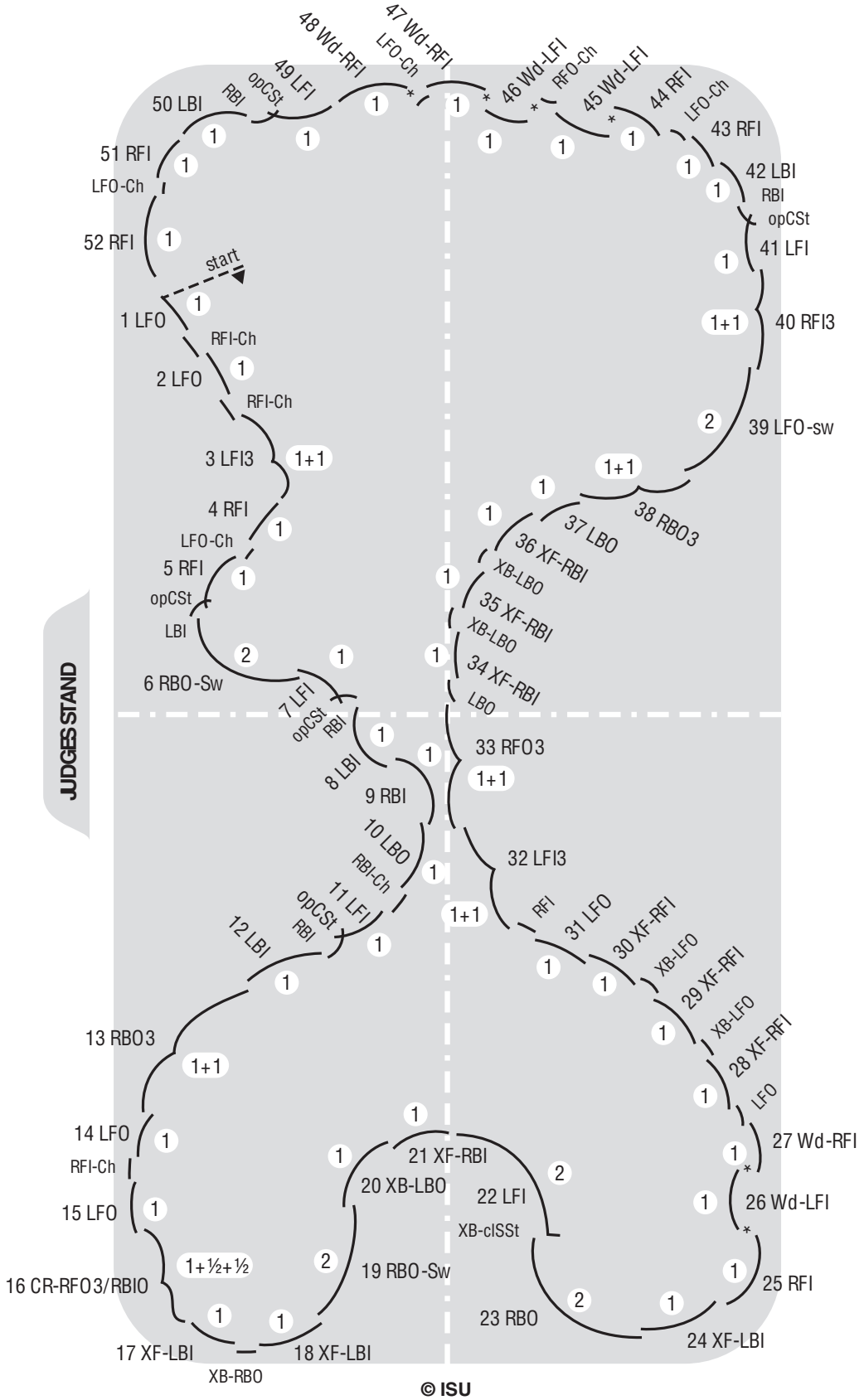
JUDGES STAND
start
1 LFO
RFI-Ch
2 LFO
RFI-Ch
3 LFI3
1+1
4 RFI
LFO-Ch
5 RFI
opCSt
LBI
6 RBO-Sw
7 LFI
opCSt
RBI
8 LBI
9 RBI
10 LBO
RBI-Ch
11 LFI
opCSt
RBI
12 LBI
13 RBO3
1+1
14 LFO
RFI-Ch
15 LFO
16 CR-RFO3/RBIO
1+½+½
17 XF-LBI
XB-RBO
18 XF-LBI
19 RBO-Sw
20 XB-LBO
21 XF-RBI
22 LFI
XB-clSSt
23 RBO
24 XF-LBI
25 RFI
26 Wd-LFI
27 Wd-RFI
LFO
28 XF-RFI
XB-LFO
29 XF-RFI
XB-LFO
30 XF-RFI
XB-LFO
31 LFO
RFI
32 LFI3
1+1
33 RFO3
1+1
34 XF-RBI
LBO
35 XF-RBI
XB-LBO
36 XF-RBI
XB-LBO
37 LBO
38 RBO3
1+1
39 LFO-sw
2
40 RFI3
1+1
41 LFI
42 LBI
RBI
opCSt
43 RFI
44 RFI
LFO-Ch
45 Wd-LFI
RFO-Ch
46 Wd-LFI
47 Wd-RFI
LFO-Ch
48 Wd-RFI
49 LFI
RBI
opCSt
50 LBI
51 RFI
LFO-Ch
52 RFI

© ISU

YANKEE POLKA-FOLLOW — OPTIONAL PATTERN DANCE

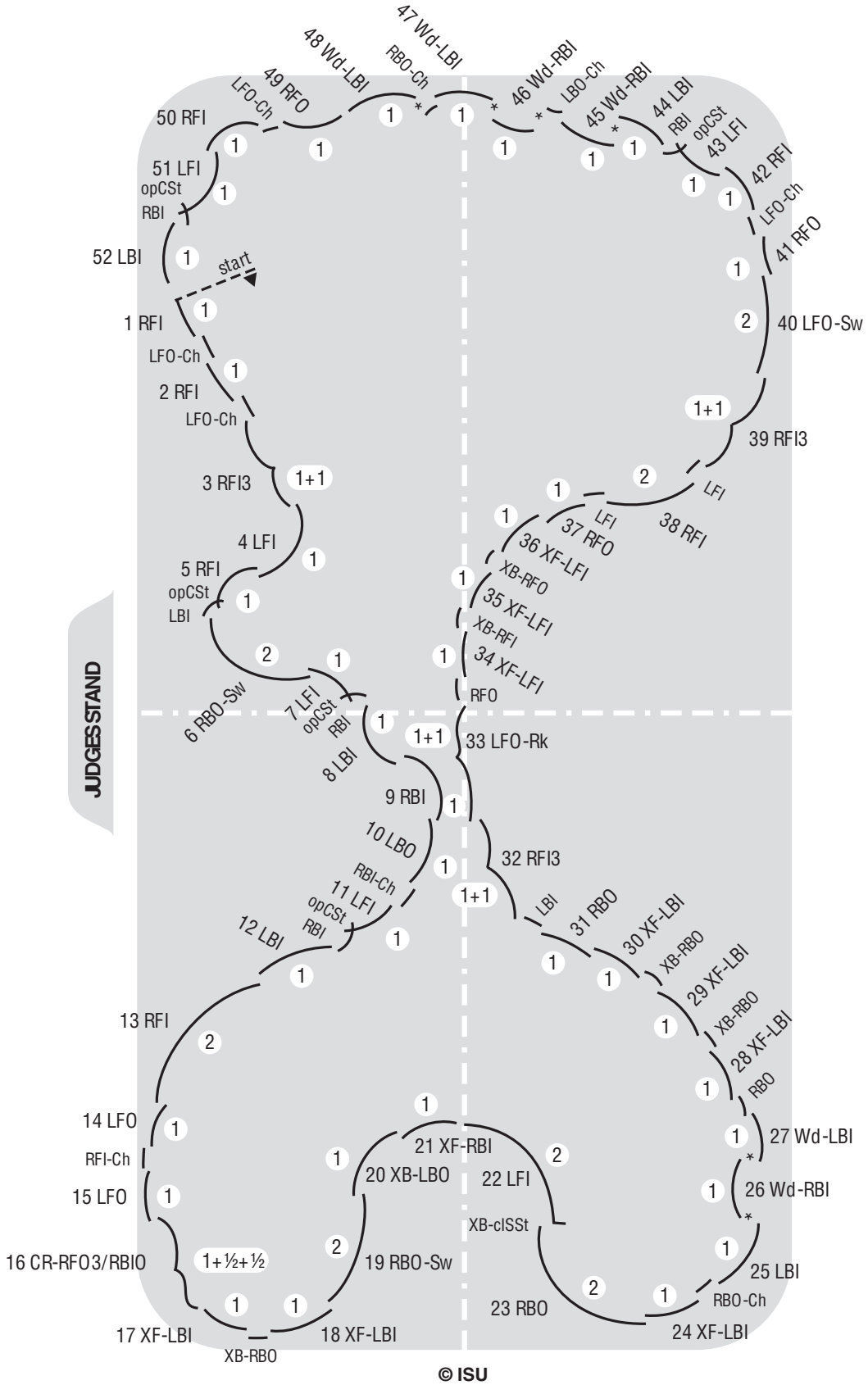

© ISU