



2020-21 GAME NOTES

William Meyer

Associate Athletic Communications Director
wmeyer2@uscupstate.edu/ 864.503.5129 (Office) or 864.504.1485 (Cell)

Game #5-6

Tipoff: December 12, 2020 | 4:00 p.m. ET
G.B. Hodge Center | Spartanburg, S.C.

Referee: Lee Kluttz
Umpire 1: JW Lucas
Umpire 2: Nick Heater

BROADCAST INFORMATION

TV: ESPN+, WYCW

Talent: Pete Yanity (PXP), Richmond Weaver (Color)

Internet: Live Stats

(upstatespartans.com/sidearmstats/mbb/summary)

SOCIAL MEDIA CHANNELS

Facebook: USC Upstate Athletics

Twitter: @UpstateMBB | #SpartanArmy->#JoinUp

Instagram: upstatespartans

2020-21 Schedule

| NOVEMBER | | Time/Result |
|----------|--------------------|-------------|
| 11/25 | Southern Wesleyan& | L, 72-82 |
| 11/28 | @Furman& | L, 63-91 |

| DECEMBER | | |
|----------|------------------|-----------|
| 12/2 | Eastern Kentucky | L, 78-95 |
| 12/5 | N.C. Central | L, 69-72 |
| 12/12 | Winthrop* | 4:00 p.m. |
| 12/13 | Winthrop* | 2:00 p.m. |
| 12/15 | @UNC Greensboro | 7:00 p.m. |
| 12/22 | @Tennessee | TBA |
| 12/30 | @High Point | TBA |
| 12/31 | @High Point | TBA |

| JANUARY | | |
|---------|------------------------|-----------|
| 1/4 | Longwood* | TBA |
| 1/5 | Longwood* | TBA |
| 1/9 | @Presbyterian College* | 4:00 p.m. |
| 1/10 | @Presbyterian College* | 2:00 p.m. |
| 1/14 | Hampton* | TBA |
| 1/15 | Hampton* | TBA |
| 1/19 | @Charleston Southern* | TBA |
| 1/20 | @Charleston Southern* | TBA |
| 1/24 | Gardner-Webb* | TBA |
| 1/25 | Gardner-Webb* | 5:30 p.m. |
| 1/29 | @Radford* | TBA |
| 1/30 | @Radford* | TBA |

| FEBRUARY | | |
|----------|----------------|-----------|
| 2/4 | UNC Asheville* | TBA |
| 2/5 | UNC Asheville* | 5:30 p.m. |
| 2/18 | @Campbell* | TBA |
| 2/19 | @Campbell* | TBA |

| MARCH | | |
|---------|----------------------|-----|
| 3/2-3/7 | Big South Tournament | TBA |

All Times are EST and Subject to Change
Home Games are in **Bold**
& - Furman Multi Team Event
* - Big South Conference Game
% - Big South Tournament

The Matchup



Series Breakdown

Overall - 12-8

Dickerson vs Winthrop - 0-4

Current Streak - +8, Winthrop

Last Meeting - Winthrop, 106-70

USC UPSTATE (0-4, 0-0 BSC)

Head Coach: Dave Dickerson

Record at UPST: 19-50 (3rd)

Overall: 87-134 (8th)



Winthrop (2-0)

Head Coach: Pat Kelsey

Record at Winthrop: 165-93

Overall: Same

Opening Tip

USC Upstate is looking to avoid a fifth consecutive loss, the Spartans have not started 0-5 in a season since the 2015-16 basketball campaign. Winthrop is 2-0 this season with wins over UNC Greensboro and Little Rock. This will be the Eagles first true road game of the season, as the Spartans look to snap an 8 game losing skid to Winthrop dating back to the 2009-2010 basketball season.

Last Game Starting 5



1

Dalvin White

Jr., G, 5'10, 170

White scored 11 points and went 4-9 from the field and 3-5 from beyond the arch in 32 minutes of action. White finished second on the team in assists with 5 on the night and he recorded a pair of steals in the loss.



5

Bryson Mozone

Jr., G/F, 6'6, 200

Mozone finished 13 point, 4 rebound effort against the Eagles of Georgia Southern. The junior recorded a pair of steals in the loss, while recording 20 minutes of playing time.



12

Everette Hammond

Jr., G, 6'3, 185

Hammond finished with 11 points in 20 minutes of action against Georgia Southern. Hammond shot 50% from the free throw line in the loss.



34

Josh Aldrich

Jr., F, 6'7, 205

Aldrich recorded 3 personal fouls in four minutes of game time against Georgia Southern on Saturday evening.



35

Nevin Zink

Jr., C, 6'9, 230

The junior center had a 7 point, 7 rebound effort against Georgia Southern on Saturday evening. Zink finished 3-5 from the field and in 16 minutes of action.

TV/Radio Headshots



0-Brandon Martin
Jr | Forward
Miami, Fla.



1-Dalvin White
Jr | Guard
Norcross, Ga.



2-Cartier Jernigan
So | Guard
Charlotte, N.C.



3-Mysta Goodloe
So | Guard
Winston-Salem, N.C.



4-Khydarius Smith
So | Forward
Fort Mill, S.C.



5-Bryson Mozone
Jr | Guard
North Augusta, S.C.



10-Tommy Bruner
So | Guard
Columbia, S.C.



12-Everette Hammond
Jr | Guard
Silver Springs, MD.



13-Quentin Hodge
Fr | Guard
Sumter, S.C.



21-Khavon Moore
R-So | Forward
Macon, Ga.



22-Thomas Sheida
R-Fr | Guard
Bundaberg, Au.




23-Dave Dickerson III
R-Fr | Forward
Inman, S.C.



25-Jatayveous Watson
So | Forward
Newnan, Ga.



34-Josh Aldrich
Jr | Forward
Wilmington, N.C.



35-Nevin Zink
Jr | Center
Newtown, Conn.




Head Coach
Dave Dickerson




Assistant Coach
Dr. Ron Bradley



Assistant Coach
Stacey Palmore



Assistant Coach
Andrew Garcia



Director of Operations
Chris Logsdon

2020-21 USC Upstate Numerical Roster

| # | NAME | POS. | HT. | WT. | YR. | HOMETOWN / PREVIOUS SCHOOL |
|----|--------------------|------|------|-----|-------|--|
| 0 | Brandon Martin | F | 6-5 | 220 | Jr. | Miami, Fla. /Cardinal Newman School |
| 1 | Dalvin White | G | 5-10 | 170 | Jr. | Norcross, Ga. /Norcross HS |
| 2 | Cartier Jernigan | G | 6-1 | 180 | So. | Charlotte, N.C. /West Charlotte HS |
| 3 | Mysta Goodloe | G | 6-4 | 195 | So. | Winston-Salem, N.C. /R.J. Reynolds HS |
| 4 | Khydarius Smith | F | 6-8 | 210 | So. | Fort Mill, S.C. /Nation Ford HS |
| 5 | Bryson Mozone | G/F | 6-6 | 200 | Jr. | North Augusta, S.C. /North Augusta HS |
| 10 | Tommy Bruner | G | 6-1 | 175 | So. | Columbia, S.C. /Gray Collegiate Academy |
| 12 | Everette Hammond | G | 6-3 | 185 | Jr. | Silver Spring, Md. /St. Thomas More School |
| 13 | Quentin Hodge | G | 6-5 | 180 | Fr. | Sumter, S.C. /Lakewood HS |
| 21 | Khavon Moore | F | 6-8 | 220 | R-So. | Macon, Ga. /Clemson |
| 22 | Thomas Sheida | G | 6-1 | 185 | R-Fr. | Bundaberg, Australia /Cardinal Newman School |
| 23 | Dave Dickerson III | F | 6-4 | 205 | R-Fr. | Inman, S.C. /Dorman HS |
| 25 | Jatayveous Watson | F | 6-8 | 220 | So. | Newnan, Ga. /Newnan HS |
| 34 | Josh Aldrich | F | 6-7 | 205 | Jr. | Wilmington, N.C. /New Hanover HS |
| 35 | Nevin Zink | C | 6-9 | 230 | Jr. | Newtown, Conn. /St. Andrews School |

Coaching Staff

Head Coach - Dave Dickerson (Maryland, 1990)

Assistant Coach - Dr. Ron Bradley (Eastern Nazarene, 1974)

Assistant Coach - Stacey Palmore (Livingstone College, 1993)

Assistant Coach - Andrew Garcia (Tulane, 2006)

Director of Operations - Chris Logsdon (College of Wooster, 2006)

Athletic Trainer - Sandy Sandago

Strength Coach - Zac Harris

The Starting Five

1. USC Upstate is looking to avoid their first 0-5 start to a season since the 2015-16 men's basketball season. The Spartans are coming off a 72-69 loss to Georgia Southern on Saturday evening. The loss dropped the Spartans to 0-2 all-time against the Eagles of Georgia Southern.

2. Four Spartans reached the double-digit point threshold against Georgia Southern on Saturday evening. Bryson Mozone (North Augusta, S.C.) led the Spartan offense for the second time this season with 13-points, Dalvin White (Norcross, Ga.) and Everette Hammond (Silver Springs, Md.) each contributed 11-points in the loss. Sophomore forward Khydarius Smith (Fort Mill, S.C.) recorded 10-points off the bench.

3. Sophomores Khydarius Smith and Mysta Goodloe (Winston-Salem, N.C.) have both been playing well over the last two games. Smith scored a career high 10-points and recorded a career best four blocks against Georgia Southern. Goodloe, meanwhile, tied his career high in points (8) and went a career best 2-for-3 beyond the arch against Georgia Southern.

4. Tommy Bruner is just 2-points away from 500 career points, the sophomore is currently averaging 14 points per game for his career. Everette Hammond is now 249-points away from joining the 1,000 point club.

5. In two games this season Winthrop has gone 2-0 with wins over UNC Greensboro and Little Rock. Both games took place in Louisville, KY at the KFC Yum! Center. This will be the Eagles first true road game of the season.

2020-21 USC UPSTATE QUICK FACTS

GENERAL INFORMATION

| | |
|---------------------------------------|--------------------------------|
| School..... | USC Upstate |
| Location | Spartanburg, S.C. |
| Founded..... | 1967 |
| Enrollment..... | 6,200 |
| Nickname | Spartans |
| School Colors..... | Green (PMS 348), White & Black |
| Home Court/Capacity | G.B. Hodge Center |
| Capacity | 833 |
| Affiliation..... | NCAA Division I |
| Conference | Big South |
| Interim Chancellor..... | J. Derham Cole Jr. |
| Athletic Director..... | Daniel Feig |
| Faculty Athletics Representative..... | Dr. Jim Griffis |
| Senior Woman Administrator | Sarah Gildersleeve |
| Athletic Department Phone..... | (864) 503-5141 |

HISTORY

| | |
|---------------------------------------|------------------------------|
| First Year of Men's Basketball..... | 1967-68 |
| Overall All-Time Record..... | 804-725 |
| NCAA Tournament Appearances | 8 (Division II) |
| Last NCAA Tournament Appearance | 2006 (Division II) |
| Last NCAA Opponent | Columbus State (Division II) |
| Result..... | L, 90-88 (OT) |

2020-21 INFORMATION

| | |
|---------------------------------------|------|
| 2020-21 Overall Record..... | 0-3 |
| 2020-21 Big South Record/Finish | 0-0 |
| Starters Returning/Lost | 5/5 |
| Letterwinners Returning/Lost | 13/3 |
| Newcomers..... | 1 |

COACHING STAFF

| | |
|----------------------------------|---------------------------|
| Head Coach..... | Dave Dickerson |
| Alma Mater | Maryland, 1990 |
| Record at USC Upstate/Years..... | 19-49/3rd Season |
| Overall Record/Years | 87-133/8th season |
| Assistant Coach | Dr. Ron Bradley |
| Alma Mater | Eastern Nazarene, 1974 |
| Years at USC Upstate..... | 3rd Season |
| Assistant Coach | Stacey Palmore |
| Alma Mater | Livingstone College, 1993 |
| Years at USC Upstate..... | 3rd Season |
| Assistant Coach | Andrew Garcia |
| Alma Mater | Tulane, 2006 |
| Years at USC Upstate..... | 3rd Season |
| Director of Operations..... | Chris Logsdon |
| Alma Mater | College of Wooster, 2016 |
| Years at USC Upstate..... | 3rd Season |
| Athletic Trainer..... | Michael "Sandy" Sandago |

ATHLETIC COMMUNICATIONS

| | |
|---|---|
| Associate Athletic Communications Director..... | William Meyer |
| Office Number | (864) 503-5129 |
| Cell Phone | (864) 504-1485 |
| Fax | (864) 503-5127 |
| Press Row Phone | (864) 503-5058 |
| SID Mailing Address..... | 800 University Way Spartanburg, S.C. 29303 |
| Athletics Website | www.upstatespartans.com |
| Twitter | @UpstateMB |

2020-21 ROSTER BREAKDOWN

Starters Returning (5)

| Name | Pos. | Ht. | Wt. | Yr. | Pts. | Reb. | Ast. |
|------------------|------|------|-----|-----|------|------|------|
| Josh Aldrich | F | 6-7 | 205 | Jr. | 3.1 | 2.8 | 0.4 |
| Tommy Bruner | G | 6-1 | 175 | So. | 14.0 | 2.1 | 2.3 |
| Everette Hammond | G | 6-3 | 185 | Jr. | 14.5 | 4.5 | 2.4 |
| Dalvin White | G | 5-10 | 170 | Jr. | 6.5 | 1.7 | 3.7 |
| Nevin Zink | C | 6-9 | 230 | Jr. | 7.2 | 4.7 | 0.5 |

Starters Lost (0)

| Name | Pos. | Ht. | Wt. | Yr. | Pts. | Reb. | Ast. |
|------|------|-----|-----|-----|------|------|------|
|------|------|-----|-----|-----|------|------|------|

Other Returning Players (6)

| Name | Pos. | Ht. | Wt. | Yr. | Pts. | Reb. | Ast. |
|-------------------|------|-----|-----|-----|------|------|------|
| Mysta Goodloe | G | 6-4 | 195 | So. | 1.7 | 2.0 | 0.5 |
| Cartier Jernigan | G | 6-1 | 180 | So. | 4.3 | 2.8 | 2.3 |
| Brandon Martin | F | 6-5 | 220 | Jr. | 5.5 | 2.5 | 0.3 |
| Bryson Mozone | G/F | 6-6 | 200 | Jr. | 8.8 | 4.2 | 0.6 |
| Khydari Smith | F | 6-8 | 210 | So. | 2.0 | 1.9 | 0.1 |
| Jatayveous Watson | F | 6-8 | 220 | So. | 2.5 | 1.7 | 0.5 |

Other Players Lost (3)

| Name | Pos. | Ht. | Wt. | Yr. | Pts. | Reb. | Ast. |
|----------------|------|-----|-----|-------|------|------|------|
| Thomas Booker | G | 6-2 | 180 | R-Jr. | 3.9 | 2.3 | 0.3 |
| Mykayle Carter | G | 6-5 | 190 | Fr. | 1.5 | 0.4 | 0.0 |
| Andrew Tate | F | 6-6 | 200 | Jr. | 0.4 | 0.4 | 0.4 |

Newcomers (4)

| Name | Pos. | Ht. | Wt. | Yr. | Hometown |
|--------------------|------|-----|-----|-------|----------------------|
| Dave Dickerson III | G/F | 6-4 | 205 | R-Fr. | Inman, S.C. |
| Quentin Hodge | G | 6-5 | 177 | Fr. | Sumter, S.C. |
| Khavon Moore | G/F | 6-8 | 220 | R-So. | Macon, Ga. |
| Thomas Sheida | G | 6-1 | 185 | R-Fr. | Bundaberg, Australia |

Opponent Breakdown

All-Time Series vs Winthrop

| Date | Site | W/L | UPST/Opp |
|----------|------|-----|----------|
| 1/18/79 | A | L | 66-69 |
| 2/15/79 | H | L | 87-90 |
| 11/29/79 | A | W | 100-90 |
| 1/17/80 | H | L | 76-84 |
| 12/8/80 | A | L | 77-88 |
| 1/15/81 | H | W | 60-57 |
| 12/8/81 | A | W | 74-59 |
| 1/6/82 | H | W | 60-50 |
| 1/5/83 | H | W | 78-62 |
| 2/21/83 | A | W | 57-48 |
| 1/25/84 | H | W | 63-57 |
| 2/20/84 | A | W | 72-63 |
| 11/21/09 | A | L | 46-49 |
| 12/16/09 | H | L | 53-62 |
| 11/13/13 | A | L | 74-82 |
| 11/24/15 | H | L | 78-79 |
| 1/19/19 | H | L | 72-82 |
| 1/23/20 | A | L | 53-79 |
| 2/27/20 | H | L | 82-90 |
| 3/5/20 | N | L | 70-106 |

Overall: 8-12

At Spartanburg: 4-6

At Rock Hill: 4-5

At Neutral: 0-1

Dickerson vs Winthrop: 0-4

Kelsey vs Upstate: 6-0

Most UPST Points: 100, (11/29/1979)

Most Winthrop Points: 106, (3/5/2020)

Fewest UPST Points: 46, (11/21/2009)

Fewest Winthrop Points: 49, (11/21/2009)

Largest UPST Margin: 16, (1/15/83)

Largest Winthrop Margin: 36, (3/5/2020)

Last UPST Win: 72-63 (2/20/1984)

Last Winthrop Win: 106-70, (3/5/2020)

Current Streak: +8, Winthrop

Longest UPST Win Streak: +7, (1/15/81-2/20/84)

Longest UPST Home Win Streak: 4, (1/15/81-1/25/84)

Longest Upstate Away Win Streak: 4, (11/29/79-2/20/84)

Longest Winthrop Win Streak: +8 (11/21/09-Current)

Longest Winthrop Home Win Streak: 3, (2009-Current)

Longest Winthrop Away Win Streak: 4, (2009-Current)

About Winthrop

Winthrop University is a public university located in Rock Hill, S.C. and was founded in 1886.

The Eagles are 2-0 this season in neutral site competitions against UNC Greensboro and the University of Arkansas at Little Rock. Chandler Vaudrin and D.J. Burns Jr. currently lead the team with 12.5 points each, while Adonis Arms and Charles Falden are both contributing double-figures in the scoring column as well. Vaudrin, leads the team with 15 assists on the season, while Arms leads the team with 10 defensive rebounds off the bench.

Winthrop is the defending Big South Tournament Champion and was picked to finish first in the 2020-21 Big South Preseason Poll. Chandler Vaudrin and D.J. Burns Jr. were both selected as Preseason First Team All-Big South honorees.

Against Winthrop

This is the 21st All-Time meeting between USC Upstate and Winthrop. The series dates back to January 18, 1979, when Winthrop won the first meeting in Rock Hill 69-66 over the Spartans. Winthrop holds the overall series lead 12-8 and the Eagles are 6-4 against the Spartans in Spartanburg, S.C.

Since the 2009-2010 basketball season, Winthrop has won eight straight in the series, including a trio of wins a season ago against the Spartans. The last time these two squads met, Winthrop walked away with a 106-70 victory over the Spartans in the Quarterfinals of the Big South Tournament in Radford, Va.

Although the Spartans last win in the series came on February 20, 1984, USC Upstate played the Eagles close in an 90-82 loss inside the G.B. Hodge Center a season ago. That night the Spartans made a school record 16 three-point field goals against Winthrop. A win this weekend would give the Spartans their first home win against Winthrop since January 25, 1984.

Tale of The Tape

| Category | USC Upstate | Winthrop |
|------------------|-------------|----------|
| Scoring Average | 70.5 | 77.5 |
| Scoring Defense | 85.0 | 71.0 |
| Scoring Margin | -14.5 | +6.5 |
| FG % | .416 | .462 |
| FG % Def. | .502 | .416 |
| Reb. Avg | 31.8 | 34.0 |
| Opp Reb. Avg. | 41.0 | 41.0 |
| Assists | 14.3 | 13.5 |
| Turnover Average | 16.0 | 13.0 |
| Turnovers Forced | 18.0 | 18.5 |
| Turnover Margin | 2.0 | 5.5 |
| Steals | 7.8 | 8.0 |
| Blocks | 3.3 | 2.0 |

Spartan Notes

Spartan Trio lead Upstate in points against Eastern Kentucky

A trio of Spartans recorded double-figure outings against Eastern Kentucky on Wednesday evening. Sophomore guard Tommy Bruner scored 19-points off the bench, with 10 of his 19 points coming from the free throw line. Everette Hammond contributed 13-points and tied for the team lead with 7 rebounds. Bryson Mozone added a 10-point and 6 rebound effort in the loss, while Mysta Goodloe scored a career high 8-points.

Free Throws Galore

USC Upstate has made it a point to get to the line against Eastern Kentucky over their past two meetings, the Spartans have made 57 free throws against the Colonels dating back to last season.

Career Outings by Jernigan and Smith

Sophomores Cartier Jernigan (Charlotte, N.C.) and Khydarius Smith (Fort Mill, S.C.) both set career bests against the Paladins on Saturday afternoon. Jernigan scored a career high 12-points off the bench and connected on a career best 4-3pt attempts. Smith meanwhile stayed perfect from the field on Saturday as he tied his career high with 8-points in the contest. Junior center Nevin Zink (Newtown, Conn.) was a rebound shy of a double-double, finishing with 12-points and 9 rebounds.

Stunner at Home

For the first time in the Division-I era the Spartans lost to a Division II team when they fell to Southern Wesleyan in the home opener. The Warriors win against the Spartans marked their first victory inside the G.B. Hodge Center since the 1997 season.

Home Openers

USC Upstate is 4-1 in home openers dating back to the 2015-16 season and the Spartans will look to make it five in a row on Wednesday afternoon. The last time the Spartans opened at home against a Division II opponent was during the 2016-17 campaign, when they beat Mars Hill 91-66 on opening night.

Palmore Named Acting Game Day Coach

Due to COVID-19 concerns USC Upstate head coach Dave Dickerson will not attend games or practice in person this season. Upstate assistant coach Stacey Palmore will be acting head coach at both practice and games this season.

USC Upstate Slated 5th in BSC Preseason Poll

The Big South coaches selected USC Upstate to finish in 5th place in this year's preseason poll. This is the highest preseason ranking for the Spartans since the 2017 ASUN poll, when USC Upstate was slated to finish 4th.

Bruner and Hammond Named All-Conference

For the first time since 2013, USC Upstate has two players named to the Preseason All-Conference team. Everette Hammond and Tommy Bruner were the top two scorers for the Spartans from a season ago. In 2013, Torrey Craig, Ricardo Glenn and Ty Greene were all named to the ASUN Preseason Conference Team.

Freshmen All-America

Tommy Bruner became the first Spartan since Ty Greene (2012) to be named to the College Insider Kyle Macy Freshmen All-American Team. Bruner joined Winthrop forward D.J. Burns as the only players in either the Big South Conference or the state of South Carolina to earn the recognition. Bruner earned a spot on the All-Big South Freshman team after he finished with a Division I school era freshman record of 461 points. The publication also named Bruner National Player of the Week (2/2/2020).

Avoiding the Sophomore Slump

Everette Hammond had a breakout season for the Spartans. Hammond led the team in scoring (478 pts), defensive rebounds (123), steals (39) and he led the Big South in free throw percentage (.831).

Joining the Club

USC Upstate sophomore guard Everette Hammond is nearing the 1,000 point mark in his career. The Maryland native currently has 710 career points and is on pace to become the 24th member of the 1,000 point club. Malik Moore was the last Spartan to join the 1,000 point club during the 2018-19 season.

Stepping UP into Supporting Roles

Nevin Zink, Bryson Mozone and Dalvin White all played pivotal roles for the Spartans a season ago. Zink has started 60 consecutive games and led the team with a trio of double-doubles a season ago. Zink also led the team in total rebounds (154) and blocked shots (22). Mozone led the team in 3pt-field goals made (62) and finished third in the Big South with 8.8 points off the bench. White protected the ball last season and finished second in the league in assists to turnover ratio (2.9). Brandon Martin, Cartier Jernigan, Mysta Goodloe, Khydarius Smith, Jatayveous Watson and Josh Aldrich all provide depth and experience to a growing team.

Young Guns

USC Upstate is one of the youngest teams in the nation with over 95% of their statistics coming from underclassmen. This season the Spartans join Auburn, Belmont, Colorado State, Florida, Memphis, Rice, St. Bonaventure and Tulane as programs without a senior on the roster.

Fresh Faces

Clemson Transfer Khavon Moore makes his way down I-85 as he looks to make a splash for the Spartans this season. Quentin Hodge will be the only true freshman on the Spartans roster this season as Thomas Sheida

2020-21 BSC POW

| | | |
|--------|---------------------|---------------|
| Week 1 | John-Michael Wright | G. High Point |
| Week 2 | Chandler Vaudrin | G. Winthrop |

2020-21 BSC Preseason Poll

| Rank | School | Points |
|-----------|--------------------|------------|
| 1. | Winthrop (21) | 261 |
| 2. | UNC Asheville | 214 |
| 3. | Charleston So. | 192 |
| 4. | Gardner-Webb(1) | 188 |
| 5. | USC Upstate | 149 |
| 6. | Radford | 127 |
| 7. | High Point | 117 |
| 8. | Longwood | 111 |
| 9. | Hampton | 92 |
| 10. | Campbell | 78 |
| 11. | Presbyterian | 55 |

Preseason Player of the Year

Phlandrous Fleming Jr. (Charleston. So.)

2020-21 BSC FR. POW

| | | |
|--------|---------------------|------------------------|
| Week 1 | Ja"Quavian Florence | G. Charleston Southern |
| Week 2 | Rayshon Harrison | G. Presbyterian |

BSC Preseason All-Conference

First Team

Phlandrous Fleming Jr., Charleston Southern
 DJ Burns Jr., Winthrop
 DeVon Baker, UNC Asheville
 Chandler Vaudrin, Winthrop
 Jaheam Cornwall, Gardner-Webb

Second Team

Tommy Bruner, USC Upstate
 LJ Thorpe, UNC Asheville
 John-Michael Wright, High Point
Everette Hammond, USC Upstate
 Kareem Reid, Gardner-Webb

Upstate in the BSC

| Category | BSC Rank | NCAA Rank |
|-------------------------|----------|-----------|
| 3-pt FG Attempt | 3 | 135 |
| Assist Turnover Ratio | 5 | 194 |
| Assists Per Game | 3 | 134 |
| Blocked Shots Per Game | 5 | 148 |
| Defensive Reb. per game | 10 | 267 |
| Fewest Fouls | 10 | 219 |
| Fewest Turnovers | 7 | 210 |
| FG Percentage | 8 | 220 |
| FG Percentage Defense | 8 | 290 |
| Free Throw Attempts | 5 | 155 |
| Free Throws Made | 5 | 162 |
| Free Throw Percentage | 6 | 194 |
| Offensive Reb. per game | 6 | 217 |
| Personal Fouls per game | 9 | 261 |
| Rebound Margin | 10 | 281 |
| Scoring Defense | 10 | 284 |
| Scoring Margin | 10 | 272 |
| Scoring Offense | 6 | 193 |
| Steals Per Game | 4 | 99 |
| 3-pt FG Defense | 7 | 188 |
| 3-pt FG Per Game | 3 | 105 |
| 3-pt FG Percentage | 2 | 86 |
| Total 3-point FGM | 1 | 103 |
| Total Assists | 2 | 135 |
| Total Blocks | 2 | 129 |
| Total Rebounds | 4 | 196 |
| Total Rebounds Per Game | 8 | 273 |
| Total Steals | 2 | 99 |
| Turnover Margin | 5 | 111 |
| Turnovers Forced | 3 | 39 |
| Turnovers Per Game | 6 | 239 |
| Won-Lost Percentage | 9 | 264 |

and Dave Dickerson III join the team as walk-ons.

Alumni Spotlight

USC Upstate alums Torrey Craig and Ty Greene were both named to the ASUN All-Decade Team this past summer. Both Craig and Greene helped catapult the Spartans into the National Spotlight with wins over Virginia Tech and South Carolina. Both players finished their careers etched into the Spartans record book in numerous categories. Both players earned ASUN Player of the Year Recognition and Greene won the Lou Henson National Mid-Major Player of the Year Award following his senior season. Craig is currently playing for the Denver Nuggets and is just the second Spartan to ever play in an NBA game.

Like Father, Like Son

Dave Dickerson III, son of head coach Dave Dickerson joins the Spartans this season as a Freshman Forward. USC Upstate is the only school in the Big South and one of 15 programs nationally to feature a father/son combination on the sidelines.

Not One but Two

USC Upstate is the only school in the country to feature a pair of student-athletes whose fathers are Division I head basketball coaches. Dave Dickerson III is the son of current Spartan coach Dave Dickerson, while junior forward Brandon Martin is the son of Frank Martin (head coach at South Carolina).

A New Look Schedule

Due to the COVID-19 Pandemic the Big South Conference has created a new look for the 2020-21 season. In an attempt to mitigate the spread or possibility of the COVID-19 virus, the Big South has decided to make it's full time member institutions play their conference opponents on back-to-back nights. All game staff, workers,

Big South Conference Standings

| School | Big South | | Overall | |
|---------------------|------------|-------------|------------|-------------|
| | W-L | Pct. | W-L | Pct. |
| Campbell | 0-0 | .000 | 3-0 | .000 |
| Winthrop | 0-0 | .000 | 2-0 | .000 |
| Hampton | 0-0 | .000 | 1-1 | .000 |
| High Point | 0-0 | .000 | 1-2 | .000 |
| UNC Asheville | 0-0 | .000 | 1-2 | .000 |
| Charleston Southern | 0-0 | .000 | 1-3 | .000 |
| Longwood | 0-0 | .000 | 1-3 | .000 |
| Radford | 0-0 | .000 | 1-4 | .000 |
| Gardner-Webb | 0-0 | .000 | 0-0 | .000 |
| Presbyterian | 0-0 | .000 | 0-1 | .000 |
| USC UPSTATE | 0-0 | .000 | 0-4 | .000 |

Home/Road Stats

| Category | Home | Away |
|-------------------|-------|-------|
| Record | 0-3 | 0-1 |
| Points/Gm | 73.0 | 63.0 |
| Points Allowed/Gm | 83.0 | 91.0 |
| Scoring Margin | -10.0 | -28.0 |
| Field Goal% | .429 | .379 |
| 3-Pt. Field Goal% | .358 | .381 |
| Free Throw % | .705 | .500 |
| Opp. Field Goal% | .492 | .538 |
| Opp. 3-Pt. FG% | .333 | .364 |
| Opp. Free Throw % | .632 | .794 |
| Rebounding Avg | 31.3 | 33.0 |
| Opp. Rebound Avg | 41.0 | 41.0 |
| Rebounding Margin | -9.7 | -8.0 |
| Assists/Gm | 15.3 | 11.0 |
| Turnovers/Gm | 14.3 | 21.0 |
| Turnover Margin | 3.0 | -1.0 |
| Asst./TO Ratio | 1.1 | 0.5 |
| Steals/Gm | 7.0 | 10.0 |
| Blocks/Gm | 3.3 | 3.0 |

coaches, players, officials and trainers will be tested 48-72 hours prior to tip-off.

CAREER DOUBLE-FIGURE SCORING GAMES

| | |
|-------------------|----|
| Everette Hammond | 35 |
| Bryson Mozzone | 24 |
| Tommy Bruner | 22 |
| Nevin Zink | 19 |
| Brandon Martin | 12 |
| Dalvin White | 8 |
| Cartier Jernigan | 5 |
| Josh Aldrich | 3 |
| Jatayveous Watson | 1 |
| Quentin Hodge | 1 |
| Khydarius Smith | 1 |

CAREER 20-PLUS POINT SCORING GAMES

| | |
|------------------|---|
| Everette Hammond | 9 |
| Tommy Bruner | 5 |
| Bryson Mozzone | 2 |
| Brandon Martin | 1 |
| Nevin Zink | 1 |

Career 30-Plus Point Scoring Games

| | |
|------------------|---|
| Everette Hammond | 1 |
| Tommy Bruner | 1 |

CAREER DOUBLE-DOUBLES

| | |
|----------------|---|
| Nevin Zink | 3 |
| Bryson Mozzone | 1 |

CAREER DOUBLE-FIGURE REBOUNTING GAMES

| | |
|------------------|---|
| Nevin Zink | 5 |
| Everette Hammond | 1 |
| Bryson Mozzone | 1 |

CAREER 4-PLUS ASSIST GAMES

| | |
|------------------|----|
| Dalvin White | 27 |
| Everette Hammond | 10 |
| Cartier Jernigan | 7 |
| Tommy Bruner | 8 |

CAREER THREE-PLUS 3-POINT FG MADE GAMES

| | |
|------------------|----|
| Bryson Mozzone | 16 |
| Tommy Bruner | 9 |
| Everette Hammond | 6 |
| Dalvin White | 7 |
| Cartier Jernigan | 1 |

CAREER STARTS

| | |
|-------------------|----|
| Nevin Zink | 68 |
| Josh Aldrich | 48 |
| Everette Hammond | 44 |
| Dalvin White | 35 |
| Tommy Bruner | 32 |
| Bryson Mozzone | 11 |
| Cartier Jernigan | 11 |
| Jatayveous Watson | 5 |
| Brandon Martin | 2 |
| Mysta Goodloe | 1 |
| Khydarius Smith | 1 |

THE LAST TIME A USC UPSTATE TEAM...

| | |
|----------------------------------|--------------------------------------|
| Scored 100+ points at home | 103 vs. Truett-McConnell (11/8/19) |
| Scored 100+ points on the road | 100 at North Florida (2/15/18) |
| Scored 100+ points and lost | 100 at North Florida (2/15/18) |
| Scored 110+ points | 113 vs. Limestone (11/26/93) |
| Scored 50 points or less | 50 at Louisville (11/20/19) |
| Scored 40 points or less | 38 at Florida Gulf Coast (2/6/11) |
| Scored 50 points or less and won | 50-48 vs. Jacksonville St. (12/1/11) |
| Held opponent to 50 or less | 43 vs. Brevard (11/10/18) |

| | |
|-------------------------------|-------------------------------------|
| Won an overtime game | 80-73 vs. Campbell (12/2/16) |
| Lost an overtime game | 83-79 at Longwood (2/16/19) |
| Won a double overtime game | 93-91 vs. UNC Asheville (11/29/10) |
| Lost a double overtime game | 110-106 vs. Lipscomb (1/29/18) |
| Played a triple overtime game | L, 90-88 vs. Columbus St. (3/11/06) |
| Played a four overtime game | Never Happened |

| | |
|---------------------------------|-----------------------------------|
| Made 12+ 3-point field goals | 14 at Longwood (2/16/19) |
| Made 15+ 3-point field goals | 16 vs Winthrop (2/27/20) |
| Allowed 10+ 3-point field goals | 10, vs Eastern Kentucky (12/2/20) |

| | |
|---------------------------------|--------------------------------|
| Had 20+ rebound margin | 23 vs. Lees-McRae (12/30/15) |
| Had 25+ rebound margin | 29 vs. St. Andrews (2/3/15) |
| Had 30+ rebound margin | 39 vs. Barber Scotia (12/1/14) |
| Had 50+ rebounds | 56 vs. Allen (12/30/16) |
| Had 60+ rebounds | 65 vs. Barber Scotia (12/1/14) |
| Had 2 players with 10+ rebounds | Charleston Southern (2/10/20) |

| | |
|---------------------------------|--|
| Had 3 players with 10+ rebounds | Bryson Mozzone (14), Nevin Zink (11) vs. Barber Scotia (12/1/14) Ramel Thompkins (13), Michael Buchanan (12), Jacob Schulte (10) |
|---------------------------------|--|

| | |
|---------------------------------|--|
| Attempted 30+ free throws | 32 vs Eastern Kentucky (12/2/20) |
| Attempted 40+ free throws | 40 vs. Mercer (2/2/14) |
| Attempted 50+ free throws | Unknown |
| Made 25+ free throws | 27 vs Eastern Kentucky (12/2/20) |
| Made 30+ free throws | 30 vs Eastern Kentucky (12/3/19) |
| Made 35+ free throws | 35 vs. Lipscomb (1/31/13) |
| Shot 90% or better from FT line | 94% (17-18) vs. Abilene Christian (11/25/17) |

| | |
|-----------------|--------------------------------|
| Had 20+ assists | 20 vs. UNC Asheville (1/25/20) |
| Had 25+ assists | 25 at Hampton (2/29/20) |
| Had 30+ assists | Unknown |

| | |
|----------------------|------------------------------------|
| Had 25+ turnovers | 26 at Eastern Kentucky (12/5/18) |
| Forced 25+ turnovers | 27 vs. Truett-McConnell (11/8/19) |
| Forced 30+ turnovers | 30 vs. North Greenville (11/27/04) |

| | |
|----------------|-----------------------------------|
| Had 15+ steals | 19 vs. Truett-McConnell (11/8/19) |
| Had 20+ steals | 26 vs. Toccoa Falls (11/30/15) |

| | |
|-------------------|-----------------------------------|
| Blocked 5+ shots | 7 vs Georgia Southern (12/5/2020) |
| Blocked 10+ shots | 11 vs. Toccoa Falls (11/30/15) |

| | |
|--------------------------------|----------------|
| Beat a ranked team | Never Happened |
| Beat a ranked team on the road | Never Happened |

| | |
|---|---------------------------------|
| Kept every opposing player under 10+ points | at Kennesaw State (2/7/15) |
| Had all 5 starters in double figures | vs. Jacksonville (3/7/13) |
| Had 5 players score in double figures | vs. Truett-McConnell (12/19/18) |
| Had 6 players score in double figures | at N.C. State (12/22/18) |
| Had no players score in double figures | at Lipscomb (2/17/11) |

| | |
|---|-------------------------|
| Overcame a 5-point+ halftime deficit to win | 5 vs. Hampton (1/8/20) |
| Overcame a 10-point+ halftime deficit to win | 10 vs Campbell (2/1/20) |
| Overcame a 15-point + halftime deficit to win | 15 at Hampton (2/29/20) |

THE LAST TIME A USC UPSTATE PLAYER...

| | |
|-------------------|--|
| Scored 20+ points | 23, Everette Hammond vs High Point (3/3/20) |
| Scored 30+ points | 30, Tommy Bruner vs. Campbell (2/1/20) |
| Scored 40+ points | 44, Ulysses Hackett vs. Johnson C. Smith (3/15/91) |

| | |
|--------------------------|--|
| Made 5+ 3-pointers | 5, Dalvin White at Hampton (2/29/20) |
| Attempted 10+ 3-pointers | 10, Tommy Bruner vs Longwood (2/20/20) |
| Attempted 15+ 3-pointers | 15, Deion Holmes at Denver (12/9/17) |

| | |
|---|---|
| Had a double-double | Nevin Zink at Hampton (2/29/20) |
| Had a double-double in two straight games | Nevin Zink vs Charleston Southern (2/10/20), at High Point (2/15/20) |
| Had a double-double in three straight games | Malik Moore at Western Mich. (12/1/18), at Eastern Ky. (12/5/18), vs. #25 Furman (12/8/18) |
| Had a double-double in four straight games | Ricardo Glenn vs. JU (1/23/14), vs. UNF (1/25/14), vs. KSU (1/31/14), vs. Mercer (2/2/14) |

| | |
|---------------------------------|--|
| Had 20+ points and 20+ rebounds | Unknown |
| Had 15+ rebounds | 15, Malik Moore vs. Presbyterian (1/21/19) |
| Had 20+ rebounds | 22, Terry Steward vs. Claflin (3/2/98) |
| Had 9+ offensive rebounds | 9, Michael Buchanan vs. St. Andrews (2/3/15) |
| Had 10+ defensive rebounds | 13, Bryson Mozzone vs Charleston Southern (2/10/20) |

| | |
|-----------------|--|
| Had 10+ assists | 10, Josh Cutbertson vs. Mars Hill (11/14/16) |
| Had 15+ assists | 15, Emonte Hill vs. Newberry (12/17/00) |

| | |
|---------------|---|
| Had 5+ blocks | 5, Ramel Thompkins vs. North Greenville (12/30/17) |
| Had 9+ blocks | 9, Babatunde Olumuyiwa at South Carolina (11/23/10) |

| | |
|----------------|---|
| Had 5+ steals | 6, Cartier Jernigan vs Truett-McConnell (11/8/19) |
| Had 10+ steals | 10, Willie Murdaugh vs. Gardner-Webb (2/4/91) |

| | |
|---------------------------|--|
| Made 10+ free throws | 10, Tommy Bruner vs EKU (12/2/20) |
| Made 15+ free throws | 17, Luke Payne at Augusta State (1/21/06) |
| Attempted 10+ free throws | 12, Tommy Bruner vs EKU (12/2/20) |
| Attempted 15+ free throws | 17, Ty Greene vs. Cal State Fullerton (11/28/14) |
| Attempted 20+ free throws | Unknown |

| | |
|--------------------------|--|
| Shot 100% from the floor | Khydarius Smith (5-5) vs Georiga Southern (12/5/20) |
|--------------------------|--|

| | |
|--------------------|--|
| Played 40+ minutes | 40, Everette Hammond at Furman (12/8/19) |
| Fouled out | Nevin Zink at Furman (11/28/20) |

Game-By-Game Starting Lineups

| Opponent | 1 | 2 | 3 | 4 | 5 |
|-------------------|-------|---------|--------|---------|------|
| Southern Wesleyan | White | Hammond | Mozone | Smith | Zink |
| @Furman | White | Hammond | Mozone | Aldrich | Zink |
| Eastern Kentucky | White | Hammond | Mozone | Aldrich | Zink |
| Georgia Southern | White | Hammond | Mozone | Aldrich | Zink |

Miscellaneous

| 2020-21 Double-Digit Scorers | Total (Highs) |
|------------------------------|------------------------------------|
| Bryson Mozone | 3, (17), vs SWU 11-25-20 |
| Everette Hammond | 3, (13) Twice |
| Tommy Bruner | 1, (19), vs ECU (12-2-20) |
| Dalvin White | 2, (10), vs SWU 11-25-20 |
| Quentin Hodge | 1, (10), vs SWU 11-25-20 |
| Nevin Zink | 1, (12), at Furman (11/28/20) |
| Cartier Jernigan | 1, (12), at Furman (11/28/20) |
| Khydarius Smith | 1, (10), vs Ga. Southern (12/5/20) |

| 2020-21 Double-Digit Rebounders | Total (Highs) |
|---------------------------------|---------------|
|---------------------------------|---------------|

| 2020-21 Double-Doubles | Game |
|------------------------|------|
|------------------------|------|

This Week in the Big South

Saturday, December 12

Charleston Southern at Duke, 2:00 p.m.

High Point at UNC Asheville, 3:00 p.m.

Gardner-Webb at Pittsburgh, 4:00 p.m.

USC Upstate vs Winthrop, 4:00 p.m.

Sunday, December 13

Hampton at VMI, 1:00 p.m.

USC Upstate vs Winthrop, 2:00 p.m.

Presbyterian at Wake Forest, 6:00 p.m.

Bench Production

| GAME | UPST-OPP | DIFF. | UPST HIGH BENCH SCORER |
|--------------|----------|-------|------------------------|
| SWU | 17-10 | +7 | 10, Quentin Hodge |
| @Furman | 35-19 | +16 | 12, Cartier Jernigan |
| ECU | 37-39 | -2 | 19, Bruner |
| Ga. Southern | 27-19 | +8 | 10, Khydarius Smith |

USC Upstate By The Numbers

| | Big South | Overall | BSC since 2019-20 | Overall since 2019 |
|---|-----------|---------|-------------------|--------------------|
| Record | 0-0 | 0-4 | 7-11 | 13-24 |
| Playing a ranked opponent | 0-0 | 0-0 | 0-0 | 0-1 |
| Home | 0-0 | 0-3 | 4-4 | 9-8 |
| Road | 0-0 | 0-1 | 3-5 | 4-13 |
| Neutral | 0-0 | 0-0 | 0-0 | 0-1 |
| Leading at halftime | 0-0 | 0-0 | 3-1 | 9-1 |
| Trailing at halftime | 0-0 | 0-4 | 4-8 | 4-21 |
| Tied at halftime | 0-0 | 0-0 | 0-2 | 0-2 |
| Overtime | 0-0 | 0-0 | 0-0 | 0-0 |
| 0 players score in double figures | 0-0 | 0-0 | 0-0 | 0-2 |
| 1 player scores in double figures | 0-0 | 0-0 | 0-1 | 0-2 |
| 2 players score in double figures | 0-0 | 0-1 | 1-4 | 1-7 |
| 3 players score in double figures | 0-0 | 0-1 | 2-3 | 6-6 |
| 4 players score in double figures | 0-0 | 0-2 | 4-3 | 6-6 |
| 5 players scpre in double figures | 0-0 | 0-0 | 0-0 | 1-0 |
| More than 5 players score in double figures | 0-0 | 0-0 | 0-0 | 0-0 |
| Starters out-score opponent's starters | 0-0 | 0-0 | 4-2 | 9-2 |
| Opponent's starters score equal/more | 0-0 | 0-4 | 3-9 | 4-22 |
| Bench out-scores opponent's bench | 0-0 | 0-3 | 5-6 | 9-12 |
| Opponent's bench scores equal/more | 0-0 | 0-1 | 2-5 | 4-12 |
| Shooting 50% or better | 0-0 | 0-0 | 4-0 | 7-1 |
| Shooting between 40-49% | 0-0 | 0-2 | 3-5 | 5-8 |
| Shooting between 30-39% | 0-0 | 0-2 | 0-5 | 1-13 |
| Shooting less than 30% | 0-0 | 0-0 | 0-1 | 0-2 |
| Shooting better than opponent | 0-0 | 0-2 | 6-0 | 11-4 |
| Shooting worse than/equal to opponent | 0-0 | 0-2 | 1-11 | 2-20 |
| More made FTs than opponent | 0-0 | 0-1 | 3-4 | 7-7 |
| Having equal/less FTs than opponent | 0-0 | 0-3 | 4-7 | 6-17 |
| Out-rebounding opponent | 0-0 | 0-0 | 4-3 | 7-4 |
| Having equal/less rebounds than opponent | 0-0 | 0-4 | 3-8 | 6-20 |
| Having more TOs than opponent | 0-0 | 0-1 | 2-7 | 2-13 |
| Having equal/less TOs than opponent | 0-0 | 0-3 | 5-4 | 11-11 |
| Attempting more FT than 3FG | 0-0 | 0-1 | 3-6 | 6-8 |
| Attempting equal/less FT than 3FG | 0-0 | 0-3 | 4-5 | 7-16 |
| Making 5 or more 3FGs | 0-0 | 0-4 | 6-7 | 11-19 |
| Making less than 5 3FGs | 0-0 | 0-0 | 1-4 | 1-4 |
| Making no 3FGs | 0-0 | 0-0 | 0-0 | 0-0 |
| Attempting 15 or more 3FGs | 0-0 | 0-4 | 7-8 | 13-21 |
| Attempting less than 15 3FGs | 0-0 | 0-0 | 0-2 | 0-2 |
| No Upstate players foul out | 0-0 | 0-2 | 6-11 | 11-21 |
| One or more Upstate players foul out | 0-0 | 0-2 | 1-0 | 2-3 |

USC Upstate By The Numbers

| | Big South | Overall | BSC Since 2019-20 | Overall since 2019 |
|---|-----------|---------|-------------------|--------------------|
| Having 10 or more assists | 0-0 | 0-4 | 7-7 | 13-16 |
| Having less than 10 assists | 0-0 | 0-0 | 0-4 | 0-8 |
| Score more points in paint than opponent | 0-0 | 0-1 | 5-3 | 9-5 |
| Score equal/less pts. in paint than opp. | 0-0 | 0-3 | 2-8 | 4-19 |
| Scoring more pts. off TOs than opponent | 0-0 | 0-1 | 4-3 | 10-6 |
| Scoring equal/less pts. off TOs than opp. | 0-0 | 0-3 | 3-8 | 3-18 |
| Scoring more 2nd-chance points | 0-0 | 0-1 | 4-3 | 8-8 |
| Scoring equal/less 2nd-chance points | 0-0 | 0-3 | 3-8 | 5-16 |
| Scoring more fast break points | 0-0 | 0-0 | 6-3 | 10-5 |
| Scoring equal/less fast break points | 0-0 | 0-4 | 1-8 | 3-19 |
| Wearing Gray uniforms | 0-0 | 0-2 | 4-4 | 9-7 |
| Wearing Black uniforms | 0-0 | 0-2 | 3-7 | 4-17 |
| Playing in November | 0-0 | 0-2 | 0-0 | 1-9 |
| Playing in December | 0-0 | 0-2 | 0-0 | 4-3 |
| Playing in January | 0-0 | 0-0 | 4-5 | 4-5 |
| Playing in February | 0-0 | 0-0 | 3-6 | 3-6 |
| Playing in March | 0-0 | 0-0 | 0-0 | 1-1 |
| Playing during the day | 0-0 | 0-2 | 4-3 | 6-9 |
| Playing at night | 0-0 | 0-2 | 3-8 | 7-15 |
| Playing on Sunday | 0-0 | 0-0 | 0-0 | 1-1 |
| Playing on Monday | 0-0 | 0-0 | 1-1 | 1-3 |
| Playing on Tuesday | 0-0 | 0-0 | 0-0 | 2-1 |
| Playing on Wednesday | 0-0 | 0-2 | 1-0 | 2-4 |
| Playing on Thursday | 0-0 | 0-0 | 1-6 | 1-7 |
| Playing on Friday | 0-0 | 0-0 | 0-0 | 1-0 |
| Playing on Saturday | 0-0 | 0-2 | 4-4 | 5-8 |
| Margin is 5 points or less | 0-0 | 0-1 | 1-1 | 2-3 |
| Margin is between 6-10 | 0-0 | 0-1 | 2-4 | 4-6 |
| Margin is between 11-20 | 0-0 | 0-1 | 4-3 | 6-6 |
| Margin is more than 20 | 0-0 | 0-1 | 0-3 | 1-9 |
| Having a 20-point scorer | 0-0 | 0-0 | 5-4 | 10-5 |
| Having a 30-point scorer | 0-0 | 0-0 | 1-0 | 2-0 |
| Scoring 49 points or less | 0-0 | 0-0 | 0-0 | 0-2 |
| Scoring 50-59 points | 0-0 | 0-0 | 0-5 | 0-8 |
| Scoring 60-69 points | 0-0 | 0-2 | 1-3 | 2-7 |
| Scoring 70-79 points | 0-0 | 0-2 | 2-2 | 4-6 |
| Scoring 80-89 points | 0-0 | 0-0 | 2-1 | 2-1 |
| Scoring 90-99 points | 0-0 | 0-0 | 2-0 | 4-0 |
| Scoring 100+ points | 0-0 | 0-0 | 0-0 | 1-0 |
| Playing on ESPNU | 0-0 | 0-0 | 1-0 | 1-0 |
| Playing on ESPN3 | 0-0 | 0-0 | 1-2 | 1-2 |
| Playing on ESPN+ | 0-0 | 0-4 | 5-9 | 10-18 |
| Playing on ACC Network | 0-0 | 0-0 | 0-0 | 0-2 |
| Playing on WYCW | 0-0 | 0-0 | 0-1 | 0-1 |



DAVE DICKERSON

Head Coach • 3rd Season at USC Upstate • Maryland, 1990

Dave Dickerson is in his third season as the head men's basketball coach at USC Upstate.

Dickerson was introduced as the program's tenth head coach during a press conference on April 5, 2018 at the G.B. Hodge Center.

A native of Olar, S.C., Dickerson has over 20 years of college coaching experience with stops at Gardner-Webb, James Madison, Radford, Maryland, Tulane and Ohio State. He was hired at USC Upstate after spending one year as a scout for the NBA's Utah Jazz.

In just his second season at USC Upstate, Dickerson guided the Spartans to a double-digit win season and a birth in the Big South Quarterfinals. The Spartans Big South Tournament First Round victory over High Point was the program's first postseason win in five years. Under the guidance of Dickerson, freshman guard Tommy Bruner became the first Freshman All-American at Upstate since the 2012 season.

Dickerson spent seven seasons on the coaching staff for Thad Matta at Ohio State from 2010-16, serving as the associate head coach for the last six. In those seven years on the sidelines for the Buckeyes, Dickerson was a part of 181 victories, two Big 10 Regular Season titles, three Big Ten Tournament title game appearances, three Sweet 16 appearances, an Elite Eight run in 2013 and the 2012 Final Four. Ohio State participated in NCAA Tournament play in five of his seven seasons.

Dickerson spent five years as head coach at Tulane prior to being hired at Ohio State. He compiled a 68-84 record, 31-47 in Conference USA, after inheriting a Green Wave basketball program that had registered just one winning season during the five years prior to his arrival. He guided the Green Wave to back-to-back winning seasons in 2006-07 and 2007-08, a feat that had not been achieved in the 11 previous years. To start his tenure, he led Tulane to four consecutive opening-round wins in the Conference USA Tournament.

Prior to being named head coach for the Green Wave, Dickerson served as assistant coach at Maryland, his alma mater, under head coach Gary Williams for nine years. In 2004-05, Dickerson was elevated to associate head coach. He helped the Terrapins to nine consecutive postseason appearances, including five Sweet 16's, two Final Fours and the program's first-ever National Championship in 2002. Maryland also enjoyed eight 20-win seasons during his tenure. Serving as the lead recruiter for the Terrapins, Dickerson recruited and coached two NBA lottery picks – Steve Francis (1999) and Chris Wilcox (2002) – and four overall first round picks in Keith Booth (1997), Francis, Wilcox and Juan Dixon (2002).



After leaving James Madison, Dickerson was on the coaching staff at Radford for four seasons as an assistant coach. The recruiting classes he helped assemble were ranked among the nation's best. The 1994 season saw the Highlanders compile a 20-8 record and a school-record winning percentage of 71.4. Radford also gained national acclaim and became one of the Big South's most successful programs during his tenure. Radford defeated LSU, 73-72, on Dec. 30, 1993, to gain the biggest victory in school history.

Soon after graduating from college, Dickerson began his coaching career at Gardner-Webb for one season. He then joined former head coach Lefty Driesell at James Madison for a 1992 season that culminated in a bid to the NIT.

Coaching accolades for Dickerson throughout his coaching career include AFLAC Assistant Coach of the Year in 2003, the ACC's No. 1 Assistant Coach as named by Basketball News (2003-04), Athlon Sports' No. 4 Assistant Coach in the nation (2003-04) and an "Assistant Coach on the Rise" as tabbed by ESPN's Andy Katz. He was the National Association of Basketball Coaches District 8 Coach of the Year in 2007-08.

Dickerson played forward at Maryland from 1986-89 and earned four varsity letters. He was co-captain as a senior in 1989. Dickerson saw action in the 1986 and 1988 NCAA Tournaments and was a member of three teams that advanced to the ACC Tournament semifinals. The Terps won 19 games his freshman year and 18 during his junior season. Dickerson was a starter on the 1989 team that became the first No. 8 seed to defeat a No. 1 seed in the ACC Tournament when the Terps knocked off N.C. State.

He graduated from Maryland in 1990 with a bachelor's degree in government and politics.

Dickerson and his wife, Laurette, have one son, Dave III.

Season Statistics



2020-21 USC Upstate Men's Basketball Season Box Score All games

Page 1/1
as of Dec 10, 2020

Game Records

| Record | Overall | Home | Away | Neutral |
|----------------|---------|------|------|---------|
| ALL GAMES | 0-4 | 0-3 | 0-1 | 0-0 |
| CONFERENCE | 0-0 | 0-0 | 0-0 | 0-0 |
| NON-CONFERENCE | 0-4 | 0-3 | 0-1 | 0-0 |

Team Box Score

| No. | Player | | | | Total | | 3-Point | | F-Throw | | Rebounds | | | | | | | | | | | | |
|-----------|---------------------|-------|--------|------|---------|------|---------|------|---------|-------|----------|-----|-----|------|----|----|----|----|-----|-----|-----|------|--|
| | | GP-GS | MIN | AVG | FG-FGA | FG% | 3FG-FGA | 3FG% | FT-FTA | FT% | OFF | DEF | TOT | AVG | PF | DQ | A | TO | BLK | STL | PTS | AVG | |
| 10 | BRUNER, Tommy | 3-0 | 82:17 | 27.4 | 10-33 | .303 | 3-10 | .300 | 14-18 | .778 | 0 | 4 | 4 | 1.3 | 10 | 0 | 16 | 17 | 0 | 4 | 37 | 12.3 | |
| 5 | MOZONE, Bryson | 4-4 | 126:52 | 31.7 | 17-41 | .415 | 10-27 | .370 | 5-8 | .625 | 3 | 14 | 17 | 4.3 | 6 | 0 | 5 | 7 | 0 | 3 | 49 | 12.3 | |
| 12 | HAMMOND, Everette | 4-4 | 117:56 | 29.5 | 14-51 | .275 | 4-16 | .250 | 9-18 | .500 | 4 | 10 | 14 | 3.5 | 8 | 0 | 8 | 9 | 0 | 9 | 41 | 10.3 | |
| 35 | ZINK, Nevin | 4-4 | 95:19 | 23.8 | 14-26 | .538 | 0-0 | .000 | 6-8 | .750 | 7 | 17 | 24 | 6.0 | 14 | 1 | 1 | 7 | 1 | 2 | 34 | 8.5 | |
| 4 | SMITH, Khydarious | 4-1 | 71:45 | 17.9 | 15-17 | .882 | 0-0 | .000 | 0-1 | .000 | 6 | 14 | 20 | 5.0 | 4 | 0 | 1 | 3 | 8 | 0 | 30 | 7.5 | |
| 1 | WHITE, Dalvin | 4-4 | 108:55 | 27.2 | 10-26 | .385 | 6-14 | .429 | 3-4 | .750 | 1 | 4 | 5 | 1.3 | 9 | 0 | 19 | 12 | 0 | 5 | 29 | 7.3 | |
| 2 | JERNIGAN , Cartier | 2-0 | 22:59 | 11.5 | 4-13 | .308 | 4-7 | .571 | 0-0 | .000 | 1 | 1 | 2 | 1.0 | 7 | 0 | 2 | 0 | 0 | 2 | 12 | 6.0 | |
| 3 | GOODLOE, Mysta | 4-0 | 59:57 | 15.0 | 7-17 | .412 | 2-6 | .333 | 7-9 | .778 | 4 | 9 | 13 | 3.3 | 11 | 0 | 3 | 2 | 1 | 1 | 23 | 5.8 | |
| 13 | HODGE, Quentin | 3-0 | 22:55 | 7.6 | 3-8 | .375 | 2-6 | .333 | 2-2 | 1.000 | 1 | 2 | 3 | 1.0 | 5 | 1 | 0 | 1 | 0 | 0 | 10 | 3.3 | |
| 34 | ALDRICH, Josh | 4-3 | 55:10 | 13.8 | 3-5 | .600 | 1-2 | .500 | 2-2 | 1.000 | 1 | 3 | 4 | 1.0 | 9 | 0 | 1 | 4 | 1 | 2 | 9 | 2.3 | |
| 25 | WATSON , Jatayveous | 2-0 | 14:19 | 7.2 | 2-3 | .667 | 0-0 | .000 | 0-0 | .000 | 2 | 5 | 7 | 3.5 | 1 | 0 | 0 | 0 | 2 | 1 | 4 | 2.0 | |
| 0 | MARTIN, Brandon | 3-0 | 21:23 | 7.1 | 2-3 | .667 | 0-0 | .000 | 0-1 | .000 | 2 | 4 | 6 | 2.0 | 1 | 0 | 1 | 1 | 0 | 2 | 4 | 1.3 | |
| 22 | SHEIDA, Thomas | 1-0 | 00:13 | 0.2 | 0-0 | .000 | 0-0 | .000 | 0-0 | .000 | 0 | 0 | 0 | 0.0 | 0 | 0 | 0 | 0 | 0 | 0 | 0 | 0.0 | |
| Team | | | | | | | | | | | 5 | 3 | 8 | | | | | 1 | | | | | |
| Total | | 4 | 800 | | 101-243 | .416 | 32-88 | .364 | 48-71 | .676 | 37 | 90 | 127 | 31.8 | 85 | 2 | 57 | 64 | 13 | 31 | 282 | 70.5 | |
| Opponents | | 4 | 800 | | 117-233 | .502 | 31-91 | .341 | 75-110 | .682 | 46 | 118 | 164 | 41.0 | 76 | 0 | 67 | 72 | 14 | 35 | 340 | 85.0 | |

Score by Periods

| Team | 1st | 2nd | OT | TOT |
|-------------|-----|-----|----|-----|
| USC Upstate | 110 | 172 | 0 | 282 |
| Opponents | 158 | 182 | 0 | 340 |

Season Results

Game Records

| Record | Overall | Home | Away | Neutral |
|----------------|---------|------|------|---------|
| ALL GAMES | 0-4 | 0-3 | 0-1 | 0-0 |
| CONFERENCE | 0-0 | 0-0 | 0-0 | 0-0 |
| NON-CONFERENCE | 0-4 | 0-3 | 0-1 | 0-0 |

Team Results

| Date | Opponent | | Score | Att. | High Points | High Rebounds |
|------------|-------------------|---|-------|------|-------------------------|-----------------------|
| 11/25/2020 | Southern Wesleyan | L | 72-82 | 40 | (17) MOZONE, Bryson | (6) ZINK, Nevin |
| 11/28/2020 | at Furman | L | 63-91 | 250 | (12) ZINK, Nevin | (9) ZINK, Nevin |
| | | | | | (12) JERNIGAN , Cartier | |
| 12/02/2020 | Eastern Ky. | L | 78-95 | 142 | (19) BRUNER, Tommy | (7) HAMMOND, Everette |
| | | | | | | (7) SMITH, Khydarius |
| 12/05/2020 | Ga. Southern | L | 69-72 | 140 | (13) MOZONE, Bryson | (7) ZINK, Nevin |

Attendance Summary

| | Games | Attend | Avg/Game |
|--------------|----------|------------|------------|
| Home | 3 | 322 | 107 |
| Away | 1 | 250 | 250 |
| Neutral | 0 | 0 | 0 |
| Total | 4 | 572 | 143 |

Season Results



2020-21 USC Upstate Men's Basketball Combined Team Statistics All games

Page 1/1
as of Dec 10, 2020

Game Records

| Record | Overall | Home | Away | Neutral |
|----------------|---------|------|------|---------|
| ALL GAMES | 0-4 | 0-3 | 0-1 | 0-0 |
| CONFERENCE | 0-0 | 0-0 | 0-0 | 0-0 |
| NON-CONFERENCE | 0-4 | 0-3 | 0-1 | 0-0 |

Score by Periods

| Team | 1st | 2nd | OT | TOT |
|-------------|-----|-----|----|-----|
| USC Upstate | 110 | 172 | 0 | 282 |
| Opponents | 158 | 182 | 0 | 340 |

Team Box Score

| No. Player | | | | | Total | | 3-Point | | F-Throw | | Rebounds | | | | | | | | | | | | |
|------------|---------------------|-------|--------|------|---------|------|---------|------|---------|-------|----------|-----|-----|------|----|----|----|----|-----|-----|-----|------|--|
| | | GP-GS | MIN | AVG | FG-FGA | FG% | 3FG-FGA | 3FG% | FT-FTA | FT% | OFF | DEF | TOT | AVG | PF | DQ | A | TO | BLK | STL | PTS | AVG | |
| 10 | BRUNER, Tommy | 3-0 | 82:17 | 27.4 | 10-33 | .303 | 3-10 | .300 | 14-18 | .778 | 0 | 4 | 4 | 1.3 | 10 | 0 | 16 | 17 | 0 | 4 | 37 | 12.3 | |
| 5 | MOZONE, Bryson | 4-4 | 126:52 | 31.7 | 17-41 | .415 | 10-27 | .370 | 5-8 | .625 | 3 | 14 | 17 | 4.3 | 6 | 0 | 5 | 7 | 0 | 3 | 49 | 12.3 | |
| 12 | HAMMOND, Everette | 4-4 | 117:56 | 29.5 | 14-51 | .275 | 4-16 | .250 | 9-18 | .500 | 4 | 10 | 14 | 3.5 | 8 | 0 | 8 | 9 | 0 | 9 | 41 | 10.3 | |
| 35 | ZINK, Nevin | 4-4 | 95:19 | 23.8 | 14-26 | .538 | 0-0 | .000 | 6-8 | .750 | 7 | 17 | 24 | 6.0 | 14 | 1 | 1 | 7 | 1 | 2 | 34 | 8.5 | |
| 4 | SMITH, Khydarious | 4-1 | 71:45 | 17.9 | 15-17 | .882 | 0-0 | .000 | 0-1 | .000 | 6 | 14 | 20 | 5.0 | 4 | 0 | 1 | 3 | 8 | 0 | 30 | 7.5 | |
| 1 | WHITE, Dalvin | 4-4 | 108:55 | 27.2 | 10-26 | .385 | 6-14 | .429 | 3-4 | .750 | 1 | 4 | 5 | 1.3 | 9 | 0 | 19 | 12 | 0 | 5 | 29 | 7.3 | |
| 2 | JERNIGAN , Cartier | 2-0 | 22:59 | 11.5 | 4-13 | .308 | 4-7 | .571 | 0-0 | .000 | 1 | 1 | 2 | 1.0 | 7 | 0 | 2 | 0 | 0 | 2 | 12 | 6.0 | |
| 3 | GOODLOE, Mysta | 4-0 | 59:57 | 15.0 | 7-17 | .412 | 2-6 | .333 | 7-9 | .778 | 4 | 9 | 13 | 3.3 | 11 | 0 | 3 | 2 | 1 | 1 | 23 | 5.8 | |
| 13 | HODGE, Quentin | 3-0 | 22:55 | 7.6 | 3-8 | .375 | 2-6 | .333 | 2-2 | 1.000 | 1 | 2 | 3 | 1.0 | 5 | 1 | 0 | 1 | 0 | 0 | 10 | 3.3 | |
| 34 | ALDRICH, Josh | 4-3 | 55:10 | 13.8 | 3-5 | .600 | 1-2 | .500 | 2-2 | 1.000 | 1 | 3 | 4 | 1.0 | 9 | 0 | 1 | 4 | 1 | 2 | 9 | 2.3 | |
| 25 | WATSON , Jatayveous | 2-0 | 14:19 | 7.2 | 2-3 | .667 | 0-0 | .000 | 0-0 | .000 | 2 | 5 | 7 | 3.5 | 1 | 0 | 0 | 0 | 2 | 1 | 4 | 2.0 | |
| 0 | MARTIN, Brandon | 3-0 | 21:23 | 7.1 | 2-3 | .667 | 0-0 | .000 | 0-1 | .000 | 2 | 4 | 6 | 2.0 | 1 | 0 | 1 | 1 | 0 | 2 | 4 | 1.3 | |
| 22 | SHEIDA, Thomas | 1-0 | 00:13 | 0.2 | 0-0 | .000 | 0-0 | .000 | 0-0 | .000 | 0 | 0 | 0 | 0.0 | 0 | 0 | 0 | 0 | 0 | 0 | 0 | 0.0 | |
| Team | | | | | | | | | | | 5 | 3 | 8 | | | | 1 | | | | | | |
| Total | | 4 | 800 | | 101-243 | .416 | 32-88 | .364 | 48-71 | .676 | 37 | 90 | 127 | 31.8 | 85 | 2 | 57 | 64 | 13 | 31 | 282 | 70.5 | |
| Opponents | | 4 | 800 | | 117-233 | .502 | 31-91 | .341 | 75-110 | .682 | 46 | 118 | 164 | 41.0 | 76 | 0 | 67 | 72 | 14 | 35 | 340 | 85.0 | |

Team Statistics

| | USCU | OPP |
|------------------------|----------------|----------------|
| Scoring | 282 | 340 |
| Points per game | 70.5 | 85.0 |
| Scoring margin | -14.5 | - |
| Field goals-att | 101-243 | 117-233 |
| Field goal pct | .416 | .502 |
| 3 point fg-att | 32-88 | 31-91 |
| 3-point FG pct | .364 | .341 |
| 3-pt FG made per game | 8.0 | 7.8 |
| Free throws-att | 48-71 | 75-110 |
| Free throw pct | .676 | .682 |
| F-Throws made per game | 12.0 | 18.8 |
| Rebounds | 127 | 164 |
| Rebounds per game | 31.8 | 41.0 |
| Rebounding margin | -9.3 | - |
| Assists | 57 | 67 |
| Assists per game | 14.3 | 16.8 |
| Turnovers | 64 | 72 |
| Turnovers per game | 16.0 | 18.0 |
| Turnover margin | +2.0 | - |
| Assist/turnover ratio | 0.9 | 0.9 |
| Steals | 31 | 35 |
| Steals per game | 7.8 | 8.8 |
| Blocks | 13 | 14 |
| Blocks per game | 3.3 | 3.5 |
| Winning streak | 0 | - |
| Home win streak | 0 | - |
| Attendance | 322 | 250 |
| Home games-Avg/Game | 3-107 | 1-250 |
| Neutral site-Avg/Game | - | 0-0 |

Team Results

| Date | Opponent | | Score | Att. |
|------------|-------------------|---|-------|------|
| 11/25/2020 | Southern Wesleyan | L | 72-82 | 40 |
| 11/28/2020 | at Furman | L | 63-91 | 250 |
| 12/02/2020 | Eastern Ky. | L | 78-95 | 142 |
| 12/05/2020 | Ga. Southern | L | 69-72 | 140 |

Category Leaders

Points

| ## | Player | G | Pts | Pts/G |
|----|---------------------|---|-----|-------|
| 5 | Mozone, Bryson | 4 | 49 | 12.3 |
| 12 | Hammond, Everette | 4 | 41 | 10.3 |
| 10 | Bruner, Tommy | 3 | 37 | 12.3 |
| 35 | Zink, Nevin | 4 | 34 | 8.5 |
| 4 | Smith, Khydarius | 4 | 30 | 7.5 |
| 1 | White, Dalvin | 4 | 29 | 7.3 |
| 3 | Goodloe, Mysta | 4 | 23 | 5.8 |
| 2 | Jernigan , Cartier | 2 | 12 | 6.0 |
| 13 | Hodge, Quentin | 3 | 10 | 3.3 |
| 34 | Aldrich, Josh | 4 | 9 | 2.3 |
| 25 | Watson , Jatayveous | 2 | 4 | 2.0 |
| 0 | Martin, Brandon | 3 | 4 | 1.3 |

Scoring Average

| ## | Player | G | Pts | Pts/G |
|----|---------------------|---|-----|-------|
| 10 | Bruner, Tommy | 3 | 37 | 12.3 |
| 5 | Mozone, Bryson | 4 | 49 | 12.3 |
| 12 | Hammond, Everette | 4 | 41 | 10.3 |
| 35 | Zink, Nevin | 4 | 34 | 8.5 |
| 4 | Smith, Khydarius | 4 | 30 | 7.5 |
| 1 | White, Dalvin | 4 | 29 | 7.3 |
| 2 | Jernigan , Cartier | 2 | 12 | 6.0 |
| 3 | Goodloe, Mysta | 4 | 23 | 5.8 |
| 13 | Hodge, Quentin | 3 | 10 | 3.3 |
| 34 | Aldrich, Josh | 4 | 9 | 2.3 |
| 25 | Watson , Jatayveous | 2 | 4 | 2.0 |
| 0 | Martin, Brandon | 3 | 4 | 1.3 |

Field Goal Percentage

| ## | Player | FG | Att | Pct |
|----|---------------------|----|-----|------|
| 4 | Smith, Khydarius | 15 | 17 | .882 |
| 25 | Watson , Jatayveous | 2 | 3 | .667 |
| 0 | Martin, Brandon | 2 | 3 | .667 |
| 34 | Aldrich, Josh | 3 | 5 | .600 |
| 35 | Zink, Nevin | 14 | 26 | .538 |
| 5 | Mozone, Bryson | 17 | 41 | .415 |
| 3 | Goodloe, Mysta | 7 | 17 | .412 |
| 1 | White, Dalvin | 10 | 26 | .385 |
| 13 | Hodge, Quentin | 3 | 8 | .375 |
| 2 | Jernigan , Cartier | 4 | 13 | .308 |
| 10 | Bruner, Tommy | 10 | 33 | .303 |
| 12 | Hammond, Everette | 14 | 51 | .275 |

Field Goal Attempts

| ## | Player | G | Att | Att/G |
|----|-------------------|---|-----|-------|
| 12 | Hammond, Everette | 4 | 51 | 12.8 |
| 5 | Mozone, Bryson | 4 | 41 | 10.3 |
| 10 | Bruner, Tommy | 3 | 33 | 11.0 |
| 35 | Zink, Nevin | 4 | 26 | 6.5 |
| 1 | White, Dalvin | 4 | 26 | 6.5 |

Field Goals Made

| ## | Player | G | Made | Made/G |
|----|-------------------|---|------|--------|
| 5 | Mozone, Bryson | 4 | 17 | 4.3 |
| 4 | Smith, Khydarius | 4 | 15 | 3.8 |
| 12 | Hammond, Everette | 4 | 14 | 3.5 |
| 35 | Zink, Nevin | 4 | 14 | 3.5 |
| 10 | Bruner, Tommy | 3 | 10 | 3.3 |

3-Point FG Percentage

| ## | Player | 3FG | Att | Pct |
|----|--------------------|-----|-----|------|
| 2 | Jernigan , Cartier | 4 | 7 | .571 |
| 34 | Aldrich, Josh | 1 | 2 | .500 |
| 1 | White, Dalvin | 6 | 14 | .429 |
| 5 | Mozone, Bryson | 10 | 27 | .370 |
| 3 | Goodloe, Mysta | 2 | 6 | .333 |
| 13 | Hodge, Quentin | 2 | 6 | .333 |
| 10 | Bruner, Tommy | 3 | 10 | .300 |
| 12 | Hammond, Everette | 4 | 16 | .250 |

3-Point FG Attempts

| ## | Player | G | Att | Att/G |
|----|--------------------|---|-----|-------|
| 5 | Mozone, Bryson | 4 | 27 | 6.8 |
| 12 | Hammond, Everette | 4 | 16 | 4.0 |
| 1 | White, Dalvin | 4 | 14 | 3.5 |
| 10 | Bruner, Tommy | 3 | 10 | 3.3 |
| 2 | Jernigan , Cartier | 2 | 7 | 3.5 |

3-Point FG Made

| ## | Player | G | Made | Made/G |
|----|--------------------|---|------|--------|
| 5 | Mozone, Bryson | 4 | 10 | 2.5 |
| 1 | White, Dalvin | 4 | 6 | 1.5 |
| 12 | Hammond, Everette | 4 | 4 | 1.0 |
| 2 | Jernigan , Cartier | 2 | 4 | 2.0 |
| 10 | Bruner, Tommy | 3 | 3 | 1.0 |

Category Leaders



2020-21 USC Upstate Men's Basketball Category Leaders All games

Page 2/3
as of Dec 10, 2020

Free Throw Percentage

| ## | Player | Made | Att | Pct |
|----|-------------------|------|-----|-------|
| 13 | Hodge, Quentin | 2 | 2 | 1.000 |
| 34 | Aldrich, Josh | 2 | 2 | 1.000 |
| 10 | Bruner, Tommy | 14 | 18 | .778 |
| 3 | Goodloe, Mysta | 7 | 9 | .778 |
| 35 | Zink, Nevin | 6 | 8 | .750 |
| 1 | White, Dalvin | 3 | 4 | .750 |
| 5 | Mozone, Bryson | 5 | 8 | .625 |
| 12 | Hammond, Everette | 9 | 18 | .500 |

Free Throw Attempts

| ## | Player | G | Att | Att/G |
|----|-------------------|---|-----|-------|
| 10 | Bruner, Tommy | 3 | 18 | 6.0 |
| 12 | Hammond, Everette | 4 | 18 | 4.5 |
| 3 | Goodloe, Mysta | 4 | 9 | 2.3 |
| 5 | Mozone, Bryson | 4 | 8 | 2.0 |
| 35 | Zink, Nevin | 4 | 8 | 2.0 |

Free Throws Made

| ## | Player | G | Made | Made/G |
|----|-------------------|---|------|--------|
| 10 | Bruner, Tommy | 3 | 14 | 4.7 |
| 12 | Hammond, Everette | 4 | 9 | 2.3 |
| 3 | Goodloe, Mysta | 4 | 7 | 1.8 |
| 35 | Zink, Nevin | 4 | 6 | 1.5 |
| 5 | Mozone, Bryson | 4 | 5 | 1.3 |

Rebounds

| ## | Player | G | Reb | Reb/G |
|----|-------------------|---|-----|-------|
| 35 | Zink, Nevin | 4 | 24 | 6.0 |
| 4 | Smith, Khydarius | 4 | 20 | 5.0 |
| 5 | Mozone, Bryson | 4 | 17 | 4.3 |
| 12 | Hammond, Everette | 4 | 14 | 3.5 |
| 3 | Goodloe, Mysta | 4 | 13 | 3.3 |

Assists

| ## | Player | G | Ast | Ast/G |
|----|-------------------|---|-----|-------|
| 1 | White, Dalvin | 4 | 19 | 4.8 |
| 10 | Bruner, Tommy | 3 | 16 | 5.3 |
| 12 | Hammond, Everette | 4 | 8 | 2.0 |
| 5 | Mozone, Bryson | 4 | 5 | 1.3 |
| 3 | Goodloe, Mysta | 4 | 3 | 0.8 |

Rebounds Average

| ## | Player | G | Reb | Reb/G |
|----|--------------------|---|-----|-------|
| 35 | Zink, Nevin | 4 | 24 | 6.0 |
| 4 | Smith, Khydarius | 4 | 20 | 5.0 |
| 5 | Mozone, Bryson | 4 | 17 | 4.3 |
| 12 | Hammond, Everette | 4 | 14 | 3.5 |
| 25 | Watson, Jatayveous | 2 | 7 | 3.5 |

Steals

| ## | Player | G | Stl | Stl/G |
|----|-------------------|---|-----|-------|
| 12 | Hammond, Everette | 4 | 9 | 2.3 |
| 1 | White, Dalvin | 4 | 5 | 1.3 |
| 10 | Bruner, Tommy | 3 | 4 | 1.3 |
| 5 | Mozone, Bryson | 4 | 3 | 0.8 |
| 35 | Zink, Nevin | 4 | 2 | 0.5 |

Offensive Rebounds

| ## | Player | G | OReb | OReb/G |
|----|-------------------|---|------|--------|
| 35 | Zink, Nevin | 4 | 7 | 1.8 |
| 4 | Smith, Khydarius | 4 | 6 | 1.5 |
| 12 | Hammond, Everette | 4 | 4 | 1.0 |
| 3 | Goodloe, Mysta | 4 | 4 | 1.0 |
| 5 | Mozone, Bryson | 4 | 3 | 0.8 |

Blocked Shots

| ## | Player | G | Blk | Blk/G |
|----|--------------------|---|-----|-------|
| 4 | Smith, Khydarius | 4 | 8 | 2.0 |
| 25 | Watson, Jatayveous | 2 | 2 | 1.0 |
| 35 | Zink, Nevin | 4 | 1 | 0.3 |
| 3 | Goodloe, Mysta | 4 | 1 | 0.3 |
| 34 | Aldrich, Josh | 4 | 1 | 0.3 |

Defensive Rebounds

| ## | Player | G | DReb | DReb/G |
|----|-------------------|---|------|--------|
| 35 | Zink, Nevin | 4 | 17 | 4.3 |
| 5 | Mozone, Bryson | 4 | 14 | 3.5 |
| 4 | Smith, Khydarius | 4 | 14 | 3.5 |
| 12 | Hammond, Everette | 4 | 10 | 2.5 |
| 3 | Goodloe, Mysta | 4 | 9 | 2.3 |

Minutes

| ## | Player | G | Min | Min/G |
|----|-------------------|---|-----|-------|
| 5 | Mozone, Bryson | 4 | 127 | 31:43 |
| 12 | Hammond, Everette | 4 | 118 | 29:29 |
| 1 | White, Dalvin | 4 | 109 | 27:14 |
| 35 | Zink, Nevin | 4 | 95 | 23:50 |
| 10 | Bruner, Tommy | 3 | 82 | 27:26 |

Team Game-By-Game



2020-21 USC Upstate Men's Basketball Team Game-by-Game All games

Page 1/1
as of Dec 10, 2020

| | | | | Total | | 3-Pointers | | Free throws | | Rebounds | | | | | | | | | | | |
|-------------------|------------|-------|---|---------|------|------------|------|-------------|------|----------|-----|-----|------|----|----|----|-----|-----|-----|------|--|
| Opponent | Date | Score | | FG-FGA | PCT | 3FG-FGA | PCT | FT-FTA | PCT | OFF | DEF | TOT | AVG | PF | A | TO | BLK | STL | PTS | AVG | |
| Southern Wesleyan | 11/25/2020 | 72-82 | L | 29-62 | .468 | 7-24 | .292 | 7-12 | .583 | 7 | 22 | 29 | 29.0 | 20 | 14 | 11 | 2 | 7 | 72 | 72.0 | |
| at Furman | 11/28/2020 | 63-91 | L | 25-66 | .379 | 8-21 | .381 | 5-10 | .500 | 12 | 21 | 33 | 31.0 | 25 | 11 | 21 | 3 | 10 | 63 | 67.5 | |
| Eastern Ky. | 12/02/2020 | 78-95 | L | 22-63 | .349 | 7-24 | .292 | 27-32 | .844 | 11 | 23 | 34 | 32.0 | 18 | 14 | 15 | 1 | 5 | 78 | 71.0 | |
| Ga. Southern | 12/05/2020 | 69-72 | L | 25-52 | .481 | 10-19 | .526 | 9-17 | .529 | 7 | 24 | 31 | 31.8 | 22 | 18 | 17 | 7 | 9 | 69 | 70.5 | |
| Total | | 282 | | 101-243 | .416 | 32-88 | .364 | 48-71 | .676 | 37 | 90 | 127 | 31.8 | 85 | 57 | 64 | 13 | 31 | 282 | 70.5 | |
| Opponents | | 340 | | 117-233 | .502 | 31-91 | .341 | 75-110 | .682 | 46 | 118 | 164 | 41.0 | 76 | 67 | 72 | 14 | 35 | 340 | 85.0 | |

USC Upstate Averages

| Games Played | Points/game | FG Pct | 3FG Pct | FT Pct | Rebounds/game | Assists/game | Turnovers/game | Assist/Turnover ratio | Steals/game | Blocks/game |
|--------------|-------------|--------|---------|--------|---------------|--------------|----------------|-----------------------|-------------|-------------|
| 4 | 70.5 | 41.6 | 36.4 | 67.6 | 31.8 | 14.3 | 16.0 | 0.9 | 7.8 | 3.3 |



Brandon Martin

Forward
Jr., 6-5, 220
Miami, Fla.
(Cardinal Newman School)

0

| CAREER HIGHS | | | | SEASON HIGHS | | | | STORYLINES | | | |
|--------------|----|------------------------|--|--------------|---|----------------------|--|---|--|--|--|
| Points | 23 | VMI (12/29/19) | | Points | 4 | at Furman (11-28-20) | | Son of South Carolina head basketball coach Frank Martin. Started the final two games of the 2019-20 season against High Point and Winthrop. | | | |
| Rebounds | 8 | Twice | | Rebounds | 4 | at Furman (11-28-20) | | | | | |
| Assists | 2 | 3 Times | | Assists | 1 | at Furman (11-28-20) | | | | | |
| Blocks | 1 | 6 Times | | Blocks | | | | | | | |
| Steals | 4 | at NC State (12/22/18) | | Steals | 1 | twice | | | | | |
| FGM | 9 | VMI (12/29/19) | | FGM | 2 | at Furman (11-28-20) | | | | | |
| FGA | 11 | VMI (12/29/19) | | FGA | 3 | at Furman (11-28-20) | | | | | |
| 3FGM | 1 | Twice | | 3FGM | | | | | | | |
| 3FGA | 2 | at NC State (12/22/18) | | 3FGA | | | | | | | |
| FTM | 5 | VMI (12/29/19) | | FTM | | | | | | | |
| FTA | 6 | Twice | | FTA | 1 | at Furman (11-28-20) | | | | | |
| Minutes | 29 | Cal Poly (11/24/18) | | Minutes | 7 | SWU (11-25-20) | | | | | |

Game-By-Game

| Opponent | Date | GS | MIN | Total | | 3-Pointers | | Free throws | | Rebounds | | | | PF | A | T/O | BLK | STL | PTS | AVG |
|-------------------|------------|----|-------|--------|------|------------|------|-------------|------|----------|-----|-----|-----|----|---|-----|-----|-----|-----|-----|
| | | | | FG-FGA | PCT | 3FG-3FGA | PCT | FT-FTA | PCT | OFF | DEF | TOT | AVG | | | | | | | |
| Southern Wesleyan | 11/25/2020 | | 07:23 | 0-0 | .000 | 0-0 | .000 | 0-0 | .000 | 0 | 1 | 1 | 1.0 | 0 | 0 | 0 | 0 | 1 | 0 | 0.0 |
| at Furman | 11/28/2020 | | 09:00 | 2-3 | .667 | 0-0 | .000 | 0-1 | .000 | 2 | 2 | 4 | 2.5 | 0 | 1 | 1 | 0 | 1 | 4 | 2.0 |
| Eastern Ky. | 12/02/2020 | | 05:00 | 0-0 | .000 | 0-0 | .000 | 0-0 | .000 | 0 | 1 | 1 | 2.0 | 1 | 0 | 0 | 0 | 0 | 0 | 1.3 |
| Totals | | 0 | 21:23 | 2-3 | .667 | 0-0 | .000 | 0-1 | .000 | 2 | 4 | 6 | 2.0 | 1 | 1 | 1 | 0 | 2 | 4 | 1.3 |

Player Averages

| Games Played | Minutes/game | Points/game | FG Pct | 3FG Pct | FT Pct | Rebounds/game | Assists/game | Turnovers/game | Assist/Turnover ratio | Steals/game | Blocks/game |
|--------------|--------------|-------------|--------|---------|--------|---------------|--------------|----------------|-----------------------|-------------|-------------|
| 3 | 7.1 | 1.3 | 66.7 | 0.0 | 0.0 | 2.0 | 0.3 | 0.3 | 1.0 | 0.7 | 0.0 |

Career Statistics

| | | | | Field Goals | | 3-Point | | F-Throws | | Rebounds | | | | | | | | | | Scoring | |
|---------|------|-------|----------|-------------|------|---------|-------|----------|------|----------|-----|-----|-----|-------|-----|----|-----|-----|-----|---------|--|
| SEASON | TEAM | GP-GS | MIN/AVG | FG-FGA | FG% | 3FG-FGA | 3FG% | FT-FTA | FT% | OFF | DEF | TOT | AVG | PF-FO | AST | TO | BLK | STL | PTS | AVG | |
| 2018-19 | USCU | 30-0 | 422/14.1 | 68-132 | .515 | 1-8 | .125 | 30-44 | .682 | 36 | 40 | 76 | 2.5 | 31-0 | 12 | 26 | 10 | 17 | 167 | 5.6 | |
| 2019-20 | USCU | 24-2 | 322/13.4 | 55-114 | .482 | 1-1 | 1.000 | 21-39 | .538 | 25 | 31 | 56 | 2.3 | 31-1 | 8 | 30 | 5 | 4 | 132 | 5.5 | |
| 2020-21 | USCU | 3-0 | 21/7.1 | 2-3 | .667 | 0-0 | .000 | 0-1 | .000 | 2 | 4 | 6 | 2.0 | 1-0 | 1 | 1 | 0 | 2 | 4 | 1.3 | |
| TOTAL | | 57-2 | 766/13.4 | 125-249 | .502 | 2-9 | .222 | 51-84 | .607 | 63 | 75 | 138 | 2.4 | 63-1 | 21 | 57 | 15 | 23 | 303 | 5.3 | |



Dalvin White

Guard
Jr., 5-10, 170
Norcross, Ga.
(Norcross HS)

1

| CAREER HIGHS | | | | SEASON HIGHS | | | | STORYLINES | | | |
|--------------|----|----------------------|------------|--------------|-----|--------------|-----------|---|--|--|--|
| Points | 17 | at Hampton | (2/29/20) | Points | 11 | Ga. Southern | (12-5-20) | Leads the Big South in Assist/Turnover Ratio at 1.6 | | | |
| Rebounds | 7 | Campbell | (2/1/20) | Rebounds | 2 | twice | | | | | |
| Assists | 8 | Campbell | (2/1/20) | Assists | 6 | twice | | Ranked 2nd in the Big South in Assists per game with 4.0. | | | |
| Blocks | 1 | South Carolina State | (12/15/18) | Blocks | N/A | | | | | | |
| Steals | 4 | at Presbyterian | (1/30/20) | Steals | 2 | Ga. Southern | (12-5-20) | Currently ranks 118th nationally in assists per game. | | | |
| FGM | 6 | at Hampton | (2/29/20) | FGM | 4 | Twice | | | | | |
| FGA | 10 | 3 Times | | FGA | 9 | Ga. Southern | (12-5-20) | Ranks 91st nationally in total assists. | | | |
| 3FGM | 5 | at Hampton | (2/29/20) | 3FGM | 3 | Ga. Southern | (12-5-20) | | | | |
| 3FGA | 9 | at Hampton | (2/29/20) | 3FGA | 5 | Ga. Southern | (12-5-20) | | | | |
| FTM | 7 | High Point | (3/3/20) | FTM | 2 | EKU | (12-2-20) | | | | |
| FTA | 8 | High Point | (3/3/20) | FTA | 2 | Twice | | | | | |
| Minutes | 35 | 4 times | | Minutes | 31 | EKU | (12-2-20) | | | | |

Game-By-Game

| Opponent | Date | GS | MIN | Total | | 3-Pointers | | Free throws | | Rebounds | | | | PF | A | T/O | BLK | STL | PTS | AVG |
|-------------------|------------|----|--------|--------|------|------------|------|-------------|-------|----------|-----|-----|-----|----|----|-----|-----|-----|-----|------|
| | | | | FG-FGA | PCT | 3FG-3FGA | PCT | FT-FTA | PCT | OFF | DEF | TOT | AVG | | | | | | | |
| Southern Wesleyan | 11/25/2020 | * | 29:38 | 4-8 | .500 | 1-3 | .333 | 1-2 | .500 | 0 | 2 | 2 | 2.0 | 3 | 6 | 0 | 0 | 1 | 10 | 10.0 |
| at Furman | 11/28/2020 | * | 22:00 | 1-5 | .200 | 1-3 | .333 | 0-0 | .000 | 1 | 1 | 2 | 2.0 | 1 | 2 | 5 | 0 | 1 | 3 | 6.5 |
| Eastern Ky. | 12/02/2020 | * | 31:11 | 1-4 | .250 | 1-3 | .333 | 2-2 | 1.000 | 0 | 1 | 1 | 1.7 | 3 | 6 | 4 | 0 | 1 | 5 | 6.0 |
| Ga. Southern | 12/05/2020 | * | 26:06 | 4-9 | .444 | 3-5 | .600 | 0-0 | .000 | 0 | 0 | 0 | 1.3 | 2 | 5 | 3 | 0 | 2 | 11 | 7.3 |
| Totals | | 4 | 108:55 | 10-26 | .385 | 6-14 | .429 | 3-4 | .750 | 1 | 4 | 5 | 1.3 | 9 | 19 | 12 | 0 | 5 | 29 | 7.3 |

Player Averages

| Games Played | Minutes/ game | Points/ game | FG Pct | 3FG Pct | FT Pct | Rebounds/ game | Assists/ game | Turnovers/ game | Assist/Turnover ratio | Steals/ game | Blocks/ game |
|--------------|---------------|--------------|--------|---------|--------|----------------|---------------|-----------------|-----------------------|--------------|--------------|
| 4 | 27.2 | 7.3 | 38.5 | 42.9 | 75.0 | 1.3 | 4.8 | 3.0 | 1.6 | 1.3 | 0.0 |

Career Statistics

| | | | | Field Goals | | 3-Point | | F-Throws | | Rebounds | | | | | | | | | Scoring | |
|---------|------|-------|-----------|-------------|------|---------|------|----------|------|----------|-----|-----|-----|-------|-----|----|-----|-----|---------|-----|
| SEASON | TEAM | GP-GS | MIN/AVG | FG-FGA | FG% | 3FG-FGA | 3FG% | FT-FTA | FT% | OFF | DEF | TOT | AVG | PF-FO | AST | TO | BLK | STL | PTS | AVG |
| 2018-19 | USCU | 32-10 | 649/20.3 | 48-147 | .327 | 28-93 | .301 | 21-29 | .724 | 7 | 43 | 50 | 1.6 | 53-1 | 90 | 42 | 1 | 17 | 145 | 4.5 |
| 2019-20 | USCU | 29-22 | 761/26.2 | 63-167 | .377 | 32-96 | .333 | 31-46 | .674 | 4 | 44 | 48 | 1.7 | 59-0 | 106 | 36 | 0 | 28 | 189 | 6.5 |
| 2020-21 | USCU | 4-4 | 109/27.2 | 10-26 | .385 | 6-14 | .429 | 3-4 | .750 | 1 | 4 | 5 | 1.3 | 9-0 | 19 | 12 | 0 | 5 | 29 | 7.3 |
| TOTAL | | 65-36 | 1519/23.4 | 121-340 | .356 | 66-203 | .325 | 55-79 | .696 | 12 | 91 | 103 | 1.6 | 121-1 | 215 | 90 | 1 | 50 | 363 | 5.6 |



Cartier Jernigan

Guard
So., 6-1, 180
Charlotte, N.C.
(West Charlotte HS)

2

| CAREER HIGHS | | | | SEASON HIGHS | | | | STORYLINES | | | |
|--------------|----|----------------------------|--|--------------|----|----------------------|--|---|--|--|--|
| Points | 12 | at Furman (11-28-20) | | Points | 12 | at Furman (11-28-20) | | Set career highs in points (12), three-pointers made (4) and three-pointers attempted (6) against Furman on Saturday afternoon. | | | |
| Rebounds | 9 | Hampton (1/8/20) | | Rebounds | 1 | twice | | | | | |
| Assists | 8 | VMI (12/29/19) | | Assists | 2 | SWU (11-25-20) | | Led the team in points off the bench and tied for the team lead in total points against Furman. | | | |
| Blocks | 2 | Hampton (1/8/20) | | Blocks | | | | | | | |
| Steals | 6 | Truett-McConnell (11/8/19) | | Steals | 1 | twice | | | | | |
| FGM | 5 | Truett-McConnell (11/8/19) | | FGM | 4 | at Furman (11-28-20) | | | | | |
| FGA | 10 | Twice | | FGA | 9 | at Furman (11-28-20) | | | | | |
| 3FGM | 4 | at Furman (11-28-20) | | 3FGM | 4 | at Furman (11-28-20) | | | | | |
| 3FGA | 6 | at Furman (11-28-20) | | 3FGA | 6 | at Furman (11-28-20) | | | | | |
| FTM | 3 | Twice | | FTM | | | | | | | |
| FTA | 5 | Twice | | FTA | | | | | | | |
| Minutes | 32 | Twice | | Minutes | 14 | SWU (11-25-20) | | | | | |

Game-By-Game

| Opponent | Date | GS | | MIN | | Total | | 3-Pointers | | Free throws | | Rebounds | | | | PF | A | T/O | BLK | STL | PTS | AVG |
|-------------------|------------|----|--|-------|--|--------|------|------------|------|-------------|------|----------|-----|-----|-----|----|---|-----|-----|-----|-----|-----|
| | | | | | | FG-FGA | PCT | 3FG-3FGA | PCT | FT-FTA | PCT | OFF | DEF | TOT | AVG | | | | | | | |
| Southern Wesleyan | 11/25/2020 | | | 13:59 | | 0-4 | .000 | 0-1 | .000 | 0-0 | .000 | 0 | 1 | 1 | 1.0 | 4 | 2 | 0 | 0 | 1 | 0 | 0.0 |
| at Furman | 11/28/2020 | | | 09:00 | | 4-9 | .444 | 4-6 | .667 | 0-0 | .000 | 1 | 0 | 1 | 1.0 | 3 | 0 | 0 | 0 | 1 | 12 | 6.0 |
| Totals | | 0 | | 22:59 | | 4-13 | .308 | 4-7 | .571 | 0-0 | .000 | 1 | 1 | 2 | 1.0 | 7 | 2 | 0 | 0 | 2 | 12 | 6.0 |

Player Averages

| Games Played | Minutes/game | Points/game | FG Pct | 3FG Pct | FT Pct | Rebounds/game | Assists/game | Turnovers/game | Assist/Turnover ratio | Steals/game | Blocks/game |
|--------------|--------------|-------------|--------|---------|--------|---------------|--------------|----------------|-----------------------|-------------|-------------|
| 2 | 11.5 | 6.0 | 30.8 | 57.1 | 0.0 | 1.0 | 1.0 | 0.0 | 2.0 | 1.0 | 0.0 |

Career Statistics

| | | | | Field Goals | | 3-Point | | F-Throws | | Rebounds | | | | | | | | | | | Scoring | |
|---------|------|-------|----------|-------------|------|---------|------|----------|------|----------|-----|-----|-----|-------|-----|----|-----|-----|-----|-----|---------|--|
| SEASON | TEAM | GP-GS | MIN/AVG | FG-FGA | FG% | 3FG-FGA | 3FG% | FT-FTA | FT% | OFF | DEF | TOT | AVG | PF-FO | AST | TO | BLK | STL | PTS | AVG | | |
| 2019-20 | USCU | 29-11 | 510/17.6 | 46-140 | .329 | 16-62 | .258 | 18-31 | .581 | 10 | 71 | 81 | 2.8 | 57-2 | 66 | 45 | 6 | 27 | 126 | 4.3 | | |
| 2020-21 | USCU | 2-0 | 23/11.5 | 4-13 | .308 | 4-7 | .571 | 0-0 | .000 | 1 | 1 | 2 | 1.0 | 7-0 | 2 | 0 | 0 | 2 | 12 | 6.0 | | |
| TOTAL | | 31-11 | 533/17.2 | 50-153 | .327 | 20-69 | .290 | 18-31 | .581 | 11 | 72 | 83 | 2.7 | 64-2 | 68 | 45 | 6 | 29 | 138 | 4.5 | | |



Mysta Goodloe

Guard

So., 6-4, 195

Winston-Salem, N.C.

(R.J. Reynolds HS)

3

CAREER HIGHS

| | |
|----------|--------------------------------|
| Points | 8, Twice |
| Rebounds | 5, 3 Times |
| Assists | 2, 4 Times |
| Blocks | 1, Twice |
| Steals | 1, 4 times |
| FGM | 3, Twice |
| FGA | 7, at Virginia Tech (11/13/19) |
| 3FGM | 2, Ga. Southern (12-5-20) |
| 3FGA | 3, Twice |
| FTM | 6, ECU (12-2-20) |
| FTA | 7, ECU (12-2-20) |
| Minutes | 21, Ga. Southern (12-5-20) |

SEASON HIGHS

| | |
|----------|----------------------------|
| Points | 8, Twice |
| Rebounds | 5, Ga. Southern (12-5-20) |
| Assists | 2, Ga. Southern (12-5-20) |
| Blocks | 1, Ga. Southern (12-5-20) |
| Steals | 1, Ga. Southern (12-5-20) |
| FGM | 3, Ga. Southern (12-5-20) |
| FGA | 6, Ga. Southern (12-5-20) |
| 3FGM | 2, Ga. Southern (12-5-20) |
| 3FGA | 3, Ga. Southern (12-5-20) |
| FTM | 6, ECU (12-2-20) |
| FTA | 7, ECU (12-2-20) |
| Minutes | 21, Ga. Southern (12-5-20) |

STORYLINES

Set or tied a career high in 9 different statistical categories against Ga. Southern on Saturday night.

Also, set a career high in Free Throws made (6) and Free Throws attempted (7) against ECU.

Game-By-Game

| Opponent | Date | GS | MIN | Total | | 3-Pointers | | Free throws | | Rebounds | | | | | | | | | | |
|-------------------|------------|----------|--------------|-------------|-------------|------------|-------------|-------------|-------------|----------|----------|-----------|------------|-----------|----------|----------|----------|----------|-----------|------------|
| | | | | FG-FGA | PCT | 3FG-3FGA | PCT | FT-FTA | PCT | OFF | DEF | TOT | AVG | PF | A | T/O | BLK | STL | PTS | AVG |
| Southern Wesleyan | 11/25/2020 | | 14:56 | 2-3 | .667 | 0-1 | .000 | 1-2 | .500 | 1 | 3 | 4 | 4.0 | 2 | 1 | 0 | 0 | 0 | 5 | 5.0 |
| at Furman | 11/28/2020 | | 11:00 | 1-5 | .200 | 0-2 | .000 | 0-0 | .000 | 2 | 0 | 2 | 3.0 | 2 | 0 | 1 | 0 | 0 | 2 | 3.5 |
| Eastern Ky. | 12/02/2020 | | 13:09 | 1-3 | .333 | 0-0 | .000 | 6-7 | .857 | 0 | 2 | 2 | 2.7 | 3 | 0 | 0 | 0 | 0 | 8 | 5.0 |
| Ga. Southern | 12/05/2020 | | 20:52 | 3-6 | .500 | 2-3 | .667 | 0-0 | .000 | 1 | 4 | 5 | 3.3 | 4 | 2 | 1 | 1 | 1 | 8 | 5.8 |
| Totals | | 0 | 59:57 | 7-17 | .412 | 2-6 | .333 | 7-9 | .778 | 4 | 9 | 13 | 3.3 | 11 | 3 | 2 | 1 | 1 | 23 | 5.8 |

Player Averages

| Games Played | Minutes/game | Points/game | FG Pct | 3FG Pct | FT Pct | Rebounds/game | Assists/game | Turnovers/game | Assist/Turnover ratio | Steals/game | Blocks/game |
|--------------|--------------|-------------|--------|---------|--------|---------------|--------------|----------------|-----------------------|-------------|-------------|
| 4 | 15.0 | 5.8 | 41.2 | 33.3 | 77.8 | 3.3 | 0.8 | 0.5 | 1.5 | 0.3 | 0.3 |

Career Statistics

| | | | | Field Goals | | 3-Point | | F-Throws | | Rebounds | | | | | | | | | | Scoring | |
|---------|------|-------|---------|-------------|------|---------|------|----------|------|----------|-----|-----|-----|-------|-----|----|-----|-----|-----|---------|--|
| SEASON | TEAM | GP-GS | MIN/AVG | FG-FGA | FG% | 3FG-FGA | 3FG% | FT-FTA | FT% | OFF | DEF | TOT | AVG | PF-FO | AST | TO | BLK | STL | PTS | AVG | |
| 2019-20 | USCU | 24-1 | 200/8.4 | 15-55 | .273 | 4-24 | .167 | 7-15 | .467 | 14 | 33 | 47 | 2.0 | 16-0 | 12 | 19 | 1 | 3 | 41 | 1.7 | |
| 2020-21 | USCU | 4-0 | 60/15.0 | 7-17 | .412 | 2-6 | .333 | 7-9 | .778 | 4 | 9 | 13 | 3.3 | 11-0 | 3 | 2 | 1 | 1 | 23 | 5.8 | |
| TOTAL | | 28-1 | 260/9.3 | 22-72 | .306 | 6-30 | .200 | 14-24 | .583 | 18 | 42 | 60 | 2.1 | 27-0 | 15 | 21 | 2 | 4 | 64 | 2.3 | |



Khydarius Smith

Forward
So., 6-8, 210
Fort Mill, S.C.
(Nation Ford HS)

4

| CAREER HIGHS | | SEASON HIGHS | | STORYLINES |
|---|---------------------------------|--------------|----------------------------|------------|
| Points | 10, Ga. Southern (12-5-20) | Points | 10, Ga. Southern (12-5-20) | |
| Rebounds | 7, Twice | Rebounds | 7, EKU (12-2-20) | |
| Assists | 1, 3 times | Assists | 1, EKU (12-2-20) | |
| Blocks | 4, Ga. Southern (12-5-20) | Blocks | 4, Ga. Southern (12-5-20) | |
| Steals | 3, Truett-McConnell (11/8/19) | Steals | | |
| FGM | 5, Ga. Southern (12-5-20) | FGM | 5, Ga. Southern (12-5-20) | |
| FGA | 5, 3 Times | FGA | 5, Twice | |
| 3FGM | N/A | 3FGM | | |
| 3FGA | N/A | 3FGA | | |
| FTM | N/A | FTM | | |
| FTA | 2, 4 Times | FTA | 1, at Furman (11-28-20) | |
| Minutes | 21, Truett-McConnell (11/18/19) | Minutes | 19, Twice | |
| Set a career high in points scored (10) and blocked shots (4) against Ga. Southern. | | | | |
| Tied his career high in rebounds (7) against EKU. | | | | |
| Leads the Big South in Blocks this season with 8. | | | | |
| Ranks 44th nationally in total blocks (8) | | | | |

Game-By-Game

| Opponent | Date | GS | MIN | Total | | 3-Pointers | | Free throws | | Rebounds | | | | | | | | | | | |
|-------------------|------------|----|-------|--------|-------|------------|------|-------------|------|----------|-----|-----|-----|----|---|-----|-----|-----|-----|-----|--|
| | | | | FG-FGA | PCT | 3FG-3FGA | PCT | FT-FTA | PCT | OFF | DEF | TOT | AVG | PF | A | T/O | BLK | STL | PTS | AVG | |
| Southern Wesleyan | 11/25/2020 | * | 17:01 | 3-3 | 1.000 | 0-0 | .000 | 0-0 | .000 | 1 | 3 | 4 | 4.0 | 0 | 0 | 1 | 2 | 0 | 6 | 6.0 | |
| at Furman | 11/28/2020 | | 19:00 | 4-4 | 1.000 | 0-0 | .000 | 0-1 | .000 | 1 | 2 | 3 | 3.5 | 2 | 0 | 1 | 1 | 0 | 8 | 7.0 | |
| Eastern Ky. | 12/02/2020 | | 16:48 | 3-5 | .600 | 0-0 | .000 | 0-0 | .000 | 3 | 4 | 7 | 4.7 | 1 | 1 | 0 | 1 | 0 | 6 | 6.7 | |
| Ga. Southern | 12/05/2020 | | 18:56 | 5-5 | 1.000 | 0-0 | .000 | 0-0 | .000 | 1 | 5 | 6 | 5.0 | 1 | 0 | 1 | 4 | 0 | 10 | 7.5 | |
| Totals | | 1 | 71:45 | 15-17 | .882 | 0-0 | .000 | 0-1 | .000 | 6 | 14 | 20 | 5.0 | 4 | 1 | 3 | 8 | 0 | 30 | 7.5 | |

Player Averages

| Games Played | Minutes/ game | Points/ game | FG Pct | 3FG Pct | FT Pct | Rebounds/ game | Assists/ game | Turnovers/ game | Assist/Turnover ratio | Steals/ game | Blocks/ game |
|--------------|---------------|--------------|--------|---------|--------|----------------|---------------|-----------------|-----------------------|--------------|--------------|
| 4 | 17.9 | 7.5 | 88.2 | 0.0 | 0.0 | 5.0 | 0.3 | 0.8 | 0.3 | 0.0 | 2.0 |

Career Statistics

| | | | | Field Goals | | 3-Point | | F-Throws | | Rebounds | | | | | | | | | Scoring | |
|---------|------|-------|---------|-------------|------|---------|------|----------|------|----------|-----|-----|-----|-------|-----|----|-----|-----|---------|-----|
| SEASON | TEAM | GP-GS | MIN/AVG | FG-FGA | FG% | 3FG-FGA | 3FG% | FT-FTA | FT% | OFF | DEF | TOT | AVG | PF-FO | AST | TO | BLK | STL | PTS | AVG |
| 2019-20 | USCU | 24-0 | 185/7.7 | 24-35 | .686 | 0-0 | .000 | 0-10 | .000 | 10 | 36 | 46 | 1.9 | 22-0 | 2 | 7 | 6 | 8 | 48 | 2.0 |
| 2020-21 | USCU | 4-1 | 72/17.9 | 15-17 | .882 | 0-0 | .000 | 0-1 | .000 | 6 | 14 | 20 | 5.0 | 4-0 | 1 | 3 | 8 | 0 | 30 | 7.5 |
| TOTAL | | 28-1 | 256/9.2 | 39-52 | .750 | 0-0 | .000 | 0-11 | .000 | 16 | 50 | 66 | 2.4 | 26-0 | 3 | 10 | 14 | 8 | 78 | 2.8 |



Bryson Mozone

Guard/Forward
Jr., 6-6, 200
North Augusta, S.C.
(North Augusta HS)

5

| CAREER HIGHS | | | | SEASON HIGHS | | | | STORYLINES | | | |
|--------------|-----------------------------------|------------|--|--------------|--|----------------------------|--|--|--|--|--|
| Points | | 22, Twice | | Points | | 17, SWU (11-25-20) | | Ranks 5th in the Big South in Scoring (13.0 ppg). | | | |
| Rebounds | 14, Charleston Southern (2/10/20) | | | Rebounds | | 6, Twice | | | | | |
| Assists | | 3, 4 Times | | Assists | | 3, ECU (12-2-20) | | Ranks 2nd in the Big South in 3pt FG% (.375) and in 3pt FG per game (3.0). | | | |
| Blocks | | 1, 8 Times | | Blocks | | | | | | | |
| Steals | 3, Truett-McConnell (12/19/18) | | | Steals | | 2, Ga. Southern (12-5-20) | | Led the team in scoring against Southern Wesleyan with 17 points. | | | |
| FGM | 8, at Furman (12/8/19) | | | FGM | | 7, SWU (11-25-20) | | | | | |
| FGA | | 15, twice | | FGA | | 15, SWU (11-25-20) | | Tied his career high in field goal attempts with 15 in the season opener against South- ern Wesleyan. | | | |
| 3FGM | | 6, Twice | | 3FGM | | 3, Twice | | | | | |
| 3FGA | 12, at N.C. Central (11/11/19) | | | 3FGA | | 9, SWU (11-25-20) | | | | | |
| FTM | 4, Youngstown St (11/23/19) | | | FTM | | 3, Ga. Southern (12-5-20) | | | | | |
| FTA | | 6, Twice | | FTA | | 5, Ga. Southern (12-5-20) | | | | | |
| Minutes | 39 at Furman (12/8/19) | | | Minutes | | 37, Ga. Southern (12-5-20) | | | | | |

Game-By-Game

| Opponent | Date | GS | MIN | Total | | 3-Pointers | | Free throws | | Rebounds | | | | | | | | | | | |
|-------------------|------------|----|--------|--------|------|------------|------|-------------|------|----------|-----|-----|-----|----|---|-----|-----|-----|-----|------|--|
| | | | | FG-FGA | PCT | 3FG-3FGA | PCT | FT-FTA | PCT | OFF | DEF | TOT | AVG | PF | A | T/O | BLK | STL | PTS | AVG | |
| Southern Wesleyan | 11/25/2020 | * | 35:24 | 7-15 | .467 | 3-9 | .333 | 0-0 | .000 | 0 | 1 | 1 | 1.0 | 1 | 2 | 5 | 0 | 0 | 17 | 17.0 | |
| at Furman | 11/28/2020 | * | 29:00 | 3-10 | .300 | 3-7 | .429 | 0-0 | .000 | 2 | 4 | 6 | 3.5 | 2 | 0 | 0 | 0 | 0 | 9 | 13.0 | |
| Eastern Ky. | 12/02/2020 | * | 25:21 | 3-9 | .333 | 2-7 | .286 | 2-3 | .667 | 1 | 5 | 6 | 4.3 | 1 | 3 | 1 | 0 | 1 | 10 | 12.0 | |
| Ga. Southern | 12/05/2020 | * | 37:07 | 4-7 | .571 | 2-4 | .500 | 3-5 | .600 | 0 | 4 | 4 | 4.3 | 2 | 0 | 1 | 0 | 2 | 13 | 12.3 | |
| Totals | | 4 | 126:52 | 17-41 | .415 | 10-27 | .370 | 5-8 | .625 | 3 | 14 | 17 | 4.3 | 6 | 5 | 7 | 0 | 3 | 49 | 12.3 | |

Player Averages

| Games Played | Minutes/game | Points/game | FG Pct | 3FG Pct | FT Pct | Rebounds/game | Assists/game | Turnovers/game | Assist/Turnover ratio | Steals/game | Blocks/game |
|--------------|--------------|-------------|--------|---------|--------|---------------|--------------|----------------|-----------------------|-------------|-------------|
| 4 | 31.7 | 12.3 | 41.5 | 37.0 | 62.5 | 4.3 | 1.3 | 1.8 | 0.7 | 0.8 | 0.0 |

Career Statistics

| | | | | Field Goals | | 3-Point | | F-Throws | | Rebounds | | | | | | | | | | Scoring | |
|---------|------|-------|-----------|-------------|------|---------|------|----------|------|----------|-----|-----|-----|-------|-----|----|-----|-----|-----|---------|--|
| SEASON | TEAM | GP-GS | MIN/AVG | FG-FGA | FG% | 3FG-FGA | 3FG% | FT-FTA | FT% | OFF | DEF | TOT | AVG | PF-FO | AST | TO | BLK | STL | PTS | AVG | |
| 2018-19 | USCU | 20-3 | 311/15.6 | 35-93 | .376 | 26-70 | .371 | 6-9 | .667 | 10 | 48 | 58 | 2.9 | 44-1 | 12 | 20 | 6 | 9 | 102 | 5.1 | |
| 2019-20 | USCU | 33-4 | 804/24.4 | 99-245 | .404 | 62-160 | .388 | 29-43 | .674 | 29 | 110 | 139 | 4.2 | 77-0 | 20 | 35 | 7 | 15 | 289 | 8.8 | |
| 2020-21 | USCU | 4-4 | 127/31.7 | 17-41 | .415 | 10-27 | .370 | 5-8 | .625 | 3 | 14 | 17 | 4.3 | 6-0 | 5 | 7 | 0 | 3 | 49 | 12.3 | |
| TOTAL | | 57-11 | 1243/21.8 | 151-379 | .398 | 98-257 | .381 | 40-60 | .667 | 42 | 172 | 214 | 3.8 | 127-1 | 37 | 62 | 13 | 27 | 440 | 7.7 | |



Tommy Bruner

Guard
So., 6-1, 175
Columbia, S.C.
(Gray Collegiate Academy)

10

| CAREER HIGHS | | | SEASON HIGHS | | | STORYLINES | | |
|--------------|-------------------------------|--|--------------|---------------------------|--|--|--|--|
| Points | 30, Campbell (2/1/20) | | Points | 19, EKU (12-2-20) | | Ties his career high in assists with 9 against Ga. Southern. | | |
| Rebounds | 5, Twice | | Rebounds | 2, Twice | | | | |
| Assists | 9, 3 Times | | Assists | 9, Ga. Southern (12-5-20) | | Scored a season high 19 points coming off the bench against EKU. | | |
| Blocks | 1, at High Point (2/15/20) | | Blocks | | | | | |
| Steals | 4, Hampton (1/8/20) | | Steals | 2, Twice | | 2020 Preseason Big South Second Team Selection. 2019-20 Freshman All-American. | | |
| FGM | 12, at Presbyterian (1/30/20) | | FGM | 4, EKU (12-2-20) | | | | |
| FGA | 20, Campbell (2/1/20) | | FGA | 14, EKU (12-2-20) | | Set the Upstate Freshman record for scoring in the Division I era (461). | | |
| 3FGM | 4, Twice | | 3FGM | 2, Ga. Southern (12-5-20) | | | | |
| 3FGA | 10, Longwood (2/20/20) | | 3FGA | 4, Twice | | | | |
| FTM | 11, Radford (1/16/20) | | FTM | 10, EKU (12-2-20) | | | | |
| FTA | 12, Twice | | FTA | 12, EKU (12-2-20) | | | | |
| Minutes | 37, High Point (1/20/20) | | Minutes | 28, Twice | | | | |

Game-By-Game

| Opponent | Date | GS | MIN | Total | | 3-Pointers | | Free throws | | Rebounds | | | | PF | A | T/O | BLK | STL | PTS | AVG |
|--------------|------------|----|-------|--------|------|------------|------|-------------|-------|----------|-----|-----|-----|----|----|-----|-----|-----|-----|------|
| | | | | FG-FGA | PCT | 3FG-3FGA | PCT | FT-FTA | PCT | OFF | DEF | TOT | AVG | | | | | | | |
| at Furman | 11/28/2020 | | 28:00 | 3-11 | .273 | 0-2 | .000 | 3-3 | 1.000 | 0 | 0 | 0 | 0.0 | 4 | 4 | 4 | 0 | 2 | 9 | 9.0 |
| Eastern Ky. | 12/02/2020 | | 26:30 | 4-14 | .286 | 1-4 | .250 | 10-12 | .833 | 0 | 2 | 2 | 1.0 | 4 | 3 | 5 | 0 | 0 | 19 | 14.0 |
| Ga. Southern | 12/05/2020 | | 27:47 | 3-8 | .375 | 2-4 | .500 | 1-3 | .333 | 0 | 2 | 2 | 1.3 | 2 | 9 | 8 | 0 | 2 | 9 | 12.3 |
| Totals | | 0 | 82:17 | 10-33 | .303 | 3-10 | .300 | 14-18 | .778 | 0 | 4 | 4 | 1.3 | 10 | 16 | 17 | 0 | 4 | 37 | 12.3 |

Player Averages

| Games Played | Minutes/game | Points/game | FG Pct | 3FG Pct | FT Pct | Rebounds/game | Assists/game | Turnovers/game | Assist/Turnover ratio | Steals/game | Blocks/game |
|--------------|--------------|-------------|--------|---------|--------|---------------|--------------|----------------|-----------------------|-------------|-------------|
| 3 | 27.4 | 12.3 | 30.3 | 30.0 | 77.8 | 1.3 | 5.3 | 5.7 | 0.9 | 1.3 | 0.0 |

Career Statistics

| SEASON | TEAM | GP-GS | MIN/AVG | Field Goals | | 3-Point | | F-Throws | | Rebounds | | | | Scoring | | | | | | |
|---------|------|-------|-----------|-------------|------|---------|------|----------|------|----------|-----|-----|-----|---------|-----|----|-----|-----|-----|------|
| | | | | FG-FGA | FG% | 3FG-FGA | 3FG% | FT-FTA | FT% | OFF | DEF | TOT | AVG | PF-FO | AST | TO | BLK | STL | PTS | AVG |
| 2019-20 | USCU | 33-32 | 979/29.7 | 158-383 | .413 | 56-166 | .337 | 89-111 | .802 | 12 | 57 | 69 | 2.1 | 67-0 | 76 | 81 | 1 | 30 | 461 | 14.0 |
| 2020-21 | USCU | 3-0 | 82/27.4 | 10-33 | .303 | 3-10 | .300 | 14-18 | .778 | 0 | 4 | 4 | 1.3 | 10-0 | 16 | 17 | 0 | 4 | 37 | 12.3 |
| TOTAL | | 36-32 | 1061/29.5 | 168-416 | .404 | 59-176 | .335 | 103-129 | .798 | 12 | 61 | 73 | 2.0 | 77-0 | 92 | 98 | 1 | 34 | 498 | 13.8 |



Everette Hammond

Guard
Jr., 6-3, 185
Silver Spring, Md.
(St. Thomas More School)

12

| CAREER HIGHS | | | | SEASON HIGHS | | | | STORYLINES | | | |
|--------------|----|---------------------|------------|--------------|----|--------------|------------|---|--|--|--|
| Points | 31 | VMI | (12/29/19) | Points | 13 | Twice | | Leads the Big South in steals with 6 on the season. | | | |
| Rebounds | 10 | at Longwood | (1/4/20) | Rebounds | 7 | EKU | (12-2-20) | | | | |
| Assists | 9 | Charleston Southern | (2/10/20) | Assists | 4 | at Furman | (11-28-20) | Ranks 34th Nationally in steals per game (3.0). | | | |
| Blocks | 1 | 8 Times | | Blocks | | | | | | | |
| Steals | 4 | Twice | | Steals | 3 | Twice | | 2020 Preseason Big South Second Team Selection. | | | |
| FGM | 11 | Twice | | FGM | 6 | SWU | (11-25-20) | | | | |
| FGA | 20 | VMI | (12/29/19) | FGA | 15 | EKU | (12-2-20) | Closing in 1,000 career points. | | | |
| 3FGM | 5 | VMI | (12/29/19) | 3FGM | 2 | EKU | (12-2-20) | | | | |
| 3FGA | 9 | VMI | (12/29/19) | 3FGA | 8 | EKU | (12-2-20) | | | | |
| FTM | 12 | Gardner-Webb | (2/8/20) | FTM | 5 | EKU | (12-2-20) | | | | |
| FTA | 13 | Gardner-Webb | (2/8/20) | FTA | 8 | Ga. Southern | (12-5-20) | | | | |
| Minutes | 40 | at Furman | (12/8/19) | Minutes | 32 | EKU | (12-2-20) | | | | |

Game-By-Game

| Opponent | Date | GS | MIN | Total | | 3-Pointers | | Free throws | | Rebounds | | | | | | | | | | | |
|-------------------|------------|----|--------|--------|------|------------|------|-------------|------|----------|-----|-----|-----|----|---|-----|-----|-----|-----|------|--|
| | | | | FG-FGA | PCT | 3FG-3FGA | PCT | FT-FTA | PCT | OFF | DEF | TOT | AVG | PF | A | T/O | BLK | STL | PTS | AVG | |
| Southern Wesleyan | 11/25/2020 | * | 27:17 | 6-14 | .429 | 1-4 | .250 | 0-2 | .000 | 0 | 3 | 3 | 3.0 | 1 | 2 | 1 | 0 | 3 | 13 | 13.0 | |
| at Furman | 11/28/2020 | * | 27:00 | 2-10 | .200 | 0-1 | .000 | 0-2 | .000 | 1 | 2 | 3 | 3.0 | 3 | 4 | 5 | 0 | 3 | 4 | 8.5 | |
| Eastern Ky. | 12/02/2020 | * | 32:15 | 3-15 | .200 | 2-8 | .250 | 5-6 | .833 | 3 | 4 | 7 | 4.3 | 1 | 1 | 2 | 0 | 2 | 13 | 10.0 | |
| Ga. Southern | 12/05/2020 | * | 31:24 | 3-12 | .250 | 1-3 | .333 | 4-8 | .500 | 0 | 1 | 1 | 3.5 | 3 | 1 | 1 | 0 | 1 | 11 | 10.3 | |
| Totals | | 4 | 117:56 | 14-51 | .275 | 4-16 | .250 | 9-18 | .500 | 4 | 10 | 14 | 3.5 | 8 | 8 | 9 | 0 | 9 | 41 | 10.3 | |

Player Averages

| Games Played | Minutes/game | Points/game | FG Pct | 3FG Pct | FT Pct | Rebounds/game | Assists/game | Turnovers/game | Assist/Turnover ratio | Steals/game | Blocks/game |
|--------------|--------------|-------------|--------|---------|--------|---------------|--------------|----------------|-----------------------|-------------|-------------|
| 4 | 29.5 | 10.3 | 27.5 | 25.0 | 50.0 | 3.5 | 2.0 | 2.3 | 0.9 | 2.3 | 0.0 |

Career Statistics

| | | | | Field Goals | | 3-Point | | F-Throws | | Rebounds | | | | | | | | | | Scoring | |
|---------|------|-------|-----------|-------------|------|---------|------|----------|------|----------|-----|-----|-----|-------|-----|-----|-----|-----|-----|---------|--|
| SEASON | TEAM | GP-GS | MIN/AVG | FG-FGA | FG% | 3FG-FGA | 3FG% | FT-FTA | FT% | OFF | DEF | TOT | AVG | PF-FO | AST | TO | BLK | STL | PTS | AVG | |
| 2018-19 | USCU | 32-11 | 603/18.8 | 81-217 | .373 | 33-84 | .393 | 37-49 | .755 | 12 | 62 | 74 | 2.3 | 53-0 | 57 | 36 | 2 | 22 | 232 | 7.3 | |
| 2019-20 | USCU | 33-30 | 1058/32.1 | 156-396 | .394 | 38-130 | .292 | 128-154 | .831 | 24 | 123 | 147 | 4.5 | 76-0 | 78 | 68 | 7 | 39 | 478 | 14.5 | |
| 2020-21 | USCU | 4-4 | 118/29.5 | 14-51 | .275 | 4-16 | .250 | 9-18 | .500 | 4 | 10 | 14 | 3.5 | 8-0 | 8 | 9 | 0 | 9 | 41 | 10.3 | |
| TOTAL | | 69-45 | 1779/25.8 | 251-664 | .378 | 75-230 | .326 | 174-221 | .787 | 40 | 195 | 235 | 3.4 | 137-0 | 143 | 113 | 9 | 70 | 751 | 10.9 | |



Quentin Hodge

Guard
Fr., 6-5, 180
Sumter, S.C.
(Lakewood HS)

13

| CAREER HIGHS | | | | SEASON HIGHS | | | | STORYLINES | | | |
|--------------|--|----|----------------|--------------|--|----|----------------|---|--|--|--|
| Points | | 10 | SWU (11-25-20) | Points | | 10 | SWU (11-25-20) | Came off the bench to score 10 points in his first collegiate game against Southern Wesleyan. | | | |
| Rebounds | | 3 | SWU (11-25-20) | Rebounds | | 3 | SWU (11-25-20) | | | | |
| Assists | | | | Assists | | | | | | | |
| Blocks | | | | Blocks | | | | | | | |
| Steals | | | | Steals | | | | | | | |
| FGM | | 3 | SWU (11-25-20) | FGM | | 3 | SWU (11-25-20) | | | | |
| FGA | | 7 | SWU (11-25-20) | FGA | | 7 | SWU (11-25-20) | | | | |
| 3FGM | | 2 | SWU (11-25-20) | 3FGM | | 2 | SWU (11-25-20) | | | | |
| 3FGA | | 6 | SWU (11-25-20) | 3FGA | | 6 | SWU (11-25-20) | | | | |
| FTM | | 2 | SWU (11-25-20) | FTM | | 2 | SWU (11-25-20) | | | | |
| FTA | | 2 | SWU (11-25-20) | FTA | | 2 | SWU (11-25-20) | | | | |
| Minutes | | 13 | SWU (11-25-20) | Minutes | | 13 | SWU | | | | |

Game-By-Game

| Opponent | Date | GS | MIN | Total | | 3-Pointers | | Free throws | | Rebounds | | | | PF | A | T/O | BLK | STL | PTS | AVG |
|-------------------|------------|----|-------|--------|------|------------|------|-------------|-------|----------|-----|-----|-----|----|---|-----|-----|-----|-----|------|
| | | | | FG-FGA | PCT | 3FG-3FGA | PCT | FT-FTA | PCT | OFF | DEF | TOT | AVG | | | | | | | |
| Southern Wesleyan | 11/25/2020 | | 13:29 | 3-7 | .429 | 2-6 | .333 | 2-2 | 1.000 | 1 | 2 | 3 | 3.0 | 5 | 0 | 1 | 0 | 0 | 10 | 10.0 |
| at Furman | 11/28/2020 | | 02:00 | 0-0 | .000 | 0-0 | .000 | 0-0 | .000 | 0 | 0 | 0 | 1.5 | 0 | 0 | 0 | 0 | 0 | 0 | 5.0 |
| Eastern Ky. | 12/02/2020 | | 07:26 | 0-1 | .000 | 0-0 | .000 | 0-0 | .000 | 0 | 0 | 0 | 1.0 | 0 | 0 | 0 | 0 | 0 | 0 | 3.3 |
| Totals | | 0 | 22:55 | 3-8 | .375 | 2-6 | .333 | 2-2 | 1.000 | 1 | 2 | 3 | 1.0 | 5 | 0 | 1 | 0 | 0 | 10 | 3.3 |

Player Averages

| Games Played | Minutes/ game | Points/ game | FG Pct | 3FG Pct | FT Pct | Rebounds/ game | Assists/ game | Turnovers/ game | Assist/Turnover ratio | Steals/ game | Blocks/ game |
|--------------|---------------|--------------|--------|---------|--------|----------------|---------------|-----------------|-----------------------|--------------|--------------|
| 3 | 7.6 | 3.3 | 37.5 | 33.3 | 100.0 | 1.0 | 0.0 | 0.3 | 0.0 | 0.0 | 0.0 |

Career Statistics

| | | | | Field Goals | | 3-Point | | F-Throws | | Rebounds | | | | | | | | | | | Scoring | |
|---------|------|-------|---------|-------------|------|---------|------|----------|-------|----------|-----|-----|-----|-------|-----|----|-----|-----|-----|-----|---------|--|
| SEASON | TEAM | GP-GS | MIN/AVG | FG-FGA | FG% | 3FG-FGA | 3FG% | FT-FTA | FT% | OFF | DEF | TOT | AVG | PF-FO | AST | TO | BLK | STL | PTS | AVG | | |
| 2020-21 | USCU | 3-0 | 23/7.6 | 3-8 | .375 | 2-6 | .333 | 2-2 | 1.000 | 1 | 2 | 3 | 1.0 | 5-1 | 0 | 1 | 0 | 0 | 10 | 3.3 | | |
| TOTAL | | 3-0 | 23/7.6 | 3-8 | .375 | 2-6 | .333 | 2-2 | 1.000 | 1 | 2 | 3 | 1.0 | 5-1 | 0 | 1 | 0 | 0 | 10 | 3.3 | | |



Khavon Moore

Forward
R-So., 6-8, 220
Macon, Ga.
(Clemson)

21

| CAREER HIGHS | | | SEASON HIGHS | | | STORYLINES | | |
|--------------|-----------------------------|--|--------------|--|--|-----------------------|--|--|
| Points | 10, at Minnesota (12/2/19) | | Points | | | Transfer from Clemson | | |
| Rebounds | 7, Detroit Mercy (11/17/19) | | Rebounds | | | | | |
| Assists | 3, Alabama A&M (11/21/19) | | Assists | | | | | |
| Blocks | 1, 3 Times | | Blocks | | | | | |
| Steals | 2, 4 Times | | Steals | | | | | |
| FGM | 5, at Minnesota (12/2/19) | | FGM | | | | | |
| FGA | 9, at Minnesota (12/2/19) | | FGA | | | | | |
| 3FGM | 1, 3 Times | | 3FGM | | | | | |
| 3FGA | 2, Twice | | 3FGA | | | | | |
| FTM | 3, Yale (12/22/19) | | FTM | | | | | |
| FTA | 4, Yale (12/22/19) | | FTA | | | | | |
| Minutes | 23, at Minnesota (12/2/19) | | Minutes | | | | | |

Game-By-Game

Career Statistics

| SEASON | TEAM | GP-GS | MIN/AVG | FG-FGA | FG% | 3FG-FGA | 3FG% | FT-FTA | FT% | OFF | DEF | TOT | AVG | PF-FO | AST | TO | BLK | STL | PTS | AVG |
|----------------|------|-------|---------|--------|------|---------|------|--------|------|-----|-----|-----|-----|-------|-----|----|-----|-----|-----|-----|
| 2018-19 | TTU | 1-0 | 2/2.0 | 0-0 | .000 | 0-0 | .000 | 0-0 | .000 | 0 | 0 | 0 | 0.0 | 0-0 | 0 | 0 | 0 | 0 | 0 | 0.0 |
| 2019-20 | Clem | 28-4 | 253/9.1 | 22-59 | .373 | 3-11 | .273 | 4-7 | .571 | 18 | 30 | 48 | 1.7 | 30-0 | 15 | 17 | 3 | 16 | 51 | 1.8 |
| TOTAL FOR USCU | | 0-0 | 0/0.0 | 0-0 | .000 | 0-0 | .000 | 0-0 | .000 | 0 | 0 | 0 | 0.0 | 0-0 | 0 | 0 | 0 | 0 | 0 | 0.0 |
| TOTAL | | 29-4 | 255/8.8 | 22-59 | .373 | 3-11 | .273 | 4-7 | .571 | 18 | 30 | 48 | 1.7 | 30-0 | 15 | 17 | 3 | 16 | 51 | 1.8 |



Thomas Sheida

Guard

R-Fr., 6-1, 185

Bundaberg, Australia

(Cardinal Newman School)

22

| CAREER HIGHS | | | | | | | | | | SEASON HIGHS | | | | | | | | | | STORYLINES | | | | | | | | | |
|-------------------|--|--|--|--|--|--|--|--|--|-------------------|--|--|--|--|--|--|--|--|--|---|--|--|--|--|--|--|--|--|--|
| Points | | | | | | | | | | Points | | | | | | | | | | Saw the first action of his career in the final minute of the Southern Wesleyan game. | | | | | | | | | |
| Rebounds | | | | | | | | | | Rebounds | | | | | | | | | | | | | | | | | | | |
| Assists | | | | | | | | | | Assists | | | | | | | | | | | | | | | | | | | |
| Blocks | | | | | | | | | | Blocks | | | | | | | | | | | | | | | | | | | |
| Steals | | | | | | | | | | Steals | | | | | | | | | | | | | | | | | | | |
| FGM | | | | | | | | | | FGM | | | | | | | | | | | | | | | | | | | |
| FGA | | | | | | | | | | FGA | | | | | | | | | | | | | | | | | | | |
| 3FGM | | | | | | | | | | 3FGM | | | | | | | | | | | | | | | | | | | |
| 3FGA | | | | | | | | | | 3FGA | | | | | | | | | | | | | | | | | | | |
| FTM | | | | | | | | | | FTM | | | | | | | | | | | | | | | | | | | |
| FTA | | | | | | | | | | FTA | | | | | | | | | | | | | | | | | | | |
| Minutes | | | | | | | | | | Minutes | | | | | | | | | | | | | | | | | | | |
| 1, SWU (11-25-20) | | | | | | | | | | 1, SWU (11-25-20) | | | | | | | | | | | | | | | | | | | |

Game-By-Game

| Opponent | Date | GS | | MIN | | Total | | 3-Pointers | | Free throws | | Rebounds | | | | PF | A | T/O | BLK | STL | PTS | AVG |
|-------------------|------------|----|--|-------|--|--------|------|------------|------|-------------|------|----------|-----|-----|-----|----|---|-----|-----|-----|-----|-----|
| | | | | | | FG-FGA | PCT | 3FG-3FGA | PCT | FT-FTA | PCT | OFF | DEF | TOT | AVG | | | | | | | |
| Southern Wesleyan | 11/25/2020 | | | 00:13 | | 0-0 | .000 | 0-0 | .000 | 0-0 | .000 | 0 | 0 | 0 | 0.0 | 0 | 0 | 0 | 0 | 0 | 0 | 0.0 |
| Totals | | 0 | | 00:13 | | 0-0 | .000 | 0-0 | .000 | 0-0 | .000 | 0 | 0 | 0 | 0.0 | 0 | 0 | 0 | 0 | 0 | 0 | 0.0 |

Player Averages

| Games Played | Minutes/ game | Points/ game | FG Pct | 3FG Pct | FT Pct | Rebounds/ game | Assists/ game | Turnovers/ game | Assist/Turnover ratio | Steals/ game | Blocks/ game |
|--------------|---------------|--------------|--------|---------|--------|----------------|---------------|-----------------|-----------------------|--------------|--------------|
| 1 | 0.2 | 0.0 | 0.0 | 0.0 | 0.0 | 0.0 | 0.0 | 0.0 | 0.0 | 0.0 | 0.0 |

Career Statistics

| | | | | Field Goals | | 3-Point | | F-Throws | | Rebounds | | | | | | | | | | Scoring | |
|---------|------|-------|---------|-------------|------|---------|------|----------|------|----------|-----|-----|-----|-------|-----|----|-----|-----|---|---------|-----|
| SEASON | TEAM | GP-GS | MIN/AVG | FG-FGA | FG% | 3FG-FGA | 3FG% | FT-FTA | FT% | OFF | DEF | TOT | AVG | PF-FO | AST | TO | BLK | STL | | PTS | AVG |
| 2020-21 | USCU | 1-0 | 0/0.2 | 0-0 | .000 | 0-0 | .000 | 0-0 | .000 | 0 | 0 | 0 | 0.0 | 0-0 | 0 | 0 | 0 | 0 | 0 | 0 | 0.0 |
| TOTAL | | 1-0 | 0/0.2 | 0-0 | .000 | 0-0 | .000 | 0-0 | .000 | 0 | 0 | 0 | 0.0 | 0-0 | 0 | 0 | 0 | 0 | 0 | 0 | 0.0 |



Dave Dickerson III

Guard/Forward
R-Fr., 6-4, 205
Inman, S.C.
(Dorman HS)

23

| CAREER HIGHS | SEASON HIGHS | STORYLINES |
|--|--|------------|
| Points Rebounds Assists Blocks Steals FGM FGA 3FGM 3FGA FTM FTA Minutes | Points Rebounds Assists Blocks Steals FGM FGA 3FGM 3FGA FTM FTA Minutes | |

Game-By-Game

Career Statistics



Jatayveous Watson

Forward
So., 6-8, 220
Newnan, Ga.
(Newnan HS)

25

| CAREER HIGHS | | | | | SEASON HIGHS | | | | | STORYLINES | | | | |
|--------------|----|------------------------|-----------|--|--------------|----|--------------|-----------|--|--|--|--|--|--|
| Points | 11 | at Gardner-Webb | (1/18/20) | | Points | 4 | EKU | (12-2-20) | | Tied his career high in blocked shots with 2 against Ga. Southern on Saturday night. | | | | |
| Rebounds | 6 | at Gardner-Webb | (1/18/20) | | Rebounds | 4 | Ga. Southern | (12-5-20) | | | | | | |
| Assists | 2 | Twice | | | Assists | | | | | Saw his first action of the season at the end of the EKU game. | | | | |
| Blocks | 2 | 3 Times | | | Blocks | 2 | Ga. Southern | (12-5-20) | | | | | | |
| Steals | 2 | at Charleston Southern | (1/2/20) | | Steals | 1 | Ga. Southern | (12-5-20) | | | | | | |
| FGM | 5 | at Gardner-Webb | (1/18/20) | | FGM | 2 | EKU | (12-2-20) | | | | | | |
| FGA | 7 | at Gardner-Webb | (1/18/20) | | FGA | 3 | EKU | (12-2-20) | | | | | | |
| 3FGM | | N/A | | | 3FGM | | | | | | | | | |
| 3FGA | | N/A | | | 3FGA | | | | | | | | | |
| FTM | 2 | 3 Times | | | FTM | | | | | | | | | |
| FTA | 4 | Twice | | | FTA | | | | | | | | | |
| Minutes | 26 | High Point | (1/20/20) | | Minutes | 11 | Ga. Southern | (12-5-20) | | | | | | |

Game-By-Game

| Opponent | Date | GS | MIN | Total | | 3-Pointers | | Free throws | | Rebounds | | | | PF | A | T/O | BLK | STL | PTS | AVG |
|--------------|------------|----|-------|--------|------|------------|------|-------------|------|----------|-----|-----|-----|----|---|-----|-----|-----|-----|-----|
| | | | | FG-FGA | PCT | 3FG-3FGA | PCT | FT-FTA | PCT | OFF | DEF | TOT | AVG | | | | | | | |
| Eastern Ky. | 12/02/2020 | | 03:01 | 2-3 | .667 | 0-0 | .000 | 0-0 | .000 | 2 | 1 | 3 | 3.0 | 0 | 0 | 0 | 0 | 4 | 4.0 | |
| Ga. Southern | 12/05/2020 | | 11:18 | 0-0 | .000 | 0-0 | .000 | 0-0 | .000 | 0 | 4 | 4 | 3.5 | 1 | 0 | 0 | 2 | 1 | 0 | 2.0 |
| Totals | | 0 | 14:19 | 2-3 | .667 | 0-0 | .000 | 0-0 | .000 | 2 | 5 | 7 | 3.5 | 1 | 0 | 0 | 2 | 1 | 4 | 2.0 |

Player Averages

| Games Played | Minutes/ game | Points/ game | FG Pct | 3FG Pct | FT Pct | Rebounds/ game | Assists/ game | Turnovers/ game | Assist/Turnover ratio | Steals/ game | Blocks/ game |
|--------------|---------------|--------------|--------|---------|--------|----------------|---------------|-----------------|-----------------------|--------------|--------------|
| 2 | 7.2 | 2.0 | 66.7 | 0.0 | 0.0 | 3.5 | 0.0 | 0.0 | 0.0 | 0.5 | 1.0 |

Career Statistics

| | | | | Field Goals | | 3-Point | | F-Throws | | Rebounds | | | | | | | | | | Scoring | |
|---------|------|-------|----------|-------------|------|---------|------|----------|------|----------|-----|-----|-----|-------|-----|----|-----|-----|-----|---------|--|
| SEASON | TEAM | GP-GS | MIN/AVG | FG-FGA | FG% | 3FG-FGA | 3FG% | FT-FTA | FT% | OFF | DEF | TOT | AVG | PF-FO | AST | TO | BLK | STL | PTS | AVG | |
| 2019-20 | USCU | 20-5 | 200/10.0 | 20-33 | .606 | 0-0 | .000 | 10-23 | .435 | 8 | 25 | 33 | 1.7 | 26-0 | 9 | 11 | 10 | 6 | 50 | 2.5 | |
| 2020-21 | USCU | 2-0 | 14/7.2 | 2-3 | .667 | 0-0 | .000 | 0-0 | .000 | 2 | 5 | 7 | 3.5 | 1-0 | 0 | 0 | 2 | 1 | 4 | 2.0 | |
| TOTAL | | 22-5 | 214/9.7 | 22-36 | .611 | 0-0 | .000 | 10-23 | .435 | 10 | 30 | 40 | 1.8 | 27-0 | 9 | 11 | 12 | 7 | 54 | 2.5 | |



Josh Aldrich

Forward
Jr., 6-7, 205
Wilmington, N.C.
(New Hanover HS)

34

| CAREER HIGHS | | | | | SEASON HIGHS | | | | | STORYLINES | | | | |
|--------------|----|---------------------|------------|--|--------------|----|-----------|------------|--|--|--|--|--|--|
| Points | 12 | Eastern Kentucky | (12/3/19) | | Points | 7 | EKU | (12-2-20) | | Played a season high 22 minutes against EKU and scored a season high 7 points in the loss. | | | | |
| Rebounds | 7 | 5 Times | | | Rebounds | 2 | EKU | (12-2-20) | | | | | | |
| Assists | 3 | Twice | | | Assists | 1 | SWU | (11-25-20) | | Started the second most games on the team with 48 in his career. | | | | |
| Blocks | 3 | Turett-McConnell | (12/19/18) | | Blocks | 1 | at Furman | (11-28-20) | | | | | | |
| Steals | 2 | at UNC Asheville | (1/30/19) | | Steals | 1 | Twice | | | | | | | |
| FGM | 4 | 5 Times | | | FGM | 2 | EKU | (12-2-20) | | | | | | |
| FGA | 8 | at N.C. Central | (11/11/19) | | FGA | 3 | EKU | (12-2-20) | | | | | | |
| 3FGM | 2 | Furman | (12/8/19) | | 3FGM | 1 | EKU | (12-2-20) | | | | | | |
| 3FGA | 4 | at Portland | (11/21/18) | | 3FGA | 2 | EKU | (12-2-20) | | | | | | |
| FTM | 6 | Eastern Kentucky | (12/3/19) | | FTM | 2 | EKU | (12-2-20) | | | | | | |
| FTA | 7 | Eastern Kentucky | (12/3/19) | | FTA | 2 | EKU | (12-2-20) | | | | | | |
| Minutes | 34 | at Western Michigan | (12/1/18) | | Minutes | 22 | EKU | (12-2-20) | | | | | | |

Game-By-Game

| Opponent | Date | GS | MIN | Total | | 3-Pointers | | Free throws | | Rebounds | | | | Points | | | | | | | |
|-------------------|------------|----|-------|--------|-------|------------|------|-------------|-------|----------|-----|-----|-----|--------|---|-----|-----|-----|-----|-----|--|
| | | | | FG-FGA | PCT | 3FG-3FGA | PCT | FT-FTA | PCT | OFF | DEF | TOT | AVG | PF | A | T/O | BLK | STL | PTS | AVG | |
| Southern Wesleyan | 11/25/2020 | | 09:12 | 1-1 | 1.000 | 0-0 | .000 | 0-0 | .000 | 0 | 0 | 0 | 0.0 | 1 | 1 | 2 | 0 | 0 | 2 | 2.0 | |
| at Furman | 11/28/2020 | * | 16:00 | 0-1 | .000 | 0-0 | .000 | 0-0 | .000 | 0 | 1 | 1 | 0.5 | 3 | 0 | 2 | 1 | 1 | 0 | 1.0 | |
| Eastern Ky. | 12/02/2020 | * | 22:56 | 2-3 | .667 | 1-2 | .500 | 2-2 | 1.000 | 0 | 2 | 2 | 1.0 | 2 | 0 | 0 | 0 | 1 | 7 | 3.0 | |
| Ga. Southern | 12/05/2020 | * | 07:02 | 0-0 | .000 | 0-0 | .000 | 0-0 | .000 | 1 | 0 | 1 | 1.0 | 3 | 0 | 0 | 0 | 0 | 0 | 2.3 | |
| Totals | | 3 | 55:10 | 3-5 | .600 | 1-2 | .500 | 2-2 | 1.000 | 1 | 3 | 4 | 1.0 | 9 | 1 | 4 | 1 | 2 | 9 | 2.3 | |

Player Averages

| Games Played | Minutes/ game | Points/ game | FG Pct | 3FG Pct | FT Pct | Rebounds/ game | Assists/ game | Turnovers/ game | Assist/Turnover ratio | Steals/ game | Blocks/ game |
|--------------|---------------|--------------|--------|---------|--------|----------------|---------------|-----------------|-----------------------|--------------|--------------|
| 4 | 13.8 | 2.3 | 60.0 | 50.0 | 100.0 | 1.0 | 0.3 | 1.0 | 0.3 | 0.5 | 0.3 |

Career Statistics

| | | | | Field Goals | | 3-Point | | F-Throws | | Rebounds | | | | | | | | | | Scoring | |
|---------|------|-------|-----------|-------------|------|---------|------|----------|-------|----------|-----|-----|-----|-------|-----|----|-----|-----|-----|---------|--|
| SEASON | TEAM | GP-GS | MIN/AVG | FG-FGA | FG% | 3FG-FGA | 3FG% | FT-FTA | FT% | OFF | DEF | TOT | AVG | PF-FO | AST | TO | BLK | STL | PTS | AVG | |
| 2018-19 | USCU | 31-23 | 610/19.7 | 34-94 | .362 | 12-47 | .255 | 18-36 | .500 | 30 | 60 | 90 | 2.9 | 72-3 | 15 | 24 | 20 | 21 | 98 | 3.2 | |
| 2019-20 | USCU | 31-23 | 416/13.4 | 36-77 | .468 | 8-32 | .250 | 15-23 | .652 | 29 | 57 | 86 | 2.8 | 69-1 | 12 | 13 | 13 | 5 | 95 | 3.1 | |
| 2020-21 | USCU | 4-3 | 55/13.8 | 3-5 | .600 | 1-2 | .500 | 2-2 | 1.000 | 1 | 3 | 4 | 1.0 | 9-0 | 1 | 4 | 1 | 2 | 9 | 2.3 | |
| TOTAL | | 66-49 | 1081/16.4 | 73-176 | .415 | 21-81 | .259 | 35-61 | .574 | 60 | 120 | 180 | 2.7 | 150-4 | 28 | 41 | 34 | 28 | 202 | 3.1 | |



Nevin Zink

Center

Jr., 6-9, 230

Newtown, Conn.

(St. Andrews School)

35

| CAREER HIGHS | | | | SEASON HIGHS | | | | STORYLINES | | | |
|--------------|-----|------------------------|-----------|--------------|----|--------------|------------|---|--|--|--|
| Points | 21 | at Longwood | (1/4/20) | Points | 12 | at Furman | (11-28-20) | Has started 68 games in his career, including the last 38 straight. | | | |
| Rebounds | 13 | UNC Asheville | (2/13/19) | Rebounds | 9 | at Furman | (11-28-20) | | | | |
| Assists | 4 | UNC Asheville | (1/25/20) | Assists | 1 | Ga. Southern | (12-5-20) | Tied for the team lead in points (12) against Furman. | | | |
| Blocks | 3 | at Charleston Southern | (3/5/19) | Blocks | 1 | at Furman | (11-28-20) | | | | |
| Steals | 2 | Twice | | Steals | 1 | Twice | | Leads the Big South with 7.5 rebounds per game. | | | |
| FGM | 8 | at Gardner-Webb | (1/12/19) | FGM | 5 | at Furman | (11-28-20) | | | | |
| FGA | 12 | at Hampton | (2/29/20) | FGA | 8 | at Furman | (11-28-20) | | | | |
| 3FGM | N/A | | | 3FGM | | | | | | | |
| 3FGA | 1 | at Hampton | (2/29/20) | 3FGA | | | | | | | |
| FTM | 11 | at Longwood | (1/4/20) | FTM | 3 | SWU | (11-25-20) | | | | |
| FTA | 12 | at Longwood | (1/4/20) | FTA | 4 | SWU | (11-25-20) | | | | |
| Minutes | 36 | Twice | | Minutes | 31 | SWU | (11-25-20) | | | | |

Game-By-Game

| Opponent | Date | GS | MIN | Total | | 3-Pointers | | Free throws | | Rebounds | | | | PF | A | T/O | BLK | STL | PTS | AVG |
|-------------------|------------|----|-------|--------|------|------------|------|-------------|-------|----------|-----|-----|-----|----|---|-----|-----|-----|-----|------|
| | | | | FG-FGA | PCT | 3FG-3FGA | PCT | FT-FTA | PCT | OFF | DEF | TOT | AVG | | | | | | | |
| Southern Wesleyan | 11/25/2020 | * | 31:28 | 3-7 | .429 | 0-0 | .000 | 3-4 | .750 | 2 | 4 | 6 | 6.0 | 3 | 0 | 1 | 0 | 1 | 9 | 9.0 |
| at Furman | 11/28/2020 | * | 28:00 | 5-8 | .625 | 0-0 | .000 | 2-3 | .667 | 1 | 8 | 9 | 7.5 | 5 | 0 | 2 | 1 | 1 | 12 | 10.5 |
| Eastern Ky. | 12/02/2020 | * | 16:23 | 3-6 | .500 | 0-0 | .000 | 0-0 | .000 | 1 | 1 | 2 | 5.7 | 2 | 0 | 3 | 0 | 0 | 6 | 9.0 |
| Ga. Southern | 12/05/2020 | * | 19:28 | 3-5 | .600 | 0-0 | .000 | 1-1 | 1.000 | 3 | 4 | 7 | 6.0 | 4 | 1 | 1 | 0 | 0 | 7 | 8.5 |
| Totals | | 4 | 95:19 | 14-26 | .538 | 0-0 | .000 | 6-8 | .750 | 7 | 17 | 24 | 6.0 | 14 | 1 | 7 | 1 | 2 | 34 | 8.5 |

Player Averages

| Games Played | Minutes/game | Points/game | FG Pct | 3FG Pct | FT Pct | Rebounds/game | Assists/game | Turnovers/game | Assist/Turnover ratio | Steals/game | Blocks/game |
|--------------|--------------|-------------|--------|---------|--------|---------------|--------------|----------------|-----------------------|-------------|-------------|
| 4 | 23.8 | 8.5 | 53.8 | 0.0 | 75.0 | 6.0 | 0.3 | 1.8 | 0.1 | 0.5 | 0.3 |

Career Statistics

| | | | | Field Goals | | 3-Point | | F-Throws | | Rebounds | | | | | | | | | | | Scoring | |
|---------|------|-------|-----------|-------------|------|---------|------|----------|------|----------|-----|-----|-----|-------|-----|----|-----|-----|-----|-----|---------|--|
| SEASON | TEAM | GP-GS | MIN/AVG | FG-FGA | FG% | 3FG-FGA | 3FG% | FT-FTA | FT% | OFF | DEF | TOT | AVG | PF-FO | AST | TO | BLK | STL | PTS | AVG | | |
| 2018-19 | USCU | 31-31 | 596/19.2 | 70-129 | .543 | 0-0 | .000 | 45-63 | .714 | 48 | 77 | 125 | 4.0 | 85-3 | 5 | 41 | 13 | 9 | 185 | 6.0 | | |
| 2019-20 | USCU | 33-33 | 768/23.3 | 88-142 | .620 | 0-1 | .000 | 62-105 | .590 | 59 | 95 | 154 | 4.7 | 92-1 | 16 | 36 | 22 | 12 | 238 | 7.2 | | |
| 2020-21 | USCU | 4-4 | 95/23.8 | 14-26 | .538 | 0-0 | .000 | 6-8 | .750 | 7 | 17 | 24 | 6.0 | 14-1 | 1 | 7 | 1 | 2 | 34 | 8.5 | | |
| TOTAL | | 68-68 | 1459/21.5 | 172-297 | .579 | 0-1 | .000 | 113-176 | .642 | 114 | 189 | 303 | 4.5 | 191-5 | 22 | 84 | 36 | 23 | 457 | 6.7 | | |

Single Game Records

Scoring

| Pts | Player | Opponent | Date |
|-----|-----------------|----------------------|----------|
| 44 | Ulysses Hackett | Johnson C. Smith | 3/15/91 |
| 40 | Ulysses Hackett | at GC&SU | 2/24/90 |
| 39 | Deion Holmes | Lipscomb | 1/29/18 |
| 39 | Ty Greene | at North Florida | 1/31/15 |
| 38 | Michael Gibson | Ersrine | 1/26/81 |
| 38 | Ulysses Hackett | vs. Tennessee Temple | 12/2/89 |
| 37 | Wendell Gibson | at Gardner-Webb | 2/5/81 |
| 37 | Robbie Turner | at Columbus State | 2/11/95 |
| 36 | Ulysses Hackett | GC&SU | 12/9/89 |
| 36 | Jay Free | Mars Hill | 11/28/06 |

Rebounding

| Reb | Player | Opponent | Date |
|-----|-----------------|----------------------|----------|
| 22 | Terry Steward | Clafin | 3/2/88 |
| 21 | Lawrence Davis | at USC Aiken | 1/21/76 |
| 20 | Michael Gibson | at UNC Asheville | 12/5/81 |
| 20 | Terry Steward | at Morris | 1/30/88 |
| 19 | Michael Gibson | Wofford | 2/11/80 |
| 18 | Mike Smith | at Southern Wesleyan | 1/31/85 |
| 18 | Ulysses Hackett | at GCSU | 11/17/90 |
| 17 | Terry Steward | Lander | 1/6/88 |
| 16 | Michael Gibson | Southern Welseyan | 2/14/80 |
| 16 | Michael Gibson | Francis Marion | 1/21/81 |
| 16 | Terry Steward | Clafin | 2/9/87 |
| 16 | Ulysses Hackett | at GCSU | 1/22/92 |
| 16 | Robbie Turner | UNC Pembroke | 1/7/95 |
| 16 | Brian Sanders | Limestone | 12/19/02 |
| 16 | Ante Pikunic | Francis Marion | 1/10/07 |
| 16 | Ante Pikunic | at Francis Marion | 1/24/07 |

Assists

| Asts | Player | Opponent | Date |
|------|------------------|---------------------|----------|
| 15 | Emonte Hill | Newberry | 12/17/00 |
| 15 | Jeff Waters | Columbus State | 2/25/91 |
| 13 | Greg Pounds | Elon | 11/24/92 |
| 13 | Emonte Hill | at Kennesaw State | 1/3/01 |
| 12 | Lee Sartor | Clafin | 11/15/84 |
| 12 | Tony Lusic | at Lincoln Memorial | 11/15/86 |
| 12 | Jeff Waters | Longwood | 2/10/90 |
| 12 | Jeff Waters | GCSU | 1/26/91 |
| 12 | Derrick Drummond | Gardner-Webb | 12/8/98 |
| 12 | Derrick Drummond | Augusta State | 1/2/99 |
| 12 | Jeremy Byrd | UNC Pembroke | 2/10/07 |

Steals

| Stls | Player | Opponents | Date |
|------|-----------------|------------------|----------|
| 10 | Willie Murdaugh | Gardner-Webb | 2/4/91 |
| 9 | Willie Murdaugh | Francis Marion | 12/5/90 |
| 9 | Terrance Gist | Augusta State | 2/9/98 |
| 9 | Terrance Gist | GCSU | 1/10/98 |
| 9 | Jeremy Byrd | USC Aiken | 2/16/05 |
| 8 | Terrance Gist | Voorhees | 11/20/95 |
| 8 | Terrance Gist | North Greenville | 12/5/95 |
| 8 | Terrance Gist | vs. St. Andrews | 1/3/98 |
| 8 | Terrance Gist | Johnson C. Smith | 3/5/98 |
| 8 | Jeremy Byrd | Augusta State | 2/25/06 |

Blocked Shots

| Blks | Player | Opponent | Date |
|------|---------------------|--------------------|----------|
| 9 | Babatunde Olumuyiwa | at South Carolina | 11/23/10 |
| 7 | Nick Schneiders | Kennesaw State | 2/28/09 |
| 7 | Nick Schneiders | Mercer | 2/26/09 |
| 7 | Nick Schneiders | Florida Gulf Coast | 12/14/09 |
| 6 | Jodd Maxey | Lipscomb | 1/31/13 |
| 6 | Babatunde Olumuyiwa | UNC Asheville | 11/29/10 |
| 6 | Nick Schneiders | Winthrop | 12/16/09 |
| 6 | Kevin Harrington | Edward Waters | 12/14/02 |
| 5 | Michael Buchanan | Hampton | 1/3/15 |
| 5 | Jodd Maxey | North Florida | 1/24/13 |
| 5 | Terrance Gist | at Francis Marion | 1/17/98 |
| 5 | Terrance Gist | North Florida | 1/31/98 |
| 5 | Kevin Harrington | UNC Pembroke | 2/21/01 |