



# USC Upstate Men's Basketball

## 2019-20 Game Notes

Contact: William Meyer • [wmeyer2@uscupstate.edu](mailto:wmeyer2@uscupstate.edu) • Office: (864) 503-5129 • Cell: (864) 504-1485

### Schedule/Results

#### NOVEMBER

11/5	@College of Charleston	L, 55-74
11/8	Truett-McConnell	W, 103-62
11/11	@N.C. Central	L, 64-73
11/13	@Virginia Tech	L, 57-80
11/18	@Akron	L, 45-76
11/20	@Louisville	L, 50-76
11/23	Youngstown State	L, 61-66
11/30	@Charlotte	L, 47-83

#### DECEMBER

12/3	Eastern Kentucky	W, 79-67
12/8	@Furman	L, 72-84
12/18	@S.C. State	W, 73-70
12/21	Bob Jones	W, 92-74
12/29	VMI	W, 91-82

#### JANUARY

1/2	@Charleston Southern*	L, 75-89
1/4	@Longwood*	W, 73-56
1/8	Hampton*	W, 83-73
1/16	Radford*	L, 59-63
1/18	@Gardner-Webb*	L, 67-83
1/20	High Point*	L, 62-70
1/23	@Winthrop*	7:00 p.m.
1/25	UNC Asheville*	4:00 p.m.
1/30	@Presbyterian*	7:00 p.m.

#### FEBRUARY

2/1	Campbell*	4:30 p.m.
2/6	@UNC Asheville*	6:00 p.m.
2/8	Gardner-Webb*	4:30 p.m.
2/10	Charleston Southern*	6:00 p.m.
2/15	@High Point*	TBA
2/20	Longwood*	6:00 p.m.
2/22	@Radford*	4:30 p.m.
2/27	Winthrop*	6:00 p.m.
2/29	@Hampton*	7:00 p.m.

#### MARCH

3/3	Big South First Round	TBA
-----	-----------------------	-----

All Times are EST and Subject to Change

Home Games are in **Bold**

\* - Big South Conference Game

### Game Central

**Winthrop**  
Eagles  
(12-7, 6-0 BSC)



**VS**

**USC**  
**Upstate**  
Spartans  
(7-12, 2-4 BSC)



**Head Coach:** Pat Kelsey

**Record at Winthrop:** 151-90 (8th season)

**Overall Record:** Same

**Head Coach:** Dave Dickerson

**Record at UPST:** 13-38 (2nd season)

**Overall Record:** 81-122 (7th season)

**Series History:** Winthrop leads 10-8

**Trend:** +5, Winthrop

**Last Meeting:** Winthrop won 82-72 (1/19/19, Spartanburg, S.C.)

**Video:** ESPN+

**Live Stats:** [upstatespartans.com](http://upstatespartans.com)

### Opening Tip

- This is the 19th meeting all-time between USC Upstate and Winthrop University. The Eagles hold a 10-8 advantage in the overall series and have won the past five matches dating back to the 2009-2010 season.
- Last season, Winthrop defeated USC Upstate 82-72 inside the G.B. Hodge Center. Deion Holmes was the only Spartan to reach double-figures last season when he scored 32-points in the loss.
- USC Upstate is making its first trip to Rock Hill since the 2013-2014 season. That year the Spartans fell 82-74 to Winthrop, despite Torrey Craig scoring 31-points, Ty Greene adding 21-points and Ricardo Glenn contributing 14-points in the loss. The Spartans are looking for their first win in the series since February 20, 1984 when USC Upstate defeated Winthrop 72-63 in Rock Hill, S.C.
- USC Upstate is coming off a 70-62 home loss to High Point University on Monday evening. Everette Hammond led the Spartans with 20-points and 5-rebounds in the contest. Tommy Bruner contributed 16-points and Bryson Mozone added 11-points off the bench.
- Winthrop is 12-7 overall this season and a perfect 6-0 in Big South competition this season. The Eagles have won eight straight dating back to a December 14, 2019 loss to Furman.
- Winthrop is coming off a 61-56 win over preseason favorite Radford on Monday night. DJ Burns Jr. led the Eagles with 19-points and 8-rebounds in the win, while Hunter Hale contributed 12-points in the victory.
- The Spartans are in their second season as a member of the Big South Conference after spending the previous 11 years in the ASUN Conference.
- USC Upstate is in its 53rd season on the hardwood in 2019-20.

### Projected Starters (from SID)



**Cartier Jernigan**  
Fr., G, 6-1, 180

#### 2019-20 Stats

PPG	5.3
RPG	3.1
ASG	2.5
BLK	0.3
STL	0.8
MIN	19.8



**Tommy Bruner**  
Fr., G, 6-1, 175

#### 2019-20 Stats

PPG	12.3
RPG	1.8
ASG	1.7
BLK	0
STL	1.0
MIN	27.2



**Everette Hammond**  
So., G, 6-3, 185

#### 2019-20 Stats


PPG	14.5
RPG	4.2
ASG	1.9
BLK	0.3
STL	1.3
MIN	31.4



**Josh Aldrich**  
So., G/F, 6-7, 205

#### 2019-20 Stats

PPG	3.7
RPG	3.2
ASG	0.3
BLK	0.4
STL	0.3
MIN	15.6



**Nevin Zink**  
So., C, 6-9, 230

#### 2019-20 Stats

PPG	6.1
RPG	4.0
ASG	0.3
BLK	0.4
STL	0.3
MIN	20.9



## SOCIAL MEDIA

[Facebook.com/UpstateAthletics](https://www.facebook.com/UpstateAthletics)  
[@UpstateMB](https://twitter.com/UpstateMB) // [#Ball4TheBurg](https://www.instagram.com/Ball4TheBurg)  
[upstatespartans](https://www.instagram.com/upstatespartans)

## Quick Facts

### UNIVERSITY INFORMATION

**School:** USC Upstate

**Location:** Spartanburg, S.C.

**Founded:** 1967

**Enrollment:** 6,200

**Nickname:** Spartans

**Colors:** Green (PMS 349), White and Black

**Home Facility (Capacity):** G.B. Hodge Center (833)

**Press Row Phone:** (864) 503-5058

**Affiliation:** NCAA Division I

**Conference:** Big South

**Chancellor:** Dr. Brendan B. Kelly

**Director of Athletics:** Daniel Feig

**Faculty Athletics Representative:** Dr. Jim Griffis

**Senior Woman Administrator:** Sheryl Turner-Watts

**Athletic Department Phone:** (864) 503-5141

### MEN'S BASKETBALL HISTORY

**First Year of Men's Basketball:** 1967-68

**Overall All-Time Record:** 798-714

**NCAA Tournament Appearances:** 8 (Division II)

**Last NCAA Tournament Appearance:** 2006 (Division II)

**Last NCAA Tourney Opponent:** Columbus State (Division II)

**Result:** L, 90-88 (OT)

### TEAM INFORMATION

**2019-20 Overall Record:** 7-12

**2019-20 Big South Record:** 2-4

**Starters Returning/Lost:** 2/3

**Letterwinners Returning/Lost:** 8/6

**Newcomers:** 6

### COACHING STAFF

**Head Coach:** Dave Dickerson

**Alma Mater:** Maryland, 1990

**Record at School/Years:** 13-38/2nd season

**Overall Record/Years:** 81-122/7th season

**Best Way To Reach Coach:** Through SID

**Assistant Coaches:** Dr. Ron Bradley, Stacey Palmore, Andrew Garcia

**Volunteer Assistant:** Chris Logsdon

**Athletic Trainer:** Michael "Sandy" Sandago

### ATHLETIC COMMUNICATIONS

**MBB Contact:** William Meyer, Associate Director

**Office:** (864) 503-5129

**Cell:** (864) 504-1485

**Fax:** (854) 503-5127

**Email:** wmeyer2@uscupstate.edu

**Website:** www.upstatespartans.com

### UPSTATE SOCIAL MEDIA

**Official Athletics Twitter:** @UpstateSpartans

**MBB Twitter:** @UpstateMB

**Facebook:** Upstate Athletics

**Instagram:** upstatespartans

**YouTube:** USC Upstate Athletics

### WHAT TO CALL US

Please refer to the University of South Carolina Upstate as USC Upstate on first reference. USC Upstate is acceptable after first reference. Please do not use dashes.

### The Winthrop Series

This is the 19th meeting all-time between USC Upstate and Winthrop University. The Eagles hold a 10-8 advantage in the overall series and have won the past five matches dating back to the 2009-2010 season. Last season, Winthrop defeated USC Upstate 82-72 inside the G.B. Hodge Center. Deion Holmes was the only Spartan to reach double-figures last season when he scored 32-points in the loss. USC Upstate is making its first trip to Rock Hill since the 2013-2014 season. That year the Spartans fell 82-74 to Winthrop, despite Torrey Craig scoring 31-points, Ty Greene adding 21-points and Ricardo Glenn contributing 14-points in the loss. The Spartans are looking for their first win in the series since February 20, 1984 when USC Upstate defeated Winthrop 72-63 in Rock Hill, S.C.

### Scouting the Opponent

Winthrop is 12-7 overall this season and a perfect 6-0 in Big South competition this season. The Eagles have won eight straight dating back to a December 14, 2019 loss to Furman. Winthrop is coming off a 61-56 win over preseason favorite Radford on Monday night. DJ Burns Jr. led the Eagles with 19-points and 8-rebounds in the win, while Hunter Hale contributed 12-points in the victory. Five players are averaging double-digits this season for Winthrop, Josh Ferguson (12.6 pts), Hale (12.4 pts), Burns Jr. (12.2 pts) and Chandler Vaudrin (10.3 pts). Vaudrin also leads the team in defensive rebounds (89), assists (109) and steals (31). Ferguson leads the team in total rebounds with 130 and Burns Jr. has a team high 14 blocks.

### Mozzone off the Bench

Sophomore forward Bryson Mozzone is currently averaging 9.8 points per contest which leads the Big South Conference this season. The USC Upstate bench is averaging 26.89 points per game this season.

### Watson's Career Outing Not Enough for Spartans

USC Upstate freshman forward Jatayveous Watson scored a career high 11-points on Saturday afternoon but it was not enough as the Spartans fell 83-67 to Gardner-Webb. The Peach State native also hauled in a career high 6-rebounds and tied his career high in blocked shots with two in the loss.

### I Want It That Way

With an 83-73 win over Hampton last week the Spartans bested their win total from last season by picking up their seventh overall win and their second conference win. Four Spartans ended the game in double-figures against the Pirates, Everette Hammond (20), Tommy Bruner (16), Brandon Martin (11) and Thomas Booker (10). Bruner went a perfect 10-for-10 from the free throw line and Cartier Jernigan had 9-points, 9-rebounds, 6-assists and a pair of steals in the contest. USC Upstate will be looking for their second three-game winning streak of the season on Thursday night against

## Tale of the Tape

### Series History

<b>Overall Series</b>	10-8 Winthrop leads
<b>Home</b>	4-5
<b>Away</b>	4-4
<b>Neutral</b>	0-1

### Statistical Comparison

<u>Category</u>	<u>Winthrop</u>	<u>USC Upstate</u>
<b>Record</b>	12-7	7-12
<b>Scoring Average</b>	81.6	69.2
<b>Scoring Margin</b>	9.1	-4.7
<b>Opponents Average</b>	72.5	73.9
<b>Field Goal Pct.</b>	45.8	42.0
<b>3-Point FG Pct.</b>	34.2	30.8
<b>Free Throw Pct.</b>	61.3	69.1
<b>Rebounding Avg.</b>	41.4	33.7
<b>Rebounding Margin</b>	6.3	-2.0
<b>Assists/Game</b>	16.3	11.7
<b>Turnovers/Game</b>	14.2	12.9
<b>Turnover Margin</b>	1.0	1.6
<b>Assist-to-Turnover Ratio</b>	1.1	0.9
<b>Steals/Game</b>	6.7	6.3
<b>Blocks/Game</b>	2.3	2.5

Radford.

## Zealous Zink

USC Upstate sophomore center Nevin Zink recorded a career high 21-points in Saturday's win over Longwood Univeristy. The Newton, Conn. native went 5-of-6 from the field and converted a career high 11 free throws on Saturday afternoon.

## Winning Streak!

With a win over VMI on Sunday afternoon the Spartans recorded their third consecutive win to close out the month of December. The last time USC Upstate won three consecutive games was during the 2016-17 season when they won three in row from Decemer 4-13. USC Upstate also eclipsed the 90-point threshold for the second consecutive game on Sunday afternoon against VMI. The last time the Spartans achieved that milestone was also during the 2016-2017 season (Dec. 20 - 30.).

## Young Guns

USC Upstate is the only team in the nation in which 95% of their scoring comes from either freshman or sophomores. St. Bonaventure is second in the nation at 89% and Belmont rounds out the top three with 82%.

## December to Remember

Since the start of December the Spartans have averaged 79 points per contest and have gone 3-1 over the stretch. Freshman Tommy Bruner is currently averaging a team high 19.8 points per contest and is shooting 50% from the field. Everette Hammond is right behind the freshman at 16.8 points per game and Bryson Mozone is contributing 11.5 points per contest off the bench.

## The Streak is Over

Wednesday night's win over S.C. State ended a 19-game road losing streak for the men's basketball team. The streak lasted 382 days with their last road win coming against Western Michigan on December 1, 2018.

## Bruner Named Big South Freshman of the Week

Bruner started out the week by resetting his career high in points with 19 against Eastern Kentucky. The freshman followed it up with an 18 point outburst against Furman on Sunday afternoon. For the first time in his career Bruner has recorded back-to-back double-digit outings.

Bruner weekly stats averaged out to 18.5 points, 2.5 rebounds and 2.0 assists while making 52 percent of his shots from the field and 38.5 percent of his shots from beyond the arch. The freshman was also a perfect 6-6 from the free throw line this week.

This is the first player of the week honor for Bruner in his career. Bruner becomes the first men's basketball player to win a weekly award in the Big South era and the first

since Michael Buchanan's ASUN Player of the Week honor in February 2017. The last Spartan to earn a Freshman of the Week accolade was Mike Cunningham in February of 2016.

## A Tale of Two Halves

USC Upstate scored 43 points in the second half against Furman University on Sunday afternoon but it was not enough as the Paldins held on for an 82-74 victory. The Spartans recorded a better shooting percentage than their opponent with a 56% shooting clip from the field. Bryson Mozone tied his career high with 22 points as he was 6-of-8 from behind the arch. Tommy Bruner scored 18 points and Everette Hammond contributed 17 points and a team high 7 rebounds in the loss to Furman. In the opening half of play the Spartans got off to a slow start as they scored just 29 points in the opening half of play. An 8-0 run by Furman to start the game forced USC Upstate to play catch for almost the entire game.

## Quartet of Spartans Reset Career High's against ECU

USC Upstate sophomore guard Everette Hammond tied his career high in points with 27 against Eastern Kentucky on Tuesday night. Hammond also reset his career high in rebounds (9), free throws made (11) and free throws attempted (12). Freshman Tommy Bruner scored a career high 19 points against ECU and tied his career high in rebounds with 5. Bruner was a perfect 6-6 from the free throw line, which was another personal best for the Palmetto State Native.

Josh Aldrich reset his career high in both points (12), free throws made (6) and free throws attempted (7). The sophomore also tied his career best in rebounds with 7 boards on the night. Freshman forward Jatayveous Watson made his collegiate debut on tuesday night and went 2-for-3 from the field and capped it off with a alley-oop dunk late in the game.

## Winning at the Line

For the first time in nearly three years the Spartans recorded 30-made free throws as a team against Eastern Kentucky. USC Upstate went 30-38 from the line their most since 2018 when they attempted the same number against Brevard College.

## Spartans Falter in Final Moments against Youngstown State

The USC Upstate men's basketball team clawed their way back and briefly held a two point lead with four minutes remaining in the contest. The Spartans did not score a final basket over the final two minutes of action, despite having four players end the game in double-figures.

## Putting Up a Fight

USC Upstate held a 43-40 advantage over the No.2 team in the nation on Wednesday night before falling by a final score of 76-50.

## Zink Streak

USC Upstate sophomore center Nevin Zink has started every game of his

## 2019-20 Big South Standings

School	Big South		Overall	
	W-L	Pct.	W-L	Pct.
Winthrop	6-0	1.000	12-7	.632
Radford	5-1	.833	10-8	.556
Presbyterian	5-1	.833	8-11	.421
Hampton	3-2	.600	8-10	.444
Charleston Southern	3-3	.500	9-9	.500
Gardner-Webb	2-3	.400	6-11	.353
UNC Asheville	2-4	.333	8-9	.471
<b>USC UPSTATE</b>	<b>2-4</b>	<b>.333</b>	<b>7-12</b>	<b>.368</b>
High Point	2-4	.333	5-14	.263
Campbell	2-5	.286	11-8	.579
Longwood	1-6	.143	6-14	.300

## Spartans Home/on the Road

Category	Home	Away
Record	5-3	2-9
Points/Gm	78.8	61.6
Scoring Margin	+9.1	-15.1
Points Allowed/Gm	69.6	76.7
Field Goal%	44.8	40.0
3-Pt. Field Goal%	32.9	30.0
Free Throw %	72.8	64.4
Opp. Field Goal%	42.3	48.8
Opp. 3-Pt. FG%	33.5	38.1
Opp. Free Throw %	72.2	74.2
Rebounding Avg	37.1	30.8
Opp. Rebound Avg	34.2	36.5
Rebounding Margin	+2.9	-5.7
Assists/Gm	14.6	9.5
Turnovers/Gm	12.1	13.3
Turnover Margin	+4.4	-0.5
Asst./TO Ratio	1.2	0.7
Steals/Gm	8.0	4.8
Blocks/Gm	2.5	2.5

career. Zink will look to start his 40th consecutive game on Sunday afternoon against Furman.

Road Work

The Spartans have not had many favorable outcomes on the road over the past two seasons. USC Upstate has lost 16-straight dating back to last December. This season the Spartans have lost by an average of 20 points on the road. Inside the friendly confines of the G.B. Hodge Center the Spartans are blowing out opponents by an average of 41 points.

Mozone's Double-Double Not Enough

Sophomore guard Bryson Mozone (North Augusta, S.C.) scored 15 of his team high 17 points in the second half against North Carolina Central, but it was not enough as the Eagles defeated the Spartans 73-64 in their home opener on Monday night. Helping Mozone out on the offensive end was fellow sophomores Josh Aldrich (Wilmington, N.C.) and Nevin Zink (Newtown, Conn.) who both contributed 10 points in the loss. For Aldrich this was the first time in his career that he recorded back-to-back double digit scoring outings. Zink broke out of his slow start to the season with a 5-for-6 shooting performance against the Eagles.

Home Sweet Home

The USC Upstate men's basketball team steam rolled through Truett-McConnell in their home opener 103-62 on Friday night at the Eddie and Ann Payne arena inside the G.B. Hodge Center. Sophomore guard Everette Hammond (Silver Springs, Md.) led the Spartan charge with a career high 27 points. Fellow sophomores Josh Aldrich (Wilmington, N.C.) and Bryson Mozone (North Augusta, S.C.) each contributed 11 points in the contest, while Brandon Martin (Miami, Fla.) and Cartier Jernigan (Charlotte, N.C.) added 10 points each. For Martin this is the third time in his career he has had back-to-back double digit performances. Defensively USC Upstate (1-1) swarmed to the ball and caused 27 turnovers for Truett-McConnell (2-1). The Spartans stole the ball 19 times (fourth most in school history) against the Bears, with Jernigan leading the team with six swipes (tied for second most in school history). USC Upstate outrebounded Truett-McConnell 43-25 as Aldrich and Jernigan tied for the team lead with six rebounds. Offensively the Spartans came out ready to go and seemed locked in. USC Upstate opened the game on a 30-2 run and never looked back as they went wire-to-wire for their first victory of the season. The Spartans connected on 41 field goal attempts, tying them for the fourth most in school history. The 103 points scored was the fifth highest total in school history as well.

Spartans Falter in Season Opener

Freshman guard Tommy Bruner (Columbia, S.C.) led the Spartans offense with 14 points in the contest. Brandon Martin (Miami, Fla.) was second on the team in points with 13 and he hauled in a team high eight rebounds in the contest.

USC Upstate Picked 11th in Big South Preseason Poll

The Spartans received a total of 64 points in the Big South Men’s Basketball Preseason Poll and has been predicted to finish in 11th place according to the league’s head coaches. Defending Big South Tournament champion Radford is the favorite to win the conference this season after garnering 28 first-place votes and 357 points. Winthrop and Hampton each collected two first-place votes and were second and third, respectively, with 280 and 253 points. Campbell and Charleston Southern follow in fourth and fifth place at 239 and 231 points. Gardner-Webb picked up the final first-place vote and was projected sixth with 230 points. High Point was seventh with 192 points and UNC Asheville eighth at 151 points. Presbyterian College (9th, 104 points) and Longwood (10th, 77 points) round out the preseason poll.

About USC Upstate

The University of South Carolina Upstate is a regional comprehensive university offering more than 40 undergraduate and graduate programs in the liberal arts and sciences, business administration, nursing, and education. Located along the I-85 corridor in Spartanburg between Greenville and Charlotte, USC Upstate is ranked by U.S. News & World Report at #2 among Top Public Schools. It serves as a major talent producer for the region, with more than 6,000 students, ap-

Career By The Numbers	
CAREER DOUBLE-FIGURE SCORING GAMES	
Everette Hammond	22
Bryson Mozone	15
Nevin Zink	12
Brandon Martin	11
Tommy Bruner	10
Thomas Booker	5
Cartier Jernigan	4
Josh Aldrich	3
Dalvin White	2
Jatayveous Watson	1
CAREER 20-PLUS POINT SCORING GAMES	
Everette Hammond	5
Bryson Mozone	2
Tommy Bruner	1
Brandon Martin	1
Nevin Zink	1
Career 30-Plus Point Scoring Games	
Everette Hammond	1
CAREER DOUBLE-DOUBLES	
CAREER DOUBLE-FIGURE REBOUNDING GAMES	
Nevin Zink	1
Everette Hammond	1
CAREER 4-PLUS ASSIST GAMES	
Dalvin White	17
Cartier Jernigan	6
Everette Hammond	5
Tommy Bruner	2
CAREER THREE-PLUS 3-POINT FG MADE GAMES	
Bryson Mozone	11
Everette Hammond	5
Tommy Bruner	4
Dalvin White	2
CAREER STARTS	
Nevin Zink	49
Josh Aldrich	39
Everette Hammond	28
Dalvin White	21
Tommy Bruner	18
Bryson Mozone	6
Cartier Jernigan	7
Thomas Booker	1
Andrew Tate	1
Jatayveous Watson	1



## The Last Time...

### A USC UPSTATE TEAM...

Scored 100+ points at home	103 vs. Truett-McConnell (11/8/19)
Scored 100+ points on the road	100 at North Florida (2/15/18)
Scored 100+ points and lost	100 at North Florida (2/15/18)
Scored 110+ points	113 vs. Limestone (11/26/93)
Scored 50 points or less	50 at Louisville (11/20/19)
Scored 40 points or less	38 at Florida Gulf Coast (2/6/11)
Scored 50 points or less and won	50-48 vs. Jacksonville St. (12/1/11)
Held opponent to 50 or less	43 vs. Brevard (11/10/18)

Won an overtime game	80-73 vs. Campbell (12/2/16)
Lost an overtime game	83-79 at Longwood (2/16/19)
Won a double overtime game	93-91 vs. UNC Asheville (11/29/10)
Lost a double overtime game	110-106 vs. Lipscomb (1/29/18)
Played a triple overtime game	L, 90-88 vs. Columbus St. (3/11/06)
Played a four overtime game	Never Happened

Made 12+ 3-point field goals	14 at Longwood (2/16/19)
Made 15+ 3-point field goals	15 vs. Stetson (1/24/15)
Allowed 10+ 3-point field goals	10 vs High Point (1/20/20)

Had 20+ rebound margin	23 vs. Lees-McRae (12/30/15)
Had 25+ rebound margin	29 vs. St. Andrews (2/3/15)
Had 30+ rebound margin	39 vs. Barber Scotia (12/1/14)
Had 50+ rebounds	56 vs. Allen (12/30/16)
Had 60+ rebounds	65 vs. Barber Scotia (12/1/14)
Had 2 players with 10+ rebounds	at Auburn (11/29/16)
	Michael Buchanan (15), Malik Moore (12)
Had 3 players with 10+ rebounds	vs. Barber Scotia (12/1/14)
	Ramel Thompkins (13), Michael Buchanan (12), Jacob Schulte (10)

Attempted 30+ free throws	36 vs Hampton (1/8/20)
Attempted 40+ free throws	40 vs. Mercer (2/2/14)
Attempted 50+ free throws	Unknown
Made 25+ free throws	27 vs. Lipscomb (1/29/18)
Made 30+ free throws	30 vs ECU (12/3/19)
Made 35+ free throws	35 vs. Lipscomb (1/31/13)
Shot 90% or better from FT line	94% (17-18) vs. Abilene Christian (11/25/17)

Had 20+ assists	21 vs. S.C. State (12/15/18)
Had 25+ assists	26 vs. Truett-McConnell (12/19/18)
Had 30+ assists	Unknown

Had 25+ turnovers	26 at Eastern Kentucky (12/5/18)
Forced 25+ turnovers	27 vs. Truett-McConnell (11/8/19)
Forced 30+ turnovers	30 vs. North Greenville (11/27/04)

Had 15+ steals	19 vs. Truett-McConnell (11/8/19)
Had 20+ steals	26 vs. Toccoa Falls (11/30/15)

Blocked 5+ shots	5 at Charleston Southern (2/21/19)
Blocked 10+ shots	11 vs. Toccoa Falls (11/30/15)

Beat a ranked team	Never Happened
Beat a ranked team on the road	Never Happened

Kept every opposing player under 10+ points	at Kennesaw State (2/7/15)
Had all 5 starters in double figures	vs. Jacksonville (3/7/13)
Had 5 players score in double figures	vs. Truett-McConnell (12/19/18)
Had 6 players score in double figures	at N.C. State (12/22/18)
Had no players score in double figures	at Lipscomb (2/17/11)

Overcame a 5-point+ halftime deficit to win	5 vs. Hampton (1/8/20)
Overcame a 10-point+ halftime deficit to win	12 at Jacksonville (2/9/17)

### A USC UPSTATE PLAYER...

Scored 20+ points	20, Everette Hammond vs High Point (1/20/20)
Scored 30+ points	31, Everette Hammond vs. VMI (12/29/19)
Scored 40+ points	44, Ulysses Hackett vs. Johnson C. Smith (3/15/91)

Made 5+ 3-pointers	5, Everette Hammond vs VMI (12/29/19)
Attempted 10+ 3-pointers	10, Bryson Mozone at Louisville (11/20/19)
Attempted 15+ 3-pointers	15, Deion Holmes at Denver (12/9/17)

Had a double-double	Malik Moore at UNC Asheville (1/30/19)
Had a double-double in two straight games	Malik Moore at Eastern Kentucky (12/5/18), vs. #25 Furman (12/8/18)

Had a double-double in three straight games	Malik Moore at Western Mich. (12/1/18), at Eastern Ky. (12/5/18), vs. #25 Furman (12/8/18)
---	--

Had a double-double in four straight games	Ricardo Glenn vs. JU (1/23/14), vs. UNF (1/25/14), vs. KSU (1/31/14), vs. Mercer (2/2/14)
--	---

Had 20+ points and 20+ rebounds	Unknown
Had 15+ rebounds	15, Malik Moore vs. Presbyterian (1/21/19)
Had 20+ rebounds	22, Terry Steward vs. Claflin (3/2/98)
Had 9+ offensive rebounds	9, Michael Buchanan vs. St. Andrews (2/3/15)
Had 10+ defensive rebounds	11, Malik Moore at Presbyterian (1/21/19)

Had 10+ assists	10, Josh Cutbertson vs. Mars Hill (11/14/16)
Had 15+ assists	15, Emonte Hill vs. Newberry (12/17/00)

Had 5+ blocks	5, Ramel Thompkins vs. North Greenville (12/30/17)
Had 9+ blocks	9, Babatunde Olumuyiwa at South Carolina (11/23/10)

Had 5+ steals	6, Cartier Jernigan vs Truett-McConnell (11/8/19)
Had 10+ steals	10, Willie Murdaugh vs. Gardner-Webb (2/4/91)

Made 10+ free throws	11, Tommy Bruner vs Radford (1/16/20)
Made 15+ free throws	17, Luke Payne at Augusta State (1/21/06)
Attempted 10+ free throws	12, Tommy Bruner vs Radford (1/16/20)
Attempted 15+ free throws	17, Ty Greene vs. Cal State Fullerton (11/28/14)
Attempted 20+ free throws	Unknown

Shot 100% from the floor	Jatayveous Watson (3-3) at S.C. State (12/18/19)
Played 40+ minutes	40, Everette Hammond at Furman (12/8/19)
Fouled out	Brandon Martin vs Hampton (1/8/20)

## Game-By-Game Starting Lineups

Opponent	1	2	3	4	5
College of Charleston	White	Bruner	Hammond	Aldrich	Zink
Truett-McConnell	White	Bruner	Hammond	Aldrich	Zink
NC Central	White	Bruner	Hammond	Aldrich	Zink
Virginia Tech	White	Bruner	Mozone	Aldrich	Zink
Akron	White	Bruner	Hammond	Mozone	Zink
Louisville	White	Bruner	Hammond	Aldrich	Zink
Youngstown State	White	Bruner	Hammond	Aldrich	Zink
Charlotte	White	Hammond	Mozone	Aldrich	Zink
Eastern Kentucky	White	Bruner	Hammond	Aldrich	Zink
Furman	White	Bruner	Hammond	Aldrich	Zink
S.C. State	White	Bruner	Hammond	Aldrich	Zink
Bob Jones	White	Bruner	Hammond	Aldrich	Zink
VMI	Jernigan	Bruner	Hammond	Aldrich	Zink
Charleston Southern	Jernigan	Bruner	Hammond	Aldrich	Zink
Longwood	Jernigan	Bruner	Hammond	Aldrich	Zink
Hampton	Jernigan	Bruner	Hammond	Aldrich	Zink
Radford	Jernigan	Bruner	Hammond	Aldrich	Zink
Gardner-Webb	Jernigan	Bruner	Hammond	Aldrich	Zink
High Point	Jernigan	Bruner	Hammond	Watson	Zink

## Miscellaneous

2019-20 Double-Digit Scorers	Total (Highs)
Everette Hammond	13 (31 vs VMI, 12/29/19)
Bryson Mozone	11 (22 at Furman, 12/8/19)
Tommy Bruner	11 (23 vs Bob Jones, 12/28/19)
Nevin Zink	6 (21 at Longwood, 1/4/20)
Brandon Martin	5 (23 vs VMI, 12/29/19)
Cartier Jernigan	4 (11 twice)
Josh Aldrich	3 (12 vs ECU, 12/3/19)
Thomas Booker	2 (12 at Longwood, 1/4/20)
Jatayveous Watson	1 (11 at GWU, 1/18/20)

2019-20 Double-Digit Rebounders	Total (Highs)
Everette Hammond	1 (10 at Longwood, 1/4/20)

2019-20 Double-Doubles	Game
------------------------	------

## This Week in the Big South

### Thursday, January 23

USC Upstate at Winthrop, 7:00 p.m.

Radford at UNC Asheville, 6:00 p.m.

Campbell at Hampton, 7:00 p.m.

Gardner-Webb at High Point, 7:00 p.m.

Presbyterian at Charleston Southern, 7:30 p.m.

## Bench Production

GAME	UPST-OPP	DIFF.	UPST HIGH BENCH SCORER
C of C	27-22	+5	Martin, 13
TMC	49-24	+25	Mozone, 11
NCC	27-16	+11	Mozone, 17
VT	28-26	+2	Hammond, 15
Akron	20-28	-8	Carter, 7
Louisville	19-15	+4	Mozone, 14
Youngstown St.	25-30	-5	Mozne & Jernigan, 10
Charlotte	25-32	-7	Bruner, 8
ECU	12-3	+9	Mozone, 5
Furman	30-11	+19	Mozone, 22
S.C. State	25-29	-4	Mozone, 15
Bob Jones	32-29	+3	Martin & Watson, 8
VMI	37-19	+18	Martin, 23
CSU	30-20	+10	Mozone, 14
Longwood	27-20	+7	Booker, 12
Hampton	32-2	+30	Martin, 11
Radford	17-13	+4	Martin, 12
Gardner-Webb	33-13	+20	Watson, 11
High Point	16-27	-9	Mozone, 11

## USC Upstate By The Numbers

	Big South	All		Big South	All
Record	2-4	7-12	Having 10 or more assists	2-3	7-7
Playing a ranked opponent	0-0	0-1	Having less than 10 assists	0-1	0-5
Home	1-2	5-3	Score more points in paint than opponent	2-2	6-3
Road	1-2	2-9	Score equal/less pts. in paint than opp.	0-2	1-9
Neutral	0-0	0-0	Scoring more pts. off TOs than opponent	1-1	6-3
Leading at halftime	1-0	6-0	Scoring equal/less pts. off TOs than opp.	1-3	1-9
Trailing at halftime	1-4	1-12	Scoring more 2nd-chance points	1-2	5-6
Tied at halftime	0-0	0-0	Scoring equal/less 2nd-chance points	1-2	2-6
Overtime	0-0	0-0	Scoring more fast break points	1-1	4-3
0 players score in double figures	0-0	0-2	Scoring equal/less fast break points	1-3	3-9
1 player scores in double figures	0-0	0-1	Wearing white uniforms	1-2	5-3
2 players score in double figures	0-0	0-2	Wearing black uniforms	1-2	2-9
3 players score in double figures	0-2	3-3	Playing in November	0-0	1-7
4 players score in double figures	2-2	4-3	Playing in December	0-0	4-1
5 players score in double figures	0-0	1-0	Playing in January	2-4	2-4
More than 5 players score in double figures	0-0	0-0	Playing in February	0-0	0-0
Starters out-score opponent's starters	1-1	5-1	Playing in March	0-0	0-0
Opponent's starters score equal/more	1-3	2-11	Playing during the day	1-1	3-4
Bench out-scores opponent's bench	2-3	6-6	Playing at night	1-3	4-8
Opponent's bench scores equal/more	0-1	1-6	Playing on Sunday	0-0	1-1
Shooting 50% or better	0-0	3-1	Playing on Monday	0-1	0-3
Shooting between 40-49%	2-3	3-3	Playing on Tuesday	0-0	1-1
Shooting between 30-39%	0-1	1-7	Playing on Wednesday	1-0	2-2
Shooting less than 30%	0-0	0-1	Playing on Thursday	0-2	0-2
Shooting better than opponent	1-0	5-2	Playing on Friday	0-0	1-0
Shooting worse than/equal to opponent	1-4	2-10	Playing on Saturday	1-1	2-3
More made FTs than opponent	1-1	4-2	Margin is 5 points or less	0-1	1-2
Having equal/less FTs than opponent	1-3	3-10	Margin is between 6-10	1-1	2-2
Out-rebounding opponent	1-2	4-3	Margin is between 11-20	1-2	3-4
Having equal/less rebounds than opponent	1-2	3-9	Margin is more than 20	0-0	1-4
Having more TOs than opponent	1-2	1-7	Having a 20-point scorer	2-1	6-2
Having equal/less TOs than opponent	1-2	6-5	Having a 30-point scorer	0-0	1-0
Attempting more FT than 3FG	1-2	3-2	Scoring 49 points or less	0-0	0-2
Attempting equal/less FT than 3FG	1-2	4-10	Scoring 50-59 points	0-1	0-4
Making 5 or more 3FGs	1-4	5-11	Scoring 60-69 points	0-2	0-4
Making less than 5 3FGs	1-0	1-0	Scoring 70-79 points	1-1	3-2
Making no 3FGs	0-0	0-0	Scoring 80-89 points	1-0	1-0
Attempting 15 or more 3FGs	2-3	7-11	Scoring 90-99 points	0-0	2-0
Attempting less than 15 3FGs	0-1	0-1	Scoring 100+ points	0-0	1-0
No Upstate players foul out	1-4	5-11			
One or more Upstate players foul out	1-0	2-1			



Dave Dickerson is in his second season as the head men's basketball coach at USC Upstate.

Dickerson was introduced as the program's tenth head coach during a press conference on April 5, 2018 at the G.B. Hodge Center.

A native of Olar, S.C., Dickerson has over 20 years of college coaching experience with stops at Gardner-Webb, James Madison, Radford, Maryland, Tulane and Ohio State. He was hired at USC Upstate after spending one year as a scout for the NBA's Utah Jazz.

Dickerson spent seven seasons on the coaching staff for Thad Matta at Ohio State from 2010-16, serving as the associate head coach for the last six. In those seven years on the sidelines for the Buckeyes, Dickerson was a part of 181 victories, two Big 10 Regular Season titles, three Big Ten Tournament title game appearances, three Sweet 16 appearances, an Elite Eight run in 2013 and the 2012 Final Four. Ohio State participated in NCAA Tournament play in five of his seven seasons.

Dickerson spent five years as head coach at Tulane prior to being hired at Ohio State. He compiled a 68-84 record, 31-47 in Conference USA, after inheriting a Green Wave basketball program that had registered just one winning season during the five years prior to his arrival. He guided the Green Wave to back-to-back winning seasons in 2006-07 and 2007-08, a feat that had not been achieved in the 11 previous years. To start his tenure, he led Tulane to four consecutive opening-round wins in the Conference USA Tournament.

Prior to being named head coach for the Green Wave, Dickerson served as assistant coach at Maryland, his alma mater, under head coach Gary Williams for nine years. In 2004-05, Dickerson was elevated to associate head coach. He helped the Terrapins to nine consecutive postseason appearances, including five Sweet 16's, two Final Fours and the program's first-ever National Championship in 2002. Maryland also enjoyed eight 20-win seasons during his tenure. Serving as the lead recruiter for the Terrapins, Dickerson recruited and coached two NBA lottery picks – Steve Francis (1999) and Chris Wilcox (2002) – and four overall first round picks in Keith Booth (1997), Francis, Wilcox and Juan Dixon (2002).

After leaving James Madison, Dickerson was on the coaching staff at Radford for four seasons as an assistant coach. The recruiting classes he helped assemble were ranked among the nation's best. The 1994 season saw the Highlanders compile a 20-8 record and a school-record winning percentage of 71.4. Radford also gained national acclaim and became one of the Big South's most successful programs during his tenure. Radford defeated LSU, 73-72, on Dec. 30, 1993, to

gain the biggest victory in school history.

Soon after graduating from college, Dickerson began his coaching career at Gardner-Webb for one season. He then joined former head coach Lefty Driesell at James Madison for a 1992 season that culminated in a bid to the NIT.

Coaching accolades for Dickerson throughout his coaching career include AFLAC Assistant Coach of the Year in 2003, the ACC's No. 1 Assistant Coach as named by Basketball News (2003-04), Athlon Sports' No. 4 Assistant Coach in the nation (2003-04) and an "Assistant Coach on the Rise" as tabbed by ESPN's Andy Katz. He was the National Association of Basketball Coaches District 8 Coach of the Year in 2007-08.

Dickerson played forward at Maryland from 1986-89 and earned four varsity letters. He was co-captain as a senior in 1989. Dickerson saw action in the 1986 and 1988 NCAA Tournaments and was a member of three teams that advanced to the ACC Tournament semifinals. The Terps won 19 games her freshman year and 18 during his junior season. Dickerson was a starter on the 1989 team that became the first No. 8 seed to defeat a No. 1 seed in the ACC Tournament when the Terps knocked off N.C. State.

He graduated from Maryland in 1990 with a bachelor's degree in government and politics.

Dickerson and his wife, Laurette, have one son, Dave III.



## Season Statistics

**2019-20 USC Upstate Men's Basketball**  
**USC Upstate Season Box Score (as of Jan 20, 2020)**  
**All games**

<b>RECORD:</b>	<b>OVERALL</b>	<b>HOME</b>	<b>AWAY</b>	<b>NEUTRAL</b>
ALL GAMES	7-12	5-3	2-9	0-0
CONFERENCE	2-4	1-2	1-2	0-0
NON-CONFERENCE	5-8	4-1	1-7	0-0

##	Player	gp-gs	min	avg	Total	fg%	3-Point	3fg%	F-Throw	ft%	Rebounds				pf	dq	a	to	blk	stl	pts	avg
					fg-fga		3fg-fga		ft-fa		off	def	tot	avg								
12	HAMMOND, Everette	19-18	596	31.4	93-231	.403	24-81	.296	66-81	.815	14	65	79	4.2	44	0	37	43	5	25	276	14.5
10	BRUNER, Tommy	19-18	517	27.2	78-195	.400	30-88	.341	48-58	.828	7	28	35	1.8	37	0	32	44	0	19	234	12.3
05	MOZONE, Bryson	19-3	496	26.1	64-160	.400	44-106	.415	14-23	.609	16	69	85	4.5	44	0	12	20	6	8	186	9.8
00	MARTIN, Brandon	16-0	215	13.4	42-79	.532	0-0	.000	15-27	.556	22	26	48	3.0	22	1	5	21	4	4	99	6.2
35	ZINK, Nevin	19-19	397	20.9	39-65	.600	0-0	.000	38-58	.655	31	45	76	4.0	49	1	5	14	7	6	116	6.1
02	JERNIGAN, Cartier	19-7	376	19.8	38-103	.369	10-42	.238	14-24	.583	8	50	58	3.1	35	2	48	32	6	16	100	5.3
01	WHITE, Dalvin	15-12	380	25.3	23-78	.295	8-41	.195	13-19	.684	3	19	22	1.5	33	0	56	24	0	14	67	4.5
23	BOOKER, Thomas	17-0	181	10.6	28-60	.467	2-13	.154	14-19	.737	15	14	29	1.7	17	0	4	7	1	9	72	4.2
25	WATSON, Jatayveous	10-1	118	11.8	17-24	.708	0-0	.000	5-13	.385	6	19	25	2.5	18	0	8	8	7	4	39	3.9
34	ALDRICH, Josh	18-17	280	15.6	24-55	.436	6-23	.261	13-21	.619	17	40	57	3.2	45	1	5	8	7	5	67	3.7
24	CARTER, Mykayle	6-0	29	4.8	5-9	.556	3-3	1.000	0-2	.000	1	1	2	0.3	1	0	0	0	1	1	13	2.2
03	GOODLOE, Mysta	14-0	120	8.6	11-39	.282	2-16	.125	3-5	.600	9	20	29	2.1	6	0	6	7	1	2	27	1.9
22	TATE, Andrew	2-0	10	5.0	1-2	.500	0-0	.000	0-0	.000	0	2	2	1.0	4	0	2	1	0	0	2	1.0
04	SMITH, Khydarius	11-0	85	7.7	5-11	.455	0-0	.000	0-4	.000	4	19	23	2.1	8	0	1	4	2	4	10	0.9
Team											35	31	66					10				
Total.....		19	3800		468-1111	.421	129-413	.312	243-354	.686	188	448	636	33.5	363	5	221	243	47	117	1308	68.8
Opponents.....		19	3800		467-1013	.461	149-412	.362	318-434	.733	162	514	676	35.6	309	-	238	272	62	115	1401	73.7

Score by Periods	1st	2nd	Totals
USC Upstate	609	699	1308
Opponents	638	763	1401

## Season Results

**2019-20 USC Upstate Men's Basketball**  
**USC Upstate Season Schedule/Results & Leaders (as of Jan 20, 2020)**  
**All games**

<b>RECORD:</b>	<b>OVERALL</b>	<b>HOME</b>	<b>AWAY</b>	<b>NEUTRAL</b>
ALL GAMES	7-12	5-3	2-9	0-0
CONFERENCE	2-4	1-2	1-2	0-0
NON-CONFERENCE	5-8	4-1	1-7	0-0

<b>Date</b>	<b>Opponent</b>	<b>Score</b>	<b>Att.</b>	<b>High Points</b>	<b>High Rebounds</b>
11/05/19	at Col. of Charleston	55-74 L	4014	(14)BRUNER, Tommy	(8)MARTIN, Brandon
11/08/19	TRUETT-MCCONNELL	W 103-62	675	(27)HAMMOND, Everette	(6)JERNIGAN, Cartier
					(6)ALDRICH, Josh
11/11/19	at N.C. Central	64-73 L	973	(17)MOZONE, Bryson	(9)MOZONE, Bryson
11/13/19	at Virginia Tech	57-80 L	8536	(15)HAMMOND, Everette	(8)MOZONE, Bryson
11/18/19	at Akron	45-76 L		(8)BRUNER, Tommy	(9)ZINK, Nevin
11/20/19	at Louisville	50-76 L	14410	(14)MOZONE, Bryson	(6)ALDRICH, Josh
11/23/19	YOUNGSTOWN ST.	61-66 L	564	(18)HAMMOND, Everette	(7)ZINK, Nevin
11/30/19	at Charlotte	47-83 L	2593	(9)MOZONE, Bryson	(6)ZINK, Nevin
12/03/19	EASTERN KY.	W 79-67	568	(27)HAMMOND, Everette	(9)HAMMOND, Everette
12/08/19	at Furman	72-84 L	1510	(22)MOZONE, Bryson	(7)HAMMOND, Everette
12/18/19	at S.C. State	W 73-70	312	(19)BRUNER, Tommy	(5)ZINK, Nevin
12/21/19	BOB JONES	W 92-74	450	(23)BRUNER, Tommy	(7)ALDRICH, Josh
12/29/19	VMI	W 91-82	459	(31)HAMMOND, Everette	(7)HAMMOND, Everette
01/02/20	*at Charleston So.	75-89 L	632	(19)HAMMOND, Everette	(5)MOZONE, Bryson
01/04/20	*at Longwood	W 73-56	1117	(21)ZINK, Nevin	(10)HAMMOND, Everette
01/08/20	*HAMPTON	W 83-73	445	(20)HAMMOND, Everette	(9)JERNIGAN, Cartier
01/16/20	*RADFORD	59-63 L	800	(19)BRUNER, Tommy	(7)JERNIGAN, Cartier
01/18/20	*at Gardner-Webb	67-83 L	1257	(16)HAMMOND, Everette	(6)WATSON, Jatayveous
01/20/20	*HIGH POINT	62-70 L	575	(20)HAMMOND, Everette	(5)HAMMOND, Everette

\* = Conference game

<b>Attendance Summary</b>	<b>Games</b>	<b>Attend</b>	<b>Avg/Game</b>
Home	8	4536	567
Away	11	35354	3214
Neutral	0	0	0
Total	19	39890	2099

## Category Leaders

Points	G	Pts	Pts/G
HAMMOND, Everette	19	276	14.5
BRUNER, Tommy	19	234	12.3
MOZONE, Bryson	19	186	9.8
ZINK, Nevin	19	116	6.1
JERNIGAN, Cartier	19	100	5.3
MARTIN, Brandon	16	99	6.2
BOOKER, Thomas	17	72	4.2
WHITE, Dalvin	15	67	4.5
ALDRICH, Josh	18	67	3.7
WATSON, Jatayveous	10	39	3.9
GOODLOE, Mista	14	27	1.9
CARTER, Mykayle	6	13	2.2

FG Percentage	FG	Att	Pct
WATSON, Jatayveous	17	24	.708
ZINK, Nevin	39	65	.600
CARTER, Mykayle	5	9	.556
MARTIN, Brandon	42	79	.532
TATE, Andrew	1	2	.500
BOOKER, Thomas	28	60	.467
SMITH, Khydarius	5	11	.455
ALDRICH, Josh	24	55	.436
HAMMOND, Everette	93	231	.403
BRUNER, Tommy	78	195	.400
MOZONE, Bryson	64	160	.400
JERNIGAN, Cartier	38	103	.369

3-Point Percentage	3FG	Att	Pct
CARTER, Mykayle	3	3	1.000
MOZONE, Bryson	44	106	.415
BRUNER, Tommy	30	88	.341
HAMMOND, Everette	24	81	.296
ALDRICH, Josh	6	23	.261
JERNIGAN, Cartier	10	42	.238
WHITE, Dalvin	8	41	.195
BOOKER, Thomas	2	13	.154
GOODLOE, Mista	2	16	.125

Free Throw Percent	FG	Att	Pct
BRUNER, Tommy	48	58	.828
HAMMOND, Everette	66	81	.815
BOOKER, Thomas	14	19	.737
WHITE, Dalvin	13	19	.684
ZINK, Nevin	38	58	.655
ALDRICH, Josh	13	21	.619
MOZONE, Bryson	14	23	.609
GOODLOE, Mista	3	5	.600
JERNIGAN, Cartier	14	24	.583
MARTIN, Brandon	15	27	.556
WATSON, Jatayveous	5	13	.385
SMITH, Khydarius	0	4	.000
CARTER, Mykayle	0	2	.000

Scoring Average	G	Pts	Avg/G
HAMMOND, Everette	19	276	14.5
BRUNER, Tommy	19	234	12.3
MOZONE, Bryson	19	186	9.8
MARTIN, Brandon	16	99	6.2
ZINK, Nevin	19	116	6.1
JERNIGAN, Cartier	19	100	5.3
WHITE, Dalvin	15	67	4.5
BOOKER, Thomas	17	72	4.2
WATSON, Jatayveous	10	39	3.9
ALDRICH, Josh	18	67	3.7
CARTER, Mykayle	6	13	2.2
GOODLOE, Mista	14	27	1.9

Field Goal Attempts	G	Att	Att/G
HAMMOND, Everette	19	231	12.2
BRUNER, Tommy	19	195	10.3
MOZONE, Bryson	19	160	8.4
JERNIGAN, Cartier	19	103	5.4
MARTIN, Brandon	16	79	4.9

Field Goals Made	G	Made	Made/G
HAMMOND, Everette	19	93	4.9
BRUNER, Tommy	19	78	4.1
MOZONE, Bryson	19	64	3.4
MARTIN, Brandon	16	42	2.6
ZINK, Nevin	19	39	2.1

3-Point FG Attempts	G	Att	Att/G
MOZONE, Bryson	19	106	5.6
BRUNER, Tommy	19	88	4.6
HAMMOND, Everette	19	81	4.3
JERNIGAN, Cartier	19	42	2.2
WHITE, Dalvin	15	41	2.7

3-Point FG Made	G	Made	Made/G
MOZONE, Bryson	19	44	2.3
BRUNER, Tommy	19	30	1.6
HAMMOND, Everette	19	24	1.3
JERNIGAN, Cartier	19	10	0.5
WHITE, Dalvin	15	8	0.5

Free Throw Attempts	G	Att	Att/G
HAMMOND, Everette	19	81	4.3
BRUNER, Tommy	19	58	3.1
ZINK, Nevin	19	58	3.1
MARTIN, Brandon	16	27	1.7
JERNIGAN, Cartier	19	24	1.3

Free Throws Made	G	Made	Made/G
HAMMOND, Everette	19	66	3.5
BRUNER, Tommy	19	48	2.5
ZINK, Nevin	19	38	2.0
MARTIN, Brandon	16	15	0.9
MOZONE, Bryson	19	14	0.7
JERNIGAN, Cartier	19	14	0.7
BOOKER, Thomas	17	14	0.8

## Category Leaders

### 2019-20 USC Upstate Men's Basketball USC Upstate Category Leaders (as of Jan 20, 2020) All games

<b>Rebounds</b>	<b>G</b>	<b>Reb</b>	<b>Reb/G</b>
MOZONE, Bryson	19	85	4.5
HAMMOND, Everette	19	79	4.2
ZINK, Nevin	19	76	4.0
JERNIGAN, Cartier	19	58	3.1
ALDRICH, Josh	18	57	3.2

<b>Rebound Average</b>	<b>G</b>	<b>Reb</b>	<b>Avg/G</b>
MOZONE, Bryson	19	85	4.5
HAMMOND, Everette	19	79	4.2
ZINK, Nevin	19	76	4.0
ALDRICH, Josh	18	57	3.2
JERNIGAN, Cartier	19	58	3.1

<b>Offensive Rebounds</b>	<b>G</b>	<b>No.</b>	<b>Avg/G</b>
ZINK, Nevin	19	31	1.6
MARTIN, Brandon	16	22	1.4
ALDRICH, Josh	18	17	0.9
MOZONE, Bryson	19	16	0.8
BOOKER, Thomas	17	15	0.9

<b>Defensive Rebounds</b>	<b>G</b>	<b>No.</b>	<b>Avg/G</b>
MOZONE, Bryson	19	69	3.6
HAMMOND, Everette	19	65	3.4
JERNIGAN, Cartier	19	50	2.6
ZINK, Nevin	19	45	2.4
ALDRICH, Josh	18	40	2.2

<b>Fouls</b>	<b>G</b>	<b>No.</b>	<b>Per/G</b>
ZINK, Nevin	19	49	2.6
ALDRICH, Josh	18	45	2.5
MOZONE, Bryson	19	44	2.3
HAMMOND, Everette	19	44	2.3
BRUNER, Tommy	19	37	1.9

<b>Foulsouts</b>	<b>G</b>	<b>No.</b>
JERNIGAN, Cartier	19	2
ALDRICH, Josh	18	1
MARTIN, Brandon	16	1
ZINK, Nevin	19	1

<b>Assists</b>	<b>G</b>	<b>No.</b>	<b>Ast/G</b>
WHITE, Dalvin	15	56	3.7
JERNIGAN, Cartier	19	48	2.5
HAMMOND, Everette	19	37	1.9
BRUNER, Tommy	19	32	1.7
MOZONE, Bryson	19	12	0.6

<b>Steals</b>	<b>G</b>	<b>No.</b>	<b>Stl/G</b>
HAMMOND, Everette	19	25	1.3
BRUNER, Tommy	19	19	1.0
JERNIGAN, Cartier	19	16	0.8
WHITE, Dalvin	15	14	0.9
BOOKER, Thomas	17	9	0.5

<b>Blocked Shots</b>	<b>G</b>	<b>No.</b>	<b>Blk/G</b>
WATSON, Jatayveous	10	7	0.7
ALDRICH, Josh	18	7	0.4
ZINK, Nevin	19	7	0.4
MOZONE, Bryson	19	6	0.3
JERNIGAN, Cartier	19	6	0.3

<b>Minutes</b>	<b>G</b>	<b>No.</b>	<b>Min/G</b>
HAMMOND, Everette	19	596	31.4
BRUNER, Tommy	19	517	27.2
MOZONE, Bryson	19	496	26.1
ZINK, Nevin	19	397	20.9
WHITE, Dalvin	15	380	25.3

<b>Turnovers</b>	<b>G</b>	<b>No.</b>	<b>TO/G</b>
BRUNER, Tommy	19	44	2.3
HAMMOND, Everette	19	43	2.3
JERNIGAN, Cartier	19	32	1.7
WHITE, Dalvin	15	24	1.6
MARTIN, Brandon	16	21	1.3



## Team Game-By-Game

**2019-20 USC Upstate Men's Basketball**  
**USC Upstate Team Game-by-Game (as of Jan 20, 2020)**  
**All games**

## TEAM STATISTICS

Opponent	Date	Score		Total		3-Pointers		Free throws		Rebounds										
				fg-fga	pct	3fg-fga	pct	ft-fta	pct	off	def	tot	avg	pf	a	t/o	blk	stl	pts	avg
at Col. of Charleston	11/05/19	55-74	L	20-56	.357	6-20	.300	9-15	.600	8	23	31	31.0	23	5	12	3	3	55	55.0
TRUETT-MCCONNELL	11/08/19	103-62	W	41-74	.554	9-27	.333	12-16	.750	18	25	43	37.0	18	22	15	3	19	103	79.0
at N.C. Central	11/11/19	64-73	L	23-65	.354	7-29	.241	11-23	.478	11	19	30	34.7	22	12	14	2	5	64	74.0
at Virginia Tech	11/13/19	57-80	L	20-53	.377	3-25	.120	14-18	.778	10	23	33	34.2	10	8	13	2	3	57	69.8
at Akron	11/18/19	45-76	L	18-67	.269	5-16	.313	4-13	.308	19	23	42	35.8	26	3	11	3	2	45	64.8
at Louisville	11/20/19	50-76	L	16-49	.327	9-24	.375	9-11	.818	5	17	22	33.5	12	8	12	0	7	50	62.3
YOUNGSTOWN ST.	11/23/19	61-66	L	20-55	.364	8-22	.364	13-17	.765	7	28	35	33.7	21	13	17	2	4	61	62.1
at Charlotte	11/30/19	47-83	L	19-56	.339	5-24	.208	4-9	.444	8	20	28	33.0	10	12	15	1	5	47	60.2
EASTERN KY.	12/03/19	79-67	W	21-54	.389	7-20	.350	30-38	.789	6	35	41	33.9	24	13	16	2	5	79	62.3
at Furman	12/08/19	72-84	L	28-50	.560	9-21	.429	7-11	.636	2	20	22	32.7	16	15	15	3	6	72	63.3
at S.C. State	12/18/19	73-70	W	25-54	.463	8-20	.400	15-21	.714	8	21	29	32.4	22	10	9	1	3	73	64.2
BOB JONES	12/21/19	92-74	W	36-70	.514	7-21	.333	13-20	.650	14	22	36	32.7	20	18	9	4	11	92	66.5
VMI	12/29/19	91-82	W	33-66	.500	10-25	.400	15-18	.833	12	20	32	32.6	19	19	9	3	8	91	68.4
at Charleston So.	01/02/20	75-89	L	28-57	.491	7-14	.500	12-15	.800	10	20	30	32.4	18	12	19	4	7	75	68.9
at Longwood	01/04/20	73-56	W	23-53	.434	8-25	.320	19-22	.864	10	31	41	33.0	18	11	17	4	6	73	69.1
HAMPTON	01/08/20	83-73	W	29-71	.408	3-18	.167	22-36	.611	15	27	42	33.6	24	12	10	2	9	83	70.0
RADFORD	01/16/20	59-63	L	18-52	.346	5-20	.250	18-21	.857	10	29	39	33.9	20	10	10	2	4	59	69.4
at Gardner-Webb	01/18/20	67-83	L	27-58	.466	5-22	.227	8-16	.500	6	25	31	33.7	20	8	9	4	6	67	69.2
HIGH POINT	01/20/20	62-70	L	23-51	.451	8-20	.400	8-14	.571	9	20	29	33.5	20	10	11	2	4	62	68.8
USC Upstate		1308		468-1111	.421	129-413	.312	243-354	.686	188	448	636	33.5	363	221	243	47	117	1308	68.8
Opponents		1401		467-1013	.461	149-412	.362	318-434	.733	162	514	676	35.6	309	238	272	62	115	1401	73.7

Games played: 19  
Points/game: 68.8  
FG Pct: 42.1  
3FG Pct: 31.2  
FT Pct: 68.6

Rebounds/game: 33.5  
Assists/game: 11.6  
Turnovers/game: 12.8  
Assist/turnover ratio: 0.9  
Steals/game: 6.2  
Blocks/game: 2.5



# BRANDON MARTIN

Sophomore • 6-5 • 220 • Forward

Miami, Fla.

(Cardinal Newman School)

0

## Game-By-Game

				Total		3-Pointers		Free throws		Rebounds											
Opponent	Date	gs	min	fg-fga	pct	3fg-fga	pct	ft-fa	pct	off	def	tot	avg	pf	a	t/o	blk	stl	pts	avg	
at Col. of Charleston	11/05/19	19		5-10	.500	0-0	.000	3-6	.500	5	3	8	8.0	1	0	0	1	0	13	13.0	
TRUETT-MCCONNELL	11/08/19	17		4-5	.800	0-0	.000	2-3	.667	2	0	2	5.0	2	1	5	0	0	10	11.5	
at N.C. Central	11/11/19	10		0-4	.000	0-0	.000	2-3	.667	1	1	2	4.0	2	0	0	0	1	2	8.3	
at Virginia Tech	11/13/19	8		1-3	.333	0-0	.000	0-0	.000	0	1	1	3.3	2	0	1	0	0	2	6.8	
at Akron	11/18/19	9		1-4	.250	0-0	.000	0-0	.000	0	0	0	2.6	0	0	0	0	0	2	5.8	
at Louisville	11/20/19	4		0-0	.000	0-0	.000	0-0	.000	0	1	1	2.3	0	0	1	0	0	0	4.8	
YOUNGSTOWN ST.	11/23/19	14		2-5	.400	0-0	.000	1-1	1.000	0	1	1	2.1	2	0	3	0	0	5	4.9	
at Charlotte	11/30/19	11		1-2	.500	0-0	.000	0-0	.000	1	3	4	2.4	0	0	0	0	0	2	4.5	
at Furman	12/08/19	dnp		-	-	-	-	-	-	-	-	-	-	-	-	-	-	-	-	-	
at S.C. State	12/18/19	dnp		-	-	-	-	-	-	-	-	-	-	-	-	-	-	-	-	-	
BOB JONES	12/21/19	10		4-5	.800	0-0	.000	0-0	.000	1	3	4	2.6	0	0	1	0	1	8	4.9	
VMI	12/29/19	21		9-11	.818	0-0	.000	5-6	.833	3	2	5	2.8	2	2	2	1	2	23	6.7	
at Charleston So.	01/02/20	9		2-4	.500	0-0	.000	0-0	.000	0	1	1	2.6	0	0	1	0	0	4	6.5	
at Longwood	01/04/20	13		0-1	.000	0-0	.000	1-3	.333	0	2	2	2.6	2	0	1	1	0	1	6.0	
HAMPTON	01/08/20	21		5-11	.455	0-0	.000	1-2	.500	6	1	7	2.9	5	0	2	0	0	11	6.4	
RADFORD	01/16/20	25		6-7	.857	0-0	.000	0-1	.000	0	3	3	2.9	2	0	2	1	0	12	6.8	
at Gardner-Webb	01/18/20	14		2-4	.500	0-0	.000	0-0	.000	1	2	3	2.9	1	2	0	0	0	4	6.6	
HIGH POINT	01/20/20	10		0-3	.000	0-0	.000	0-2	.000	2	2	4	3.0	1	0	2	0	0	0	6.2	
Totals		0	215	42-79	.532	0-0	.000	15-27	.556	22	26	48	3.0	22	5	21	4	4	99	6.2	

Games played: 16  
Minutes/game: 13.4  
Points/game: 6.2  
FG Pct: 53.2  
FT Pct: 55.6

Rebounds/game: 3.0  
Assists/game: 0.3  
Turnovers/game: 1.3  
Assist/turnover ratio: 0.2  
Steals/game: 0.3  
Blocks/game: 0.3

## CAREER HIGHS

Points	23, VMI, 12/29/19
Rebounds	8, twice
Assists	2, 3 times
Blocks	1, 12 times
Steals	4, at N.C. State, 12/22/18
FGM	9, VMI, 12/29/19
FGA	11, twice
3FGM	1, at South Carolina, 11/6/18
3FGA	1, 5 times
FTM	5, VMI, 12/29/19
FTA	6, twice
Minutes	29, vs. Cal Poly, 11/24/18

## SEASON HIGHS

Points	23, VMI, 12/29/19
Rebounds	8, at C of C, 11/5/19
Assists	2, twice
Blocks	1, 4 times
Steals	2, VMI, 12/29/19
FGM	9, VMI, 12/29/19
FGA	11, twice
3FGM	N/A
3FGA	N/A
FTM	5, VMI, 12/29/19
FTA	6, twice
Minutes	25, Radford, 1/16/20

## Career Statistics

			Total		3-Point		F-Throws		Rebounds										Scoring	
Season	gp-gs	min/avg	fg-fga	pct	fg-fga	pct	ft-fa	pct	off	def	tot	avg	pf	fo	ast	to	blk	stl	pts	avg
2018-19	25-0	349/14.0	58-107	.542	1-8	.125	26-38	.684	30	32	62	2.5	26	0	11	23	9	14	143	5.7
2019-20	16-0	215/13.4	42-79	.532	0-0	.000	15-27	.556	22	26	48	3.0	22	1	5	21	4	4	99	6.2
TOTAL	41-0	564/13.8	100-186	.538	1-8	.125	41-65	.631	52	58	110	2.7	48	1	16	44	13	18	242	5.9



DALVIN WHITE

Sophomore • 5-10 • 170 • Guard

Norcross, Ga.

(Norcross HS)

1

Game-By-Game

Opponent	Date	gs	min	Total		3-Pointers		Free throws		Rebounds				pf	a	t/o	blk	stl	pts	avg	
				fg-fga	pct	3fg-fga	pct	ft-fa	pct	off	def	tot	avg								
at Col. of Charleston	11/05/19	*	29	3-6	.500	1-2	.500	0-0	.000	0	3	3	3.0	4	2	1	0	0	7	7.0	
TRUETT-MCCONNELL	11/08/19	*	19	3-8	.375	1-4	.250	1-1	1.000	1	0	1	2.0	2	5	0	0	3	8	7.5	
at N.C. Central	11/11/19	*	28	1-5	.200	1-3	.333	1-2	.500	1	1	2	2.0	2	7	4	0	1	4	6.3	
at Virginia Tech	11/13/19	*	29	0-4	.000	0-4	.000	0-0	.000	0	2	2	2.0	1	4	2	0	1	0	4.8	
at Akron	11/18/19	*	29	2-10	.200	0-2	.000	3-4	.750	0	0	0	1.6	4	2	2	0	1	7	5.2	
at Louisville	11/20/19	*	35	2-7	.286	1-5	.200	0-0	.000	0	3	3	1.8	1	5	3	0	1	5	5.2	
YOUNGSTOWN ST.	11/23/19	*	34	2-11	.182	1-7	.143	3-4	.750	0	3	3	2.0	4	5	1	0	0	8	5.6	
at Charlotte	11/30/19	*	26	2-6	.333	0-3	.000	0-0	.000	0	0	0	1.8	3	5	0	0	1	4	5.4	
EASTERN KY.	12/03/19	*	33	1-7	.143	0-2	.000	2-4	.500	1	2	3	1.9	1	6	5	0	1	4	5.2	
at Furman	12/08/19	*	25	2-3	.667	1-2	.500	2-2	1.000	0	0	0	1.7	1	5	1	0	1	7	5.4	
at S.C. State	12/18/19	*	33	1-3	.333	0-1	.000	1-2	.500	0	1	1	1.6	4	3	3	0	0	3	5.2	
BOB JONES	12/21/19	*	20	3-4	.750	1-2	.500	0-0	.000	0	2	2	1.7	1	3	0	0	4	7	5.3	
RADFORD	01/16/20		8	0-1	.000	0-1	.000	0-0	.000	0	0	0	1.5	1	1	1	0	0	0	4.9	
at Gardner-Webb	01/18/20		19	1-2	.500	1-2	.500	0-0	.000	0	1	1	1.5	3	2	1	0	0	3	4.8	
HIGH POINT	01/20/20		13	0-1	.000	0-1	.000	0-0	.000	0	1	1	1.5	1	1	0	0	0	0	4.5	
Totals			12	380	23-78	.295	8-41	.195	13-19	.684	3	19	22	1.5	33	56	24	0	14	67	4.5

CAREER HIGHS

Points	10, twice
Rebounds	4, 3 times
Assists	7, twice
Blocks	1, S.C. State, 12/15/18
Steals	4, Bob Jones, 12/21/19
FGM	4, Hampton, 3/2/19
FGA	11, at Youngstown St., 11/23/19
3FGM	3, twice
3FGA	7, twice
FTM	3, twice
FTA	4, twice
Minutes	35, at Campbell, 2/9/19

Games played: 15  
Minutes/game: 25.3  
Points/game: 4.5  
FG Pct: 29.5  
3FG Pct: 19.5  
FT Pct: 68.4

Rebounds/game: 1.5  
Assists/game: 3.7  
Turnovers/game: 1.6  
Assist/turnover ratio: 2.3  
Steals/game: 0.9

SEASON HIGHS

Points	8, twice
Rebounds	3, 3 times
Assists	7, at NC Central, 11/11/19
Blocks	N/A
Steals	4, Bob Jones, 12/21/19
FGM	3, 3 times
FGA	11, Youngstown St., 11/23/19
3FGM	1, 7 times
3FGA	7, Youngstown St., 11/23/19
FTM	3, twice
FTA	4, 3 times
Minutes	34, Youngstown St., 11/23/19

Career Statistics

			Total		3-Point		F-Throws		Rebounds										Scoring	
Season	gp-gs	min/avg	fg-fga	pct	fg-fga	pct	ft-fa	pct	off	def	tot	avg	pf	fo	ast	to	blk	stl	pts	avg
2018-19	27-7	522/19.3	33-114	.289	21-75	.280	14-21	.667	5	33	38	1.4	43	0	81	37	1	10	101	3.7
2019-20	15-12	380/25.3	23-78	.295	8-41	.195	13-19	.684	3	19	22	1.5	33	0	56	24	0	14	67	4.5
TOTAL	42-19	902/21.5	56-192	.292	29-116	.250	27-40	.675	8	52	60	1.4	76	0	137	61	1	24	168	4.0



# CARTIER JERNIGAN

Freshman • 6-1 • 180 • Guard

Charlotte, N.C.

(West Charlotte HS)

2

## Game-By-Game

### CAREER HIGHS

Points	11, twice
Rebounds	9, Hampton, 1/8/20
Assists	8, VMI, 12/29/19
Blocks	2, Hampton, 1/8/20
Steals	6, Truett-McConnell, 11/8/19
FGM	5, twice
FGA	10, twice
3FGM	2, twice
3FGA	6, VMI, 12/29/19
FTM	3, twice
FTA	5, twice
Minutes	32, twice

### SEASON HIGHS

Points	11, twice
Rebounds	9, Hampton, 1/8/20
Assists	8, VMI, 12/29/19
Blocks	2, Hampton, 1/8/20
Steals	6, Truett-McConnell, 11/8/19
FGM	5, twice
FGA	10, twice
3FGM	2, twice
3FGA	6, VMI, 12/29/19
FTM	3, twice
FTA	5, twice
Minutes	32, twice

Opponent	Date	gs	min	Total		3-Pointers		Free throws		Rebounds				pf	a	t/o	blk	stl	pts	avg
				fg-fga	pct	3fg-fga	pct	ft-fga	pct	off	def	tot	avg							
at Col. of Charleston	11/05/19	17	1-4	.250	0-1	.000	2-2	1.000	0	3	3	3.0	1	0	1	0	1	4	4.0	
TRUETT-MCCONNELL	11/08/19	21	5-10	.500	0-3	.000	0-0	.000	0	6	6	4.5	1	4	1	0	6	10	7.0	
at N.C. Central	11/11/19	14	0-5	.000	0-2	.000	3-5	.600	0	4	4	4.3	2	2	4	0	0	3	5.7	
at Virginia Tech	11/13/19	11	1-5	.200	0-3	.000	3-5	.600	0	1	1	3.5	0	1	0	0	0	5	5.5	
at Akron	11/18/19	19	2-5	.400	1-2	.500	0-0	.000	1	2	3	3.4	5	1	2	0	0	5	5.4	
at Louisville	11/20/19	4	0-1	.000	0-0	.000	0-0	.000	0	0	0	2.8	1	0	1	0	1	0	4.5	
YOUNGSTOWN ST.	11/23/19	21	4-8	.500	2-5	.400	0-0	.000	0	4	4	3.0	5	1	2	1	0	10	5.3	
at Charlotte	11/30/19	25	1-3	.333	1-3	.333	0-0	.000	0	0	0	2.6	0	4	5	0	1	3	5.0	
EASTERN KY.	12/03/19	9	1-4	.250	1-3	.333	0-0	.000	0	2	2	2.6	2	0	0	1	0	3	4.8	
at Furman	12/08/19	14	1-2	.500	0-1	.000	1-2	.500	0	0	0	2.3	2	1	3	0	0	3	4.6	
at S.C. State	12/18/19	8	1-2	.500	0-0	.000	0-2	.000	0	1	1	2.2	1	2	0	0	0	2	4.4	
BOB JONES	12/21/19	27	3-5	.600	0-0	.000	0-0	.000	1	0	1	2.1	1	4	0	1	1	6	4.5	
VMI	12/29/19	* 32	4-10	.400	2-6	.333	1-2	.500	0	4	4	2.2	2	8	2	0	3	11	5.0	
at Charleston So.	01/02/20	* 27	2-4	.500	0-2	.000	1-2	.500	0	2	2	2.2	4	5	3	0	0	5	5.0	
at Longwood	01/04/20	* 23	2-9	.222	2-5	.400	0-0	.000	1	3	4	2.3	2	2	2	0	0	6	5.1	
HAMPTON	01/08/20	* 32	4-9	.444	0-1	.000	1-2	.500	2	7	9	2.8	3	6	1	2	1	9	5.3	
RADFORD	01/16/20	* 30	4-9	.444	1-4	.250	2-2	1.000	0	7	7	3.0	0	3	2	1	0	11	5.6	
at Gardner-Webb	01/18/20	* 17	1-2	.500	0-0	.000	0-0	.000	1	3	4	3.1	1	1	3	0	1	2	5.4	
HIGH POINT	01/20/20	* 25	1-6	.167	0-1	.000	0-0	.000	2	1	3	3.1	2	3	0	0	1	2	5.3	
Totals		7	376	38-103	.369	10-42	.238	14-24	.583	8	50	58	3.1	35	48	32	6	16	100	5.3

Games played: 19  
Minutes/game: 19.8  
Points/game: 5.3  
FG Pct: 36.9  
3FG Pct: 23.8  
FT Pct: 58.3

Rebounds/game: 3.1  
Assists/game: 2.5  
Turnovers/game: 1.7  
Assist/turnover ratio: 1.5  
Steals/game: 0.8  
Blocks/game: 0.3

## Career Statistics

Season	gp-gs	min/avg	Total		3-Point		F-Throws		Rebounds				Other						Scoring	
			fg-fga	pct	fg-fga	pct	ft-fa	pct	off	def	tot	avg	pf	fo	ast	to	blk	stl	pts	avg
2019-20	19-7	376/19.8	38-103	.369	10-42	.238	14-24	.583	8	50	58	3.1	35	2	48	32	6	16	100	5.3
TOTAL	19-7	376/19.8	38-103	.369	10-42	.238	14-24	.583	8	50	58	3.1	35	2	48	32	6	16	100	5.3





# MYSTA GOODLOE

Freshman • 6-4 • 195 • Guard

Winston-Salem, N.C.

(R.J. Reynolds HS)

3

## Game-By-Game

Opponent	Date	gs	min	Total		3-Pointers		Free throws		Rebounds				pf	a	t/o	blk	stl	pts	avg
				fg-fga	pct	3fg-fga	pct	ft-fa	pct	off	def	tot	avg							
at Col. of Charleston	11/05/19	14		0-3	.000	0-1	.000	0-1	.000	0	1	1	1.0	0	1	1	0	0	0	0.0
TRUETT-MCCONNELL	11/08/19	4		2-3	.667	1-2	.500	0-0	.000	1	2	3	2.0	0	0	1	0	0	5	2.5
at Virginia Tech	11/13/19	14		3-7	.429	0-2	.000	0-0	.000	3	2	5	3.0	1	0	1	0	0	6	3.7
at Akron	11/18/19	8		0-1	.000	0-1	.000	0-0	.000	1	0	1	2.5	0	0	0	0	0	0	2.8
at Louisville	11/20/19	2		0-1	.000	0-1	.000	0-0	.000	0	0	0	2.0	0	0	0	0	0	0	2.2
at Charlotte	11/30/19	9		1-4	.250	0-2	.000	0-0	.000	0	4	4	2.3	0	1	0	0	0	2	2.2
at Furman	12/08/19	dnp		-	-	-	-	-	-	-	-	-	-	-	-	-	-	-	-	-
at S.C. State	12/18/19	dnp		-	-	-	-	-	-	-	-	-	-	-	-	-	-	-	-	-
BOB JONES	12/21/19	5		0-2	.000	0-1	.000	0-0	.000	0	0	0	2.0	0	0	1	0	0	0	1.9
VMI	12/29/19	8		0-1	.000	0-0	.000	0-0	.000	0	1	1	1.9	1	1	1	0	0	0	1.6
at Charleston So.	01/02/20	5		1-3	.333	0-1	.000	0-0	.000	2	1	3	2.0	0	0	1	1	1	2	1.7
at Longwood	01/04/20	17		1-4	.250	0-2	.000	2-2	1.000	0	1	1	1.9	1	0	0	0	0	4	1.9
HAMPTON	01/08/20	8		1-2	.500	1-1	1.000	0-0	.000	0	2	2	1.9	0	2	0	0	0	3	2.0
RADFORD	01/16/20	15		2-6	.333	0-0	.000	1-2	.500	2	2	4	2.1	1	1	1	0	1	5	2.3
at Gardner-Webb	01/18/20	8		0-1	.000	0-1	.000	0-0	.000	0	4	4	2.2	0	0	0	0	0	0	2.1
HIGH POINT	01/20/20	3		0-1	.000	0-1	.000	0-0	.000	0	0	0	2.1	2	0	0	0	0	0	1.9
Totals		0	120	11-39	.282	2-16	.125	3-5	.600	9	20	29	2.1	6	6	7	1	2	27	1.9

Games played: 14  
Minutes/game: 8.6  
Points/game: 1.9  
FG Pct: 28.2  
3FG Pct: 12.5  
FT Pct: 60.0

Rebounds/game: 2.1  
Assists/game: 0.4  
Turnovers/game: 0.5  
Assist/turnover ratio: 0.9  
Steals/game: 0.1  
Blocks/game: 0.1

## CAREER HIGHS

Points	6, Virginia Tech, 11/13/19
Rebounds	5, Virginia Tech, 11/13/19
Assists	2, Hampton, 1/8/20
Blocks	1, at CSU, 1/2/20
Steals	1, twice
FGM	3, Virginia Tech, 11/13/19
FGA	7, Virginia Tech, 11/13/19
3FGM	1, twice
3FGA	2, 4 times
FTM	2, at Longwood, 1/4/20
FTA	2, twice
Minutes	17, at Longwood, 1/4/20

## SEASON HIGHS

Points	6, Virginia Tech, 11/13/19
Rebounds	5, Virginia Tech, 11/13/19
Assists	2, Hampton, 1/8/20
Blocks	1, at CSU, 1/2/20
Steals	1, twice
FGM	3, Virginia Tech, 11/13/19
FGA	7, Virginia Tech, 11/13/19
3FGM	1, twice
3FGA	2, 4 times
FTM	2, at Longwood, 1/4/20
FTA	2, twice
Minutes	17, at Longwood, 1/4/20

## Career Statistics

			Total		3-Point		F-Throws		Rebounds										Scoring	
Season	gp-gs	min/avg	fg-fga	pct	fg-fga	pct	ft-fa	pct	off	def	tot	avg	pf	fo	ast	to	blk	stl	pts	avg
2019-20	14-0	120/8.6	11-39	.282	2-16	.125	3-5	.600	9	20	29	2.1	6	0	6	7	1	2	27	1.9
TOTAL	14-0	120/8.6	11-39	.282	2-16	.125	3-5	.600	9	20	29	2.1	6	0	6	7	1	2	27	1.9



# KHYDARIUS SMITH

Freshman • 6-8 • 210 • Forward

Fort Mill, S.C.

(Nation Ford HS)

4

## Game-By-Game

Opponent	Date	gs	min	Total		3-Pointers		Free throws		Rebounds				pf	a	t/o	blk	stl	pts	avg
				fg-fga	pct	3fg-fga	pct	ft-fa	pct	off	def	tot	avg							
at Col. of Charleston	11/05/19	4		0-0	.000	0-0	.000	0-0	.000	0	1	1	1.0	0	0	0	0	0	0	0.0
TRUETT-MCCONNELL	11/08/19	21		2-3	.667	0-0	.000	0-0	.000	1	4	5	3.0	1	1	1	1	3	4	2.0
at N.C. Central	11/11/19	13		1-1	1.000	0-0	.000	0-0	.000	1	0	1	2.3	1	0	0	0	0	2	2.0
at Virginia Tech	11/13/19	4		0-0	.000	0-0	.000	0-2	.000	1	0	1	2.0	0	0	0	0	0	0	1.5
at Akron	11/18/19	16		0-3	.000	0-0	.000	0-0	.000	1	6	7	3.0	2	0	1	1	1	0	1.2
at Charlotte	11/30/19	10		2-4	.500	0-0	.000	0-1	.000	0	2	2	2.8	0	0	1	0	0	4	1.7
at Furman	12/08/19	dnp		-	-	-	-	-	-	-	-	-	-	-	-	-	-	-	-	-
at S.C. State	12/18/19	5		0-0	.000	0-0	.000	0-0	.000	0	3	3	2.9	1	0	0	0	0	0	1.4
BOB JONES	12/21/19	7		0-0	.000	0-0	.000	0-1	.000	0	1	1	2.6	2	0	1	0	0	0	1.3
at Charleston So.	01/02/20	2		0-0	.000	0-0	.000	0-0	.000	0	1	1	2.4	0	0	0	0	0	0	1.1
HAMPTON	01/08/20	2		0-0	.000	0-0	.000	0-0	.000	0	1	1	2.3	1	0	0	0	0	0	1.0
at Gardner-Webb	01/18/20	1		0-0	.000	0-0	.000	0-0	.000	0	0	0	2.1	0	0	0	0	0	0	0.9
Totals		0	85	5-11	.455	0-0	.000	0-4	.000	4	19	23	2.1	8	1	4	2	4	10	0.9

### CAREER HIGHS

Points	4, twice
Rebounds	7, Akron, 11/18/19
Assists	1, Truett-McConnell, 11/8/19
Blocks	1, twice
Steals	3, Truett-McConnell, 11/8/19
FGM	2, twice
FGA	4, at Charlotte, 11/30/19
3FGM	N/A
3FGA	N/A
FTM	N/A
FTA	2, Virginia Tech, 11/13/19
Minutes	21, Truett-McConnell, 11/8/19

Games played: 11  
Minutes/game: 7.7  
Points/game: 0.9  
FG Pct: 45.5  
FT Pct: 0.0

Rebounds/game: 2.1  
Assists/game: 0.1  
Turnovers/game: 0.4  
Assist/turnover ratio: 0.3  
Steals/game: 0.4  
Blocks/game: 0.2

### SEASON HIGHS

Points	4, twice
Rebounds	7, 11/18/19
Assists	1, Truett-McConnell, 11/8/19
Blocks	1, twice
Steals	3, Truett-McConnell, 11/8/19
FGM	2, twice
FGA	4, at Charlotte, 11/30/19
3FGM	N/A
3FGA	N/A
FTM	N/A
FTA	2, Virginia Tech, 11/13/19
Minutes	21, Truett-McConnell, 11/8/19

## Career Statistics

Season	gp-gs	min/avg	Total		3-Point		F-Throws		Rebounds				Scoring					
			fg-fga	pct	fg-fga	pct	ft-fa	pct	off	def	tot	avg	pf	fo	ast	to	blk	stl
2019-20	11-0	85/7.7	5-11	.455	0-0	.000	0-4	.000	4	19	23	2.1	8	0	1	4	2	4
TOTAL	11-0	85/7.7	5-11	.455	0-0	.000	0-4	.000	4	19	23	2.1	8	0	1	4	2	4



# BRYSON MOZONE

Freshman • 6-6 • 183 • Guard/Forward  
North Augusta, S.C.  
(North Augusta HS)

5

## Game-By-Game

Opponent	Date	gs	min	Total		3-Pointers		Free throws		Rebounds				pf	a	t/o	blk	stl	pts	avg
				fg-fga	pct	3fg-fga	pct	ft-fa	pct	off	def	tot	avg							
at Col. of Charleston	11/05/19		27	2-8	.250	2-7	.286	0-0	.000	1	5	6	6.0	2	0	2	1	0	6	6.0
TRUETT-MCCONNELL	11/08/19		15	5-9	.556	1-3	.333	0-0	.000	1	2	3	4.5	1	2	1	0	1	11	8.5
at N.C. Central	11/11/19		28	6-15	.400	4-12	.333	1-2	.500	3	6	9	6.0	4	1	0	0	0	17	11.3
at Virginia Tech	11/13/19	*	35	3-12	.250	2-9	.222	0-0	.000	1	7	8	6.5	0	1	1	1	0	8	10.5
at Akron	11/18/19	*	29	1-9	.111	1-4	.250	0-0	.000	1	2	3	5.8	4	0	2	0	0	3	9.0
at Louisville	11/20/19		31	5-10	.500	4-7	.571	0-0	.000	0	2	2	5.2	3	0	1	0	0	14	9.8
YOUNGSTOWN ST.	11/23/19		26	2-5	.400	2-3	.667	4-6	.667	0	6	6	5.3	3	2	2	0	2	10	9.9
at Charlotte	11/30/19	*	24	3-8	.375	1-5	.200	2-2	1.000	1	3	4	5.1	3	0	2	1	1	9	9.8
EASTERN KY.	12/03/19		21	2-8	.250	1-3	.333	0-0	.000	0	1	1	4.7	1	0	0	0	0	5	9.2
at Furman	12/08/19		39	8-11	.727	6-8	.750	0-0	.000	0	5	5	4.7	3	3	1	0	1	22	10.5
at S.C. State	12/18/19		22	5-11	.455	5-9	.556	0-0	.000	0	3	3	4.5	3	0	1	0	0	15	10.9
BOB JONES	12/21/19		9	1-3	.333	0-1	.000	2-2	1.000	0	2	2	4.3	3	0	0	0	0	4	10.3
VMI	12/29/19		31	3-8	.375	3-5	.600	1-2	.500	3	2	5	4.4	3	3	1	0	0	10	10.3
at Charleston So.	01/02/20		27	5-7	.714	4-5	.800	0-0	.000	1	4	5	4.4	2	0	2	1	0	14	10.6
at Longwood	01/04/20		28	3-7	.429	3-7	.429	1-1	1.000	0	6	6	4.5	2	0	2	1	0	10	10.5
HAMPTON	01/08/20		31	2-9	.222	1-4	.250	2-6	.333	3	4	7	4.7	1	0	1	0	1	7	10.3
RADFORD	01/16/20		26	0-5	.000	0-4	.000	0-0	.000	1	3	4	4.6	3	0	1	0	1	0	9.7
at Gardner-Webb	01/18/20		26	4-9	.444	1-5	.200	1-2	.500	0	5	5	4.7	2	0	0	0	1	10	9.7
HIGH POINT	01/20/20		21	4-6	.667	3-5	.600	0-0	.000	0	1	1	4.5	1	0	0	1	0	11	9.8
Totals		3	496	64-160	.400	44-106	.415	14-23	.609	16	69	85	4.5	44	12	20	6	8	186	9.8

## CAREER HIGHS

Points	22, twice
Rebounds	9, at NC Central, 11/11/19
Assists	3, twice
Blocks	1, 11 times
Steals	3, Truett-McConnell, 12/19/18
FGM	8, twice
FGA	15, at NC Central, 11/11/19
3FGM	6, twice
3FGA	12, at NC Central, 11/11/19
FTM	4, Youngstown St., 11/23/19
FTA	6, twice
Minutes	39, at Furman, 12/8/19

Games played: 19  
Minutes/game: 26.1  
Points/game: 9.8  
FG Pct: 40.0  
3FG Pct: 41.5  
FT Pct: 60.9

Rebounds/game: 4.5  
Assists/game: 0.6  
Turnovers/game: 1.1  
Assist/turnover ratio: 0.6  
Steals/game: 0.4  
Blocks/game: 0.3

## SEASON HIGHS

Points	22, at Furman, 12/8/19
Rebounds	9, at NC Central, 11/11/19
Assists	3, twice
Blocks	1, 6 times
Steals	2, Youngstown St., 11/23/19
FGM	8, at Furman, 12/8/19
FGA	15, at NC Central, 11/11/19
3FGM	6, at Furman, 12/8/19
3FGA	12, at NC Central, 11/11/19
FTM	4, Youngstown St., 11/23/19
FTA	6, twice
Minutes	39, at Furman, 12/8/19

## Career Statistics

			Total		3-Point		F-Throws		Rebounds											Scoring	
Season	gp-gs	min/avg	fg-fga	pct	fg-fga	pct	ft-fa	pct	off	def	tot	avg	pf	fo	ast	to	blk	stl	pts	avg	
2018-19	20-2	311/15.6	35-93	.376	26-70	.371	6-9	.667	10	48	58	2.9	44	1	12	20	6	9	102	5.1	
2019-20	19-3	496/26.1	64-160	.400	44-106	.415	14-23	.609	16	69	85	4.5	44	0	12	20	6	8	186	9.8	
TOTAL	39-5	807/20.7	99-253	.391	70-176	.398	20-32	.625	26	117	143	3.7	88	1	24	40	12	17	288	7.4	



# TOMMY BRUNER

Freshman • 6-1 • 175 • Guard

Columbia, S.C.

(Gray Collegiate Aca.)

10

## Game-By-Game

Opponent	Date	gs	min	Total		3-Pointers		Free throws		Rebounds				pf	a	t/o	blk	stl	pts	avg	
				fg-fga	pct	3fg-fga	pct	ft-fga	pct	off	def	tot	avg								
at Col. of Charleston	11/05/19	*	32	5-12	.417	3-5	.600	1-1	1.000	0	3	3	3.0	3	1	2	0	1	14	14.0	
TRUETT-MCCONNELL	11/08/19	*	23	2-7	.286	1-5	.200	3-4	.750	2	3	5	4.0	1	4	2	0	1	8	11.0	
at N.C. Central	11/11/19	*	23	3-8	.375	1-5	.200	1-1	1.000	0	0	0	2.7	3	1	3	0	1	8	10.0	
at Virginia Tech	11/13/19	*	11	1-2	.500	0-1	.000	0-0	.000	0	0	0	2.0	2	0	2	0	0	2	8.0	
at Akron	11/18/19	*	17	3-10	.300	2-3	.667	0-2	.000	1	1	2	2.0	3	0	1	0	0	8	8.0	
at Louisville	11/20/19	*	16	2-6	.333	1-2	.500	0-0	.000	0	0	0	1.7	0	1	1	0	0	5	7.5	
YOUNGSTOWN ST.	11/23/19	*	22	0-7	.000	0-2	.000	0-0	.000	0	1	1	1.6	1	0	3	0	0	0	6.4	
at Charlotte	11/30/19		26	3-13	.231	1-7	.143	1-2	.500	0	2	2	1.6	1	0	3	0	1	8	6.6	
EASTERN KY.	12/03/19	*	35	5-11	.455	3-6	.500	6-6	1.000	0	5	5	2.0	4	1	1	0	1	19	8.0	
at Furman	12/08/19	*	34	8-14	.571	2-7	.286	0-0	.000	0	0	0	1.8	2	3	3	0	1	18	9.0	
at S.C. State	12/18/19	*	29	5-13	.385	3-7	.429	6-6	1.000	0	2	2	1.8	0	1	3	0	1	19	9.9	
BOB JONES	12/21/19	*	27	9-16	.563	4-8	.500	1-1	1.000	2	1	3	1.9	0	1	1	0	1	23	11.0	
VMI	12/29/19	*	34	3-9	.333	0-4	.000	0-0	.000	0	1	1	1.8	3	1	0	0	1	6	10.6	
at Charleston So.	01/02/20	*	30	7-14	.500	2-4	.500	1-2	.500	1	3	4	2.0	3	3	5	0	2	17	11.1	
at Longwood	01/04/20	*	27	5-7	.714	2-3	.667	2-2	1.000	0	0	0	1.9	0	5	4	0	0	14	11.3	
HAMPTON	01/08/20	*	29	3-11	.273	0-4	.000	10-10	1.000	0	1	1	1.8	3	1	2	0	4	16	11.6	
RADFORD	01/16/20	*	31	3-12	.250	2-5	.400	11-12	.917	1	1	2	1.8	2	3	3	0	1	19	12.0	
at Gardner-Webb	01/18/20	*	34	5-13	.385	1-6	.167	3-5	.600	0	1	1	1.8	2	3	2	0	2	14	12.1	
HIGH POINT	01/20/20	*	37	6-10	.600	2-4	.500	2-4	.500	0	3	3	1.8	4	3	3	0	1	16	12.3	
Totals			18	517	78-195	.400	30-88	.341	48-58	.828	7	28	35	1.8	37	32	44	0	19	234	12.3

### CAREER HIGHS

Points	23, Bob Jones, 12/21/19
Rebounds	5, twice
Assists	5, at Longwodd, 1/4/20
Blocks	N/A
Steals	4, Hampton, 1/8/20
FGM	9, Bob Jones, 12/21/19
FGA	16, Bob Jones, 12/21/19
3FGM	4, Bob Jones, 12/21/19
3FGA	8, Bob Jones, 12/21/19
FTM	11, Radford, 1/16/20
FTA	12, Radford, 1/16/20
Minutes	37, vs High Point, 1/20/20

Games played: 19  
Minutes/game: 27.2  
Points/game: 12.3  
FG Pct: 40.0  
3FG Pct: 34.1  
FT Pct: 82.8

Rebounds/game: 1.8  
Assists/game: 1.7  
Turnovers/game: 2.3  
Assist/turnover ratio: 0.7  
Steals/game: 1.0

### SEASON HIGHS

Points	23, Bob Jones, 12/21/19
Rebounds	5, twice
Assists	5, at Longwodd, 1/4/20
Blocks	N/A
Steals	4, Hampton, 1/8/20
FGM	9, Bob Jones, 12/21/19
FGA	16, Bob Jones, 12/21/19
3FGM	4, Bob Jones, 12/21/19
3FGA	8, Bob Jones, 12/21/19
FTM	11, Radford, 1/16/20
FTA	12, Radford, 1/16/20
Minutes	37, vs High Point, 1/20/20

## Career Statistics

Season	gp-gs	min/avg	Total		3-Point		F-Throws		Rebounds				Scoring					
			fg-fga	pct	fg-fga	pct	ft-fita	pct	off	def	tot	avg	pf	fo	ast	to	blk	stl
2019-20	19-18	517/27.2	78-195	.400	30-88	.341	48-58	.828	7	28	35	1.8	37	0	32	44	0	19
TOTAL	19-18	517/27.2	78-195	.400	30-88	.341	48-58	.828	7	28	35	1.8	37	0	32	44	0	19





# EVERETTE HAMMOND

Sophomore • 6-3 • 185 • Guard

Silver Spring, Md.

(St. Thomas More School)

# 12

## Game-By-Game

Opponent	Date	gs	min	Total		3-Pointers		Free throws		Rebounds								pts	avg
				fg-fga	pct	3fg-fga	pct	ft-fa	pct	off	def	tot	avg	pf	a	t/o	blk	stl	
at Col. of Charleston	11/05/19	*	25	2-8	.250	0-3	.000	1-3	.333	1	1	2	2.0	4	1	4	1	0	5
TRUETT-MCCONNELL	11/08/19	*	25	11-17	.647	3-7	.429	2-2	1.000	1	1	2	2.0	4	0	1	1	3	27
at N.C. Central	11/11/19	*	29	2-12	.167	0-4	.000	1-2	.500	1	2	3	2.3	2	0	1	0	2	5
at Virginia Tech	11/13/19		34	4-10	.400	0-3	.000	7-7	1.000	0	4	4	2.8	0	2	3	1	1	15
at Akron	11/18/19	*	32	3-12	.250	0-2	.000	0-2	.000	1	1	2	2.6	2	0	1	0	0	6
at Louisville	11/20/19	*	30	2-9	.222	1-4	.250	4-4	1.000	0	0	0	2.2	3	2	3	0	1	9
YOUNGSTOWN ST.	11/23/19	*	35	6-10	.600	3-5	.600	3-3	1.000	0	3	3	2.3	2	5	3	0	1	18
at Charlotte	11/30/19	*	26	1-6	.167	0-1	.000	1-4	.250	0	3	3	2.4	1	2	1	0	1	3
EASTERN KY.	12/03/19	*	36	7-16	.438	2-5	.400	11-12	.917	0	9	9	3.1	4	3	5	0	2	27
at Furman	12/08/19	*	40	7-14	.500	0-3	.000	3-3	1.000	1	6	7	3.5	3	3	3	0	1	17
at S.C. State	12/18/19	*	31	4-12	.333	0-2	.000	4-6	.667	0	3	3	3.5	2	2	2	0	2	12
BOB JONES	12/21/19	*	32	4-18	.222	1-6	.167	2-2	1.000	2	2	4	3.5	3	7	1	0	2	11
VMI	12/29/19	*	37	10-20	.500	5-9	.556	6-6	1.000	3	4	7	3.8	1	3	2	1	0	31
at Charleston So.	01/02/20	*	32	5-11	.455	1-2	.500	8-9	.889	1	3	4	3.8	2	3	3	0	1	19
at Longwood	01/04/20	*	32	2-8	.250	1-4	.250	0-0	.000	1	9	10	4.2	4	2	3	1	4	5
HAMPTON	01/08/20	*	33	7-15	.467	1-6	.167	5-8	.625	1	5	6	4.3	3	1	2	0	2	20
RADFORD	01/16/20	*	26	2-8	.250	2-5	.400	4-4	1.000	0	3	3	4.2	2	0	0	0	1	10
at Gardner-Webb	01/18/20	*	25	7-13	.538	2-5	.400	0-0	.000	0	2	2	4.1	1	0	1	0	0	16
HIGH POINT	01/20/20	*	36	7-12	.583	2-5	.400	4-4	1.000	1	4	5	4.2	1	1	4	0	1	20
Totals			18	596	93-231	.403	24-81	.296	66-81	.815	14	65	79	4.2	44	37	43	5	25

Games played: 19  
 Minutes/game: 31.4  
 Points/game: 14.5  
 FG Pct: 40.3  
 3FG Pct: 29.6  
 FT Pct: 81.5

Rebounds/game: 4.2  
 Assists/game: 1.9  
 Turnovers/game: 2.3  
 Assist/turnover ratio: 0.9  
 Steals/game: 1.3  
 Blocks/game: 0.3

## CAREER HIGHS

Points	31, VMI, 12/29/19
Rebounds	10, at Longwood, 1/4/20
Assists	7, Bob Jones, 12/21/19
Blocks	1, 8 times
Steals	4, twice
FGM	11, Truett-McConnell, 11/8/19
FGA	20, VMI, 12/29/19
3FGM	5, VMI, 12/29/19
3FGA	9, VMI, 12/29/19
FTM	11, vs ECU, 12/3/19
FTA	12, vs ECU, 12/3/19
Minutes	40, at Furman, 12/8/19

## SEASON HIGHS

Points	31, VMI, 12/29/19
Rebounds	10, at Longwood, 1/4/20
Assists	7, Bob Jones, 12/21/19
Blocks	1, 5 times
Steals	4, at Longwood, 1/4/20
FGM	11, Truett-McConnell, 11/8/19
FGA	20, VMI, 12/29/19
3FGM	5, VMI, 12/29/19
3FGA	9, VMI, 12/29/19
FTM	11, vs ECU, 12/3/19
FTA	12, vs ECU, 12/3/19
Minutes	40, at Furman, 12/8/19

## Career Statistics

Season	gp-gs min/avg		Total		3-Point		F-Throws		Rebounds				Scoring					
			fg-fga	pct	fg-fga	pct	ft-fa	pct	off	def	tot	avg	pf	fo	ast	to	blk	stl
2018-19	27-6	452/16.7	66-166	.398	22-56	.393	26-34	.765	10	44	54	2.0	40	0	39	29	2	16
2019-20	19-18	596/31.4	93-231	.403	24-81	.296	66-81	.815	14	65	79	4.2	44	0	37	43	5	25
TOTAL	46-24	1048/22.8	159-397	.401	46-137	.336	92-115	.800	24	109	133	2.9	84	0	76	72	7	41



# ANDREW TATE

Junior • 6-6 • 200 • Forward

Spartanburg, S.C.

(Spartanburg HS)

22

Game-By-Game																				
Opponent	Date	gs	min	Total		3-Pointers		Free throws		Rebounds				pf	a	t/o	blk	stl	pts	avg
				fg-fga	pct	3fg-fga	pct	ft-fta	pct	off	def	tot	avg							
at Col. of Charleston	11/05/19	dnp		-	-	-	-	-	-	-	-	-	-	-	-	-	-	-	-	
TRUETT-MCCONNELL	11/08/19	9		0-1	.000	0-0	.000	0-0	.000	0	2	2	2.0	4	2	1	0	0	0.0	
at Charlotte	11/30/19	dnp		-	-	-	-	-	-	-	-	-	-	-	-	-	-	-	-	
at Furman	12/08/19	dnp		-	-	-	-	-	-	-	-	-	-	-	-	-	-	-	-	
at S.C. State	12/18/19	dnp		-	-	-	-	-	-	-	-	-	-	-	-	-	-	-	-	
BOB JONES	12/21/19	1		1-1	1.000	0-0	.000	0-0	.000	0	0	0	1.0	0	0	0	0	0	2 1.0	
at Gardner-Webb	01/18/20	dnp		-	-	-	-	-	-	-	-	-	-	-	-	-	-	-	-	
Totals		0	10	1-2	.500	0-0	.000	0-0	.000	0	2	2	1.0	4	2	1	0	0	2 1.0	

CAREER HIGHS	
Points	2, 4 times
Rebounds	3, Brevard, 11/10/18
Assists	2, Truett-McConnell, 11/8/19
Blocks	1, at Charleston So., 2/21/19
Steals	1, Hampton, 3/2/19
FGM	1, 3 times
FGA	2, Hampton, 3/2/19
3FGM	N/A
3FGA	N/A
FTM	1, at VMI, 11/14/18
FTA	2, at VMI, 11/14/18
Minutes	9, Truett-McConnell, 11/8/19

Games played: 2	Rebounds/game: 1.0
Minutes/game: 5.0	Assists/game: 1.0
Points/game: 1.0	Turnovers/game: 0.5
FG Pct: 50.0	Assist/turnover ratio: 2.0

SEASON HIGHS	
Points	2, Bob Jones, 12/21/19
Rebounds	2, Truett-McConnell, 11/8/19
Assists	2, Truett-McConnell, 11/8/19
Blocks	N/A
Steals	N/A
FGM	1, Bob Jones, 12/21/19
FGA	1, twice
3FGM	N/A
3FGA	N/A
FTM	N/A
FTA	N/A
Minutes	9, Truett-McConnell, 11/8/19

Career Statistics																				
			Total		3-Point		F-Throws		Rebounds										Scoring	
Season	gp-gs	min/avg	fg-fga	pct	fg-fga	pct	ft-fta	pct	off	def	tot	avg	pf	fo	ast	to	blk	stl	pts	avg
2018-19	9-1	35/3.9	1-3	.333	0-0	.000	1-2	.500	0	8	8	0.9	2	0	1	2	0	0	3	0.3
2019-20	2-0	10/5.0	1-2	.500	0-0	.000	0-0	.000	0	2	2	1.0	4	0	2	1	0	0	2	1.0
TOTAL	11-1	45/4.1	2-5	.400	0-0	.000	1-2	.500	0	10	10	0.9	6	0	3	3	0	0	5	0.5



# THOMAS BOOKER

R-Jr. • 6-2 • 180 • Guard

Nashville, Tenn.

(Bowling Green HS)

23

## Game-By-Game

Opponent	Date	gs	min	Total		3-Pointers		Free throws		Rebounds				pf	a	t/o	blk	stl	pts	avg
				fg-fga	pct	3fg-fga	pct	ft-ftr	pct	off	def	tot	avg							
at Col. of Charleston	11/05/19	6	1-2	.500	0-0	.000	2-2	1.000	0	0	0	0.0	1	0	1	0	1	4	4.0	
TRUETT-MCCONNELL	11/08/19	18	3-4	.750	1-1	1.000	2-2	1.000	2	1	3	1.5	0	0	1	0	1	9	6.5	
at N.C. Central	11/11/19	7	1-1	1.000	0-0	.000	1-2	.500	0	0	0	1.0	1	0	0	0	0	3	5.3	
at Virginia Tech	11/13/19	4	0-0	.000	0-0	.000	0-0	.000	0	0	0	0.8	0	0	0	0	0	0	4.0	
at Akron	11/18/19	15	3-6	.500	0-1	.000	0-0	.000	1	2	3	1.2	0	0	0	0	0	6	4.4	
at Louisville	11/20/19	16	2-7	.286	1-3	.333	0-0	.000	1	1	2	1.3	0	0	1	0	2	5	4.5	
YOUNGSTOWN ST.	11/23/19	3	0-1	.000	0-0	.000	0-0	.000	0	1	1	1.3	0	0	1	0	0	0	3.9	
at Charlotte	11/30/19	dnp	-	-	-	-	-	-	-	-	-	-	-	-	-	-	-	-	-	
EASTERN KY.	12/03/19	6	0-1	.000	0-0	.000	0-0	.000	0	2	2	1.4	1	0	0	0	0	0	3.4	
at Furman	12/08/19	dnp	-	-	-	-	-	-	-	-	-	-	-	-	-	-	-	-	-	
at S.C. State	12/18/19	8	1-2	.500	0-1	.000	0-0	.000	2	0	2	1.4	1	1	0	0	0	2	3.2	
BOB JONES	12/21/19	8	2-4	.500	0-2	.000	0-1	.000	0	0	0	1.3	0	0	0	0	0	4	3.3	
VMI	12/29/19	9	2-2	1.000	0-0	.000	0-0	.000	0	0	0	1.2	2	1	0	0	2	4	3.4	
at Charleston So.	01/02/20	20	3-7	.429	0-0	.000	2-2	1.000	3	1	4	1.4	2	0	1	1	0	8	3.8	
at Longwood	01/04/20	21	5-9	.556	0-2	.000	2-2	1.000	3	4	7	1.8	3	0	3	0	1	12	4.4	
HAMPTON	01/08/20	18	4-7	.571	0-1	.000	2-5	.400	1	2	3	1.9	1	1	0	0	1	10	4.8	
RADFORD	01/16/20	10	0-2	.000	0-0	.000	0-0	.000	1	0	1	1.9	2	1	0	0	0	0	4.5	
at Gardner-Webb	01/18/20	10	1-4	.250	0-2	.000	3-3	1.000	1	0	1	1.8	2	0	0	0	2	5	4.5	
HIGH POINT	01/20/20	2	0-1	.000	0-0	.000	0-0	.000	0	0	0	1.7	1	0	0	0	0	0	4.2	
Totals		0	181	28-60	.467	2-13	.154	14-19	.737	15	14	29	1.7	17	4	7	1	9	72	4.2

Games played: 17  
Minutes/game: 10.6  
Points/game: 4.2  
FG Pct: 46.7  
3FG Pct: 15.4  
FT Pct: 73.7

Rebounds/game: 1.7  
Assists/game: 0.2  
Turnovers/game: 0.4  
Assist/turnover ratio: 0.6  
Steals/game: 0.5  
Blocks/game: 0.1

## CAREER HIGHS

Points 18, at North Florida, 2/15/18  
Rebounds 7, at Longwood, 1/4/20  
Assists 3, twice  
Blocks 1, 3 times  
Steals 2, 7 times  
FGM 6, at North Florida, 2/15/18  
FGA 9, 6 times  
3FGM 3, at North Florida, 2/15/18  
3FGA 4, 3 times  
FTM 4, at NJIT, 1/6/18  
FTA 4, at NJIT, 1/6/18  
Minutes 27, at VMI, 11/14/18

## SEASON HIGHS

Points 12, at Longwood, 1/4/20  
Rebounds 7, at Longwood, 1/4/20  
Assists 1, 4 times  
Blocks 1, at CSU, 1/2/20  
Steals 2, twice  
FGM 5, at Longwood, 1/4/20  
FGA 9, at Longwood, 1/4/20  
3FGM 1, Truett-McConnell, 11/8/19  
3FGA 2, 3 times  
FTM 3, at GWU, 1/18/20  
FTA 5, Hampton, 1/8/20  
Minutes 21, at Longwood, 1/4/20

Career Statistics																				
			Total		3-Point		F-Throws		Rebounds										Scoring	
Season	gp-gs	min/avg	fg-fga	pct	fg-fga	pct	ft-fta	pct	off	def	tot	avg	pf	fo	ast	to	blk	stl	pts	avg
2016-17	4-0	37/9.3	2-7	.286	0-1	.000	1-2	.500	2	4	6	1.5	3	0	2	2	1	0	5	1.3
2017-18	28-1	303/10.8	42-100	.420	11-24	.458	19-21	.905	24	15	39	1.4	34	0	11	15	1	17	114	4.1
2018-19	6-0	65/10.8	10-26	.385	2-12	.167	3-5	.600	0	4	4	0.7	9	0	1	3	0	1	25	4.2
2019-20	17-0	181/10.6	28-60	.467	2-13	.154	14-19	.737	15	14	29	1.7	17	0	4	7	1	9	72	4.2
TOTAL	55-1	586/10.7	82-193	.425	15-50	.300	37-47	.787	41	37	78	1.4	63	0	18	27	3	27	216	3.9



# MYKAYLE CARTER

Freshman • 6-5 • 190 • Forward

Lauderhill, Fla.

(Piper HS)

24

## Game-By-Game

Opponent	Date	gs	min	Total		3-Pointers		Free throws		Rebounds								pts	avg
				fg-fga	pct	3fg-fga	pct	ft-fa	pct	off	def	tot	avg	pf	a	t/o	blk	stl	
at Col. of Charleston	11/05/19	dnp		-	-	-	-	-	-	-	-	-	-	-	-	-	-	-	-
at Akron	11/18/19	11		3-5	.600	1-1	1.000	0-2	.000	0	1	1	1.0	1	0	0	1	0	7.0
at Louisville	11/20/19	1		0-0	.000	0-0	.000	0-0	.000	0	0	0	0.5	0	0	0	0	1	3.5
at Charlotte	11/30/19	11		2-3	.667	2-2	1.000	0-0	.000	0	0	0	0.3	0	0	0	0	0	4.3
at Furman	12/08/19	dnp		-	-	-	-	-	-	-	-	-	-	-	-	-	-	-	-
at S.C. State	12/18/19	dnp		-	-	-	-	-	-	-	-	-	-	-	-	-	-	-	-
BOB JONES	12/21/19	1		0-0	.000	0-0	.000	0-0	.000	1	0	1	0.5	0	0	0	0	0	3.3
at Charleston So.	01/02/20	4		0-1	.000	0-0	.000	0-0	.000	0	0	0	0.4	0	0	0	0	0	2.6
at Gardner-Webb	01/18/20	1		0-0	.000	0-0	.000	0-0	.000	0	0	0	0.3	0	0	0	0	0	2.2
Totals		0	29	5-9	.556	3-3	1.000	0-2	.000	1	1	2	0.3	1	0	0	1	1	13 2.2

Games played: 6  
Minutes/game: 4.8  
Points/game: 2.2  
FG Pct: 55.6  
3FG Pct: 100.0  
FT Pct: 0.0

Rebounds/game: 0.3  
Steals/game: 0.2  
Blocks/game: 0.2

## CAREER HIGHS

Points	7, at Akron, 11/18/19
Rebounds	1, twice
Assists	N/A
Blocks	1, at Akron, 11/18/19
Steals	N/A
FGM	3, at Akron, 11/18/19
FGA	5, at Akron, 11/18/19
3FGM	2, at Charlotte, 11/30/19
3FGA	2, at Charlotte, 11/30/19
FTM	N/A
FTA	2, at Akron, 11/18/19
Minutes	11, twice

## SEASON HIGHS

Points	7, at Akron, 11/18/19
Rebounds	1, twice
Assists	N/A
Blocks	1, at Akron, 11/18/19
Steals	N/A
FGM	3, at Akron, 11/18/19
FGA	5, at Akron, 11/18/19
3FGM	2, at Charlotte, 11/30/19
3FGA	2, at Charlotte, 11/30/19
FTM	N/A
FTA	2, at Akron, 11/18/19
Minutes	11, twice

## Career Statistics

Season	gp-gs	min/avg	Total		3-Point		F-Throws		Rebounds										Scoring	
			fg-fga	pct	fg-fga	pct	ft-fa	pct	off	def	tot	avg	pf	fo	ast	to	blk	stl	pts	avg
2019-20	6-0	29/4.8	5-9	.556	3-3	1.000	0-2	.000	1	1	2	0.3	1	0	0	0	1	1	13	2.2
TOTAL	6-0	29/4.8	5-9	.556	3-3	1.000	0-2	.000	1	1	2	0.3	1	0	0	0	1	1	13	2.2





JAYTAVEOUS WATSON

Freshman • 6-8 • 220 • Forward

Grantville, Ga.

(Newnan HS)

25

Game-By-Game

Opponent	Date	gs	min	Total		3-Pointers		Free throws		Rebounds								pts	avg	
				fg-fga	pct	3fg-fga	pct	ft-fa	pct	off	def	tot	avg	pf	a	t/o	blk			stl
at Col. of Charleston	11/05/19	dnp		-	-	-	-	-	-	-	-	-	-	-	-	-	-	-	-	-
at Charlotte	11/30/19	dnp		-	-	-	-	-	-	-	-	-	-	-	-	-	-	-	-	-
EASTERN KY.	12/03/19	9	2-3	.667	0-0	.000	0-1	.000	0	1	1	1.0	2	1	1	0	0	4	4.0	
at Furman	12/08/19	19	2-4	.500	0-0	.000	1-2	.500	1	4	5	3.0	1	0	1	1	1	5	4.5	
at S.C. State	12/18/19	9	3-3	1.000	0-0	.000	0-0	.000	0	1	1	2.3	3	1	0	0	0	6	5.0	
BOB JONES	12/21/19	9	3-3	1.000	0-0	.000	2-4	.500	1	2	3	2.5	3	2	1	2	0	8	5.8	
VMI	12/29/19	2	0-0	.000	0-0	.000	0-0	.000	0	0	0	2.0	1	0	1	0	0	0	4.6	
at Charleston So.	01/02/20	11	1-1	1.000	0-0	.000	0-0	.000	0	1	1	1.8	0	1	0	1	2	2	4.2	
HAMPTON	01/08/20	4	0-1	.000	0-0	.000	1-2	.500	1	0	1	1.7	2	0	1	0	0	1	3.7	
RADFORD	01/16/20	11	0-0	.000	0-0	.000	0-0	.000	0	3	3	1.9	0	1	0	0	0	0	3.3	
at Gardner-Webb	01/18/20	18	5-7	.714	0-0	.000	1-3	.333	3	3	6	2.3	3	0	2	2	0	11	4.1	
HIGH POINT	01/20/20	* 26	1-2	.500	0-0	.000	0-1	.000	0	4	4	2.5	3	2	1	1	1	2	3.9	
Totals		1	118	17-24	.708	0-0	.000	5-13	.385	6	19	25	2.5	18	8	8	7	4	39	3.9

CAREER HIGHS	
Points	11, at GWU, 1/18/20
Rebounds	6, at GWU, 1/18/20
Assists	2, twice
Blocks	2, twice
Steals	2, at CSU, 1/2/20
FGM	5, at GWU, 1/18/20
FGA	7, at GWU, 1/18/20
3FGM	N/A
3FGA	N/A
FTM	2, Bob Jones, 12/21/19
FTA	4, Bob Jones, 12/21/19
Minutes	26, vs High Point, 1/20/20

Games played: 10	Rebounds/game: 2.5
Minutes/game: 11.8	Assists/game: 0.8
Points/game: 3.9	Turnovers/game: 0.8
FG Pct: 70.8	Assist/turnover ratio: 1.0
FT Pct: 38.5	Steals/game: 0.4
	Blocks/game: 0.7

SEASON HIGHS	
Points	11, at GWU, 1/18/20
Rebounds	6, at GWU, 1/18/20
Assists	2, twice
Blocks	2, twice
Steals	2, at CSU, 1/2/20
FGM	5, at GWU, 1/18/20
FGA	7, at GWU, 1/18/20
3FGM	N/A
3FGA	N/A
FTM	2, Bob Jones, 12/21/19
FTA	4, Bob Jones, 12/21/19
Minutes	26, vs High Point, 1/20/20

Career Statistics

			Total		3-Point		F-Throws		Rebounds										Scoring	
Season	gp-gs	min/avg	fg-fga	pct	fg-fga	pct	ft-fta	pct	off	def	tot	avg	pf	fo	ast	to	blk	stl	pts	avg
2019-20	10-1	118/11.8	17-24	.708	0-0	.000	5-13	.385	6	19	25	2.5	18	0	8	8	7	4	39	3.9
TOTAL	10-1	118/11.8	17-24	.708	0-0	.000	5-13	.385	6	19	25	2.5	18	0	8	8	7	4	39	3.9



JOSH ALDRICH

Sophomore • 6-7 • 200 • Guard/Forward

Wilmington, N.C.

(New Hanover HS)

34

Game-By-Game

Opponent	Date	gs	min	Total		3-Pointers		Free throws		Rebounds											
				fg-fga	pct	3fg-fga	pct	ft-fga	pct	off	def	tot	avg	pf	a	t/o	blk	stl	pts	avg	
at Col. of Charleston	11/05/19	*	10	0-1	.000	0-1	.000	0-0	.000	0	1	1	1.0	4	0	0	0	0	0.0		
TRUETT-MCCONNELL	11/08/19	*	12	4-7	.571	1-2	.500	2-4	.500	4	2	6	3.5	1	2	1	1	1	5.5		
at N.C. Central	11/11/19	*	28	4-8	.500	1-3	.333	1-3	.333	2	3	5	4.0	4	1	1	1	0	7.0		
at Virginia Tech	11/13/19	*	22	3-5	.600	1-3	.333	2-2	1.000	1	2	3	3.8	3	0	1	0	1	9	7.5	
at Louisville	11/20/19	*	25	2-5	.400	1-2	.500	0-0	.000	1	5	6	4.2	3	0	0	0	1	5	7.0	
YOUNGSTOWN ST.	11/23/19	*	17	0-1	.000	0-0	.000	0-0	.000	1	2	3	4.0	2	0	1	0	0	0	5.8	
at Charlotte	11/30/19	*	13	0-2	.000	0-1	.000	0-0	.000	0	1	1	3.6	0	0	0	0	0	0	5.0	
EASTERN KY.	12/03/19	*	23	3-4	.750	0-1	.000	6-7	.857	1	6	7	4.0	5	0	2	1	1	12	5.9	
at Furman	12/08/19	*	8	0-1	.000	0-0	.000	0-2	.000	0	1	1	3.7	1	0	0	0	0	0	5.2	
at S.C. State	12/18/19	*	22	1-1	1.000	0-0	.000	0-1	.000	0	3	3	3.6	3	0	0	0	0	2	4.9	
BOB JONES	12/21/19	*	23	4-6	.667	1-1	1.000	0-0	.000	3	4	7	3.9	4	1	2	1	1	9	5.3	
VMI	12/29/19	*	9	0-2	.000	0-1	.000	0-0	.000	0	1	1	3.7	3	0	0	1	0	0	4.8	
at Charleston So.	01/02/20	*	12	1-2	.500	0-0	.000	0-0	.000	1	1	2	3.5	3	0	0	0	0	2	4.6	
at Longwood	01/04/20	*	12	0-2	.000	0-2	.000	0-0	.000	0	1	1	3.4	2	0	0	0	0	0	4.3	
HAMPTON	01/08/20	*	9	0-1	.000	0-1	.000	0-0	.000	0	1	1	3.2	1	1	0	0	0	0	4.0	
RADFORD	01/16/20	*	13	1-2	.500	0-1	.000	0-0	.000	2	2	4	3.3	4	0	0	0	0	2	3.9	
at Gardner-Webb	01/18/20	*	13	0-1	.000	0-1	.000	0-0	.000	0	2	2	3.2	1	0	0	2	0	0	3.6	
HIGH POINT	01/20/20		9	1-4	.250	1-3	.333	2-2	1.000	1	2	3	3.2	1	0	0	0	0	5	3.7	
Totals			17	280	24-55	.436	6-23	.261	13-21	.619	17	40	57	3.2	45	5	8	7	5	67	3.7

CAREER HIGHS	
Points	12, vs ECU, 12/3/19
Rebounds	7, 3 times
Assists	2, 3 times
Blocks	4, Longwood, 1/26/19
Steals	3, Longwood, 1/26/19
FGM	4, 4 times
FGA	8, at NC Central, 11/11/19
3FGM	2, 3 times
3FGA	4, at Portland, 11/21/18
FTM	6, vs ECU, 12/3/19
FTA	7, vs ECU, 12/3/19
Minutes	34, at Western Mich., 12/1/18

Games played: 18  
Minutes/game: 15.6  
Points/game: 3.7  
FG Pct: 43.6  
3FG Pct: 26.1  
FT Pct: 61.9

Rebounds/game: 3.2  
Assists/game: 0.3  
Turnovers/game: 0.4  
Assist/turnover ratio: 0.6  
Steals/game: 0.3  
Blocks/game: 0.4

SEASON HIGHS	
Points	12, vs ECU, 12/3/19
Rebounds	7, twice
Assists	2, Truett-McConnell, 11/8/19
Blocks	2, at GWU, 1/18/20
Steals	1, 3 times
FGM	4, 3 times
FGA	8, at NC Central, 11/11/19
3FGM	1, 5 times
3FGA	3, 3 times
FTM	6, vs ECU, 12/3/19
FTA	7, vs ECU, 12/3/19
Minutes	28, at NC Central, 11/8/19

			Career Statistics																	
			Total		3-Point		Rebounds										Scoring			
Season	gp-gs	min/avg	fg-fga	pct	fg-fga	pct	ft-fa	pct	off	def	tot	avg	pf	fo	ast	to	blk	stl	pts	avg
2018-19	26-19	515/19.8	31-83	.373	11-38	.289	13-25	.520	27	52	79	3.0	61	3	13	17	18	20	86	3.3
2019-20	18-17	280/15.6	24-55	.436	6-23	.261	13-21	.619	17	40	57	3.2	45	1	5	8	7	5	67	3.7
TOTAL	44-36	795/18.1	55-138	.399	17-61	.279	26-46	.565	44	92	136	3.1	106	4	18	25	25	25	153	3.5



NEVIN ZINK

Sophomore • 6-9 • 219 • Center

Newtown, Conn.

(St. Andrews School)

35

CAREER HIGHS	
Points	21, at Longwood, 1/4/20
Rebounds	13, UNC Asheville, 2/13/19
Assists	2, 3 times
Blocks	2, 4 times
Steals	1, 13 times
FGM	8, at Gardner-Webb, 1/12/19
FGA	10, at Gardner-Webb, 1/12/19
3FGM	N/A
3FGA	N/A
FTM	11, at Longwood, 1/4/20
FTA	12, at Longwood, 1/4/20
Minutes	36, at Gardner-Webb, 1/12/19

SEASON HIGHS	
Points	21 at Longwood, 1/4/20
Rebounds	8, vs ECU, 12/3/19
Assists	2, twice
Blocks	2, at Furman, 12/8/19
Steals	1, 6 times
FGM	5, twice
FGA	7, twice
3FGM	N/A
3FGA	N/A
FTM	11, at Longwood, 1/4/20
FTA	12, at Longwood, 1/4/20
Minutes	33, at S.C. State, 12/18/19

Game-By-Game

Opponent	Date	gs	min	Total		3-Pointers		Free throws		Rebounds				pf	a	t/o	blk	stl	pts	avg	
				fg-fga	pct	3fg-fga	pct	ft-fga	pct	off	def	tot	avg								
at Col. of Charleston	11/05/19	*	17	1-2	.500	0-0	.000	0-0	.000	0	1	1	1.0	3	0	0	0	0	2	2.0	
TRUETT-MCCONNELL	11/08/19	*	16	0-0	.000	0-0	.000	0-0	.000	1	1	2	1.5	1	1	1	0	1	0	1.0	
at N.C. Central	11/11/19	*	20	5-6	.833	0-0	.000	0-3	.000	1	1	2	1.7	1	0	0	1	0	10	4.0	
at Virginia Tech	11/13/19	*	28	4-5	.800	0-0	.000	2-2	1.000	1	4	5	2.5	1	0	2	0	0	10	5.5	
at Akron	11/18/19	*	15	0-2	.000	0-0	.000	1-3	.333	4	5	9	3.8	5	0	0	1	0	1	4.6	
at Louisville	11/20/19	*	36	1-3	.333	0-0	.000	5-7	.714	2	3	5	4.0	1	0	1	0	0	7	5.0	
YOUNGSTOWN ST.	11/23/19	*	28	4-7	.571	0-0	.000	2-3	.667	3	4	7	4.4	2	0	0	1	1	10	5.7	
at Charlotte	11/30/19	*	19	3-5	.600	0-0	.000	0-0	.000	4	2	6	4.6	2	0	2	0	0	6	5.8	
EASTERN KY.	12/03/19	*	28	0-0	.000	0-0	.000	5-8	.625	2	6	8	5.0	4	2	2	0	0	5	5.7	
at Furman	12/08/19	*	21	0-1	.000	0-0	.000	0-0	.000	0	2	2	4.7	3	0	1	2	1	0	5.1	
at S.C. State	12/18/19	*	33	4-7	.571	0-0	.000	4-4	1.000	4	1	5	4.7	4	0	0	1	0	12	5.7	
BOB JONES	12/21/19	*	21	2-3	.667	0-0	.000	6-9	.667	2	4	6	4.8	3	0	0	0	1	10	6.1	
VMI	12/29/19	*	17	2-3	.667	0-0	.000	2-2	1.000	3	3	6	4.9	1	0	0	0	0	6	6.1	
at Charleston So.	01/02/20	*	21	1-3	.333	0-0	.000	0-0	.000	1	1	2	4.7	2	0	1	0	1	2	5.8	
at Longwood	01/04/20	*	27	5-6	.833	0-0	.000	11-12	.917	1	3	4	4.7	2	2	2	1	1	21	6.8	
HAMPTON	01/08/20	*	13	3-5	.600	0-0	.000	0-1	.000	0	2	2	4.5	4	0	1	0	0	6	6.8	
RADFORD	01/16/20	*	5	0-0	.000	0-0	.000	0-0	.000	0	1	1	4.3	3	0	0	0	0	0	6.4	
at Gardner-Webb	01/18/20	*	14	1-2	.500	0-0	.000	0-3	.000	0	1	1	4.1	4	0	0	0	0	2	6.1	
HIGH POINT	01/20/20	*	18	3-5	.600	0-0	.000	0-1	.000	2	0	2	4.0	3	0	1	0	0	6	6.1	
Totals			19	397	39-65	.600	0-0	.000	38-58	.655	31	45	76	4.0	49	5	14	7	6	116	6.1
Games played: 19										Rebounds/game: 4.0											
Minutes/game: 20.9										Assists/game: 0.3											
Points/game: 6.1										Turnovers/game: 0.7											
FG Pct: 60.0										Assist/turnover ratio: 0.4											
FT Pct: 65.5										Steals/game: 0.3											
										Blocks/game: 0.4											

Career Statistics																				
			Total		3-Point		F-Throws		Rebounds										Scoring	
Season	gp-gs	min/avg	fg-fga	pct	fg-fga	pct	ft-fa	pct	off	def	tot	avg	pf	fo	ast	to	blk	stl	pts	avg
2018-19	26-25	496/19.1	62-115	.539	0-0	.000	43-60	.717	43	62	105	4.0	74	4	2	32	7	7	167	6.4
2019-20	19-19	397/20.9	39-65	.600	0-0	.000	38-58	.655	31	45	76	4.0	49	1	5	14	7	6	116	6.1
TOTAL	45-44	893/19.8	101-180	.561	0-0	.000	81-118	.686	74	107	181	4.0	123	5	7	46	14	13	283	6.3

## Roster

## NUMERICAL

No.	Name	Pos.	Ht.	Wt.	Yr.	Hometown/Previous School
0	Brandon Martin	F	6'5	220	So.	Miami, Fla. / Cardinal Newman School
1	Dalvin White	G	5'10	170	So.	Norcross, Ga. / Norcross HS
2	Cartier Jernigan	G	6'1	180	Fr.	Charlotte, N.C. / West Charlotte HS
3	Mysta Goodloe	G	6'4	195	Fr.	Winston-Salem, N.C. / R.J. Reynolds HS
4	Khydarius Smith	F	6'8	210	Fr.	Fort Mill, S.C. / Nation Ford HS
5	Bryson Mozone	F	6'6	200	So.	North Augusta, S.C. / North Augusta HS
10	Tommy Bruner	G	6'1	175	Fr.	Columbia, S.C. / Gray Collegiate Acad.
12	Everette Hammond	G	6'3	185	So.	Silver Spring, Md. / St. Thomas More
22	Andrew Tate	F	6'6	200	Jr.	Spartanburg, S.C. / Spartanburg HS
23	Thomas Booker	G	6'2	180	R-Jr.	Nashville, Tenn. / Bowling Green HS
24	Mykayle Carter	F	6'5	190	Fr.	Lauderhill, Fla. / Piper HS
25	Jatayveous Watson	F	6'8	220	Fr.	Newnan, Ga. / Newnan HS
34	Josh Aldrich	F	6'7	205	So.	Wilmington, N.C. / New Hanover HS
35	Nevin Zink	C	6'9	230	So.	Newtown, Conn. / St. Andrews School

## ALPHABETICAL

No.	Name	Pos.	Ht.	Wt.	Yr.	Hometown/Previous School
34	Josh Aldrich	F	6'7	205	So.	Wilmington, N.C. / New Hanover HS
23	Thomas Booker	G	6'2	180	R-Jr.	Nashville, Tenn. / Bowling Green HS
10	Tommy Bruner	G	6'1	175	Fr.	Columbia, S.C. / Gray Collegiate Acad.
24	Mykayle Carter	F	6'5	190	Fr.	Lauderhill, Fla. / Piper HS
3	Mysta Goodloe	G	6'4	195	Fr.	Winston-Salem, N.C. / R.J. Reynolds HS
12	Everette Hammond	G	6'3	185	So.	Silver Spring, Md. / St. Thomas More
2	Cartier Jernigan	G	6'1	180	Fr.	Charlotte, N.C. / West Charlotte HS
0	Brandon Martin	F	6'5	220	So.	Miami, Fla. / Cardinal Newman School
5	Bryson Mozone	F	6'6	200	So.	North Augusta, S.C. / North Augusta HS
4	Khydarius Smith	F	6'8	210	Fr.	Fort Mill, S.C. / Nation Ford HS
22	Andrew Tate	F	6'6	200	Jr.	Spartanburg, S.C. / Spartanburg HS
25	Jatayveous Watson	F	6'8	220	Fr.	Newnan, Ga. / Newnan HS
1	Dalvin White	G	5'10	170	So.	Norcross, Ga. / Norcross HS
35	Nevin Zink	C	6'9	230	So.	Newtown, Conn. / St. Andrews School

## Coaching Staff

**Head Coach:** Dave Dickerson (2nd season)

**Assistant Coach:** Dr. Ron Bradley (2nd season)

**Assistant Coach:** Stacey Palmore (2nd season)

**Assistant Coach:** Andrew Garcia (2nd season)

**Volunteer Assistant:** Chris Logsdon (2nd season)

**Athletic Trainer:** Michael "Sandy" Sandago

## Seniors (0)

## Juniors (2)

Thomas Booker  
Andrew Tate

## Sophomores (6)

Josh Aldrich  
Everette Hammond  
Brandon Martin  
Bryson Mozone  
Dalvin White  
Nevin Zink

## Freshmen (6)

Tommy Bruner  
Mykayle Carter  
Mysta Goodloe  
Cartier Jernigan  
Kydarius Smith  
Jatayveous Watson

## Spartans By Country

## United States (14)

Josh Aldrich  
Thomas Booker  
Tommy Bruner  
Mykayle Carter  
Mysta Goodloe  
Everette Hammond  
Cartier Jernigan  
Brandon Martin  
Bryson Mozone  
Kydarius Smith  
Andrew Tate  
Jatayveous Watson  
Dalvin White  
Nevin Zink

## Spartans By Position

## Guard (6)

Thomas Booker  
Tommy Bruner  
Mysta Goodloe  
Everette Hammond  
Cartier Jernigan  
Dalvin White

## Forward (6)

Josh Aldrich  
Mykayle Carter  
Brandon Martin  
Bryson Mozone  
Khydarius Smith  
Andrew Tate  
Jatayveous Watson

## Center (1)

Nevin Zink



## Radio/TV Chart



#0 Brandon Martin  
So., F, 6-5, 213



#1 Dalvin White  
So., G, 5-10, 153



#2 Cartier Jernigan  
Fr., G, 6-1, 180



#3 Mysta Goodloe  
Fr., G, 6-4, 195



#4 Khydarius Smith  
Fr., F, 6-8, 210



#5 Bryson Mozone  
So., G/F, 6-6, 183



#10 Tmmy Bruner  
Fr., G, 6-1, 175



#12 Everette Hammond  
So., G, 6-3, 185



#22 Andrew Tate  
Jr., F, 6-6, 188



#23 Thomas Booker  
R-Jr., 6-2, 178



#24 Mykayle Carter  
Fr., G/F, 6-5, 190



#25 Jaytaveous Watson  
Fr., F, 6-8, 220



#34 Josh Aldrich  
So., G/F, 6-7, 200



#35 Nevin Zink  
So., C, 6-9, 219




Dave Dickerson  
Head Coach




Dr. Ron Bradley  
Assistant Coach



Stacey Palmore  
Assistant Coach



Andrew Garcia  
Assistant Coach



Chris Logsdon  
Volunteer Assistant