



USC Upstate Men's Basketball

2019-20 Game Notes

Contact: William Meyer • wmeyer2@uscupstate.edu • Office: (864) 503-5129 • Cell: (864) 504-1485

Schedule/Results

NOVEMBER

| | | |
|-------|------------------------|-----------|
| 11/5 | @College of Charleston | L, 55-74 |
| 11/8 | Truett-McConnell | W, 103-62 |
| 11/11 | @N.C. Central | L, 64-73 |
| 11/13 | @Virginia Tech | L, 57-80 |
| 11/18 | @Akron | L, 45-76 |
| 11/20 | @Louisville | L, 50-76 |
| 11/23 | Youngstown State | L, 61-66 |
| 11/30 | @Charlotte | L, 47-83 |

DECEMBER

| | | |
|-------|------------------|----------|
| 12/3 | Eastern Kentucky | W, 79-67 |
| 12/8 | @Furman | L, 72-84 |
| 12/18 | @S.C. State | W, 73-70 |
| 12/21 | Bob Jones | W, 92-74 |
| 12/29 | VMI | W, 91-82 |

JANUARY

| | | |
|------|-----------------------|-----------|
| 1/2 | @Charleston Southern* | L, 75-89 |
| 1/4 | @Longwood* | W, 73-56 |
| 1/8 | Hampton* | W, 83-73 |
| 1/16 | Radford* | 6:00 p.m. |
| 1/18 | @Gardner-Webb* | 4:30 p.m. |
| 1/20 | High Point* | 6:00 p.m. |
| 1/23 | @Winthrop* | TBA |
| 1/25 | UNC Asheville* | 4:00 p.m. |
| 1/30 | @Presbyterian* | 7:00 p.m. |

FEBRUARY

| | | |
|------|----------------------|-----------|
| 2/1 | Campbell* | 4:30 p.m. |
| 2/6 | @UNC Asheville* | 6:00 p.m. |
| 2/8 | Gardner-Webb* | 4:30 p.m. |
| 2/10 | Charleston Southern* | 6:00 p.m. |
| 2/15 | @High Point* | TBA |
| 2/20 | Longwood* | 6:00 p.m. |
| 2/22 | @Radford* | 4:30 p.m. |
| 2/27 | Winthrop* | 6:00 p.m. |
| 2/29 | @Hampton* | 7:00 p.m. |

MARCH

| | | |
|-----|-----------------------|-----|
| 3/3 | Big South First Round | TBA |
|-----|-----------------------|-----|

All Times are EST and Subject to Change

Home Games are in **Bold**

* - Big South Conference Game

Game Central

Radford
Highlanders
(8-7, 3-0 BSC)



VS

USC
Upstate
Spartans
(7-9, 2-1 BSC)



Head Coach: Mike Jones

Record at Radford: 146-134 (9th season)

Overall Record: Same

Head Coach: Dave Dickerson

Record at UPST: 13-35 (2nd season)

Overall Record: 81-119 (7th season)

Series History: Radford Leads 1-0

Trend: +1, Radford

Last Meeting: Radford won 79-72 (1/10/19, Spartanburg, S.C.)

Video: ESPN+

Live Stats: upstatespartans.com

Opening Tip

- This is the second all-time meeting between USC Upstate and Radford. The Highlanders took the only meeting last season inside the G.B. Hodge Center 79-72. A trio of Spartans reached double-figures in the loss, Deion Holmes (13), Malik Moore (13) and Everette Hammond (10).
- A win on Thursday would give their Spartans thier first ever win over Radford and would give them three conference wins for the first time since the 2016-17 season.
- USC Upstate is coming off an 83-73 victory over Hampton University. Four Spartans reached double-figures in the victory, Everette Hammond (20), Tommy Bruner (16), Brandon Martin (11) and Thomas Booker (10). Bruner set a new career high in both free throws made (10) and free throws attempted (10). Cartier Jernigan had the best all-around stat line of the night with 9-points, 9-rebounds, 6-assists and a pair of blocks in the win.
- Radford is 8-7 overall this season and 3-0 in Big South competition with wins over High Point, Gardner-Webb and Campbell.
- In the Highlanders last game against Campbell they came away with a 68-63 victory over the Camels. Carlik Jones scored 22-points and hauled in 7-rebounds in the victory.
- Jones was also named Big South Player of the Week for his efforts on the court to help keep the Highlanders undefeated in conference play. Jones currently leads the team in three-different categories points (18.6), assists (7.9) and steals (2.3). Travis Fields Jr. is second on the team in points scored with 12.2 points per game and Devine Eke leads the team in total rebounds (93) and blocked shots (8).
- The Spartans are in their second season as a member of the Big South Conference after spending the

Projected Starters (from SID)



Cartier
Jernigan
Fr., G, 6-1, 180

2019-20 Stats

| | |
|-----|------|
| PPG | 5.3 |
| RPG | 2.8 |
| ASG | 2.6 |
| BLK | 0.3 |
| STL | 0.9 |
| MIN | 19.0 |



Tommy
Bruner
Fr., G, 6-1, 175

2019-20 Stats

| | |
|-----|------|
| PPG | 11.6 |
| RPG | 1.8 |
| ASG | 1.4 |
| BLK | 0 |
| STL | 0.9 |
| MIN | 25.9 |



Everette
Hammond
So., G, 6-3, 185

2019-20 Stats


| | |
|-----|------|
| PPG | 14.4 |
| RPG | 4.3 |
| ASG | 2.3 |
| BLK | 0.3 |
| STL | 1.4 |
| MIN | 31.8 |



Josh
Aldrich
So., G/F, 6-7, 205

2019-20 Stats

| | |
|-----|------|
| PPG | 4.0 |
| RPG | 3.2 |
| ASG | 0.3 |
| BLK | 0.3 |
| STL | 0.3 |
| MIN | 16.3 |



Nevin
Zink
So., C, 6-9, 230

2019-20 Stats

| | |
|-----|------|
| PPG | 6.8 |
| RPG | 4.5 |
| ASG | 0.3 |
| BLK | 0.4 |
| STL | 0.4 |
| MIN | 22.5 |



SOCIAL MEDIA

Facebook.com/UpstateAthletics
@UpstateMB // #Ball4TheBurg
upstatespartans.com

Quick Facts

UNIVERSITY INFORMATION

School: USC Upstate

Location: Spartanburg, S.C.

Founded: 1967

Enrollment: 6,200

Nickname: Spartans

Colors: Green (PMS 349), White and Black

Home Facility (Capacity): G.B. Hodge Center (833)

Press Row Phone: (864) 503-5058

Affiliation: NCAA Division I

Conference: Big South

Chancellor: Dr. Brendan B. Kelly

Director of Athletics: Daniel Feig

Faculty Athletics Representative: Dr. Jim Griffis

Senior Woman Administrator: Sheryl Turner-Watts

Athletic Department Phone: (864) 503-5141

MEN'S BASKETBALL HISTORY

First Year of Men's Basketball: 1967-68

Overall All-Time Record: 798-711

NCAA Tournament Appearances: 8 (Division II)

Last NCAA Tournament Appearance: 2006 (Division II)

Last NCAA Tourney Opponent: Columbus State (Division II)

Result: L, 90-88 (OT)

TEAM INFORMATION

2019-20 Overall Record: 7-9

2019-20 Big South Record: 2-1

Starters Returning/Lost: 2/3

Letterwinners Returning/Lost: 8/6

Newcomers: 6

COACHING STAFF

Head Coach: Dave Dickerson

Alma Mater: Maryland, 1990

Record at School/Years: 13-35/2nd season

Overall Record/Years: 81-119/7th season

Best Way To Reach Coach: Through SID

Assistant Coaches: Dr. Ron Bradley, Stacey Palmore, Andrew Garcia

Volunteer Assistant: Chris Logsdon

Athletic Trainer: Michael "Sandy" Sandago

ATHLETIC COMMUNICATIONS

MBB Contact: William Meyer, Associate Director

Office: (864) 503-5129

Cell: (864) 504-1485

Fax: (854) 503-5127

Email: wmeyer2@uscupstate.edu

Website: www.upstatespartans.com

UPSTATE SOCIAL MEDIA

Official Athletics Twitter: @UpstateSpartans

MBB Twitter: @UpstateMB

Facebook: Upstate Athletics

Instagram: upstatespartans

YouTube: USC Upstate Athletics

WHAT TO CALL US

Please refer to the University of South Carolina Upstate as USC Upstate on first reference. USC Upstate is acceptable after first reference. Please do not use dashes.

The Radford Series

This is the second all-time meeting between USC Upstate and Radford. The Highlanders took the only meeting last season inside the G.B. Hodge Center 79-72. A trio of Spartans reached double-figures in the loss, Deion Holmes (13), Malik Moore (13) and Everette Hammond (10). A win on Thursday would give their Spartans their first ever win over Radford and would give them three conference wins for the first time since the 2016-17 season.

Scouting the Opponent

Radford is 8-7 overall this season and 3-0 in Big South competition with wins over High Point, Gardner-Webb and Campbell. In the Highlanders last game against Campbell they came away with a 68-63 victory over the Camels. Carlik Jones scored 22-points and hauled in 7-rebounds in the victory. Jones was also named Big South Player of the Week for his efforts on the court to help keep the Highlanders undefeated in conference play. Jones currently leads the team in three-different categories points (18.6), assists (7.9) and steals (2.3). Travis Fields Jr. is second on the team in points scored with 12.2 points per game and Devine Eke leads the team in total rebounds (93) and blocked shots (8).

I Want It That Way

With an 83-73 win over Hampton last week the Spartans bested their win total from last season by picking up their seventh overall win and their second conference win. Four Spartans ended the game in double-figures against the Pirates, Everette Hammond (20), Tommy Bruner (16), Brandon Martin (11) and Thomas Booker (10). Bruner went a perfect 10-for-10 from the free throw line and Cartier Jernigan had 9-points, 9-rebounds, 6-assists and a pair of steals in the contest. USC Upstate will be looking for their second three-game winning streak of the season on Thursday night against Radford.

Zealous Zink

USC Upstate sophomore center Nevin Zink recorded a career high 21-points in Saturday's win over Longwood University. The Newton, Conn. native went 5-of-6 from the field and converted a career high 11 free throws on Saturday afternoon.

Winning Streak!

With a win over VMI on Sunday afternoon the Spartans recorded their third consecutive win to close out the month of December. The last time USC Upstate won three consecutive games was during the 2016-17 season when they won three in row from Decemer 4-13. USC Upstate also eclipsed the 90-point threshold for the second consecutive game on Sunday afternoon against VMI. The last time the Spartans achieved that milestone was also during the 2016-2017 season (Dec. 20 - 30.).

Young Guns

Tale of the Tape

Series History

| | |
|-----------------------|-------------------|
| Overall Series | Radford leads 1-0 |
| Home | 0-1 |
| Away | 0-0 |
| Neutral | 0-0 |

Statistical Comparison

| Category | Radford | USC Upstate |
|---------------------------------|---------|-------------|
| Record | 8-7 | 7-9 |
| Scoring Average | 70.3 | 70.0 |
| Scoring Margin | 6.4 | -4.1 |
| Opponents Average | 63.9 | 74.1 |
| Field Goal Pct. | 45.0 | 42.2 |
| 3-Point FG Pct. | 36.4 | 31.6 |
| Free Throw Pct. | 65.8 | 69.0 |
| Rebounding Avg. | 35.7 | 33.6 |
| Rebounding Margin | 2.3 | -2.2 |
| Assists/Game | 12.9 | 12.1 |
| Turnovers/Game | 10.9 | 13.3 |
| Turnover Margin | 1.1 | +1.8 |
| Assist-to-Turnover Ratio | 1.2 | 0.9 |
| Steals/Game | 5.7 | 6.4 |
| Blocks/Game | 2.1 | 2.4 |

USC Upstate is the only team in the nation in which 95% of their scoring comes from either freshman or sophomores. St. Bonaventure is second in the nation at 89% and Belmont rounds out the top three with 82%.

December to Remember

Since the start of December the Spartans have averaged 79 points per contest and have gone 3-1 over the stretch. Freshman Tommy Bruner is currently averaging a team high 19.8 points per contest and is shooting 50% from the field. Everette Hammond is right behind the freshman at 16.8 points per game and Bryson Mozone is contributing 11.5 points per contest off the bench.

The Streak is Over

Wednesday night's win over S.C. State ended a 19-game road losing streak for the men's basketball team. The streak lasted 382 days with their last road win coming against Western Michigan on December 1, 2018.

Bruner Named Big South Freshman of the Week

Bruner started out the week by resetting his career high in points with 19 against Eastern Kentucky. The freshman followed it up with an 18 point outburst against Furman on Sunday afternoon. For the first time in his career Bruner has recorded back-to-back double-digit outings.

Bruner weekly stats averaged out to 18.5 points, 2.5 rebounds and 2.0 assists while making 52 percent of his shots from the field and 38.5 percent of his shots from beyond the arch. The freshman was also a perfect 6-6 from the free throw line this week.

This is the first player of the week honor for Bruner in his career. Bruner becomes the first men's basketball player to win a weekly award in the Big South era and the first since Michael Buchanan's ASUN Player of the Week honor in February 2017. The last Spartan to earn a Freshman of the Week accolade was Mike Cunningham in February of 2016.

A Tale of Two Halves

USC Upstate scored 43 points in the second half against Furman University on Sunday afternoon but it was not enough as the Paldins held on for an 82-74 victory. The Spartans recorded a better shooting percentage than their opponent with a 56% shooting clip from the field. Bryson Mozone tied his career high with 22 points as he was 6-of-8 from behind the arch. Tommy Bruner scored 18 points and Everette Hammond contributed 17 points and a team high 7 rebounds in the loss to Furman. In the opening half of play the Spartans got off to a slow start as they scored just 29 points in the opening half of play. An 8-0 run by Furman to start the game forced USC Upstate to play catch for almost the entire game.

Quartet of Spartans Reset Career High's against ECU

USC Upstate sophomore guard Everette Hammond tied his career high in

points with 27 against Eastern Kentucky on Tuesday night. Hammond also reset his career high in rebounds (9), free throws made (11) and free throws attempted (12). Freshman Tommy Bruner scored a career high 19 points against ECU and tied his career high in rebounds with 5. Bruner was a perfect 6-6 from the free throw line, which was another personal best for the Palmetto State Native.

Josh Aldrich reset his career high in both points (12), free throws made (6) and free throws attempted (7). The sophomore also tied his career best in rebounds with 7 boards on the night. Freshman forward Jatayveous Watson made his collegiate debut on tuesday night and went 2-for-3 from the field and capped it off with a alley-oop dunk late in the game.

Winning at the Line

For the first time in nearly three years the Spartans recorded 30-made free throws as a team against Eastern Kentucky. USC Upstate went 30-38 from the line their most since 2018 when they attempted the same number against Brevard College.

Spartans Falter in Final Moments against Youngstown State

The USC Upstate men's basketball team clawed their way back and briefly held a two point lead with four minutes remaining in the contest. The Spartans did not score a final basket over the final two minutes of action, despite having four players end the game in double-figures.

Putting Up a Fight

USC Upstate held a 43-40 advantage over the No.2 team in the nation on Wednesday night before falling by a final score of 76-50.

Zink Streak

USC Upstate sophomore center Nevin Zink has started every game of his career. Zink will look to start his 40th consecutive game on Sunday afternoon against Furman.

Road Work

The Spartans have not had many favorable outcomes on the road over the past two seasons. USC Upstate has lost 16-straight dating back to last December. This season the Spartans have lost by an average of 20 points on the road. Inside the friendly confines of the G.B. Hodge Center the Spartans are blowing out opponents by an average of 41 points.

Mozone's Double-Double Not Enough

Sophomore guard Bryson Mozone (North Augusta, S.C.) scored 15 of his team high 17 points in the second half against North Carolina Central, but it was not enough as the Eagles defeated the Spartans 73-64 in their home opener on Monday night. Helping Mozone out on the offensive end was fellow sophomores Josh Aldrich (Wilmington, N.C.) and Nevin Zink (Newtown, Conn.) who both contributed 10 points in

2019-20 Big South Standings

| School | Big South | | Overall | |
|---------------------|------------|-------------|------------|-------------|
| | W-L | Pct. | W-L | Pct. |
| Winthrop | 4-0 | 1.000 | 10-7 | .588 |
| Radford | 3-0 | 1.000 | 8-7 | .533 |
| Presbyterian | 3-0 | 1.000 | 6-10 | .375 |
| Hampton | 2-1 | .667 | 7-9 | .438 |
| USC UPSTATE | 2-1 | .667 | 7-9 | .438 |
| UNC Asheville | 1-2 | .333 | 7-7 | .500 |
| Campbell | 1-3 | .250 | 10-6 | .625 |
| Charleston Southern | 1-3 | .250 | 7-9 | .438 |
| Longwood | 1-3 | .250 | 6-11 | .353 |
| Gardner-Webb | 1-3 | .250 | 5-11 | .313 |
| High Point | 0-3 | .000 | 3-13 | .188 |

Spartans Home/on the Road

| Category | Home | Away |
|-------------------|-------|-------|
| Record | 5-1 | 2-8 |
| Points/Gm | 84.8 | 61.1 |
| Scoring Margin | +14.2 | -15.0 |
| Points Allowed/Gm | 70.7 | 76.1 |
| Field Goal% | 46.2 | 39.3 |
| 3-Pt. Field Goal% | 33.1 | 30.7 |
| Free Throw % | 72.4 | 65.8 |
| Opp. Field Goal% | 42.2 | 48.5 |
| Opp. 3-Pt. FG% | 32.6 | 37.7 |
| Opp. Free Throw % | 71.7 | 74.9 |
| Rebounding Avg | 38.2 | 30.8 |
| Opp. Rebound Avg | 34.7 | 36.4 |
| Rebounding Margin | +3.5 | -5.6 |
| Assists/Gm | 16.2 | 9.6 |
| Turnovers/Gm | 12.7 | 13.7 |
| Turnover Margin | +6.2 | -0.9 |
| Asst./TO Ratio | 1.3 | 0.7 |
| Steals/Gm | 9.3 | 4.7 |
| Blocks/Gm | 2.7 | 2.3 |

the loss. For Aldrich this was the first time in his career that he recorded back-to-back double digit scoring outings. Zink broke out of his slow start to the season with a 5-for-6 shooting performance against the Eagles.

Home Sweet Home

The USC Upstate men's basketball team steam rolled through Truett-McConnell in their home opener 103-62 on Friday night at the Eddie and Ann Payne arena inside the G.B. Hodge Center. Sophomore guard Everette Hammond (Silver Springs, Md.) led the Spartan charge with a career high 27 points. Fellow sophomores Josh Aldrich (Wilmington, N.C.) and Bryson Mozone (North Augusta, S.C.) each contributed 11 points in the contest, while Brandon Martin (Miami, Fla.) and Cartier Jernigan (Charlotte, N.C.) added 10 points each. For Martin this is the third time in his career he has had back-to-back double digit performances. Defensively USC Upstate (1-1) swarmed to the ball and caused 27 turnovers for Truett-McConnell (2-1). The Spartans stole the ball 19 times (fourth most in school history) against the Bears, with Jernigan leading the team with six swipes (tied for second most in school history). USC Upstate outrebounded Truett-McConnell 43-25 as Aldrich and Jernigan tied for the team lead with six rebounds. Offensively the Spartans came out ready to go and seemed locked in. USC Upstate opened the game on a 30-2 run and never looked back as they went wire-to-wire for their first victory of the season. The Spartans connected on 41 field goal attempts, tying them for the fourth most in school history. The 103 points scored was the fifth highest total in school history as well.

Spartans Falter in Season Opener

Freshman guard Tommy Bruner (Columbia, S.C.) led the Spartans offense with 14 points in the contest. Brandon Martin (Miami, Fla.) was second on the team in points with 13 and he hauled in a team high eight rebounds in the contest.

USC Upstate Picked 11th in Big South Preseason Poll

The Spartans received a total of 64 points in the Big South Men’s Basketball Preseason Poll and has been predicted to finish in 11th place according to the league’s head coaches. Defending Big South Tournament champion Radford is the favorite to win the conference this season after garnering 28 first-place votes and 357 points. Winthrop and Hampton each collected two first-place votes and were second and third, respectively, with 280 and 253 points. Campbell and Charleston Southern follow in fourth and fifth place at 239 and 231 points. Gardner-Webb picked up the final first-place vote and was projected sixth with 230 points. High Point was seventh with 192 points and UNC Asheville eighth at 151 points. Presbyterian College (9th, 104 points) and Longwood (10th, 77 points) round out the preseason poll.

About USC Upstate

The University of South Carolina Upstate is a regional comprehensive university offering more than 40 undergraduate and graduate programs in the liberal arts and sciences, business administration, nursing, and education. Located along the I-85 corridor in Spartanburg between Greenville and Charlotte, USC Upstate is ranked by U.S. News & World Report at #2 among Top Public Schools. It serves as a major talent producer for the region, with more than 6,000 students, approximately 1,300 new graduates a year, and nearly 30,000 alumni, many of whom live and work in the state. The USC Upstate Spartans compete in 17 NCAA Division 1 sports as a member of the Big South Conference.

| Career By The Numbers | |
|---|----|
| CAREER DOUBLE-FIGURE SCORING GAMES | |
| Everette Hammond | 19 |
| Bryson Mozone | 13 |
| Nevin Zink | 12 |
| Brandon Martin | 10 |
| Tommy Bruner | 7 |
| Thomas Booker | 5 |
| Cartier Jernigan | 3 |
| Josh Aldrich | 3 |
| Dalvin White | 2 |
| CAREER 20-PLUS POINT SCORING GAMES | |
| Everette Hammond | 4 |
| Bryson Mozone | 2 |
| Tommy Bruner | 1 |
| Brandon Martin | 1 |
| Nevin Zink | 1 |
| Career 30-Plus Point Scoring Games | |
| Everette Hammond | 1 |
| CAREER DOUBLE-DOUBLES | |
| CAREER DOUBLE-FIGURE REBOUNDING GAMES | |
| Nevin Zink | 1 |
| Everette Hammond | 1 |
| CAREER 4-PLUS ASSIST GAMES | |
| Dalvin White | 17 |
| Cartier Jernigan | 6 |
| Everette Hammond | 5 |
| Tommy Bruner | 2 |
| CAREER THREE-PLUS 3-POINT FG MADE GAMES | |
| Bryson Mozone | 10 |
| Everette Hammond | 5 |
| Tommy Bruner | 4 |
| Dalvin White | 2 |
| CAREER STARTS | |
| Nevin Zink | 46 |
| Josh Aldrich | 37 |
| Everette Hammond | 25 |
| Dalvin White | 21 |
| Tommy Bruner | 15 |
| Bryson Mozone | 6 |
| Cartier Jernigan | 4 |
| Thomas Booker | 1 |
| Andrew Tate | 1 |

The Last Time...

A USC UPSTATE TEAM...

| | |
|----------------------------------|--------------------------------------|
| Scored 100+ points at home | 103 vs. Truett-McConnell (11/8/19) |
| Scored 100+ points on the road | 100 at North Florida (2/15/18) |
| Scored 100+ points and lost | 100 at North Florida (2/15/18) |
| Scored 110+ points | 113 vs. Limestone (11/26/93) |
| Scored 50 points or less | 50 at Louisville (11/20/19) |
| Scored 40 points or less | 38 at Florida Gulf Coast (2/6/11) |
| Scored 50 points or less and won | 50-48 vs. Jacksonville St. (12/1/11) |
| Held opponent to 50 or less | 43 vs. Brevard (11/10/18) |

| | |
|-------------------------------|-------------------------------------|
| Won an overtime game | 80-73 vs. Campbell (12/2/16) |
| Lost an overtime game | 83-79 at Longwood (2/16/19) |
| Won a double overtime game | 93-91 vs. UNC Asheville (11/29/10) |
| Lost a double overtime game | 110-106 vs. Lipscomb (1/29/18) |
| Played a triple overtime game | L, 90-88 vs. Columbus St. (3/11/06) |
| Played a four overtime game | Never Happened |

| | |
|---------------------------------|--------------------------|
| Made 12+ 3-point field goals | 14 at Longwood (2/16/19) |
| Made 15+ 3-point field goals | 15 vs. Stetson (1/24/15) |
| Allowed 10+ 3-point field goals | 11 at CSU (1/2/20) |

| | |
|---------------------------------|---|
| Had 20+ rebound margin | 23 vs. Lees-McRae (12/30/15) |
| Had 25+ rebound margin | 29 vs. St. Andrews (2/3/15) |
| Had 30+ rebound margin | 39 vs. Barber Scotia (12/1/14) |
| Had 50+ rebounds | 56 vs. Allen (12/30/16) |
| Had 60+ rebounds | 65 vs. Barber Scotia (12/1/14) |
| Had 2 players with 10+ rebounds | at Auburn (11/29/16) |
| | Michael Buchanan (15), Malik Moore (12) |
| Had 3 players with 10+ rebounds | vs. Barber Scotia (12/1/14) |
| | Ramel Thompkins (13), Michael Buchanan (12), Jacob Schulte (10) |

| | |
|---------------------------------|--|
| Attempted 30+ free throws | 36 vs Hampton (1/8/20) |
| Attempted 40+ free throws | 40 vs. Mercer (2/2/14) |
| Attempted 50+ free throws | Unknown |
| Made 25+ free throws | 27 vs. Lipscomb (1/29/18) |
| Made 30+ free throws | 30 vs ECU (12/3/19) |
| Made 35+ free throws | 35 vs. Lipscomb (1/31/13) |
| Shot 90% or better from FT line | 94% (17-18) vs. Abilene Christian (11/25/17) |

| | |
|-----------------|------------------------------------|
| Had 20+ assists | 21 vs. S.C. State (12/15/18) |
| Had 25+ assists | 26 vs. Truett-McConnell (12/19/18) |
| Had 30+ assists | Unknown |

| | |
|----------------------|------------------------------------|
| Had 25+ turnovers | 26 at Eastern Kentucky (12/5/18) |
| Forced 25+ turnovers | 27 vs. Truett-McConnell (11/8/19) |
| Forced 30+ turnovers | 30 vs. North Greenville (11/27/04) |

| | |
|----------------|-----------------------------------|
| Had 15+ steals | 19 vs. Truett-McConnell (11/8/19) |
| Had 20+ steals | 26 vs. Toccoa Falls (11/30/15) |

| | |
|-------------------|------------------------------------|
| Blocked 5+ shots | 5 at Charleston Southern (2/21/19) |
| Blocked 10+ shots | 11 vs. Toccoa Falls (11/30/15) |

| | |
|--------------------------------|----------------|
| Beat a ranked team | Never Happened |
| Beat a ranked team on the road | Never Happened |

| | |
|---|---------------------------------|
| Kept every opposing player under 10+ points | at Kennesaw State (2/7/15) |
| Had all 5 starters in double figures | vs. Jacksonville (3/7/13) |
| Had 5 players score in double figures | vs. Truett-McConnell (12/19/18) |
| Had 6 players score in double figures | at N.C. State (12/22/18) |
| Had no players score in double figures | at Lipscomb (2/17/11) |

| | |
|--|-----------------------------|
| Overcame a 5-point+ halftime deficit to win | 5 vs. Hampton (1/8/20) |
| Overcame a 10-point+ halftime deficit to win | 12 at Jacksonville (2/9/17) |

A USC UPSTATE PLAYER...

| | |
|-------------------|--|
| Scored 20+ points | 20, Everette Hammond vs Hampton (1/8/20) |
| Scored 30+ points | 31, Everette Hammond vs. VMI (12/29/19) |
| Scored 40+ points | 44, Ulysses Hackett vs. Johnson C. Smith (3/15/91) |

| | |
|--------------------------|--|
| Made 5+ 3-pointers | 5, Everette Hammond vs VMI (12/29/19) |
| Attempted 10+ 3-pointers | 10, Bryson Mozone at Louisville (11/20/19) |
| Attempted 15+ 3-pointers | 15, Deion Holmes at Denver (12/9/17) |

| | |
|---|--|
| Had a double-double | Malik Moore at UNC Asheville (1/30/19) |
| Had a double-double in two straight games | Malik Moore at Eastern Kentucky (12/5/18), vs. #25 Furman (12/8/18) |
| Had a double-double in three straight games | Malik Moore at Western Mich. (12/1/18), at Eastern Ky. (12/5/18), vs. #25 Furman (12/8/18) |
| Had a double-double in four straight games | Ricardo Glenn vs. JU (1/23/14), vs. UNF (1/25/14), vs. KSU (1/31/14), vs. Mercer (2/2/14) |

| | |
|---------------------------------|--|
| Had 20+ points and 20+ rebounds | Unknown |
| Had 15+ rebounds | 15, Malik Moore vs. Presbyterian (1/21/19) |
| Had 20+ rebounds | 22, Terry Steward vs. Claflin (3/2/98) |
| Had 9+ offensive rebounds | 9, Michael Buchanan vs. St. Andrews (2/3/15) |
| Had 10+ defensive rebounds | 11, Malik Moore at Presbyterian (1/21/19) |

| | |
|-----------------|--|
| Had 10+ assists | 10, Josh Cutbertson vs. Mars Hill (11/14/16) |
| Had 15+ assists | 15, Emonte Hill vs. Newberry (12/17/00) |

| | |
|---------------|---|
| Had 5+ blocks | 5, Ramel Thompkins vs. North Greenville (12/30/17) |
| Had 9+ blocks | 9, Babatunde Olumuyiwa at South Carolina (11/23/10) |

| | |
|----------------|---|
| Had 5+ steals | 6, Cartier Jernigan vs Truett-McConnell (11/8/19) |
| Had 10+ steals | 10, Willie Murdaugh vs. Gardner-Webb (2/4/91) |

| | |
|---------------------------|--|
| Made 10+ free throws | 10, Tommy Bruner vs Hampton (1/8/20) |
| Made 15+ free throws | 17, Luke Payne at Augusta State (1/21/06) |
| Attempted 10+ free throws | 12, Nevin Zink at Longwood (1/4/20) |
| Attempted 15+ free throws | 17, Ty Greene vs. Cal State Fullerton (11/28/14) |
| Attempted 20+ free throws | Unknown |

| | |
|--------------------------|--|
| Shot 100% from the floor | Jatayveous Watson (3-3) at S.C. State (12/18/19) |
| Played 40+ minutes | 40, Everette Hammond at Furman (12/8/19) |
| Fouled out | Brandon Martin vs Hampton (1/8/20) |

Game-By-Game Starting Lineups

| Opponent | 1 | 2 | 3 | 4 | 5 |
|-----------------------|----------|---------|---------|---------|------|
| College of Charleston | White | Bruner | Hammond | Aldrich | Zink |
| Truett-McConnell | White | Bruner | Hammond | Aldrich | Zink |
| NC Central | White | Bruner | Hammond | Aldrich | Zink |
| Virginia Tech | White | Bruner | Mozone | Aldrich | Zink |
| Akron | White | Bruner | Hammond | Mozone | Zink |
| Louisville | White | Bruner | Hammond | Aldrich | Zink |
| Youngstown State | White | Bruner | Hammond | Aldrich | Zink |
| Charlotte | White | Hammond | Mozone | Aldrich | Zink |
| Eastern Kentucky | White | Bruner | Hammond | Aldrich | Zink |
| Furman | White | Bruner | Hammond | Aldrich | Zink |
| S.C. State | White | Bruner | Hammond | Aldrich | Zink |
| Bob Jones | White | Bruner | Hammond | Aldrich | Zink |
| VMI | Jernigan | Bruner | Hammond | Aldrich | Zink |
| Charleston Southern | Jernigan | Bruner | Hammond | Aldrich | Zink |
| Longwood | Jernigan | Bruner | Hammond | Aldrich | Zink |
| Hampton | Jernigan | Bruner | Hammond | Aldrich | Zink |

Miscellaneous

| 2019-20 Double-Digit Scorers | Total (Highs) |
|------------------------------|-------------------------------|
| Everette Hammond | 10 (31 vs VMI, 12/29/19) |
| Bryson Mozone | 9 (22 at Furman, 12/8/19) |
| Tommy Bruner | 8 (23 vs Bob Jones, 12/28/19) |
| Nevin Zink | 6 (21 at Longwood, 1/4/20) |
| Brandon Martin | 4 (23 vs VMI, 12/29/19) |
| Josh Aldrich | 3 (12 vs ECU, 12/3/19) |
| Cartier Jernigan | 3 (11 vs VMI, 12/29/19) |
| Thomas Booker | 2 (12 at Longwood, 1/4/20) |

| 2019-20 Double-Digit Rebounders | Total (Highs) |
|---------------------------------|----------------------------|
| Everette Hammond | 1 (10 at Longwood, 1/4/20) |

| 2019-20 Double-Doubles | Game |
|------------------------|------|
|------------------------|------|

This Week in the Big South

Thursday, January 16

Radford at USC Upstate, 6:00 p.m.

High Point at UNC Asheville, 6:00 p.m.

Presbyterian at Longwood, 7:00 p.m.

Charleston Southern at Campbell, 7:00 p.m.

Winthrop at Hampton, 7:00 p.m.

Bench Production

| GAME | UPST-OPP | DIFF. | UPST HIGH BENCH SCORER |
|----------------|----------|-------|------------------------|
| C of C | 27-22 | +5 | Martin, 13 |
| TMC | 49-24 | +25 | Mozone, 11 |
| NCC | 27-16 | +11 | Mozone, 17 |
| VT | 28-26 | +2 | Hammond, 15 |
| Akron | 20-28 | -8 | Carter, 7 |
| Louisville | 19-15 | +4 | Mozone, 14 |
| Youngstown St. | 25-30 | -5 | Mozne & Jernigan, 10 |
| Charlotte | 25-32 | -7 | Bruner, 8 |
| ECU | 12-3 | +9 | Mozone, 5 |
| Furman | 30-11 | +19 | Mozone, 22 |
| S.C. State | 25-29 | -4 | Mozone, 15 |
| Bob Jones | 32-29 | +3 | Martin & Watson, 8 |
| VMI | 37-19 | +18 | Martin, 23 |
| CSU | 30-20 | +10 | Mozone, 14 |
| Longwood | 27-20 | +7 | Booker, 12 |
| Hampton | 32-2 | +30 | Martin, 11 |

USC Upstate By The Numbers

| | Big South | All | | Big South | All |
|---|-----------|-----|---|-----------|-----|
| Record | 2-1 | 7-9 | Having 10 or more assists | 2-1 | 7-5 |
| Playing a ranked opponent | 0-0 | 0-1 | Having less than 10 assists | 0-0 | 0-4 |
| Home | 1-0 | 5-1 | Score more points in paint than opponent | 2-1 | 6-2 |
| Road | 1-1 | 2-8 | Score equal/less pts. in paint than opp. | 0-0 | 1-7 |
| Neutral | 0-0 | 0-0 | Scoring more pts. off TOs than opponent | 1-0 | 6-2 |
| Leading at halftime | 1-0 | 6-0 | Scoring equal/less pts. off TOs than opp. | 1-1 | 1-7 |
| Trailing at halftime | 1-1 | 1-9 | Scoring more 2nd-chance points | 1-1 | 5-5 |
| Tied at halftime | 0-0 | 0-0 | Scoring equal/less 2nd-chance points | 1-0 | 2-4 |
| Overtime | 0-0 | 0-0 | Scoring more fast break points | 1-0 | 4-2 |
| 0 players score in double figures | 0-0 | 0-2 | Scoring equal/less fast break points | 1-1 | 3-7 |
| 1 player scores in double figures | 0-0 | 0-1 | Wearing white uniforms | 1-0 | 5-1 |
| 2 players score in double figures | 0-0 | 0-2 | Wearing black uniforms | 1-1 | 2-8 |
| 3 players score in double figures | 0-1 | 3-2 | Playing in November | 0-0 | 1-7 |
| 4 players score in double figures | 2-0 | 4-1 | Playing in December | 0-0 | 4-1 |
| 5 players scpre in double figures | 0-0 | 1-0 | Playing in January | 2-1 | 2-1 |
| More than 5 players score in double figures | 0-0 | 0-0 | Playing in February | 0-0 | 0-0 |
| Starters out-score opponent's starters | 1-0 | 5-0 | Playing in March | 0-0 | 0-0 |
| Opponent's starters score equal/more | 1-1 | 2-9 | Playing during the day | 1-0 | 3-3 |
| Bench out-scores opponent's bench | 2-1 | 6-4 | Playing at night | 1-1 | 4-6 |
| Opponent's bench scores equal/more | 0-0 | 1-5 | Playing on Sunday | 0-0 | 1-1 |
| Shooting 50% or better | 0-0 | 3-1 | Playing on Monday | 0-0 | 0-2 |
| Shooting between 40-49% | 2-1 | 3-1 | Playing on Tuesday | 0-0 | 1-1 |
| Shooting between 30-39% | 0-0 | 1-6 | Playing on Wednesday | 1-0 | 2-2 |
| Shooting less than 30% | 0-0 | 0-1 | Playing on Thursday | 0-1 | 0-1 |
| Shooting better than opponent | 1-0 | 5-2 | Playing on Friday | 0-0 | 1-0 |
| Shooting worse than/equal to opponent | 1-1 | 2-7 | Playing on Saturday | 1-0 | 2-2 |
| More made FTs than opponent | 1-0 | 4-1 | Margin is 5 points or less | 0-0 | 1-1 |
| Having equal/less FTs than opponent | 1-1 | 3-8 | Margin is between 6-10 | 1-0 | 2-1 |
| Out-rebounding opponent | 1-1 | 4-2 | Margin is between 11-20 | 1-1 | 3-3 |
| Having equal/less rebounds than opponent | 1-0 | 3-7 | Margin is more than 20 | 0-0 | 1-4 |
| Having more TOs than opponent | 1-1 | 1-6 | Having a 20-point scorer | 2-0 | 6-1 |
| Having equal/less TOs than opponent | 1-0 | 6-3 | Having a 30-point scorer | 0-0 | 1-0 |
| Attempting more FT than 3FG | 1-1 | 3-1 | Scoring 49 points or less | 0-0 | 0-2 |
| Attempting equal/less FT than 3FG | 1-0 | 4-8 | Scoring 50-59 points | 0-0 | 0-3 |
| Making 5 or more 3FGs | 1-1 | 5-8 | Scoring 60-69 points | 0-0 | 0-2 |
| Making less than 5 3FGs | 1-0 | 1-0 | Scoring 70-79 points | 1-1 | 3-2 |
| Making no 3FGs | 0-0 | 0-0 | Scoring 80-89 points | 1-0 | 1-0 |
| Attempting 15 or more 3FGs | 2-0 | 7-8 | Scoring 90-99 points | 0-0 | 2-0 |
| Attempting less than 15 3FGs | 0-1 | 0-1 | Scoring 100+ points | 0-0 | 1-0 |
| No Upstate players foul out | 0-1 | 4-8 | | | |
| One or more Upstate players foul out | 1-0 | 2-1 | | | |



HEAD COACH DAVE DICKERSON

1st Season at USC Upstate // Maryland, 1990

Dave Dickerson is in his second season as the head men's basketball coach at USC Upstate.

Dickerson was introduced as the program's tenth head coach during a press conference on April 5, 2018 at the G.B. Hodge Center.

A native of Olar, S.C., Dickerson has over 20 years of college coaching experience with stops at Gardner-Webb, James Madison, Radford, Maryland, Tulane and Ohio State. He was hired at USC Upstate after spending one year as a scout for the NBA's Utah Jazz.

Dickerson spent seven seasons on the coaching staff for Thad Matta at Ohio State from 2010-16, serving as the associate head coach for the last six. In those seven years on the sidelines for the Buckeyes, Dickerson was a part of 181 victories, two Big 10 Regular Season titles, three Big Ten Tournament title game appearances, three Sweet 16 appearances, an Elite Eight run in 2013 and the 2012 Final Four. Ohio State participated in NCAA Tournament play in five of his seven seasons.

Dickerson spent five years as head coach at Tulane prior to being hired at Ohio State. He compiled a 68-84 record, 31-47 in Conference USA, after inheriting a Green Wave basketball program that had registered just one winning season during the five years prior to his arrival. He guided the Green Wave to back-to-back winning seasons in 2006-07 and 2007-08, a feat that had not been achieved in the 11 previous years. To start his tenure, he led Tulane to four consecutive opening-round wins in the Conference USA Tournament.

Prior to being named head coach for the Green Wave, Dickerson served as assistant coach at Maryland, his alma mater, under head coach Gary Williams for nine years. In 2004-05, Dickerson was elevated to associate head coach. He helped the Terrapins to nine consecutive postseason appearances, including five Sweet 16's, two Final Fours and the program's first-ever National Championship in 2002. Maryland also enjoyed eight 20-win seasons during his tenure. Serving as the lead recruiter for the Terrapins, Dickerson recruited and coached two NBA lottery picks – Steve Francis (1999) and Chris Wilcox (2002) – and four overall first round picks in Keith Booth (1997), Francis, Wilcox and Juan Dixon (2002).

After leaving James Madison, Dickerson was on the coaching staff at Radford for four seasons as an assistant coach. The recruiting classes he helped assemble were ranked among the nation's best. The 1994 season saw the Highlanders compile a 20-8 record and a school-record winning percentage of 71.4. Radford also gained national acclaim and became one of the Big South's most successful programs during his tenure. Radford defeated LSU, 73-72, on Dec. 30, 1993, to

gain the biggest victory in school history.

Soon after graduating from college, Dickerson began his coaching career at Gardner-Webb for one season. He joined then joined former head coach Lefty Driesell at James Madison for a 1992 season that culminated in a bid to the NIT.

Coaching accolades for Dickerson throughout his coaching career include AFLAC Assistant Coach of the Year in 2003, the ACC's No. 1 Assistant Coach as named by Basketball News (2003-04), Athlon Sports' No. 4 Assistant Coach in the nation (2003-04) and an "Assistant Coach on the Rise" as tabbed by ESPN's Andy Katz. He was the National Association of Basketball Coaches District 8 Coach of the Year in 2007-08.

Dickerson played forward at Maryland from 1986-89 and earned four varsity letters. He was co-captain as a senior in 1989. Dickerson saw action in the 1986 and 1988 NCAA Tournaments and was a member of three teams that advanced to the ACC Tournament semifinals. The Terps won 19 games her freshman year and 18 during his junior season. Dickerson was a starter on the 1989 team that became the first No. 8 seed to defeat a No. 1 seed in the ACC Tournament when the Terps knocked off N.C. State.

He graduated from Maryland in 1990 with a bachelor's degree in government and politics.

Dickerson and his wife, Laurette, have one son, Dave III.

Season Statistics

2019-20 USC Upstate Men's Basketball
USC Upstate Season Box Score (as of Jan 10, 2020)
All games

| RECORD: | OVERALL | HOME | AWAY | NEUTRAL |
|----------------|----------------|-------------|-------------|----------------|
| ALL GAMES | 7-9 | 5-1 | 2-8 | 0-0 |
| CONFERENCE | 2-1 | 1-0 | 1-1 | 0-0 |
| NON-CONFERENCE | 5-8 | 4-1 | 1-7 | 0-0 |

| ## | Player | gp-gs | min | avg | Total | fg% | 3-Point | 3fg% | F-Throw | ft% | Rebounds | | | | pf | dq | a | to | blk | stl | pts | avg |
|----------------|--------------------|-------|------|------|---------|------|---------|-------|---------|------|----------|-----|-----|------|-----|----|-----|-----|-----|-----|------|------|
| | | | | | fg-fga | | 3fg-fga | | ft-fa | | off | def | tot | avg | | | | | | | | |
| 12 | HAMMOND, Everette | 16-15 | 509 | 31.8 | 77-198 | .389 | 18-66 | .273 | 58-73 | .795 | 13 | 56 | 69 | 4.3 | 40 | 0 | 36 | 38 | 5 | 23 | 230 | 14.4 |
| 10 | BRUNER, Tommy | 16-15 | 415 | 25.9 | 64-160 | .400 | 25-73 | .342 | 32-37 | .865 | 6 | 23 | 29 | 1.8 | 29 | 0 | 23 | 36 | 0 | 15 | 185 | 11.6 |
| 05 | MOZONE, Bryson | 16-3 | 423 | 26.4 | 56-140 | .400 | 40-92 | .435 | 13-21 | .619 | 15 | 60 | 75 | 4.7 | 38 | 0 | 12 | 19 | 5 | 6 | 165 | 10.3 |
| 35 | ZINK, Nevin | 16-16 | 360 | 22.5 | 35-58 | .603 | 0-0 | .000 | 38-54 | .704 | 29 | 43 | 72 | 4.5 | 39 | 1 | 5 | 13 | 7 | 6 | 108 | 6.8 |
| 00 | MARTIN, Brandon | 13-0 | 166 | 12.8 | 34-65 | .523 | 0-0 | .000 | 15-24 | .625 | 19 | 19 | 38 | 2.9 | 18 | 1 | 3 | 17 | 3 | 4 | 83 | 6.4 |
| 01 | WHITE, Dalvin | 12-12 | 340 | 28.3 | 22-74 | .297 | 7-37 | .189 | 13-19 | .684 | 3 | 17 | 20 | 1.7 | 28 | 0 | 52 | 22 | 0 | 14 | 64 | 5.3 |
| 02 | JERNIGAN, Cartier | 16-4 | 304 | 19.0 | 32-86 | .372 | 9-37 | .243 | 12-22 | .545 | 5 | 39 | 44 | 2.8 | 32 | 2 | 41 | 27 | 5 | 14 | 85 | 5.3 |
| 23 | BOOKER, Thomas | 14-0 | 159 | 11.4 | 27-53 | .509 | 2-11 | .182 | 11-16 | .688 | 13 | 14 | 27 | 1.9 | 12 | 0 | 3 | 7 | 1 | 7 | 67 | 4.8 |
| 34 | ALDRICH, Josh | 15-15 | 245 | 16.3 | 22-48 | .458 | 5-18 | .278 | 11-19 | .579 | 14 | 34 | 48 | 3.2 | 39 | 1 | 5 | 8 | 5 | 5 | 60 | 4.0 |
| 25 | WATSON, Jatayveous | 7-0 | 63 | 9.0 | 11-15 | .733 | 0-0 | .000 | 4-9 | .444 | 3 | 9 | 12 | 1.7 | 12 | 0 | 5 | 5 | 4 | 3 | 26 | 3.7 |
| 24 | CARTER, Mykayle | 5-0 | 28 | 5.6 | 5-9 | .556 | 3-3 | 1.000 | 0-2 | .000 | 1 | 1 | 2 | 0.4 | 1 | 0 | 0 | 0 | 1 | 1 | 13 | 2.6 |
| 03 | GOODLOE, Mysta | 11-0 | 94 | 8.5 | 9-31 | .290 | 2-14 | .143 | 2-3 | .667 | 7 | 14 | 21 | 1.9 | 3 | 0 | 5 | 6 | 1 | 1 | 22 | 2.0 |
| 04 | SMITH, Khydarius | 10-0 | 84 | 8.4 | 5-11 | .455 | 0-0 | .000 | 0-4 | .000 | 4 | 19 | 23 | 2.3 | 8 | 0 | 1 | 4 | 2 | 4 | 10 | 1.0 |
| 22 | TATE, Andrew | 2-0 | 10 | 5.0 | 1-2 | .500 | 0-0 | .000 | 0-0 | .000 | 0 | 2 | 2 | 1.0 | 4 | 0 | 2 | 1 | 0 | 0 | 2 | 1.0 |
| Team | | | | | | | | | | | 31 | 24 | 55 | | | | | 10 | | | | |
| Total..... | | 16 | 3200 | | 400-950 | .421 | 111-351 | .316 | 209-303 | .690 | 163 | 374 | 537 | 33.6 | 303 | 5 | 193 | 213 | 39 | 103 | 1120 | 70.0 |
| Opponents..... | | 16 | 3200 | | 396-858 | .462 | 126-352 | .358 | 267-363 | .736 | 136 | 436 | 572 | 35.8 | 260 | - | 207 | 241 | 47 | 103 | 1185 | 74.1 |

| Score by Periods | 1st | 2nd | Totals |
|------------------|-----|-----|--------|
| USC Upstate | 522 | 598 | 1120 |
| Opponents | 533 | 652 | 1185 |

Season Results

2019-20 USC Upstate Men's Basketball
USC Upstate Season Schedule/Results & Leaders (as of Jan 10, 2020)
All games

| RECORD: | OVERALL | HOME | AWAY | NEUTRAL |
|----------------|----------------|-------------|-------------|----------------|
| ALL GAMES | 7-9 | 5-1 | 2-8 | 0-0 |
| CONFERENCE | 2-1 | 1-0 | 1-1 | 0-0 |
| NON-CONFERENCE | 5-8 | 4-1 | 1-7 | 0-0 |

| Date | Opponent | Score | Att. | High Points | High Rebounds |
|-------------|-----------------------|--------------|-------------|-----------------------|-----------------------|
| 11/05/19 | at Col. of Charleston | 55-74 L | 4014 | (14)BRUNER, Tommy | (8)MARTIN, Brandon |
| 11/08/19 | TRUETT-MCCONNELL | w 103-62 | 675 | (27)HAMMOND, Everette | (6)JERNIGAN, Cartier |
| | | | | | (6)ALDRICH, Josh |
| 11/11/19 | at N.C. Central | 64-73 L | 973 | (17)MOZONE, Bryson | (9)MOZONE, Bryson |
| 11/13/19 | at Virginia Tech | 57-80 L | 8536 | (15)HAMMOND, Everette | (8)MOZONE, Bryson |
| 11/18/19 | at Akron | 45-76 L | | (8)BRUNER, Tommy | (9)ZINK, Nevin |
| 11/20/19 | at Louisville | 50-76 L | 14410 | (14)MOZONE, Bryson | (6)ALDRICH, Josh |
| 11/23/19 | YOUNGSTOWN ST. | 61-66 L | 564 | (18)HAMMOND, Everette | (7)ZINK, Nevin |
| 11/30/19 | at Charlotte | 47-83 L | 2593 | (9)MOZONE, Bryson | (6)ZINK, Nevin |
| 12/03/19 | EASTERN KY. | w 79-67 | 568 | (27)HAMMOND, Everette | (9)HAMMOND, Everette |
| 12/08/19 | at Furman | 72-84 L | 1510 | (22)MOZONE, Bryson | (7)HAMMOND, Everette |
| 12/18/19 | at S.C. State | w 73-70 | 312 | (19)BRUNER, Tommy | (5)ZINK, Nevin |
| 12/21/19 | BOB JONES | w 92-74 | 450 | (23)BRUNER, Tommy | (7)ALDRICH, Josh |
| 12/29/19 | VMI | w 91-82 | 459 | (31)HAMMOND, Everette | (7)HAMMOND, Everette |
| 01/02/20 | *at Charleston So. | 75-89 L | 632 | (19)HAMMOND, Everette | (5)MOZONE, Bryson |
| 01/04/20 | *at Longwood | w 73-56 | 1117 | (21)ZINK, Nevin | (10)HAMMOND, Everette |
| 01/08/20 | *HAMPTON | w 83-73 | 445 | (20)HAMMOND, Everette | (9)JERNIGAN, Cartier |

* - Conference game

| Attendance Summary | Games | Attend | Avg/Game |
|---------------------------|--------------|---------------|-----------------|
| Home | 6 | 3161 | 527 |
| Away | 10 | 34097 | 3410 |
| Neutral | 0 | 0 | 0 |
| Total | 16 | 37258 | 2329 |

Category Leaders

2019-20 USC Upstate Men's Basketball USC Upstate Category Leaders (as of Jan 10, 2020) All games

| Points | G | Pts | Pts/G | Scoring Average | G | Pts | Avg/G |
|--------------------|----|-----|-------|--------------------|----|-----|-------|
| HAMMOND, Everette | 16 | 230 | 14.4 | HAMMOND, Everette | 16 | 230 | 14.4 |
| BRUNER, Tommy | 16 | 185 | 11.6 | BRUNER, Tommy | 16 | 185 | 11.6 |
| MOZONE, Bryson | 16 | 165 | 10.3 | MOZONE, Bryson | 16 | 165 | 10.3 |
| ZINK, Nevin | 16 | 108 | 6.8 | ZINK, Nevin | 16 | 108 | 6.8 |
| JERNIGAN, Cartier | 16 | 85 | 5.3 | MARTIN, Brandon | 13 | 83 | 6.4 |
| MARTIN, Brandon | 13 | 83 | 6.4 | WHITE, Dalvin | 12 | 64 | 5.3 |
| BOOKER, Thomas | 14 | 67 | 4.8 | JERNIGAN, Cartier | 16 | 85 | 5.3 |
| WHITE, Dalvin | 12 | 64 | 5.3 | BOOKER, Thomas | 14 | 67 | 4.8 |
| ALDRICH, Josh | 15 | 60 | 4.0 | ALDRICH, Josh | 15 | 60 | 4.0 |
| WATSON, Jatayveous | 7 | 26 | 3.7 | WATSON, Jatayveous | 7 | 26 | 3.7 |
| GOODLOE, Mista | 11 | 22 | 2.0 | CARTER, Mykayle | 5 | 13 | 2.6 |
| CARTER, Mykayle | 5 | 13 | 2.6 | GOODLOE, Mista | 11 | 22 | 2.0 |

| FG Percentage | FG | Att | Pct | Field Goal Attempts | G | Att | Att/G |
|--------------------|----|-----|------|---------------------|----|------|--------|
| WATSON, Jatayveous | 11 | 15 | .733 | HAMMOND, Everette | 16 | 198 | 12.4 |
| ZINK, Nevin | 35 | 58 | .603 | BRUNER, Tommy | 16 | 160 | 10.0 |
| CARTER, Mykayle | 5 | 9 | .556 | MOZONE, Bryson | 16 | 140 | 8.8 |
| MARTIN, Brandon | 34 | 65 | .523 | JERNIGAN, Cartier | 16 | 86 | 5.4 |
| BOOKER, Thomas | 27 | 53 | .509 | WHITE, Dalvin | 12 | 74 | 6.2 |
| TATE, Andrew | 1 | 2 | .500 | | | | |
| ALDRICH, Josh | 22 | 48 | .458 | Field Goals Made | G | Made | Made/G |
| SMITH, Khydarious | 5 | 11 | .455 | HAMMOND, Everette | 16 | 77 | 4.8 |
| BRUNER, Tommy | 64 | 160 | .400 | BRUNER, Tommy | 16 | 64 | 4.0 |
| MOZONE, Bryson | 56 | 140 | .400 | MOZONE, Bryson | 16 | 56 | 3.5 |
| HAMMOND, Everette | 77 | 198 | .389 | ZINK, Nevin | 16 | 35 | 2.2 |
| JERNIGAN, Cartier | 32 | 86 | .372 | MARTIN, Brandon | 13 | 34 | 2.6 |

| 3-Point Percentage | 3FG | Att | Pct | 3-Point FG Attempts | G | Att | Att/G |
|--------------------|-----|-----|-------|---------------------|----|------|--------|
| CARTER, Mykayle | 3 | 3 | 1.000 | MOZONE, Bryson | 16 | 92 | 5.8 |
| MOZONE, Bryson | 40 | 92 | .435 | BRUNER, Tommy | 16 | 73 | 4.6 |
| BRUNER, Tommy | 25 | 73 | .342 | HAMMOND, Everette | 16 | 66 | 4.1 |
| ALDRICH, Josh | 5 | 18 | .278 | JERNIGAN, Cartier | 16 | 37 | 2.3 |
| HAMMOND, Everette | 18 | 66 | .273 | WHITE, Dalvin | 12 | 37 | 3.1 |
| JERNIGAN, Cartier | 9 | 37 | .243 | | | | |
| WHITE, Dalvin | 7 | 37 | .189 | 3-Point FG Made | G | Made | Made/G |
| BOOKER, Thomas | 2 | 11 | .182 | MOZONE, Bryson | 16 | 40 | 2.5 |
| GOODLOE, Mista | 2 | 14 | .143 | BRUNER, Tommy | 16 | 25 | 1.6 |
| | | | | HAMMOND, Everette | 16 | 18 | 1.1 |
| | | | | JERNIGAN, Cartier | 16 | 9 | 0.6 |
| | | | | WHITE, Dalvin | 12 | 7 | 0.6 |

| Free Throw Percent | FG | Att | Pct | Free Throw Attempts | G | Att | Att/G |
|--------------------|----|-----|------|---------------------|----|------|--------|
| BRUNER, Tommy | 32 | 37 | .865 | HAMMOND, Everette | 16 | 73 | 4.6 |
| HAMMOND, Everette | 58 | 73 | .795 | ZINK, Nevin | 16 | 54 | 3.4 |
| ZINK, Nevin | 38 | 54 | .704 | BRUNER, Tommy | 16 | 37 | 2.3 |
| BOOKER, Thomas | 11 | 16 | .688 | MARTIN, Brandon | 13 | 24 | 1.8 |
| WHITE, Dalvin | 13 | 19 | .684 | JERNIGAN, Cartier | 16 | 22 | 1.4 |
| GOODLOE, Mista | 2 | 3 | .667 | | | | |
| MARTIN, Brandon | 15 | 24 | .625 | Free Throws Made | G | Made | Made/G |
| MOZONE, Bryson | 13 | 21 | .619 | HAMMOND, Everette | 16 | 58 | 3.6 |
| ALDRICH, Josh | 11 | 19 | .579 | ZINK, Nevin | 16 | 38 | 2.4 |
| JERNIGAN, Cartier | 12 | 22 | .545 | BRUNER, Tommy | 16 | 32 | 2.0 |
| WATSON, Jatayveous | 4 | 9 | .444 | MARTIN, Brandon | 13 | 15 | 1.2 |
| SMITH, Khydarious | 0 | 4 | .000 | MOZONE, Bryson | 16 | 13 | 0.8 |

Category Leaders

2019-20 USC Upstate Men's Basketball USC Upstate Category Leaders (as of Jan 10, 2020) All games

| Points | G | Pts | Pts/G | Scoring Average | G | Pts | Avg/G |
|--------------------|----|-----|-------|--------------------|----|-----|-------|
| HAMMOND, Everette | 16 | 230 | 14.4 | HAMMOND, Everette | 16 | 230 | 14.4 |
| BRUNER, Tommy | 16 | 185 | 11.6 | BRUNER, Tommy | 16 | 185 | 11.6 |
| MOZONE, Bryson | 16 | 165 | 10.3 | MOZONE, Bryson | 16 | 165 | 10.3 |
| ZINK, Nevin | 16 | 108 | 6.8 | ZINK, Nevin | 16 | 108 | 6.8 |
| JERNIGAN, Cartier | 16 | 85 | 5.3 | MARTIN, Brandon | 13 | 83 | 6.4 |
| MARTIN, Brandon | 13 | 83 | 6.4 | WHITE, Dalvin | 12 | 64 | 5.3 |
| BOOKER, Thomas | 14 | 67 | 4.8 | JERNIGAN, Cartier | 16 | 85 | 5.3 |
| WHITE, Dalvin | 12 | 64 | 5.3 | BOOKER, Thomas | 14 | 67 | 4.8 |
| ALDRICH, Josh | 15 | 60 | 4.0 | ALDRICH, Josh | 15 | 60 | 4.0 |
| WATSON, Jatayveous | 7 | 26 | 3.7 | WATSON, Jatayveous | 7 | 26 | 3.7 |
| GOODLOE, Mysta | 11 | 22 | 2.0 | CARTER, Mykayle | 5 | 13 | 2.6 |
| CARTER, Mykayle | 5 | 13 | 2.6 | GOODLOE, Mysta | 11 | 22 | 2.0 |

| FG Percentage | FG | Att | Pct | Field Goal Attempts | G | Att | Att/G |
|--------------------|----|-----|------|---------------------|----|------|--------|
| WATSON, Jatayveous | 11 | 15 | .733 | HAMMOND, Everette | 16 | 198 | 12.4 |
| ZINK, Nevin | 35 | 58 | .603 | BRUNER, Tommy | 16 | 160 | 10.0 |
| CARTER, Mykayle | 5 | 9 | .556 | MOZONE, Bryson | 16 | 140 | 8.8 |
| MARTIN, Brandon | 34 | 65 | .523 | JERNIGAN, Cartier | 16 | 86 | 5.4 |
| BOOKER, Thomas | 27 | 53 | .509 | WHITE, Dalvin | 12 | 74 | 6.2 |
| TATE, Andrew | 1 | 2 | .500 | | | | |
| ALDRICH, Josh | 22 | 48 | .458 | Field Goals Made | G | Made | Made/G |
| SMITH, Khydarious | 5 | 11 | .455 | HAMMOND, Everette | 16 | 77 | 4.8 |
| BRUNER, Tommy | 64 | 160 | .400 | BRUNER, Tommy | 16 | 64 | 4.0 |
| MOZONE, Bryson | 56 | 140 | .400 | MOZONE, Bryson | 16 | 56 | 3.5 |
| HAMMOND, Everette | 77 | 198 | .389 | ZINK, Nevin | 16 | 35 | 2.2 |
| JERNIGAN, Cartier | 32 | 86 | .372 | MARTIN, Brandon | 13 | 34 | 2.6 |

| 3-Point Percentage | 3FG | Att | Pct | 3-Point FG Attempts | G | Att | Att/G |
|--------------------|-----|-----|-------|---------------------|----|------|--------|
| CARTER, Mykayle | 3 | 3 | 1.000 | MOZONE, Bryson | 16 | 92 | 5.8 |
| MOZONE, Bryson | 40 | 92 | .435 | BRUNER, Tommy | 16 | 73 | 4.6 |
| BRUNER, Tommy | 25 | 73 | .342 | HAMMOND, Everette | 16 | 66 | 4.1 |
| ALDRICH, Josh | 5 | 18 | .278 | JERNIGAN, Cartier | 16 | 37 | 2.3 |
| HAMMOND, Everette | 18 | 66 | .273 | WHITE, Dalvin | 12 | 37 | 3.1 |
| JERNIGAN, Cartier | 9 | 37 | .243 | | | | |
| WHITE, Dalvin | 7 | 37 | .189 | 3-Point FG Made | G | Made | Made/G |
| BOOKER, Thomas | 2 | 11 | .182 | MOZONE, Bryson | 16 | 40 | 2.5 |
| GOODLOE, Mysta | 2 | 14 | .143 | BRUNER, Tommy | 16 | 25 | 1.6 |
| | | | | HAMMOND, Everette | 16 | 18 | 1.1 |
| | | | | JERNIGAN, Cartier | 16 | 9 | 0.6 |
| | | | | WHITE, Dalvin | 12 | 7 | 0.6 |

Team Game-By-Game

2019-20 USC Upstate Men's Basketball
USC Upstate Team Game-by-Game (as of Jan 10, 2020)
All games

TEAM STATISTICS

| Opponent | Date | Score | | Total | | 3-Pointers | | Free throws | | Rebounds | | | | pf | a | t/o | blk | stl | pts | avg |
|-----------------------|----------|--------|---|---------|------|------------|------|-------------|------|----------|-----|-----|------|-----|-----|-----|-----|-----|------|------|
| | | | | fg-fga | pct | 3fg-fga | pct | ft-fta | pct | off | def | tot | avg | | | | | | | |
| at Col. of Charleston | 11/05/19 | 55-74 | L | 20-56 | .357 | 6-20 | .300 | 9-15 | .600 | 8 | 23 | 31 | 31.0 | 23 | 5 | 12 | 3 | 3 | 55 | 55.0 |
| TRUETT-MCCONNELL | 11/08/19 | 103-62 | W | 41-74 | .554 | 9-27 | .333 | 12-16 | .750 | 18 | 25 | 43 | 37.0 | 18 | 22 | 15 | 3 | 19 | 103 | 79.0 |
| at N.C. Central | 11/11/19 | 64-73 | L | 23-65 | .354 | 7-29 | .241 | 11-23 | .478 | 11 | 19 | 30 | 34.7 | 22 | 12 | 14 | 2 | 5 | 64 | 74.0 |
| at Virginia Tech | 11/13/19 | 57-80 | L | 20-53 | .377 | 3-25 | .120 | 14-18 | .778 | 10 | 23 | 33 | 34.2 | 10 | 8 | 13 | 2 | 3 | 57 | 69.8 |
| at Akron | 11/18/19 | 45-76 | L | 18-67 | .269 | 5-16 | .313 | 4-13 | .308 | 19 | 23 | 42 | 35.8 | 26 | 3 | 11 | 3 | 2 | 45 | 64.8 |
| at Louisville | 11/20/19 | 50-76 | L | 16-49 | .327 | 9-24 | .375 | 9-11 | .818 | 5 | 17 | 22 | 33.5 | 12 | 8 | 12 | 0 | 7 | 50 | 62.3 |
| YOUNGSTOWN ST. | 11/23/19 | 61-66 | L | 20-55 | .364 | 8-22 | .364 | 13-17 | .765 | 7 | 28 | 35 | 33.7 | 21 | 13 | 17 | 2 | 4 | 61 | 62.1 |
| at Charlotte | 11/30/19 | 47-83 | L | 19-56 | .339 | 5-24 | .208 | 4-9 | .444 | 8 | 20 | 28 | 33.0 | 10 | 12 | 15 | 1 | 5 | 47 | 60.2 |
| EASTERN KY. | 12/03/19 | 79-67 | W | 21-54 | .389 | 7-20 | .350 | 30-38 | .789 | 6 | 35 | 41 | 33.9 | 24 | 13 | 16 | 2 | 5 | 79 | 62.3 |
| at Furman | 12/08/19 | 72-84 | L | 28-50 | .560 | 9-21 | .429 | 7-11 | .636 | 2 | 20 | 22 | 32.7 | 16 | 15 | 15 | 3 | 6 | 72 | 63.3 |
| at S.C. State | 12/18/19 | 73-70 | W | 25-54 | .463 | 8-20 | .400 | 15-21 | .714 | 8 | 21 | 29 | 32.4 | 22 | 10 | 9 | 1 | 3 | 73 | 64.2 |
| BOB JONES | 12/21/19 | 92-74 | W | 36-70 | .514 | 7-21 | .333 | 13-20 | .650 | 14 | 22 | 36 | 32.7 | 20 | 18 | 9 | 4 | 11 | 92 | 66.5 |
| VMI | 12/29/19 | 91-82 | W | 33-66 | .500 | 10-25 | .400 | 15-18 | .833 | 12 | 20 | 32 | 32.6 | 19 | 19 | 9 | 3 | 8 | 91 | 68.4 |
| at Charleston So. | 01/02/20 | 75-89 | L | 28-57 | .491 | 7-14 | .500 | 12-15 | .800 | 10 | 20 | 30 | 32.4 | 18 | 12 | 19 | 4 | 7 | 75 | 68.9 |
| at Longwood | 01/04/20 | 73-56 | W | 23-53 | .434 | 8-25 | .320 | 19-22 | .864 | 10 | 31 | 41 | 33.0 | 18 | 11 | 17 | 4 | 6 | 73 | 69.1 |
| HAMPTON | 01/08/20 | 83-73 | W | 29-71 | .408 | 3-18 | .167 | 22-36 | .611 | 15 | 27 | 42 | 33.6 | 24 | 12 | 10 | 2 | 9 | 83 | 70.0 |
| USC Upstate | | 1120 | | 400-950 | .421 | 111-351 | .316 | 209-303 | .690 | 163 | 374 | 537 | 33.6 | 303 | 193 | 213 | 39 | 103 | 1120 | 70.0 |
| Opponents | | 1185 | | 396-858 | .462 | 126-352 | .358 | 267-363 | .736 | 136 | 436 | 572 | 35.8 | 260 | 207 | 241 | 47 | 103 | 1185 | 74.1 |

Games played: 16
Points/game: 70.0
FG Pct: 42.1
3FG Pct: 31.6
FT Pct: 69.0

Rebounds/game: 33.6
Assists/game: 12.1
Turnovers/game: 13.3
Assist/turnover ratio: 0.9
Steals/game: 6.4
Blocks/game: 2.4



BRANDON MARTIN

Sophomore • 6-5 • 220 • Forward

Miami, Fla.

(Cardinal Newman School)

0

Game-By-Game

| Opponent | Date | gs | min | Total | | 3-Pointers | | Free throws | | Rebounds | | | | | | | | pts | avg | |
|-----------------------|----------|-----|-----|--------|------|------------|------|-------------|-------|----------|-----|-----|-----|----|---|-----|-----|-----|-----|------|
| | | | | fg-fga | pct | 3fg-fga | pct | ft-fa | pct | off | def | tot | avg | pf | a | t/o | blk | | | stl |
| at Col. of Charleston | 11/05/19 | 19 | | 5-10 | .500 | 0-0 | .000 | 3-6 | .500 | 5 | 3 | 8 | 8.0 | 1 | 0 | 0 | 1 | 0 | 13 | 13.0 |
| TRUETT-MCCONNELL | 11/08/19 | 17 | | 4-5 | .800 | 0-0 | .000 | 2-3 | .667 | 2 | 0 | 2 | 5.0 | 2 | 1 | 5 | 0 | 0 | 10 | 11.5 |
| at N.C. Central | 11/11/19 | 10 | | 0-4 | .000 | 0-0 | .000 | 2-3 | .667 | 1 | 1 | 2 | 4.0 | 2 | 0 | 0 | 0 | 1 | 2 | 8.3 |
| at Virginia Tech | 11/13/19 | 8 | | 1-3 | .333 | 0-0 | .000 | 0-0 | .000 | 0 | 1 | 1 | 3.3 | 2 | 0 | 1 | 0 | 0 | 2 | 6.8 |
| at Akron | 11/18/19 | 9 | | 1-4 | .250 | 0-0 | .000 | 0-0 | .000 | 0 | 0 | 0 | 2.6 | 0 | 0 | 0 | 0 | 0 | 2 | 5.8 |
| atLouisville | 11/20/19 | 4 | | 0-0 | .000 | 0-0 | .000 | 0-0 | .000 | 0 | 1 | 1 | 2.3 | 0 | 0 | 1 | 0 | 0 | 0 | 4.8 |
| YOUNGSTOWN ST. | 11/23/19 | 14 | | 2-5 | .400 | 0-0 | .000 | 1-1 | 1.000 | 0 | 1 | 1 | 2.1 | 2 | 0 | 3 | 0 | 0 | 5 | 4.9 |
| at Charlotte | 11/30/19 | 11 | | 1-2 | .500 | 0-0 | .000 | 0-0 | .000 | 1 | 3 | 4 | 2.4 | 0 | 0 | 0 | 0 | 0 | 2 | 4.5 |
| at Furman | 12/08/19 | dnp | | - | - | - | - | - | - | - | - | - | - | - | - | - | - | - | - | - |
| at S.C. State | 12/18/19 | dnp | | - | - | - | - | - | - | - | - | - | - | - | - | - | - | - | - | - |
| BOB JONES | 12/21/19 | 10 | | 4-5 | .800 | 0-0 | .000 | 0-0 | .000 | 1 | 3 | 4 | 2.6 | 0 | 0 | 1 | 0 | 1 | 8 | 4.9 |
| VMI | 12/29/19 | 21 | | 9-11 | .818 | 0-0 | .000 | 5-6 | .833 | 3 | 2 | 5 | 2.8 | 2 | 2 | 2 | 1 | 2 | 23 | 6.7 |
| at Charleston So. | 01/02/20 | 9 | | 2-4 | .500 | 0-0 | .000 | 0-0 | .000 | 0 | 1 | 1 | 2.6 | 0 | 0 | 1 | 0 | 0 | 4 | 6.5 |
| atLongwood | 01/04/20 | 13 | | 0-1 | .000 | 0-0 | .000 | 1-3 | .333 | 0 | 2 | 2 | 2.6 | 2 | 0 | 1 | 1 | 0 | 1 | 6.0 |
| HAMPTON | 01/08/20 | 21 | | 5-11 | .455 | 0-0 | .000 | 1-2 | .500 | 6 | 1 | 7 | 2.9 | 5 | 0 | 2 | 0 | 0 | 11 | 6.4 |
| Totals | | 0 | 166 | 34-65 | .523 | 0-0 | .000 | 15-24 | .625 | 19 | 19 | 38 | 2.9 | 18 | 3 | 17 | 3 | 4 | 83 | 6.4 |

Games played: 13
Minutes/game: 12.8
Points/game: 6.4
FG Pct: 52.3
FT Pct: 62.5

Rebounds/game: 2.9
Assists/game: 0.2
Turnovers/game: 1.3
Assist/turnover ratio: 0.2
Steals/game: 0.3
Blocks/game: 0.2

CAREER HIGHS

| | |
|----------|-------------------------------|
| Points | 23, VMI, 12/29/19 |
| Rebounds | 8, twice |
| Assists | 2, twice |
| Blocks | 1, 11 times |
| Steals | 4, at N.C. State, 12/22/18 |
| FGM | 9, VMI, 12/29/19 |
| FGA | 11, twice |
| 3FGM | 1, at South Carolina, 11/6/18 |
| 3FGA | 1, 5 times |
| FTM | 5, VMI, 12/29/19 |
| FTA | 6, twice |
| Minutes | 29, vs. Cal Poly, 11/24/18 |

SEASON HIGHS

| | |
|----------|-----------------------|
| Points | 23, VMI, 12/29/19 |
| Rebounds | 8, at C of C, 11/5/19 |
| Assists | 2, VMI, 12/29/19 |
| Blocks | 1, 3 times |
| Steals | 2, VMI, 12/29/19 |
| FGM | 9, VMI, 12/29/19 |
| FGA | 11, twice |
| 3FGM | N/A |
| 3FGA | N/A |
| FTM | 5, VMI, 12/29/19 |
| FTA | 6, twice |
| Minutes | 21, twice |

Career Statistics

| | | | Total | | 3-Point | | F-Throws | | Rebounds | | | | | | | | | | Scoring | |
|---------|-------|----------|--------|------|---------|------|----------|------|----------|-----|-----|-----|----|----|-----|----|-----|-----|---------|-----|
| Season | gp-gs | min/avg | fg-fga | pct | fg-fga | pct | ft-fa | pct | off | def | tot | avg | pf | fo | ast | to | blk | stl | pts | avg |
| 2018-19 | 25-0 | 349/14.0 | 58-107 | .542 | 1-8 | .125 | 26-38 | .684 | 30 | 32 | 62 | 2.5 | 26 | 0 | 11 | 23 | 9 | 14 | 143 | 5.7 |
| 2019-20 | 12-0 | 145/12.1 | 29-54 | .537 | 0-0 | .000 | 14-22 | .636 | 13 | 18 | 31 | 2.6 | 13 | 0 | 3 | 15 | 3 | 4 | 72 | 6.0 |
| TOTAL | 37-0 | 494/13.4 | 87-161 | .540 | 1-8 | .125 | 40-60 | .667 | 43 | 50 | 93 | 2.5 | 39 | 0 | 14 | 38 | 12 | 18 | 215 | 5.8 |



DALVIN WHITE

Sophomore • 5-10 • 170 • Guard

Norcross, Ga.

(Norcross HS)

1

Game-By-Game

| Opponent | Date | gs | min | Total | | 3-Pointers | | Free throws | | Rebounds | | | | pf | a | t/o | blk | stl | pts | avg | |
|-----------------------|----------|----|-----|--------|-------|------------|------|-------------|-------|----------|-----|-----|-----|-----|----|-----|-----|-----|-----|-----|-----|
| | | | | fg-fga | pct | 3fg-fga | pct | ft-fa | pct | off | def | tot | avg | | | | | | | | |
| at Col. of Charleston | 11/05/19 | * | 29 | 3-6 | .500 | 1-2 | .500 | 0-0 | .000 | 0 | 3 | 3 | 3.0 | 4 | 2 | 1 | 0 | 0 | 7 | 7.0 | |
| TRUETT-MCCONNELL | 11/08/19 | * | 19 | 3-8 | .375 | 1-4 | .250 | 1-1 | 1.000 | 1 | 0 | 1 | 2.0 | 2 | 5 | 0 | 0 | 3 | 8 | 7.5 | |
| at N.C. Central | 11/11/19 | * | 28 | 1-5 | .200 | 1-3 | .333 | 1-2 | .500 | 1 | 1 | 2 | 2.0 | 2 | 7 | 4 | 0 | 1 | 4 | 6.3 | |
| at Virginia Tech | 11/13/19 | * | 29 | 0-4 | .000 | 0-4 | .000 | 0-0 | .000 | 0 | 2 | 2 | 2.0 | 1 | 4 | 2 | 0 | 1 | 0 | 4.8 | |
| at Akron | 11/18/19 | * | 29 | 2-10 | .200 | 0-2 | .000 | 3-4 | .750 | 0 | 0 | 0 | 1.6 | 4 | 2 | 2 | 0 | 1 | 7 | 5.2 | |
| atLouisville | 11/20/19 | * | 35 | 2-7 | .286 | 1-5 | .200 | 0-0 | .000 | 0 | 3 | 3 | 1.8 | 1 | 5 | 3 | 0 | 1 | 5 | 5.2 | |
| YOUNGSTOWN ST. | 11/23/19 | * | 34 | 2-11 | .182 | 1-7 | .143 | 3-4 | .750 | 0 | 3 | 3 | 2.0 | 4 | 5 | 1 | 0 | 0 | 8 | 5.6 | |
| at Charlotte | 11/30/19 | * | 26 | 2-6 | .333 | 0-3 | .000 | 0-0 | .000 | 0 | 0 | 0 | 1.8 | 3 | 5 | 0 | 0 | 1 | 4 | 5.4 | |
| EASTERN KY. | 12/03/19 | * | 33 | 1-7 | .143 | 0-2 | .000 | 2-4 | .500 | 1 | 2 | 3 | 1.9 | 1 | 6 | 5 | 0 | 1 | 4 | 5.2 | |
| at Furman | 12/08/19 | * | 25 | 2-3 | .667 | 1-2 | .500 | 2-2 | 1.000 | 0 | 0 | 0 | 1.7 | 1 | 5 | 1 | 0 | 1 | 7 | 5.4 | |
| at S.C. State | 12/18/19 | * | 33 | 1-3 | .333 | 0-1 | .000 | 1-2 | .500 | 0 | 1 | 1 | 1.6 | 4 | 3 | 3 | 0 | 0 | 3 | 5.2 | |
| BOB JONES | 12/21/19 | * | 20 | 3-4 | .750 | 1-2 | .500 | 0-0 | .000 | 0 | 2 | 2 | 1.7 | 1 | 3 | 0 | 0 | 4 | 7 | 5.3 | |
| Totals | | | 12 | 340 | 22-74 | .297 | 7-37 | .189 | 13-19 | .684 | 3 | 17 | 20 | 1.7 | 28 | 52 | 22 | 0 | 14 | 64 | 5.3 |

| | |
|--------------|---------------------------------|
| CAREER HIGHS | |
| Points | 10, twice |
| Rebounds | 4, 3 times |
| Assists | 7, twice |
| Blocks | 1, S.C. State, 12/15/18 |
| Steals | 4, Bob Jones, 12/21/19 |
| FGM | 4, Hampton, 3/2/19 |
| FGA | 11, at Youngstown St., 11/23/19 |
| 3FGM | 3, twice |
| 3FGA | 7, twice |
| FTM | 3, twice |
| FTA | 4, twice |
| Minutes | 35, at Campbell, 2/9/19 |

Games played: 12
Minutes/game: 28.3
Points/game: 5.3
FG Pct: 29.7
3FG Pct: 18.9
FT Pct: 68.4

Rebounds/game: 1.7
Assists/game: 4.3
Turnovers/game: 1.8
Assist/turnover ratio: 2.4
Steals/game: 1.2

| | |
|--------------|------------------------------|
| SEASON HIGHS | |
| Points | 8, twice |
| Rebounds | 3, 3 times |
| Assists | 7, at NC Central, 11/11/19 |
| Blocks | N/A |
| Steals | 4, Bob Jones, 12/21/19 |
| FGM | 3, 3 times |
| FGA | 11, Youngstown St., 11/23/19 |
| 3FGM | 1, 6 times |
| 3FGA | 7, Youngstown St., 11/23/19 |
| FTM | 3, twice |
| FTA | 4, 3 times |
| Minutes | 34, Youngstown St., 11/23/19 |

Career Statistics

| Season | gp-gs | | min/avg | | Total | | 3-Point | | F-Throws | | Rebounds | | | | Scoring | | | | | |
|---------|-------|----|---------|------|--------|------|---------|------|----------|------|----------|-----|-----|-----|---------|----|-----|----|-----|-----|
| | | | | | fg-fga | pct | fg-fga | pct | ft-fa | pct | off | def | tot | avg | pf | fo | ast | to | blk | stl |
| 2018-19 | 27 | 7 | 522 | 19.3 | 33-114 | .289 | 21-75 | .280 | 14-21 | .667 | 5 | 33 | 38 | 1.4 | 43 | 0 | 81 | 37 | 1 | 10 |
| 2019-20 | 12 | 12 | 340 | 28.3 | 22-74 | .297 | 7-37 | .189 | 13-19 | .684 | 3 | 17 | 20 | 1.7 | 28 | 0 | 52 | 22 | 0 | 14 |
| TOTAL | 39 | 19 | 862 | 22.1 | 55-188 | .293 | 28-112 | .250 | 27-40 | .675 | 8 | 50 | 58 | 1.5 | 71 | 0 | 133 | 59 | 1 | 24 |



CARTIER JERNIGAN

Freshman • 6-1 • 180 • Guard

Charlotte, N.C.

(West Charlotte HS)

2

Game-By-Game

| Opponent | Date | gs | min | Total | | 3-Pointers | | Free throws | | Rebounds | | | | pf | a | t/o | blk | stl | pts | avg |
|-----------------------|----------|----|-----|--------|------|------------|------|-------------|-------|----------|-----|-----|-----|----|----|-----|-----|-----|-----|-----|
| | | | | fg-fga | pct | 3fg-fga | pct | ft-fa | pct | off | def | tot | avg | | | | | | | |
| at Col. of Charleston | 11/05/19 | 17 | 17 | 1-4 | .250 | 0-1 | .000 | 2-2 | 1.000 | 0 | 3 | 3 | 3.0 | 1 | 0 | 1 | 0 | 1 | 4 | 4.0 |
| TRUETT-MCCONNELL | 11/08/19 | 21 | 21 | 5-10 | .500 | 0-3 | .000 | 0-0 | .000 | 0 | 6 | 6 | 4.5 | 1 | 4 | 1 | 0 | 6 | 10 | 7.0 |
| at N.C. Central | 11/11/19 | 14 | 14 | 0-5 | .000 | 0-2 | .000 | 3-5 | .600 | 0 | 4 | 4 | 4.3 | 2 | 2 | 4 | 0 | 0 | 3 | 5.7 |
| at Virginia Tech | 11/13/19 | 11 | 11 | 1-5 | .200 | 0-3 | .000 | 3-5 | .600 | 0 | 1 | 1 | 3.5 | 0 | 1 | 0 | 0 | 0 | 5 | 5.5 |
| at Akron | 11/18/19 | 19 | 19 | 2-5 | .400 | 1-2 | .500 | 0-0 | .000 | 1 | 2 | 3 | 3.4 | 5 | 1 | 2 | 0 | 0 | 5 | 5.4 |
| at Louisville | 11/20/19 | 4 | 4 | 0-1 | .000 | 0-0 | .000 | 0-0 | .000 | 0 | 0 | 0 | 2.8 | 1 | 0 | 1 | 0 | 1 | 0 | 4.5 |
| YOUNGSTOWN ST. | 11/23/19 | 21 | 21 | 4-8 | .500 | 2-5 | .400 | 0-0 | .000 | 0 | 4 | 4 | 3.0 | 5 | 1 | 2 | 1 | 0 | 10 | 5.3 |
| at Charlotte | 11/30/19 | 25 | 25 | 1-3 | .333 | 1-3 | .333 | 0-0 | .000 | 0 | 0 | 0 | 2.6 | 0 | 4 | 5 | 0 | 1 | 3 | 5.0 |
| EASTERN KY. | 12/03/19 | 9 | 9 | 1-4 | .250 | 1-3 | .333 | 0-0 | .000 | 0 | 2 | 2 | 2.6 | 2 | 0 | 0 | 1 | 0 | 3 | 4.8 |
| at Furman | 12/08/19 | 14 | 14 | 1-2 | .500 | 0-1 | .000 | 1-2 | .500 | 0 | 0 | 0 | 2.3 | 2 | 1 | 3 | 0 | 0 | 3 | 4.6 |
| at S.C. State | 12/18/19 | 8 | 8 | 1-2 | .500 | 0-0 | .000 | 0-2 | .000 | 0 | 1 | 1 | 2.2 | 1 | 2 | 0 | 0 | 0 | 2 | 4.4 |
| BOB JONES | 12/21/19 | 27 | 27 | 3-5 | .600 | 0-0 | .000 | 0-0 | .000 | 1 | 0 | 1 | 2.1 | 1 | 4 | 0 | 1 | 1 | 6 | 4.5 |
| VMI | 12/29/19 | * | 32 | 4-10 | .400 | 2-6 | .333 | 1-2 | .500 | 0 | 4 | 4 | 2.2 | 2 | 8 | 2 | 0 | 3 | 11 | 5.0 |
| at Charleston So. | 01/02/20 | * | 27 | 2-4 | .500 | 0-2 | .000 | 1-2 | .500 | 0 | 2 | 2 | 2.2 | 4 | 5 | 3 | 0 | 0 | 5 | 5.0 |
| at Longwood | 01/04/20 | * | 23 | 2-9 | .222 | 2-5 | .400 | 0-0 | .000 | 1 | 3 | 4 | 2.3 | 2 | 2 | 2 | 0 | 0 | 6 | 5.1 |
| HAMPTON | 01/08/20 | * | 32 | 4-9 | .444 | 0-1 | .000 | 1-2 | .500 | 2 | 7 | 9 | 2.8 | 3 | 6 | 1 | 2 | 1 | 9 | 5.3 |
| Totals | | 4 | 304 | 32-86 | .372 | 9-37 | .243 | 12-22 | .545 | 5 | 39 | 44 | 2.8 | 32 | 41 | 27 | 5 | 14 | 85 | 5.3 |

Games played: 16
Minutes/game: 19.0
Points/game: 5.3
FG Pct: 37.2
3FG Pct: 24.3
FT Pct: 54.5

Rebounds/game: 2.8
Assists/game: 2.6
Turnovers/game: 1.7
Assist/turnover ratio: 1.5
Steals/game: 0.9
Blocks/game: 0.3

CAREER HIGHS

| | |
|----------|------------------------------|
| Points | 11, VMI, 12/29/19 |
| Rebounds | 9, Hampton, 1/8/20 |
| Assists | 8, VMI, 12/29/19 |
| Blocks | 2, Hampton, 1/8/20 |
| Steals | 6, Truett-McConnell, 11/8/19 |
| FGM | 5, twice |
| FGA | 10, twice |
| 3FGM | 2, twice |
| 3FGA | 6, VMI, 12/29/19 |
| FTM | 3, twice |
| FTA | 5, twice |
| Minutes | 32, twice |

SEASON HIGHS

| | |
|----------|------------------------------|
| Points | 11, VMI, 12/29/19 |
| Rebounds | 9, Hampton, 1/8/20 |
| Assists | 8, VMI, 12/29/19 |
| Blocks | 2, Hampton, 1/8/20 |
| Steals | 6, Truett-McConnell, 11/8/19 |
| FGM | 5, twice |
| FGA | 10, twice |
| 3FGM | 2, twice |
| 3FGA | 6, VMI, 12/29/19 |
| FTM | 3, twice |
| FTA | 5, twice |
| Minutes | 32, twice |

Career Statistics

| Season | gp-gs | min/avg | Total | | 3-Point | | F-Throws | | Rebounds | | | | | | | | | | Scoring | |
|---------|-------|----------|--------|------|---------|------|----------|------|----------|-----|-----|-----|----|----|-----|----|-----|-----|---------|-----|
| | | | fg-fga | pct | fg-fga | pct | ft-fa | pct | off | def | tot | avg | pf | fo | ast | to | blk | stl | pts | avg |
| 2019-20 | 15-3 | 272/18.1 | 28-77 | .364 | 9-36 | .250 | 11-20 | .550 | 3 | 32 | 35 | 2.3 | 29 | 2 | 35 | 26 | 3 | 13 | 76 | 5.1 |
| TOTAL | 15-3 | 272/18.1 | 28-77 | .364 | 9-36 | .250 | 11-20 | .550 | 3 | 32 | 35 | 2.3 | 29 | 2 | 35 | 26 | 3 | 13 | 76 | 5.1 |



MYSTA GOODLOE

Freshman • 6-4 • 195 • Guard

Winston-Salem, N.C.

(R.J. Reynolds HS)

3

Game-By-Game

| Opponent | Date | gs | min | Total | | 3-Pointers | | Free throws | | Rebounds | | | | pf | a | t/o | blk | stl | pts | avg |
|-----------------------|----------|-----|-----|--------|------|------------|-------|-------------|-------|----------|-----|-----|-----|----|---|-----|-----|-----|-----|-----|
| | | | | fg-fga | pct | 3fg-fga | pct | ft-fa | pct | off | def | tot | avg | | | | | | | |
| at Col. of Charleston | 11/05/19 | 14 | | 0-3 | .000 | 0-1 | .000 | 0-1 | .000 | 0 | 1 | 1 | 1.0 | 0 | 1 | 1 | 0 | 0 | 0 | 0.0 |
| TRUETT-MCCONNELL | 11/08/19 | 4 | | 2-3 | .667 | 1-2 | .500 | 0-0 | .000 | 1 | 2 | 3 | 2.0 | 0 | 0 | 1 | 0 | 0 | 5 | 2.5 |
| at Virginia Tech | 11/13/19 | 14 | | 3-7 | .429 | 0-2 | .000 | 0-0 | .000 | 3 | 2 | 5 | 3.0 | 1 | 0 | 1 | 0 | 0 | 6 | 3.7 |
| at Akron | 11/18/19 | 8 | | 0-1 | .000 | 0-1 | .000 | 0-0 | .000 | 1 | 0 | 1 | 2.5 | 0 | 0 | 0 | 0 | 0 | 0 | 2.8 |
| at Louisville | 11/20/19 | 2 | | 0-1 | .000 | 0-1 | .000 | 0-0 | .000 | 0 | 0 | 0 | 2.0 | 0 | 0 | 0 | 0 | 0 | 0 | 2.2 |
| at Charlotte | 11/30/19 | 9 | | 1-4 | .250 | 0-2 | .000 | 0-0 | .000 | 0 | 4 | 4 | 2.3 | 0 | 1 | 0 | 0 | 0 | 2 | 2.2 |
| at Furman | 12/08/19 | dnp | | - | - | - | - | - | - | - | - | - | - | - | - | - | - | - | - | - |
| at S.C. State | 12/18/19 | dnp | | - | - | - | - | - | - | - | - | - | - | - | - | - | - | - | - | - |
| BOB JONES | 12/21/19 | 5 | | 0-2 | .000 | 0-1 | .000 | 0-0 | .000 | 0 | 0 | 0 | 2.0 | 0 | 0 | 1 | 0 | 0 | 0 | 1.9 |
| VMI | 12/29/19 | 8 | | 0-1 | .000 | 0-0 | .000 | 0-0 | .000 | 0 | 1 | 1 | 1.9 | 1 | 1 | 1 | 0 | 0 | 0 | 1.6 |
| at Charleston So. | 01/02/20 | 5 | | 1-3 | .333 | 0-1 | .000 | 0-0 | .000 | 2 | 1 | 3 | 2.0 | 0 | 0 | 1 | 1 | 1 | 2 | 1.7 |
| at Longwood | 01/04/20 | 17 | | 1-4 | .250 | 0-2 | .000 | 2-2 | 1.000 | 0 | 1 | 1 | 1.9 | 1 | 0 | 0 | 0 | 0 | 4 | 1.9 |
| HAMPTON | 01/08/20 | 8 | | 1-2 | .500 | 1-1 | 1.000 | 0-0 | .000 | 0 | 2 | 2 | 1.9 | 0 | 2 | 0 | 0 | 0 | 3 | 2.0 |
| Totals | | 0 | 94 | 9-31 | .290 | 2-14 | .143 | 2-3 | .667 | 7 | 14 | 21 | 1.9 | 3 | 5 | 6 | 1 | 1 | 22 | 2.0 |

Games played: 11
Minutes/game: 8.5
Points/game: 2.0
FG Pct: 29.0
3FG Pct: 14.3
FT Pct: 66.7

Rebounds/game: 1.9
Assists/game: 0.5
Turnovers/game: 0.5
Assist/turnover ratio: 0.8
Steals/game: 0.1
Blocks/game: 0.1

CAREER HIGHS

| | |
|----------|----------------------------|
| Points | 6, Virginia Tech, 11/13/19 |
| Rebounds | 5, Virginia Tech, 11/13/19 |
| Assists | 2, Hampton, 1/8/20 |
| Blocks | 1, at CSU, 1/2/20 |
| Steals | 1, at CSU, 1/2/20 |
| FGM | 3, Virginia Tech, 11/13/19 |
| FGA | 7, Virginia Tech, 11/13/19 |
| 3FGM | 1, twice |
| 3FGA | 2, 4 times |
| FTM | 2, at Longwood, 1/4/20 |
| FTA | 2, at Longwood, 1/4/20 |
| Minutes | 17, at Longwood, 1/4/20 |

SEASON HIGHS

| | |
|----------|----------------------------|
| Points | 6, Virginia Tech, 11/13/19 |
| Rebounds | 5, Virginia Tech, 11/13/19 |
| Assists | 2, Hampton, 1/8/20 |
| Blocks | 1, at CSU, 1/2/20 |
| Steals | 1, at CSU, 1/2/20 |
| FGM | 3, Virginia Tech, 11/13/19 |
| FGA | 7, Virginia Tech, 11/13/19 |
| 3FGM | 1, twice |
| 3FGA | 2, 4 times |
| FTM | 2, at Longwood, 1/4/20 |
| FTA | 2, at Longwood, 1/4/20 |
| Minutes | 17, at Longwood, 1/4/20 |

Career Statistics

| | | | Total | | 3-Point | | F-Throws | | Rebounds | | | | | | | | | | Scoring | |
|---------|-------|---------|--------|------|---------|------|----------|------|----------|-----|-----|-----|----|----|-----|----|-----|-----|---------|-----|
| Season | gp-gs | min/avg | fg-fga | pct | fg-fga | pct | ft-fa | pct | off | def | tot | avg | pf | fo | ast | to | blk | stl | pts | avg |
| 2019-20 | 10-0 | 86/8.6 | 8-29 | .276 | 1-13 | .077 | 2-3 | .667 | 7 | 12 | 19 | 1.9 | 3 | 0 | 3 | 6 | 1 | 1 | 19 | 1.9 |
| TOTAL | 10-0 | 86/8.6 | 8-29 | .276 | 1-13 | .077 | 2-3 | .667 | 7 | 12 | 19 | 1.9 | 3 | 0 | 3 | 6 | 1 | 1 | 19 | 1.9 |



KHYDARIUS SMITH

Freshman • 6-8 • 210 • Forward

Fort Mill, S.C.

(Nation Ford HS)

4

Game-By-Game

| Opponent | Date | gs | min | Total | | 3-Pointers | | Free throws | | Rebounds | | | | pf | a | t/o | blk | stl | pts | avg |
|-----------------------|----------|-----|-----|--------|-------|------------|------|-------------|------|----------|-----|-----|-----|----|---|-----|-----|-----|-----|-----|
| | | | | fg-fga | pct | 3fg-fga | pct | ft-fa | pct | off | def | tot | avg | | | | | | | |
| at Col. of Charleston | 11/05/19 | 4 | | 0-0 | .000 | 0-0 | .000 | 0-0 | .000 | 0 | 1 | 1 | 1.0 | 0 | 0 | 0 | 0 | 0 | 0 | 0.0 |
| TRUETT-MCCONNELL | 11/08/19 | 21 | | 2-3 | .667 | 0-0 | .000 | 0-0 | .000 | 1 | 4 | 5 | 3.0 | 1 | 1 | 1 | 1 | 3 | 4 | 2.0 |
| at N.C. Central | 11/11/19 | 13 | | 1-1 | 1.000 | 0-0 | .000 | 0-0 | .000 | 1 | 0 | 1 | 2.3 | 1 | 0 | 0 | 0 | 0 | 2 | 2.0 |
| at Virginia Tech | 11/13/19 | 4 | | 0-0 | .000 | 0-0 | .000 | 0-2 | .000 | 1 | 0 | 1 | 2.0 | 0 | 0 | 0 | 0 | 0 | 0 | 1.5 |
| at Akron | 11/18/19 | 16 | | 0-3 | .000 | 0-0 | .000 | 0-0 | .000 | 1 | 6 | 7 | 3.0 | 2 | 0 | 1 | 1 | 1 | 0 | 1.2 |
| at Charlotte | 11/30/19 | 10 | | 2-4 | .500 | 0-0 | .000 | 0-1 | .000 | 0 | 2 | 2 | 2.8 | 0 | 0 | 1 | 0 | 0 | 4 | 1.7 |
| at Furman | 12/08/19 | dnp | | - | - | - | - | - | - | - | - | - | - | - | - | - | - | - | - | - |
| at S.C. State | 12/18/19 | 5 | | 0-0 | .000 | 0-0 | .000 | 0-0 | .000 | 0 | 3 | 3 | 2.9 | 1 | 0 | 0 | 0 | 0 | 0 | 1.4 |
| BOB JONES | 12/21/19 | 7 | | 0-0 | .000 | 0-0 | .000 | 0-1 | .000 | 0 | 1 | 1 | 2.6 | 2 | 0 | 1 | 0 | 0 | 0 | 1.3 |
| at Charleston So. | 01/02/20 | 2 | | 0-0 | .000 | 0-0 | .000 | 0-0 | .000 | 0 | 1 | 1 | 2.4 | 0 | 0 | 0 | 0 | 0 | 0 | 1.1 |
| HAMPTON | 01/08/20 | 2 | | 0-0 | .000 | 0-0 | .000 | 0-0 | .000 | 0 | 1 | 1 | 2.3 | 1 | 0 | 0 | 0 | 0 | 0 | 1.0 |
| Totals | | 0 | 84 | 5-11 | .455 | 0-0 | .000 | 0-4 | .000 | 4 | 19 | 23 | 2.3 | 8 | 1 | 4 | 2 | 4 | 10 | 1.0 |

CAREER HIGHS

| | |
|----------|-------------------------------|
| Points | 4, twice |
| Rebounds | 7, Akron, 11/18/19 |
| Assists | 1, Truett-McConnell, 11/8/19 |
| Blocks | 1, twice |
| Steals | 3, Truett-McConnell, 11/8/19 |
| FGM | 2, twice |
| FGA | 4, at Charlotte, 11/30/19 |
| 3FGM | N/A |
| 3FGA | N/A |
| FTM | N/A |
| FTA | 2, Virginia Tech, 11/13/19 |
| Minutes | 21, Truett-McConnell, 11/8/19 |

Games played: 10
Minutes/game: 8.4
Points/game: 1.0
FG Pct: 45.5
FT Pct: 0.0

Rebounds/game: 2.3
Assists/game: 0.1
Turnovers/game: 0.4
Assist/turnover ratio: 0.3
Steals/game: 0.4
Blocks/game: 0.2

SEASON HIGHS

| | |
|----------|-------------------------------|
| Points | 4, twice |
| Rebounds | 7, 11/18/19 |
| Assists | 1, Truett-McConnell, 11/8/19 |
| Blocks | 1, twice |
| Steals | 3, Truett-McConnell, 11/8/19 |
| FGM | 2, twice |
| FGA | 4, at Charlotte, 11/30/19 |
| 3FGM | N/A |
| 3FGA | N/A |
| FTM | N/A |
| FTA | 2, Virginia Tech, 11/13/19 |
| Minutes | 21, Truett-McConnell, 11/8/19 |

Career Statistics

| Season | gp-gs | min/avg | Total | | 3-Point | | F-Throws | | Rebounds | | | | Scoring | | | | | |
|---------|-------|---------|--------|------|---------|------|----------|------|----------|-----|-----|-----|---------|----|-----|----|-----|-----|
| | | | fg-fga | pct | fg-fga | pct | ft-fa | pct | off | def | tot | avg | pf | fo | ast | to | blk | stl |
| 2019-20 | 9-0 | 82/9.1 | 5-11 | .455 | 0-0 | .000 | 0-4 | .000 | 4 | 18 | 22 | 2.4 | 7 | 0 | 1 | 4 | 2 | 4 |
| TOTAL | 9-0 | 82/9.1 | 5-11 | .455 | 0-0 | .000 | 0-4 | .000 | 4 | 18 | 22 | 2.4 | 7 | 0 | 1 | 4 | 2 | 4 |



BRYSON MOZONE

Freshman • 6-6 • 183 • Guard/Forward

North Augusta, S.C.

(North Augusta HS)

5

Game-By-Game

| Opponent | Date | gs | min | Total | | 3-Pointers | | Free throws | | Rebounds | | | | pf | a | t/o | blk | stl | pts | avg |
|-----------------------|----------|----|-----|--------|------|------------|------|-------------|-------|----------|-----|-----|-----|----|----|-----|-----|-----|-----|------|
| | | | | fg-fga | pct | 3fg-fga | pct | ft-fa | pct | off | def | tot | avg | | | | | | | |
| at Col. of Charleston | 11/05/19 | | 27 | 2-8 | .250 | 2-7 | .286 | 0-0 | .000 | 1 | 5 | 6 | 6.0 | 2 | 0 | 2 | 1 | 0 | 6 | 6.0 |
| TRUETT-MCCONNELL | 11/08/19 | | 15 | 5-9 | .556 | 1-3 | .333 | 0-0 | .000 | 1 | 2 | 3 | 4.5 | 1 | 2 | 1 | 0 | 1 | 11 | 8.5 |
| at N.C. Central | 11/11/19 | | 28 | 6-15 | .400 | 4-12 | .333 | 1-2 | .500 | 3 | 6 | 9 | 6.0 | 4 | 1 | 0 | 0 | 0 | 17 | 11.3 |
| at Virginia Tech | 11/13/19 | * | 35 | 3-12 | .250 | 2-9 | .222 | 0-0 | .000 | 1 | 7 | 8 | 6.5 | 0 | 1 | 1 | 1 | 0 | 8 | 10.5 |
| at Akron | 11/18/19 | * | 29 | 1-9 | .111 | 1-4 | .250 | 0-0 | .000 | 1 | 2 | 3 | 5.8 | 4 | 0 | 2 | 0 | 0 | 3 | 9.0 |
| at Louisville | 11/20/19 | | 31 | 5-10 | .500 | 4-7 | .571 | 0-0 | .000 | 0 | 2 | 2 | 5.2 | 3 | 0 | 1 | 0 | 0 | 14 | 9.8 |
| YOUNGSTOWN ST. | 11/23/19 | | 26 | 2-5 | .400 | 2-3 | .667 | 4-6 | .667 | 0 | 6 | 6 | 5.3 | 3 | 2 | 2 | 0 | 2 | 10 | 9.9 |
| at Charlotte | 11/30/19 | * | 24 | 3-8 | .375 | 1-5 | .200 | 2-2 | 1.000 | 1 | 3 | 4 | 5.1 | 3 | 0 | 2 | 1 | 1 | 9 | 9.8 |
| EASTERN KY. | 12/03/19 | | 21 | 2-8 | .250 | 1-3 | .333 | 0-0 | .000 | 0 | 1 | 1 | 4.7 | 1 | 0 | 0 | 0 | 0 | 5 | 9.2 |
| at Furman | 12/08/19 | | 39 | 8-11 | .727 | 6-8 | .750 | 0-0 | .000 | 0 | 5 | 5 | 4.7 | 3 | 3 | 1 | 0 | 1 | 22 | 10.5 |
| at S.C. State | 12/18/19 | | 22 | 5-11 | .455 | 5-9 | .556 | 0-0 | .000 | 0 | 3 | 3 | 4.5 | 3 | 0 | 1 | 0 | 0 | 15 | 10.9 |
| BOB JONES | 12/21/19 | | 9 | 1-3 | .333 | 0-1 | .000 | 2-2 | 1.000 | 0 | 2 | 2 | 4.3 | 3 | 0 | 0 | 0 | 0 | 4 | 10.3 |
| VMI | 12/29/19 | | 31 | 3-8 | .375 | 3-5 | .600 | 1-2 | .500 | 3 | 2 | 5 | 4.4 | 3 | 3 | 1 | 0 | 0 | 10 | 10.3 |
| at Charleston So. | 01/02/20 | | 27 | 5-7 | .714 | 4-5 | .800 | 0-0 | .000 | 1 | 4 | 5 | 4.4 | 2 | 0 | 2 | 1 | 0 | 14 | 10.6 |
| at Longwood | 01/04/20 | | 28 | 3-7 | .429 | 3-7 | .429 | 1-1 | 1.000 | 0 | 6 | 6 | 4.5 | 2 | 0 | 2 | 1 | 0 | 10 | 10.5 |
| HAMPTON | 01/08/20 | | 31 | 2-9 | .222 | 1-4 | .250 | 2-6 | .333 | 3 | 4 | 7 | 4.7 | 1 | 0 | 1 | 0 | 1 | 7 | 10.3 |
| Totals | | 3 | 423 | 56-140 | .400 | 40-92 | .435 | 13-21 | .619 | 15 | 60 | 75 | 4.7 | 38 | 12 | 19 | 5 | 6 | 165 | 10.3 |

Games played: 16
Minutes/game: 26.4
Points/game: 10.3
FG Pct: 40.0
3FG Pct: 43.5
FT Pct: 61.9

Rebounds/game: 4.7
Assists/game: 0.8
Turnovers/game: 1.2
Assist/turnover ratio: 0.6
Steals/game: 0.4
Blocks/game: 0.3

CAREER HIGHS

| | |
|----------|-------------------------------|
| Points | 22, twice |
| Rebounds | 9, at NC Central, 11/11/19 |
| Assists | 3, twice |
| Blocks | 1, 10 times |
| Steals | 3, Truett-McConnell, 12/19/18 |
| FGM | 8, twice |
| FGA | 15, at NC Central, 11/11/19 |
| 3FGM | 6, twice |
| 3FGA | 12, at NC Central, 11/11/19 |
| FTM | 4, Youngstown St., 11/23/19 |
| FTA | 6, twice |
| Minutes | 39, at Furman, 12/8/19 |

SEASON HIGHS

| | |
|----------|-----------------------------|
| Points | 22, at Furman, 12/8/19 |
| Rebounds | 9, at NC Central, 11/11/19 |
| Assists | 3, twice |
| Blocks | 1, 5 times |
| Steals | 2, Youngstown St., 11/23/19 |
| FGM | 8, at Furman, 12/8/19 |
| FGA | 15, at NC Central, 11/11/19 |
| 3FGM | 6, at Furman, 12/8/19 |
| 3FGA | 12, at NC Central, 11/11/19 |
| FTM | 4, Youngstown St., 11/23/19 |
| FTA | 6, twice |
| Minutes | 39, at Furman, 12/8/19 |

Career Statistics

| | | | Total | | 3-Point | | F-Throws | | Rebounds | | | | | | | | | | | Scoring | |
|---------|-------|----------|--------|------|---------|------|----------|------|----------|-----|-----|-----|----|----|-----|----|-----|-----|-----|---------|--|
| Season | gp-gs | min/avg | fg-fga | pct | fg-fga | pct | ft-fa | pct | off | def | tot | avg | pf | fo | ast | to | blk | stl | pts | avg | |
| 2018-19 | 20-2 | 311/15.6 | 35-93 | .376 | 26-70 | .371 | 6-9 | .667 | 10 | 48 | 58 | 2.9 | 44 | 1 | 12 | 20 | 6 | 9 | 102 | 5.1 | |
| 2019-20 | 15-3 | 392/26.1 | 54-131 | .412 | 39-88 | .443 | 11-15 | .733 | 12 | 56 | 68 | 4.5 | 37 | 0 | 12 | 18 | 5 | 5 | 158 | 10.5 | |
| TOTAL | 35-5 | 703/20.1 | 89-224 | .397 | 65-158 | .411 | 17-24 | .708 | 22 | 104 | 126 | 3.6 | 81 | 1 | 24 | 38 | 11 | 14 | 260 | 7.4 | |



TOMMY BRUNER

Freshman • 6-1 • 175 • Guard

Columbia, S.C.

(Gray Collegiate Aca.)

10

Game-By-Game

| Opponent | Date | gs | min | Total | | 3-Pointers | | Free throws | | Rebounds | | | | pf | a | t/o | blk | stl | pts | avg | |
|-----------------------|----------|----|-----|--------|--------|------------|-------|-------------|-------|----------|-----|-----|-----|-----|----|-----|-----|-----|-----|------|------|
| | | | | fg-fga | pct | 3fg-fga | pct | ft-fga | pct | off | def | tot | avg | | | | | | | | |
| at Col. of Charleston | 11/05/19 | * | 32 | 5-12 | .417 | 3-5 | .600 | 1-1 | 1.000 | 0 | 3 | 3 | 3.0 | 3 | 1 | 2 | 0 | 1 | 14 | 14.0 | |
| TRUETT-MCCONNELL | 11/08/19 | * | 23 | 2-7 | .286 | 1-5 | .200 | 3-4 | .750 | 2 | 3 | 5 | 4.0 | 1 | 4 | 2 | 0 | 1 | 8 | 11.0 | |
| at N.C. Central | 11/11/19 | * | 23 | 3-8 | .375 | 1-5 | .200 | 1-1 | 1.000 | 0 | 0 | 0 | 2.7 | 3 | 1 | 3 | 0 | 1 | 8 | 10.0 | |
| at Virginia Tech | 11/13/19 | * | 11 | 1-2 | .500 | 0-1 | .000 | 0-0 | .000 | 0 | 0 | 0 | 2.0 | 2 | 0 | 2 | 0 | 0 | 2 | 8.0 | |
| at Akron | 11/18/19 | * | 17 | 3-10 | .300 | 2-3 | .667 | 0-2 | .000 | 1 | 1 | 2 | 2.0 | 3 | 0 | 1 | 0 | 0 | 8 | 8.0 | |
| at Louisville | 11/20/19 | * | 16 | 2-6 | .333 | 1-2 | .500 | 0-0 | .000 | 0 | 0 | 0 | 1.7 | 0 | 1 | 1 | 0 | 0 | 5 | 7.5 | |
| YOUNGSTOWN ST. | 11/23/19 | * | 22 | 0-7 | .000 | 0-2 | .000 | 0-0 | .000 | 0 | 1 | 1 | 1.6 | 1 | 0 | 3 | 0 | 0 | 0 | 6.4 | |
| at Charlotte | 11/30/19 | | 26 | 3-13 | .231 | 1-7 | .143 | 1-2 | .500 | 0 | 2 | 2 | 1.6 | 1 | 0 | 3 | 0 | 1 | 8 | 6.6 | |
| EASTERN KY. | 12/03/19 | * | 35 | 5-11 | .455 | 3-6 | .500 | 6-6 | 1.000 | 0 | 5 | 5 | 2.0 | 4 | 1 | 1 | 0 | 1 | 19 | 8.0 | |
| at Furman | 12/08/19 | * | 34 | 8-14 | .571 | 2-7 | .286 | 0-0 | .000 | 0 | 0 | 0 | 1.8 | 2 | 3 | 3 | 0 | 1 | 18 | 9.0 | |
| at S.C. State | 12/18/19 | * | 29 | 5-13 | .385 | 3-7 | .429 | 6-6 | 1.000 | 0 | 2 | 2 | 1.8 | 0 | 1 | 3 | 0 | 1 | 19 | 9.9 | |
| BOB JONES | 12/21/19 | * | 27 | 9-16 | .563 | 4-8 | .500 | 1-1 | 1.000 | 2 | 1 | 3 | 1.9 | 0 | 1 | 1 | 0 | 1 | 23 | 11.0 | |
| VMI | 12/29/19 | * | 34 | 3-9 | .333 | 0-4 | .000 | 0-0 | .000 | 0 | 1 | 1 | 1.8 | 3 | 1 | 0 | 0 | 1 | 6 | 10.6 | |
| at Charleston So. | 01/02/20 | * | 30 | 7-14 | .500 | 2-4 | .500 | 1-2 | .500 | 1 | 3 | 4 | 2.0 | 3 | 3 | 5 | 0 | 2 | 17 | 11.1 | |
| at Longwood | 01/04/20 | * | 27 | 5-7 | .714 | 2-3 | .667 | 2-2 | 1.000 | 0 | 0 | 0 | 1.9 | 0 | 5 | 4 | 0 | 0 | 14 | 11.3 | |
| HAMPTON | 01/08/20 | * | 29 | 3-11 | .273 | 0-4 | .000 | 10-10 | 1.000 | 0 | 1 | 1 | 1.8 | 3 | 1 | 2 | 0 | 4 | 16 | 11.6 | |
| Totals | | | 15 | 415 | 64-160 | .400 | 25-73 | .342 | 32-37 | .865 | 6 | 23 | 29 | 1.8 | 29 | 23 | 36 | 0 | 15 | 185 | 11.6 |

CAREER HIGHS

| | |
|----------|-------------------------|
| Points | 23, Bob Jones, 12/21/19 |
| Rebounds | 5, twice |
| Assists | 5, at Longwodd, 1/4/20 |
| Blocks | N/A |
| Steals | 4, Hampton, 1/8/20 |
| FGM | 9, Bob Jones, 12/21/19 |
| FGA | 16, Bob Jones, 12/21/19 |
| 3FGM | 4, Bob Jones, 12/21/19 |
| 3FGA | 8, Bob Jones, 12/21/19 |
| FTM | 10, Hampton, 1/8/20 |
| FTA | 10, Hampton, 1/8/20 |
| Minutes | 34, 3 times |

Games played: 16
Minutes/game: 25.9
Points/game: 11.6
FG Pct: 40.0
3FG Pct: 34.2
FT Pct: 86.5

Rebounds/game: 1.8
Assists/game: 1.4
Turnovers/game: 2.3
Assist/turnover ratio: 0.6
Steals/game: 0.9

SEASON HIGHS

| | |
|----------|-------------------------|
| Points | 23, Bob Jones, 12/21/19 |
| Rebounds | 5, twice |
| Assists | 5, at Longwodd, 1/4/20 |
| Blocks | N/A |
| Steals | 4, Hampton, 1/8/20 |
| FGM | 9, Bob Jones, 12/21/19 |
| FGA | 16, Bob Jones, 12/21/19 |
| 3FGM | 4, Bob Jones, 12/21/19 |
| 3FGA | 8, Bob Jones, 12/21/19 |
| FTM | 10, Hampton, 1/8/20 |
| FTA | 10, Hampton, 1/8/20 |
| Minutes | 34, 3 times |

Career Statistics

| | | | Total | | 3-Point | | F-Throws | | Rebounds | | | | | | | | | | Scoring | |
|---------|-------|----------|--------|------|---------|------|----------|------|----------|-----|-----|-----|----|----|-----|----|-----|-----|---------|------|
| Season | gp-gs | min/avg | fg-fga | pct | fg-fga | pct | ft-fita | pct | off | def | tot | avg | pf | fo | ast | to | blk | stl | pts | avg |
| 2019-20 | 15-14 | 386/25.7 | 61-149 | .409 | 25-69 | .362 | 22-27 | .815 | 6 | 22 | 28 | 1.9 | 26 | 0 | 22 | 34 | 0 | 11 | 169 | 11.3 |
| TOTAL | 15-14 | 386/25.7 | 61-149 | .409 | 25-69 | .362 | 22-27 | .815 | 6 | 22 | 28 | 1.9 | 26 | 0 | 22 | 34 | 0 | 11 | 169 | 11.3 |



EVERETTE HAMMOND

Sophomore • 6-3 • 185 • Guard

Silver Spring, Md.

(St. Thomas More School)

12

Game-By-Game

| Opponent | Date | gs | min | Total | | 3-Pointers | | Free throws | | Rebounds | | | | | | | | pts | avg | | |
|-----------------------|----------|----|-----|--------|--------|------------|-------|-------------|-------|----------|-----|-----|-----|-----|----|-----|-----|-----|-----|------|------|
| | | | | fg-fga | pct | 3fg-fga | pct | ft-fa | pct | off | def | tot | avg | pf | a | t/o | blk | | | stl | |
| at Col. of Charleston | 11/05/19 | * | 25 | 2-8 | .250 | 0-3 | .000 | 1-3 | .333 | 1 | 1 | 2 | 2.0 | 4 | 1 | 4 | 1 | 0 | 5 | 5.0 | |
| TRUETT-MCCONNELL | 11/08/19 | * | 25 | 11-17 | .647 | 3-7 | .429 | 2-2 | 1.000 | 1 | 1 | 2 | 2.0 | 4 | 0 | 1 | 1 | 3 | 27 | 16.0 | |
| at N.C. Central | 11/11/19 | * | 29 | 2-12 | .167 | 0-4 | .000 | 1-2 | .500 | 1 | 2 | 3 | 2.3 | 2 | 0 | 1 | 0 | 2 | 5 | 12.3 | |
| at Virginia Tech | 11/13/19 | | 34 | 4-10 | .400 | 0-3 | .000 | 7-7 | 1.000 | 0 | 4 | 4 | 2.8 | 0 | 2 | 3 | 1 | 1 | 15 | 13.0 | |
| at Akron | 11/18/19 | * | 32 | 3-12 | .250 | 0-2 | .000 | 0-2 | .000 | 1 | 1 | 2 | 2.6 | 2 | 0 | 1 | 0 | 0 | 6 | 11.6 | |
| atLouisville | 11/20/19 | * | 30 | 2-9 | .222 | 1-4 | .250 | 4-4 | 1.000 | 0 | 0 | 0 | 2.2 | 3 | 2 | 3 | 0 | 1 | 9 | 11.2 | |
| YOUNGSTOWN ST. | 11/23/19 | * | 35 | 6-10 | .600 | 3-5 | .600 | 3-3 | 1.000 | 0 | 3 | 3 | 2.3 | 2 | 5 | 3 | 0 | 1 | 18 | 12.1 | |
| at Charlotte | 11/30/19 | * | 26 | 1-6 | .167 | 0-1 | .000 | 1-4 | .250 | 0 | 3 | 3 | 2.4 | 1 | 2 | 1 | 0 | 1 | 3 | 11.0 | |
| EASTERN KY. | 12/03/19 | * | 36 | 7-16 | .438 | 2-5 | .400 | 11-12 | .917 | 0 | 9 | 9 | 3.1 | 4 | 3 | 5 | 0 | 2 | 27 | 12.8 | |
| at Furman | 12/08/19 | * | 40 | 7-14 | .500 | 0-3 | .000 | 3-3 | 1.000 | 1 | 6 | 7 | 3.5 | 3 | 3 | 3 | 0 | 1 | 17 | 13.2 | |
| at S.C. State | 12/18/19 | * | 31 | 4-12 | .333 | 0-2 | .000 | 4-6 | .667 | 0 | 3 | 3 | 3.5 | 2 | 2 | 2 | 0 | 2 | 12 | 13.1 | |
| BOB JONES | 12/21/19 | * | 32 | 4-18 | .222 | 1-6 | .167 | 2-2 | 1.000 | 2 | 2 | 4 | 3.5 | 3 | 7 | 1 | 0 | 2 | 11 | 12.9 | |
| VMI | 12/29/19 | * | 37 | 10-20 | .500 | 5-9 | .556 | 6-6 | 1.000 | 3 | 4 | 7 | 3.8 | 1 | 3 | 2 | 1 | 0 | 31 | 14.3 | |
| at Charleston So. | 01/02/20 | * | 32 | 5-11 | .455 | 1-2 | .500 | 8-9 | .889 | 1 | 3 | 4 | 3.8 | 2 | 3 | 3 | 0 | 1 | 19 | 14.6 | |
| at Longwood | 01/04/20 | * | 32 | 2-8 | .250 | 1-4 | .250 | 0-0 | .000 | 1 | 9 | 10 | 4.2 | 4 | 2 | 3 | 1 | 4 | 5 | 14.0 | |
| HAMPTON | 01/08/20 | * | 33 | 7-15 | .467 | 1-6 | .167 | 5-8 | .625 | 1 | 5 | 6 | 4.3 | 3 | 1 | 2 | 0 | 2 | 20 | 14.4 | |
| Totals | | | 15 | 509 | 77-198 | .389 | 18-66 | .273 | 58-73 | .795 | 13 | 56 | 69 | 4.3 | 40 | 36 | 38 | 5 | 23 | 230 | 14.4 |

Games played: 16
Minutes/game: 31.8
Points/game: 14.4
FG Pct: 38.9
3FG Pct: 27.3
FT Pct: 79.5

Rebounds/game: 4.3
Assists/game: 2.3
Turnovers/game: 2.4
Assist/turnover ratio: 0.9
Steals/game: 1.4
Blocks/game: 0.3

CAREER HIGHS

| | |
|----------|-------------------------------|
| Points | 31, VMI, 12/29/19 |
| Rebounds | 10, at Longwood, 1/4/20 |
| Assists | 7, Bob Jones, 12/21/19 |
| Blocks | 1, 8 times |
| Steals | 4, twice |
| FGM | 11, Truett-McConnell, 11/8/19 |
| FGA | 20, VMI, 12/29/19 |
| 3FGM | 5, VMI, 12/29/19 |
| 3FGA | 9, VMI, 12/29/19 |
| FTM | 11, vs ECU, 12/3/19 |
| FTA | 12, vs ECU, 12/3/19 |
| Minutes | 40, at Furman, 12/8/19 |

SEASON HIGHS

| | |
|----------|-------------------------------|
| Points | 31, VMI, 12/29/19 |
| Rebounds | 10, at Longwood, 1/4/20 |
| Assists | 7, Bob Jones, 12/21/19 |
| Blocks | 1, 5 times |
| Steals | 4, at Longwood, 1/4/20 |
| FGM | 11, Truett-McConnell, 11/8/19 |
| FGA | 20, VMI, 12/29/19 |
| 3FGM | 5, VMI, 12/29/19 |
| 3FGA | 9, VMI, 12/29/19 |
| FTM | 11, vs ECU, 12/3/19 |
| FTA | 12, vs ECU, 12/3/19 |
| Minutes | 40, at Furman, 12/8/19 |

Career Statistics

| Season | gp-gs | | Total | | 3-Point | | F-Throws | | Rebounds | | | | | | | | | | Scoring | |
|---------|-------|----------|---------|------|---------|------|----------|------|----------|-----|-----|-----|----|----|-----|----|-----|-----|---------|------|
| | | | fg-fga | pct | fg-fga | pct | ft-fa | pct | off | def | tot | avg | pf | fo | ast | to | blk | stl | pts | avg |
| 2018-19 | 27-6 | 452/16.7 | 66-166 | .398 | 22-56 | .393 | 26-34 | .765 | 10 | 44 | 54 | 2.0 | 40 | 0 | 39 | 29 | 2 | 16 | 180 | 6.7 |
| 2019-20 | 15-14 | 476/31.7 | 70-183 | .383 | 17-60 | .283 | 53-65 | .815 | 12 | 51 | 63 | 4.2 | 37 | 0 | 35 | 36 | 5 | 21 | 210 | 14.0 |
| TOTAL | 42-20 | 928/22.1 | 136-349 | .390 | 39-116 | .336 | 79-99 | .798 | 22 | 95 | 117 | 2.8 | 77 | 0 | 74 | 65 | 7 | 37 | 390 | 9.3 |



ANDREW TATE

Junior • 6-6 • 200 • Forward

Spartanburg, S.C.

(Spartanburg HS)

22

Game-By-Game

| Opponent | Date | gs | min | Total | | 3-Pointers | | Free throws | | Rebounds | | | | | | | | | | |
|-----------------------|----------|-----|-----|--------|-------|------------|------|-------------|------|----------|-----|-----|-----|----|---|-----|-----|-----|-----|-----|
| | | | | fg-fga | pct | 3fg-fga | pct | ft-fa | pct | off | def | tot | avg | pf | a | t/o | blk | stl | pts | avg |
| at Col. of Charleston | 11/05/19 | dnp | | - | | - | | - | | - | - | - | - | - | - | - | - | - | - | - |
| TRUETT-MCCONNELL | 11/08/19 | 9 | | 0-1 | .000 | 0-0 | .000 | 0-0 | .000 | 0 | 2 | 2 | 2.0 | 4 | 2 | 1 | 0 | 0 | 0 | 0.0 |
| at Charlotte | 11/30/19 | dnp | | - | | - | | - | | - | - | - | - | - | - | - | - | - | - | - |
| at Furman | 12/08/19 | dnp | | - | | - | | - | | - | - | - | - | - | - | - | - | - | - | - |
| at S.C. State | 12/18/19 | dnp | | - | | - | | - | | - | - | - | - | - | - | - | - | - | - | - |
| BOB JONES | 12/21/19 | 1 | | 1-1 | 1.000 | 0-0 | .000 | 0-0 | .000 | 0 | 0 | 0 | 1.0 | 0 | 0 | 0 | 0 | 0 | 2 | 1.0 |
| Totals | | 0 | 10 | 1-2 | .500 | 0-0 | .000 | 0-0 | .000 | 0 | 2 | 2 | 1.0 | 4 | 2 | 1 | 0 | 0 | 2 | 1.0 |

Games played: 2
Minutes/game: 5.0
Points/game: 1.0
FG Pct: 50.0

Rebounds/game: 1.0
Assists/game: 1.0
Turnovers/game: 0.5
Assist/turnover ratio: 2.0

CAREER HIGHS

| | |
|----------|-------------------------------|
| Points | 2, 4 times |
| Rebounds | 3, Brevard, 11/10/18 |
| Assists | 2, Truett-McConnell, 11/8/19 |
| Blocks | 1, at Charleston So., 2/21/19 |
| Steals | 1, Hampton, 3/2/19 |
| FGM | 1, 3 times |
| FGA | 2, Hampton, 3/2/19 |
| 3FGM | N/A |
| 3FGA | N/A |
| FTM | 1, at VMI, 11/14/18 |
| FTA | 2, at VMI, 11/14/18 |
| Minutes | 9, Truett-McConnell, 11/8/19 |

SEASON HIGHS

| | |
|----------|------------------------------|
| Points | 2, Bob Jones, 12/21/19 |
| Rebounds | 2, Truett-McConnell, 11/8/19 |
| Assists | 2, Truett-McConnell, 11/8/19 |
| Blocks | N/A |
| Steals | N/A |
| FGM | 1, Bob Jones, 12/21/19 |
| FGA | 1, twice |
| 3FGM | N/A |
| 3FGA | N/A |
| FTM | N/A |
| FTA | N/A |
| Minutes | 9, Truett-McConnell, 11/8/19 |

Career Statistics

| | | | Total | | 3-Point | | F-Throws | | Rebounds | | | | | | | | | | Scoring | |
|---------|-------|---------|--------|------|---------|------|----------|------|----------|-----|-----|-----|----|----|-----|----|-----|-----|---------|-----|
| Season | gp-gs | min/avg | fg-fga | pct | fg-fga | pct | ft-fa | pct | off | def | tot | avg | pf | fo | ast | to | blk | stl | pts | avg |
| 2018-19 | 9-1 | 35/3.9 | 1-3 | .333 | 0-0 | .000 | 1-2 | .500 | 0 | 8 | 8 | 0.9 | 2 | 0 | 1 | 2 | 0 | 0 | 3 | 0.3 |
| 2019-20 | 2-0 | 10/5.0 | 1-2 | .500 | 0-0 | .000 | 0-0 | .000 | 0 | 2 | 2 | 1.0 | 4 | 0 | 2 | 1 | 0 | 0 | 2 | 1.0 |
| TOTAL | 11-1 | 45/4.1 | 2-5 | .400 | 0-0 | .000 | 1-2 | .500 | 0 | 10 | 10 | 0.9 | 6 | 0 | 3 | 3 | 0 | 0 | 5 | 0.5 |



THOMAS BOOKER

R-Jr. • 6-2 • 180 • Guard

Nashville, Tenn.

(Bowling Green HS)

23

Game-By-Game

| Opponent | Date | gs | min | Total | | 3-Pointers | | Free throws | | Rebounds | | | | pf | a | t/o | blk | stl | pts | avg |
|-----------------------|----------|-----|-----|--------|------|------------|------|-------------|------|----------|-----|-----|-----|----|---|-----|-----|-----|-----|-----|
| | | | | fg-fga | pct | 3fg-fga | pct | ft-fa | pct | off | def | tot | avg | | | | | | | |
| at Col. of Charleston | 11/05/19 | 6 | 1-2 | .500 | 0-0 | .000 | 2-2 | 1.000 | 0 | 0 | 0 | 0.0 | 1 | 0 | 1 | 0 | 0 | 1 | 4 | 4.0 |
| TRUETT-MCCONNELL | 11/08/19 | 18 | 3-4 | .750 | 1-1 | 1.000 | 2-2 | 1.000 | 2 | 1 | 3 | 1.5 | 0 | 0 | 1 | 0 | 0 | 9 | 6.5 | |
| at N.C. Central | 11/11/19 | 7 | 1-1 | 1.000 | 0-0 | .000 | 1-2 | .500 | 0 | 0 | 0 | 1.0 | 1 | 0 | 0 | 0 | 0 | 0 | 3 | 5.3 |
| at Virginia Tech | 11/13/19 | 4 | 0-0 | .000 | 0-0 | .000 | 0-0 | .000 | 0 | 0 | 0 | 0.8 | 0 | 0 | 0 | 0 | 0 | 0 | 0 | 4.0 |
| at Akron | 11/18/19 | 15 | 3-6 | .500 | 0-1 | .000 | 0-0 | .000 | 1 | 2 | 3 | 1.2 | 0 | 0 | 0 | 0 | 0 | 6 | 4.4 | |
| atLouisville | 11/20/19 | 16 | 2-7 | .286 | 1-3 | .333 | 0-0 | .000 | 1 | 1 | 2 | 1.3 | 0 | 0 | 1 | 0 | 2 | 5 | 4.5 | |
| YOUNGSTOWN ST. | 11/23/19 | 3 | 0-1 | .000 | 0-0 | .000 | 0-0 | .000 | 0 | 1 | 1 | 1.3 | 0 | 0 | 1 | 0 | 0 | 0 | 3.9 | |
| at Charlotte | 11/30/19 | dnp | - | - | - | - | - | - | - | - | - | - | - | - | - | - | - | - | - | - |
| EASTERN KY. | 12/03/19 | 6 | 0-1 | .000 | 0-0 | .000 | 0-0 | .000 | 0 | 2 | 2 | 1.4 | 1 | 0 | 0 | 0 | 0 | 0 | 3.4 | |
| at Furman | 12/08/19 | dnp | - | - | - | - | - | - | - | - | - | - | - | - | - | - | - | - | - | - |
| at S.C. State | 12/18/19 | 8 | 1-2 | .500 | 0-1 | .000 | 0-0 | .000 | 2 | 0 | 2 | 1.4 | 1 | 1 | 0 | 0 | 0 | 2 | 3.2 | |
| BOB JONES | 12/21/19 | 8 | 2-4 | .500 | 0-2 | .000 | 0-1 | .000 | 0 | 0 | 0 | 1.3 | 0 | 0 | 0 | 0 | 0 | 4 | 3.3 | |
| VMI | 12/29/19 | 9 | 2-2 | 1.000 | 0-0 | .000 | 0-0 | .000 | 0 | 0 | 0 | 1.2 | 2 | 1 | 0 | 0 | 2 | 4 | 3.4 | |
| at Charleston So. | 01/02/20 | 20 | 3-7 | .429 | 0-0 | .000 | 2-2 | 1.000 | 3 | 1 | 4 | 1.4 | 2 | 0 | 1 | 1 | 0 | 8 | 3.8 | |
| atLongwood | 01/04/20 | 21 | 5-9 | .556 | 0-2 | .000 | 2-2 | 1.000 | 3 | 4 | 7 | 1.8 | 3 | 0 | 3 | 0 | 1 | 12 | 4.4 | |
| HAMPTON | 01/08/20 | 18 | 4-7 | .571 | 0-1 | .000 | 2-5 | .400 | 1 | 2 | 3 | 1.9 | 1 | 1 | 0 | 0 | 1 | 10 | 4.8 | |
| Totals | | 0 | 159 | 27-53 | .509 | 2-11 | .182 | 11-16 | .688 | 13 | 14 | 27 | 1.9 | 12 | 3 | 7 | 1 | 7 | 67 | 4.8 |

Games played: 14
Minutes/game: 11.4
Points/game: 4.8
FG Pct: 50.9
3FG Pct: 18.2
FT Pct: 68.8

Rebounds/game: 1.9
Assists/game: 0.2
Turnovers/game: 0.5
Assist/turnover ratio: 0.4
Steals/game: 0.5
Blocks/game: 0.1

CAREER HIGHS

Points18, at North Florida, 2/15/18

Rebounds7, at Longwood, 1/4/20

Assists3, twice

Blocks1, 3 times

Steals2, 6 times

FGM6, at North Florida, 2/15/18

FGA9, 6 times

3FGM3, at North Florida, 2/15/18

3FGA4, 3 times

FTM4, at NJIT, 1/6/18

FTA4, at NJIT, 1/6/18

Minutes27, at VMI, 11/14/18

SEASON HIGHS

Points12, at Longwood, 1/4/20

Rebounds7, at Longwood, 1/4/20

Assists1, 3 times

Blocks1, at CSU, 1/2/20

Steals2, VMI, 12/29/19

FGM5, at Longwood, 1/4/20

FGA9, at Longwood, 1/4/20

3FGM1, Truett-McConnell, 11/8/19

3FGA2, twice

FTM2, 5 times

FTA5, Hampton, 1/8/20

Minutes21, at Longwood, 1/4/20

| Career Statistics | | | | | | | | | | | | | | | | | | | | | |
|-------------------|-------|----------|--------|------|---------|------|----------|------|----------|-----|-----|-----|----|----|-----|----|-----|-----|-----|---------|--|
| | | | Total | | 3-Point | | F-Throws | | Rebounds | | | | | | | | | | | Scoring | |
| Season | gp-gs | min/avg | fg-fga | pct | fg-fga | pct | ft-fa | pct | off | def | tot | avg | pf | fo | ast | to | blk | stl | pts | avg | |
| 2016-17 | 4-0 | 37/9.3 | 2-7 | .286 | 0-1 | .000 | 1-2 | .500 | 2 | 4 | 6 | 1.5 | 3 | 0 | 2 | 2 | 1 | 0 | 5 | 1.3 | |
| 2017-18 | 28-1 | 303/10.8 | 42-100 | .420 | 11-24 | .458 | 19-21 | .905 | 24 | 15 | 39 | 1.4 | 34 | 0 | 11 | 15 | 1 | 17 | 114 | 4.1 | |
| 2018-19 | 6-0 | 65/10.8 | 10-26 | .385 | 2-12 | .167 | 3-5 | .600 | 0 | 4 | 4 | 0.7 | 9 | 0 | 1 | 3 | 0 | 1 | 25 | 4.2 | |
| 2019-20 | 13-0 | 141/10.8 | 23-46 | .500 | 2-10 | .200 | 9-11 | .818 | 12 | 12 | 24 | 1.8 | 11 | 0 | 2 | 7 | 1 | 6 | 57 | 4.4 | |
| TOTAL | 51-1 | 546/10.7 | 77-179 | .430 | 15-47 | .319 | 32-39 | .821 | 38 | 35 | 73 | 1.4 | 57 | 0 | 16 | 27 | 3 | 24 | 201 | 3.9 | |



MYKAYLE CARTER

Freshman • 6-5 • 190 • Forward

Lauderhill, Fla.

(Piper HS)

24

Game-By-Game

| Opponent | Date | gs | min | Total | | 3-Pointers | | Free throws | | Rebounds | | | | | | | | | | |
|-----------------------|----------|-----|-----|--------|------|------------|-------|-------------|------|----------|-----|-----|-----|----|---|-----|-----|-----|-----|-----|
| | | | | fg-fga | pct | 3fg-fga | pct | ft-fa | pct | off | def | tot | avg | pf | a | t/o | blk | stl | pts | avg |
| at Col. of Charleston | 11/05/19 | dnp | | - | - | - | - | - | - | - | - | - | - | - | - | - | - | - | - | - |
| at Akron | 11/18/19 | 11 | | 3-5 | .600 | 1-1 | 1.000 | 0-2 | .000 | 0 | 1 | 1 | 1.0 | 1 | 0 | 0 | 1 | 0 | 7 | 7.0 |
| at Louisville | 11/20/19 | 1 | | 0-0 | .000 | 0-0 | .000 | 0-0 | .000 | 0 | 0 | 0 | 0.5 | 0 | 0 | 0 | 0 | 1 | 0 | 3.5 |
| at Charlotte | 11/30/19 | 11 | | 2-3 | .667 | 2-2 | 1.000 | 0-0 | .000 | 0 | 0 | 0 | 0.3 | 0 | 0 | 0 | 0 | 0 | 6 | 4.3 |
| at Furman | 12/08/19 | dnp | | - | - | - | - | - | - | - | - | - | - | - | - | - | - | - | - | - |
| at S.C. State | 12/18/19 | dnp | | - | - | - | - | - | - | - | - | - | - | - | - | - | - | - | - | - |
| BOB JONES | 12/21/19 | 1 | | 0-0 | .000 | 0-0 | .000 | 0-0 | .000 | 1 | 0 | 1 | 0.5 | 0 | 0 | 0 | 0 | 0 | 0 | 3.3 |
| at Charleston So. | 01/02/20 | 4 | | 0-1 | .000 | 0-0 | .000 | 0-0 | .000 | 0 | 0 | 0 | 0.4 | 0 | 0 | 0 | 0 | 0 | 0 | 2.6 |
| Totals | | 0 | 28 | 5-9 | .556 | 3-3 | 1.000 | 0-2 | .000 | 1 | 1 | 2 | 0.4 | 1 | 0 | 0 | 1 | 1 | 13 | 2.6 |

Games played: 5
 Minutes/game: 5.6
 Points/game: 2.6
 FG Pct: 55.6
 3FG Pct: 100.0
 FT Pct: 0.0

Rebounds/game: 0.4
 Steals/game: 0.2
 Blocks/game: 0.2

CAREER HIGHS

| | |
|----------|---------------------------|
| Points | 7, at Akron, 11/18/19 |
| Rebounds | 1, twice |
| Assists | N/A |
| Blocks | 1, at Akron, 11/18/19 |
| Steals | N/A |
| FGM | 3, at Akron, 11/18/19 |
| FGA | 5, at Akron, 11/18/19 |
| 3FGM | 2, at Charlotte, 11/30/19 |
| 3FGA | 2, at Charlotte, 11/30/19 |
| FTM | N/A |
| FTA | 2, at Akron, 11/18/19 |
| Minutes | 11, twice |

SEASON HIGHS

| | |
|----------|---------------------------|
| Points | 7, at Akron, 11/18/19 |
| Rebounds | 1, twice |
| Assists | N/A |
| Blocks | 1, at Akron, 11/18/19 |
| Steals | N/A |
| FGM | 3, at Akron, 11/18/19 |
| FGA | 5, at Akron, 11/18/19 |
| 3FGM | 2, at Charlotte, 11/30/19 |
| 3FGA | 2, at Charlotte, 11/30/19 |
| FTM | N/A |
| FTA | 2, at Akron, 11/18/19 |
| Minutes | 11, twice |

Career Statistics

| | | | Total | | 3-Point | | F-Throws | | Rebounds | | | | | | | | | | | Scoring | |
|---------|-------|---------|--------|------|---------|-------|----------|------|----------|-----|-----|-----|----|----|-----|----|-----|-----|-----|---------|--|
| Season | gp-gs | min/avg | fg-fga | pct | fg-fga | pct | ft-fa | pct | off | def | tot | avg | pf | fo | ast | to | blk | stl | pts | avg | |
| 2019-20 | 5-0 | 28/5.6 | 5-9 | .556 | 3-3 | 1.000 | 0-2 | .000 | 1 | 1 | 2 | 0.4 | 1 | 0 | 0 | 0 | 1 | 1 | 13 | 2.6 | |
| TOTAL | 5-0 | 28/5.6 | 5-9 | .556 | 3-3 | 1.000 | 0-2 | .000 | 1 | 1 | 2 | 0.4 | 1 | 0 | 0 | 0 | 1 | 1 | 13 | 2.6 | |



JAYTAVEOUS WATSON

Freshman • 6-8 • 220 • Forward

Grantville, Ga.

(Newnan HS)

25

Game-By-Game

| Opponent | Date | gs | min | Total | | 3-Pointers | | Free throws | | Rebounds | | | | pf | a | t/o | blk | stl | pts | avg |
|-----------------------|----------|-----|-----|--------|------|------------|------|-------------|------|----------|-----|-----|-----|----|---|-----|-----|-----|-----|-----|
| | | | | fg-fga | pct | 3fg-fga | pct | ft-fta | pct | off | def | tot | avg | | | | | | | |
| at Col. of Charleston | 11/05/19 | dnp | | - | - | - | - | - | - | - | - | - | - | - | - | - | - | - | - | |
| at Charlotte | 11/30/19 | dnp | | - | - | - | - | - | - | - | - | - | - | - | - | - | - | - | - | |
| EASTERN KY. | 12/03/19 | 9 | 2-3 | .667 | 0-0 | .000 | 0-1 | .000 | 0 | 1 | 1 | 1.0 | 2 | 1 | 1 | 0 | 0 | 4 | 4.0 | |
| at Furman | 12/08/19 | 19 | 2-4 | .500 | 0-0 | .000 | 1-2 | .500 | 1 | 4 | 5 | 3.0 | 1 | 0 | 1 | 1 | 1 | 5 | 4.5 | |
| at S.C. State | 12/18/19 | 9 | 3-3 | 1.000 | 0-0 | .000 | 0-0 | .000 | 0 | 1 | 1 | 2.3 | 3 | 1 | 0 | 0 | 0 | 6 | 5.0 | |
| BOB JONES | 12/21/19 | 9 | 3-3 | 1.000 | 0-0 | .000 | 2-4 | .500 | 1 | 2 | 3 | 2.5 | 3 | 2 | 1 | 2 | 0 | 8 | 5.8 | |
| VMI | 12/29/19 | 2 | 0-0 | .000 | 0-0 | .000 | 0-0 | .000 | 0 | 0 | 0 | 2.0 | 1 | 0 | 1 | 0 | 0 | 0 | 4.6 | |
| at Charleston So. | 01/02/20 | 11 | 1-1 | 1.000 | 0-0 | .000 | 0-0 | .000 | 0 | 1 | 1 | 1.8 | 0 | 1 | 0 | 1 | 2 | 2 | 4.2 | |
| HAMPTON | 01/08/20 | 4 | 0-1 | .000 | 0-0 | .000 | 1-2 | .500 | 1 | 0 | 1 | 1.7 | 2 | 0 | 1 | 0 | 0 | 1 | 3.7 | |
| Totals | | 0 | 63 | 11-15 | .733 | 0-0 | .000 | 4-9 | .444 | 3 | 9 | 12 | 1.7 | 12 | 5 | 5 | 4 | 3 | 26 | 3.7 |

CAREER HIGHS

| | |
|----------|------------------------|
| Points | 8, Bob Jones, 12/21/19 |
| Rebounds | 5, at Furman, 12/8/19 |
| Assists | 2, Bob Jones, 12/21/19 |
| Blocks | 2, Bob Jones, 12/21/19 |
| Steals | 2, at CSU, 1/2/20 |
| FGM | 3, twice |
| FGA | 4, at Furman, 12/8/19 |
| 3FGM | N/A |
| 3FGA | N/A |
| FTM | 2, Bob Jones, 12/21/19 |
| FTA | 4, Bob Jones, 12/21/19 |
| Minutes | 19, at Furman, 12/8/19 |

| | |
|-------------------|----------------------------|
| Games played: 7 | Rebounds/game: 1.7 |
| Minutes/game: 9.0 | Assists/game: 0.7 |
| Points/game: 3.7 | Turnovers/game: 0.7 |
| FG Pct: 73.3 | Assist/turnover ratio: 1.0 |
| FT Pct: 44.4 | Steals/game: 0.4 |
| | Blocks/game: 0.6 |

SEASON HIGHS

| | |
|----------|------------------------|
| Points | 8, Bob Jones, 12/21/19 |
| Rebounds | 5, at Furman, 12/8/19 |
| Assists | 2, Bob Jones, 12/21/19 |
| Blocks | 2, Bob Jones, 12/21/19 |
| Steals | 2, at CSU, 1/2/20 |
| FGM | 3, twice |
| FGA | 4, at Furman, 12/8/19 |
| 3FGM | N/A |
| 3FGA | N/A |
| FTM | 2, Bob Jones, 12/21/19 |
| FTA | 4, Bob Jones, 12/21/19 |
| Minutes | 19, at Furman, 12/8/19 |

| Career Statistics | | | | | | | | | | | | | | | | | | | | |
|-------------------|-------|---------|--------|------|---------|------|----------|------|----------|-----|-----|-----|----|----|-----|----|-----|-----|---------|-----|
| | | | Total | | 3-Point | | F-Throws | | Rebounds | | | | | | | | | | Scoring | |
| Season | gp-gs | min/avg | fg-fga | pct | fg-fga | pct | ft-fita | pct | off | def | tot | avg | pf | fo | ast | to | blk | stl | pts | avg |
| 2019-20 | 6-0 | 59/9.8 | 11-14 | .786 | 0-0 | .000 | 3-7 | .429 | 2 | 9 | 11 | 1.8 | 10 | 0 | 5 | 4 | 4 | 3 | 25 | 4.2 |
| TOTAL | 6-0 | 59/9.8 | 11-14 | .786 | 0-0 | .000 | 3-7 | .429 | 2 | 9 | 11 | 1.8 | 10 | 0 | 5 | 4 | 4 | 3 | 25 | 4.2 |



JOSH ALDRICH

Sophomore • 6-7 • 200 • Guard/Forward

Wilmington, N.C.

(New Hanover HS)

34

Game-By-Game

| Opponent | Date | gs | min | Total | | 3-Pointers | | Free throws | | Rebounds | | | | pf | a | t/o | blk | stl | pts | avg |
|-----------------------|----------|----|-----|--------|-------|------------|-------|-------------|-------|----------|-----|-----|-----|-----|----|-----|-----|-----|-----|-----|
| | | | | fg-fga | pct | 3fg-fga | pct | ft-fa | pct | off | def | tot | avg | | | | | | | |
| at Col. of Charleston | 11/05/19 | * | 10 | 0-1 | .000 | 0-1 | .000 | 0-0 | .000 | 0 | 1 | 1 | 1.0 | 4 | 0 | 0 | 0 | 0 | 0 | 0.0 |
| TRUETT-MCCONNELL | 11/08/19 | * | 12 | 4-7 | .571 | 1-2 | .500 | 2-4 | .500 | 4 | 2 | 6 | 3.5 | 1 | 2 | 1 | 1 | 1 | 11 | 5.5 |
| at N.C. Central | 11/11/19 | * | 28 | 4-8 | .500 | 1-3 | .333 | 1-3 | .333 | 2 | 3 | 5 | 4.0 | 4 | 1 | 1 | 1 | 0 | 10 | 7.0 |
| at Virginia Tech | 11/13/19 | * | 22 | 3-5 | .600 | 1-3 | .333 | 2-2 | 1.000 | 1 | 2 | 3 | 3.8 | 3 | 0 | 1 | 0 | 1 | 9 | 7.5 |
| atLouisville | 11/20/19 | * | 25 | 2-5 | .400 | 1-2 | .500 | 0-0 | .000 | 1 | 5 | 6 | 4.2 | 3 | 0 | 0 | 0 | 1 | 5 | 7.0 |
| YOUNGSTOWN ST. | 11/23/19 | * | 17 | 0-1 | .000 | 0-0 | .000 | 0-0 | .000 | 1 | 2 | 3 | 4.0 | 2 | 0 | 1 | 0 | 0 | 0 | 5.8 |
| at Charlotte | 11/30/19 | * | 13 | 0-2 | .000 | 0-1 | .000 | 0-0 | .000 | 0 | 1 | 1 | 3.6 | 0 | 0 | 0 | 0 | 0 | 0 | 5.0 |
| EASTERN KY. | 12/03/19 | * | 23 | 3-4 | .750 | 0-1 | .000 | 6-7 | .857 | 1 | 6 | 7 | 4.0 | 5 | 0 | 2 | 1 | 1 | 12 | 5.9 |
| at Furman | 12/08/19 | * | 8 | 0-1 | .000 | 0-0 | .000 | 0-2 | .000 | 0 | 1 | 1 | 3.7 | 1 | 0 | 0 | 0 | 0 | 0 | 5.2 |
| at S.C. State | 12/18/19 | * | 22 | 1-1 | 1.000 | 0-0 | .000 | 0-1 | .000 | 0 | 3 | 3 | 3.6 | 3 | 0 | 0 | 0 | 0 | 2 | 4.9 |
| BOB JONES | 12/21/19 | * | 23 | 4-6 | .667 | 1-1 | 1.000 | 0-0 | .000 | 3 | 4 | 7 | 3.9 | 4 | 1 | 2 | 1 | 1 | 9 | 5.3 |
| VMI | 12/29/19 | * | 9 | 0-2 | .000 | 0-1 | .000 | 0-0 | .000 | 0 | 1 | 1 | 3.7 | 3 | 0 | 0 | 1 | 0 | 0 | 4.8 |
| at Charleston So. | 01/02/20 | * | 12 | 1-2 | .500 | 0-0 | .000 | 0-0 | .000 | 1 | 1 | 2 | 3.5 | 3 | 0 | 0 | 0 | 0 | 2 | 4.6 |
| atLongwood | 01/04/20 | * | 12 | 0-2 | .000 | 0-2 | .000 | 0-0 | .000 | 0 | 1 | 1 | 3.4 | 2 | 0 | 0 | 0 | 0 | 0 | 4.3 |
| HAMPTON | 01/08/20 | * | 9 | 0-1 | .000 | 0-1 | .000 | 0-0 | .000 | 0 | 1 | 1 | 3.2 | 1 | 1 | 0 | 0 | 0 | 0 | 4.0 |
| Totals | | | 15 | 245 | 22-48 | .458 | 5-18 | .278 | 11-19 | .579 | 14 | 34 | 48 | 3.2 | 39 | 5 | 8 | 5 | 60 | 4.0 |

Games played: 15
Minutes/game: 16.3
Points/game: 4.0
FG Pct: 45.8
3FG Pct: 27.8
FT Pct: 57.9

Rebounds/game: 3.2
Assists/game: 0.3
Turnovers/game: 0.5
Assist/turnover ratio: 0.6
Steals/game: 0.3
Blocks/game: 0.3

CAREER HIGHS

Points12, vs ECU, 12/3/19

Rebounds7, 3 times

Assists2, 3 times

Blocks4, Longwood, 1/26/19

Steals3, Longwood, 1/26/19

FGM4, 4 times

FGA8, at NC Central, 11/11/19

3FGM2, 3 times

3FGA4, at Portland, 11/21/18

FTM6, vs ECU, 12/3/19

FTA7, vs ECU, 12/3/19

Minutes34, at Western Mich., 12/1/18

SEASON HIGHS

Points12, vs ECU, 12/3/19

Rebounds7, twice

Assists2, Truett-McConnell, 11/8/19

Blocks1, 4 times

Steals1, 3 times

FGM4, 3 times

FGA8, at NC Central, 11/11/19

3FGM1, 4 times

3FGA3, twice

FTM6, vs ECU, 12/3/19

FTA7, vs ECU, 12/3/19

Minutes28, at NC Central, 11/8/19

| | | Career Statistics | | | | | | | | | | | | | | | | | | |
|---------|-------|-------------------|--------|------|---------|------|-------------|------|----------|-----|-----|-----|-------------|----|-----|----|-----|-----|---------|-----|
| | | | Total | | 3-Point | | Free Throws | | Rebounds | | | | Other Stats | | | | | | Scoring | |
| Season | gp-gs | min/avg | fg-fga | pct | fg-fga | pct | ft-fa | pct | off | def | tot | avg | pf | fo | ast | to | blk | stl | pts | avg |
| 2018-19 | 26-19 | 515/19.8 | 31-83 | .373 | 11-38 | .289 | 13-25 | .520 | 27 | 52 | 79 | 3.0 | 61 | 3 | 13 | 17 | 18 | 20 | 86 | 3.3 |
| 2019-20 | 14-14 | 236/16.9 | 22-47 | .468 | 5-17 | .294 | 11-19 | .579 | 14 | 33 | 47 | 3.4 | 38 | 1 | 4 | 8 | 5 | 5 | 60 | 4.3 |
| TOTAL | 40-33 | 751/18.8 | 53-130 | .408 | 16-55 | .291 | 24-44 | .545 | 41 | 85 | 126 | 3.2 | 99 | 4 | 17 | 25 | 23 | 25 | 146 | 3.7 |



NEVIN ZINK

Sophomore • 6-9 • 219 • Center

Newtown, Conn.

(St. Andrews School)

35

Game-By-Game

| Opponent | Date | gs | min | Total | | 3-Pointers | | Free throws | | Rebounds | | | | pf | a | t/o | blk | stl | pts | avg |
|-----------------------|----------|----|-----|--------|------|------------|------|-------------|-------|----------|-----|-----|-----|----|---|-----|-----|-----|-----|-----|
| | | | | fg-fga | pct | 3fg-fga | pct | ft-fa | pct | off | def | tot | avg | | | | | | | |
| at Col. of Charleston | 11/05/19 | * | 17 | 1-2 | .500 | 0-0 | .000 | 0-0 | .000 | 0 | 1 | 1 | 1.0 | 3 | 0 | 0 | 0 | 0 | 2 | 2.0 |
| TRUETT-MCCONNELL | 11/08/19 | * | 16 | 0-0 | .000 | 0-0 | .000 | 0-0 | .000 | 1 | 1 | 2 | 1.5 | 1 | 1 | 0 | 0 | 1 | 0 | 1.0 |
| at N.C. Central | 11/11/19 | * | 20 | 5-6 | .833 | 0-0 | .000 | 0-3 | .000 | 1 | 1 | 2 | 1.7 | 1 | 0 | 0 | 1 | 0 | 10 | 4.0 |
| at Virginia Tech | 11/13/19 | * | 28 | 4-5 | .800 | 0-0 | .000 | 2-2 | 1.000 | 1 | 4 | 5 | 2.5 | 1 | 0 | 2 | 0 | 0 | 10 | 5.5 |
| at Akron | 11/18/19 | * | 15 | 0-2 | .000 | 0-0 | .000 | 1-3 | .333 | 4 | 5 | 9 | 3.8 | 5 | 0 | 0 | 1 | 0 | 1 | 4.6 |
| at Louisville | 11/20/19 | * | 36 | 1-3 | .333 | 0-0 | .000 | 5-7 | .714 | 2 | 3 | 5 | 4.0 | 1 | 0 | 1 | 0 | 0 | 7 | 5.0 |
| YOUNGSTOWN ST. | 11/23/19 | * | 28 | 4-7 | .571 | 0-0 | .000 | 2-3 | .667 | 3 | 4 | 7 | 4.4 | 2 | 0 | 0 | 1 | 1 | 10 | 5.7 |
| at Charlotte | 11/30/19 | * | 19 | 3-5 | .600 | 0-0 | .000 | 0-0 | .000 | 4 | 2 | 6 | 4.6 | 2 | 0 | 2 | 0 | 0 | 6 | 5.8 |
| EASTERN KY. | 12/03/19 | * | 28 | 0-0 | .000 | 0-0 | .000 | 5-8 | .625 | 2 | 6 | 8 | 5.0 | 4 | 2 | 2 | 0 | 0 | 5 | 5.7 |
| at Furman | 12/08/19 | * | 21 | 0-1 | .000 | 0-0 | .000 | 0-0 | .000 | 0 | 2 | 2 | 4.7 | 3 | 0 | 1 | 2 | 1 | 0 | 5.1 |
| at S.C. State | 12/18/19 | * | 33 | 4-7 | .571 | 0-0 | .000 | 4-4 | 1.000 | 4 | 1 | 5 | 4.7 | 4 | 0 | 0 | 1 | 0 | 12 | 5.7 |
| BOB JONES | 12/21/19 | * | 21 | 2-3 | .667 | 0-0 | .000 | 6-9 | .667 | 2 | 4 | 6 | 4.8 | 3 | 0 | 0 | 0 | 1 | 10 | 6.1 |
| VMI | 12/29/19 | * | 17 | 2-3 | .667 | 0-0 | .000 | 2-2 | 1.000 | 3 | 3 | 6 | 4.9 | 1 | 0 | 0 | 0 | 0 | 6 | 6.1 |
| at Charleston So. | 01/02/20 | * | 21 | 1-3 | .333 | 0-0 | .000 | 0-0 | .000 | 1 | 1 | 2 | 4.7 | 2 | 0 | 1 | 0 | 1 | 2 | 5.8 |
| at Longwood | 01/04/20 | * | 27 | 5-6 | .833 | 0-0 | .000 | 11-12 | .917 | 1 | 3 | 4 | 4.7 | 2 | 2 | 2 | 1 | 1 | 21 | 6.8 |
| HAMPTON | 01/08/20 | * | 13 | 3-5 | .600 | 0-0 | .000 | 0-1 | .000 | 0 | 2 | 2 | 4.5 | 4 | 0 | 1 | 0 | 0 | 6 | 6.8 |
| Totals | | 16 | 360 | 35-58 | .603 | 0-0 | .000 | 38-54 | .704 | 29 | 43 | 72 | 4.5 | 39 | 5 | 13 | 7 | 6 | 108 | 6.8 |

Games played: 16

Minutes/game: 22.5

Points/game: 6.8

FG Pct: 60.3

FT Pct: 70.4

Rebounds/game: 4.5

Assists/game: 0.3

Turnovers/game: 0.8

Assist/turnover ratio: 0.4

Steals/game: 0.4

Blocks/game: 0.4

CAREER HIGHS

Points

21, at Longwood, 1/4/20

Rebounds

13, UNC Asheville, 2/13/19

Assists

2, 3 times

Blocks

2, 4 times

Steals

1, 13 times

FGM

8, at Gardner-Webb, 1/12/19

FGA

10, at Gardner-Webb, 1/12/19

3FGM

N/A

3FGA

N/A

FTM

11, at Longwood, 1/4/20

FTA

12, at Longwood, 1/4/20

Minutes

36, at Gardner-Webb, 1/12/19

SEASON HIGHS

Points

21 at Longwood, 1/4/20

Rebounds

8, vs ECU, 12/3/19

Assists

2, twice

Blocks

2, at Furman, 12/8/19

Steals

1, 6 times

FGM

5, twice

FGA

7, twice

3FGM

N/A

3FGA

N/A

FTM

11, at Longwood, 1/4/20

FTA

12, at Longwood, 1/4/20

Minutes

33, at S.C. State, 12/18/19

Career Statistics

| | | | Total | | 3-Point | | F-Throws | | Rebounds | | | | | | | | | | Scoring | |
|---------|-------|----------|--------|------|---------|------|----------|------|----------|-----|-----|-----|-----|----|-----|----|-----|-----|---------|-----|
| Season | gp-gs | min/avg | fg-fga | pct | fg-fga | pct | ft-fa | pct | off | def | tot | avg | pf | fo | ast | to | blk | stl | pts | avg |
| 2018-19 | 26-25 | 496/19.1 | 62-115 | .539 | 0-0 | .000 | 43-60 | .717 | 43 | 62 | 105 | 4.0 | 74 | 4 | 2 | 32 | 7 | 7 | 167 | 6.4 |
| 2019-20 | 15-15 | 347/23.1 | 32-53 | .604 | 0-0 | .000 | 38-53 | .717 | 29 | 41 | 70 | 4.7 | 35 | 1 | 5 | 12 | 7 | 6 | 102 | 6.8 |
| TOTAL | 41-40 | 843/20.6 | 94-168 | .560 | 0-0 | .000 | 81-113 | .717 | 72 | 103 | 175 | 4.3 | 109 | 5 | 7 | 44 | 14 | 13 | 269 | 6.6 |

Roster

NUMERICAL

| No. | Name | Pos. | Ht. | Wt. | Yr. | Hometown/Previous School |
|-----|-------------------|------|------|-----|-------|--|
| 0 | Brandon Martin | F | 6'5 | 220 | So. | Miami, Fla. / Cardinal Newman School |
| 1 | Dalvin White | G | 5'10 | 170 | So. | Norcross, Ga. / Norcross HS |
| 2 | Cartier Jernigan | G | 6'1 | 180 | Fr. | Charlotte, N.C. / West Charlotte HS |
| 3 | Mysta Goodloe | G | 6'4 | 195 | Fr. | Winston-Salem, N.C. / R.J. Reynolds HS |
| 4 | Khydarius Smith | F | 6'8 | 210 | Fr. | Fort Mill, S.C. / Nation Ford HS |
| 5 | Bryson Mozone | F | 6'6 | 200 | So. | North Augusta, S.C. / North Augusta HS |
| 10 | Tommy Bruner | G | 6'1 | 175 | Fr. | Columbia, S.C. / Gray Collegiate Acad. |
| 12 | Everette Hammond | G | 6'3 | 185 | So. | Silver Spring, Md. / St. Thomas More |
| 22 | Andrew Tate | F | 6'6 | 200 | Jr. | Spartanburg, S.C. / Spartanburg HS |
| 23 | Thomas Booker | G | 6'2 | 180 | R-Jr. | Nashville, Tenn. / Bowling Green HS |
| 24 | Mykayle Carter | F | 6'5 | 190 | Fr. | Lauderhill, Fla. / Piper HS |
| 25 | Jatayveous Watson | F | 6'8 | 220 | Fr. | Newnan, Ga. / Newnan HS |
| 34 | Josh Aldrich | F | 6'7 | 205 | So. | Wilmington, N.C. / New Hanover HS |
| 35 | Nevin Zink | C | 6'9 | 230 | So. | Newtown, Conn. / St. Andrews School |

ALPHABETICAL

| No. | Name | Pos. | Ht. | Wt. | Yr. | Hometown/Previous School |
|-----|-------------------|------|------|-----|-------|--|
| 34 | Josh Aldrich | F | 6'7 | 205 | So. | Wilmington, N.C. / New Hanover HS |
| 23 | Thomas Booker | G | 6'2 | 180 | R-Jr. | Nashville, Tenn. / Bowling Green HS |
| 10 | Tommy Bruner | G | 6'1 | 175 | Fr. | Columbia, S.C. / Gray Collegiate Acad. |
| 24 | Mykayle Carter | F | 6'5 | 190 | Fr. | Lauderhill, Fla. / Piper HS |
| 3 | Mysta Goodloe | G | 6'4 | 195 | Fr. | Winston-Salem, N.C. / R.J. Reynolds HS |
| 12 | Everette Hammond | G | 6'3 | 185 | So. | Silver Spring, Md. / St. Thomas More |
| 2 | Cartier Jernigan | G | 6'1 | 180 | Fr. | Charlotte, N.C. / West Charlotte HS |
| 0 | Brandon Martin | F | 6'5 | 220 | So. | Miami, Fla. / Cardinal Newman School |
| 5 | Bryson Mozone | F | 6'6 | 200 | So. | North Augusta, S.C. / North Augusta HS |
| 4 | Khydarius Smith | F | 6'8 | 210 | Fr. | Fort Mill, S.C. / Nation Ford HS |
| 22 | Andrew Tate | F | 6'6 | 200 | Jr. | Spartanburg, S.C. / Spartanburg HS |
| 25 | Jatayveous Watson | F | 6'8 | 220 | Fr. | Newnan, Ga. / Newnan HS |
| 1 | Dalvin White | G | 5'10 | 170 | So. | Norcross, Ga. / Norcross HS |
| 35 | Nevin Zink | C | 6'9 | 230 | So. | Newtown, Conn. / St. Andrews School |

Coaching Staff

Head Coach: Dave Dickerson (2nd season)

Assistant Coach: Dr. Ron Bradley (2nd season)

Assistant Coach: Stacey Palmore (2nd season)

Assistant Coach: Andrew Garcia (2nd season)

Volunteer Assistant: Chris Logsdon (2nd season)

Athletic Trainer: Michael "Sandy" Sandago

Seniors (0)

Juniors (2)

Thomas Booker
Andrew Tate

Sophomores (6)

Josh Aldrich
Everette Hammond
Brandon Martin
Bryson Mozone
Dalvin White
Nevin Zink

Freshmen (6)

Tommy Bruner
Mykayle Carter
Mysta Goodloe
Cartier Jernigan
Kydarius Smith
Jatayveous Watson

Spartans By Country

United States (14)

Josh Aldrich
Thomas Booker
Tommy Bruner
Mykayle Carter
Mysta Goodloe
Everette Hammond
Cartier Jernigan
Brandon Martin
Bryson Mozone
Kydarius Smith
Andrew Tate
Jatayveous Watson
Dalvin White
Nevin Zink

Spartans By Position

Guard (6)

Thomas Booker
Tommy Bruner
Mysta Goodloe
Everette Hammond
Cartier Jernigan
Dalvin White

Forward (6)

Josh Aldrich
Mykayle Carter
Brandon Martin
Bryson Mozone
Khydarius Smith
Andrew Tate
Jatayveous Watson

Center (1)

Nevin Zink

Radio/TV Chart



#0 Brandon Martin
So., F, 6-5, 213



#1 Dalvin White
So., G, 5-10, 153



#2 Cartier Jernigan
Fr., G, 6-1, 180



#3 Mysta Goodloe
Fr., G, 6-4, 195



#4 Khydarius Smith
Fr., F, 6-8, 210



#5 Bryson Mozone
So., G/F, 6-6, 183



#10 Tmmy Bruner
Fr., G, 6-1, 175



#12 Everette Hammond
So., G, 6-3, 185



#22 Andrew Tate
Jr., F, 6-6, 188



#23 Thomas Booker
R-Jr., 6-2, 178



#24 Mykayle Carter
Fr., G/F, 6-5, 190



#25 Jaytaveous Watson
Fr., F, 6-8, 220



#34 Josh Aldrich
So., G/F, 6-7, 200



#35 Nevin Zink
So., C, 6-9, 219




Dave Dickerson
Head Coach




Dr. Ron Bradley
Assistant Coach



Stacey Palmore
Assistant Coach



Andrew Garcia
Assistant Coach



Chris Logsdon
Volunteer Assistant