

2025-26 SCHEDULE

AUGUST

Date	Day	Opponent	TV	Result
30	Sat.	MONTANA STATE	BTN	W, 59-13

SEPTEMBER

Date	Day	Opponent	TV	Result
6	Sat.	OKLAHOMA STATE	CBS	W, 69-3
13	Sat.	at Northwestern*	FOX	W, 34-14
20	Sat.	OREGON STATE	BTN	W, 41-7
27	Sat.	at #3 Penn State*	NBC	(20T) W, 30-24

OCTOBER

Date	Day	Opponent	TV	Result
11	Sat.	#7 INDIANA*	CBS	L, 30-20
18	Sat.	at Rutgers*	BTN	W, 56-10
25	Sat.	WISCONSIN*	FS1	W, 21-7

NOVEMBER

Date	Day	Opponent	TV	Result
8	Sat.	at #20 Iowa*	CBS	W, 18-16
14	Fri.	MINNESOTA*	FOX	W, 42-13
22	Sat.	#15 USC*	CBS	W, 42-27
29	Sat.	at Washington*	CBS	W, 26-14

DECEMBER

Date	Day	Opponent	TV	Result
20	Sat.	#24 JAMES MADISON^	TNT	W, 51-34

JANUARY

Date	Day	Opponent	TV	Time
1	Thu.	vs. #4 Texas Tech+	ESPN	W, 23-0
9	Fri.	vs. #1 Indiana=	ESPN	4:30 p.m.

Home games at Autzen Stadium in **BOLD CAPS**

* Big Ten Conference Game

^ College Football Playoff First Round | Eugene, Ore.

+ CFP Quarterfinal at the Capital One Orange Bowl | Miami Gardens, Fla.

= CFP Semifinal at the Chick-fil-A Peach Bowl | Atlanta, Ga.

WHAT'S INSIDE

CFP History & Bracket	2	Defensive Ind. Notes	30
Rosters	3	Defensive Stats	31
Coaching Staff	6	Special Teams Notes	33
Playoff History & Records	7	Leaders & Starters	34
Team Notes	9	Honors & Awards	36
Trends	13	Polls & #ProDucks	37
Offensive Team Notes	14	HC Dan Lanning	38
QB Dante Moore	16	Individual Player Pages	39
TE Kenyon Sadiq	17	Explosive Plays	67
Offensive Ind. Notes	18	Miscellaneous Stats	69
Offensive Line Notes	19	Drive Charts	70
Offensive Stats	20	The Last Time	73
Defensive Team Notes	25	Game Recaps	75
ILB Bryce Boettcher	27	Media Info	89
OLB Teitum Tuioti	28	2025 Stats	90
OLB Matayo Uiagalelei	29		



PLAYOFF SEMIFINAL



2025-26 OREGON FOOTBALL

GAME 15

#5 OREGON VS. #1 INDIANA

Friday, January 9, 2026

4:30 p.m. PT | ESPN

Mercedes-Benz Stadium | Atlanta, Ga.

Twitter: @OregonFootball

CFP SEMIFINAL AT THE PEACH BOWL



#5 OREGON DUCKS (13-1, 8-1 BIG TEN)

CFP/AP/Coaches Rank: 5/5/5

Head Coach: Dan Lanning (William Jewell College, 2008)

Record at Oregon: 48-7 (4th Season)

Career Record: Same

VS



#1 INDIANA HOOSIERS (14-0, 9-0 BIG TEN)

CFP/AP/Coaches Rank: 1/1/1

Head Coach: Curt Cignetti (West Virginia, 1982)

Record at Indiana: 25-2 (2nd Season)

Career Record: 144-37 (15th Season)

BROADCAST INFORMATION

TV: ESPN

Play-By-Play: Sean McDonough

Analyst: Greg McElroy

Sideline: Katie George

Sideline: Molly McGrath

RADIO: Oregon Sports Network

Local: KUJZ-FM 95.3 (Eugene) | KRSK-105.1 FM/1080 AM (Portland) | Sirius: 133 | XM: 197

Play-By-Play: Jerry Allen | Analyst: Mike Jorgensen

Sideline: Dusty Harrah | Pregame Show: Joey McMurry

TALKING POINTS

REMATCH AT HAND IN PEACH BOWL

Oregon is one win away from reaching the national championship game, and doing so will require avenging its lone loss of the season. After a dominant defensive performance fueled a 23-0 win over No. 4 Texas Tech in the College Football Playoff Quarterfinal, the No. 5 Ducks will face No. 1 Indiana in the CFP Semifinal at the Chick-fil-A Peach Bowl. Oregon has won eight straight games since dropping a 30-20 decision at home to the Hoosiers on Oct. 11, including wins over James Madison and Texas Tech to reach the CFP Semifinals for the second time and first since 2014-15. Oregon is 3-2 all-time in CFP games and is making its first appearance in the Peach Bowl following a win in its first-ever trip to the Capital One Orange Bowl.

A WIN WOULD...

- » Send Oregon to the CFP National Championship Game to face either No. 6 Ole Miss or No. 10 Miami on Jan. 19.
- » Secure UO's third trip to a national championship game, joining the 2014-15 (CFP) and 2010-11 (BCS) teams.
- » Set a new program record for wins in a season with 14.
- » Make Oregon 4-2 all-time in the College Football Playoff and 20-21 all-time in bowl and playoff games.

DEFENSE DOMINATES ORANGE BOWL

All week the talk was about the team with the vaunted defense, the team that dominated the turnover battle, and the challenge it presented. All of that showed up in last week's Orange Bowl. But while the pregame talk was about Texas Tech, the team that all of that showed up for in the College Football Playoff Quarterfinal was Oregon. And now the Ducks are Orange Bowl champions and a game away from playing for a national championship. The Ducks dominated the Red Raiders, 23-0, posting the program's first postseason shutout since the 1917 Rose Bowl. UO allowed just 215 yards of offense and had a season-high four takeaways, including three by defensive MVP DB **Brandon Finney Jr.** (2 INTs, 1 FR). ILB **Bryce Boettcher** and DB **Dillon Thieneman** had 12 tackles apiece, and QB **Dante Moore** was the offensive MVP after completing 26-of-33 passes for 234 yards. RB **Jordan Davis** rushed for both of Oregon's touchdowns, and K **Atticus Sappington** made three field goals.

DID YOU KNOW?



In its 23-0 win over Texas Tech in the CFP Quarterfinals, Oregon recorded its first shutout in a bowl or playoff game since 1917 and became the third team in the CFP era to shut out its opponent.

NUMBERS TO KNOW

2 Oregon is making its second appearance in the CFP Semifinal and first since the inaugural CFP year in 2014-15.

Oregon had four takeaways in the Orange Bowl, its most in a game since having four vs. Texas Tech on Sept. 9, 2023. **4**

13 UO is the only FBS team to win 13 games each of the last two seasons, tying the program record for wins (2025, 2024, 2014).

UO has won 111 consecutive games when allowing 14 points or less, doing so nine times this season after its shutout in the Orange Bowl. **14**

95 The Ducks lead the nation with 95 plays of 20-plus yards this season; Indiana is tied for fifth with 83.



OREGON COLLEGE FOOTBALL PLAYOFF HISTORY

ALL-TIME COLLEGE FOOTBALL PLAYOFF GAME RESULTS (2-2)

DATE	GAME (ROUND)	OPPONENT	W/L	SCORE	LOCATION	ATTENDANCE
Jan. 1, 2026	Orange Bowl (Quarterfinal)	#4 Texas Tech	W	23-0	Miami Gardens, Fla. (Hard Rock Stadium)	65,021
Dec. 20, 2025	First Round	#24 James Madison	W	51-34	Eugene, Ore. (Autzen Stadium)	55,124
Jan. 1, 2025	Rose Bowl (Quarterfinal)	#6 Ohio State	L	41-21	Pasadena, Calif. (Rose Bowl Stadium)	90,732
Jan. 12, 2015	National Championship Game	#5 Ohio State	L	42-20	Arlington, Texas (AT&T Stadium)	85,689
Jan. 1, 2015	Rose Bowl (Semifinal)	#2 Florida State	W	59-20	Pasadena, Calif. (Rose Bowl Stadium)	91,322

2025-26 COLLEGE FOOTBALL PLAYOFF BRACKET

2025-26 COLLEGE FOOTBALL PLAYOFF





▶ NUMERICAL ROSTER

No.	Name	Pos.	Ht.	Wt.	Cl./Exp.	Hometown (HS/Other)
0	Jordon Davison	RB	6-0	236	Fr./HS	Santa Ana, Calif. (Mater Dei HS)
1	Bear Alexander	DL	6-3	302	R-Jr./TR	Terrell, Texas (IMG Academy/Georgia/USC)
1	Dakorien Moore	WR	5-11	195	Fr./HS	Duncanville, Texas (Duncanville HS)
2	Gary Bryant Jr.	WR	5-11	191	R-Sr./IL	Riverside, Calif. (Centennial HS/USC)
4	Malik Benson	WR	6-1	195	Sr./TR	Lansing, Kan. (Lansing HS/Hutchinson CC/Alabama/Florida State)
4	Brandon Finney Jr.	DB	6-2	203	Fr./HS	Owings Mills, Md. (McDonogh School)
5	Theran Johnson	DB	5-11	195	R-Sr./TR	Indianapolis, Ind. (North Central HS/Northwestern)
5	Dante Moore	QB	6-3	206	R-So./SQ	Detroit, Mich. (Martin Luther King Jr. Senior HS/UCLA)
6	Noah Whittington	RB	5-8	203	R-Sr./2L	Fort Valley, Ga. (Peach County HS/Western Kentucky)
7	Ify Obidegwu	DB	6-1	203	R-Fr./SQ	Baltimore, Md. (St. Frances Academy)
7	Evan Stewart	WR	6-0	170	Sr./IL	Memphis, Tenn. (Liberty HS/Texas A&M)
8	Trey McNutt	DB	6-0	195	Fr./HS	Cleveland, Ohio (Shaker Heights HS)
9	Jamari Johnson	TE	6-5	257	R-So./TR	Inglewood, Calif. (Inglewood HS/Louisville)
9	Blake Purchase	OLB	6-3	245	R-So./IL	Green Valley Ranch, Colo. (Cherry Creek HS)
10	Luke Moga	QB	6-2	204	R-Fr./SQ	Phoenix, Ariz. (Sunnyslope HS)
10	Matayo Uigalelei	OLB	6-5	272	Jr./2L	Bellflower, Calif. (St. John Bosco HS)
11	Jeremiah McClellan	WR	6-0	195	R-Fr./SQ	St. Louis, Mo. (Christian Brothers College)
12	Brock Thomas	QB	5-11	181	R-So./SQ	Eugene, Ore. (Sheldon HS)
12	Peyton Woodyard	DB	6-2	208	So./IL	Fullerton, Calif. (St. John Bosco/Alabama)
13	Ryder Hayes	QB	6-2	193	R-Fr./SQ	Grandview, Texas (Grandview HS)
13	Gavin Nix	ILB	6-0	230	Fr./HS	Bradenton, Fla. (IMG Academy)
14	Na'eem Offord	DB	6-1	195	Fr./HS	Birmingham, Ala. (Parker HS)
15	Akili Smith Jr.	QB	6-5	231	Fr./HS	San Diego, Calif. (Lincoln HS)
17	Cooper Perry	WR	6-1	194	Fr./HS	Scottsdale, Ariz. (Notre Dame Preparatory School)
18	Dorian Brew	DB	6-0	200	Fr./HS	Conroe, Texas (Conroe HS)
18	Kenyon Sadiq	TE	6-3	245	Jr./2L	Idaho Falls, Idaho (Skyline Senior HS)
19	Tobi Haastrup	OLB	6-4	241	Fr./HS	London, England (Mayde Creek HS [Texas])
19	Mark Wiepert	QB	6-1	211	Fr./HS	Wilsonville, Ore. (Wilsonville HS)
20	Dylan Williams	ILB	6-2	230	R-Fr./SQ	Carson, Calif. (Long Beach Poly HS)
21	Aaron Flowers	DB	6-0	208	R-Fr./SQ	Forney, Texas (Forney HS)
21	Da'Jaun Riggs	RB	6-0	205	R-Fr./SQ	Washington, D.C. (St. John's HS)
22	Jadon Canady	DB	5-11	185	R-Sr./TR	Jacksonville, Fla. (Sandalwood HS/Tulane/Ole Miss)
22	Jay Harris	RB	6-2	224	R-Jr./SQ	St. Louis, Mo. (Timberland HS/Northwest Missouri State)
23	Dierre Hill Jr.	RB	5-11	205	Fr./HS	Belleville, Ill. (Althoff Catholic HS)
23	Brayden Platt	ILB	6-2	235	R-Fr./SQ	Yelm, Wash. (Yelm HS)
24	Zach Grisham	DB	5-11	204	R-Jr./IL	Portland, Ore. (Central Catholic HS)
25	Rocco Graziano	K	6-2	205	Fr./HS	Eugene, Ore. (Sheldon HS)
25	Kilohana Haasenritter	DB	5-8	210	R-Sr./SQ	Hilo, Hawai'i (Hilo HS/Hawaii)
26	Devon Jackson	ILB	6-2	235	R-Jr./2L	Omaha, Neb. (Burke HS)
27	Jayden Limar	RB	5-11	205	Jr./2L	Lake Stevens, Wash. (Lake Stevens HS)
28	Bryce Boettcher	ILB	6-2	232	Sr./3L	Eugene, Ore. (South Eugene HS)
29	Ashton Porter	OLB	6-3	290	R-So./IL	Cypress, Texas (Cypress Ranch HS)
30	Xavier Barksdale	DB	6-2	182	R-So./SQ	San Diego, Calif. (Steele Canyon HS)
30	Aaron Bidwell	WR	6-4	190	Fr./HS	Eugene, Ore. (Marist HS)
31	Dillon Thieneman	DB	6-0	205	Jr./TR	Westfield, Ind. (Westfield HS/Purdue)
32	Nasir Wyatt	OLB	6-2	228	Fr./HS	Santa Ana, Calif. (Mater Dei HS)
33	Kamar Mothudi	ILB	6-3	244	R-Fr./SQ	Los Angeles, Calif. (Los Alamitos HS)
34	Cruz Rushing	ILB	6-1	225	R-Jr./SQ	Tucson, Ariz. (Salpointe Catholic HS/Arizona)
36	Atticus Sappington	K	5-10	190	R-Sr./IL	Portland, Ore. (Central Catholic HS/Oregon State)
38	Will Straton	ILB	6-0	215	R-So./SQ	Honolulu, Hawaii (Punahou School)

ALPHABETICAL ROSTER

No.	Name	Pos.
58	Ziyare Addison	OL
1	Bear Alexander	DL
86	Darrian Anderson	WR
30	Xavier Barksdale	DB
43	Luke Basso	LS
77	Matthew Bedford	OL
4	Malik Benson	WR
30	Aaron Bidwell	WR
89	Brady Bidwell	WR
28	Bryce Boettcher	ILB
66	Bryce Boulton	OL
98	Andrew Boyle	K
42	Aydin Breland	DL
18	Dorian Brew	DB
53	Devin Brooks	OL
2	Gary Bryant Jr.	WR
22	Jadon Canady	DB
59	Fox Crader	OL
67	Beau Cressallen	OL
0	Jordon Davison	RB
96	Nick Duzansky	LS
56	Trent Ferguson	OL
46	James Ferguson-Reynolds	P
4	Brandon Finney Jr.	DB
21	Aaron Flowers	DB
44	Zach Grace	TE
50	Tionne Gray	DL
25	Rocco Graziano	K
99	Terrance Green	DL
80	Dillon Gresham	WR
24	Zach Grisham	DB
25	Kilohana Haasenritter	DB
19	Tobi Haastrup	OLB
46	Jay Harden	ILB
71	Alex Harkey	OL
22	Jay Harris	RB
13	Ryder Hayes	QB
23	Dierre Hill Jr.	RB
97	Gage Hurych	K
74	Dave Iuli	OL
26	Devon Jackson	ILB
92	Ross James	P
9	Jamari Johnson	TE
77	Jericho Johnson	DL
55	Matthew Johnson	DE
5	Theran Johnson	DB
72	Iapani Laloulu	OL
27	Jayden Limar	RB
50	Demetri Manning	OL
11	Jeremiah McClellan	WR



NUMERICAL ROSTER

No.	Name	Pos.	Ht.	Wt.	Cl./Exp.	Hometown (HS/Other)
39	Cormac O'Flaherty	DB	6-0	190	Fr./HS	Sacramento, Calif. (Jesuit HS)
40	Zander Quinn	RB	5-7	170	Jr./HS	Hilo, Hawaii (Oxford Area HS [Pa.])
42	Aydin Breland	DL	6-5	304	R-Fr./SQ	Santa Ana, Calif. (Mater Dei HS)
43	Luke Basso	LS	6-3	216	R-Sr./3L	Lake Oswego, Ore. (Lakeridge HS)
44	Zach Grace	TE	6-3	238	R-So./1L	Kearney, Mo. (Kearney HS)
44	Teitum Tuioti	OLB	6-3	263	Jr./2L	Laie, Hawaii (Sheldon HS [Ore.])
45	Torrence Williams	OLB	6-6	210	So./HS	Cape Girardeau, Mo. (Poplar Bluff HS)
46	James Ferguson-Reynolds	P	6-2	196	Sr./TR	Geelong, Australia (Prokick Australia/Boise State)
46	Jay Harden	ILB	6-2	219	Fr./HS	Stevenson Ranch, Calif. (West Ranch HS)
47	Elijah Rushing	OLB	6-6	275	R-Fr./SQ	Tucson, Ariz. (Salpointe Catholic HS)
50	Tionne Gray	DL	6-6	336	R-Fr./SQ	St. Louis, Mo. (Hazelwood Central HS)
50	Demetri Manning	OL	6-6	330	Fr./HS	Bellevue, Wash. (Bellevue HS)
52	A'Mauri Washington	DL	6-3	330	Jr./2L	Detroit, Mich./Chandler HS [Ariz.]
53	Devin Brooks	OL	6-4	290	R-Fr./SQ	Clackamas, Ore. (Clackamas HS)
54	Jerry Mixon	ILB	6-2	240	Jr./2L	San Francisco, Calif. (Sacred Heart Cathedral Prep)
55	Matthew Johnson	DE	6-5	295	Fr./HS	Concord, Calif. (De La Salle HS)
55	Douglas Utu	OL	6-4	335	Fr./HS	Las Vegas, Nev. (Bishop Gorman HS)
56	Trent Ferguson	OL	6-7	320	R-Fr./SQ	Salem, Ore. (West Salem HS)
57	Zac Stascausky	OL	6-6	285	Fr./HS	Portland, Ore. (Central Catholic HS)
58	Ziyare Addison	OL	6-5	315	Fr./HS	Tampa, Fla. (Carrollwood Day HS)
59	Fox Crader	OL	6-6	315	R-Fr./SQ	Vancouver, Wash. (Evergreen HS)
66	Bryce Boulton	OL	6-2	300	R-So./SQ	Palm Desert, Calif. (Palm Desert HS)
67	Beau Cressallen	OL	6-4	317	R-So./SQ	Portland, Ore. (Central Catholic HS)
68	Auston Mims	OL	6-2	316	R-So./SQ	Akron, Ohio (Chaminade College Prep [Calif.])
70	Charlie Pickard	OL	6-4	295	R-Sr./2L	Portland, Ore. (Jesuit HS)
71	Alex Harkey	OL	6-6	327	R-Sr./TR	Austin, Texas (Hays HS/Tyler JC/Colorado/Texas State)
72	Iapani Laloulu	OL	6-2	329	Jr./2L	Honolulu, Hawaii (Farrington HS)
73	Kawika Rogers	OL	6-5	320	R-Jr./2L	Kapa'a, Hawaii (Kapa'a HS)
74	Dave Iuli	OL	6-3	332	R-Jr./2L	Puyallup, Wash. (Puyallup HS)
75	Emmanuel Pregon	OL	6-5	318	R-Sr./TR	Denver, Colo. (Jefferson HS/Wyoming/USC)
76	Isaiah World	OL	6-8	318	R-Sr./TR	San Diego, Calif. (Lincoln HS/Nevada)
77	Matthew Bedford	OL	6-6	305	R-Sr./SQ	Memphis, Tenn. (Cordova HS/Indiana)
77	Jericho Johnson	DL	6-4	342	R-Fr./SQ	Suisun City, Calif. (Armijo HS)
78	Gernorris Wilson	OL	6-5	318	R-So./1L	Lakeland, Fla. (Lakeland HS)
80	Dillon Gresham	WR	6-0	190	R-Fr./SQ	Hemet, Calif. (San Jacinto HS)
81	Vander Ploog	TE	6-6	242	Fr./HS	Fullerton, Calif. (Troy HS)
82	Nathan McCoy II	WR	5-10	185	Fr./HS	Dallas, Texas (Duncanville HS)
83	Roger Saleapaga	TE	6-4	245	So./1L	Orem, Utah (Orem HS)
84	Jovon McRae II	WR	6-2	218	Fr./HS	Camden, N.J. (Mojave HS (Las Vegas, Nev.))
86	Darrian Anderson	WR	5-9	187	R-Jr./SQ	Waipahu, Hawaii (Junipero Serra HS [Calif.])
87	A.J. Pugliano	TE	6-3	250	R-Fr./SQ	Medford, Ore. (North Medford HS)
88	Jack Ressler	WR	5-11	195	R-Fr./SQ	Irvine, Calif. (Mater Dei HS)
88	Xadavien Sims	DL	6-3	305	R-Fr./SQ	Durant, Okla. (Durant HS)
89	Brady Bidwell	WR	6-3	205	R-Fr./SQ	Eugene, Ore. (Marist HS)
92	Ross James	P	6-2	192	R-Sr./2L	Brandon, Miss. (Hartfield Academy/East Central CC)
96	Nick Duzansky	LS	6-4	207	R-So./SQ	Wheaton, Ill. (St. Francis HS)
97	Gage Hurych	K	6-1	189	R-Fr./SQ	West Linn, Ore. (West Linn HS)
98	Andrew Boyle	K	6-2	190	R-Sr./2L	Camas, Wash. (Camas HS/Washington State)
99	Terrance Green	DL	6-5	330	R-So./1L	Cypress, Texas (Cypress Woods HS)

ALPHABETICAL ROSTER

No.	Name	Pos.
82	Nathan McCoy II	WR
8	Trey McNutt	DB
84	Jovon McRae II	WR
68	Auston Mims	OL
54	Jerry Mixon	ILB
10	Luke Moga	OB
1	Dakorien Moore	WR
5	Dante Moore	OB
33	Kamar Mothudi	ILB
13	Gavin Nix	ILB
7	Iffy Obidegwu	DB
14	Na'eem Offord	DB
39	Cormac O'Flaherty	DB
17	Cooper Perry	WR
70	Charlie Pickard	OL
23	Brayden Platt	ILB
81	Vander Ploog	TE
29	Ashton Porter	OLB
75	Emmanuel Pregon	OL
87	A.J. Pugliano	TE
9	Blake Purchase	OLB
40	Zander Quinn	RB
88	Jack Ressler	WR
21	Da'Jaun Riggs	RB
73	Kawika Rogers	OL
34	Cruz Rushing	DB
47	Elijah Rushing	OLB
18	Kenyon Sadiq	TE
83	Roger Saleapaga	TE
36	Atticus Sappington	K
88	Xadavien Sims	DL
15	Akili Smith Jr.	OB
57	Zac Stascausky	OL
7	Evan Stewart	WR
38	Will Straton	ILB
31	Dillon Thieneman	DB
12	Brock Thomas	OB
44	Teitum Tuioti	OLB
10	Matayo Uiagalelei	OLB
55	Douglas Utu	OL
52	A'Mauri Washington	DL
6	Noah Whittington	RB
19	Mark Wiepert	OB
20	Dylan Williams	ILB
45	Torrence Williams	OLB
78	Gernorris Wilson	OL
12	Peyton Woodyard	DB
76	Isaiah World	OL
32	Nasir Wyatt	OLB



ROSTER BY POSITION

Quarterback (6)

5	Dante Moore	13	Ryder Hayes
10	Luke Moga	15	Akili Smith Jr.
12	Brock Thomas	19	Mark Wiepert

Running Back (7)

0	Jordon Davison	23	Dierre Hill Jr.
6	Noah Whittington	27	Jayden Limar
21	Da'Jaun Riggs	40	Zander Quinn
22	Jay Harris		

Wide Receiver (13)

1	Dakorien Moore	80	Dillon Gresham
2	Gary Bryant Jr.	82	Nathan McCoy II
4	Malik Benson	84	Jovon McRae II
7	Evan Stewart	86	Darrian Anderson
11	Jeremiah McClellan	88	Jack Ressler
17	Cooper Perry	89	Brady Bidwell
30	Aaron Bidwell		

Tight End (6)

9	Jamari Johnson	81	Vander Ploog
18	Kenyon Sadiq	83	Roger Saleapaga
44	Zach Grace	87	A.J. Pugliano

Offensive Line (19)

50	Demetri Manning	70	Charlie Pickard
53	Devin Brooks	71	Alex Harkey
55	Douglas Utu	72	Iapani Laloulu
56	Trent Ferguson	73	Kawika Rogers
57	Zac Stascausky	74	Dave Iuli
58	Ziyare Addison	75	Emmanuel Pregon
59	Fox Crader	76	Isaiah World
66	Bryce Boulton	77	Matthew Bedford
67	Beau CressAllen	78	Gernorris Wilson
68	Auston Mims		

Defensive Line (8)

1	Bear Alexander	55	Matthew Johnson
42	Aydin Breland	77	Jericho Johnson
50	Tionne Gray	88	Xadavien Sims
52	A'Mauri Washington	99	Terrance Green

Outside Linebacker (8)

9	Blake Purchase	32	Nasir Wyatt
10	Matayo Uiagalelei	44	Teitum Tuioti
19	Tobi Haastrup	45	Torrence Williams
29	Ashton Porter	47	Elijah Rushing

Inside Linebacker (10)

13	Gavin Nix	33	Kamar Mothudi
20	Dylan Williams	34	Cruz Rushing
23	Brayden Platt	38	Will Straton
26	Devon Jackson	46	Jay Harden
28	Bryce Boettcher	54	Jerry Mixon

Defensive Back (14)

4	Brandon Finney Jr.	21	Aaron Flowers
5	Theran Johnson	22	Jadon Canady
7	Iffy Obidegwu	24	Zach Grisham
8	Trey McNutt	25	Kilohana Haasenritter
12	Peyton Woodyard	30	Xavier Barksdale
14	Na'eem Offord	31	Dillon Thieneman
18	Dorian Brew	39	Cormac O'Flaherty

Kicker (4)

25	Rocco Graziano	97	Gage Hurych
36	Atticus Sappington	98	Andrew Boyle

Punter (2)

46	James Ferguson-Reynolds	92	Ross James
----	-------------------------	----	------------

Long Snapper (2)

43	Luke Basso	96	Nick Duzansky
----	------------	----	---------------

ROSTER BY GEOGRAPHY

California (21)

0	Davison	30	Barksdale	55	Johnson
2	Bryant Jr.	32	Wyatt	66	Boulton
9	Johnson	33	Mothudi	76	World
10	Uiagalelei	39	O'Flaherty	77	Johnson
12	Woodyard	42	Breland	80	Gresham
15	Smith Jr.	46	Harden	81	Ploog
20	Williams	54	Mixon	88	Ressler

Oregon (16)

12	Thomas	36	Sappington	67	CressAllen
19	Wiepert	43	Basso	70	Pickard
24	Grisham	53	Brooks	87	Pugliano
25	Graziano	56	Ferguson	89	Bidwell
28	Boettcher	57	Stascausky	97	Hurych
30	Bidwell				

Texas (9)

1	Moore	18	Brew	71	Harkey
1	Alexander	21	Flowers	82	McCoy II
13	Hayes	29	Porter	99	Green

Hawaii (7)

25	Haasenritter	23	Platt	11	McClellan
38	Straton	27	Limar	22	Harris
40	Quinn	50	Manning	44	Grace
44	Tuioti	59	Crader	45	Williams
72	Laloulu	74	Iuli	50	Gray
73	Rogers	98	Boyle		
86	Anderson				

Washington (6)

Missouri (5)

Arizona (4)

10	Moga	13	Nix	9	Purchase
17	Perry	22	Canady	75	Pregon
34	Rushing	58	Addison		
47	Rushing	78	Wilson		

Florida (4)

Colorado (2)

Illinois (2)

23	Hill Jr.	5	Johnson	4	Finney Jr.
96	Duzansky	31	Thieneman	7	Obidegwu

Indiana (2)

Maryland (2)

Michigan (2)

5	Moore	8	McNutt	7	Stewart
52	Washington	68	Mims	77	Bedford

Ohio (2)

Tennessee (2)

Alabama (1)

14	Offord	46	Ferguson-Reynolds	21	Riggs
----	--------	----	-------------------	----	-------

Australia (1)

Washington D.C. (1)

England (1)

19	Haastrup	6	Whittington	18	Sadiq
----	----------	---	-------------	----	-------

Georgia (1)

Idaho (1)

Kansas (1)

4	Benson	92	James	26	Jackson
---	--------	----	-------	----	---------

Mississippi (1)

Nebraska (1)

Nevada (1)

55	Utu	84	McRae II	88	Sims
----	-----	----	----------	----	------

New Jersey (1)

Oklahoma (1)

Utah (1)

83	Saleapaga				
----	-----------	--	--	--	--

PRONUNCIATIONS

PLAYERS

Ziyare Addison.....ZY (rhymes with 'eye')-air
 Bryce BoettcherBETCH-er
 Jadon Canady.....JAY-den / CAN-uh-dee
 Jordon Davison.....JOR-den
 Nick Duzanskyduh-ZAN-skee
 Tionne Gray.....TEE-on
 Rocco Graziano.....GRAWZ-ee-on-oh
 Kilohana Haasenritter..... key-low-HA-na / HOSS-en-ritt-er
 Tobi Haastruphass-trup
 Gage HurychHER-ick
 Dave IuliEYE-oo-lee
 Devon Jackson.....dev-in
 Theran Johnson.....thair-an
 Iapani Laloulu.....ee-uh-pawn-ee / LAH-low-oo-loo
 Jayden Limar.....luh-mar
 Jovon McRae II.....juh-von
 Kamar Mothudi..... kuh-MAR / mo-TOO-dee
 Ify Obidegwu..... if-ee / OH-bee-DAY-goo
 Na'eem Offord..... nuh-eem / OFF-erd
 A.J. Pugliano.....poo-glee-ah-no

Emmanuel Pregon.....preg-non
 Da'Jaun Riggsday-ZHAUN
 Kawika Rogers..... kuh-vee-ka
 Kenyon Sadiq.....ken-yen / suh-DEEK
 Roger Saleapaga.....SAL-ee-uh-pawg-uh
 Xadavien Simszuh-DAY-vee-in
 Zac Stascauskystuss-COW-skee
 Dillon ThienemanTHEE-nuh-mun
 Teitum TuiotiTAY-tum / TOO-ee-oh-tee
 Matayo Uiagalelei..... muh-tay-oh / ooh-ee-ahn-guh-luh-lay
 Douglas Utu.....oo-too
 Mark Wiepert.....we-pert
 Gernorris Wilson.....juh-nor-iss
 Peyton Woodyard.....wood-YARD
 Nasir Wyatt.....nuh-sear

COACHES

Tosh LupoiLoo-poy
 Brian Michalowskimichael-ow-skee
 A'liqwe Terry.....uh-LEEK
 Tony Tuioti.....TOO-ee-oh-tee



COACHING STAFF

Name	Position	UO Experience	Alma Mater
Dan Lanning	Head Coach	Fourth Season	William Jewell
Will Stein	Offensive Coordinator/Quarterbacks	Third Season	Louisville
Tosh Lupoi	Defensive Coordinator/Linebackers	Fourth Season	California
Ra'Shaad Samples	Assistant Head Coach/Running Backs	Second Season	Houston
Chris Hampton	Co-Defensive Coordinator/Secondary	Third Season	South Carolina
Drew Mehringer	Co-Offensive Coordinator/Tight Ends	Fourth Season	Rice
Joe Lorig	Special Teams Coordinator/Nickels	Fourth Season	Western Oregon
Ross Douglas	Wide Receivers/Passing Game Coordinator	First Season	Michigan
Brian Michalowski	Inside Linebackers	Third Season*	Arizona State
A'lrique Terry	Offensive Line	Third Season	Hawai'i
Tony Tuioti	Defensive Line	Fourth Season	Hawai'i
Wilson Love	Head Football Strength & Conditioning Coach	Fourth Season	Alabama

* Second season as ILB coach; spent 2023 as a defensive analyst for the Ducks



Dan Lanning



Will Stein



Tosh Lupoi



Ra'Shaad Samples



Chris Hampton



Drew Mehringer



Joe Lorig



Ross Douglas



Brian Michalowski



A'lrique Terry



Tony Tuioti



Wilson Love

SUPPORT STAFF

Senior Support Staff

Marshall Malchow Chief of Staff
 Jeff Hawkins Sr. Assoc. AD of HDC Admin. & Ops
 Matt Noyer Associate AD of Football Operations
 Kodi Look Director of Football Operations
 Cassidy Noyer Director of External Relations
 Eden Mahina Director of Player Academic Development
 Osman Kamara Director of Player Development
 Karl Holmes Director of Player Engagement

Recruiting

Tyler Dean Director of Player Personnel
 Pat Biondo Director of Recruiting
 Lydia Gibbs Director of On-Campus Recruiting
 Jake Kaneda Director of Scouting & Advanced Analytics
 Coby Sayyah Director of Recruiting Relations
 Zac Diles Director of HC Scouting & Recruiting Innovation
 Verone McKinley III Director of Personnel Strategy
 Alex Bullock Assistant Director of Recruiting
 Hayden Abeln Assistant Director of Player Personnel
 Nick DiMario Assistant Director of Player Personnel
 Liz McKenna Assistant Director of Player Personnel
 Simon Stemmler Assistant Director of Player Personnel
 Liv Herbert Assistant Director of On-Campus Recruiting
 Estelle West Assistant Director of On-Campus Recruiting

Strength & Conditioning

Kyle Bolton Director of Speed & Performance
 Anthony Kincy Associate Head Strength & Conditioning Coach
 Mark Davis Assistant Strength & Conditioning Coach
 Drew Jordan Assistant Strength & Conditioning Coach

Graduate Assistants

Kamran Araghi Graduate Assistant - Defense (Edge)
 Jack Smith Graduate Assistant - Offense (Receivers)
 Rashad Wadood Graduate Assistant - Defense (Cornerbacks)
 Ryan Walk Graduate Assistant - Offense (Offensive Line)

Analysts

Donte Ellington Offensive Analyst
 Parker Flemming Offensive Analyst
 Steven Haunga Offensive Analyst
 Koa Ka'ai Offensive Analyst (Assistant Quarterbacks)
 Cutter Leftwich Offensive Analyst (Assistant OL/Run Game Coordinator)
 Dallas Warmack Offensive Analyst
 Dante Bartee Defensive Analyst
 Zach Betz Defensive Analyst
 Connor Boyd Defensive Analyst
 Kyle Cogan Defensive Analyst
 Darrion Daniels Defensive Analyst
 Jaime Silva Defensive Analyst
 Zach Tinker Special Teams Analyst

Creative

Steve Pohl Video Production Coordinator
 Scott Anderson Senior Associate Director of Video
 Braeden Schmidt Assistant Video Producer

Team Video

Gio Aguilar Video Coordinator
 Amy Behr Assistant Video Coordinator
 Ty Polosky Video Intern

Equipment

Kenny Farr Football Equipment Administrator
 Devin Cramer Equipment Manager

Athletic Training

Maggie Doe Team Physician
 Kevin Steil Head Athletic Trainer
 Stephanie Brooks Athletic Trainer
 Travis Halseth Athletic Trainer
 Brandee Barbee Athletic Trainer
 Lani Jo Hernandez Athletic Trainer

Sports Performance & Nutrition

Ben Mckay Director of Performance & Sports Science
 Brenna Sleggs Senior Sports Dietitian
 Jessie Dark Assistant Sports Dietitian

BOWL GAME & PLAYOFF HISTORY

ALL-TIME BOWL & PLAYOFF GAME RESULTS (19-21 | 3-2 CFP)

Date	Bowl	Opponent	W/L	Score	Location	Attendance
Jan. 1, 2026	Orange Bowl (CFP Quarterfinal)	Texas Tech	W	23-0	Miami Gardens, Fla.	65,021
Dec. 20, 2025	CFP First Round	James Madison	W	51-34	Eugene, Ore.	55,124
Jan. 1, 2025	Rose Bowl (CFP Quarterfinal)	Ohio State	L	41-21	Pasadena, Calif.	90,732
Jan. 1, 2024	Fiesta Bowl	Liberty	W	45-6	Glendale, Ariz.	47,769
Dec. 28, 2022	Holiday Bowl	North Carolina	W	28-27	San Diego, Calif.	36,242
Dec. 29, 2021	Alamo Bowl	Oklahoma	L	47-32	San Antonio, Texas	59,121
Jan. 2, 2021	Fiesta Bowl	Iowa State	L	34-17	Glendale, Ariz.	N/A
Jan. 1, 2020	Rose Bowl	Wisconsin	W	28-27	Pasadena, Calif.	90,462
Dec. 31, 2018	Redbox Bowl	Michigan State	W	7-6	Santa Clara, Calif.	30,212
Dec. 16, 2017	Las Vegas Bowl	Boise State	L	38-28	Las Vegas, Nev.	36,432
Jan. 2, 2016	Alamo Bowl	TCU	L	47-41 (30T)	San Antonio, Texas	64,569
Jan. 12, 2015	CFP Championship	Ohio State	L	42-20	Arlington, Texas	85,689
Jan. 1, 2015	Rose Bowl (CFP Semifinal)	Florida State	W	59-20	Pasadena, Calif.	91,322
Dec. 30, 2013	Alamo Bowl	Texas	W	30-7	San Antonio, Texas	65,918
Jan. 3, 2013	Fiesta Bowl	Kansas State	W	35-17	Glendale, Ariz.	70,242
Jan. 2, 2012	Rose Bowl	Wisconsin	W	45-38	Pasadena, Calif.	91,245
Jan. 10, 2011	BCS Championship	Auburn	L	22-19	Glendale, Ariz.	78,603
Jan. 1, 2010	Rose Bowl	Ohio State	L	26-17	Pasadena, Calif.	93,963
Dec. 30, 2008	Holiday Bowl	Oklahoma State	W	42-31	San Diego, Calif.	59,106
Dec. 31, 2007	Sun Bowl	South Florida	W	56-21	El Paso, Texas	49,867
Dec. 21, 2006	Las Vegas Bowl	BYU	L	38-8	Las Vegas, Nev.	42,075
Dec. 29, 2005	Holiday Bowl	Oklahoma	L	17-14	San Diego, Calif.	65,416
Dec. 31, 2003	Sun Bowl	Minnesota	L	31-30	El Paso, Texas	49,864
Dec. 30, 2002	Seattle Bowl	Wake Forest	L	38-17	Seattle, Wash.	38,241
Jan. 1, 2002	Fiesta Bowl	Colorado	W	38-16	Tempe, Ariz.	74,118
Dec. 29, 2000	Holiday Bowl	Texas	W	35-30	San Diego, Calif.	63,278
Dec. 31, 1999	Sun Bowl	Minnesota	W	24-20	El Paso, Texas	48,257
Dec. 25, 1998	Aloha Bowl	Colorado	L	51-43	Honolulu, Hawaii	38,803
Dec. 20, 1997	Las Vegas Bowl	Air Force	W	41-13	Las Vegas, Nev.	21,514
Jan. 1, 1996	Cotton Bowl	Colorado	L	38-6	Dallas, Texas	58,214
Jan. 2, 1995	Rose Bowl	Penn State	L	38-20	Pasadena, Calif.	102,247
Dec. 31, 1992	Independence Bowl	Wake Forest	L	39-35	Shreveport, La.	31,337
Dec. 29, 1990	Freedom Bowl	Colorado State	L	32-31	Anaheim, Calif.	41,450
Dec. 16, 1989	Independence Bowl	Tulsa	W	27-24	Shreveport, La.	30,333
Dec. 31, 1963	Sun Bowl	SMU	W	21-14	El Paso, Texas	18,646
Dec. 17, 1960	Liberty Bowl	Penn State	L	41-12	Philadelphia, Pa.	16,624
Jan. 1, 1958	Rose Bowl	Ohio State	L	10-7	Pasadena, Calif.	98,202
Jan. 1, 1949	Cotton Bowl	SMU	L	21-13	Dallas, Texas	69,000
Jan. 1, 1920	Rose Bowl	Harvard	L	7-6	Pasadena, Calif.	35,000
Jan. 1, 1917	Rose Bowl	Pennsylvania	W	14-0	Pasadena, Calif.	27,000

BOWL GAME & PLAYOFF TOP PERFORMERS

100-YARD RUSHING GAMES

Player	Opponent/Bowl	Date	Att.	Yards	TDs
Jonathan Stewart	South Florida/Sun	12/31/2007	23	253	1
LaMichael James	Wisconsin/Rose	1/2/2012	25	159	1
De'Anthony Thomas	Wisconsin/Rose	1/2/2012	2	155	2
Travis Dye	Oklahoma/Alamo	12/29/2021	18	153	1
Saladin McCullough	Air Force/Las Vegas	12/20/1997	17	150	1
Bucky Irving	North Carolina/Holiday	12/28/2022	13	149	2
Kenjon Barner	Kansas State/Fiesta	1/3/2012	31	143	0
Marcus Mariota	Texas/Alamo	12/30/2013	15	133	0
Royce Freeman	TCU/Alamo	1/2/2016	26	130	3
Thomas Tyner	Florida State/Rose	1/1/2015	13	124	2
Hollis Huntington	Harvard/Rose	1/1/1920	29	122	0
Jeremiah Johnson	Oklahoma State/Holiday	12/30/2008	12	119	1
Bucky Irving	Liberty/Fiesta	1/1/2024	14	117	1
Jeremiah Masoli	Oklahoma State/Holiday	12/30/2008	16	106	3

300-YARD PASSING GAMES

Player	Opponent/Bowl	Date	C-A.	Yards	TDs
Akili Smith	Colorado/Aloha	12/25/1998	24-46	456	2
Danny O'Neil	Penn State/Rose	1/2/1995	41-61	456	2
Bill Musgrave	Colorado State/Freedom	12/29/1990	29-47	392	3
Bo Nix	Liberty/Fiesta	1/1/2024	28-35	363	5
Darron Thomas	Auburn/BCS Champ.	1/10/2011	27-40	363	2
Kellen Clemens	Minnesota/Sun	12/31/2003	32-42	363	2
Joey Harrington	Colorado State/Fiesta	1/1/2002	28-42	350	4
Marcus Mariota	Florida State/Rose	1/1/2015	26-36	338	2
Marcus Mariota	Ohio State/CFP Champ.	1/12/2015	24-37	333	2
Bill Musgrave	Tulsa/Independence	12/16/1989	23-39	320	2
Dante Moore	James Madison/CFP R1	12/20/2025	19-27	313	4
Anthony Brown	Oklahoma/Alamo	12/29/2021	27-40	306	3

100-YARD RECEIVING GAMES

Player	Opponent/Bowl	Date	Rec.	Yards	TDs
Samie Parker	Minnesota/Sun	12/31/2003	16	200	2
Tez Johnson	Liberty/Fiesta	1/1/2024	11	172	1
Byron Marshall	Ohio State/CFP Champ.	1/12/2015	8	169	1
Pat Johnson	Air Force/Las Vegas	12/20/1997	5	169	2
Darren Carrington	Florida State/Rose	1/1/2015	7	165	2
Samie Parker	Colorado/Fiesta	1/1/2002	9	162	1
Lavasier Tuinei	Wisconsin/Rose	1/2/2012	8	158	2
Donald Hayes	Colorado/Aloha	12/25/1998	7	148	1
Michael McClellan	Colorado State/Freedom	12/29/1990	9	148	1
Damon Griffin	Colorado/Aloha	12/25/1998	8	146	0
Ron Stover	Ohio State/Rose	1/1/1958	10	144	0
Dillon Mitchell	Boise State/Las Vegas	12/16/2017	9	143	0
Josh Wilcox	Penn State/rose	1/2/1995	11	135	1
Jeff Maehl	Auburn/BCS Champ.	1/10/2011	9	133	0
Terence Scott	Oklahoma State/Holiday	12/30/2008	8	125	0
Joe Reitzug	Tulsa/Independence	12/16/1989	6	121	1
Malik Benson	James Madison/CFP R1	12/20/2025	5	119	2
Traeshon Holden	Ohio State/Rose	1/1/2025	7	116	2
Tony Hartley	Minnesota/Sun	12/31/1999	7	113	0
Darren Carrington	TCU/Alamo	1/2/2016	7	107	1
Josh Huff	Texas/Alamo	12/30/2013	5	104	1
Maurice Morris	Texas/Holiday	12/29/2000	5	104	1
Tony Hargain	Tulsa/Independence	12/16/1989	5	100	1

TOTALS

100-Yard Rushing Games (Players): 13 (12)
300-Yard Passing Games (Players): 12 (10)
100-Yard Receiving Games (Players): 23 (21)



BOWL GAME & PLAYOFF TRENDS & RECORDS

BOWL GAME & PLAYOFF TRENDS

RECORD WHEN ...

Table with 2 columns: Record description and value. Includes Scoring first, Opponents score first, Leading after 1st quarter, etc.

IN GAMES...

Table with 2 columns: Record description and value. Includes Decided by 7 points or less, Decided by 3 points or less.

WHEN SCORING...

Table with 2 columns: Record description and value. Includes 20 points or less, 21-29 points, 30-39 points, etc.

WHEN ALLOWING...

Table with 2 columns: Record description and value. Includes 14 points or less, 15-23 points, 24+ points.

WITH...

Table with 2 columns: Record description and value. Includes Less than 300 yards of total offense, 300-399 yards of total offense, etc.

WHEN ALLOWING...

Table with 2 columns: Record description and value. Includes 200-299 total yards, 300-399 total yards, 400+ total yards, etc.

WHEN HAVING...

Table with 2 columns: Record description and value. Includes No turnovers, Less than 3 turnovers, 3 or more turnovers, etc.

INDIVIDUAL BOWL GAME & PLAYOFF RECORDS

Large table with 4 columns: Category, Player (Opponent/Game), Stat, Date. Lists individual records for various categories like Rushing Attempts, Receptions, etc.

TEAM BOWL GAME & PLAYOFF RECORDS

Table with 4 columns: Category, Opponent (Game), Stat, Date. Lists team records for categories like Points Scored, Touchdowns, etc.



SERIES VS. INDIANA

SERIES HISTORY

Series tied, 2-2

In Eugene: Indiana leads, 2-0

In Bloomington Oregon leads, 1-0

Neutral Site: Oregon leads, 1-0

Year	UO/IU	Site	Result
2025	3/7	Eugene, Ore.	L, 30-20
2004	24/NR	Eugene, Ore.	L, 30-24
1964	NR/NR	Bloomington, Ind.	W, 29-21
1963	NR/NR	Portland, Ore.	W, 28-22

QUICK FACTS

UNIVERSITY OF OREGON

Location: Eugene, Ore.

Enrollment: 23,000

Founded: 1876

Colors: Green and Yellow

Nickname: Ducks

Conference: Big Ten Conference

President: Karl Scholz

Director of Athletics: Rob Mullens

FOOTBALL INFORMATION

First Year of Football: 1894

Years of Football: 130th Season

All-Time Record: 730-513-46

Conference Record: 370-335-20

Big Ten Record: 17-1

All-Time Bowl/CFP Record: 19-21

AUTZEN STADIUM

Opened: 1967

Capacity: 54,000

Playing Surface: FieldTurf Core Vertex

Total Seasons: 58

Winning Seasons (Over .500): 41

Unbeaten Seasons (Years): 12 (1990, 1998, 1999, 2000, 2009, 2010, 2013, 2019, 2020, 2021, 2023 & 2024)

All-Time Record: 245-102-5

Conference Record: 143-86-2

Pac-8 Record (1964-77): 10-25

Pac-10 Record (1978-2010): 78-49-2

Pac-12 Record (2011-2023): 47-11

Big Ten Record (2024 - Present): 9-1

Nonconference Record: 101-16-3

Longest Win Streak (Years): 23 (1997-2001, 2018-2022)

Longest Conference Win Streak (Years): 17 (2018-2022)

Longest Nonconference Win Streak (Years): 38 (2009-Present)

TEAM NOTES

LAST TIME VS. INDIANA

Oregon dropped its first regular-season game since 2023 on Oct. 11 against Indiana, as the Hoosiers escaped Eugene with a 30-20 win. The loss snapped the nation's longest regular-season (23) and home (18) winning streaks as Indiana became the first visiting team to win in Autzen Stadium since Nov. 12, 2022. The Ducks trailed 13-10 at halftime and 20-13 through three quarters before pulling even on a 35-yard interception return for a touchdown by freshman DB **Brandon Finney Jr.**, but Indiana scored the game's final 10 points to win. QB **Dante Moore** completed 21-of-34 passes for 186 yards with a 44-yard touchdown pass to WR **Malik Benson**, but also threw a season-high two interceptions. ILB **Bryce Boettcher** led the defense with 11 tackles, and DL **Bear Alexander** had a pair of TFLs.

ORANGE BOWL CHAMPIONS!

The Ducks captured their second New Year's Six bowl win and third bowl win overall under HC **Dan Lanning** with last week's 23-0 win over No. 4 Texas Tech in the Orange Bowl. Oregon improved to 19-21 all-time in bowl and playoff games and 8-8 in New Year's Six bowl games, winning in its first-ever appearance at the Orange Bowl. The win secured the Ducks' first trip to the Peach Bowl, with a chance to secure wins in two of the sport's six biggest bowls in the same year. Oregon is now 4-1 in bowl and playoff games under Lanning, also earning victories in the 2025 CFP First Round, the 2024 Fiesta Bowl and the 2022 Holiday Bowl.

- » Three of Oregon's four bowl/CFP wins under Lanning have been by 17-plus points.
- » Lanning now ranks third all-time among UO head coaches with three bowl wins, trailing only **Mike Bellotti** (6).
- » Lanning is the first Oregon coach to win multiple College Football Playoff games.
- » Oregon is 3-2 all-time in the CFP, with all three of its wins coming by 17-plus points.
- » UO became the third team to record a shutout in a CFP game, joining Clemson (2015) and Alabama (2016).

DOMINANT DUCKS

Oregon has been one of the nation's best teams since head coach **Dan Lanning** took over, reaching double-digit wins in all four seasons under Lanning and each of the last five. The Ducks' 48-7 overall record since 2022 is second-best in the nation, and they lead the country in wins and winning percentage (90.5) since both 2023 (38-4, 90.5) and 2024 (26-2, 92.9). Oregon is the only FBS team to reach 13 wins in each of the last two years, doing so for the third time in program history and in back-to-back seasons for the first time. Lanning is fourth in program history with 48 wins, second-most among active FBS head coaches since 2022.

- » The Ducks went 10-3 in Lanning's debut season in 2022 before going 12-2 in 2023 and 13-1 in 2024.
- » Oregon matched the program record with 13 wins in 2024 en route to winning the Big Ten Championship.
- » UO earned the No. 1 seed in the College Football Playoff in 2024 before securing the No. 5 seed in 2025.
- » Oregon is one of just three teams (Georgia, Ohio State) to reach the CFP Quarterfinals each of the last two seasons.
- » Lanning is just the second UO head coach (**Chip Kelly**) to reach double-digit wins in each of his first four seasons.
- » Oregon has won at least eight conference games in three straight seasons for the second time (2009-12).

HOME CFP WIN KEEPS DUCKS ALIVE

The Ducks made history on Dec. 20 in Autzen Stadium. Hosting a College Football Game for the first time, No. 5 Oregon used an explosive first half to dispatch No. 24 ranked and No. 12 seed James Madison, 51-34, and book its ticket to the CFP Quarterfinals at the Orange Bowl. The Ducks led 34-6 at halftime, but ended the game knowing there was much to improve on after struggling to maintain that momentum in the second half. QB **Dante Moore** tied a UO postseason record by accounting for five total touchdowns - throwing four and rushing for one - as Oregon piled up 514 yards of offense. WR **Malik Benson** racked up a career-high 119 receiving yards and two touchdowns, Oregon rushed for 201 yards and the special teams unit added a blocked field goal and a blocked punt returned for a touchdown.

EVERY PHASE OF THE GAME

Oregon has established itself as one of the nation's most well-rounded teams once again in 2025-26. Entering the College Football Playoff Semifinal, the Ducks are one of only three FBS teams (Indiana, Texas Tech) in the top 15 nationally for scoring offense (9th, 38.0 PPG), total offense (14th, 457.5 YPG), scoring defense (6th, 15.1 PPG) and total defense (6th, 267.4 YPG). Additionally, UO owns the nation's No. 4 passing defense at 156.6 yards allowed per game, and ranks 15th in rushing offense at 206.14 yards per game. Oregon has also been the nation's most balanced team in terms of explosive plays, leading all FBS teams in plays of 20-plus yards (95) while tying for fourth in fewest plays of 20-plus yards allowed (36). The Ducks' special teams has been just as effective with two blocked punts - including one returned for a touchdown - a blocked field goal, a punt return for a touchdown, two successful fake punts and multiple clutch kicking performances. Oregon's overall team grade of 93.9 by Pro Football Focus is tied for fourth-best nationally.

- » UO is on track to average at least 34.0 points per game and less than 20.0 points allowed per game for the third year in a row.
- » Tied for seventh nationally with five total defensive or special teams touchdowns (3 INT, 1 FR, 1 PR).
- » No. 3 among FBS teams in PFF offensive grade (92.0), tied for No. 8 in defensive grade (92.7) and 14th in special teams grade (85.1).



TEAM NOTES

GET AHEAD, STAY AHEAD

Oregon has been unbeatable in recent years when jumping out to early leads. Following its 23-0 win over Texas Tech in the Orange Bowl in which Oregon led from the first quarter on, the Ducks have won 42 straight games and are 34-0 under HC Dan Lanning when leading after the first quarter. UO has won 36 in a row and is 43-1 under Lanning when leading at halftime, as well as 26 straight with a 42-3 record under Lanning when leading after the third quarter. The Ducks are 10-0 this season when leading after the first quarter, 12-0 when leading at halftime and 13-0 when leading after the third quarter, and their plus-16.29 point scoring differential in the first half of games is second-best in the nation. Oregon leads the nation with a plus-9.79 scoring differential in the second quarter while ranking fifth in the first quarter (+6.50) and third in the fourth quarter (+7.36).

TOP-10 STAPLE

The Ducks came in at No. 5 in the final College Football Playoff rankings of the season and also entered the postseason at No. 5 in both the Associated Press poll and the US LMB coaches poll. Oregon has now appeared in the top 10 in each of the last 17 releases of the CFP rankings, and has been in the top 25 in the last 30 rankings dating back to 2020. The Ducks have appeared in the AP top 10 in 46 consecutive polls dating back to Week 3 of the 2023 season, and have been in the top 25 of the AP poll in every release since Week 2 of the 2022 season. Oregon has five wins this season over teams that were ranked at the time of the game as well as four wins over teams in the final CFP top 25 in No. 4 Texas Tech, No. 16 USC, No. 23 Iowa and No. 24 James Madison.

- » UO is 237-83-2 all-time as a top-25 team, 130-33 as a top-10 team and 60-16 as a top-five team.
» 3-0 this season as a top-five team, winning at Northwestern while No. 4 and vs. James Madison and Texas Tech while No. 5.
» Win over No. 4 Texas Tech was Oregon's second over a top-five team this season, fourth under Lanning and 11th all-time.
» UO was No. 1 in every release of the CFP rankings in 2024; The Ducks are 12-2 all-time as the nation's No. 1 team.
» Oregon's preseason No. 7 ranking gave the Ducks back-to-back preseason top-10 rankings for the first time since 2010-15.

IF YOU'RE GOOD ENOUGH, YOU'RE OLD ENOUGH

It's been a youth movement for the Ducks in 2025-26 as their last two recruiting classes have taken on prominent roles early in their careers. Oregon ranks second behind only North Texas in touchdowns scored by both true freshmen (26) and freshmen overall (29). UO has had 35 total true or redshirt freshmen see the field at some point this season, and true freshman DB Brandon Finney Jr. has started all 14 games. WR Dakorien Moore started each of the first eight games before missing the next four due to injury. Redshirt freshman DB Aaron Flowers has also started all 14 games, and fellow redshirt freshman DB Ify Obidegwu has made 11 starts. Oregon has played 10 total freshmen in all 14 games as well as a pair of true sophomores in DB Peyton Woodyard and TE Roger Saleapaga, and 29 total freshmen (12 true, 17 redshirt) saw the field in the season opener vs. Montana State.

- » True freshmen RB Jordan Davison (15), RB Dierre Hill Jr. (6), Moore (4) and Finney (1) have combined for 26 touchdowns, and redshirt freshman WR Jeremiah McClellan has also found the end zone three times.
» Moore and Finney became the first true freshmen to start a season opener for Oregon since WR Josh Delgado in 2019.
» First time in program history Oregon has started multiple true freshmen in a season opener.
» Moore and Finney became the seventh and eighth UO true freshmen ever to start a season opener.

Oregon True Freshmen to Start Season Opener

2025 - WR Dakorien Moore

2025 - DB Brandon Finney Jr.

2019 - WR Josh Delgado

2018 - OL Penei Sewell

2017 - DL Austin Faoliu

2016 - LB Troy Dye

2002 - DB Aaron Gipson

1990 - OL David Collinsworth

ROAD WARRIORS

While the Ducks are known for being nearly unbeatable at home, they have also established themselves as one of the best road teams in college football. Oregon's win at Washington to close the regular season was its 12th straight road victory, the longest active road winning streak in the nation. Three of those 12 road wins have come against ranked teams, including two this season, and the Ducks have held opponents under 20 points in 11 of those 12 contests. Oregon is 18-2 on the road under head coach Dan Lanning and 16-2 in conference road games, including 9-0 on the road since joining the Big Ten. Oregon's 12 straight road wins are five more than Ohio State, which owns the next-longest road winning streak at seven games since losing in Eugene on Oct. 12, 2024.

BIG TEN STANDINGS

Table with 4 columns: Team, BIG, Overall, Streak. Lists Big Ten teams and their records.

NUMBERS TO KNOW

Infographic with 5 numbered facts: 1. Oregon leads the nation in wins and winning percentage since both 2023 (38-4, 90.5) and 2024 (26-2, 92.9). 3. HC Dan Lanning now ranks second in UO history with three bowl wins, trailing only Mike Bellotti (6). 9.79. Oregon leads the nation with a plus-9.79 scoring differential in the second quarter and is No. 2 in the first half (+16.29). 11. The Ducks' win over No. 4 Texas Tech was their 11th all-time over a top-five team and fourth under HC Dan Lanning. 26. Oregon is second nationally behind only North Texas in touchdowns scored by true freshmen (26) and freshmen overall (29). 175. UO has rushed and passed for at least 175 yards nine times and has held opponents under both marks nine times.



HC Dan Lanning leads all active FBS head coaches in both wins (38-4) and winning percentage (90.5) since 2023.



AUTZEN ATTENDANCE RECORDS


	OPPONENT	ATTENDANCE	DATE
1.	Ohio State	60,129	10/12/2024
2.	Arizona State	60,055	10/15/2011
3.	Washington	60,017	11/06/2010
4.	Arizona	59,990	11/26/2010
5.	Oregon State	59,987	11/24/2023
6.	UCLA	59,962	10/22/2022
7.	USC	59,957	11/11/2023
8.	USC	59,933	11/19/2011
9.	Colorado	59,889	9/23/2023
10.	Illinois	59,830	10/26/2024
11.	Stanford	59,818	10/02/2010
12.	Michigan State	59,802	10/4/2024
	Oregon State	59,802	11/26/2011
14.	Indiana	59,625	10/11/2025
15.	Washington	59,603	11/30/2024
16.	Oregon State	59,597	12/03/2009
17.	USC	59,592	10/31/2009
18.	USC	59,588	11/22/2025
19.	Michigan State	59,456	9/06/2014
20.	Arizona State	59,379	11/03/2007

All-time crowds in excess of 50,000 at Autzen: 150 (Out of possible 156 since 2002)

ROAD WINNING STREAK

Current Streak: 12 games
(longest active streak in the nation)
Last Loss: 10/14/23 at #8 Washington (36-33)

Date	Opponent	Result
11/29/25	at Washington	W, 26-14
11/8/25	at #20 Iowa	W, 18-16
10/18/25	at Rutgers	W, 56-10
9/27/25	at #3 Penn State	(20T) W, 30-24
9/13/25	at Northwestern	W, 34-14
11/18/24	at Wisconsin	W, 16-13
11/2/24	at Michigan	W, 38-17
10/18/24	at Purdue	W, 35-0
9/28/24	at UCLA	W, 34-13
9/14/24	at Oregon State	W, 49-14
11/18/23	at Arizona State	W, 49-13
10/28/23	at #13 Utah	W, 35-6



Oregon owns the nation's longest road winning streak at 12 games and has yet to lose a road game in the Big Ten (9-0).

TEAM NOTES

HOME COOKIN'

Oregon has been one of the most dominant teams in the nation at home over the last decade-plus, and the Ducks put together a perfect 7-0 home slate for the second year in a row in 2024. It was Oregon's fifth undefeated regular season at home since 2019 and 12th in program history. The Ducks extended their home winning streak to a FBS-best 18 games with a 3-0 start in 2025 before suffering their first loss at home since 2022 in Week 7 against then-No. 7 Indiana, ending the nation's longest regular-season win streak at 23 games, but they got right back in the win column with a 21-7 win over Wisconsin on Oct. 25. Oregon completed a 6-1 home slate during the 2025 regular season with back-to-back wins over Minnesota and USC, and then made history with a win over James Madison in Autzen's first-ever College Football Playoff game. UO is 45-2 (.957) at home since an overtime loss to Stanford on Sept. 22, 2018, a span that included 23 straight home wins to match the longest home win streak in program history. Oregon is 54-4 (.931) at home since the start of the 2017 season, boasting the nation's fourth-best win percentage and third-most wins during that time. Oregon owns a stellar 26-2 (.929) record inside Autzen Stadium under head coach **Dan Lanning** since the start of the 2022 season.

Oregon's success at home against nonconference opponents extends even further, as the Ducks own the nation's longest active nonconference home winning streak at 38 games after dominant wins over Montana State, Oklahoma State, Oregon State and James Madison. UO has not lost a nonconference home game since Sept. 20, 2008 - a 37-32 loss to Boise State - and has been dominant overall in Autzen Stadium in that span with an 101-12 (.894) record at home since the start of the 2009 season. Oregon's win over Oregon State in Week 4 was the 100th nonconference victory in Autzen Stadium history, and the Ducks' CFP win over James Madison ensured they will take the nation's longest nonconference home winning streak into 2026.

Active Home Nonconference Winning Streaks (Last home nonconference loss)

1. Oregon - 38 (9/20/2008)
2. Utah - 33 (9/8/2007)
3. Penn State - 30 (9/21/2013)

RIVALRY WIN SECURES CFP BID

The Ducks clinched a spot in the College Football Playoff for the second year in a row and capped an 11-1 regular season with a 26-14 rivalry win at Washington on Nov. 29. Oregon led 13-7 at halftime and a UW touchdown brought UO's lead to just 19-14 with 8:54 remaining in the game, but the Ducks responded in less than a minute with a 64-yard touchdown pass from QB **Dante Moore** to WR **Malik Benson** to all but put the game away. DB **Dillon Thieneman** officially sealed the win with an interception in the final two minutes. Oregon held Washington to just 283 total yards of offense, including only 129 passing yards.

SENIOR DAY A CELEBRATION FOR DUCKS

Facing a potent USC passing attack and battling through multiple injuries to key contributors, the Ducks proved to be the tougher team both physically and mentally in a 42-27 win over the No. 15 Trojans on Nov. 22 in what was billed as a College Football Playoff elimination game at Autzen Stadium. USC scored a touchdown on its opening drive - the first team to do so against Oregon this season - but the Ducks answered with four first-half touchdowns to take the lead and never let it go. Touchdowns by RB **Jordan Davison** and TE **Kenyon Sadiq** helped make it a 14-14 game early in the second quarter, before WR **Malik Benson** put Oregon ahead for good with an 85-yard punt return for a touchdown.

SAPPINGTON'S KICK SEALS TOP-20 ROAD WIN

Oregon outlasted Iowa in a top-20 thriller on Nov. 8 in Kinnick Stadium, winning on a 39-yard field goal by K **Atticus Sappington** with three seconds remaining to extend the nation's longest active road winning streak. It was Big Ten football at its core, and Oregon fit right in with 261 yards rushing while holding the Hawkeyes to just 101. Oregon went 54 yards in 10 plays to set up the game-winner after Iowa scored a go-ahead touchdown with 1:51 to play, headlined by a crucial 24-yard pass by QB **Dante Moore** to WR **Malik Benson**. Sappington was 3-for-3 on field goals, including earlier makes of 46 and 40 yards.

DOMINANT BOUNCEBACK EFFORT

It was all Oregon in every phase of the game in Week 8 at Rutgers as the Ducks bounced back from their lone loss of the season with a 56-10 victory in New Jersey. Oregon's 46-point win was historic in multiple ways, including:

- » The second-largest margin of victory in a conference road game in program history (49 at Washington State, 9/27/08), and tied for seventh-largest in conference games overall.
- » The eighth 40-plus point victory all-time in a conference road game, and first since 2018.
- » 42 points in the first half marked the 27th 40-plus point half in UO history, including the fifth under head coach Dan Lanning and the second this season (41 in first half vs. Oklahoma State).
- » 750 total yards of offense were the fourth-most in UO single-game history and most since Nov. 7, 2015.
- » 12.50 total yards per play set a new program record and the highest by a Big Ten team since Oct. 2, 2010 (Michigan, 12.76).
- » Just 202 total yards allowed, the seventh-lowest in a conference road game since 1996 and lowest since Sept. 28, 2024, at UCLA.
- » Gave up only 2.93 total yards per play, Oregon's lowest allowed in a game since Sept. 7, 2019, vs. Nevada (2.82), lowest in a conference game since Nov. 4, 2006, vs. Washington (2.51), and lowest in a road conference game since Nov. 21, 1992, at Washington (2.00).
- » First game in program history with at least 750 total yards of offense and less than 250 total yards allowed, and just the third with at least 700 total yards and less than 250 yards allowed.



FUTURE BIG TEN GAMES

2026

Home	Away
Michigan	Illinois
Nebraska	Michigan State
Northwestern	Ohio State
UCLA	USC
Washington	

2027

Home	Away
Iowa	Maryland
Ohio State	Michigan State
Penn State	Nebraska
Purdue	UCLA
	Washington

2028

Home	Away
Illinois	Indiana
Michigan State	Minnesota
Rutgers	Penn State
USC	Wisconsin
Washington	

NFL DRAFT PICKS UNDER LANNING

2025 (program record 10 selections)

Name	Round (Pick)	Team
DT Derrick Harmon	1 (21)	Pittsburgh Steelers
OL Josh Conerly Jr.	1 (29)	Washington Commanders
TE Terrance Ferguson	2 (46)	Los Angeles Rams
DE Jordan Burch	3 (78)	Arizona Cardinals
DT Jamaree Caldwell	3 (86)	Los Angeles Chargers
QB Dillon Gabriel	3 (94)	Cleveland Browns
RB Jordan James	5 (147)	San Francisco 49ers
ILB Jeffrey Bassa	5 (156)	Kansas City Chiefs
OL Ajani Cornelius	6 (204)	Dallas Cowboys
WR Tez Johnson	7 (235)	Tampa Bay Buccaneers

2024

Name	Round (Pick)	Team
QB Bo Nix	1 (12)	Denver Broncos
OL Jackson Powers-Johnson	2 (44)	Las Vegas Raiders
WR Troy Franklin	4 (102)	Denver Broncos
DB Khyree Jackson	4 (108)	Minnesota Vikings
DE Brandon Dorlus	4 (109)	Atlanta Falcons
DB Evan Williams	4 (111)	Green Bay Packers
RB Bucky Irving	4 (125)	Tampa Bay Buccaneers
ILB Jamal Hill	6 (188)	Houston Texans

2023

Name	Round (Pick)	Team
DB Christian Gonzalez	1 (17)	New England Patriots
OLB DJ Johnson	3 (80)	Carolina Panthers
ILB Noah Sewell	5 (148)	Chicago Bears
OL Malaesala Aumavae-Laulu	6 (199)	Baltimore Ravens
DL Jordon Riley	7 (243)	New York Giants
OL Alex Forsyth	7 (257)	Denver Broncos

TEAM NOTES

DUCKS OUTLAST NITTANY LIONS IN DOUBLE OT

The game lived up to the hype. A touchdown for the Ducks in double overtime followed by an interception of Penn State clinched a win for the UO football team in a battle of top-10 teams at Beaver Stadium on Sept. 27. Playing in front of the biggest crowd ever to watch a UO football game, a frenzied "white out" of 111,015 Nittany Lions fans, the No. 6 Ducks silenced them all when DB **Dillon Thieneman** picked off Drew Allar on then-No. 3 Penn State's first play of double overtime for a 30-24 Oregon victory. The rematch of the 2024 Big Ten Championship Game saw the Ducks top the Nittany Lions again, earning the eighth top-three victory in program history. It was the first overtime game as a head coach for **Dan Lanning** and Oregon's first overtime contest since an OT loss at Stanford on Oct. 2, 2021. It marked UO's first overtime win since Oct. 13, 2018, vs. Washington, and first on the road since a three-overtime thriller at Arizona State on Oct. 29, 2015.

HISTORIC BEATDOWN

The Ducks improved to 2-0 with a one-sided, 69-3 victory over Oklahoma State on Sept. 6 at Autzen Stadium. Oregon was incredibly balanced on offense with 319 yards passing and 312 rushing while scoring touchdowns on nine of its first 11 drives. Defensively, the Ducks held Oklahoma State to just 211 total yards, including only 67 through the air, and had two touchdowns on pick-sixes by ILB **Jerry Mixon** and DB **Peyton Woodyard**.

- » The 66-point victory was the ninth-largest in program history, and largest since an 81-7 win over Portland State in the 2023 opener.
- » It was the largest margin of victory ever for Oregon against a Power 4 team, and third-largest against an FBS team.
- » 12th 60-plus point win in program history and 24th of 50-plus points.
- » 66-point win was the fifth-largest in Autzen Stadium history and seventh of 60-plus points.
- » 69 points tied for the eighth-most for Oregon in the modern era.
- » 28 points in the third quarter (14 offensively, 14 defensively) tied for ninth-most in a quarter in program history.
- » The 66-point defeat was the largest for Oklahoma State since 1907.

FAMILY AFFAIR

The Ducks' 2025 roster features a handful of family connections to current and former Ducks:

- » DB **Cruz Rushing** and OLB **Elijah Rushing** are brothers.
- » OLB **Teitum Tuioti** is the son of defensive line coach **Tony Tuioti**.
- » OL **Iapani Laloulu** is the younger brother of former Oregon OL **Faaope Laloulu**.
- » QB **Akili Smith Jr.** is the son of former Oregon QB **Akili Smith** (1997-98), the No. 3 overall pick in the 1999 NFL Draft.
- » WR **Brady Bidwell** and WR **Aaron Bidwell** are the sons of former Oregon punter and current team chaplain **Josh Bidwell**.
- » DB **Jadon Canady** is the brother of former Oregon track and field standout **Braxton Canady**.

BROAD-BASED EXCELLENCE

Oregon Athletics captured eight Big Ten championships in its inaugural year in the league in 2024-25, as football was joined by women's cross country, men's and women's indoor track and field, women's golf, softball, baseball and men's outdoor track and field. It was the most conference titles in a single academic year ever for the department, which earned its highest finish in the Learfield Directors' Cup since 2016-17 in 18th. With Big Ten titles by the UO men's and women's cross country teams this fall, the Ducks are already up to 10 conference titles as a department since joining the league.

NFL DRAFT FACTORY

The Ducks have sent players to the NFL at a rapid rate since head coach **Dan Lanning** took over the program, with 24 total draft picks across the last three years. Oregon has set the program record for NFL Draft selections in each of the last two years, with eight in 2024 before a whopping 10 Ducks were selected in 2025. Oregon has had a first-round selection each year under Lanning, including a pair of first rounders in 2025 with DT **Derrick Harmon** (No. 21, Pittsburgh Steelers) and OL **Josh Conerly Jr.** (No. 29, Washington Commanders).

QBU

Oregon made history during Week 8 of the NFL season as four former Duck quarterbacks all got starts in the same week for the first time. **Justin Herbert** (Los Angeles Chargers), **Bo Nix** (Denver Broncos), **Dillon Gabriel** (Cleveland Browns) and **Marcus Mariota** (Washington Commanders) all earned starting nods, after multiple weeks where three of the former UO signal callers started in the same week. Prior to this season, the only other time at least three former Oregon quarterbacks all started in the NFL in the same week was 2007 with **Kellen Clemens**, **A.J. Feeley** and **Joey Harrington**.



2025-26 DUCK TRENDS

	Overall	Big Ten	Streak
Record	13-1	8-1	W8
At Home	7-1	3-1	W4
On the Road	5-0	5-0	W12
Neutral	1-0	0-0	W1
August	1-0	0-0	W2
September	4-0	2-0	W15
October	2-1	2-1	W2
November	4-0	4-0	W12
December	1-0	0-0	W2
January	1-0	0-0	W1
vs. Unranked Opponents	8-0	5-0	W39
vs. Ranked Opponents	5-1	3-1	W4
Record in Games...			
Decided by 7 points or less	2-0	2-0	W5
Decided by 3 points or less	1-0	1-0	W4
During the day	10-1	5-1	W6
At night	3-0	3-0	W9
Record When Scoring...			
Less than 21 points	1-1	1-1	W1
21+ points	12-0	7-0	W12
30+ points	9-0	5-0	W21
40+ points	7-0	3-0	W44
50+ points	4-0	1-0	W91
Record When Allowing...			
7 points or less	5-0	2-0	W69
10 points or less	6-0	3-0	W67
14 points or less	9-0	5-0	W111
24 points or less	11-0	7-0	W44
More than 24 points	2-1	2-1	W2
Record When...			
Scoring first	10-0	5-0	W44
Opponents score first	3-1	3-1	W2
Leading after the 1st qtr	10-0	6-0	W42
Trailing after the 1st qtr	0-1	0-1	L2
Tied after the 1st qtr	3-0	2-0	W9
Leading at halftime	12-0	7-0	W36
Trailing at halftime	0-1	0-1	L2
Tied at halftime	1-0	1-0	W5
Leading after the 3rd qtr	13-0	8-0	W26
Trailing after the 3rd qtr	0-1	0-1	L2
Tied after the 3rd qtr	0-0	0-0	W2
In overtime games	1-0	1-0	W1
Record With...			
Less than 400 yards total offense	5-1	4-1	W4
400+ yards total offense	8-0	4-0	W25
500+ yards total offense	6-0	2-0	W13
600+ yards total offense	2-0	1-0	W40
700+ yards total offense	1-0	1-0	W11
Less than 100 yards rushing	1-1	0-1	W1
100+ yards rushing	12-0	8-0	W26
200+ yards rushing	7-0	3-0	W13
250+ yards rushing	5-0	2-0	W6
300+ yards rushing	2-0	1-0	W3
Less than 200 yards passing	4-1	3-1	W2
200+ yards passing	10-0	5-0	W10
300+ yards passing	5-0	2-0	W13
400+ yards passing	0-0	0-0	W14
A 100-yard rusher	4-0	4-0	W13
2+ 100-yard rushers	1-0	1-0	W2
A 100-yard receiver	2-0	1-0	W2
2+ 100-yard receivers	0-0	0-0	W15
Record When Allowing...			
Less than 200 total yards	1-0	0-0	W14
Less than 300 total yards	9-0	5-0	W28
Less than 400 total yards	11-1	7-1	W6
400+ total yards	1-0	0-0	W1
Less than 100 rush yards	5-0	2-0	W14
Less than 150 rush yards	9-1	5-1	W5
Less than 200 rush yards	13-1	8-1	W8
200+ rush yards	0-0	0-0	W3
Less than 100 pass yards	4-0	2-0	W8
Less than 200 pass yards	10-0	6-0	W26
Less than 250 pass yards	10-1	6-1	W6
Less than 300 pass yards	10-1	6-1	W6
300+ pass yards	2-0	1-0	W2
A 100-yard rusher	3-0	2-0	W5
A 100-yard receiver	1-1	0-1	W1
Record When Having...			
No turnovers	6-0	3-0	W6
1-2 turnovers	6-1	4-1	W5
3 or more turnovers	1-0	1-0	W3
No takeaways	3-0	1-0	W3
1-2 takeaways	8-1	6-1	W4
3 or more takeaways	2-0	1-0	W5
Win turnover battle	9-0	6-0	W20
Lost turnover battle	2-1	1-1	W2
Turnovers even	2-0	1-0	W2
More than 30:00 TOP	6-0	4-0	W7
Less than 30:00 TOP	7-1	4-1	W12

UNDER DAN LANNING

	Overall	Home	Away	Neutral	Streak
Record	48-7	26-2	18-2	4-3	W8
Conference Record	32-4	16-2	16-2	0-0	W6
Nonconference Record	16-3	10-0	2-0	4-3	W5
August	2-0	2-0	0-0	0-0	W2
September	15-1	8-0	7-0	0-1	W15
October	12-2	8-1	4-1	0-0	W2
November	14-2	8-1	6-1	0-0	W12
December	3-1	0-0	0-0	2-1	W2
January	2-1	0-0	0-0	2-1	W1
vs. Unranked Opponents	33-0	17-0	15-0	1-0	W33
vs. Ranked Opponents	15-7	9-2	3-2	3-3	W4
Record in Games...					
Decided by 7 points or less	8-4	3-1	4-2	1-1	W5
Decided by 3 points or less	7-3	3-1	3-1	1-1	W4
During the day	30-6	16-2	12-2	2-2	W5
At night	17-1	9-0	6-0	2-1	W9
Record When Scoring...					
Less than 21 points	3-2	1-1	2-0	0-1	W1
21+ points	45-5	25-1	16-2	4-2	W12
30+ points	39-4	23-1	14-2	2-1	W21
40+ points	25-0	15-0	8-0	2-0	W25
50+ points	8-0	7-0	1-0	0-0	W8
Record When Allowing...					
7 points or less	11-0	6-0	3-0	2-0	W11
10 points or less	16-0	9-0	5-0	2-0	W16
14 points or less	26-0	13-0	11-0	2-0	W26
24 points or less	37-0	19-0	16-0	2-0	W37
More than 24 points	11-7	7-2	2-2	2-3	W2
Record When...					
Scoring first	35-0	21-0	11-0	3-0	W35
Opponents score first	13-7	5-2	5-3	1-2	W2
Leading after the 1st qtr	34-0	21-0	11-0	2-0	W34
Trailing after the 1st qtr	5-7	1-2	3-2	1-3	L2
Tied after the 1st qtr	8-0	4-0	3-0	1-0	W9
Leading at halftime	43-1	26-0	14-1	3-0	W36
Trailing at halftime	4-6	1-2	2-1	1-3	L2
Tied at halftime	1-0	0-0	1-0	0-0	W1
Leading after the 3rd qtr	42-3	25-1	14-1	3-1	W24
Trailing after the 3rd qtr	5-4	1-1	3-1	1-2	L2
Tied after the 3rd qtr	1-0	1-0	0-0	0-0	W1
In overtime games	1-0	0-0	1-0	0-0	W1
Record With...					
Less than 400 yards total offense	10-4	4-1	5-0	1-3	W4
400+ yards total offense	38-3	22-1	14-2	2-0	W25
500+ yards total offense	13-2	15-1	7-1	1-0	W13
600+ yards total offense	6-0	3-0	3-0	0-0	W6
700+ yards total offense	2-0	1-0	1-0	0-0	W2
Less than 100 yards rushing	2-2	1-1	0-0	1-1	W1
100+ yards rushing	46-5	25-1	18-2	3-2	W26
200+ yards rushing	22-2	16-1	5-1	1-0	W12
250+ yards rushing	10-1	7-1	3-0	0-0	W6
300+ yards rushing	5-1	3-1	2-0	0-0	W3
Less than 200 yards passing	5-2	3-1	2-0	0-1	W2
200+ yards passing	43-5	23-1	16-2	4-2	W10
300+ yards passing	19-2	12-0	6-2	1-0	W13
400+ yards passing	6-0	2-0	3-0	1-0	W6
A 100-yard rusher	19-2	12-1	5-1	2-0	W14
2+ 100-yard rushers	2-1	1-1	1-0	0-0	W2
A 100-yard receiver	20-4	10-1	8-2	2-1	W1
2+ 100-yard receivers	3-0	3-0	0-0	0-0	W3
Record When Allowing...					
Less than 200 total yards	6-0	4-0	1-0	1-0	W6
Less than 300 total yards	25-0	15-0	9-0	1-0	W25
Less than 400 total yards	37-2	19-1	14-1	2-0	W5
400+ total yards	8-5	4-1	3-1	1-3	W1
Less than 100 rush yards	20-1	14-0	5-1	1-0	W14
Less than 150 rush yards	37-4	21-2	14-1	2-1	W6
Less than 200 rush yards	45-6	25-2	17-1	3-3	W8
200+ rush yards	3-1	1-0	1-1	1-0	W3
Less than 100 pass yards	7-1	5-0	2-1	0-0	W6
Less than 200 pass yards	29-1	15-0	12-1	2-0	W26
Less than 250 pass yards	37-2	20-1	14-1	3-0	W6
Less than 300 pass yards	40-2	21-1	15-1	4-0	W6
300+ pass yards	8-5	6-1	2-1	0-3	W2
A 100-yard rusher	6-3	3-0	2-2	1-1	W5
A 100-yard receiver	6-6	5-2	1-1	0-3	W1
Record When Having...					
No turnovers	22-3	13-0	7-2	2-1	W6
1-2 turnovers	24-4	12-2	10-0	2-2	W5
3 or more turnovers	2-0	1-0	1-0	0-0	W2
No takeaways	11-2	7-0	3-0	1-2	W3
1-2 takeaways	29-4	16-2	11-1	2-1	W4
3 or more takeaways	8-1	3-0	4-1	1-0	W5
Win turnover battle	29-2	15-0	11-2	3-0	W20
Lost turnover battle	9-2	4-1	2-0	1-1	W2
Turnovers even	10-3	5-1	5-0	0-2	W2
More than 30:00 TOP	28-4	16-1	9-2	3-1	W7
Less than 30:00 TOP	20-3	8-1	9-0	1-2	W12



OFFENSIVE NOTES - TEAM

SCORING AT WILL

Oregon's offense has been among the most dominant in the nation since HC **Dan Lanning** took over in 2022, and the Ducks have kept up that reputation in 2025-26. Oregon is No. 9 nationally in scoring offense (38.0 PPG) while ranking 14th in total offense (457.5 YPG), scoring at least 30 points in nine of 14 games in 2025 as well as 34 of its last 42 contests since the start of 2023. UO followed up its 59-point output vs. Montana State in the season opener with a 69-point explosion against Oklahoma State in Week 2, scoring 50-plus points in back-to-back games for the first time under Lanning and first time since the first two games of 2018. The Ducks added their third 55-plus point game of the year in Week 8 at Rutgers with 56 points in a historic offensive performance, marking the first time UO has scored at least 55 points three times in a season since 2023 and eighth time since 2010. Oregon surpassed the 50-point mark for the fourth time in its 51-34 win over James Madison to kick off the College Football Playoff, scoring touchdowns on each of its first five drives of the game.

- » Tied for No. 5 nationally with 68 total touchdowns scored.
- » One of six FBS teams with at least four 50-plus point games, and one of eight with at least three games of 55-plus points.
- » Since 2022, Oregon leads the nation with 44 total 30-plus point games.
- » Seven games of 40-plus points this season, including three of the last five contests.
- » Oregon is 8-0 under Lanning when scoring 50-plus points and 25-0 when scoring at least 40 points.
- » Oregon has won 44 straight games when scoring 40-plus points and 91 straight when scoring 50-plus.
- » 51 points vs. James Madison tied for the sixth-most points scored in a College Football Playoff game.
- » Oregon became the first team in CFP history to score touchdowns on each of its first five drives by five different players.
- » 69 points vs. Oklahoma State were the third-most points scored under Lanning; UO scored 70 vs. Eastern Washington on Sept. 10, 2022, and broke the modern-era program scoring record with 81 vs. Portland State in the 2023 season opener.
- » 69 points tied for the program's eighth-most in the modern era, and tied for eighth-most in Autzen Stadium history.
- » UO has scored 60-plus points four times under Lanning.
- » Since 2022, Oregon leads the nation in points per game (39.0), total points (2,143) and total touchdowns (280).
- » Since OC **Will Stein** arrived in 2023, UO leads the nation in points per game (39.0) and touchdowns (214).
- » Stein will take over as the head coach at Kentucky following the Ducks' College Football Playoff run.

INCREDIBLE BALANCE

You couldn't ask for a more balanced offense than what Oregon has produced so far in 2025-26. The Ducks are one of just five FBS teams averaging at least 200 rushing yards (206.14) and 250 passing yards (251.4) per game, and are the only team in the CFP field averaging those marks. After being perfectly balanced in the season opener with 253 yards both rushing and passing, the Ducks racked up 319 passing yards and 312 rushing yards vs. Oklahoma State. It was the first time since the 2023 season opener vs. Portland State that Oregon had at least 300 yards both rushing and passing in the same game, and the Ducks shattered those marks in Week 8 with 415 rushing yards and 335 passing yards at Rutgers. Oregon and CFP first-round opponent James Madison are the only FBS teams this season with multiple games of 300-plus yards both passing and rushing, and the Ducks have done so multiple times in a season for the first time since 2015. Oregon is also one of only three FBS schools (Boise State, South Florida) in 2025 to have four games of 250-plus yards both passing and rushing, and the Ducks are the only team to reach 400 yards rushing and 300 yards passing in the same game.

- » UO is No. 14 nationally in total yards per game (457.5) and No. 8 in total yards per play (6.95).
- » Oregon averaged 9.7 total yards per play vs. James Madison, the highest mark by any team in a CFP game.
- » At least 175 yards both rushing and passing in nine of 14 games.
- » 65 offensive touchdowns have come from 12 different players.
- » Multiple games of 600-plus total yards in a season for the first time since 2023.
- » UO has won 40 consecutive games when finishing with at least 600 yards of total offense.

RUN THE ROCK

Led by a deep running back room and one of college football's elite offensive lines, Oregon has featured one of the nation's most dynamic rushing attacks this season. Oregon is tied for No. 11 nationally in yards per rush at 5.50 while ranking 15th with 206.14 rushing yards per game. The Ducks have rushed for at least 200 yards in seven of 14 games this season, including a run of three straight with 415 at Rutgers, 203 against Wisconsin and 261 at Iowa. Oregon has rushed for at least 250 yards five times, and its 415 yards on the ground at Rutgers were the most by the Ducks since going for 477 against California on Nov. 7, 2015. The Ducks are tied for No. 5 nationally with 31 rushes of 20-plus yards and tied for seventh with 15 rushes of 30-plus yards.

- » 34 rushing touchdowns this season, tied for No. 10 in the nation.
- » Season-high five rushing touchdowns in each of the first two games of 2025 vs. Montana State and Oklahoma State.
- » Rushed for at least 250 yards and five TDs in each of the first two games, doing so for the first time since the 2023 opener.
- » UO averaged 11.5 yards per rush at Rutgers, the program's highest average in a game since at least 1975.
- » 415 rushing yards at Rutgers are the ninth-most by any FBS team this season, and most by a Big Ten team.

2025 OFFENSIVE RANKINGS

Category	Stat	BIG	FBS
20+ Yard Plays	95	1	1
20+ Yard Passes	31	1	3
20+ Yard Rushes	64	1	5
Total Yards Per Play	6.95	3	8
Rushing Touchdowns	34	1	T-10
Yards Per Rush	5.50	1	11
Completion Pct.	72.8	2	3
Total Yards	6,405	2	5
Touchdowns	68	2	T-5
Points Per Game	38.0	2	9
Rushing Yards	2,886	2	12
50+ Yard Plays	11	2	14
Turnover Margin Per Game	0.64	2	T-16
Rushing First Downs	140	2	T-20
Passer Rating	166.84	3	6
Total First Downs	312	3	T-12
Total Yards Per Game	457.5	3	14
Rushing Yards Per Game	206.14	3	15
Passing Yards	3,519	3	24
Passing Touchdowns	29	3	T-16
10+ Yard Plays	206	3	T-17
Sacks Allowed	16.0	T-3	T-14
Tackles For Loss Allowed	54.0	T-3	T-16
Passing First Downs	150	T-3	T-28
Yards Per Pass Att.	8.9	4	T-12
10+ Yard Rushes	131	4	T-22
50+ Yard Rushes	5	T-4	T-10
Passing Yards Per Game	251.4	5	41
3rd Down Conversion Pct.	45.66	6	27
First Downs Per Game	22.3	6	T-30
4th Down Conversion Pct.	60.0	T-6	T-36

OFFENSIVE RANKINGS SINCE 2022

Category	Stat	BIG	FBS
Points Per Game	39.0	1	1
Total Points	2,143	1	1
Touchdowns	280	1	1
Completion Percentage	73.7	1	1
Touchdowns to Interceptions	4.76	1	1
Completions	1,329	1	2
Sacks Allowed	47	1	2
Total First Downs	1,350	1	2
Yards Per Rush	5.3	1	3
Rushing First Downs	571	1	7
Passing Touchdowns	138	T-1	T-1
3rd Down Conversion Pct.	47.6	2	2
Passer Rating	170.3	2	2
Rushing Touchdowns	131	2	7
Rushing Yards Per Game	190.6	2	17
Passing Yards Per Game	290.7	3	7
Passing First Downs	694	4	8



MOST POINTS SCORED

IN A GAME (MODERN ERA)

1.	81	Portland State	9/2/23
2.	77	Nevada	9/7/19
	77	Southern Utah	9/2/17
4.	72	New Mexico	9/4/10
	72	Nevada	9/18/99
6.	70	Eastern Washington	9/10/22
	70	Colorado	10/27/12
8.	69	Oklahoma State	9/6/25
	69	Oregon State	11/25/17
	69	Nevada	9/10/11
	69	Portland State	9/18/10

IN A QUARTER (since 1950)

1.	35	Oregon State (2Q)	11/25/17
2.	32	Idaho State (2Q)	10/15/88
3.	31	New Mexico (2Q)	9/4/10
4.	30	Bowling Green (2Q)	9/1/18
5.	29	at Washington State (4Q)	9/24/22
	29	at Colorado (1Q)	10/5/13
	29	Arkansas State (1Q)	9/1/12
	29	at Colorado (1Q)	10/22/11
9.	28	Oklahoma State (3Q)	9/6/25
	28	vs. Liberty (2Q)	1/1/24
	28	19 more	


NUMBERS TO KNOW

5 Vs. JMU, Oregon became the first team to score touchdowns on each of its first five drives by five different players in a CFP game

Oregon averaged 9.6 total yards per play vs. James Madison, highest by any team in a CFP game since its inception in 2014. **9.7**

Oregon leads the nation since 2022 with 44 games of 30-plus points, three more than second-place Georgia (41). **30**

UO is one of just three schools (Boise State, South Florida) with four games of 250-plus yards both rushing and passing in 2025. **250**



Oregon leads the nation with 95 plays of 20-plus yards this season, racking up nine explosive plays in the first round of the College Football Playoff vs. James Madison.

OFFENSIVE NOTES - TEAM

EXPLOSIVE DUCKS

Oregon has been one of the best teams in the nation this season at generating chunk plays, leading the FBS with 95 plays of 20-plus yards while ranking third in passes of 20-plus yards (64) and tied for fifth in rushes of 20-plus yards (31). The Ducks ripped off a season-high 15 plays of 20-plus yards in Week 8 at Rutgers, and they have three games with double-digit 20-plus yards plays this season with 10 against both Oklahoma State and Iowa. Oregon also has 11 plays of 50-plus yards, including three at Rutgers. The Ducks got rushes of 68 (RB **Noah Whittington**) and 67 (RB **Jordon Davison**) yards at Rutgers and are tied for 12th nationally with three rushes of 60-plus yards this season, with RB **Dierre Hill Jr.** breaking loose for 66 yards in Week 3 at Northwestern.

- » Nine plays of 20-plus yards in the CFP first round vs. James Madison (six passing, three rushing), including a 56-yard touchdown run by Hill.
- » Back-to-back touchdowns of 50-plus yards vs. Oklahoma State on a 59-yard run by Whittington and a 65-yard touchdown pass from QB **Dante Moore** to WR **Dakorien Moore**.
- » 64-yard TD pass from Moore to WR **Malik Benson** to help Oregon pull away at Washington in regular-season finale.
- » Two games this season with a 50-plus yard pass and 50-plus yard rush; four under HC **Dan Lanning** and 23 since 1996.
- » Seven different Ducks have at least one rush of 25-plus yards this season, and nine different players have recorded at least one reception of 25-plus yards.

GET IT TO THE OPEN MAN

The Ducks have boasted the nation's most accurate passing attack under head coach **Dan Lanning** and offensive coordinator **Will Stein**, leading the nation in completion percentage in both 2022 (71.3) and 2023 (77.2) before ranking second in 2024 (73.2). Quarterback **Bo Nix** ranked second among FBS quarterbacks in 2022 (71.9) before setting a new NCAA single-season record in 2023 (77.4), and **Dillon Gabriel** tied for No. 3 in the country last season (72.9). QB **Dante Moore** has continued the trend for the Ducks through 14 games as the starter, ranking third nationally with a 72.9 completion percentage. Oregon's combined completion percentage of 73.7 (1,329-of-1,803) since 2022 is far and away the best in the nation, with Ohio State second at 69.8. The Ducks' 74.5 mark (1,021-of-1,371) since 2023 is nearly four points better than No. 2 Ohio State (70.7).

- » Moore (27-of-30) broke the UO single-game record for completion percentage at 90.0 in Week 12 vs. Minnesota.
- » Oregon leads the nation in passer rating since 2023 (172.8) and is second since 2022 (170.3); No. 7 in 2024 (163.2).
- » Oregon is seventh in the FBS in passing yards per game since 2022 (290.7) and sixth since 2023 (292.6).

CLUTCH IN KEY SPOTS

Oregon has been solid in clutch situations in 2025-26, converting 79-of-173 third-down attempts to rank 27th nationally with a 45.7 conversion percentage. The Ducks have converted at least 50.0 percent of their third-down opportunities in five of their last eight games, after going 3-of-6 in the CFP first round against James Madison. The Ducks were just 6-of-17 on third down at Penn State in Week 5, but they converted a whopping 5-of-7 tries on fourth down to keep drives alive. Oregon's five fourth-down conversions are tied for fifth-most by any FBS team in a game so far this season and tied for the most by a UO team since at least 1996, matching the five conversions against Oregon State on Nov. 24, 2012. The Ducks used a similar formula in the CFP Quarterfinal at the Orange Bowl against Texas Tech, overcoming a 4-of-19 day on third down with a 4-of-8 performance on fourth down. Oregon is 18-of-30 on fourth down this season, tying for 28th nationally in conversions and 36th in conversion percentage (60.0).

OFFENSE DIALED IN CFP OPENER

Oregon's offense put on a show in front of a national audience to open the College Football Playoff, putting up 514 total yards of offense in a 51-34 win over James Madison. The Ducks made history by becoming the first team in the CFP era to score touchdowns on each of their first five drives by five different players, racing out to a 34-6 halftime lead. QB **Dante Moore** threw for three first-half touchdowns, hitting TE **Jamari Johnson** (41 yards), WR **Jeremiah McClellan** (20 yards) and WR **Malik Benson** (46 yards). Moore also rushed for a five-yard score, and RB **Dierre Hill Jr.** got loose for a 56-yard touchdown. Moore added a 45-yard touchdown pass to Benson in the third quarter, tying the program record for most touchdowns accounted for in a playoff or bowl game with five. Oregon passed for 313 yards and rushed for 201 while averaging 9.7 total yards per play, the highest mark by any team in a CFP game since its inception in 2014.

HISTORIC OFFENSIVE PERFORMANCE

The Ducks' offense was firing on all cylinders in Week 8 at Rutgers while producing one of the most prolific performances in program history. Oregon averaged a program record 12.50 total yards per play while racking up 750 total yards of offense, the fourth-most in program history and most since the program record of 777 was set on Nov. 7, 2015, vs. California. The Ducks leaned on a rushing attack that went off for 415 yards on the ground, most since running for 477 in that same game against the Golden Bears in 2015. Oregon's 11.5 yards per rush was its highest in a game since at least 1975 and just the third game since 1996 of at least 10.0 yards per carry. RB **Noah Whittington** (125 yards, 2 TDs) and RB **Jordon Davison** (100 yards, TD) became the first UO duo to each rush for 100 yards in a game since Oct. 21, 2023.

- » 12.50 total yards per play was the highest by a Big Ten team since Michigan (12.76) on Oct. 2, 2010, and the second-highest by any Big Ten team since 2000.
- » 750 total yards were Oregon's most under head coach **Dan Lanning** and offensive coordinator **Will Stein**, and the fourth-most in a game by any FBS team this season.
- » First 400-yard rushing game under Lanning and 15th since 1996.
- » Two rushes of 65-plus yards (68 yards by Whittington, 67 yards by Davison), the first time Oregon has had multiple 65-plus yard rushes in a game since Oct. 18, 2012, vs. Arizona State (**Marcus Mariota** and **Kenjon Barner**).
- » 15 total plays of 20-plus yards (10 passing, 5 rushing) and eight plays of 30-plus yards.



QB DANTE MOORE

NEW ERA UNDER CENTER

Oregon faced a new challenge at the quarterback position coming into 2025, after the two most experienced signal callers in college football history and back-to-back Heisman Trophy finalists led the Ducks over the last three seasons in **Bo Nix** and **Dillon Gabriel**. The Ducks turned to redshirt sophomore **Dante Moore** under center in 2025, after he transferred to Oregon from UCLA and sat behind Gabriel for a year in 2024. Moore has been one of the nation's top QBs this season while starting all 14 games for Oregon, completing 272-of-373 passes for 3,280 yards and 28 touchdowns against just nine interceptions. Moore was named the offensive MVP of the Orange Bowl while leading Oregon to the CFP Quarterfinal win over No. 4 Texas Tech, completing 26-of-33 passes for 234 yards. Moore completed 22-of-27 passes for 187 yards in the first half vs. the Red Raiders.

- » No. 3 nationally with a 72.9 completion percentage and No. 7 with a 166.73 passer rating.
- » Tied for No. 10 in the nation with 28 touchdown passes, one away from entering the UO single-season top 10.
- » Six games with at least three touchdown passes and three games with four TD passes.
- » Completed at least 70.0 percent of his passes in each of the first three games and nine of 134 overall.
- » 183-of-249 (73.5) for 2,204 yards and 17 touchdowns with just two interceptions in the first half of games this season.
- » Rushing touchdowns in back-to-back games vs. Washington and James Madison, the first two of his career.
- » All-Big Ten third-team selection by the media; honorable mention selection by the league's coaches.

DANTE DAZZLES IN CFP DEBUT

Moore was stellar in leading the Ducks to a 51-34 win over James Madison in the first round of the College Football Playoff. Moore completed 19-of-27 passes for a career-best 313 yards and a career-high tying four touchdowns, and he also rushed for a touchdown to tie Bo Nix (2024 Fiesta Bowl) for the most touchdowns accounted for by a Duck in a playoff or bowl game. Moore started the game 11-for-11 for 211 yards and three touchdowns while helping Oregon become the first team in a CFP game to score touchdowns on each of its first five drives by five different players. It was Moore's third game of four TD passes this season and third of 300-plus passing yards.

DEALIN' DANTE MAKES HISTORY

Moore etched his name in the Oregon record book in Week 12 against Minnesota, completing 27-of-30 passes for a career-high 306 yards and two touchdowns to break the UO single-game record for completion percentage at 90.0. He broke the previous record of 87.0 percent held by UO legend Marcus Mariota (20-of-23 at USC, 11/3/12) while becoming the first Duck to complete 90.0 percent of his passes in a game with at least 20 attempts. Moore's 306 passing yards broke his previous career high of 305 set earlier this year vs. Oregon State, and he joined UTSA's Owen McCown as the only FBS quarterbacks this season to record a completion percentage of 90.0 or better in a game with at least 30 pass attempts.

MOORE LEADS EXPLOSIVE OFFENSIVE EFFORT

Oregon's offense put up historic numbers in Week 8 at Rutgers with 750 total yards and 12.50 total yards per play, and Moore was at the center of the explosive output. The Ducks' QB completed 15-of-20 passes for 290 yards while matching his career high with four touchdown passes. He completed six straight passes of 20-plus yards in the first half, including three that went for touchdowns. Moore became the first Oregon QB since **Justin Herbert** in 2018 and just the eighth since 1996 to throw at least four touchdown passes in a game with 15 or fewer completions. Moore led all FBS quarterbacks in Week 8 with a 93.2 overall grade by Pro Football Focus and a 92.8 passing grade.

DANTE DELIVERS IN TOP-10 SHOWDOWN


Moore rose to the occasion in Oregon's thrilling double-overtime win at then-No. 3 Penn State on Sept. 27, staying calm in front of the biggest crowd ever to watch the Ducks play (111,015) and throwing two touchdowns in the overtime periods to lead UO to victory. Moore completed a career-high 29 passes on 39 attempts for 248 yards and three touchdowns, including a crucial connection with TE **Jamari Johnson** on fourth down for a touchdown to force a second overtime and then a 25-yard strike on the next play to WR **Gary Bryant Jr.** Moore was selected as the Big Ten Co-Offensive Player of the Week for his performance.

HOT START

Moore was terrific in his first career start for the Ducks to open the 2025 season, completing 18-of-23 passes for 213 yards and three touchdowns against Montana State. He became the first Oregon quarterback since **Dakota Prukop** in 2016 to throw at least three touchdowns in his Oregon starting debut. Moore found TE **Kenyon Sadiq** for a 20-yard touchdown pass in the first quarter for his first TD pass as a Duck. Moore followed up his impressive debut by completing 16-of-21 passes for 266 yards and three touchdowns in Week 2 against Oklahoma State, tossing three touchdown passes in back-to-back games for the first time in his career.

BETTER LATE THAN NEVER

Moore's path to Oregon wasn't a direct line, though he initially was committed to Oregon while coming out of Martin Luther King Jr. Senior High School in Detroit. Moore ultimately opted to sign with UCLA, where he started five games and appeared in nine contests as a true freshman in 2023 while completing 114-of-213 passes for 1,610 yards with 11 touchdowns and nine interceptions. Moore entered the transfer portal following his freshman season and quickly signed with the Ducks, learning behind QB **Dillon Gabriel** in 2024 while seeing action in five games and completing 7-of-8 passes for 49 yards.



CAREER & GBG STATS

CAREER PASSING

	COMP	ATT	PCT	YDS	TD	INT	LNG
2023 (UCLA)	114	213	53.5	1,610	11	9	81
2024	7	8	87.5	49	0	0	11
2025	272	373	72.9	3,280	28	9	65
OREGON	279	381	73.2	3,329	28	9	65
TOTAL	393	594	66.2	4,939	39	18	81

CAREER RUSHING

	GP	GS	CAR	YDS	AVG.	TD
2023 (UCLA)	9	5	45	-84	-1.9	0
2024	5	0	1	6	6.0	0
2025	14	14	68	184	2.7	2
OREGON	19	14	69	190	2.8	2
TOTAL	28	19	114	107	0.9	2

2025 GAME-BY-GAME PASSING

	COMP	ATT	PCT	YDS	TD	INT	LNG
MONTANA STATE	18	23	78.3	213	3	0	50
OKLAHOMA STATE	16	21	76.2	266	3	0	65
at Northwestern	16	20	80.0	178	1	1	27
OREGON STATE	21	31	67.7	305	4	0	49
at #3 Penn State	29	39	74.4	248	3	0	29
#7 INDIANA	21	34	61.8	186	1	2	44
at Rutgers	15	20	75.0	290	4	1	56
WISCONSIN	9	15	60.0	86	0	0	23
at #20 Iowa	13	21	61.9	112	0	1	24
MINNESOTA	27	30	90.0	306	2	0	38
#17 USC	22	30	73.3	257	2	1	30
at Washington	20	29	69.0	286	1	0	64
#24 JAMES MADISON	19	27	70.4	313	4	2	46
vs. #4 Texas Tech	26	33	78.8	234	0	1	27
TOTAL	272	373	72.9	3,280	28	9	65

Full career game-by-game stats on page 44

CAREER HIGHS

- Completions29 at Penn State (9/27/25)
- Attempts.....44 vs. Washington State (10/7/23)
- Completion Pct. (min: 10 att)90.0 vs. Minnesota (11/14/25)
- Passing Yards.....313 vs. James Madison (12/20/25)
- TD Passes4 (3x) last vs. James Madison (12/20/25)
- Interceptions.....3 at Oregon State (10/14/23)
- Long Pass81 at San Diego State (9/9/23)
- Rushes.....10 (3x) last at Penn State (9/27/25)
- Rushing Yards53 vs. Oregon State (9/20/25)
- Rushing TDs1 (2x) last vs. James Madison (12/20/25)
- 100-Yard Rushing Games.....none



TE KENYON SADIQ

SADIQ THE FREAK

Oregon offensive coordinator **Will Stein** has long lauded TE **Kenyon Sadiq** as one of the most talented playmakers in college football, and he has taken over as one of the nation's premier tight ends as a junior. After playing behind **Terrance Ferguson** - the most accomplished tight end in program history and a second-round NFL Draft pick - for two years, Sadiq has emerged as Oregon's top receiving option in 2025 with career highs of 46 receptions for 531 yards and eight touchdowns. Sadiq leads all FBS tight ends in touchdown receptions while ranking 11th in receiving yards and 10th in receptions. The Idaho Falls, Idaho, native caught a career-high eight passes for a career-high 96 yards and a touchdown in Week 12 against Minnesota before shining with six receptions for 72 yards and two scores in Week 13 vs. No. 15 USC. Sadiq was selected as a finalist for the 2025 John Mackey Award, presented to the most outstanding tight end in college football.

- » Second-team all-American by the FWAA, the Associated Press and the Walter Camp Football Foundation.
- » 2025 Big Ten Tight End of the Year and an all-Big Ten first-team selection by the coaches, media and Associated Press.
- » First Duck ever to be a John Mackey Award finalist after becoming the third UO player to be named a semifinalist.
- » 14 receptions for 168 yards and three TDs in first two games back after missing Week 11 matchup at Iowa due to injury.
- » Two touchdowns vs. USC marked his second multi-TD game of the season and third of his career.
- » Also had two TDs in Week 8 at Rutgers, catching four passes for 80 yards and two scores.
- » Has a touchdown in six of 13 games played this season, including three of the first four to open 2025.
- » 96 receiving yards vs. Minnesota were the most by a UO tight end in a game since **Jacob Breeland** (112) on Sept. 7, 2019.

FIRST RECORD FALLS

Sadiq's terrific junior season got him within striking distance of multiple program records by a tight end, and broke through the first of those barriers in the Orange Bowl against No. 4 Texas Tech. Sadiq caught four passes to get to 46 on the season, breaking the previous UO tight end single-season record of 43 held by Terrance Ferguson (2024) and Ed Dickson (2007). Sadiq's eight touchdowns are tied with **Tim Day** (2004) for the second-most in a season by an Oregon tight end, just one shy of matching **Justin Peelle** (2001) for the record., and he currently ranks fifth with 531 receiving yards. Sadiq is also tied for No. 8 all-time among Oregon tight ends with 11 career touchdown receptions, and he ranks sixth with 75 career receptions. He enters the CFP Semifinal just 137 yards away from becoming the 10th Oregon tight end to reach 1,000 career receiving yards.

BIG BREAKOUT

Sadiq showcased his incredible athleticism as a sophomore in the 2024 Big Ten Championship Game, where he scored Oregon's first two touchdowns of the game for the first multi-TD performance of his career. He went viral with his first touchdown of the night as he hurdled a Penn State defender for a 28-yard score. Sadiq would score again later in the first quarter on a two-yard pass, putting the nation on notice and setting the stage for 2025.

SINGLE-SEASON RECEPTIONS BY A TE

1.	46	Kenyon Sadiq	2025
2.	43	Terrance Ferguson	2024
	43	Ed Dickson	2007
4.	42	Terrance Ferguson	2023
	42	Ed Dickson	2009
	42	Dante Rosario	2006
7.	41	George Wrihster	2002
8.	38	Blake Spence	1997
9.	36	Josh Wilcox	1995
10.	35	Ed Dickson	2008
	35	Tim Day	2004

SINGLE-SEASON RECEIVING TDs BY A TE

1.	9	Justin Peelle	2001
2.	8	Kenyon Sadiq	2025
	8	Tim Day	2004
4.	6	Terrance Ferguson	2023
	6	Jacob Breeland	2019
	6	9 more tied	

SINGLE-SEASON RECEIVING YARDS BY A TE

1.	631	Blake Spence	1997
2.	591	Terrance Ferguson	2024
3.	568	George Wrihster	2002
4.	551	Ed Dickson	2009
5.	530	Kenyon Sadiq	2025
6.	508	Ed Dickson	2008
7.	491	Justin Peelle	2000
8.	457	Tim Day	2004
9.	456	Josh Wilcox	1995
10.	453	Ed Dickson	2007

CAREER RECEIVING TDs BY A TE

1.	16	Terrance Ferguson	2021-24
2.	15	Josh Wilcox	1993-96
3.	14	Justin Peelle	1999-01
4.	13	Jacob Breeland	2016-19
	13	Pharaoh Brown	2012-16
	13	Tim Day	2002-05
7.	12	Ed Dickson	2006-09
8.	11	Kenyon Sadiq	2023-Pres.
	11	Colt Lyerla	2011-13
	11	Dante Rosario	2003-06

CAREER RECEPTIONS BY A TE

1.	134	Terrance Ferguson	2021-24
2.	124	Ed Dickson	2006-09
3.	103	Josh Wilcox	1993-96
4.	94	Dante Rosario	2003-06
5.	91	Blake Spence	1994-97
6.	75	Kenyon Sadiq	2023-Pres.
7.	74	Jacob Breeland	2016-19
8.	70	Pharaoh Brown	2012-16
9.	67	David Paulson	2009-11
10.	63	Justin Peelle	1999-01
	63	Jeff Thomason	1988-91

CAREER RECEIVING YARDS BY A TE

1.	1,557	Ed Dickson	2006-09
2.	1,537	Terrance Ferguson	2021-24
3.	1,416	Josh Wilcox	1993-96
4.	1,367	Blake Spence	1994-97
5.	1,225	Jacob Breeland	2016-19
6.	1,041	David Paulson	2009-11
7.	1,011	Pharaoh Brown	2012-16
8.	1,008	Tim Day	2002-06
9.	1,003	Dante Rosario	2003-06
	863	Kenyon Sadiq	2023-Pres.



CAREER & GBG STATS

CAREER RECEIVING

	GP	GS	REC	YDS	TD	LNG	YPG
2023	14	0	5	24	1	9	1.7
2024	14	0	24	308	2	39	22.0
2025	13	13	46	531	8	30	40.8
TOTAL	41	13	75	863	11	39	21.0

2025 GAME-BY-GAME RECEIVING

	REC	YDS	TD	LNG
MONTANA STATE	1	20	1	20
OKLAHOMA STATE	2	40	0	26
at Northwestern	2	35	1	24
OREGON STATE	4	60	1	24
at #3 Penn State	6	49	0	23
#7 INDIANA	2	21	0	13
at Rutgers	4	80	2	30
WISCONSIN	1	6	0	6
at #20 Iowa	DID NOT PLAY			
MINNESOTA	8	96	1	23
#15 USC	6	72	2	28
at Washington	4	11	0	5
#24 JAMES MADISON	2	19	0	16
vs. #4 Texas Tech	4	21	0	11
vs. #1 Indiana				
TOTAL	46	531	8	30

Full career game-by-game stats on page 50

CAREER HIGHS

Receptions 8 vs. Minnesota (11/14/25)
 Receiving Yards 96 vs. Minnesota (11/14/25)
 Receiving TDs 2 (3x) last vs. USC (11/22/25)
 Long Reception 39 at Purdue (10/18/24)
 Rushes 2 (2x) last vs. Idaho (8/31/24)
 Rushing Yards 16 vs. Illinois (10/26/24)
 Rushing TDs none
 Long Rush 16 vs. Illinois (10/26/24)

NUMBERS TO KNOW

46 With four catches in the Orange Bowl, Sadiq became the new UO single-season record holder among tight ends with 46 receptions.

Sadiq leads all FBS tight ends with eight receiving TDs, just one shy of tying the UO single-season record by a TE. **8**

137 Sadiq is just 137 receiving yards away from becoming the 10th Oregon tight end to reach 1,000 in his career.



NUMBERS TO KNOW

8.14

RB **Dierre Hill Jr.** leads the Big Ten and is No. 3 nationally with 8.14 yards per rush, running for 570 yards on just 70 carries.

15

WR **Jordon Davison** is No. 3 among FBS freshmen and T-13 overall with 15 rushing TDs, second-most in UO freshman history.

40

WR **Malik Benson** is T-3 in the Big Ten and T-21 nationally with five receptions of 40-plus yards, all going for touchdowns.

50

RB **Noah Whittington** is just 50 rushing yards away from reaching the 3,000 mark for his collegiate career.

OFFENSIVE RANKINGS

#0 RB JORDON DAVISON

Category	Stat	BIG	FBS
Rushing Touchdowns	15	T-2	T-13
Yards Per Rush	5.90	9	T-52

#4 WR MALIK BENSON

Category	Stat	BIG	FBS
40+ Yard Receptions	5	T-3	T-21

#5 QB DANTE MOORE

Category	Stat	BIG	FBS
Completion Percentage	72.9	2	3
Passer Rating	166.73	3	7
Passing Touchdowns	28	3	T-10

#23 RB DIERRE HILL JR.

Category	Stat	BIG	FBS
Yards Per Rush	8.14	1	3

#23 RB NOAH WHITTINGTON

Category	Stat	BIG	FBS
Yards Per Rush	6.43	2	27

IN THE RECORD BOOK

SINGLE-SEASON RUSHING TOUCHDOWNS BY A FRESHMAN

1.	18	Royce Freeman	2014
2.	15	Jordon Davison	2025
3.	14	LaMichael James*	2009
4.	10	CJ Verdell*	2018
5.	9	Thomas Tyner	2013
	9	Sean Burwell*	1990

SINGLE-SEASON RECEPTIONS BY A FRESHMAN

1.	46	De'Anthony Thomas	2011
2.	41	Devon Allen*	2014
3.	37	Darren Carrington*	2014
4.	35	Derek Loville	1986
5.	32	Dakorien Moore	2025

SINGLE-SEASON RECEIVING YARDS BY A FRESHMAN

1.	704	Darren Carrington*	2014
2.	684	Devon Allen*	2014
3.	605	De'Anthony Thomas	2011
4.	472	Patrick Johnson	1994
5.	469	Dakorien Moore	2025

* Indicates Redshirt Freshmen

OFFENSIVE NOTES - INDIVIDUAL

NO(AH) DOUBT ABOUT IT

Redshirt senior RB **Noah Whittington** is a focal point for the Oregon offense once again in 2025, in his fourth year at Oregon and sixth in college football. Whittington leads the Ducks with 829 rushing yards on 129 carries despite missing two games due to injury, and he has run for six touchdowns while also catching a TD. Whittington was especially effective over the last six games of the regular season, averaging 93.8 rushing yards per game during that stretch with 100-plus yard performances against Rutgers (125), Iowa (118) and USC (104). Whittington ranks second in the Big Ten and 27th nationally with 6.43 yards per carry. The Fort Valley, Ga., native put together his best game as a Duck in Week 8 at Rutgers, where he rushed 11 times for 125 yards and two touchdowns while also catching two passes for nine yards and a score. It was the first three-touchdown game of Whittington's career and his 125 rushing yards were his most as a Duck. He shined once again on Senior Day in Week 13 vs. USC, recording his third 100-yard performance in a five-game stretch and rushing for a touchdown for the second week in a row.

- » Broke free from multiple defenders for a highlight-reel, 40-yard touchdown run in Week 12 vs. Minnesota.
- » Became the first Duck since 2023 and 15th since 1996 to have multiple rushing TDs and a receiving TD in a game.
- » Also led the Ducks in rushing against Montana State (68 yards, TD) and Oklahoma State (91 yards, TD).
- » 59-yard rushing TD vs. Oklahoma State, and he ran for 35 yards on Oregon's first scrimmage play of 2025.
- » Whittington has rushed for 2,294 yards and 19 touchdowns in 43 career games for the Ducks.
- » Enters the CFP Semifinal needing just 50 rushing yards to reach 3,000 in his collegiate career.

THUNDER AND LIGHTNING

The Ducks' offense has heavily featured a pair of true freshmen in RB **Jordon Davison** and RB **Dierre Hill Jr.**, who OC **Will Stein** gave the nickname "Thunder and Lightning." Davison has been a force at the goal line for the Ducks with a team-high 15 rushing touchdowns while also proving to be more than just a short-yardage back, rushing for 100-plus yards in back-to-back games against Rutgers (100) and Wisconsin (102) and a team-high 90 yards in the first round of the College Football Playoff. Hill is dynamic in the open field, ranking third nationally and first in the Big Ten with a stellar 8.14 yards per carry, and he broke loose for a 56-yard touchdown in the CFP first round for his fifth rushing score of the season. Through 14 games, Davison (667) and Hill (570) have combined to rush for 1,237 yards and 20 touchdowns on just 183 carries (6.76 YPC).

- » Davison rushed for both of Oregon's touchdowns in the CFP Quarterfinal at the Orange Bowl against No. 4 Texas Tech.
- » Davison (90) and Hill (76) combined to rush for 166 yards and a TD on 16 carries in the first round of the CFP vs. JMU.
- » Davison was named the Big Ten Freshman of the Week after rushing for 102 yards and two TDs vs. Wisconsin in Week 9.
- » Davison's 15 rushing TDs are No. 3 nationally among all freshmen and tied for 13th overall.
- » Davison's 15 rushing touchdowns are also second-most in UO freshmen history, trailing only **Royce Freeman** (18, 2014).
- » Davison has rushed for a TD in 10 of 14 games with four multi-score games, including three TDs in his debut vs. Montana State.
- » Davison joined **Royce Freeman** (4, 10/18/14 vs. Washington) as the only UO true freshman to rush for three-plus TDs in a game.
- » Davison became the first Oregon freshman to rush for 100 yards in a game since **Byron Cardwell** in 2021.
- » Hill led Oregon in rushing at Northwestern (94 yards, TD) and at Penn State (82 yards).
- » Hill also caught a touchdowns pass in Oregon's win at Penn State for his first career receiving TD; Five rushing TDs this season.
- » Davison (67 yards at Rutgers) and Hill (66 yards at Northwestern) each have rushes of 65-plus yards this season.

BIG PLAY BENSON

With Oregon's receiving room both young and battling injuries this season, WR **Malik Benson** has stepped up in a big way. A transfer from Florida State who also previously played at Alabama, Benson leads the Ducks with a career-high 696 receiving yards while ranking second with a career-high 41 receptions. He is also second with a career-high six receiving touchdowns. Benson has been tremendous for the Ducks late in the season especially, making game-breaking plays against USC, Washington and James Madison. The redshirt senior helped Oregon pull away from USC with an 85-yard punt return for a touchdown in Week 13, after taking over those duties due to injuries to WR **Dakorien Moore**, WR **Gary Bryant Jr.** and WR **Evan Stewart**. In the regular-season finale at Washington, Benson helped seal the win and Oregon's berth in the College Football Playoff with a 64-yard touchdown in the fourth quarter, fueling his first career 100-yard performance with 102 yards and a TD on five catches. Benson outdid himself yet again in the first round of the College Football Playoff, catching touchdowns of 46 and 45 yards to finish with five receptions for a career-high 119 yards and two scores. Benson was solid yet again in the CFP Quarterfinal at the Orange Bowl, catching five passes for 51 yards and returning a punt 28 yards.

- » 19 receptions for 338 yards and three touchdowns over Oregon's last four games, averaging 84.5 yards per game in that stretch.
- » At least 50 receiving yards in each of the last five games and in seven of 14 games this season.
- » Tied for third in the Big Ten and tied for 21st nationally with five receptions of 40-plus yards, all going for touchdowns.
- » 85-yard punt return touchdown was the first of his career and tied for the seventh-longest punt return in program history.
- » 85-yard punt return is also the seventh-longest in the FBS this season.

WE'LL HAVE SOME MOORE

The Moore-to-Moore connection was on full display early in 2025 as QB **Dante Moore** developed a quick connection with true freshman WR **Dakorien Moore**. A five-star recruit, Moore wasted no time while starting each of the first eight games for the Ducks and leading the team with 28 receptions and 443 yards in that stretch while catching three touchdown passes. Moore missed four games due to injury but has returned for the Ducks for the College Football Playoff with four receptions for 26 yards in two games back. Moore has caught 32 passes for 469 yards and three touchdowns in 10 games played, ranking fifth in UO freshman history in both receptions and receiving yards.

- » Became the second UO true freshman receiver to start a season opener, joining **Josh Delgado** (2019).
- » Scored first career touchdown on a 65-yard reception vs. Oklahoma State and also ran for a 25-yard touchdown.
- » First UO WR since **Jaylon Redd** in 2019 and just the fifth since 1996 to have both a receiving and rushing TD in the same game.
- » Shined vs. Oregon State with three catches for 63 yards and a TD, catching a 23-yard score on UO's first drive of the game.
- » Seven receptions for a team-high 89 yards in Oregon's double-overtime win at No. 3 Penn State.
- » Made a pair of explosive plays at Rutgers, making two catches for 63 yards with a 34-yard touchdown.



NUMBERS TO KNOW

1 Junior **Iapani Laloulu** has given up just one sack through 42 career games, keeping the quarterback upright on all but one of 1,117 career pass-blocking opportunities. Laloulu has played 1,779 of his 2,197 career snaps at center.

Oregon is No. 2 nationally in fewest sacks allowed since the start of the 2022 season with just 47, 10 fewer than any other Power 4 team (Kansas, 57). UO has allowed zero sacks in eight of 14 games this season.

47

Oregon is No. 2 in the nation with an 85.9 pass-blocking grade from Pro Football Focus. The Ducks have received a pass-blocking grade of at least 80.0 in nine of 14 games and have surrendered just 62 total pressures.

85.9

The Ducks went to the transfer portal to offset their losses across the offensive line, adding 5,656 career snaps with the trio of **Isaiah World** (Nevada), **Emmanuel Pregon** (USC) and **Alex Harkey** (Texas State).

5,656

CAREER SNAPS

Player	2025 Snaps	Career Snaps
Isaiah World	815	3,212
Emmanuel Pregon	840	3,131
Matthew Bedford	82	2,804
Iapani Laloulu	814	2,197
Alex Harkey	817	1,785
Dave Iuli	874	1,246
Charlie Pickard	135	352
Kawika Rogers	71	304
Gernorris Wilson	171	221
Fox Crader	97	97
Trent Ferguson	54	54
Douglas Utu	10	10
Ziyare Addison	8	8
Devin Brooks	8	8
Demetri Manning	8	8
Zac Stauscausky	4	4

SACKS ALLOWED

Since 2022

Rk	Team	Sacks Allowed	Pass Att.
1.	Army	39	517
2.	Oregon	47	1,803
3.	Air Force	56	494
	Navy	56	686
5.	Kansas	57	1,333

KNOCKDOWN LEADERBOARD

Player	Total	MSU	OKST	NU	OSU	PSU	IND	RUT	WIS	IOWA	MINN	USC	WASH	JMU	TTU	IND
Alex Harkey	50	8	5	5	4	6	1	1	5	--	3	3	4	3	2	--
Iapani Laloulu	47	3	5	3	2	8	2	0	6	6	4	0	4	3	1	--
Dave Iuli	44	5	3	4	1	2	2	2	4	5	5	6	1	2	2	--
Isaiah World	32	3	0	2	3	3	2	6	3	3	1	0	1	2	3	--
Emmanuel Pregon	28	0	3	3	2	1	0	2	2	1	4	1	4	1	4	--
Kawika Rogers	9	5	--	1	1	--	--	2	--	--	0	0	0	0	0	--
Matthew Bedford	8	3	2	1	0	--	--	2	--	--	0	--	--	--	--	--
Gernorris Wilson	8	0	1	0	0	0	1	0	1	5	--	--	--	--	--	--
Charlie Pickard	3	2	0	0	0	0	0	0	0	0	0	1	0	0	0	--
Fox Crader	1	0	0	0	--	--	--	0	--	--	0	1	0	0	0	--
Trent Ferguson	1	0	0	0	0	0	0	0	0	0	1	0	0	0	0	--
TOTALS	232	29	19	19	13	20	8	15	21	20	18	12	14	11	12	--

OFFENSIVE LINE NOTES

THE LAW FIRM - PROTECTION YOU CAN TRUST

Oregon's offensive line has been one of the best in the nation since head coach **Dan Lanning** arrived in 2022, ranking second among all FBS teams during that time with just 47 combined sacks allowed. Army leads the nation in that span with 39 sacks allowed, but the Ducks have attempted nearly 1,300 more passes at 1,803 compared to just 517. Oregon's 47 sacks allowed are 10 less than any other Power 4 team (Kansas, 57) since 2022. The Ducks led the nation in fewest sacks allowed in back-to-back years in 2022 and 2023, giving up just five sacks in each of those seasons. Oregon allowed just one sack through the first five games of 2025 before being tagged for six sacks vs. No. 7 Indiana, but the Ducks bounced back with a zero-sack effort in Week 8 at Rutgers and did so again in top-25 matchups against Iowa, USC and James Madison. Oregon earned a spot as a finalist once again for the Joe Moore Award, presented to the most outstanding offensive line in college football.

- » Only school to be a Joe Moore Award finalist each of the last three seasons; finalist four times since 2019.
- » UO is tied for 14th nationally in sacks allowed (16) while tying for 16th in tackles for loss allowed (54).
- » Oregon is No. 2 nationally with an 85.9 pass-blocking grade from Pro Football Focus.
- » Oregon has allowed zero sacks in 15 of its last 26 games dating back to last season.

PONCHO KEEPING THINGS DRY

Change is abound across the Oregon offense from last season, but the one thing that remains the same is junior **Iapani Laloulu** at center. Laloulu, who goes by his middle name, Poncho, was the lone returning, full-time starter for the Ducks on offense from last season. Laloulu started the first two games of 2024 at right guard before shifting to center for the rest of the season, stabilizing the offensive line after a rocky first two games. Laloulu is now entrenched in the middle of the O-line for the Ducks and was named a finalist for the Rimington Trophy, presented to the nation's most outstanding center. Laloulu announced on Dec. 23 that he will return for his final season of eligibility in 2026.

- » In 1,117 career pass-blocking snaps, Laloulu has allowed only one sack and has given up just 19 total pressures.
- » Has allowed just seven pressures in 399 pass-blocking snaps this season.
- » 87.0 pass-blocking grade from PFF this season is No. 7 among all qualified FBS centers.

REPLACING EXPERIENCE WITH EXPERIENCE

The Ducks were tasked with replacing the entire 2024 starting offensive line, outside of **Iapani Laloulu**, following the departure of LT **Josh Conerly Jr.**, G **Marcus Harper II**, G **Nishad Strother** and RT **Ajani Cornelius**. Oregon's departing offensive linemen took with them a combined 10,608 career snaps, and Conerly went on to be the No. 29 overall pick in the 2025 NFL Draft to the Washington Commanders. Oregon's answer to these departures was a trio of experienced linemen via the transfer portal, bringing in **Isaiah World** (Nevada), **Emmanuel Pregon** (USC) and **Alex Harkey** (Texas State). The three incoming Ducks combined to play 5,656 career snaps while making a combined 83 career starts prior to arriving in Eugene. Oregon also brought back **Dave Iuli**, who has taken over a full-time starting role in his fourth season.

- » Pregon has started all 14 games for Oregon, while Harkey and World have each made 13 starts.
- » Pregon was named a first-team all-American by The Sporting News and the Associated Press; All-Big Ten first team.
- » Pregon is No. 16 among qualified FBS guards with an 86.3 pass-blocking grade from PFF; Iuli (81.9) is 34th.
- » World was named all-Big Ten second team (media) and Iuli was an all-Big Ten third-team pick (coaches).
- » Harkey leads the Ducks with 50 total knockdowns including eight vs. MSU, tied with Laloulu for most this season.

NEXT MAN UP

Oregon has had to battle through some injuries along the offensive line this season, and the Ducks haven't missed a beat as their depth up front has been on display. **Gernorris Wilson** made his first career start at right tackle in Oregon's win at then-No. 20 Iowa in place of **Alex Harkey**, and he didn't allow a pressure in 21 pass-blocking opportunities. Oregon did not allow a sack vs. No. 15 USC despite multiple injuries up front, with OL **Fox Crader** making his first career start at left tackle for **Isaiah World** and shining with a team-best 85.4 pass-blocking grade and zero pressures allowed. **Charlie Pickard** also played the bulk of that game at center after an early injury to **Iapani Laloulu**, also allowing zero pressures with an 81.9 pass-blocking grade.

ANOTHER ONE FOR GERNORRIS

Redshirt sophomore **Gernorris Wilson** showed off his athleticism once again in Week 9 against Wisconsin, catching his second career touchdown pass in the fourth quarter. Wilson caught the first career TD pass by QB **Brock Thomas**, becoming the only active FBS offensive lineman with multiple touchdown receptions. Wilson caught his first touchdown last year against Maryland, hauling in the TD pass that made QB **Dillon Gabriel** the FBS all-time leader in total touchdowns. Wilson is the first Duck O-lineman ever with multiple career touchdown receptions, and he is one four since 1996 to catch a TD.



CAREER PASSING STATS

COMPLETIONS

Player	'23	'24	'25	Career
Dante Moore	114	7	272	393
Brock Thomas	RS	0	9	9
Luke Moga	--	RS	3	3
James Ferguson-Reynolds	1	0	1	2

PASSING YARDS

Player	'23	'24	'25	Career
Dante Moore	1,610	49	3,280	4,939
Brock Thomas	RS	0	105	105
Luke Moga	--	RS	51	51
James Ferguson-Reynolds	21	0	11	32

PASSING TOUCHDOWNS

Player	'23	'24	'25	Career
Dante Moore	11	0	28	39
Brock Thomas	RS	0	1	1

GAMES WITH MULTIPLE PASSING TDs

Player	'23	'24	'25	Career
Dante Moore	3	0	9	12

GAMES WITH 3+ PASSING TDs

Player	'23	'24	'25	Career
Dante Moore	1	0	6	7

GAMES WITH 4+ PASSING TDs

Player	'23	'24	'25	Career
Dante Moore	0	0	3	3

GAMES WITH 5+ PASSING TDs

Player	'23	'24	'25	Career

GAMES WITH 6+ PASSING TDs

Player	'23	'24	'25	Career

GAMES WITH 30+ COMPLETIONS

Player	'23	'24	'25	Career

GAMES WITH 40+ COMPLETIONS

Player	'23	'24	'25	Career

GAMES WITH 300+ PASSING YARDS

Player	'23	'24	'25	Career
Dante Moore	0	0	3	3

GAMES WITH 350+ PASSING YARDS

Player	'23	'24	'25	Career

GAMES WITH 400+ PASSING YARDS

Player	'23	'24	'25	Career

GAMES WITH 500+ PASSING YARDS

Player	'23	'24	'25	Career

GAMES WITH 600+ PASSING YARDS

Player	'23	'24	'25	Career

GAMES WITHOUT AN INTERCEPTION

Player	'23	'24	'25	Career
Dante Moore	5	5	7	17 (30)
Brock Thomas	RS	2	5	8 (8)
Luke Moga	--	RS	3	3 (3)

FIRST DOWN COMPLETIONS

Player	'23	'24	'25	Career
Dante Moore	67	4	141	212
Brock Thomas	--	0	5	5
James Ferguson-Reynolds	1	0	1	2
Luke Moga	--	RS	1	1

20+ YARD COMPLETIONS

Player	'23	'24	'25	Career
Dante Moore	25	0	60	85
Brock Thomas	--	0	2	2
James Ferguson-Reynolds	1	0	--	1
Luke Moga	--	RS	1	1

30+ YARD COMPLETIONS

Player	'23	'24	'25	Career
Dante Moore	11	0	19	30
Luke Moga	--	RS	1	1
Brock Thomas	--	0	1	1

40+ YARD COMPLETIONS

Player	'23	'24	'25	Career
Dante Moore	6	0	12	18
Luke Moga	--	RS	1	1

50+ YARD COMPLETIONS

Player	'23	'24	'25	Career
Dante Moore	3	0	4	7
Luke Moga	--	RS	1	1

60+ YARD COMPLETIONS

Player	'23	'24	'25	Career
Dante Moore	3	0	2	5

70+ YARD COMPLETIONS

Player	'23	'24	'25	Career
Dante Moore	1	0	0	1

80+ YARD COMPLETIONS

Player	'23	'24	'25	Career
Dante Moore	1	0	0	1

90+ YARD COMPLETIONS

Player	'23	'24	'25	Career

CAREER RUSHING STATS
RUSHING YARDS

Player	'20	'21	'22	'23	'24	'25	Career
Noah Whittington	39	617	781	146	540	829	2,950
Jordan Davison	--	--	--	--	--	667	667
Dierre Hill Jr.	--	--	--	--	--	570	570
Jayden Limar	--	--	--	109	71	262	442
Da'Jaun Riggs	--	--	--	--	82	86	168
Jay Harris	--	--	--	--	35	116	151
Dante Moore	--	--	--	-83	6	184	107
Luke Moga	--	--	--	--	RS	49	49
Dakorien Moore	--	--	--	--	--	49	49
Kilohana Haasenritter	RS	0	46	0	--	0	46
Kenyon Sadiq	--	--	--	12	24	6	42
James Ferguson-Reynolds	--	--	0	0	0	21	21
Brock Thomas	--	--	--	RS	0	17	17
Gary Bryant Jr.	-6	3	0	18	0	0	15
Atticus Sappington	--	--	--	9	0	0	9
Ross James	0	RS	--	--	3	0	3
Bryce Boettcher	--	--	0	0	0	1	1
Roger Saleapaga	--	--	--	--	0	0	0
Malik Benson	--	--	--	0	2	-4	-2
Evan Stewart	--	--	-1	-3	0	--	-4

CARRIES

Player	'20	'21	'22	'23	'24	'25	Career
Noah Whittington	16	101	139	20	118	129	523
Dante Moore	--	--	--	45	1	68	114
Jordan Davison	--	--	--	--	--	113	113
Jayden Limar	--	--	--	24	25	46	95
Dierre Hill Jr.	--	--	--	--	--	70	70
Jay Harris	--	--	--	--	10	26	36
Da'Jaun Riggs	--	--	--	--	11	17	28
Kilohana Haasenritter	RS	0	9	0	--	0	9
Kenyon Sadiq	--	--	--	1	5	3	9
Brock Thomas	--	--	--	RS	0	9	9
Gary Bryant Jr.	1	1	0	3	0	0	5
Dakorien Moore	--	--	--	--	--	4	4
Malik Benson	--	--	--	0	2	1	3
Luke Moga	--	--	--	--	RS	3	3
Evan Stewart	--	--	1	1	0	--	2
Bryce Boettcher	--	--	0	0	0	1	1
James Ferguson-Reynolds	--	--	0	0	0	1	1
Ross James	0	RS	--	--	1	0	1
Roger Saleapaga	--	--	--	--	0	1	1
Atticus Sappington	--	--	--	1	0	0	1

RUSHING TOUCHDOWNS

Player	'20	'21	'22	'23	'24	'25	Career
Noah Whittington	0	2	5	2	6	6	21
Jordan Davison	--	--	--	--	--	15	15
Dierre Hill Jr.	--	--	--	--	--	5	5
Jayden Limar	--	--	--	1	0	3	4
Jay Harris	--	--	--	--	1	1	2
Dante Moore	--	--	--	0	0	2	2
Bryce Boettcher	--	--	0	0	0	1	1
Gary Bryant Jr.	0	1	0	0	0	0	1
Kilohana Haasenritter	RS	0	1	0	--	0	1
Dakorien Moore	--	--	--	--	--	1	1
Da'Jaun Riggs	--	--	--	--	1	0	1

GAMES WITH A RUSHING TOUCHDOWN

Player	'20	'21	'22	'23	'24	'25	Career
Noah Whittington	0	2	5	2	5	5	19
Jordan Davison	--	--	--	--	--	10	10
Dierre Hill Jr.	--	--	--	--	--	5	5
Jayden Limar	--	--	--	1	0	3	4
Jay Harris	--	--	--	--	1	1	2
Dante Moore	--	--	--	0	0	2	2
Bryce Boettcher	--	--	0	0	0	1	1
Gary Bryant Jr.	0	1	0	0	0	0	1
Kilohana Haasenritter	RS	0	1	0	--	0	1
Dakorien Moore	--	--	--	--	--	1	1
Da'Jaun Riggs	--	--	--	--	1	0	1

GAMES WITH MULTIPLE RUSHING TOUCHDOWNS

Player	'20	'21	'22	'23	'24	'25	Career
Jordan Davison	--	--	--	--	--	4	4
Noah Whittington	0	0	0	0	1	1	2

GAMES WITH 3+ RUSHING TOUCHDOWNS

Player	'20	'21	'22	'23	'24	'25	Career
Jordan Davison	--	--	--	--	--	1	1

100-YARD RUSHING GAMES

Player	'20	'21	'22	'23	'24	'25	Career
Noah Whittington	0	1	1	0	0	3	5
Jordan Davison	--	--	--	--	--	2	2

150-YARD RUSHING GAMES

Player	'20	'21	'22	'23	'24	'25	Career
Noah Whittington	0	1	0	0	0	0	1

RUSHING FIRST DOWNS

Player	'20	'21	'22	'23	'24	'25	Career
Noah Whittington	4	26	50	7	24	32	143
Jordan Davison	--	--	--	--	--	35	35
Dierre Hill Jr.	--	--	--	--	--	24	24
Dante Moore	--	--	--	6	0	18	24
Jayden Limar	--	--	--	5	2	9	16
Da'Jaun Riggs	--	--	--	--	4	5	9
Jay Harris	--	--	--	--	2	5	7
Kenyon Sadiq	--	--	--	1	2	1	4
Brock Thomas	--	--	--	RS	0	3	3
Luke Moga	--	--	--	--	RS	2	2
Dakorien Moore	--	--	--	--	--	2	2
Gary Bryant Jr.	0	0	0	1	0	0	1
James Ferguson-Reynolds	--	--	0	0	0	1	1



CAREER RUSHING STATS

10+ YARD RUNS

Player	'20	'21	'22	'23	'24	'25	Career
Noah Whittington	2	18	25	4	13	15	77
Dierre Hill Jr.	--	--	--	--	--	17	17
Jordon Davison	--	--	--	--	--	15	15
Jayden Limar	--	--	--	3	1	7	11
Dante Moore	--	--	--	3	0	7	10
Da'Jaun Riggs	--	--	--	--	2	4	6
Jay Harris	--	--	--	--	0	3	3
Luke Moga	--	--	--	--	RS	2	2
Dakorien Moore	--	--	--	--	--	2	2
Kenyon Sadiq	--	--	--	1	1	0	2
Gary Bryant Jr.	0	0	0	1	0	0	1
James Ferguson-Reynolds	--	--	0	0	0	1	1
Brock Thomas	--	--	--	RS	0	1	1

20+ YARD RUNS

Player	'20	'21	'22	'23	'24	'25	Career
Noah Whittington	0	4	3	2	6	8	23
Jordon Davison	--	--	--	--	--	7	7
Dierre Hill Jr.	--	--	--	--	--	7	7
Jayden Limar	--	--	--	1	0	2	3
Dante Moore	--	--	--	0	0	3	3
Luke Moga	--	--	--	--	RS	2	2
James Ferguson-Reynolds	--	--	0	0	0	1	1
Dakorien Moore	--	--	--	--	--	1	1
Da'Jaun Riggs	--	--	--	--	1	0	1

30+ YARD RUNS

Player	'20	'21	'22	'23	'24	'25	Career
Noah Whittington	0	1	1	2	0	5	10
Jordon Davison	--	--	--	--	--	3	3
Dierre Hill Jr.	--	--	--	--	--	3	3
Jayden Limar	--	--	--	0	0	1	1
Dante Moore	--	--	--	0	0	1	1

40+ YARD RUNS

Player	'20	'21	'22	'23	'24	'25	Career
Noah Whittington	0	1	1	1	1	3	7
Dierre Hill Jr.	--	--	--	--	--	2	2
Jordon Davison	--	--	--	--	--	1	1
Jayden Limar	--	--	--	0	0	1	1
Dante Moore	--	--	--	0	0	1	1

50+ YARD RUNS

Player	'20	'21	'22	'23	'24	'25	Career
Noah Whittington	0	1	1	0	0	2	4
Dierre Hill Jr.	--	--	--	--	--	2	2
Jordon Davison	--	--	--	--	--	1	1
Jayden Limar	--	--	--	0	0	1	1

60+ YARD RUNS

Player	'20	'21	'22	'23	'24	'25	Career
Noah Whittington	0	1	0	0	0	1	2
Jordon Davison	--	--	--	--	--	1	1
Dierre Hill Jr.	--	--	--	--	--	1	1

70+ YARD RUNS

Player	'20	'21	'22	'23	'24	'25	Career
Noah Whittington	0	1	0	0	0	0	1

80+ YARD RUNS

Player	'20	'21	'22	'23	'24	'25	Career
Noah Whittington	0	1	0	0	0	0	1

CAREER RECEIVING STATS
RECEPTIONS

Player	'20	'21	'22	'23	'24	'25	Career
Evan Stewart	--	--	53	38	48	--	139
Gary Bryant Jr.	7	44	2	30	2	26	111
Noah Whittington	3	12	22	10	24	19	90
Malik Benson	--	JC	JC	13	25	41	79
Kenyon Sadiq	--	--	--	5	24	46	75
Jamari Johnson	--	--	--	0	13	28	41
Jeremiah McClellan	--	--	--	--	3	33	36
Dakorien Moore	--	--	--	--	--	32	32
Jayden Limar	--	--	--	7	2	11	20
Dierre Hill Jr.	--	--	--	--	--	14	14
Jordan Davison	--	--	--	--	--	12	12
Cooper Perry	--	--	--	--	--	10	10
Darrian Anderson	--	--	--	4	--	0	4
Jay Harris	--	--	--	--	1	3	4
Genorris Wilson	--	--	--	RS	1	1	2
Kilohana Haasenritter	RS	--	1	0	--	0	1
Teitum Tuioti	--	--	--	0	0	1	1

RECEIVING YARDS

Player	'20	'21	'22	'23	'24	'25	Career
Evan Stewart	--	--	649	514	613	--	1,776
Gary Bryant Jr.	51	579	15	442	12	306	1,405
Malik Benson	--	JC	JC	162	311	696	1,169
Kenyon Sadiq	--	--	--	24	308	531	863
Jamari Johnson	--	--	--	0	158	427	585
Noah Whittington	5	58	169	78	136	98	544
Jeremiah McClellan	--	--	--	--	24	493	517
Dakorien Moore	--	--	--	--	--	469	469
Jayden Limar	--	--	--	61	71	75	207
Dierre Hill Jr.	--	--	--	--	--	112	112
Jordan Davison	--	--	--	--	--	62	62
Jay Harris	--	--	--	--	2	57	59
Cooper Perry	--	--	--	--	--	25	25
Darrian Anderson	--	--	--	21	--	0	21
Teitum Tuioti	--	--	--	0	0	11	11
Genorris Wilson	--	--	--	RS	3	1	4
Kilohana Haasenritter	RS	--	1	0	--	0	1

GAMES WITH A RECEPTION

Player	'20	'21	'22	'23	'24	'25	Career
Noah Whittington	2	10	9	3	9	9	42
Gary Bryant Jr.	3	10	2	10	1	9	35
Malik Benson	--	JC	JC	10	11	13	34
Evan Stewart	--	--	10	8	12	--	30
Kenyon Sadiq	--	--	--	4	11	13	28
Jamari Johnson	--	--	--	0	7	13	20
Jeremiah McClellan	--	--	--	--	3	13	16
Jayden Limar	--	--	--	4	1	7	12
Dakorien Moore	--	--	--	--	--	10	10
Dierre Hill Jr.	--	--	--	--	--	7	7
Jordan Davison	--	--	--	--	--	6	6
Cooper Perry	--	--	--	--	--	6	6
Jay Harris	--	--	--	--	1	3	4
Darrian Anderson	--	--	--	3	--	0	3
Genorris Wilson	--	--	--	RS	1	1	2
Kilohana Haasenritter	RS	--	1	0	--	0	1
Roger Saleapaga	--	--	--	--	0	1	1
Teitum Tuioti	--	--	--	0	0	1	1

GAMES WITH 5+ RECEPTIONS

Player	'20	'21	'22	'23	'24	'25	Career
Evan Stewart	--	--	7	3	4	--	14
Gary Bryant Jr.	0	5	0	2	0	1	8
Malik Benson	--	JC	JC	0	1	4	5
Noah Whittington	0	0	3	1	1	0	5
Kenyon Sadiq	--	--	--	0	0	3	3
Jeremiah McClellan	--	--	--	--	0	1	1
Dakorien Moore	--	--	--	--	--	1	1

GAMES WITH 10+ RECEPTIONS

Player	'20	'21	'22	'23	'24	'25	Career
Evan Stewart	--	--	0	1	1	--	2

RECEIVING TOUCHDOWNS

Player	'20	'21	'22	'23	'24	'25	Career
Gary Bryant Jr.	--	7	0	4	0	4	15
Evan Stewart	--	--	2	4	5	--	11
Kenyon Sadiq	--	--	--	1	2	8	11
Malik Benson	--	JC	JC	1	1	6	8
Noah Whittington	0	2	1	0	2	1	6
Jamari Johnson	--	--	--	0	1	2	3
Jeremiah McClellan	--	--	--	--	0	3	3
Dakorien Moore	--	--	--	--	--	3	3
Genorris Wilson	--	--	--	RS	1	1	2
Dierre Hill Jr.	--	--	--	--	--	1	1
Jayden Limar	--	--	--	0	1	0	1

GAMES WITH A RECEIVING TOUCHDOWN

Player	'20	'21	'22	'23	'24	'25	Career
Gary Bryant Jr.	0	6	0	3	0	4	13
Evan Stewart	--	--	2	3	5	--	10
Kenyon Sadiq	--	--	--	1	1	6	8
Malik Benson	--	JC	JC	1	1	5	7
Noah Whittington	0	0	1	0	2	1	4
Jamari Johnson	--	--	--	0	1	2	3
Jeremiah McClellan	--	--	--	--	0	3	3
Dakorien Moore	--	--	--	--	--	3	3
Genorris Wilson	--	--	--	RS	1	1	2
Dierre Hill Jr.	--	--	--	--	--	1	1
Jayden Limar	--	--	--	0	1	0	1

GAMES WITH MULTIPLE RECEIVING TOUCHDOWNS

Player	'20	'21	'22	'23	'24	'25	Career
Kenyon Sadiq	--	--	--	0	1	2	3
Gary Bryant Jr.	0	1	0	1	0	0	2
Malik Benson	--	JC	JC	0	0	1	1
Evan Stewart	--	--	0	1	0	--	1

100-YARD RECEIVING GAMES

Player	'20	'21	'22	'23	'24	'25	Career
Evan Stewart	--	--	2	2	2	--	6
Malik Benson	--	JC	JC	0	0	2	2
Gary Bryant Jr.	0	1	0	1	0	0	2

150-YARD RECEIVING GAMES

Player	'20	'21	'22	'23	'24	'25	Career
Gary Bryant Jr.	0	1	0	1	0	0	2



CAREER RECEIVING STATS

FIRST DOWN RECEPTIONS

Player	'20	'21	'22	'23	'24	'25	Career
Evan Stewart	--	--	29	18	22	--	69
Gary Bryant Jr.	3	21	0	20	0	13	57
Malik Benson	--	JC	JC	7	13	25	45
Kenyon Sadiq	--	--	--	2	14	26	42
Jeremiah McClellan	--	--	--	--	3	26	29
Jamari Johnson	--	--	--	0	8	17	25
Noah Whittington	0	1	9	2	6	4	22
Dakorien Moore	--	--	--	--	--	19	19
Jayden Limar	--	--	--	3	1	3	7
Jordan Davison	--	--	--	--	--	3	3
Dierre Hill Jr.	--	--	--	--	--	3	3
Darrian Anderson	--	--	--	2	--	--	2
Jay Harris	--	--	--	--	0	1	1
Cooper Perry	--	--	--	--	--	1	1
Roger Saleapaga	--	--	--	--	0	1	1
Teitum Tuoti	--	--	--	0	0	1	1
Genorris Wilson	--	--	--	RS	0	1	1

20+ YARD RECEPTIONS

Player	'20	'21	'22	'23	'24	'25	Career
Evan Stewart	--	--	8	10	7	--	25
Malik Benson	--	JC	JC	4	2	15	21
Gary Bryant Jr.	1	9	0	6	0	5	21
Kenyon Sadiq	--	--	--	0	4	12	16
Jamari Johnson	--	--	--	0	2	8	10
Jeremiah McClellan	--	--	--	--	0	10	10
Dakorien Moore	--	--	--	--	--	8	8
Noah Whittington	0	1	1	1	0	0	3
Jayden Limar	--	--	--	0	1	1	2
Jay Harris	--	--	--	--	--	1	1
Dierre Hill Jr.	--	--	--	--	--	1	1

30+ YARD RECEPTIONS

Player	'20	'21	'22	'23	'24	'25	Career
Evan Stewart	--	--	2	6	5	--	13
Malik Benson	--	JC	JC	1	2	8	11
Gary Bryant Jr.	0	6	0	3	0	1	10
Jeremiah McClellan	--	--	--	--	0	4	4
Jamari Johnson	--	--	--	0	0	3	3
Dakorien Moore	--	--	--	--	--	2	2
Kenyon Sadiq	--	--	--	0	1	1	2
Jay Harris	--	--	--	--	--	1	1
Dierre Hill Jr.	--	--	--	--	--	1	1
Jayden Limar	--	--	--	0	1	0	1
Noah Whittington	0	0	0	1	0	0	1

40+ YARD RECEPTIONS

Player	'20	'21	'22	'23	'24	'25	Career
Malik Benson	--	JC	JC	0	2	5	7
Gary Bryant Jr.	0	2	0	2	0	1	5
Evan Stewart	--	--	1	1	3	--	5
Jamari Johnson	--	--	--	0	0	2	2
Jeremiah McClellan	--	--	--	--	0	2	2
Jay Harris	--	--	--	--	--	1	1
Dierre Hill Jr.	--	--	--	--	--	1	1
Jayden Limar	--	--	--	0	1	0	1
Dakorien Moore	--	--	--	--	--	1	1

50+ YARD RECEPTIONS

Player	'20	'21	'22	'23	'24	'25	Career
Malik Benson	--	JC	JC	0	2	1	3
Gary Bryant Jr.	0	1	0	2	0	0	3
Evan Stewart	--	--	0	0	2	--	2
Jay Harris	--	--	--	--	--	1	1
Jamari Johnson	--	--	--	0	0	1	1
Jayden Limar	--	--	--	0	1	0	1
Jeremiah McClellan	--	--	--	--	0	1	1
Dakorien Moore	--	--	--	--	--	1	1

60+ YARD RECEPTIONS

Player	'20	'21	'22	'23	'24	'25	Career
Malik Benson	--	JC	JC	0	1	1	2
Evan Stewart	--	--	0	0	2	--	2
Gary Bryant Jr.	0	0	0	1	0	0	1
Jayden Limar	--	--	--	0	1	0	1
Dakorien Moore	--	--	--	--	--	1	1

70+ YARD RECEPTIONS

Player	'20	'21	'22	'23	'24	'25	Career
Gary Bryant Jr.	0	0	0	1	0	0	1

DEFENSIVE NOTES - TEAM

HISTORIC DEFENSIVE PERFORMANCE

In a game where much of the conversation leading up to it was focused on Texas Tech's vaunted defense, it was the Oregon defense that stole the show in a dominant performance in the CFP Quarterfinal at the Orange Bowl. The Ducks pitched a shutout to secure their spot in the CFP Semifinal, recording the program's first shutout in a bowl or playoff game since Oregon made its bowl debut at the 1917 Rose Bowl. It was the third shutout in College Football Playoff history and first since the 2017 Fiesta Bowl. Oregon's defensive dominance was fueled by a season-high four takeaways, including two interceptions and a fumble recovery by freshman DB **Brandon Finney Jr.** UO held TTU to just 215 total yards, including only 78 rushing yards, and limited the Red Raiders to 6-of-16 on third down and 0-of-3 on fourth down. ILB **Bryce Boettcher** and DB **Dillon Thieneman** each had 12 tackles to lead the defense - Boettcher also forced the fumble that Finney recovered - and OLB **Matayo Uiagalelei** had a forced fumble and recovery on a sack. OLB **Teitum Tuioti** had a career-high two sacks and OLB **Blake Purchase** added one as Oregon tied its postseason single-game record with four sacks.

- » First shutout of the season and first since Oct. 18, 2024, at Purdue; second shutout under HC **Dan Lanning**.
- » Fifth shutout since 2010 and seventh since 2000; 14th in program history.
- » 111th consecutive win when allowing 14 points or less, improving to 9-0 this season when doing so and 26-0 under Lanning.
- » Four takeaways were Oregon's most since having four at Texas Tech on Sept. 9, 2023.
- » Allowed just 88 total yards in the first half, including just 37 passing yards.

NO FLY ZONE

Oregon owns arguably the nation's top passing defenses, entering the College Football Playoff Semifinal at No. 4 in passing yards allowed per game (156.6) and opponent completion percentage (51.7) while ranking fourth in opponent passer rating (101.31). The Ducks are also tied for third in passing yards allowed per attempt (5.4) and tied for 20th in fewest passing touchdowns allowed (14), and they did not give up a TD through the air until Week 5. Oregon has allowed more than 200 passing yards in a game just three times this season (Indiana, USC, James Madison) while holding teams under 100 passing yards four times, including in back-to-back games against Rutgers (79) and Wisconsin (86). UO is also tied for 14th nationally with 15 interceptions and is tied for fourth with three interceptions returned for touchdowns. DB **Brandon Finney Jr.** had a 35-yard pick-six in Week 7 against Indiana, and ILB **Jerry Mixon** and DB **Peyton Woodyard** each returned picks for touchdowns on back-to-back possessions in Week 2 against Oklahoma State. It was the first time Oregon had multiple interceptions returned for touchdowns in a game since the 2013 Alamo Bowl vs. Texas. Finney had two interceptions in the Orange Bowl against Texas Tech, becoming the first Duck with multiple picks in a game since **Tysheem Johnson** on Oct. 28, 2023, at Utah.

- » Oregon leads the nation in pass breakups (71) while ranking second in passes defended (86).
- » Season-high 11 pass breakups in CFP first round vs. James Madison, most since Sept. 7, 2024 (13 vs. Boise State).
- » The only team in the nation to hold at least 10 opponents to less than 150 passing yards, limiting Texas Tech to 137.
- » Tied for No. 15 in fewest passing first downs allowed (101).
- » Oregon held back-to-back opponents under 100 passing yards for the first time since 1984.
- » One of just four schools (Iowa, Ohio State, Western Michigan) to hold at least four opponents under 100 passing yards.
- » The four sub-100-yard passing games against are the most by the Ducks in a single season since at least 1996.
- » The Ducks limited Rutgers to 79 passing yards on 8-of-27 passing for a season-low 29.6 completion percentage, marking the lowest completion percentage against since 2007 against UCLA and fourth-lowest since at least 1996.
- » Season-low 67 passing yards allowed in Week 2 vs. Oklahoma State, fewest since the 2023 opener vs. Portland State (52).
- » UO is 7-1 under HC **Dan Lanning** when holding teams under 100 passing yards.

RELENTLESS D

Fueled by its elite passing defense, the Ducks have been one of the nation's best defenses as a whole in 2025-26. The Ducks rank sixth nationally in both scoring defense (15.1 PPG) and total defense (267.4 YPG) while also ranking fifth in total yards allowed per play (4.29). The Ducks have held nine of 14 opponents to 14 points or less, as well as five opponents to 10 points or less following their shutout of Texas Tech in the Orange Bowl. UO is tied for No. 9 nationally in touchdowns allowed this season with just 25 while ranking in the top 30 for rushing (T-15th, 11) and passing touchdowns (T-20th, 14) allowed. Oregon kept both Oklahoma State and Texas Tech out of the end zone entirely while allowing just one touchdown each in wins over Oregon State and Rutgers, and both Northwestern and Penn State didn't reach the end zone until the fourth quarter.

- » 15.1 points allowed per game is on track to be the lowest by an Oregon defense in a season since 1966 (12.9 PPG).
- » UO has allowed 14 points or less 26 times under HC **Dan Lanning** and DC **Tosh Lupoi**, and the Ducks have won 111 consecutive such games following their shutout win over Texas Tech in the CFP Quarterfinal.
- » Lupoi will take over as the head coach at California following the Ducks' College Football Playoff run.
- » Less than 250 total yards allowed eight times in 14 games, including three games allowing 200 yards or less.
- » No. 7 nationally in fewest first downs allowed per game (15.4).
- » Tied for No. 8 nationally in PFF defensive grade (92.7), tied for No. 6 in tackling grade (90.1), No. 10 in pass-rush grade (85.0) and tied for No. 6 in coverage grade (91.3).

2025 DEFENSIVE RANKINGS

Category	Stat	BIG	FBS
Passes Broken Up	71	1	1
Passes Defended	86	1	2
Opponent Passer Rating	101.31	1	3
Opponent Completion %	51.7	1	4
10+ Punt Returns	0	T-1	T-1
10+ Yard Plays Allowed	110	2	3
Yards Per Pass Attempt	5.4	2	T-3
20+ Yard Plays Allowed	36	2	T-4
Yards Per Play	4.29	2	5
Passing Yards Per Game	156.6	3	4
Yards Per Game	267.4	3	6
Points Per Game	15.1	3	6
First Downs Per Game	15.4	3	7
10+ Yard Passing Plays	78	3	7
Total Passing Yards	2,192	3	9
Interceptions	15	3	T-14
Forced Fumbles	11	T-3	T-29
Touchdowns Allowed	25	4	T-9
Total Yards Allowed	3,743	4	10
Passing First Downs	101	4	T-15
20+ Yard Passing Plays	29	4	T-15
Rushing Touchdowns Allowed	11	4	T-15
Yards Per Rush Attempt	3.31	4	16
3rd Down Conversion %	35.29	4	T-37
50+ Yard Passing Plays	2	T-4	T-12
Total First Downs	215	5	16
Passing Touchdowns Allowed	14	6	T-20

NUMBERS TO KNOW

0

Oregon's 23-0 win over Texas Tech was its first shutout in a bowl or playoff game since the 1917 Rose Bowl.

The Ducks' 15.1 points allowed per game would be their lowest since allowing 12.9 points a game in 1966.

15.1

31.08

Oregon is No. 3 nationally in three-and-out rate at 31.08 percent, holding opponents to just 35.29 percent on third down.

Oregon leads the nation with 71 pass breakups, including a season-high 11 PBU's in the CFP first round vs. JMU.

71

111

Oregon has won 111 consecutive games when allowing 14 points or less, doing so nine times in 2025-26.



Oregon is the only team in the nation this season to hold at least 10 opponents to less than 150 yards passing. Oregon ranks fourth nationally in passing defense (156.6 YPG).



DEFENSIVE RANKINGS

#4 DB BRANDON FINNEY JR.

Category	Stat	BIG	FBS
Reception Rate Allowed^	36.2	1	12
Passes Defended	11	T-2	T-41
Pass Breakups	8	T-5	T-56
Interceptions	3	T-8	T-56

^ Among FBS defensive backs with at least 100 coverage snaps

#28 ILB BRYCE BOETTCHER

Category	Stat	BIG	FBS
Tackles	125	1	T-12

#44 OLB TEITUM TUIOTI

Category	Stat	BIG	FBS
Tackles For Loss	16.0	4	16
Sacks	9.5	5	18

#52 DL A'MAURI WASHINGTON

Category	Stat	BIG	FBS
Pass Breakups	8	T-5	T-56

NUMBERS TO KNOW

7 UO is T-7 nationally with just seven rushes of 20-plus yards allowed while giving up just 32 rushes of 10-plus yards (T-4th).

Oregon has allowed just 5.14 points per game in the first half this season, fourth-best in the country. **5.14**

25 The Ducks are No. 9 nationally with just 25 total touchdowns allowed, giving up multiple touchdowns in just seven of 14 games.

Oregon has allowed its opponent into the red zone just 31 times this season, tied for eighth-fewest in the nation. **31**

45.0 UO has held 13 of 14 opponents to 45.0 percent or less on third down, including five under 30.0 percent.

The Ducks have allowed less than 250 total yards in eight of 14 games, and 200 yards or less three times. **250**



Oregon leads the nation in pass breakups (71), including a season-high 11 in the CFP first round vs. James Madison, and is No. 2 in passes defended (86).

DEFENSIVE NOTES - TEAM

STOP THE RUN

While Oregon's passing defense has stolen the headlines, its rushing defense has been a strength as well. The Ducks have held all 14 opponents under 200 rushing yards this season, limiting 11 to under 150 yards on the ground and five to under 100 after holding Texas Tech to just 78 rushing yards in the Orange Bowl. Oregon was tremendous against the run in its season opener against Montana State, holding a rushing attack that led both the FBS and FCS in rushing yards in 2024 to just 46 yards on the ground while allowing just 1.70 yards per carry. The Ducks also held Oregon State to just 67 rushing yards, and they have held each of their last nine opponents to less than 155 yards on the ground.

- » No. 19 nationally in rushing defense (110.79 YPG) and 16th in yards allowed per carry (3.31).
- » Tied for No. 15 in rushing touchdowns allowed (11), giving up multiple rushing touchdowns just three times.
- » Just 668 rushing yards allowed in the first halves of games, 12th-fewest in the country.

GET OFF THE FIELD

The Ducks have done a tremendous job of getting off the field quickly this season, ranking third nationally and second among Power 4 teams in three-and-out rate at 31.08 percent. The key to that success has been Oregon's performance on third down, where the Ducks are tied for 37th nationally in opponent conversion percentage at just 35.29. UO held its first 10 opponents to less than 45.0 percent on third down, as well as five teams to under 30.0 percent, and Washington converted just 5-of-13 third-down chances in the regular-season finale. Oregon held Texas Tech to 6-of-16 on third down in the CFP Quarterfinal at the Orange Bowl. The Ducks allowed just seven third-down conversions on 28 attempts (25.0 percent) in their first two games of the season, and they have held five different teams to less than a 30.0 percent conversion rate this season.

PROTECTING OUR TURF

Oregon's ability to get off the field early in drives has limited its number of red-zone possessions, as the Ducks are tied for ninth nationally in fewest red-zone trips allowed with just 31. UO has allowed multiple red-zone trips in just seven of 14 games this season, and only four teams have gotten inside the 20-yard line more than twice in a game against the Ducks. Perhaps the only hole in Oregon's defense this season has been stopping teams once they've gotten inside the red zone, but the Ducks got their first red-zone stop of the season in Week 11 at Iowa with a crucial forced fumble and recovery in the third quarter. Oregon also thwarted Texas Tech's only red-zone trip in the Orange Bowl, forcing a turnover to preserve the shutout. The lack of red-zone opportunities and lack of big plays against the Ducks have yielded just 25 total touchdowns against Oregon this season, tied for ninth-fewest in the nation.

NO EXPLOSIVES

While Oregon's offense has been among the best in the nation at creating explosive plays, the Ducks' defense has been just as good at preventing them. Oregon is tied for fourth in the nation in fewest plays of 20-plus yards in the nation this season with just 36 while also ranking third in fewest plays 10-plus yards (110). UO's defense is also tied for seventh in rushes of 20-plus yards allowed (7) and tied for fourth in rushes of 10-plus yards allowed (32), and the Ducks are tied for 15th in passes of 20-plus yards allowed (29). Oregon has allowed just three rushes of 20-plus yards in the first half of games this season, and the Ducks held Iowa, Minnesota and Washington to just two total plays of 20-plus yards. Texas Tech had just three 20-plus yard plays in the Orange Bowl.

SETTING THE TONE

The Oregon defense has stymied opponents in the first halves of games this season, ranking fourth nationally in first-half scoring defense at just 5.14 points allowed per game, including first-half shutouts against Northwestern, Wisconsin and Texas Tech. The Ducks allowed a first-half touchdown for the first time this season against Oregon State in Week 4 and have given up just six total TDs in the first 30 minutes of games. Opponents have failed to gain a first down on their first possession of a game in 10 of 14 contests, while teams have combined for just 16 points on their opening drives against the Ducks.

- » UO's first-half scoring differential of plus-16.29 points per game is No. 2 in the nation, trailing only Texas Tech (18.29).
- » Oregon has allowed just 11 touchdowns outside of the fourth quarter and overtime this season.
- » Ducks' opponents have converted just 36-of-106 third-down attempts (34.0 percent) in the first half.

NO ROOM FOR RUTGERS

Oregon put together one its most complete defensive games in recent memory in Week 9 at Rutgers, holding the Scarlet Knights to just 202 total yards on a measly 2.93 total yards per play. It was the fewest total yards per play allowed by a UO defense since Sept. 7, 2019, against Nevada (2.82), and the lowest given up in a conference game since Nov. 4, 2006, vs. Washington (2.51). It was also the lowest yards per play total against the Ducks in a road conference game since Nov. 21, 1992, at Oregon State (2.00). The Ducks held Rutgers to just 202 total yards, including 79 through the air and 123 on the ground. UO limited Rutgers to just 8-of-27 passing for a season-low 29.6 completion percentage, marking the lowest completion percentage allowed since 2007 against UCLA and fourth-lowest since at least 1996.

DUCKS SHUT DOWN RIVALS

It was all Ducks in the 129th edition of the in-state rivalry against Oregon State, as Oregon's defense held the Beavers to a season-low 147 total yards. It was the fewest total yards given up by Oregon since Portland State recorded just 140 in 2010. OSU managed only 80 passing yards and 67 rushing yards as UO held a team below 100 yards both through the air on the ground for just the fourth time since 1996, and first since that 2010 game against Portland State. The Ducks really put the clamps on their rivals in the second half, giving up just 43 total yards on 20 plays in the third and fourth quarters combined.



ILB BRYCE BOETTCHER

BETCH LEADING THE BIG

Oregon returned its leading tackler from 2024 in ILB **Bryce Boettcher**, who was granted a final season of football eligibility for 2025. A Eugene native and dual-sport athlete who shined for the Oregon baseball team for four years, Boettcher opted to return for his fourth and final football season despite being drafted by the Houston Astros in the 2024 MLB Draft. After racking up 94 tackles in 2024, Boettcher has taken his game to another level this season and enters the CFP Semifinal at the Big Ten's leading tackler with a career-high 125. Boettcher is just four tackles away from cracking the UO single-season top 10, and would become the first Duck since 1989 to do so. He has led Oregon in tackles 10 times in 14 games with six double-digit tackle efforts, including three straight against Oregon State (10), Penn State (career-high 13) and Indiana (11). Boettcher matched his career high with 13 tackles on a memorable Senior Day in Week 13 vs. No. 15 USC, and he is averaging 9.8 tackles per game over his last 11 contests after tying for the team lead with 12 tackles and forcing a fumble in the CFP Quarterfinal at the Orange Bowl.

- » All-Big Ten second-team selection by the league's coaches, the media and the Associated Press.
- » Most tackles by a Duck since Mark Kearns had 131 in 1989.
- » First Duck to reach 100 tackles in a season since **Noah Sewell** had 114 in 2021.
- » Also has 4.5 TFLs, a sack, two forced fumbles, an interception and five pass breakups this season.
- » Reeled in second career interception and assisted on a TFL in Big Ten opener at Northwestern in Week 3.
- » Eight career double-digit tackle games, with four coming vs. rivals Oregon State and Washington.
- » In 54 career games for Oregon, he owns 258 total tackles, 15.0 TFLs, 4.0 sacks, four forced fumbles and two interceptions.

A SENIOR DAY TO REMEMBER

Playing in Autzen Stadium for potentially the final time in his career, Boettcher put on a show against No. 15 USC on his Senior Day. Boettcher matched his career high with a team-high 13 tackles while adding a tackle for loss, but his biggest highlight came in an unexpected offensive debut. With Oregon's offense facing a 1st-and-Goal from the 1-yard line, Boettcher came on to the field with fellow defenders **A'Mauri Washington** and **Bear Alexander**. Oregon's leading tackler lined up behind the center for a direct snap and powered into the end zone for his first career touchdown, recording the first rushing touchdown by an Oregon defensive player since **Noah Sewell** on Nov. 5, 2022, at Colorado. It was the first touchdown for Boettcher since the final game of his high school football career, where he shined as a quarterback for local South Eugene High School.

2024 BURLSWORTH TROPHY WINNER

Boettcher has become one of the best stories in all of college athletics as a former walk-on in both baseball and football. Boettcher enjoyed a breakout season in 2024, earning all-Big Ten second-team honors by both the league's coaches and the media while leading the Ducks with a career-high 94 total tackles and a team-high 50 solo tackles. He also racked up a career-high 8.0 tackles for loss, a pair of sacks and an interception. Boettcher's terrific season and perseverance throughout his career was rewarded when he was named the winner of the 2024 Burlsworth Trophy, presented annually to the nation's most outstanding player who began his career as a walk-on. Boettcher became the first Duck ever to win the Burlsworth Trophy, and was named a semifinalist for the honor once again in 2025. Boettcher was also named the Burlsworth Trophy Walk-On of the Week after recording 11 tackles and two pass breakups in Oregon's win at Oregon State on Sept. 14, 2024, and he earned the honor for the second time in his career with his career-best 13-tackle performance at No. 3 Penn State in Week 5 this season.

FOR THE LOVE OF THE GAME

Boettcher enjoyed a career year for the Oregon baseball team as a senior in 2024 before opting to finish out his career with the football team. He was drafted in the 13th round of the 2024 MLB Draft by the Houston Astros after a stellar spring that saw him become the fifth player in UO baseball history to win a ABCA/Rawlings Gold Glove for his outstanding defense in center field. Boettcher started 54 of Oregon's 60 games while helping the Ducks reach the NCAA Super Regionals for the second year in a row, slashing .276/.372/.500 while going 53-for-192 at the plate. Boettcher blasted a career-high 12 home runs while driving in 35 runs, and he led the team with 46 runs scored. The Gold Glove winner made six diving catches and robbed two home runs, and he also showed off his speed on the basepaths with 15 stolen bases.

- » Played in 188 career games while making 82 starts, batting .242 (72-for-297) with 14 home runs, nine doubles, a triple, 48 RBIs, 83 runs scored and 27 stolen bases.
- » Committed just one defensive error in his Oregon career, and zero in each of the last three seasons.
- » Named to the 2024 Pac-12 All-Defensive Team in addition to winning the ABCA/Rawlings Gold Glove.

CAREER & GBG STATS

CAREER STATS

	GP	GS	UA	A	TOT
2022	12	0	9	2	2
2023	14	2	15	22	37
2024	14	13	50	44	94
2025	14	14	49	76	125
TOTAL	54	29	114	144	258

	TFL	SCK	FF	FR	INT	PBU
2022	0.0	0.0	0	0	0	0
2023	2.5	1.0	1	1	0	0
2024	8.0	2.0	1	0	1	4
2025	4.5	1.0	2	0	1	5
TOTAL	15.0	4.0	4	1	2	8

2025 GAME-BY-GAME STATS

	TKL	TFL	SCK	FF	FR	INT	PBU
MONTANA STATE	3	0.0	0.0	0	0	0	0
OKLAHOMA STATE	9	0.0	0.0	0	0	0	0
at Northwestern	5	0.5	0.0	0	0	1	1
OREGON STATE	10	0.0	0.0	0	0	0	0
at #3 Penn State	13	0.5	0.0	0	0	0	0
#7 INDIANA	11	0.0	0.0	0	0	0	0
at Rutgers	7	0.0	0.0	0	0	0	0
WISCONSIN	6	1.0	0.0	1	0	0	2
at #20 Iowa	8	1.0	1.0	0	0	0	0
MINNESOTA	9	0.0	0.0	0	0	0	0
#15 USC	13	1.0	0.0	0	0	0	0
at Washington	10	0.0	0.0	0	0	0	1
#24 JAMES MADISON	9	0.5	0.0	0	0	0	1
vs. #4 Texas Tech	12	0.0	0.0	1	0	0	0
TOTAL	125	4.5	1.0	2	0	1	5

Full career game-by-game stats on page 57

CAREER HIGHS

Tackles	13 (2x) last vs. USC (11/22/25)
Tackles For Loss	2.0 vs. Washington (11/30/24)
Sacks	1.0 (4x) last at Iowa (11/8/25)
Interceptions	1 (2x) last at Northwestern (9/13/25)
Interception Return Yards	31 at Northwestern (9/13/25)
Pass Breakups	2 (2x) last vs. Wisconsin (10/25/25)
Forced Fumbles	1 (4x) last vs. Texas Tech (1/1/26)
Fumble Recoveries	1 vs. Portland State (8/2/23)
Rushes	1 vs. USC (11/22/25)
Rushing Yards	1 vs. USC (11/22/25)
Rushing Touchdowns	1 vs. USC (11/22/25)

IN THE RECORD BOOK

SINGLE-SEASON TACKLES

1.	206	Tom Graham	1969	
2.	190	Bruce Beekley	1978	
3.	184	Steve Rennie	1971	
4.	170	Bruce Beekley	1977	
5.	154	Tom Graham	1970	
6.	147	Willie Blasher	1978	
7.	140	Chris Cosgrove	1979	
8.	131	Mark Kearns	1989	
		131	Darrell Mehl	1974
10.	129	Willie Blasher	1977	
		129	Steve Donnelly	1974
	125	Bryce Boettcher	2025	



CAREER & GBG STATS

CAREER STATS

Table with columns: Year, GP, GS, UA, A, TOT, TFL, SCK, FF, FR, INT, PBU. Rows for 2023, 2024, 2025, and TOTAL.

2025 GAME-BY-GAME STATS

Table with columns: Opponent, TKL, TFL, SCK, FF, FR, INT, PBU. Rows for various opponents including Montana State, Oklahoma State, Oregon State, etc., and a TOTAL row.

Full career game-by-game stats on page 61

CAREER HIGHS

Table listing career highs for Tackles, Tackles For Loss, Sacks, Interceptions, QB Hurries, Pass Breakups, Forced Fumbles, and Fumble Recoveries.

IN THE RECORD BOOK

SINGLE-SEASON TACKLES FOR LOSS

Table listing single-season tackles for loss with columns for rank, total, player name, and year.

SINGLE-SEASON SACKS

Table listing single-season sacks with columns for rank, total, player name, and year.



OLB TEITUM TUIOTI

CAN'T FORGET ABOUT TEITUM

OLB Teitum Tuioti has flown under the radar at times throughout his Oregon career, but the junior has been consistently productive for the Ducks since making an immediate impact as a true freshman in 2023.

- » All-Big Ten third-team selection by the league's coaches and the media.
» Has recorded a tackle for loss in 17 of his last 18 games dating back to 2024, with 12.0 sacks in that stretch.
» Seven career games with multiple TFLs, and 14 with a full sack or more.
» Credited by Pro Football Focus with 81 total pressures generated throughout his career.

LIVING IN THE BACKFIELD

Tuioti has been a one-man wrecking crew in the backfield for the Ducks this season, tallying a tackle for loss in each of Oregon's 14 games and leading the Ducks with a career-high 16.0 TFLs and a career-high 9.5 sacks.

- » 16.0 TFLs are the most in a season by a Duck since DeForest Buckner had 17.0 in 2015.
» 2.0 TFLs and 1.5 sacks in regular-season finale at Washington, and 0.5 sack and two PBUs in the CFP first round vs. JMU.
» Forced fumbles in back-to-back games against Indiana and Rutgers.
» At least one pressure in 12 of 14 games and multiple pressures in nine contests.
» Season-high six pressures generated in back-to-back games vs. Penn State and Indiana.

IMMEDIATE IMPACT

Tuioti wasted no time becoming a contributor for the Ducks, appearing in all 13 games for Oregon as a true freshman in 2023 and logging 30 tackles, 4.0 tackles for loss and a pair of sacks.

IN THE BLOOD

Tuioti comes from a supremely athletic family, particularly on the gridiron. He is the son of UO defensive line coach Tony Tuioti, who joined the program as part of head coach Dan Lanning's inaugural staff in 2022.



OLB MATAYO UIAGALELEI

GAME WRECKER

Oregon boasts one of the nation's top pass rushers in junior OLB **Matayo Uiagalelei**, who broke out in 2024 with a career-high 10.5 sacks and 12.5 tackles for loss. Uiagalelei has picked up where he left off from last season, ranking second on the team with 9.5 tackles for loss and 6.0 sacks while adding 32 total tackles, four pass breakups, two forced fumbles and a fumble recovery. Uiagalelei made a pivotal play in Oregon's 23-0 win over No. 4 Texas Tech last week in the CFP Quarterfinal at the Orange Bowl, recording a sack and forced fumble before recovering and returning the ball 16 yards to the TTU 6-yard line to set up the Ducks' first touchdown of the game. Uiagalelei now has 3.0 TFLs, 2.0 sacks and two forced fumbles in Oregon's last four games, and he has 4.5 TFLs in the last seven games. The junior had a terrific start to the season with a career high-tying 2.0 sacks in the opener against Montana State, and he shined in Week 13 against No. 15 USC with a career-high seven total tackles, 2.0 tackles for loss, a sack and a forced fumble to help Oregon to a 15-point win.

- » Leads the Ducks with 50 total pressures generated, tied for second-most in the Big Ten and tied for 18th nationally.
- » 19 pressures generated over the last four games, including at least five against USC, Washington and James Madison.
- » 18.5 career sacks, just half a sack away from cracking the Oregon all-time top 10.
- » 2.0 sacks vs. Montana State tied for the most by a Duck in a season opener, matching his total from the 2024 opener vs. Idaho.

BIG-TIME PLAYER

Uiagalelei was a dominant force for the Ducks in their first year in the Big Ten last season, leading the league in the regular season with a career-high 10.5 sacks. It was the most sacks by a Duck since **DeForest Buckner** had 10.5 in 2015 and Uiagalelei also led the Ducks and tied for eighth in the Big Ten with a career-high 12.5 tackles for loss. Uiagalelei was an all-Big Ten first-team selection by the media and second-team pick by the league's coaches, and he was named the Big Ten Defensive Player of the Week for his performance in Oregon's win at Wisconsin after finishing with five tackles, a sack and an interception late in the fourth quarter that sealed the victory for the No. 1 Ducks. He had arguably his most important performance in Oregon's historic 32-31 win over No. 2 Ohio State, when he was thrust into a larger role because of an injury to DE **Jordan Burch**, recording a then-career-high five tackles while adding 2.0 tackles for loss and a sack. His sack came at a pivotal point in the game, dropping quarterback Will Howard for a nine-yard loss on the Buckeye's first play of their final drive in the fourth quarter. The sack helped keep Ohio State out of field goal range as the Ducks' defense stood tall and held on for the win.

- » Finished 2024 third in the Big Ten with 10.5 sacks, just 2.5 shy of the UO record of 13.0 (**Nick Reed**, 2008; **Ernest Jones**, 1993).
- » Tied for 10th nationally in sacks and tied for 49th in TFLs in 2024.
- » 12.5 TFLs in 2024 were most by a Duck since **Kayvon Thibodeaux** had 14.0 in 2019.
- » In nine Big Ten games, Uiagalelei racked up 8.5 sacks and 10.5 tackles for loss.
- » Opened Big Ten play with a sack in six consecutive games.

PLUG AND PLAY

Uiagalelei contributed immediately for the Ducks as a true freshman in 2023, recording 18 tackles, 3.0 tackles for loss and a pair of sacks while playing in 13 of 14 games with one start. Uiagalelei was credited by Pro Football Focus with 12 total pressures as a freshman while earning a 77.8 overall grade and a 76.5 pass-rush grade.

- » Named the Pac-12 Freshman of the Week after racking up 2.0 TFLs and a sack in a win over Washington State.
- » Also had a sack in Oregon's win over Oregon State while going against his brother, DJ Uiagalelei.
- » 2.0 sacks tied for fourth among Pac-12 freshmen in 2023.

CAREER & GBG STATS

CAREER STATS

	GP	GS	UA	A	TOT
2023	13	1	9	9	18
2024	14	11	24	14	38
2025	14	14	16	16	32
TOTAL	41	26	49	39	88

	TFL	SCK	FF	FR	INT	PBU
2023	3.0	2.0	0	0	0	2
2024	12.5	10.5	2	0	1	2
2025	9.5	6.0	2	1	0	4
TOTAL	25.0	18.5	4	0	1	8

2025 GAME-BY-GAME STATS

	TKL	TFL	SCK	FF	FR	INT	PBU
MONTANA STATE	2	2.0	2.0	0	0	0	1
OKLAHOMA STATE	1	0.0	0.0	0	0	0	0
at Northwestern	3	1.0	1.0	0	0	0	1
OREGON STATE	1	0.0	0.0	0	0	0	0
at #3 Penn State	4	2.0	1.0	0	0	0	1
#7 INDIANA	1	0.0	0.0	0	0	0	0
at Rutgers	1	0.0	0.0	0	0	0	0
WISCONSIN	1	0.0	0.0	0	0	0	0
at #20 Iowa	2	0.5	0.0	0	0	0	0
MINNESOTA	2	1.0	0.0	0	0	0	1
#15 USC	7	2.0	1.0	1	0	0	0
at Washington	3	0.0	0.0	0	0	0	0
#24 JAMES MADISON	2	0.0	0.0	0	0	0	0
vs. #4 Texas Tech	2	1.0	1.0	1	1	0	0
TOTAL	32	9.5	6.0	2	0	0	4

Full career game-by-game stats on page 47

CAREER HIGHS

Tackles	7 vs. USC (11/22/25)
Tackles For Loss	2.0 (7x) last vs. USC (11/22/25)
Sacks	2.0 (2x) last vs. Washington (11/30/24)
Interceptions	1 at Wisconsin (11/16/24)
Interception Return Yards	1 at Wisconsin (11/16/24)
QB Hurries	2 (2x) last vs. Ohio State (10/12/24)
Pass Breakups	1 (8x) last vs. Minnesota (11/14/25)
Forced Fumbles	1 (4x) last vs. Texas Tech (1/1/26)
Fumble Recoveries	1 vs. Texas Tech (1/1/26)

IN THE RECORD BOOK

SINGLE-SEASON SACKS

1.	13.0	Nick Reed	2008
	13.0	Ernest Jones	1993
3.	12.0	Nick Reed	2007
	12.0	Mike Walter	1982
5.	11.5	Kenny Rowe	2009
	11.5	Devan Long	2003
7.	11.0	Anthony Trucks	2005
	11.0	Saul Patu	2000
	11.0	Ernest Jones	1992
10.	10.5	Matayo Uiagalelei	2024
	10.5	DeForest Buckner	2015
	10.5	Peter Brantley	1989

CAREER SACKS

1.	29.5	Nick Reed	2005-08
2.	29.0	Ernest Jones	1990-93
3.	26.5	Saul Patu	1997-00
4.	24.5	Devan Long	2002-05
5.	23.5	Kenny Rowe	2007-10
	23.5	Matt LaBounty	1988-91
7.	19.0	Kayvon Thibodeaux	2019-21
	19.0	Reggie Jordan	1993-96
	19.0	Matt Brock	1985-88
	19.0	Steve Baack	1981-83
	18.5	Matayo Uiagalelei	2023-Pres.



DEFENSIVE NOTES - INDIVIDUAL

THIENEMAN LOCKING DOWN THE BACK END

Oregon turned to the transfer portal after losing much of their production in the secondary from 2024, and the addition of DB Dillon Thieneman was one of the biggest of the offseason. Thieneman shined for Purdue over the last two seasons with back-to-back 100-tackle seasons, after leading all Big Ten defensive backs with 104 tackles in 2024. He is second among Ducks this season with 86 total tackles while adding five pass breakups, and he has arguably the biggest defensive play of the season for the Ducks with a game-sealing interception in the second overtime of Oregon's thrilling win at then-No. 3 Penn State in Week 5. It was the first interception as a Duck for Thieneman, and the seventh of his career. Thieneman is second among all Big Ten defensive backs with a 91.0 pass-coverage grade from Pro Football Focus while tying for second with a 90.7 overall defensive grade.

- » All-America second-team selection by The Sporting News, the Associated Press and the Walter Camp Football Foundation.
» Season-high 12 tackles in CFP Quarterfinal at the Orange Bowl; 11th career double-digit tackle game and second this season after having 10 in regular-season finale at Washington.
» FWAA Defensive Freshman of the Year for Purdue in 2023, as well as an Associated Press third-team all-American.
» Ranked third nationally in 2023 with six interceptions and led all FBS freshmen with 74 solo tackles.
» Led all FBS freshmen and ranked fifth among all Big Ten players in 2023 with 106 total tackles.

FRESH FINNEY

DB Brandon Finney Jr. has been terrific for the Ducks as a true freshman, starting all 14 games to kick off his collegiate career. Finney has emerged as one of the nation's premier lockdown cornerbacks, ranking first among Big Ten cornerbacks and 12th among all FBS cornerbacks (min. 100 coverage snaps) with just a 36.2 reception rate allowed. Finney is credited by Pro Football Focus with giving up only 17 catches and zero touchdowns on 47 total targets. Finney was named the defensive MVP of the CFP Quarterfinal at the Orange Bowl after coming away with three of Oregon's four takeaways, reeling in two interceptions and also recovering a fumble. Finney now has three interceptions on the season after returning his first career pick 35 yards for a game-tying touchdown in Week 7 against Indiana, and he also shined in Week 11 at Iowa with two forced fumbles and his first career TFL. On the season, Finney has 40 total tackles, 3.0 TFLs, a sack, a team-high three interceptions, two forced fumbles, a fumble recovery and a team-high eight pass breakups.

- » Tied for eighth in the Big Ten in interceptions, tied for second in passes defended (11) and tied for fifth in PBUs.
» First Duck with multiple interceptions in a game since Tysheem Johnson on Oct. 28, 2023, at Utah.
» Recorded the first pick-six by an Oregon true freshman since Rashad Bauman against USC on Oct. 25, 1997
» Finney's first forced fumble at Iowa resulted in Oregon's first red-zone stop of the season.
» At least one tackle in 13 of 14 games with 11 multi-tackle performances; six tackles, 2 INT, FR in CFP Quarterfinal vs. Texas Tech.
» Second UO true freshman defensive back ever to start a season opener, joining Aaron Gipson (2002).

THAT'S A'MAURI

Oregon came into 2025 looking for its next stalwart in the trenches, and DL A'Mauri Washington has stepped up in a big way. Washington was a popular topic during fall camp after coming in at No. 4 on Bruce Feldman's popular 'Freaks' list for his incredible athletic abilities, and he has lived up to the hype through 13 games with 31 total tackles, 4.5 tackles for loss, 1.5 sacks, eight pass breakups and 22 total pressures generated. Washington shined in the season opener vs. Montana State with career highs of five tackles and 1.5 TFLs, and his first takedown of the season resulted in a two-yard loss on 3rd-and-2 on Oregon's first defensive possession of the year. Washington notched his first career sack in Week 7 vs. No. 7 Indiana, and he assisted on a sack in the regular-season finale at Washington. The junior leads the Ducks with an 83.4 run-defense grade by PFF.

- » All-Big Ten third-team selection by the league's coaches and the media.
» Standing at 6-foot-3, 320 pounds, Washington topped out at 20.89 miles per hour during the offseason with a vertical jump of 36 inches. He also squatted 755 pounds, bench pressed 475 pounds and power cleaned 385 pounds.

BIG BEAR, BIG ROAR

Redshirt junior DL Bear Alexander has made his presence felt in his first 14 games as a Duck. The USC transfer ranks sixth among Ducks with 50 total tackles while ranking third with 6.5 tackles for loss, and he owns a 73.3 run-defense grade from Pro Football Focus. Alexander made a key play in Oregon's top-20 win at Iowa in Week 11, recovering a fumble in the third quarter for a big defensive stop in the red zone, and he assisted on a sack in the CFP first round against James Madison. Alexander has multiple tackles in 12 of 14 games, including a career-high tying six in Week 7 against Indiana while also tying his career high with 2.0 TFLs. Alexander recently announced that he will return to Oregon for the 2026 season.

- » All-Big Ten second-team selection by the league's coaches, the media and the Associated Press.
» Has 6.0 TFLs over his last 10 games after assisting on one in the CFP first round, upping his career total to 16.0.
» Recorded his first sack as a Duck in Week 3 at Northwestern while finishing with five total tackles.

PICKS FOR MIX

Junior ILB Jerry Mixon enjoyed a breakout start to the 2025 season, recording an interception in back-to-back games against Oklahoma State and Northwestern in Weeks 2 and 3, respectively. Mixon's interception against the Cowboys marked his first career pick, which he returned 26 yards for his first career touchdown. In Week 3 at Northwestern, he returned his third-quarter interception 36 yards to the Northwestern 35-yard line to set up Oregon's fourth touchdown of the afternoon. Mixon added five tackles while registering a tackle for loss against the Wildcats, helping him take home Big Ten Defensive Player of the Week in Week 3. Mixon stood out once again in Oregon's top-20 win at Iowa in Week 11, leading the Ducks with a career-high 13 tackles while assisting on a tackle for loss and also recovering a fumble on the final play of the game. Mixon also impressed in the CFP Quarterfinal at the Orange Bowl vs. Texas Tech, notching four tackles, a TFL and two pass breakups.

- » Fifth among Ducks with a career-high 54 tackles while adding 4.0 TFLs, half a sack, seven PBUs and two interceptions.
» 13 tackles are tied with ILB Bryce Boettcher (2x) for the most by a Duck this season.
» First Duck since DB Khyree Jackson in 2023 with an interception in back-to-back games.

GAME CAPTAINS

Table with 2 columns: Game and Captains. Lists opponents and their respective captains.

NUMBERS TO KNOW

14 OLB Teitum Tuioti has recorded a tackle for loss in all 14 games and is fourth in the Big Ten with 16.0 TFLs this season.

17 True freshman DB Brandon Finney Jr. is credited by PFF with giving up just 17 receptions on 47 targets this season.

91.0 DB Dillon Thieneman is second among all Big Ten defensive backs with a 91.0 pass-coverage grade by PFF.

125 ILB Bryce Boettcher is the Big Ten leader in tackles with 125, most by a Duck since Mark Kearns had 131 in 1989.



True freshman DB Brandon Finney Jr. was named the defensive MVP of the CFP Quarterfinal at the Orange Bowl after recording three of Oregon's four takeaways with his first career multi-interception game and first career fumble recovery.

CAREER DEFENSIVE STATS
TACKLES (Players with 10+ career tackles listed)

Player	'21	'22	'23	'24	'25	Career
Dillon Thieneman	--	--	106	104	86	296
Bryce Boettcher	--	2	37	94	125	258
Teitum Tuioti	--	--	30	58	66	154
Jadon Canady	55	20	2	38	35	150
Theran Johnson	0	13	37	53	17	120
Bear Alexander	--	9	48	4	50	111
Devon Jackson	--	1	17	47	39	104
Matayo Uiagalelei	--	--	18	38	32	88
Aaron Flowers	--	--	--	1	63	64
Jerry Mixon	--	--	5	3	54	62
A'Mauri Washington	--	--	2	10	31	43
Brandon Finney	--	--	--	--	40	40
Blake Purchase	--	--	5	2	31	38
Peyton Woodyard	--	--	--	9	22	31
Ashton Porter	--	--	1	4	18	23
Terrance Green	--	--	3	4	15	22
Ify Obidegwu	--	--	--	RS	21	21
Tione Gray	--	--	--	1	17	18
Na'eem Offord	--	--	--	--	14	14
Zach Grisham		1	1	0	9	11
Will Straton	--	--	RS	0	11	11

GAMES WITH 7+ TACKLES

Player	'21	'22	'23	'24	'25	Career
Dillon Thieneman	--	--	11	10	7	28
Bryce Boettcher	--	0	0	9	11	20
Teitum Tuioti	--	--	0	3	1	4
Aaron Flowers	--	--	--	RS	3	3
Jadon Canady	1	0	0	1	0	2
Devon Jackson	--	0	0	2	0	2
Theran Johnson	0	0	0	1	0	1
Jerry Mixon	--	--	0	0	1	1
Matayo Uiagalelei	--	--	0	0	0	1

GAMES WITH 10+ TACKLES

Player	'21	'22	'23	'24	'25	Career
Dillon Thieneman	--	--	4	5	2	11
Bryce Boettcher	--	0	0	3	6	9
Jerry Mixon	--	--	0	0	1	1

GAMES AS TEAM LEADER IN TACKLES (Ties included)

Player	'21	'22	'23	'24	'25	Career
Bryce Boettcher	--	0	1	7	10	18
Dillon Thieneman	--	--	8	8	2	18
Teitum Tuioti	--	--	0	2	1	3
Theran Johnson	0	0	0	2	0	2
Bear Alexander	--	0	1	0	0	1
Jadon Canady	1	0	0	0	0	1
Jahlil Florence	--	0	1	RS	0	1
Aaron Flowers	--	--	--	RS	1	1
Jerry Mixon	--	--	0	0	1	1
A'Mauri Washington	--	--	0	0	1	1

SACKS

Player	'21	'22	'23	'24	'25	Career
Matayo Uiagalelei	--	--	2.0	10.5	6.0	18.5
Teitum Tuioti	--	--	2.0	5.5	9.5	17.0
Bear Alexander	--	2.0	1.5	0.0	1.0	4.5
Bryce Boettcher	--	0.0	1.0	2.0	1.0	4.0
Blake Purchase	--	--	1.0	0.5	2.0	3.5
Dillon Thieneman	--	--	0.0	1.0	1.0	2.0
Nasir Wyatt	--	--	--	--	2.0	2.0
Devon Jackson	--	0.0	0.0	1.5	0.0	1.5
Jerry Mixon	--	--	1.0	0.0	0.5	1.5
Ashton Porter	--	--	RS	0.5	1.0	1.5
A'Mauri Washington	--	--	0.0	0.0	1.5	1.5
Brandon Finney	--	--	--	--	1.0	1.0
Terrance Green	--	--	RS	1.0	0.0	1.0
Will Straton	--	--	RS	0.0	0.5	0.5
Dylan Williams	--	--	--	RS	0.5	0.5

GAMES WITH A SACK (Half-sack included)

Player	'21	'22	'23	'24	'25	Career
Teitum Tuioti	--	--	2	5	9	16
Matayo Uiagalelei	--	--	2	9	5	16
Bear Alexander	--	2	2	0	2	6
Bryce Boettcher	--	0	1	2	1	4
Blake Purchase	--	--	1	1	2	4
Devon Jackson	--	0	0	2	0	2
Jerry Mixon	--	--	1	0	1	2
Ashton Porter	--	--	RS	1	1	2
Dillon Thieneman	--	--	0	1	1	2
A'Mauri Washington	--	--	0	0	2	2
Nasir Wyatt	--	--	--	--	2	2
Brandon Finney	--	--	--	--	1	1
Terrance Green	--	--	RS	1	0	1
Will Straton	--	--	RS	0	1	1
Dylan Williams	--	--	--	RS	1	1

GAMES WITH MULTIPLE SACKS (1.5 sacks or more)

Player	'21	'22	'23	'24	'25	Career
Matayo Uiagalelei	--	--	0	2	1	3
Teitum Tuioti	--	--	0	1	1	2



CAREER DEFENSIVE STATS

TACKLES FOR LOSS

Player	'21	'22	'23	'24	'25	Career
Teitum Tuioti	--	--	4.0	7.5	16.0	27.5
Matayo Uiagalelei	--	--	3.0	12.5	9.5	25.0
Bear Alexander	--	3.0	6.5	0.0	6.5	16.0
Bryce Boettcher	--	0.0	2.5	8.0	4.5	15.0
Dillon Thieneman	--	--	2.0	4.5	3.5	10.0
Jadon Canady	2.5	1.0	RS	2.5	1.0	7.0
Blake Purchase	--	--	2.0	0.5	4.5	7.0
A'Mauri Washington	--	--	0.0	1.5	4.5	6.0
Theran Johnson	0.0	0.0	2.0	3.5	0.0	5.5
Jerry Mixon	--	--	1.0	0.0	4.0	5.0
Devon Jackson	--	RS	1.5	2.5	0.0	4.0
Brandon Finney	--	--	--	--	3.0	3.0
Terrance Green	--	--	RS	2.0	1.0	3.0
Ashton Porter	--	--	RS	0.5	1.5	2.0
Nasir Wyatt	--	--	--	--	2.0	2.0
Dylan Williams	--	--	--	RS	1.5	1.5
Aaron Flowers	--	--	--	RS	1.0	1.0
Tionne Gray	--	--	--	RS	1.0	1.0
Ify Obidegwu	--	--	--	RS	0.5	0.5
Will Straton	--	--	RS	0.0	0.5	0.5
Peyton Woodyard	--	--	--	0.0	0.5	0.5

GAMES WITH A TACKLE FOR LOSS (0.5 TFLs or more)

Player	'21	'22	'23	'24	'25	Career
Teitum Tuioti	--	--	4	6	14	24
Matayo Uiagalelei	--	--	2	9	7	18
Bear Alexander	--	2	7	0	7	16
Bryce Boettcher	--	0	3	7	6	16
Dillon Thieneman	--	--	2	5	4	11
A'Mauri Washington	--	--	0	2	6	8
Theran Johnson	0	0	2	4	0	6
Blake Purchase	--	--	2	1	4	7
Jadon Canady	2	1	RS	2	1	6
Jerry Mixon	--	--	1	0	5	6
Brandon Finney	--	--	--	--	4	4
Terrance Green	--	--	RS	2	2	4
Devon Jackson	--	RS	1	2	0	3
Ashton Porter	--	--	RS	1	2	3
Aaron Flowers	--	--	--	RS	2	2
Tionne Gray	--	--	--	RS	2	2
Nasir Wyatt	--	--	--	--	2	2
Ify Obidegwu	--	--	--	RS	1	1
Will Straton	--	--	RS	0	1	1
Dylan Williams	--	--	--	RS	1	1
Peyton Woodyard	--	--	--	0	1	1

GAMES WITH MULTIPLE TACKLES FOR LOSS (1.5 TFLs or more)

Player	'21	'22	'23	'24	'25	Career
Matayo Uiagalelei	--	--	1	4	3	8
Teitum Tuioti	--	--	0	2	5	7
Bear Alexander	--	1	1	0	1	3
Bryce Boettcher	--	0	0	2	0	2
Jadon Canady	1	0	RS	1	0	2
Devin Jackson	--	RS	1	1	0	2
Blake Purchase	--	--	0	0	1	1
A'Mauri Washington	--	--	0	0	1	1
Dylan Williams	--	--	--	RS	1	1

INTERCEPTIONS

Player	'21	'22	'23	'24	'25	Career
Dillon Thieneman	--	--	6	0	2	8
Jadon Canady	2	0	RS	0	2	4
Brandon Finney	--	--	--	--	3	3
Theran Johnson	0	0	1	2	0	3
Bryce Boettcher	--	0	0	1	1	2
Jerry Mixon	--	--	0	0	2	2
Aaron Flowers	--	--	--	RS	1	1
Ify Obidegwu	--	--	--	RS	1	1
Blake Purchase	--	--	0	0	1	1
Matayo Uiagalelei	--	--	0	1	0	1
Peyton Woodyard	--	--	--	0	1	1

GAMES WITH AN INTERCEPTION

Player	'21	'22	'23	'24	'25	Career
Dillon Thieneman	--	--	5	0	2	7
Jadon Canady	2	0	RS	0	2	4
Theran Johnson	0	0	1	2	0	3
Bryce Boettcher	--	0	0	1	1	2
Brandon Finney	--	--	--	--	2	2
Jerry Mixon	--	--	0	0	2	2
Aaron Flowers	--	--	--	RS	1	1
Ify Obidegwu	--	--	--	RS	1	1
Blake Purchase	--	--	0	0	1	1
Matayo Uiagalelei	--	--	0	1	0	1
Peyton Woodyard	--	--	--	0	1	1

GAMES WITH MULTIPLE INTERCEPTIONS

Player	'21	'22	'23	'24	'25	Career
Brandon Finney	--	--	--	--	1	1
Dillon Thieneman	--	--	1	0	0	1

SPECIAL TEAMS NOTES



K **Atticus Sappington** is tied for sixth in UO single-season history with 19 made field goals and is 8-of-9 over last the three games, including a three-field goal day at the Orange Bowl that included the longest field goal (50 yards) in UO postseason history.

AUTOMATTICUS

K **Atticus Sappington** is putting together one of the best kicking seasons in program history as a redshirt senior, fueled by a terrific stretch over the last three games. Sappington is 19-of-23 on field goals this season and 8-of-9 over the last three contests, including a 4-for-4 day at Washington and a 3-for-4 performance in the CFP Quarterfinal at the Orange Bowl against Texas Tech. Sappington was good from 50, 39 and 43 yards at the Orange Bowl, with his 50-yarder surpassing the 48-yarder he made in the CFP first round vs. James Madison for the longest in UO bowl or playoff history. Sappington has been a force down the stretch for the Ducks, going 4-for-4 in the regular-season finale at Washington with a career-long 51-yard field goal that was the longest by a Duck since **Matt Evensen** hit a 52-yarder on Oct. 25, 2008. Sappington also made from 46, 32 and 37 yards to set a new career high with four made field goals, becoming the first Duck since at least 1996 to go 4-for-4 on field goals with a long make of 50-plus yards. Sappington was named the Big Ten Special Teams Player of the Week for the second time this season after previously sealing Oregon's 18-16 win over Iowa with a 39-yard, game-winning field goal with three seconds left.

- » Tied for sixth in UO single-season history with 19 made field goals and tied for eighth all-time with 33 makes as a Duck.
- » Four-time Big Ten Special Teams Player of the Week, also earning the honor after Weeks 2 and 3 last season.
- » Made 14-of-16 field goals in 2024 and was 11-of-11 on field goals of inside 40 yards; 3-of-4 on tries of 40-49 yards.
- » Spent 2021-23 at Oregon State, leading the Pac-12 and ranking fifth nationally in field goal-percentage (92.86, 13-of-14) in 2023.

MR. AUSTRALIA

P **James Ferguson-Reynolds** took over punting duties for the Duck this season and has solidified his place as one of the nation's best at the position after three solid years at Boise State. Ferguson-Reynolds has punted 33 times with an average of 41.6 yards per punt, pinning 16 of his kicks inside the opponent's 20-yard line. The Australia native has five punts of 50-plus yards and has allowed just three touchbacks with 13 fair catches. Ferguson-Reynolds has been the nation's best punter at limiting returns as opponents have returned just four punts for four yards, the lowest mark in college football. Ferguson-Reynolds has also put his athleticism on display multiple times with two successful fake punts, rushing 21 yards for a first down against Oregon State and connecting on an 11-yard pass to OLB **Teitum Tuioti** in the CFP Quarterfinal at the Orange Bowl.

- » Just the 10th FBS punter since 1996 and first since 2021 to have a rush of 20-plus yards and a 10-plus yard pass in the same season.
- » 21-yard run vs. Oregon State was the longest by an Oregon punter since a 30-yard rush by **Kurtis Doerr** on Sept. 25, 1999, the second-longest since at least 1996 and the third of at least 20 yards since 1996.
- » Just the fourth UO punter since 1996 to have a pass of 10-plus yards, and first since **Blake Maimone** in 2018.
- » Season-long 58-yard punt against Minnesota while punting twice for an average of 50.0 yards.
- » AFCA second-team all-American for Boise State in 2023, leading the nation with a 49.7 punting average while booming 29 punts of 50-plus yards and 23 pinned inside the 20-yard line.

HOLIDAY SPECIAL

Oregon's special teams made its presence felt in a big way in the first-round College Football Playoff game against James Madison in Autzen Stadium. DL **Tionne Gray** blocked a JMU field goal in the first quarter, and OLB **Blake Purchase** blocked a punt in the third quarter that was recovered and returned for a touchdown by RB **Jayden Limar**. It is the first time since at least 2015 that Oregon has blocked both a field goal and a punt in the same game. Oregon has now blocked two punts this season, with WR **Jeremiah McClellan** getting home for a block in the season opener against Montana State.

GOING, GOING, GONE!

With multiple options at punt returner out due to injury, WR **Malik Benson** stepped up in a big way in Week 13 vs. No. 15 USC. With the game tied in the second quarter, Benson returned a punt 85 yards for a touchdown to give Oregon the lead for good. It was Benson's first collegiate punt return touchdown and Oregon's first special-teams touchdown of the season. Benson's 85-yard house call was the first by a Duck since **Tez Johnson** had an 85-yard return of his own last season against Boise State, and it matched the seventh-longest punt return in program history. It was the 37th punt return touchdown for the Ducks since 1949, and the seventh-longest punt return by any FBS player this season.

NUMBERS TO KNOW

4

Oregon has allowed just four punt returns for four yards this season, the lowest mark in the nation.

K **Atticus Sappington** made a career-long 51-yard field goal at Washington, longest by a Duck since Oct. 25, 2008.

51

85

WR **Malik Benson** returned a punt 85 yards for a touchdown against USC, tying the seventh-longest punt return in UO history.


IN THE RECORD BOOK

SINGLE-SEASON FIELD GOALS MADE

NAME	YEAR	FG
1. Gregg McCallum	1989	24
2. Aidan Schneider	2015	22
3. Tommy Thompson	1992	21
4. Jared Siegel	2002	20
Nathan Villegas	1998	20
6. Atticus Sappington	2025	19
Paul Martinez	2005	19
8. Kirk Dennis	1988	17
9. Morgan Flint	2009	16
Matt Evensen	2007	16
Joshua Smith	1995	16
Tommy Thompson	1993	16

CAREER FIELD GOALS MADE

NAME	YEARS	FG
1. Aidan Schneider	2014-17	51
2. Camden Lewis	2019-23	49
Jared Siegel	2001-04	49
4. Gregg McCallum	1989-91	45
5. Tommy Thompson	1990-93	37
6. Joshua Smith	1995-97	36
7. Paul Martinez	2003-06	34
8. Atticus Sappington	2024-Pres.	33
Nathan Villegas	1998-99	33
9. Matt Evensen	2005-08	32
Kirk Dennis	1987-88	32
Matt MacLeod	1984-86	32



WR **Malik Benson** made a game-changing play on special teams in Oregon's win over No. 15 USC, breaking a tie game in the second quarter with an 85-yard punt return for a touchdown. It was Benson's first career punt return touchdown.



GAME-BY-GAME NOTABLES

Opponent	Time	TV	Location	Length	Coin Toss	Defer/Receive	Helmet/Jerseys/Pants	Attendance
MONTANA STATE	1:01 p.m.	BTN	Eugene, Ore.	3:00	Lost	Defer	Yellow/Green/Yellow	57,257
OKLAHOMA STATE	12:40 p.m.	CBS	Eugene, Ore.	3:26	Won	Receive	Green/Green/Green	57,266
at Northwestern	9:10 a.m.	FOX	Evanston, Ill.	3:01	Lost	Defer	Yellow/White/Yellow	12,023
OREGON STATE	12:01 p.m.	BTN	Eugene, Ore.	3:05	Lost	Defer	White/Black/Black	58,571
at Penn State	4:52 p.m.	NBC	University Park, Pa.	3:22	Lost	Defer	Black/White/Black	111,015
INDIANA	12:40 p.m.	CBS	Eugene, Ore.	3:30	Lost	Defer	Green/Black/Green	59,625
at Rutgers	3:30 p.m.	BTN	Piscataway, N.J.	3:15	Lost	Defer	White/White/White	53,127
WISCONSIN	4:10 p.m.	FS1	Eugene, Ore.	4:05	Won	Defer	Black/Black/Black	58,940
at Iowa	12:42 p.m.	CBS	Iowa City, Iowa	3:21	Won	Defer	Green/White/Green	69,250
MINNESOTA	6 p.m.	FOX	Eugene, Ore.	3:38	Won	Receive	White/Green/White	58,830
USC	12:40 p.m.	CBS	Eugene, Ore.	4:26	Lost	Receive	Green/Black/Black	59,588
at Washington	12:30 p.m.	CBS	Seattle, Wash.	3:24	Won	Defer	Yellow/White/Green	72,376
JAMES MADISON	4:40 p.m.	TNT/HBO MAX	Eugene, Ore.	3:53	Won	Receive	Green/Green/Yellow	55,124
vs. Texas Tech	9:00 a.m.	ESPN	Miami Gardens, Fla.	3:27	Lost	Defer	Black/White/Gray	65,021
vs. Indiana	4:30 p.m.	ESPN	Atlanta, Ga.					

GAME-BY-GAME LEADERS

Opponent	Rushes	Rush Yards	Catches	Receiving Yards	Tackles	Tackles-For-Loss	Sacks
MONTANA STATE	10, N. Whittington	68, N. Whittington	5, M. Benson	51, M. Benson	5, Tuioti/Washington	2.0, M. Uiagalelei	2.0, M. Uiagalelei
OKLAHOMA STATE	9, M. Hughes	91, N. Whittington	3, G. Bryant Jr.	76, J. McClellan	9, B. Boettcher	1.5, T. Tuioti	1.0, T. Tuioti
at Northwestern	11, J. Limar	94, D. Hill Jr.	4, Benson/Dak. Moore	62, M. Benson	7, A. Flowers	1.0, Mixon/Uiagalelei	1.0, M. Uiagalelei
OREGON STATE	12, J. Limar	70, J. Limar	4, K. Sadiq	65, G. Bryant Jr.	10, B. Boettcher	1.5, T. Tuioti	none
at Penn State	10, Hill Jr./Dante Moore	82, D. Hill Jr.	7, Dak. Moore	89, Dak. Moore	13, B. Boettcher	2.0, M. Uiagalelei	1.0, Tuioti/Uiagalelei
INDIANA	9, Dan. Moore	59, J. Davison	4, 3 players	44, M. Benson	11, B. Boettcher	2.0, B. Alexander	1.0, A. Washington
at Rutgers	11, N. Whittington	125, N. Whittington	4, K. Sadiq	80, K. Sadiq	7, B. Boettcher	2.0, B. Purchase	1.0, Purchase/Tuioti
WISCONSIN	16, J. Davison	102, J. Davison	3, McClellan/Dak. Moore	45, Dak. Moore	7, D. Thieneman	1.0, Boettcher/Johnson	none
at Iowa	17, N. Whittington	118, N. Whittington	4, J. Johnson	36, J. Johnson	13, J. Mixon	1.0, Boettcher/Tuioti/Finney	1.0, Boettcher/Tuioti
MINNESOTA	8, N. Whittington	72, N. Whittington	8, K. Sadiq	96, K. Sadiq	9, B. Boettcher	1.0, 5 players	1.0, 3 players
USC	19, N. Whittington	104, N. Whittington	6, K. Sadiq	72, K. Sadiq	13, B. Boettcher	2.0, M. Uiagalelei	1.0, M. Uiagalelei
at Washington	17, N. Whittington	47, N. Whittington	5, M. Benson	102, M. Benson	10, Boettcher/Thieneman	2.0, T. Tuioti	1.5, T. Tuioti
JAMES MADISON	10, J. Davison	90, J. Davison	6, J. McClellan	119, M. Benson	9, B. Boettcher	1.0, Porter/Thieneman	1.0, A. Porter
vs. Texas Tech	15, J. Davison	42, J. Davison	5, M. Benson	66, J. Johnson	12, Boettcher/Thieneman	2.0, T. Tuioti	2.0, T. Tuioti
vs. Indiana							

GAME-BY-GAME OFFENSIVE LINE SNAPS

Player	TOTAL	MSU	OKST	NU	OSU	PSU	IND	RUT	WIS	IOWA	MINN	USC	WASH	JMU	TTU	IND
Dave Iuli	874	62	56	44	73	80	65	35	56	59	61	74	74	57	78	
Emmanuel Pregnon	840	12	47	44	72	80	65	45	68	59	61	74	74	57	82	
Alex Harkey	817	54	51	44	73	80	65	45	68	--	55	70	74	56	82	
Isaiah World	815	54	48	44	73	80	65	46	68	59	55	19	74	56	74	
Iapani Laloulu	814	48	47	44	73	80	65	45	68	59	61	12	74	56	82	
Genorris Wilson	171	18	16	17	8	5	2	29	17	59	--	--	--	--	--	
Charlie Pickard	135	14	15	13	7	--	--	18	--	1	3	62	--	1	1	
Fox Crader	97	4	6	7	--	--	--	7	--	--	9	55	--	1	8	
Matthew Bedford	82	28	14	13	7	--	--	17	--	--	3	--	--	--	--	
Kawika Rogers	71	16	--	13	6	--	--	18	--	--	9	4	--	1	4	
Trent Ferguson	54	8	5	6	7	--	--	11	--	1	8	1	1	1	6	
Lipe Moala	10	4	6	--	--	--	--	--	--	--	--	--	--	--	--	
Douglas Utu	9	3	5	--	--	--	--	--	--	--	--	1	--	--	--	
Ziyare Addison	8	4	4	--	--	--	--	--	--	--	--	--	--	--	--	
Devin Brooks	8	4	4	--	--	--	--	--	--	--	--	--	--	--	--	
Demitri Manning	8	4	4	--	--	--	--	--	--	--	--	--	--	--	--	
Zac Stascausky	4	0	4	--	--	--	--	--	--	--	--	--	--	--	--	
TEAM TOTALS	956	66	66	57	80	80	65	63	68	59	64	74	74	57	83	

GAME-BY-GAME OFFENSIVE STARTERS

Opponent	LT	LG	C	RG	RT	TE	WR	WR	WR/TE/RB	RB	QB
MONTANA STATE	I. World	E. Pregnon	I. Laloulu	D. Iuli	A. Harkey	K. Sadiq	G. Bryant Jr.	Dak. Moore	J. Johnson	N. Whittington	Dan. Moore
OKLAHOMA STATE	I. World	E. Pregnon	I. Laloulu	D. Iuli	A. Harkey	K. Sadiq	G. Bryant Jr.	Dak. Moore	J. Johnson	N. Whittington	Dan. Moore
at Northwestern	I. World	E. Pregnon	I. Laloulu	D. Iuli	A. Harkey	K. Sadiq	G. Bryant Jr.	Dak. Moore	J. McClellan	J. Limar	Dan. Moore
OREGON STATE	I. World	E. Pregnon	I. Laloulu	D. Iuli	A. Harkey	K. Sadiq	G. Bryant Jr.	Dak. Moore	M. Benson	J. Limar	Dan. Moore
at Penn State	I. World	E. Pregnon	I. Laloulu	D. Iuli	A. Harkey	K. Sadiq	G. Bryant Jr.	Dak. Moore	J. Limar	N. Whittington	Dan. Moore
INDIANA	I. World	E. Pregnon	I. Laloulu	D. Iuli	A. Harkey	K. Sadiq	G. Bryant Jr.	Dak. Moore	J. Johnson	N. Whittington	Dan. Moore
at Rutgers	I. World	E. Pregnon	I. Laloulu	D. Iuli	A. Harkey	K. Sadiq	G. Bryant Jr.	Dak. Moore	M. Benson	N. Whittington	Dan. Moore
WISCONSIN	I. World	E. Pregnon	I. Laloulu	D. Iuli	A. Harkey	K. Sadiq	G. Bryant Jr.	J. McClellan	J. Davison	N. Whittington	Dan. Moore
at Iowa	I. World	E. Pregnon	I. Laloulu	D. Iuli	G. Wilson	J. Johnson	G. Bryant Jr.	J. McClellan	M. Benson	N. Whittington	Dan. Moore
MINNESOTA	I. World	D. Iuli	I. Laloulu	E. Pregnon	A. Harkey	K. Sadiq	M. Benson	J. McClellan	J. Johnson	N. Whittington	Dan. Moore
USC	F. Crader	E. Pregnon	I. Laloulu	D. Iuli	A. Harkey	K. Sadiq	M. Benson	J. McClellan	J. Johnson	N. Whittington	Dan. Moore
at Washington	I. World	E. Pregnon	I. Laloulu	D. Iuli	A. Harkey	K. Sadiq	M. Benson	J. McClellan	J. Johnson	N. Whittington	Dan. Moore
JAMES MADISON	I. World	E. Pregnon	I. Laloulu	D. Iuli	A. Harkey	K. Sadiq	M. Benson	J. McClellan	J. Johnson	N. Whittington	Dan. Moore
vs. Texas Tech	I. World	E. Pregnon	I. Laloulu	D. Iuli	A. Harkey	K. Sadiq	M. Benson	J. McClellan	J. Johnson	No. Whittington	Dan. Moore
vs. Indiana											

GAME-BY-GAME DEFENSIVE STARTERS

Opponent	DE	DT	DT	DE/OLB	ILB	ILB	OLB	CB	S	S	CB	STAR
MONTANA STATE	M. Uiagalelei	T. Gray	A. Washington	--	B. Boettcher	J. Mixon	T. Tuioti	B. Finney Jr.	D. Thieneman	A. Flowers	I. Obidegwu	J. Canady
OKLAHOMA STATE	M. Uiagalelei	T. Gray	A. Washington	--	B. Boettcher	D. Jackson	T. Tuioti	B. Finney Jr.	D. Thieneman	A. Flowers	I. Obidegwu	J. Canady
at Northwestern	M. Uiagalelei	T. Gray	A. Washington	B. Purchase	B. Boettcher	D. Jackson	T. Tuioti	B. Finney Jr.	D. Thieneman	A. Flowers	I. Obidegwu	--
OREGON STATE	M. Uiagalelei	B. Alexander	A. Washington	--	B. Boettcher	J. Mixon	T. Tuioti	B. Finney Jr.	D. Thieneman	A. Flowers	I. Obidegwu	J. Canady
at Penn State	M. Uiagalelei	B. Alexander	A. Washington	--	B. Boettcher	J. Mixon	T. Tuioti	B. Finney Jr.	D. Thieneman	A. Flowers	I. Obidegwu	J. Canady
INDIANA	M. Uiagalelei	B. Alexander	A. Washington	--	B. Boettcher	J. Mixon	T. Tuioti	B. Finney Jr.	D. Thieneman	A. Flowers	T. Johnson	J. Canady
at Rutgers	M. Uiagalelei	B. Alexander	A. Washington	--	B. Boettcher	J. Mixon	T. Tuioti	B. Finney Jr.	D. Thieneman	A. Flowers	I. Obidegwu	J. Canady
WISCONSIN	M. Uiagalelei	B. Alexander	A. Washington	--	B. Boettcher	J. Mixon	T. Tuioti	B. Finney Jr.	D. Thieneman	A. Flowers	I. Obidegwu	J. Canady
at Iowa	M. Uiagalelei	B. Alexander	A. Washington	--	B. Boettcher	J. Mixon	T. Tuioti	B. Finney Jr.	D. Thieneman	A. Flowers	T. Johnson	J. Canady
MINNESOTA	M. Uiagalelei	B. Alexander	A. Washington	--	B. Boettcher	J. Mixon	T. Tuioti	B. Finney Jr.	D. Thieneman	A. Flowers	I. Obidegwu	J. Canady
USC	M. Uiagalelei	B. Alexander	A. Washington	--	B. Boettcher	J. Mixon	T. Tuioti	B. Finney Jr.	D. Thieneman	A. Flowers	T. Johnson	J. Canady
at Washington	M. Uiagalelei	B. Alexander	A. Washington	B. Purchase	B. Boettcher	J. Mixon	T. Tuioti	B. Finney Jr.	D. Thieneman	A. Flowers	I. Obidegwu	--
JAMES MADISON	M. Uiagalelei	B. Alexander	A. Washington	--	B. Boettcher	J. Mixon	T. Tuioti	B. Finney Jr.	D. Thieneman	A. Flowers	I. Obidegwu	J. Canady
vs. Texas Tech	M. Uiagalelei	B. Alexander	A. Washington	--	B. Boettcher	J. Mixon	T. Tuioti	B. Finney Jr.	D. Thieneman	A. Flowers	I. Obidegwu	J. Canady
vs. Indiana												

CAREER STARTS

Offense	'19	'20	'21	'22	'23	'24	'25	ALL	STREAK	Defense	'21	'22	'23	'24	'25	ALL	STREAK
Emmanuel Pregnon	-	0	RS	11	12	13	14	50	39	Jadon Canady	10	8	RS	11	12	41	2
Isaiah World	-	-	RS	10	12	13	13	48	3	Dillon Thieneman	-	-	12	12	14	38	38
Matthew Bedford	8	7	12	1	11	0	0	39	-	Bryce Boettcher	-	0	2	13	14	29	26
Iapani Laloulu	-	-	-	-	1	14	14	29	29	Theran Johnson	RS	2	12	11	3	28	-
Gary Bryant Jr.	-	0	7	0	12	0	9	28	-	Teitum Tuioti	-	-	0	14	14	28	28
Evan Stewart	-	-	-	8	7	12	-	27	-	Matayo Uiagalelei	-	-	1	11	14	26	15
Malik Benson	-	-	JC	JC	6	12	8	26	6	Bear Alexander	-	0	12	RS	11	23	11
Alex Harkey	-	JC	JC	0	0	12	13	25	5	Brandon Finney	-	-	-	-	14	14	14
Noah Whittington	-	0	7	1	0	0	12	20	10	Aaron Flowers	-	-	-	RS	14	14	14
Dante Moore	-	-	-	-	5	0	14	19	14	A'Mauri Washington	-	-	0	0	14	14	14
Dave Iuli	-	-	-	-	0	4	14	18	14	Jerry Mixon	-	-	0	0	12	12	11
Kenyon Sadiq	-	-	-	-	0	0	13	13	5	Iffy Obidegwu	-	-	-	RS	11	11	3
Jay Harris	-	-	-	0	10	0	0	10	-	Tionne Gray	-	-	-	RS	3	3	-
Jamari Johnson	-	-	-	-	0	0	9	9	6	Devon Jackson	-	RS	0	1	2	3	-
Jeremiah McClellan	-	-	-	-	-	RS	8	8	7	Blake Purchase	-	-	0	RS	2	2	-
Dakorien Moore	-	-	-	-	-	-	7	7	-								
Jayden Limar	-	-	-	-	0	0	3	3	-								
Charlie Pickard	-	-	RS	0	0	2	0	2	-								
Fox Crader	-	-	-	-	-	RS	1	1	-								
Jordon Davison	-	-	-	-	-	-	1	1	-								
Gernorris Wilson	-	-	-	-	RS	0	1	1	-								



2025 HONORS & AWARDS

LUKE BASSO, R-SR., LS

- » All-Big Ten second team (coaches)
- » All-Big Ten honorable mention (media)
- » Patrick Mannely Award semifinalist

MATTHEW BEDFORD, R-SR., OL

- » Jackie Robinson Community & Impact Award
- » Allstate Wuerffel Trophy watch list

MALIK BENSON, R-SR., WR

- » All-Big Ten honorable mention (media)

BRYCE BOETTCHER, SR., ILB

- » All-Big Ten second team (coaches, media, AP)
- » Burlsworth Trophy semifinalist
- » Butkus Award semifinalist
- » Burlsworth Trophy Walk-On of the Week (Week 5)
- » Bronko Nagurski Trophy watch list
- » Chuck Bednarik Award watch list
- » Butkus Award watch list
- » Reese's Senior Bowl Top 300 List

GARY BRYANT JR., R-SR., WR

- » All-Big Ten honorable mention (media as RS)

JADON CANADY, R-SR., DB

- » All-Big Ten honorable mention (coaches, media)

JORDON DAVISON, FR., RB

- » All-Big Ten honorable mention (coaches)
- » Big Ten Freshman of the Week (Week 9)

BRANDON FINNEY JR., FR., DB

- » All-Big Ten second team (coaches, AP)
- » All-Big Ten third team (media)
- » Capital One Orange Bowl Defensive MVP
- » Shaun Alexander Freshman of the Year semifinalist

AARON FLOWERS, R-FR., DB

- » All-Big Ten honorable mention (media)

ALEX HARKEY, R-SR., OL

- » All-Big Ten honorable mention (coaches, media)
- » Reese's Senior Bowl Top 300 List

MAKHI HUGHES, JR., RB

- » Associated Press preseason all-America second team
- » Walter Camp preseason all-America second team
- » Sporting News preseason all-America second team
- » Walter Camp Player of the Year watch list
- » Maxwell Award watch list
- » Doak Walker Award watch list
- » Reese's Senior Bowl Top 300 List
- » Big Ten Football Preseason Honors List

DEVON JACKSON, R-JR., ILB

- » Butkus Award watch list

JAMARI JOHNSON, R-SO., TE

- » All-Big Ten honorable mention (coaches)

IAPANI LALOULU, JR., OL

- » FWAA All-America First Team
- » Associated Press All-America Third Team
- » All-Big Ten second team (coaches)
- » All-Big Ten honorable mention (media)
- » Rimington Trophy finalist
- » Polynesian College Football Player of the Year Award finalist
- » Outland Trophy semifinalist
- » Sporting News preseason all-America second team
- » Jason Witten Collegiate Man of the Year Award watch list
- » Rimington Trophy watch list
- » Polynesian College Football Player of the Year watch list



TE **Kenyon Sadiq** was named the 2025 Big Ten Kwalick-Clark Tight End of the year, becoming the first Duck to earn the honor. He has also been named a second-team all-American by the FWAA, the Associated Press and the Walter Camp Football Foundation.

JERRY MIXON, JR., ILB

- » Big Ten Defensive Player of the Week (Week 3)

DAKORIEN MOORE, FR., WR

- » All-Big Ten honorable mention (coaches, media)
- » Shaun Alexander Freshman of the Year Award watch list
- » Earl Campbell Tyler Rose Award watch list

DANTE MOORE, R-SO., QB

- » All-Big Ten third team (media)
- » All-Big Ten honorable mention (coaches)
- » Manning Award finalist
- » Walter Camp Player of the Year semifinalist
- » Maxwell Award semifinalist
- » Davey O'Brien National Quarterback Award semifinalist
- » Capital One Orange Bowl Offensive MVP
- » Big Ten Co-Offensive Player of the Week (Week 5)
- » Walter Camp Player of the Year watch list
- » Davey O'Brien National Quarterback Award watch list

IFY OBIDEGWU, R-FR., DB

- » Shaun Alexander Freshman of the Year Award watch list

EMMANUEL PREGNON, R-SR., OL

- » The Sporting News All-America First Team
- » Associated Press All-America First Team
- » AFCA All-America Second Team
- » Walter Camp All-America second team
- » All-Big Ten first team (coaches, media, AP)
- » Outland Trophy watch list
- » Lombardi Award watch list
- » Reese's Senior Bowl Top 300 List

KENYON SADIQ, JR., TE

- » FWAA All-America Second Team
- » Associated Press All-America Second Team
- » Walter Camp All-America second team
- » Big Ten Kwalick-Clark Tight End of the Year
- » All-Big Ten first team (coaches, media, AP)
- » John Mackey Award finalist

ATTICUS SAPPINGTON, R-SR., K

- » All-Big Ten honorable mention (coaches, media)
- » Big Ten Special Teams Player of the Week (Week 11, Week 14)

EVAN STEWART, SR., WR

- » Reese's Senior Bowl Top 300 List

DILLON THIENEMAN, JR., DB

- » The Sporting News All-America second team
- » Associated Press All-America second team
- » Walter Camp All-America second team
- » All-Big Ten first team (coaches, media, AP)
- » Paycom Jim Thorpe Award semifinalist
- » Associated Press preseason all-America first team
- » Sporting News preseason all-America first team
- » Walter Camp preseason all-America second team
- » Bronko Nagurski Trophy watch list
- » Chuck Bednarik Award watch list
- » Big Ten Football Preseason Honors List
- » Reese's Senior Bowl Top 300 List

TEITUM TUIOTI, JR., OLB

- » All-Big Ten third team (coaches, media)
- » Polynesian College Football Player of the Year watch list

MATAYO UIAGELELEI, JR., OLB

- » All-Big Ten honorable mention (coaches, media)
- » Lombardi Award semifinalist
- » Associated Press preseason all-America second team
- » Bronko Nagurski Trophy watch list
- » Chuck Bednarik Award watch list
- » Lombardi Award watch list
- » Polynesian College Football Player of the Year watch list
- » Reese's Senior Bowl Top 300 List

A'MAURI WASHINGTON JR., DL

- » All-Big Ten third team (coaches, media)

NOAH WHITTINGTON, R-SR., RB

- » All-Big Ten honorable mention (coaches, media)
- » Paul Hornung Award watch list
- » Doak Walker Award watch list

ISAIAH WORLD, R-SR., OL

- » All-Big Ten second team (media)
- » All-Big Ten honorable mention (coaches)
- » Outland Trophy watch list
- » Reese's Senior Bowl Top 300 List

OFFENSIVE LINE

- » Joe Moore Award finalist



CFP RANKINGS

Week 16
Bold denotes Oregon and/or its 2025 opponents

Rank	Team	Record
1.	Indiana	13-0
2.	Ohio State	12-1
3.	Georgia	12-1
4.	Texas Tech	12-1
5.	OREGON	11-1
6.	Ole Miss	11-1
7.	Texas A&M	11-1
8.	Oklahoma	10-2
9.	Alabama	10-3
10.	Miami (Fla.)	10-2
11.	Notre Dame	10-2
12.	BYU	11-2
13.	Texas	9-3
14.	Vanderbilt	10-2
15.	Utah	10-2
16.	USC	9-3
17.	Arizona	9-3
18.	Michigan	9-3
19.	Virginia	10-3
20.	Tulane	11-2
21.	Houston	9-3
22.	Georgia Tech	9-3
23.	Iowa	8-4
24.	James Madison	12-1
25.	North Texas	11-2

AP POLL

Week 16
Bold denotes Oregon and/or its 2025 opponents

Rank	Team	Record
1.	Indiana (66)	13-0
2.	Georgia	12-1
3.	Ohio State	12-1
4.	Texas Tech	12-1
5.	OREGON	11-1
6.	Ole Miss	11-1
7.	Texas A&M	11-1
8.	Oklahoma	10-2
9.	Notre Dame	10-2
10.	Miami (Fla.)	10-2
11.	Alabama	10-3
12.	BYU	11-2
13.	Vanderbilt	10-2
14.	Texas	9-3
15.	Utah	10-2
16.	USC	9-3
17.	Tulane	11-2
18.	Michigan	9-3
19.	James Madison	12-1
20.	Virginia	10-3
21.	Arizona	9-3
22.	Navy	9-2
23.	North Texas	11-2
24.	Georgia Tech	9-3
25.	Missouri	8-4

Others receiving votes: Houston 82, **Iowa 74**, Tennessee 61, New Mexico 21, Duke 18, Boise State 16, UNLV 10, South Florida 10, SMU 8, Arizona State 6, Louisville 6, Connecticut 5, **Washington 4**, Pittsburgh 3, Kennesaw State 3, Illinois 2, Iowa State 2, W. Michigan 1, TCU 1

AFCA COACHES POLL

Week 16
Bold denotes Oregon and/or its 2025 opponents

Rank	Team	Record
1.	Indiana (61)	13-0
2.	Georgia (I)	12-1
3.	Ohio State	12-1
4.	Texas Tech	12-1
5.	OREGON	11-1
6.	Mississippi	11-1
7.	Texas A&M	11-1
8.	Oklahoma	10-2
9.	Notre Dame	10-2
10.	Miami (Fla.)	10-2
11.	Alabama	10-3
12.	Vanderbilt	10-2
13.	BYU	11-2
14.	Texas	9-3
15.	Utah	10-2
16.	USC	9-3
17.	Michigan	9-3
18.	Tulane	11-2
19.	James Madison	12-1
20.	Arizona	9-3
21.	Virginia	10-3
22.	Georgia Tech	9-3
23.	Tennessee	8-4
24.	Houston	9-3
25.	Navy	9-2

Others receiving votes: Iowa 102, North Texas 89, Missouri 51, Duke 43, SMU 32, **Washington 24**, Boise State 10, Illinois 10, Pittsburgh 9, TCU 9, Arizona State 8, Connecticut 7, Louisville 7, South Florida 7, **Penn State 6**, Kennesaw State 3, Old Dominion 2,

RECORD AS A RANKED TEAM

Category	Record
Overall	237-83-2
In 1900s	37-28-2
From 2000-09	57-23
From 2010-19	83-18
From 2020-Present	60-14
Top 5	60-16
Top 10	130-33
Top 15	184-53
Top 20	217-68-2

RECORD VS. RANKED TEAMS

Category	Record
Overall	100-150-4
In 1900s	34-104-4
From 2000-09	22-17
From 2010-19	26-18
From 2020-Present	18-11
Top 5	11-44-1
Top 10	35-76-2
Top 15	54-102-4
Top 20	85-135-4

RANKING WEEK-BY-WEEK

Week	AP	Coaches	CFP
Preseason	7	7	--
Week 2	6	5	--
Week 3	4	5	--
Week 4	6	5	--
Week 5	6	5	--
Week 6	2	2	--
Week 7	3	2	--
Week 8	8	9	--
Week 9	6	6	--
Week 10	6	6	--
Week 11	6	6	9
Week 12	7	6	8
Week 13	6	5	7
Week 14	5	5	6
Week 15	4	4	5
Week 16	5	5	5

DUCKS IN THE NFL

As of Jan. 1, 2026

Name	Pos.	NFL Team
Ugo Amadi	CB	New Orleans Saints
Arik Armstead	DT	Jacksonville Jaguars
Popo Aumavae^	DT	Carolina Panthers
TJ Bass	G	Dallas Cowboys
Jeffrey Bassa	LB	Kansas City Chiefs
DeForest Buckner	DT	Indianapolis Colts
Jordan Burch	LB	Arizona Cardinals
Jamaree Caldwell	DT	Los Angeles Chargers
Josh Conerly Jr.	OT	Washington Commanders
Ajani Cornelius	OT	Dallas Cowboys
Brandon Dorlus	DE	Atlanta Falcons
Troy Dye	LB	Los Angeles Chargers
Terrance Ferguson	TE	Los Angeles Rams
Alex Forsyth	C	Denver Broncos
Troy Franklin	WR	Denver Broncos
Royce Freeman*	RB	Los Angeles Chargers
Dillon Gabriel	QB	Cleveland Browns
Christian Gonzalez	CB	New England Patriots
Thomas Graham Jr.	CB	Baltimore Ravens
Derrick Harmon	DT	Pittsburgh Steelers
Justin Herbert	QB	Los Angeles Chargers
Patrick Herbert*	TE	Jacksonville Jaguars
Jamal Hill	LB	Houston Texans
Traeshon Holden*	WR	Dallas Cowboys
Jevon Holland	S	New York Giants
Bucky Irving	RB	Tampa Bay Buccaneers
Jordan James	RB	San Francisco 49ers
Brandon Johnson*	CB	Philadelphia Eagles
Juwan Johnson	TE	New Orleans Saints
Tez Johnson	WR	Tampa Bay Buccaneers
Steven Jones*	G	Pittsburgh Steelers
Shane Lemieux*	OL	Seattle Seahawks
Deommodore Lenoir	CB	San Francisco 49ers
Dontae Manning*	CB	Chicago Bears
Marcus Mariota	QB	Washington Commanders
Jabbar Muhammad*	CB	Jacksonville Jaguars
Johnny Mundt	TE	Jacksonville Jaguars
Bo Nix	QB	Denver Broncos
Jackson Powers-Johnson^	C	Las Vegas Raiders
Nikko Reed	CB	Los Angeles Chargers
Jordan Riley*	DT	New York Giants
Noah Sewell	LB	Chicago Bears
Penei Sewell	OT	Detroit Lions
Taki Taimani*	DL	Minnesota Vikings
Kayvon Thibodeaux	LB	New York Giants
Calvin Throckmorton*	G	Denver Broncos
Evan Williams	S	Green Bay Packers

^Reserve/Injured List | *Practice Squad



GET TO KNOW COACH

COACHING HISTORY

- 2022-Pres.. Oregon (Head Coach)
2019-21..... Georgia (Defensive Coordinator/OLB)
2018..... Georgia (Outside Linebackers)
2016-17..... Memphis (ILB/Recruiting Coordinator)
2015..... Alabama (Defensive Graduate Assistant)
2014..... Sam Houston State (Defensive Backs)
2013..... Arizona State (On-Campus Recruiting Coordinator)
2012..... Arizona State (Defensive Graduate Assistant)
2011..... Pittsburgh (Defensive Graduate Assistant)
2008-10..... Park Hill South HS (Special Teams/DBs/WRs)

PLAYING HISTORY

- 2004-07..... William Jewell (Linebacker)

POSTSEASON EXPERIENCE

HEAD COACH

- Oregon.....2026 Orange Bowl (CFP Quarterfinal)
.....2025 CFP First Round
.....2025 Rose Bowl (CFP Quarterfinal)
.....2024 Vrbo Fiesta Bowl
.....2022 SDCCU Holiday Bowl

ASSISTANT COACH

- Georgia.....2022 CFP National Championship Game^
.....2021 Capital One Orange Bowl
.....2020 Chick-fil-A Peach Bowl
.....2019 Allstate Sugar Bowl
.....2018 Allstate Sugar Bowl
Memphis.....2017 Autozone Liberty Bowl
.....2016 Boca Raton Bowl
Alabama.....2015 CFP National Championship
.....2015 Cotton Bowl Classic
Arizona State.....2013 Holiday Bowl
.....2012 Fight Hunger Bowl
Pittsburgh.....2011 Chick-fil-A Peach Bowl

^ Won national championship as Georgia's DC.

HEAD COACH DAN LANNING

Dan Lanning was officially announced as the 35th head coach in Oregon football history on December 11, 2021, as athletic director Rob Mullens brought one of college football's brightest young coaches and top defensive minds to Eugene to lead the Ducks.

Lanning has led Oregon to a terrific 48-7 overall record while posting double-digit wins in each of his first four seasons. He already owns the fourth-most wins all-time by an Oregon head coach and has led the Ducks to back-to-back College Football Playoff appearances, a Big Ten Championship and wins in the Orange Bowl, the Fiesta Bowl and the Holiday Bowl.

On March 7, 2025, Mullens announced that UO agreed to terms on a contract extension that will keep Lanning in Eugene through the 2030 season.

"Oregon football has reached historic heights under Dan's leadership," Mullens said. "His relentless commitment to providing a first-class student-athlete experience is evident in the culture he has fostered within his program. His dedication to this university, our student-athletes and the city of Eugene has put Oregon football in position to compete for championships on a yearly basis."

In his first season as the Ducks' head coach, Lanning led Oregon to a 10-3 record and a win over North Carolina in the SDCCU Holiday Bowl. Lanning became the third Oregon head coach to win 10 games in his first season, and the first since Mark Helfrich in 2013.

The Ducks took another step forward under Lanning in 2023, going 12-2 overall with an appearance in the final Pac-12 Championship Game and a win over Liberty in the Vrbo Fiesta Bowl. Lanning improved to 22-5 through his first two seasons in Eugene and became just the second Oregon head coach to win each of his first two bowl game appearances.

Lanning led the Ducks to a historic season in 2024, as Oregon went undefeated in the regular season before winning the Big Ten Championship in its first year in the conference. UO earned the No. 1 seed in the newly-expanded 12-team College Football Playoff while matching the program record with 13 wins. Lanning joined Chip Kelly as the only Oregon head coaches ever to post back-to-back 12-win seasons.

Lanning and the Ducks are 13-1 so far in 2025-26, earning double-digit wins for the fourth time in four seasons under Lanning and the fifth straight year going back to 2021. Lanning joins Kelly as the only Oregon head coaches to win at least 10 games in each of their first four seasons as the Ducks' head coach, and he is the first to win 13 games in consecutive seasons. Lanning has led the Ducks to a berth in the College Football Playoff for the second year in a row, winning the first-ever CFP game in Autzen Stadium before winning the Orange Bowl to earn the program's second trip to the CFP Semifinal (first since 2014-15).

LANNING'S HEAD COACHING RECORD

Table with 10 columns: Year, School, Overall, Pct., PF, PA, Conf., Pct., Finish, Postseason. Rows include 2022, 2023, 2024, 2025, and a TOTAL row for 4 Seasons.

PATH TO EUGENE

Lanning came to Oregon after spending the previous four seasons at Georgia, including the last three as defensive coordinator. He directed the top defense in the nation in his three seasons as defensive coordinator, and helped lead the Bulldogs to the national championship before taking over full-time as Oregon's new head coach.

A two-time finalist for the Broyles Award as the nation's top assistant coach, Lanning joined Georgia in 2018 as outside linebackers coach before being promoted to defensive coordinator.

A Missouri native, Lanning began his collegiate coaching career as a graduate assistant at Pittsburgh in 2011, and also had stints at Arizona State (2012-13), Sam Houston State (2014), Alabama (2015), and Memphis (2016-17). He made his on-field collegiate coaching debut at Sam Houston State as the defensive backs coach.

As an assistant coach, Lanning has been to and won four of the New Year's Six bowl games, including national titles with both Georgia in 2022 and Alabama in 2015. In four years with Lanning on staff, Georgia also won three SEC Eastern Division titles (2018-19, 2021) and reached back-to-back Allstate Sugar Bowls (2018-19), the Chick-fil-A Peach Bowl (2020), and the Capital One Orange Bowl (2021, CFP Semifinal).

PLAYING CAREER & PERSONAL

Born in North Kansas City, Mo., Lanning spent his playing days as a linebacker at William Jewell College in Liberty, Mo. He earned two Bachelor of Science degrees in physical education and secondary education in 2008.

Lanning began his coaching career at Park Hill South High School in Missouri after earning his degree, spending three seasons as the special teams, defensive backs and wide receivers coach. During that time, he completed coursework for his Master's degree in secondary administration from William Woods University in Fulton, Mo.

Lanning and his wife, Sauphia, have three sons - Caden, Kniles, and Titan.



JORDON DAVISON

Fr. » RB
Santa Ana, Calif. » Mater Dei HS

DAKORIEN MOORE

Fr. » WR
Duncanville, Texas » Duncanville HS

CAREER STATS

	GP/GS	RUSHING					RECEIVING				
		ATT	YDS	AVG	TD	LNG	REC	YDS	AVG	TD	LNG
2025	14/1	113	829	5.9	15	67	12	62	5.2	0	14
TOTAL	14/1	113	829	5.9	15	67	12	62	5.2	0	14

2025

	RUSHING					RECEIVING				
	ATT	YDS	AVG	TD	LNG	REC	YDS	AVG	TD	LNG
MONTANA STATE	6	26	4.3	3	8	0	0	0.0	0	0
OKLAHOMA STATE	3	6	2.0	1	5	0	0	0.0	0	0
at Northwestern	4	8	2.0	1	5	1	0	0.0	0	0
OREGON STATE	6	34	5.7	1	9	0	0	0.0	0	0
at Penn State	4	17	4.2	1	8	0	0	0.0	0	0
INDIANA	8	59	7.4	0	26	4	9	2.3	0	5
at Rutgers	4	100	25.0	1	67	0	0	0.0	0	0
WISCONSIN*	16	102	6.4	2	20	2	6	3.0	0	5
at Iowa	8	52	6.5	0	19	0	0	0.0	0	0
MINNESOTA	7	57	8.1	2	39	2	19	9.5	0	14
USC	13	50	3.8	1	11	0	0	0.0	0	0
at Washington	9	24	2.7	0	5	2	14	7.0	0	11
JAMES MADISON	10	90	9.0	0	30	0	0	0.0	0	0
vs. Texas Tech	15	42	2.8	2	7	1	14	14.0	0	14
vs. Indiana										

*started game

CAREER HIGHS

Rushes	16 vs. Wisconsin (10/25/25)
Rushing Yards	102 vs. Wisconsin (10/25/25)
Rushing TDs	3 vs. Montana State (8/30/25)
Long Rush	67 at Rutgers (10/18/25)
100-Yard Games	2 last vs. Wisconsin (10/25/25)
Receptions	4 vs. Indiana (10/11/25)
Receiving Yards	19 vs. Minnesota (11/14/25)
Receiving TDs	none
Long Reception	14 vs. Minnesota (11/14/25)

CAREER STATS

	GP/GS	RECEIVING					RUSHING				
		REC	YDS	AVG	TD	LNG	ATT	YDS	AVG	TD	LNG
2025	10/7	32	469	14.7	3	65	4	49	12.3	1	25
TOTAL	10/7	32	469	14.7	3	65	4	49	12.3	1	25

2025

	RECEIVING					RUSHING				
	REC	YDS	AVG	TD	LNG	ATT	YDS	AVG	TD	LNG
MONTANA STATE*	3	25	8.3	0	13	2	17	8.5	0	17
OKLAHOMA STATE*	2	69	34.5	1	37	1	25	25.0	1	25
at Northwestern*	4	49	12.3	0	20	0	0	0.0	0	0
OREGON STATE*	3	63	21.0	1	23	0	0	0.0	0	0
at Penn State*	7	89	12.7	0	24	0	0	0.0	0	0
INDIANA*	4	39	9.8	0	18	1	7	7.0	0	7
at Rutgers*	2	63	31.5	1	34	0	0	0.0	0	0
WISCONSIN	3	45	15.0	0	24	0	0	0.0	0	0
at Iowa										DID NOT PLAY
MINNESOTA										DID NOT PLAY
USC										DID NOT PLAY
at Washington										DID NOT PLAY
JAMES MADISON	1	5	5.0	0	5	0	0	0.0	0	0
vs. Texas Tech	3	21	7.0	0	13	0	0	0.0	0	0
vs. Indiana										

*started game

CAREER HIGHS

Receptions	7 at Penn State (9/27/25)
Receiving Yards	89 at Penn State (9/27/25)
Receiving Touchdowns	1 (3x) at Rutgers (10/18/25)
Long Reception	37 vs. Oklahoma State (9/6/25)
100-Yard Receiving Games	none
Rushes	2 vs. Montana State (8/30/25)
Rushing Yards	25 vs. Oklahoma State (9/6/25)
Rushing TDs	1 vs. Oklahoma State (9/6/25)
Long Rush	25 vs. Oklahoma State (9/6/25)



T BEAR ALEXANDER

R-Jr. » DL
Terrell, Texas » IMG Academy/Georgia/USC

CAREER STATS

	GP/GS	UA	A	TOT	TFL	SCK	FF	FR	INT	QBH	BRUP
2022 (UGA)	12/0	5	4	9	3.0-17	2.0-14	0	0-0	0-0	13	2
2023 (USC)	13/12	28	20	48	6.5-31	1.5-19	0	0-0	0-0	4	2
2024 (USC)	3/0	3	1	4	0.0-0	0.0-0	0	0-0	0-0	1	0
2025	14/11	19	31	50	6.5-14	1.0-6	0	2-0	0-0	5	1
TOTAL	42/23	55	56	111	16.0-62	4.5-39	0	2-0	0-0	23	5

2025

	UA	A	TOT	TFL	SCK	FF	FR	INT	QBH	BRUP
MONTANA STATE	0	2	2	0.0-0	0.0-0	0	0-0	0-0	0	0
OKLAHOMA STATE	0	5	5	0.0-0	0.0-0	0	0-0	0-0	0	0
at Northwestern	1	4	5	0.5-4	0.5-4	0	0-0	0-0	0	0
OREGON STATE*	0	1	1	0.0-0	0.0-0	0	1-0	0-0	1	0
at Penn State*	2	3	5	1.0-2	0.0-0	0	0-0	0-0	0	0
INDIANA*	4	2	6	2.0-4	0.0-0	0	0-0	0-0	0	0
at Rutgers*	3	1	4	1.0-1	0.0-0	0	0-0	0-0	0	0
WISCONSIN*	2	3	5	0.5-0	0.0-0	0	0-0	0-0	2	0
at Iowa*	1	2	3	0.0-0	0.0-0	0	1-0	0-0	0	0
MINNESOTA*	1	2	3	1.0-1	0.0-0	0	0-0	0-0	0	0
USC*	2	2	4	0.0-0	0.0-0	0	0-0	0-0	1	1
at Washington*	1	1	2	0.0-0	0.0-0	0	0-0	0-0	0	0
JAMES MADISON*	2	2	4	0.5-2	0.5-2	0	0-0	0-0	0	0
vs. Texas Tech*	0	1	1	0.0-0	0.0-0	0	0-0	0-0	1	0
vs. Indiana										

2024 (at USC)

	UA	A	TOT	TFL	SCK	FF	FR	INT	QBH	BRUP
vs. LSU	0	0	0	0.0-0	0.0-0	0	0-0	0-0	0	0
UTAH STATE	0	1	1	0.0-0	0.0-0	0	0-0	0-0	0	0
at Michigan	3	0	3	0.0-0	0.0-0	0	0-0	0-0	1	0
WISCONSIN										
at Minnesota										
PENN STATE										
at Maryland										
RUTGERS										
at Washington										
NEBRASKA										
at UCLA										
NOTRE DAME										
vs. Texas A&M										

2023 (at USC)

	UA	A	TOT	TFL	SCK	FF	FR	INT	QBH	BRUP
SAN JOSE STATE*	0	1	1	0.5-11	0.5-11	0	0-0	0-0	0	1
NEVADA*	1	3	4	0.5-1	0.0-0	0	0-0	0-0	0	0
STANFORD*	2	0	2	0.0-0	0.0-0	0	0-0	0-0	0	1
at Arizona State*	2	3	5	1.5-9	1.0-8	0	0-0	0-0	1	0
at Colorado*	2	0	2	0.0-0	0.0-0	0	0-0	0-0	0	0
ARIZONA*	3	1	4	0.0-0	0.0-0	0	0-0	0-0	1	0
at Notre Dame*	0	0	0	0.0-0	0.0-0	0	0-0	0-0	0	0
UTAH*	5	1	6	1.0-1	0.0-0	0	0-0	0-0	1	0
at California	1	0	1	1.0-1	0.0-0	0	0-0	0-0	1	0
WASHINGTON*	3	3	6	1.0-6	0.0-0	0	0-0	0-0	0	0
at Oregon*	2	4	6	0.0-0	0.0-0	0	0-0	0-0	0	0
UCLA*	5	1	6	0.0-0	0.0-0	0	0-0	0-0	0	0
vs. Louisville*	1	3	4	1.0-2	0.0-0	0	0-0	0-0	0	0

2022 (at Georgia)

	UA	A	TOT	TFL	SCK	FF	FR	INT	QBH	BRUP
vs. Oregon										
SAMFORD	0	1	1	0.0-0	0.0-0	0	0-0	0-0	0	0
at North Carolina	0	0	0	0.0-0	0.0-0	0	0-0	0-0	0	0
KENT STATE	1	0	1	0.0-0	0.0-0	0	0-0	0-0	0	1
at Missouri	0	0	0	0.0-0	0.0-0	0	0-0	0-0	0	0
AUBURN	0	0	0	0.0-0	0.0-0	0	0-0	0-0	4	1
VANDERBILT	0	1	1	0.0-0	0.0-0	0	0-0	0-0	0	0
vs. Florida	1	1	2	0.0-0	0.0-0	0	0-0	0-0	0	0
TENNESSEE										
at Mississippi State	0	1	1	0.0-0	0.0-0	0	0-0	0-0	1	0
at Kentucky										
GEORGIA TECH	1	0	1	1.0-4	1.0-4	0	0-0	0-0	2	0
vs. LSU	0	0	0	0.0-0	0.0-0	0	0-0	0-0	1	0
vs. Ohio State	0	0	0	0.0-0	0.0-0	0	0-0	0-0	1	0
vs. TCU	2	0	2	2.0-13	1.0-10	0	0-0	0-0	3	0

*started game

CAREER HIGHS

Tackles	6 (5x) last vs. Indiana (10/11/25)
Tackles For Loss	2.0 (2x) last vs. Indiana (10/11/25)
Sacks	1.0 (3x) last at Arizona State (9/23/23)
Interceptions	none
Interception Return Yards	4 vs. Vanderbilt (10/15/22)
QB Hurries	4 vs. Vanderbilt (10/15/22)
Pass Breakups	1 (5x) vs. USC (11/22/25)
Forced Fumbles	none
Fumble Recoveries	1 (2x) last at Iowa (11/8/25)



GARY BRYANT JR.

R-Sr. » WR
Riverside, Calif. » Centennial HS/USC

CAREER STATS

	GP/GS	RECEIVING				PUNT RETURN					
		REC	YDS	AVG	TD	LNG	ATT	YDS	AVG	TD	LNG
2020 (USC)	5/0	7	51	7.3	0	23	0	0.0	0	0	0
2021 (USC)	10/7	44	579	13.2	7	62	11	50	4.5	0	21
2022 (USC)	3/0	2	15	7.5	0	8	0	0.0	0	0	0
2023	14/12	30	442	14.7	4	71	1	11	11.0	0	11
2024	5/0	2	12	6.0	0	6	5	42	8.4	0	29
2025	11/9	26	306	11.8	4	49	13	93	7.2	0	18
TOTAL	48/28	111	1,405	12.7	15	71	30	196	6.5	0	29

2025

	RECEIVING				PUNT RETURNS					
	REC	YDS	AVG	TD	LNG	ATT	YDS	AVG	TD	LNG
MONTANA STATE*	4	31	7.8	1	14	2	17	8.5	0	10
OKLAHOMA STATE*	3	46	15.3	1	28	0	0	0.0	0	0
at Northwestern*	0	0	0.0	0	0	1	9	9.0	0	9
OREGON STATE*	3	65	21.7	1	49	4	41	10.3	0	18
at Penn State*	6	55	9.2	1	25	1	7	7.0	0	7
INDIANA*	4	37	9.3	0	18	2	8	4.0	0	7
at Rutgers*	2	32	16.0	0	24	1	0	0.0	0	0
WISCONSIN*	2	11	5.5	0	7	2	11	5.5	0	6
at Iowa*	1	22	22.0	0	22	0	0	0.0	0	0
MINNESOTA					DID NOT PLAY					
USC					DID NOT PLAY					
at Washington					DID NOT PLAY					
JAMES MADISON	0	0	0.0	0	0	0	0	0.0	0	0
vs. Texas Tech	1	7	7.0	0	7	0	0	0.0	0	0
vs. Indiana										

2024

	RECEIVING				PUNT RETURNS					
	REC	YDS	AVG	TD	LNG	ATT	YDS	AVG	TD	LNG
IDAHO					DID NOT PLAY					
BOISE STATE					DID NOT PLAY					
at Oregon State					DID NOT PLAY					
at UCLA					DID NOT PLAY					
MICHIGAN STATE					DID NOT PLAY					
OHIO STATE					DID NOT PLAY					
at Purdue					DID NOT PLAY					
ILLINOIS					DID NOT PLAY					
at Michigan					DID NOT PLAY					
MARYLAND	0	0	0.0	0	0	1	1	1.0	0	1
at Wisconsin	1	6	6.0	0	6	2	12	6.0	0	12
WASHINGTON	0	0	0.0	0	0	1	29	29.0	0	29
vs. Penn State	0	0	0.0	0	0	1	0	0.0	0	0
vs. Ohio State	1	6	6.0	0	6	0	0	0.0	0	0

2023

	RECEIVING				KICK RETURN					
	REC	YDS	AVG	TD	LNG	ATT	YDS	AVG	TD	LNG
PORTLAND STATE*	7	100	14.3	2	21	0	0	0.0	0	0
at Texas Tech*	1	9	9.0	0	9	2	37	18.5	0	20
HAWAII*	3	50	16.7	0	31	0	0	0.0	0	11
COLORADO*	2	10	5.0	0	6	1	24	24.0	0	24
at Stanford*	5	58	11.6	0	19	1	20	20.0	0	20
at Washington*	0	0	0.0	0	0	1	20	20.0	0	20
WASHINGTON STATE*	0	0	0.0	0	0	0	0	0.0	0	0
at Utah*	0	0	0.0	0	0	0	0	0.0	0	0
CALIFORNIA*	2	38	19.0	0	20	4	78	19.5	0	22
USC*	2	23	11.5	0	16	3	54	18.0	0	24
at Arizona State*	3	82	27.3	1	71	0	0	0.0	0	0
OREGON STATE*	1	10	10.0	0	10	2	26	13.0	0	14
vs. Washington	0	0	0.0	0	0	0	0	0.0	0	0
vs. Liberty	4	62	15.5	1	50	0	0	0.0	0	0

2022 (at USC)

	RECEIVING				KICK RETURN					
	REC	YDS	AVG	TD	LNG	ATT	YDS	AVG	TD	LNG
RICE	1	7	7.0	0	7	0	0	0.0	0	0
at Stanford	1	8	8.0	0	8	0	0	0.0	0	0
FRESNO STATE	0	0	0.0	0	0	2	30	15.0	0	0
at Oregon State					DID NOT PLAY					
ARIZONA STATE					DID NOT PLAY					
WASHINGTON STATE					DID NOT PLAY					
at Utah					DID NOT PLAY					
at Arizona					DID NOT PLAY					
CALIFORNIA					DID NOT PLAY					
COLORADO					DID NOT PLAY					
at UCLA					DID NOT PLAY					
NOTRE DAME					DID NOT PLAY					
vs. Utah					DID NOT PLAY					
vs. Tulane					DID NOT PLAY					

2021 (at USC)

	RECEIVING				KICK RETURN					
	REC	YDS	AVG	TD	LNG	ATT	YDS	AVG	TD	LNG
SAN JOSE STATE					DID NOT PLAY					
STANFORD*	4	11	2.8	0	6	1	17	17.0	0	17
at Washington State	3	56	18.7	1	38	2	62	31.0	0	37
OREGON STATE	5	22	4.4	1	9	1	21	21.0	0	21
at Colorado*	2	21	10.5	1	15	0	0	0.0	0	0
UTAH*	5	85	17.0	0	38	2	31	15.5	0	21
at Notre Dame*	2	14	7.0	0	8	3	61	20.3	0	24
ARIZONA	3	89	29.7	2	62	1	20	20.0	0	20
at Arizona State*	6	64	10.7	0	22	1	37	37.0	0	37
UCLA*	9	161	17.9	1	44	3	76	25.3	0	30
BYU*	5	56	11.2	1	16	2	88	44.0	0	62
at California					DID NOT PLAY					

2020 (at USC)

	RECEIVING				KICK RETURN					
	REC	YDS	AVG	TD	LNG	ATT	YDS	AVG	TD	LNG
ARIZONA STATE					DID NOT PLAY					
at Arizona	1	3	3.0	0	3	0	0	0.0	0	0
at Utah	0	0	0.0	0	0	2	36	18.0	0	18
WASHINGTON STATE	4	31		0	23	0	0	0.0	0	0
at UCLA	0	0	0.0	0	0	1	56	56.0	0	56
OREGON	2	17	8.5	0	10	5	118	23.6	0	33

*started game

CAREER HIGHS

Receptions.....	9 vs. UCLA (11/20/21)
Receiving Yards.....	161 vs. UCLA (11/20/21)
Receiving Touchdowns.....	2 (2x) last vs. Portland State (9/2/23)
Long Reception.....	71 at Arizona State (11/18/23)
100-Yard Receiving Games.....	2, last vs. Portland State (9/2/23)
Punt Returns.....	4 (2x) last vs. Oregon State (9/20/25)
Punt Return Yards.....	41 vs. Oregon State (9/20/25)
Long Punt Return.....	29 vs. Washington (11/30/24)
Punt Return For TD.....	None



4 MALIK BENSON

Sr. » WR
Lansing, Kan » Lansing HS/Hutchinson CC/Alabama/Florida State

CAREER STATS

	GP/GS	RECEIVING					PUNT RETURN				
		REC	YDS	AVG	TD	LNG	ATT	YDS	AVG	TD	LNG
2023 (BAMA)	14/6	13	162	12.5	1	33	0	0	0.0	0	0
2024 (FSU)	12/12	25	311	12.4	1	67	0	0	0.0	0	0
2025	14/8	41	696	17.0	6	64	8	155	19.4	1	85
TOTAL	40/26	79	1,169	14.8	8	67	8	155	19.4	1	85

2025

	REC	YDS	AVG	TD	LNG	PUNT RETURN				
						ATT	YDS	AVG	TD	LNG
MONTANA STATE	5	51	10.2	1	18	0	0	0.0	0	0
OKLAHOMA STATE	2	48	24.0	1	42	0	0	0.0	0	0
at Northwestern	4	62	15.5	0	27	0	0	0.0	0	0
OREGON STATE*	3	40	13.3	0	31	0	0	0.0	0	0
at Penn State	2	11	5.5	0	10	0	0	0.0	0	0
INDIANA	1	44	44.0	1	44	0	0	0.0	0	0
at Rutgers*	1	21	21.0	0	21	0	0	0.0	0	0
WISCONSIN	0	0	0.0	0	0	0	0	0.0	0	0
at Iowa*	2	29	14.5	0	24	1	6	6.0	0	6
MINNESOTA*	2	51	25.5	0	38	2	18	9.0	0	0
USC*	4	67	16.8	0	30	1	85	85.0	1	85
at Washington*	5	102	20.4	1	64	1	0	0.0	0	0
JAMES MADISON*	5	119	23.8	2	46	2	18	9.0	0	9
vs. Texas Tech*	5	51	10.2	0	24	1	28	28.0	0	28
vs. Indiana										

2024 (at Florida State)

	REC	YDS	AVG	TD	LNG	RUSHING				
						ATT	YDS	AVG	TD	LNG
vs. Georgia Tech*	4	39	9.8	0	19	0	0	0.0	0	0
BOSTON COLLEGE*	3	33	11.0	0	19	0	0	0.0	0	0
MEMPHIS*	5	99	19.8	0	67	0	0	0.0	0	0
CALIFORNIA*	2	-4	-2.0	0	1	0	0	0.0	0	0
at SMU*	1	18	18.0	0	18	0	0	0.0	0	0
CLEMSON*	3	39	13.0	0	19	1	-5	-5.0	0	-5
at Duke*	1	7	7.0	0	7	0	0	0.0	0	0
at Miami (Fla.)*	3	21	7.0	1	9	0	0	0.0	0	0
NORTH CAROLINA*	1	50	50.0	0	50	0	0	0.0	0	0
at Notre Dame*	0	0	0.0	0	0	1	7	7.0	0	7
CHARLESTON SOUTHERN*	1	4	4.0	0	4	0	0	0.0	0	0
FLORIDA*	1	5	5.0	0	5	0	0	0.0	0	0

2023 (at Alabama)

	REC	YDS	AVG	TD	LNG	RUSHING				
						ATT	YDS	AVG	TD	LNG
MIDDLE TENNESSEE	1	5	5.0	0	5	0	0	0.0	0	0
TEXAS	2	33	16.5	0	27	0	0	0.0	0	0
at South Florida	1	0	0.0	0	0	0	0	0.0	0	0
OLE MISS*	0	0	0.0	0	0	0	0	0.0	0	0
at Mississippi State*	1	27	27.0	0	27	0	0	0.0	0	0
at Texas A&M*	1	5	5.0	0	5	0	0	0.0	0	0
ARKANSAS*	1	4	4.0	0	0	0	0	0.0	0	0
TENNESSEE	1	17	17.0	0	17	0	0	0.0	0	0
LSU	0	0	0.0	0	0	0	0	0.0	0	0
at Kentucky*	1	15	15.0	0	15	0	0	0.0	0	0
CHATTANOOGA	3	23	7.7	1	20	0	0	0.0	0	0
at Auburn*	1	33	33.0	0	33	0	0	0.0	0	0
vs. Georgia	0	0	0.0	0	0	0	0	0.0	0	0
vs. Michigan	0	0	0.0	0	0	0	0	0.0	0	0

*started game

CAREER HIGHS

Receptions.....	5 (4x) last vs. James Madison (12/20/25)
Receiving Yards.....	119 vs. James Madison (12/20/25)
Receiving Touchdowns.....	2 vs. James Madison (12/20/25)
Long Reception.....	67 vs. Memphis (9/14/24)
100-Yard Receiving Games.....	2 (last) vs. James Madison (12/20/25)
Punt Returns Touchdowns.....	1 vs. USC (11/22/25)
Long Punt Return.....	85 vs. USC (11/22/25)

4 BRANDON FINNEY JR.

Fr. » DB
Owings Mills, Md. » McDonogh School

CAREER STATS

	GP/GS	UA	A	TOT	TFL	SCK	FF	FR	INT	QBH	BRUP
2025	14/14	26	14	40	3.0-14	1.0-12	2	1-0	3-37	0	7
TOTAL	14/14	26	14	24	3.0-14	1.0-12	2	1-0	3-37	0	7

2025

	UA	A	TOT	TFL	SCK	FF	FR	INT	QBH	BRUP
MONTANA STATE*	1	1	2	0.0-0	0.0-0	0	0-0	0-0	0	0
OKLAHOMA STATE*	2	0	2	0.0-0	0.0-0	0	0-0	0-0	0	0
at Northwestern*	1	0	1	0.0-0	0.0-0	0	0-0	0-0	0	1
OREGON STATE*	0	1	1	0.0-0	0.0-0	0	0-0	0-0	0	0
at Penn State*	1	2	3	0.0-0	0.0-0	0	0-0	0-0	0	0
INDIANA*	4	0	4	0.0-0	0.0-0	0	0-0	1-35	0	2
at Rutgers*	1	1	2	0.0-0	0.0-0	0	0-0	0-0	0	1
WISCONSIN*	0	0	0	0.0-0	0.0-0	0	0-0	0-0	0	0
at Iowa*	3	1	4	1.0-1	0.0-0	2	0-0	0-0	0	0
MINNESOTA*	3	0	3	1.0-12	1.0-12	0	0-0	0-0	0	1
USC*	3	0	3	0.0-0	0.0-0	0	0-0	0-0	0	1
at Washington*	1	3	4	0.5-1	0.0-0	0	0-0	0-0	0	2
JAMES MADISON*	2	3	5	0.5-0	0.0-0	0	0-0	0-0	0	0
vs. Texas Tech*	4	2	6	0.0-0	0.0-0	0	1-0	2-2	0	0
vs. Indiana										

*started game

CAREER HIGHS

Tackles.....	6 vs. Texas Tech (1/1/26)
Tackles For Loss.....	1.0 vs. Minnesota (11/14/25)
Sacks.....	1.0 vs. Minnesota (11/14/25)
Interceptions.....	2 vs. Texas Tech (1/1/26)
Interception Return Yards.....	35 vs. Indiana (10/11/25)
QB Hurries.....	none
Pass Breakups.....	2 (2x) last at Washington (11/29/25)
Forced Fumbles.....	2 at Iowa (11/8/25)
Fumble Recoveries.....	1 vs. Texas Tech (1/1/26)

STHERAN JOHNSON

R-Sr. » DB
Indianapolis, Ind. » North Central HS/Northwestern

CAREER STATS

	GP/GS	UA	A	TOT	TFL	SCK	FF	FR	INT	QBH	BRUP
2021 (NU)	3/0	0	0	0	0.0-0	0.0-0	0	0-0	0-0	0	0
2022 (NU)	11/2	11	2	13	0.0-0	0.0-0	0	0-0	0-0	0	3
2023 (NU)	12/12	23	14	37	2.0-10	0.0-0	0	0-0	1-0	0	5
2024 (NU)	11/11	40	13	53	3.5-11	0.0-0	0	0-0	2-85	0	10
2025	12/3	11	4	15	0.0-0	0.0-0	1	1-0	0-0	0	3
TOTAL	49/29	85	33	118	5.5-21	0.0-0	1	1-0	3-85	0	20

2025

	UA	A	TOT	TFL	SCK	FF	FR	INT	QBH	BRUP	
MONTANA STATE	DID NOT PLAY										
OKLAHOMA STATE	DID NOT PLAY										
at Northwestern	2	0	2	0.0-0	0.0-0	0	0-0	0-0	0	0	
OREGON STATE	0	0	0	0.0-0	0.0-0	0	0-0	0-0	0	0	
at Penn State	2	1	3	0.0-0	0.0-0	0	0-0	0-0	0	0	
INDIANA*	0	0	0	0.0-0	0.0-0	0	0-0	0-0	0	1	
at Rutgers	1	0	1	0.0-0	0.0-0	0	1-0	0-0	0	2	
WISCONSIN	1	0	1	0.0-0	0.0-0	1	0-0	0-0	0	0	
at Iowa*	1	0	1	0.0-0	0.0-0	0	0-0	0-0	0	0	
MINNESOTA	1	0	1	0.0-0	0.0-0	0	0-0	0-0	0	0	
USC*	1	1	2	0.0-0	0.0-0	0	0-0	0-0	0	0	
at Washington	2	1	3	0.0-0	0.0-0	0	0-0	0-0	0	0	
JAMES MADISON	0	0	0	0.0-0	0.0-0	0	0-0	0-0	0	0	
vs. Texas Tech	0	1	1	0.0-0	0.0-0	0	0-0	0-0	0	0	
vs. Indiana											

2024 (at Northwestern)

	UA	A	TOT	TFL	SCK	FF	FR	INT	QBH	BRUP	
MIAMI (OHIO)*	6	0	6	0.0-0	0.0-0	0	0-0	0-0	0	1	
DUKE*	4	1	5	0.5-0	0.0-0	0	0-0	1-0	0	0	
EASTERN ILLINOIS*	4	0	4	0.0-0	0.0-0	0	0-0	0-0	0	2	
at Washington*	1	2	3	0.0-0	0.0-0	0	0-0	0-0	0	0	
INDIANA*	5	0	5	1.0-2	0.0-0	0	0-0	0-0	0	3	
at Maryland*	4	1	5	1.0-6	0.0-0	0	0-0	0-0	0	3	
WISCONSIN*	2	4	6	0.0-0	0.0-0	0	0-0	0-0	0	0	
at Iowa*	2	1	3	0.0-0	0.0-0	0	0-0	1-85	0	0	
at Purdue*	6	1	7	0.0-0	0.0-0	0	0-0	0-0	0	1	
OHIO STATE	DID NOT PLAY										
at Michigan*	5	1	6	1.0-3	0.0-0	0	0-0	0-0	0	0	
ILLINOIS*	1	2	3	0.0-0	0.0-0	0	0-0	0-0	0	0	

2023 (at Northwestern)

	UA	A	TOT	TFL	SCK	FF	FR	INT	QBH	BRUP	
at Rutgers*	4	2	6	0.0-0	0.0-0	0	0-0	0-0	0	0	
UTEP*	1	0	1	0.0-0	0.0-0	0	0-0	0-0	0	0	
at Duke*	3	2	5	0.0-0	0.0-0	0	0-0	0-0	0	0	
MINNESOTA*	2	0	2	0.0-0	0.0-0	0	0-0	0-0	0	0	
PENN STATE	DID NOT PLAY										
HOWARD*	5	0	5	0.0-0	0.0-0	0	0-0	0-0	0	0	
at Nebraska*	0	4	4	0.0-0	0.0-0	0	0-0	0-0	0	1	
MARYLAND*	3	0	3	1.0-2	0.0-0	0	0-0	0-0	0	1	
IOWA*	0	1	1	0.0-0	0.0-0	0	0-0	1-0	0	0	
at Wisconsin*	0	1	1	0.0-0	0.0-0	0	0-0	0-0	0	1	
PURDUE*	1	1	2	0.0-0	0.0-0	0	0-0	0-0	0	1	
at Illinois*	1	2	3	0.0-0	0.0-0	0	0-0	0-0	0	1	
vs. Utah*	3	1	4	1.0-8	0.0-0	0	0-0	0-0	0	0	

2022 (at Northwestern)

	UA	A	TOT	TFL	SCK	FF	FR	INT	QBH	BRUP	
vs. Nebraska	DID NOT PLAY										
DUKE	0	0	0	0.0-0	0.0-0	0	0-0	0-0	0	0	
SOUTHERN ILLINOIS*	4	0	4	0.0-0	0.0-0	0	0-0	0-0	0	2	
MIAMI (OHIO)*	1	0	1	0.0-0	0.0-0	0	0-0	0-0	0	1	
at Penn State	1	1	2	0.0-0	0.0-0	0	0-0	0-0	0	0	
WISCONSIN	2	1	3	0.0-0	0.0-0	0	0-0	0-0	0	0	
at Maryland	0	0	0	0.0-0	0.0-0	0	0-0	0-0	0	0	
at Iowa	0	0	0	0.0-0	0.0-0	0	0-0	0-0	0	0	
OHIO STATE	0	0	0	0.0-0	0.0-0	0	0-0	0-0	0	0	
at Minnesota	2	0	2	0.0-0	0.0-0	0	0-0	0-0	0	0	
at Purdue	0	0	0	0.0-0	0.0-0	0	0-0	0-0	0	0	
ILLINOIS	1	0	1	0.0-0	0.0-0	0	0-0	0-0	0	0	

2021 (at Northwestern)

	UA	A	TOT	TFL	SCK	FF	FR	INT	QBH	BRUP	
MICHIGAN STATE	DID NOT PLAY										
INDIANA STATE	DID NOT PLAY										
at Duke	DID NOT PLAY										
OHIO	DID NOT PLAY										
at Nebraska	DID NOT PLAY										
RUTGERS	0	0	0	0.0-0	0.0-0	0	0-0	0-0	0	0	
at Michigan	DID NOT PLAY										
MINNESOTA	DID NOT PLAY										
IOWA	0	0	0	0.0-0	0.0-0	0	0-0	0-0	0	0	
at Wisconsin	0	0	0	0.0-0	0.0-0	0	0-0	0-0	0	0	
vs. Purdue	DID NOT PLAY										
at Illinois	DID NOT PLAY										

*started game

CAREER HIGHS

Tackles.....	7 at Purdue (11/2/24)
Tackles For Loss.....	1.0 (5x) last at Michigan (11/23/24)
Sacks.....	none
Interceptions.....	1 (3x) last at Iowa (10/26/24)
Interception Return Yards.....	85 at Iowa (10/26/24)
QB Hurries.....	none
Pass Breakups.....	3 (2x) last at Maryland (10/11/24)
Forced Fumbles.....	1 vs. Wisconsin (10/25/25)
Fumble Recoveries.....	1 at Rutgers (10/18/25)
Fumble Recovery Return Yards.....	none



DANTE MOORE

R-So. » QB
Detroit, Mich. » Martin Luther King Jr. HS/UCLA

CAREER STATS

	GP/GS	PASSING							RUSHING				
		COMP	ATT	PCT	YDS	TD	INT	LNG	CAR	YDS	AVG	TD	
2023 (UCLA)	9/5	114	213	53.5	1,610	11	9	81	45	-84	-1.9	0	
2024	5/0	7	8	87.5	49	0	0	11	1	6	6.0	0	
2025	14/14	272	373	72.9	3,280	28	9	65	68	184	2.7	2	
TOTAL	28/19	393	594	66.2	4,939	39	18	81	114	107	0.9	2	

2025

	PASSING							RUSHING				
	COMP	ATT	PCT	YDS	TD	INT	LNG	CAR	YDS	AVG	TD	
MONTANA STATE*	18	23	78.3	213	3	0	50	3	18	6.0	0	
OKLAHOMA STATE*	16	21	76.2	266	3	0	65	2	11	5.5	0	
at Northwestern*	16	20	80.0	178	1	1	27	2	5	2.5	0	
OREGON STATE*	21	31	67.7	305	4	0	49	7	53	7.6	0	
at Penn State*	29	39	74.4	248	3	0	29	10	35	3.5	0	
INDIANA*	21	34	61.8	186	1	2	44	9	-27	-3.0	0	
at Rutgers*	15	20	75.0	290	4	1	56	3	49	16.3	0	
WISCONSIN*	9	15	60.0	86	0	0	23	4	13	-3.2	0	
at Iowa*	13	21	61.9	112	0	1	24	4	46	11.5	0	
MINNESOTA*	27	30	90.0	306	2	0	38	4	6	1.5	0	
USC*	22	30	73.3	257	2	1	30	2	-3	-1.5	0	
at Washington*	20	29	69.0	286	1	0	64	7	11	1.6	1	
JAMES MADISON*	19	27	70.4	313	4	2	46	1	5	5.0	1	
vs. Texas Tech*	26	33	78.8	234	0	1	27	10	-12	-1.2	0	
vs. Indiana												

2024

	PASSING							RUSHING				
	COMP	ATT	PCT	YDS	TD	INT	LNG	CAR	YDS	AVG	TD	
IDAHO												
BOISE STATE												
at Oregon State	3	3	1.000	15	0	0	7	0	0	0.0	0	
at UCLA												
MICHIGAN STATE	1	1	1.000	7	0	0	7	1	6	6.0	0	
OHIO STATE												
at Purdue												
ILLINOIS												
at Michigan												
MARYLAND												
at Wisconsin												
WASHINGTON	3	3	1.000	27	0	0	11	0	0	0.0	0	
vs. Penn State	0	0	.000	0	0	0	0	0	0	0.0	0	
vs. Ohio State	0	1	.000	0	0	0	0	0	0	0.0	0	

2023 (at UCLA)

	PASSING							RUSHING				
	COMP	ATT	PCT	YDS	TD	INT	LNG	CAR	YDS	AVG	TD	
COASTAL CAROLINA	7	12	58.3	143	2	1	62	1	-4	-2.0	0	
at San Diego State*	17	27	63.0	290	3	0	81	5	-3	-0.6	0	
N.C. CENTRAL*	8	12	66.7	182	2	0	67	1	5	5.0	0	
at Utah*	15	35	42.9	234	1	1	45	10	-51	-5.1	0	
WASHINGTON STATE*	22	44	50.0	290	1	2	43	5	-25	-5.0	0	
at Oregon State*	14	33	42.4	165	1	3	34	10	18	1.8	0	
at Stanford	4	5	80.0	26	0	0	9	1	11	11.0	0	
COLORADO												
at Arizona	4	7	57.1	14	0	0	8	0	0	0.0	0	
ARIZONA STATE												
at USC												
CALIFORNIA	23	38	60.5	266	1	2	24	11	-36	-3.3	0	
vs. Boise State												

*started game

CAREER HIGHS

Completions	29 at Penn State (9/27/25)
Attempts	44 vs. Washington State (10/7/23)
Completion Percentage (min: 10 att)	90.0 (27-for-30) vs. Minnesota (11/14/2025)
Passing Yards	313 vs. James Madison (12/20/25)
TD Passes	4 (3x) last vs. James Madison (12/20/25)
Interceptions	3 at Oregon State (10/14/23)
Long Pass	81 at San Diego State (9/9/23)
Rushes	10 (4x) last vs. Texas Tech (1/1/26)
Rushing Yards	53 vs. Oregon State (9/20/25)
Rushing TDs	1 (2x) vs. James Madison (12/20/25)
Long Rush	49 at Iowa (11/8/25)
100-Yard Rushing Games	none

6 NOAH WHITTINGTON

R-Sr. » RB
Fort Valley, Ga. » Peach County HS/Western Kentucky

CAREER STATS

	GP/GS	RUSHING					RECEIVING				
		ATT	YDS	AVG	TD	LNG	REC	YDS	AVG	TD	LNG
2020 (WKU)	12/0	16	39	2.4	0	15	3	5	1.7	0	7
2021 (WKU)	12/7	101	617	6.1	2	86	12	58	4.8	0	20
2022	13/1	139	779	5.6	5	55	22	169	7.7	1	29
2023	4/0	20	146	7.3	2	41	10	78	7.8	0	31
2024	14/0	118	540	4.6	6	28	24	136	5.7	2	18
2025	12/12	129	829	6.4	6	68	19	98	5.2	1	12
TOTAL	67/20	523	2,950	5.6	21	86	90	544	6.0	4	31

2025

	RUSHING					RECEIVING				
	ATT	YDS	AVG	TD	LNG	REC	YDS	AVG	TD	LNG
MONTANA STATE*	10	68	6.8	1	35	0	0	0.0	0	0
OKLAHOMA STATE*	4	91	22.8	1	59	0	0	0.0	0	0
at Northwestern	DID NOT PLAY									
OREGON STATE	DID NOT PLAY									
at Penn State*	7	25	3.6	0	7	2	10	5.0	0	7
INDIANA*	5	27	5.4	0	7	3	15	5.0	0	6
at Rutgers*	11	125	11.4	2	68	2	9	4.5	1	5
WISCONSIN*	14	97	6.9	0	36	0	0	0.0	0	0
at Iowa*	17	118	6.9	0	27	2	4	2.0	0	4
MINNESOTA*	8	72	9.0	1	40	2	8	4.0	0	8
USC*	19	104	5.5	1	17	4	22	5.5	0	8
at Washington*	17	47	2.8	0	17	1	6	6.0	0	6
JAMES MADISON*	4	24	6.0	0	9	1	12	12.0	0	12
vs. Texas Tech*	13	31	2.4	0	9	2	10	5.0	0	6
vs. Indiana										

2024

	RUSHING					RECEIVING				
	ATT	YDS	AVG	TD	LNG	REC	YDS	AVG	TD	LNG
IDAHO	14	33	2.4	0	8	4	32	8.0	0	14
BOISE STATE	6	21	3.5	0	8	0	0	0.0	0	0
at Oregon State	8	64	9.1	1	27	0	0	0.0	0	0
at UCLA	8	23	2.6	0	7	1	-2	-2.0	0	-2
MICHIGAN STATE	7	26	3.7	0	7	1	4	4.0	0	4
OHIO STATE	3	7	2.3	0	4	2	8	4.0	0	5
at Purdue	9	42	4.7	0	20	4	24	6.0	1	11
ILLINOIS	7	56	8.0	1	18	2	20	10.0	1	18
at Michigan	11	36	3.3	2	6	0	0	0.0	0	0
MARYLAND	13	77	5.9	0	28	0	0	0.0	0	0
at Wisconsin	3	5	1.7	0	2	1	1	1.0	0	1
WASHINGTON	9	67	7.4	1	20	2	18	9.0	0	17
vs. Penn State	15	82	5.5	0	26	1	1	1.0	0	1
vs. Ohio State	6	3	0.5	1	4	6	30	5.0	0	8

2023

	RUSHING					RECEIVING				
	ATT	YDS	AVG	TD	LNG	REC	YDS	AVG	TD	LNG
PORTLAND STATE	0	0	0.0	0	0	0	0	0.0	0	0
at Texas Tech	7	21	3.0	0	7	6	60	10.0	0	31
HAWAII	5	80	16.0	1	41	3	17	7.7	0	16
COLORADO	8	45	5.6	1	16	1	1	1.0	0	1
at Stanford	DID NOT PLAY									
at Washington	DID NOT PLAY									
WASHINGTON STATE	DID NOT PLAY									
at Utah	DID NOT PLAY									
CALIFORNIA	DID NOT PLAY									
USC	DID NOT PLAY									
at Arizona State	DID NOT PLAY									
OREGON STATE	DID NOT PLAY									
vs. Washington	DID NOT PLAY									
vs. Liberty	DID NOT PLAY									

2022

	RUSHING					RECEIVING				
	ATT	YDS	AVG	TD	LNG	REC	YDS	AVG	TD	LNG
vs. Georgia	3	14	4.7	0	11	1	7	7.0	0	7
EASTERN WASHINGTON*	8	29	3.6	1	20	1	9	9.0	0	9
BYU	13	66	5.1	0	12	1	3	3.0	0	3
at Washington State	11	69	6.3	0	18	0	0	0.0	0	0
STANFORD	11	66	6.0	0	16	1	4	4.0	0	4
at Arizona	6	92	15.3	1	55	1	6	6.0	0	6
UCLA	12	75	6.1	0	14	0	0	0.0	0	0
at California	10	66	6.6	0	12	5	67	13.4	1	29
at Colorado	8	37	4.6	1	9	5	26	5.2	0	11
WASHINGTON	20	106	5.3	1	29	0	0	0.0	0	0
UTAH	10	53	5.3	0	16	3	10	3.3	0	9
at Oregon State	16	81	5.1	1	10	0	0	0.0	0	0
vs. North Carolina	11	27	2.5	0	8	5	37	7.4	0	11

2021 (at Western Kentucky)

	RUSHING					RECEIVING				
	ATT	YDS	AVG	TD	LNG	REC	YDS	AVG	TD	LNG
UT MARTIN	DID NOT PLAY									
at Army*	8	33	4.1	0	13	1	8	8.0	0	8
INDIANA*	6	41	6.8	0	13	1	4	4.0	0	4
at Michigan State	7	37	5.3	0	9	1	6	6.0	0	6
UTSA*	8	49	6.1	0	11	1	4	4.0	0	4
at Old Dominion*	4	24	6.0	0	8	0	0	0.0	0	0
at FIU	DID NOT PLAY									
CHARLOTTE	10	66	6.6	1	22	1	8	8.0	0	8
MIDDLE TENNESSEE	17	67	3.9	0	12	2	20	10.0	0	20
at Rice	7	20	2.9	0	6	0	0	0.0	0	0
FLORIDA ATLANTIC	9	46	5.1	0	11	1	0	0.0	0	0
at Marshall*	14	69	4.9	0	11	1	-1	-1.0	0	0
at UTSA*	4	15	3.8	0	8	2	11	5.5	0	7
vs. Appalachian State*	7	150	21.4	1	86	1	-2	-2.0	0	0

2020 (at Western Kentucky)

	RUSHING					RECEIVING				
	ATT	YDS	AVG	TD	LNG	REC	YDS	AVG	TD	LNG
at Louisville	5	16	3.2	0	15	0	0	0.0	0	0
LIBERTY	2	0	0.0	0	6	0	0	0.0	0	0
at Middle Tennessee	0	0	0.0	0	0	0	0	0.0	0	0
MARSHALL	1	1	1.0	0	1	0	0	0.0	0	0
at UAB	4	8	2.0	0	3	2	6	3.0	0	7
CHATTANOOGA	0	0	0.0	0	0	0	0	0.0	0	0
at BYU	2	5	2.5	0	4	0	0	0.0	0	0
at Florida Atlantic	1	-1	-1.0	0	0	0	0	0.0	0	0
SOUTHERN MISS	0	0	0.0	0	0	0	0	0.0	0	0
FIU	0	0	0.0	0	0	0	0	0.0	0	0
at Charlotte	1	10	10.0	0	10	0	0	0.0	0	0
vs. Georgia State	0	0	0.0	0	0	1	-1	-1.0	0	0

*started game

CAREER HIGHS

Rushes	20 vs. Washington (11/12/22)
Rushing Yards	150 vs. Appalachian State (12/18/21)
Rushing TDs	2 (2x) last at Rutgers (10/18/25)
Long Rush	86 vs. Appalachian State (12/18/21)
100-Yard Games	5 last vs. USC (11/22/25)
Receptions	6 (2x) last vs. Ohio State (1/1/25)
Receiving Yards	67 at California (10/29/22)
Receiving TDs	1 (4x) last at Rutgers (10/18/25)
Long Reception	31 at Texas Tech (9/9/23)
All-Purpose Yards	148 vs. Appalachian State (12/18/21)



7 IFY OBIDEGWU

R-Fr. » DB
Baltimore, Md. » St. Francis Academy

CAREER STATS

	GP/GS	UA	A	TOT	TFL	SCK	FF	FR	INT	QBH	BRUP
2024					REDSHIRTED						
2025	14/11	11	10	21	0.5-0	0.0-0	0	0-0	1-(-1)	0	6
TOTAL	14/11	11	10	21	0.5-0	0.0-0	0	0-0	1-(-1)	0	6

2025

	UA	A	TOT	TFL	SCK	FF	FR	INT	QBH	BRUP
MONTANA STATE*	2	1	3	0.0-0	0.0-0	0	0-0	0-0	0	1
OKLAHOMA STATE*	1	0	1	0.0-0	0.0-0	0	0-0	0-0	0	1
at Northwestern*	1	2	3	0.0-0	0.0-0	0	0-0	0-0	0	0
OREGON STATE*	0	0	0	0.0-0	0.0-0	0	0-0	0-0	0	1
at Penn State*	1	0	1	0.0-0	0.0-0	0	0-0	0-0	0	0
INDIANA	1	0	1	0.0-0	0.0-0	0	0-0	0-0	0	1
at Rutgers*	0	2	2	0.0-0	0.0-0	0	0-0	0-0	0	1
WISCONSIN*	1	0	1	0.0-0	0.0-0	0	0-0	0-0	0	0
at Iowa	0	0	0	0.0-0	0.0-0	0	0-0	0-0	0	0
MINNESOTA*	1	2	3	0.0-0	0.0-0	0	0-0	0-0	0	0
USC	1	2	3	0.5-0	0.0-0	0	0-0	1-(-1)	0	0
at Washington*	1	0	1	0.0-0	0.0-0	0	0-0	0-0	0	0
JAMES MADISON*	1	1	2	0.0-0	0.0-0	0	0-0	0-0	0	1
vs. Texas Tech*	0	0	0	0.0-0	0.0-0	0	0-0	0-0	0	0
vs. Indiana										

2024

	UA	A	TOT	TFL	SCK	FF	FR	INT	QBH	BRUP
IDAHO										DID NOT PLAY
BOISE STATE										DID NOT PLAY
at Oregon State										DID NOT PLAY
at UCLA										DID NOT PLAY
MICHIGAN STATE										DID NOT PLAY
OHIO STATE										DID NOT PLAY
at Purdue										DID NOT PLAY
ILLINOIS										DID NOT PLAY
at Michigan										DID NOT PLAY
MARYLAND										DID NOT PLAY
at Wisconsin										DID NOT PLAY
WASHINGTON										DID NOT PLAY
vs. Penn State										DID NOT PLAY
vs. Ohio State										DID NOT PLAY

*started game

CAREER HIGHS

Tackles.....	3 (4x) last vs. USC (11/22/25)
Tackles For Loss.....	0.5 vs. USC (11/22/25)
Sacks.....	none
Interceptions.....	1 vs. USC (11/22/25)
Interception Return Yards.....	-1 vs. USC (11/22/25)
OB Hurries.....	none
Pass Breakups.....	1 (5x) last vs. James Madison (12/20/25)
Forced Fumbles.....	none
Fumble Recoveries.....	none

9 JAMARI JOHNSON

R-So. » TE
Inglewood, Calif. » Inglewood HS/Louisville

CAREER STATS

	GP/GS	RECEIVING					RUSHING				
		REC	YDS	AVG	TD	LNG	ATT	YDS	AVG	TD	LNG
2023 (LOU)	5/0	0	0	0.0	0	0	0	0	0.0	0	0
2024 (LOU)	7/0	13	158	12.2	1	29	0	0	0.0	0	0
2025	14/9	28	427	15.3	2	56	0	0	0.0	0	0
TOTAL	26/9	41	585	14.3	4	56	0	0	0.0	0	0

2025

	RECEIVING					RUSHING				
	REC	YDS	AVG	TD	LNG	ATT	YDS	AVG	TD	LNG
MONTANA STATE*	0	0	0.0	0	0	0	0	0.0	0	0
OKLAHOMA STATE*	1	6	6.0	0	6	0	0	0.0	0	0
at Northwestern	2	22	11.0	0	17	0	0	0.0	0	0
OREGON STATE	2	21	10.5	0	13	0	0	0.0	0	0
at Penn State	1	2	2.0	1	2	0	0	0.0	0	0
INDIANA*	1	3	3.0	0	3	0	0	0.0	0	0
at Rutgers	1	56	56.0	0	56	0	0	0.0	0	0
WISCONSIN	1	23	23.0	0	23	0	0	0.0	0	0
at Iowa*	4	36	9.0	0	21	0	0	0.0	0	0
MINNESOTA*	4	57	14.3	0	24	0	0	0.0	0	0
USC*	3	34	11.3	0	15	0	0	0.0	0	0
at Washington*	3	60	20.0	0	31	0	0	0.0	0	0
JAMES MADISON*	1	41	41.0	1	41	0	0	0.0	0	0
vs. Texas Tech*	4	66	16.5	0	26	0	0	0.0	0	0
vs. Indiana										

2024 (at Louisville)

	RECEIVING					RUSHING				
	REC	YDS	AVG	TD	LNG	ATT	YDS	AVG	TD	LNG
AUSTIN PEAY	2	20	10.0	0	12	0	0	0.0	0	0
JACKSONVILLE STATE	1	29	29.0	0	29	0	0	0.0	0	0
GEORGIA TECH	2	20	10.0	0	11	0	0	0.0	0	0
at Notre Dame	2	33	16.5	0	27	0	0	0.0	0	0
SMU	2	19	9.5	0	10	0	0	0.0	0	0
at Virginia	2	19	9.5	1	14	0	0	0.0	0	0
MIAMI (FLA.)	2	18	9.0	0	12	0	0	0.0	0	0
at Boston College										DID NOT PLAY
at Clemson										DID NOT PLAY
at Stanford										DID NOT PLAY
PITTSBURGH										DID NOT PLAY
at Kentucky										DID NOT PLAY
vs. Washington										DID NOT PLAY

2023 (at Louisville)

	RECEIVING					RUSHING				
	REC	YDS	AVG	TD	LNG	ATT	YDS	AVG	TD	LNG
at Georgia Tech										DID NOT PLAY
MURRAY STATE	0	0	0.0	0	0	0	0	0.0	0	0
vs. Indiana										DID NOT PLAY
BOSTON COLLEGE										DID NOT PLAY
at North Carolina State										DID NOT PLAY
NOTRE DAME										DID NOT PLAY
at Pittsburgh										DID NOT PLAY
DUKE										DID NOT PLAY
VIRGINIA TECH										DID NOT PLAY
VIRGINIA	0	0	0.0	0	0	0	0	0.0	0	0
at Miami (Fla.)										
KENTUCKY	0	0	0.0	0	0	0	0	0.0	0	0
vs. Florida State	0	0	0.0	0	0	0	0	0.0	0	0
vs. USC	0	0	0.0	0	0	0	0	0.0	0	0

*started game

CAREER HIGHS

Receptions.....	4 (3x) last vs. Texas Tech (1/1/26)
Receiving Yards.....	60 at Washington (11/29/25)
Receiving Touchdowns.....	1 (3x) last vs. James Madison (12/20/25)
Long Reception.....	56 at Rutgers (10/18/25)
100-Yard Receiving Games.....	none



9

BLAKE PURCHASE

R-So. » OLB
Green Valley Ranch, Colo. » Cherry Creek HS

CAREER STATS

	GP/GS	UA	A	TOT	TFL	SCK	FF	FR	INT	QBH	BRUP
2023	14/0	4	1	5	2.0-5	1.0-2	0	0-0	0-0	3	1
2024	6/0	1	1	2	0.5-5	0.5-5	0	0-0	0-0	0	0
2025	14/2	13	18	31	4.5-17	2.0-12	0	0-0	1-(-3)	5	1
TOTAL	33/2	16	20	36	6.0-19	2.5-11	0	0-0	1-(-3)	8	2

2025

	UA	A	TOT	TFL	SCK	FF	FR	INT	QBH	BRUP
MONTANA STATE	1	2	3	1.0-1	0.0-0	0	0-0	0-0	0	0
OKLAHOMA STATE	1	3	4	0.0-0	0.0-0	0	0-0	0-0	0	0
at Northwestern*	1	1	2	0.0-0	0.0-0	0	0-0	0-0	0	0
OREGON STATE	0	2	2	0.0-0	0.0-0	0	0-0	0-0	1	0
at Penn State	1	1	2	0.0-0	0.0-0	0	0-0	0-0	0	0
INDIANA	2	0	2	0.0-0	0.0-0	0	0-0	0-0	1	0
at Rutgers	2	1	3	2.0-7	1.0-4	0	0-0	1-(-3)	1	0
WISCONSIN	0	0	0	0.0-0	0.0-0	0	0-0	0-0	0	0
at Iowa	0	1	1	0.0-0	0.0-0	0	0-0	0-0	0	0
MINNESOTA	2	2	4	0.0-0	0.0-0	0	0-0	0-0	0	0
USC	0	1	1	0.0-0	0.0-0	0	0-0	0-0	1	1
at Washington*	1	3	4	0.5-1	0.0-0	0	0-0	0-0	0	0
JAMES MADISON	0	1	1	0.0-0	0.0-0	0	0-0	0-0	1	0
vs. Texas Tech	2	0	2	1.0-8	1.0-8	0	0-0	0-0	0	0
vs. Indiana										

2024

	UA	A	TOT	TFL	SCK	FF	FR	INT	QBH	BRUP
IDAHO	0	0	0	0.0-0	0.0-0	0	0-0	0-0	0	0
BOISE STATE				DID NOT PLAY						
at Oregon State	0	0	0	0.0-0	0.0-0	0	0-0	0-0	0	0
at UCLA				DID NOT PLAY						
MICHIGAN STATE	0	1	1	0.5-5	0.5-5	0	0-0	0-0	0	0
OHIO STATE				DID NOT PLAY						
at Purdue	1	0	1	0.0-0	0.0-0	0	0-0	0-0	0	0
ILLINOIS				DID NOT PLAY						
at Michigan				DID NOT PLAY						
MARYLAND				DID NOT PLAY						
at Wisconsin				DID NOT PLAY						
WASHINGTON				DID NOT PLAY						
vs. Penn State	0	0	0	0.0-0	0.0-0	0	0-0	0-0	0	0
vs. Ohio State	0	0	0	0.0-0	0.0-0	0	0-0	0-0	0	0

2023

	UA	A	TOT	TFL	SCK	FF	FR	INT	QBH	BRUP
PORTLAND STATE	0	0	0	0.0-0	0.0-0	0	0-0	0-0	0	0
at Texas Tech	0	0	0	0.0-0	0.0-0	0	0-0	0-0	1	0
HAWAII	1	0	1	0.0-0	0.0-0	0	0-0	0-0	0	0
COLORADO	0	0	0	0.0-0	0.0-0	0	0-0	0-0	1	0
at Stanford	0	1	1	0.0-0	0.0-0	0	0-0	0-0	0	0
at Washington	0	0	0	0.0-0	0.0-0	0	0-0	0-0	0	0
WASHINGTON STATE	1	0	1	1.0-2	1.0-2	0	0-0	0-0	0	0
at Utah	1	0	1	0.0-0	0.0-0	0	0-0	0-0	0	1
CALIFORNIA	0	0	0	0.0-0	0.0-0	0	0-0	0-0	0	0
USC	0	0	0	0.0-0	0.0-0	0	0-0	0-0	0	0
at Arizona State	1	0	1	1.0-3	0.0-0	0	0-0	0-0	0	0
OREGON STATE	0	0	0	0.0-0	0.0-0	0	0-0	0-0	1	0
vs. Washington	0	0	0	0.0-0	0.0-0	0	0-0	0-0	0	0
vs. Liberty	0	0	0	0.0-0	0.0-0	0	0-0	0-0	0	0

*started game

CAREER HIGHS

Tackles	4 (3x) last at Washington (11/29/25)
Tackles For Loss	2.0 (4x) at Rutgers (10/18/25)
Sacks	1.0 (3x) last vs. Texas Tech (1/1/26)
Interceptions	1 at Rutgers (10/18/25)
Interception Return Yards	3 at Rutgers (10/18/25)
QB Hurries	1 (8x) last vs. James Madison (12/20/25)
Pass Breakups	1 (2x) last vs. USC (11/22/25)
Forced Fumbles	none
Fumble Recoveries	none

10

MATAYO UIAGALELEI

Jr. » DE
Bellflower, Calif. » St. John Bosco HS

CAREER STATS

	GP/GS	UA	A	TOT	TFL	SCK	FF	FR	INT	QBH	BRUP
2023	13/1	9	9	18	3.0-10	2.0-8	0	0-0	0-0	1	2
2024	14/11	24	14	38	12.5-64	10.5-60	2	0-0	1-(-1)	6	1
2025	14/14	17	15	32	9.5-43	6.0-36	2	2-16	0-0	6	3
TOTAL	41/26	50	38	88	25.0-117	18.5-105	3	0-0	1-(-1)	13	6

2025

	UA	A	TOT	TFL	SCK	FF	FR	INT	QBH	BRUP
MONTANA STATE*	2	0	2	2.0-13	2.0-13	0	0-0	0-0	0	1
OKLAHOMA STATE*	1	0	1	0.0-0	0.0-0	0	0-0	0-0	1	0
at Northwestern*	2	1	3	1.0-4	1.0-4	0	0-0	0-0	1	1
OREGON STATE*	0	1	1	0.0-0	0.0-0	0	0-0	0-0	0	0
at Penn State*	4	0	4	2.0-4	1.0-2	0	0-0	0-0	1	1
INDIANA*	0	1	1	0.0-0	0.0-0	0	0-0	0-0	0	0
at Rutgers*	0	1	1	0.0-0	0.0-0	0	0-0	0-0	0	0
WISCONSIN*	0	1	1	0.0-0	0.0-0	0	0-0	0-0	0	0
at Iowa*	0	2	2	0.5-1	0.0-0	0	0-0	0-0	0	0
MINNESOTA*	2	0	2	1.0-2	0.0-0	0	0-0	0-0	0	0
USC*	2	5	7	2.0-10	1.0-9	1	0-0	0-0	1	0
at Washington*	2	1	3	0.0-0	0.0-0	0	0-0	0-0	0	0
JAMES MADISON*	1	1	2	0.0-0	0.0-0	0	0-0	0-0	1	0
vs. Texas Tech*	1	1	2	1.0-9	1.0-9	1	2-16	0-0	0	0
vs. Indiana										

2024

	UA	A	TOT	TFL	SCK	FF	FR	INT	QBH	BRUP
IDAHO*	3	0	3	2.0-14	2.0-14	1	0-0	0-0	2	0
BOISE STATE*	0	2	2	0.0-0	0.0-0	0	0-0	0-0	0	0
at Oregon State*	1	2	3	0.0-0	0.0-0	0	0-0	0-0	0	0
at UCLA	2	1	3	1.0-7	1.0-7	0	0-0	0-0	0	0
MICHIGAN STATE*	1	1	2	0.5-2	0.5-2	0	0-0	0-0	0	0
OHIO STATE*	3	2	5	2.0-10	1.0-9	0	0-0	0-0	2	0
at Purdue*	3	0	3	2.0-11	1.0-8	0	0-0	0-0	0	0
ILLINOIS*	1	2	3	1.0-1	1.0-1	0	0-0	0-0	0	0
at Michigan*	1	1	2	1.0-6	1.0-6	1	0-0	0-0	1	0
MARYLAND	0	0	0	0.0-0	0.0-0	0	0-0	0-0	1	1
at Wisconsin*	4	1	5	1.0-7	1.0-7	0	0-0	1-(-1)	0	0
WASHINGTON*	3	3	6	2.0-6	2.0-6	0	0-0	0-0	0	0
vs. Penn State	0	0	0	0.0-0	0.0-0	0	0-0	0-0	0	0
vs. Ohio State*	1	0	1	0.0-0	0.0-0	0	0-0	0-0	0	0

2023

	UA	A	TOT	TFL	SCK	FF	FR	INT	QBH	BRUP
PORTLAND STATE	0	3	3	0.0-0	0.0-0	0	0-0	0-0	0	0
at Texas Tech	1	2	3	0.0-0	0.0-0	0	0-0	0-0	0	0
HAWAII	0	0	0	0.0-0	0.0-0	0	0-0	0-0	0	0
COLORADO	1	0	1	0.0-0	0.0-0	0	0-0	0-0	0	1
at Stanford	2	1	3	0.0-0	0.0-0	0	0-0	0-0	0	0
at Washington	0	0	0	0.0-0	0.0-0	0	0-0	0-0	0	1
WASHINGTON STATE	2	1	3	2.0-3	1.0-1	0	0-0	0-0	0	0
at Utah	0	0	0	0.0-0	0.0-0	0	0-0	0-0	0	0
CALIFORNIA				DID NOT PLAY						
USC	0	0	0	0.0-0	0.0-0	0	0-0	0-0	0	0
at Arizona State	0	0	0	0.0-0	0.0-0	0	0-0	0-0	0	0
OREGON STATE	1	1	2	1.0-7	1.0-7	0	0-0	0-0	0	0
vs. Washington	0	1	1	0.0-0	0.0-0	0	0-0	0-0	1	0
vs. Liberty*	2	0	2	0.0-0	0.0-0	0	0-0	0-0	0	0

*started game

CAREER HIGHS

Tackles	7 vs. USC (11/22/25)
Tackles For Loss	2.0 (8x) last vs. USC (11/22/25)
Sacks	2.0 (3x) vs. Montana State (8/30/25)
Interceptions	1 at Wisconsin (11/16/24)
Interception Return Yards	1 at Wisconsin (11/16/24)
QB Hurries	2 (2x) last vs. Ohio State (10/12/24)
Pass Breakups	1 (6x) last vs. Minnesota (11/14/25)
Forced Fumbles	1 (4x) last vs. Texas Tech (1/1/26)
Fumble Recoveries	2 vs. Texas Tech (1/1/26)



11 JEREMIAH MCCLELLAN

R-Fr. » WR
St. Louis, Mo. » Christian Brothers College

12 BROCK THOMAS

R-So. » QB
Eugene, Ore. » Sheldon HS

CAREER STATS

	GP/GS	RECEIVING					RUSHING				
		REC	YDS	AVG	TD	LNG	ATT	YDS	AVG	TD	LNG
2024	4/0	3	24	8.0	0	12	0	0	0.0	0	0
2025	14/8	33	493	14.9	3	51	0	0	0.0	0	0
TOTAL	18/8	36	517	14.4	4	51	0	0	0.0	0	0

2025

	REC	YDS	AVG	TD	LNG	RUSHING				
						ATT	YDS	AVG	TD	LNG
MONTANA STATE	1	13	13.0	0	13	0	0	0.0	0	0
OKLAHOMA STATE	2	76	38.0	0	51	0	0	0.0	0	0
at Northwestern*	2	9	4.5	0	9	0	0	0.0	0	0
OREGON STATE	3	14	4.7	1	13	0	0	0.0	0	0
at Penn State	0	0	0.0	0	0	0	0	0.0	0	0
INDIANA	1	13	13.0	0	13	0	0	0.0	0	0
at Rutgers	2	51	25.5	0	35	0	0	0.0	0	0
WISCONSIN*	3	40	13.3	0	20	0	0	0.0	0	0
at Iowa*	2	14	7.0	0	8	0	0	0.0	0	0
MINNESOTA*	3	57	19.0	1	15	0	0	0.0	0	0
USC*	3	53	17.7	0	31	0	0	0.0	0	0
at Washington*	3	78	26.0	0	41	0	0	0.0	0	0
JAMES MADISON*	6	83	13.8	1	22	0	0	0.0	0	0
vs. Texas Tech	2	13	6.5	0	11	0	0	0.0	0	0
vs. Indiana										

2024

	REC	YDS	AVG	TD	LNG	RUSHING				
						ATT	YDS	AVG	TD	LNG
IDAHO										
BOISE STATE										
at Oregon State										
at UCLA										
MICHIGAN STATE	0	0	0.0	0	0	0	0	0.0	0	0
OHIO STATE										
at Purdue	1	12	12.0	0	12	0	0	0.0	0	0
ILLINOIS	1	6	6.0	0	6	0	0	0.0	0	0
at Michigan										
MARYLAND										
at Wisconsin										
WASHINGTON	1	6	6.0	0	6	0	0	0.0	0	0
vs. Penn State										
vs. Ohio State										

*started game

CAREER HIGHS

Receptions.....	6 vs. James Madison (12/20/25)
Receiving Yards.....	83 vs. James Madison (12/20/25)
Receiving Touchdowns.....	1 (3x) last vs. James Madison (12/20/25)
Long Reception.....	51 vs. Oklahoma State (9/6/25)
100-Yard Receiving Games.....	none

CAREER STATS

	GP/GS	PASSING							RUSHING			
		COMP	ATT	PCT	YDS	TD	INT	LNG	CAR	YDS	AVG	TD
2023	2/0	0	0	.000	0	0	0	0	0	0	0.0	0
2024												
2025	7/0	12	16	75.0	130	1	0	35	9	17	1.9	0
TOTAL	9/0	12	16	75.0	130	1	0	35	9	17	1.9	0

2025

	COMP	ATT	PCT	YDS	TD	INT	LNG	RUSHING			
								CAR	YDS	AVG	TD
MONTANA STATE	0	0	.000	0	0	0	0	1	5	5.0	0
OKLAHOMA STATE	0	1	.000	0	0	0	0	1	-4	-4.0	0
at Northwestern	2	4	50.0	14	0	0	11	0	0	0.0	0
OREGON STATE	0	0	.000	0	0	0	0	0	0	0.0	0
at Penn State											
INDIANA											
at Rutgers	3	4	75.0	45	0	0	35	1	15	15.0	0
WISCONSIN	4	4	100.0	46	1	0	24	5	-2	-0.4	0
at Iowa											
MINNESOTA	3	3	100.0	25	0	0	14	1	3	3.0	0
USC											
at Washington											
JAMES MADISON											
vs. Texas Tech											
vs. Indiana											

2024

	COMP	ATT	PCT	YDS	TD	INT	LNG	RUSHING			
								CAR	YDS	AVG	TD
IDAHO											
BOISE STATE											
at Oregon State											
at UCLA											
MICHIGAN STATE											
OHIO STATE											
at Purdue											
ILLINOIS											
at Michigan											
MARYLAND											
at Wisconsin											
WASHINGTON											
vs. Penn State											
vs. Ohio State											

2023

	COMP	ATT	PCT	YDS	TD	INT	LNG	RUSHING			
								CAR	YDS	AVG	TD
PORTLAND STATE											
at Texas Tech											
HAWAII											
COLORADO											
at Stanford											
at Washington											
WASHINGTON STATE											
at Utah											
CALIFORNIA	0	0	.000	0	0	0	0	0	0	0.0	0
USC	0	0	.000	0	0	0	0	0	0	0.0	0
at USC											
at Arizona State											
OREGON STATE											
vs. Washington											
vs. Liberty											

*started game

CAREER HIGHS

Completions.....	4 vs. Wisconsin (10/25/25)
Attempts.....	4 (2x) vs. Wisconsin (10/25/25)
Completion Percentage.....	100.0 (4-for-4) vs. Wisconsin (10/25/25)
Passing Yards.....	46 vs. Wisconsin (10/25/25)
TD Passes.....	1 vs. Wisconsin (10/25/25)
Interceptions.....	none
Long Pass.....	35 at Rutgers (10/18/25)
Rushes.....	5 vs. Wisconsin (10/25/25)
Rushing Yards.....	15 at Rutgers (10/18/25)
Rushing TDs.....	none
100-Yard Rushing Games.....	none



12 PEYTON WOODYARD

So. » DB
Fullerton, Calif. » St. John Bosco/Alabama

CAREER STATS

	GP/GS	UA	A	TOT	TFL	SCK	FF	FR	INT	QBH	BRUP
2024	13/0	5	4	9	0.0-0	0.0-0	0	0-0	0-0	0	0
2025	14/0	9	13	22	0.5-0	0.0-0	0	0-0	1-30	0	0
TOTAL	27/0	14	17	31	0.5-0	0.0-0	0	0-0	1-30	0	0

2025

	UA	A	TOT	TFL	SCK	FF	FR	INT	QBH	BRUP
MONTANA STATE	3	1	4	0.0-0	0.0-0	0	0-0	0-0	0	0
OKLAHOMA STATE	3	2	5	0.0-0	0.0-0	0	0-0	1-30	0	0
at Northwestern	0	4	4	0.5-0	0.0-0	0	0-0	0-0	0	0
OREGON STATE	1	0	1	0.0-0	0.0-0	0	0-0	0-0	0	0
at Penn State	0	0	0	0.0-0	0.0-0	0	0-0	0-0	0	0
INDIANA	0	0	0	0.0-0	0.0-0	0	0-0	0-0	0	0
at Rutgers	1	3	4	0.0-0	0.0-0	0	0-0	0-0	0	0
WISCONSIN	0	0	0	0.0-0	0.0-0	0	0-0	0-0	0	0
at Iowa	0	0	0	0.0-0	0.0-0	0	0-0	0-0	0	0
MINNESOTA	0	2	2	0.0-0	0.0-0	0	0-0	0-0	0	0
USC	0	0	0	0.0-0	0.0-0	0	0-0	0-0	0	0
at Washington	0	0	0	0.0-0	0.0-0	0	0-0	0-0	0	0
JAMES MADISON	1	1	2	0.0-0	0.0-0	0	0-0	0-0	0	0
vs. Texas Tech	0	0	0	0.0-0	0.0-0	0	0-0	0-0	0	0
vs. Indiana										

2024

	UA	A	TOT	TFL	SCK	FF	FR	INT	QBH	BRUP
IDAHO										
BOISE STATE	0	0	0	0.0-0	0.0-0	0	0-0	0-0	0	0
at Oregon State	0	1	1	0.0-0	0.0-0	0	0-0	0-0	0	0
at UCLA	0	0	0	0.0-0	0.0-0	0	0-0	0-0	0	0
MICHIGAN STATE	2	0	2	0.0-0	0.0-0	0	0-0	0-0	0	0
OHIO STATE	0	0	0	0.0-0	0.0-0	0	0-0	0-0	0	0
at Purdue	1	0	1	0.0-0	0.0-0	0	0-0	0-0	0	0
ILLINOIS	1	0	1	0.0-0	0.0-0	0	0-0	0-0	0	0
at Michigan	0	0	0	0.0-0	0.0-0	0	0-0	0-0	0	0
MARYLAND	0	0	0	0.0-0	0.0-0	0	0-0	0-0	0	0
at Wisconsin	0	0	0	0.0-0	0.0-0	0	0-0	0-0	0	0
WASHINGTON	1	3	4	0.0-0	0.0-0	0	0-0	0-0	0	0
vs. Penn State	0	0	0	0.0-0	0.0-0	0	0-0	0-0	0	0
vs. Ohio State	0	0	0	0.0-0	0.0-0	0	0-0	0-0	0	0

*started game

CAREER HIGHS

Tackles	5 vs. Oklahoma State (9/6/25)
Tackles For Loss	0.5 at Northwestern (9/13/25)
Sacks	none
Interceptions	1 vs. Oklahoma State (9/6/25)
Interception Return Yards	30 vs. Oklahoma State (9/6/25)
QB Hurries	none
Pass Breakups	none
Forced Fumbles	none
Fumble Recoveries	none

14 NA'EEM OFFORD

Fr. » DB
Birmingham, Ala. » Parker HS

CAREER STATS

	GP/GS	UA	A	TOT	TFL	SCK	FF	FR	INT	QBH	BRUP
2025	14/0	7	7	14	0.0-0	0.0-0	0	0-0	0-0	1	0
TOTAL	14/0	7	7	14	0.0-0	0.0-0	0	0-0	0-0	1	0

2025

	UA	A	TOT	TFL	SCK	FF	FR	INT	QBH	BRUP
MONTANA STATE	2	0	2	0.0-0	0.0-0	0	0-0	0-0	0	0
OKLAHOMA STATE	1	0	1	0.0-0	0.0-0	0	0-0	0-0	0	0
at Northwestern	2	3	5	0.0-0	0.0-0	0	0-0	0-0	0	0
OREGON STATE	0	0	0	0.0-0	0.0-0	0	0-0	0-0	0	0
at Penn State	0	0	0	0.0-0	0.0-0	0	0-0	0-0	0	0
INDIANA	0	0	0	0.0-0	0.0-0	0	0-0	0-0	0	0
at Rutgers	0	1	1	0.0-0	0.0-0	0	0-0	0-0	0	0
WISCONSIN	0	1	1	0.0-0	0.0-0	0	0-0	0-0	1	0
at Iowa	0	0	0	0.0-0	0.0-0	0	0-0	0-0	0	0
MINNESOTA	0	0	0	0.0-0	0.0-0	0	0-0	0-0	0	0
USC	0	0	0	0.0-0	0.0-0	0	0-0	0-0	0	0
at Washington	0	0	0	0.0-0	0.0-0	0	0-0	0-0	0	0
JAMES MADISON	2	2	4	0.0-0	0.0-0	0	0-0	0-0	0	0
vs. Texas Tech	0	0	0	0.0-0	0.0-0	0	0-0	0-0	0	0
vs. Indiana										

*started game

CAREER HIGHS

Tackles	5 at Northwestern (9/13/25)
Tackles For Loss	none
Sacks	none
Interceptions	none
Interception Return Yards	none
QB Hurries	1 vs. Wisconsin (10/25/25)
Pass Breakups	none
Forced Fumbles	none
Fumble Recoveries	none



17 COOPER PERRY

Fr. » WR
Scottsdale, Ariz. » Notre Dame Preparatory School

CAREER STATS

	GP/GS	RECEIVING					RUSHING				
		REC	YDS	AVG	TD	LNG	ATT	YDS	AVG	TD	LNG
2025	11/0	10	25	2.5	0	8	0	0	0.0	0	0
TOTAL	11/0	10	25	2.5	0	8	0	0	0.0	0	0

2025

	RECEIVING					RUSHING				
	REC	YDS	AVG	TD	LNG	ATT	YDS	AVG	TD	LNG
MONTANA STATE	1	6	6.0	0	6	0	0	0.0	0	0
OKLAHOMA STATE	2	9	4.5	0	7	0	0	0.0	0	0
at Northwestern	2	7	3.5	0	8	0	0	0.0	0	0
OREGON STATE	0	0	0.0	0	0	0	0	0.0	0	0
at Penn State	DID NOT PLAY									
INDIANA	DID NOT PLAY									
at Rutgers	2	6	3.0	0	4	0	0	0.0	0	0
WISCONSIN	0	0	0.0	0	0	0	0	0.0	0	0
at Iowa	1	4	4.0	0	0	0	0	0.0	0	0
MINNESOTA	2	-7	-3.5	0	4	0	0	0.0	0	0
USC	0	0	0.0	0	0	0	0	0.0	0	0
at Washington	0	0	0.0	0	0	0	0	0.0	0	0
JAMES MADISON	0	0	0.0	0	0	0	0	0.0	0	0
vs. Texas Tech	DID NOT PLAY									
vs. Indiana	DID NOT PLAY									

*started game

CAREER HIGHS

Receptions.....	2 (4x) last vs. Minnesota (11/14/25)
Receiving Yards.....	9 vs. Oklahoma State (9/6/25)
Receiving Touchdowns.....	none
Long Reception.....	8 at Northwestern (9/13/25)
100-Yard Receiving Games.....	none

18 KENYON SADIQ

Jr. » TE
Idaho Falls, Idaho » Skyline HS

CAREER STATS

	GP/GS	RECEIVING					RUSHING				
		REC	YDS	AVG	TD	LNG	ATT	YDS	AVG	TD	LNG
2023	14/0	5	24	4.8	1	9	1	12	12.0	0	12
2024	14/0	24	308	12.8	2	39	5	24	4.8	0	16
2025	13/13	46	531	11.5	8	30	3	6	2.0	0	30
TOTAL	41/13	75	863	11.5	11	39	9	42	4.7	0	30

2025

	RECEIVING					RUSHING				
	REC	YDS	AVG	TD	LNG	ATT	YDS	AVG	TD	LNG
MONTANA STATE*	1	20	20.0	1	20	1	3	3.0	0	3
OKLAHOMA STATE*	2	40	20.0	0	26	1	3	3.0	0	3
at Northwestern*	2	35	17.5	1	24	0	0	0.0	0	0
OREGON STATE*	4	60	15.0	1	24	0	0	0.0	0	0
at Penn State*	6	49	8.2	0	23	1	0	0.0	0	0
INDIANA*	2	21	10.5	0	13	0	0	0.0	0	0
at Rutgers*	4	80	20.0	2	30	0	0	0.0	0	0
WISCONSIN*	1	6	6.0	0	6	0	0	0.0	0	0
at Iowa	DID NOT PLAY									
MINNESOTA*	8	96	12.0	1	23	0	0	0.0	0	0
USC*	6	72	12.0	2	28	0	0	0.0	0	0
at Washington*	4	11	2.8	0	5	0	0	0.0	0	0
JAMES MADISON*	2	19	9.5	0	16	0	0	0.0	0	0
vs. Texas Tech*	4	22	5.5	0	11	0	0	0.0	0	0
vs. Indiana	DID NOT PLAY									

2024

	RECEIVING					RUSHING				
	REC	YDS	AVG	TD	LNG	ATT	YDS	AVG	TD	LNG
IDAHO	4	53	8.6	0	24	2	5	2.5	0	4
BOISE STATE	2	20	10.0	0	14	0	0	0.0	0	0
at Oregon State	1	2	2.0	0	2	0	0	0.0	0	0
at UCLA	4	37	9.3	0	19	0	0	0.0	0	0
MICHIGAN STATE	0	0	0.0	0	0	0	0	0.0	0	0
OHIO STATE	0	0	0.0	0	0	1	1	1.0	0	1
at Purdue	2	58	29.0	0	39	0	0	0.0	0	0
ILLINOIS	2	29	14.0	0	18	1	16	16.0	0	16
at Michigan	2	32	16.0	0	24	0	0	0.0	0	0
MARYLAND	2	3	1.5	0	4	0	0	0.0	0	0
at Wisconsin	1	24	24.0	0	24	0	0	0.0	0	0
WASHINGTON	1	11	11.0	0	11	1	2	2.0	0	2
vs. Penn State	2	30	15.0	2	28	0	0	0.0	0	0
vs. Ohio State	1	10	10.0	0	10	0	0	0.0	0	0

2023

	RECEIVING					RUSHING				
	REC	YDS	AVG	TD	LNG	ATT	YDS	AVG	TD	LNG
PORTLAND STATE	1	9	9.0	0	9	0	0	0.0	0	0
at Texas Tech	0	0	0.0	0	0	0	0	0.0	0	0
HAWAII	0	0	0.0	0	0	1	12	12.0	0	0
COLORADO	2	6	3.0	0	8	0	0	0.0	0	0
at Stanford	1	6	6.0	0	6	0	0	0.0	0	0
at Washington	0	0	0.0	0	0	0	0	0.0	0	0
WASHINGTON STATE	0	0	0.0	0	0	0	0	0.0	0	0
at Utah	0	0	0.0	0	0	0	0	0.0	0	0
CALIFORNIA	0	0	0.0	0	0	0	0	0.0	0	0
USC	0	0	0.0	0	0	0	0	0.0	0	0
at Arizona State	0	0	0.0	0	0	0	0	0.0	0	0
OREGON STATE	0	0	0.0	0	0	0	0	0.0	0	0
vs. Washington	0	0	0.0	0	0	0	0	0.0	0	0
vs. Liberty	1	3	3.0	1	3	0	0	0.0	0	0

*started game

CAREER HIGHS

Receptions.....	8 vs. Minnesota (11/14/25)
Receiving Yards.....	96 vs. Minnesota (11/14/25)
Receiving Touchdowns.....	2 (3x) last vs. USC (11/22/25)
Long Reception.....	39 at Purdue (10/18/24)
100-Yard Receiving Games.....	none
Rushes.....	2 (2x) last vs. Idaho (8/31/24)
Rushing Yards.....	16 vs. Illinois (10/26/24)
Rushing TDs.....	none
Long Rush.....	16 vs. Illinois (10/26/24)



21 AARON FLOWERS

R-Fr. » DB
Forney, Texas » Forney HS

CAREER STATS

	GP/GS	UA	A	TOT	TFL	SCK	FF	FR	INT	QBH	BRUP
2024	2/0	1	0	1	0.0-0	0.0-0	0	0-0	0-0	0	0
2025	14/14	33	32	65	1.0-3	0.0-0	2	0-0	1-0	1	3
TOTAL	16/14	34	32	66	1.0-3	0.0-0	2	0-0	1-0	1	3

2025

	UA	A	TOT	TFL	SCK	FF	FR	INT	QBH	BRUP
MONTANA STATE*	2	0	2	0.0-0	0.0-0	1	0-0	0-0	0	0
OKLAHOMA STATE*	0	3	3	0.5-1	0.0-0	0	0-0	0-0	0	0
at Northwestern*	2	5	7	0.0-0	0.0-0	0	0-0	0-0	0	0
OREGON STATE*	1	4	5	0.0-0	0.0-0	0	0-0	0-0	0	0
at Penn State*	2	0	2	0.0-0	0.0-0	0	0-0	0-0	0	1
INDIANA*	5	3	8	0.0-0	0.0-0	0	0-0	0-0	0	0
at Rutgers*	2	3	5	0.0-0	0.0-0	1	0-0	1-0	0	0
WISCONSIN*	2	4	6	0.0-0	0.0-0	0	0-0	0-0	0	1
at Iowa*	3	1	4	0.0-0	0.0-0	0	0-0	0-0	0	0
MINNESOTA*	1	1	2	0.0-0	0.0-0	0	0-0	0-0	0	0
USC*	2	2	4	0.0-0	0.0-0	0	0-0	0-0	0	0
at Washington*	2	4	6	0.5-2	0.0-0	0	0-0	0-0	0	0
JAMES MADISON*	6	1	7	0.0-0	0.0-0	0	0-0	0-0	1	0
vs. Texas Tech*	3	0	3	0.0-0	0.0-0	0	0-0	0-0	0	1
vs. Indiana										

2024

	UA	A	TOT	TFL	SCK	FF	FR	INT	QBH	BRUP
IDAHO										
BOISE STATE										
at Oregon State										
at UCLA										
MICHIGAN STATE										
OHIO STATE										
at Purdue										
ILLINOIS										
at Michigan										
MARYLAND										
at Wisconsin										
WASHINGTON	1	0	1	0.0-0	0.0-0	0	0-0	0-0	0	0
vs. Penn State										
vs. Ohio State	0	0	0	0.0-0	0.0-0	0	0-0	0-0	0	0

*started game

CAREER HIGHS

Tackles8 vs. Indiana (10/11/25)
 Tackles For Loss0.5 (2x) last at Washington (11/29/25)
 Sacks.....none
 Interceptions.....1 at Rutgers (10/18/25)
 Interception Return Yards.....none
 QB Hurries.....1 vs. James Madison (12/20/25)
 Pass Breakups.....1 (3x) vs. Texas Tech (1/1/26)
 Forced Fumbles.....1 (2x) last at Rutgers (10/18/25)
 Fumble Recoveries.....none

21 DA'JAUN RIGGS

R-Fr. » RB
Washington, D.C. » St. John's HS

CAREER STATS

	GP/GS	RUSHING					RECEIVING				
		ATT	YDS	AVG	TD	LNG	REC	YDS	AVG	TD	LNG
2024	2/0	11	82	7.5	1	24	0	0	0.0	0	0
2025	5/0	17	86	5.1	0	19	0	0	0.0	0	0
TOTAL	7/0	28	168	6.0	1	24	0	0	0.0	0	0

2025

	RUSHING					RECEIVING				
	ATT	YDS	AVG	TD	LNG	REC	YDS	AVG	TD	LNG
MONTANA STATE	4	20	5.0	0	10	0	0	0.0	0	0
OKLAHOMA STATE	1	-1	-1.0	0	-1	0	0	0.0	0	0
at Northwestern	2	1	0.5	0	1	0	0	0.0	0	0
OREGON STATE	5	31	6.2	0	19	0	0	0.0	0	0
at Penn State										
INDIANA										
at Rutgers	5	35	7.0	0	13	0	0	0.0	0	0
WISCONSIN										
at Iowa										
MINNESOTA										
USC										
at Washington										
JAMES MADISON										
vs. Texas Tech										
vs. Indiana										

2024

	RUSHING					RECEIVING				
	ATT	YDS	AVG	TD	LNG	REC	YDS	AVG	TD	LNG
IDAHO										
BOISE STATE										
at Oregon State										
at UCLA										
MICHIGAN STATE										
OHIO STATE										
at Purdue										
ILLINOIS	5	44	8.8	0	24	0	0	0.0	0	0
at Michigan										
MARYLAND										
at Wisconsin										
WASHINGTON	6	38	6.3	1	16	0	0	0.0	0	0
vs. Penn State										
vs. Ohio State										

*started game

CAREER HIGHS

Rushes6 vs. Washington (11/30/24)
 Rushing Yards44 vs. Illinois (10/26/24)
 Rushing TDs.....1 vs. Washington (11/30/24)
 Long Rush24 vs. Illinois (10/26/24)
 100-Yard Gamesnone
 Receptions.....none
 Receiving Yards.....none
 Receiving TDs.....none
 Long Reception.....none



JADON CANADY

R-Sr. » DB
Jacksonville, Fla. » Sandalwood HS/Tulane/Ole Miss

CAREER STATS

	GP/GS	UA	A	TOT	TFL	SCK	FF	FR	INT	QBH	BRUP
2021 (TUL)	11/10	42	13	55	2.5-10	0.0-0	0	0-0	2-0	2	3
2022 (TUL)	8/8	16	4	20	1.0-1	0.0-0	0	1-57	0-0	0	3
2023 (MISS)	2/0	1	1	2	0.0-0	0.0-0	0	0-0	0-0	0	0
2024 (MISS)	12/11	22	16	38	2.5-10	0.0-0	0	0-0	0-0	0	12
2025	14/12	16	19	35	1.0-1	0.0-0	0	0-0	2-0	1	5
TOTAL	47/41	97	53	150	7.0-22	0.0-0	0	1-57	2-0	3	23

2025

	UA	A	TOT	TFL	SCK	FF	FR	INT	QBH	BRUP
MONTANA STATE*	0	1	1	0.0-0	0.0-0	0	0-0	0-0	0	0
OKLAHOMA STATE*	1	1	2	0.0-0	0.0-0	0	0-0	0-0	0	0
at Northwestern	0	0	0	0.0-0	0.0-0	0	0-0	0-0	0	1
OREGON STATE*	1	2	3	0.0-0	0.0-0	0	0-0	0-0	0	0
at Penn State*	2	1	3	0.0-0	0.0-0	0	0-0	0-0	0	0
INDIANA*	2	2	4	0.0-0	0.0-0	0	0-0	0-0	0	1
at Rutgers*	2	1	3	0.0-0	0.0-0	0	0-0	0-0	0	1
WISCONSIN*	1	0	1	0.0-0	0.0-0	0	0-0	0-0	0	0
at Iowa*	1	1	2	0.0-0	0.0-0	0	0-0	0-0	0	0
MINNESOTA*	1	4	5	0.0-0	0.0-0	0	0-0	0-0	0	0
USC*	1	5	6	0.0-0	0.0-0	0	0-0	1-0	0	1
at Washington	2	0	2	0.0-0	0.0-0	0	0-0	1-0	0	1
JAMES MADISON*	1	0	1	0.0-0	0.0-0	0	0-0	0-0	1	1
vs. Texas Tech*	1	1	2	1.0-1	0.0-0	0	0-0	0-0	0	0
vs. Indiana										

2024 (at Ole Miss)

	UA	A	TOT	TFL	SCK	FF	FR	INT	QBH	BRUP
FURMAN*	1	1	2	1.5-3	0.0-0	0	0-0	0-0	0	0
MIDDLE TENNESSEE*	2	3	5	0.0-0	0.0-0	0	0-0	0-0	0	2
at Wake Forest*	2	0	2	0.0-0	0.0-0	0	0-0	0-0	0	0
GEORGIA SOUTHERN	4	0	4	1.0-7	0.0-0	0	0-0	0-0	0	0
KENTUCKY*	2	5	7	0.0-0	0.0-0	0	0-0	0-0	0	2
at South Carolina*	2	1	3	0.0-0	0.0-0	0	0-0	0-0	0	0
at LSU*	2	0	2	0.0-0	0.0-0	0	0-0	0-0	0	4
OKLAHOMA*	0	0	0	0.0-0	0.0-0	0	0-0	0-0	0	1
at Arkansas*	0	0	0	0.0-0	0.0-0	0	0-0	0-0	0	0
GEORGIA*	2	0	2	0.0-0	0.0-0	0	0-0	0-0	0	1
at Florida*	1	4	5	0.0-0	0.0-0	0	0-0	0-0	0	0
MISSISSIPPI STATE*	4	2	6	0.0-0	0.0-0	0	0-0	0-0	0	1

2023 (at Ole Miss - Redshirted)

	UA	A	TOT	TFL	SCK	FF	FR	INT	QBH	BRUP
MERCER										
at Tulane										
GEORGIA TECH										
at Alabama	0	0	0	0.0-0	0.0-0	0	0-0	0-0	0	0
LSU										
ARKANSAS										
at Auburn										
VANDERBILT										
TEXAS A&M										
at Georgia										
LOUISIANA-MONROE	1	1	2	0.0-0	0.0-0	0	0-0	0-0	0	0
at Mississippi State										
vs. Penn State										

2022 (at Tulane)

	UA	A	TOT	TFL	SCK	FF	FR	INT	QBH	BRUP
MASSACHUSETTS*	2	0	2	0.0-0	0.0-0	0	0-0	0-0	0	0
ALCORN STATE*	0	0	0	0.0-0	0.0-0	0	0-0	0-0	0	0
at Kansas State*	4	0	4	1.0-1	0.0-0	0	0-0	0-0	0	0
SOUTHERN MISS*	3	0	3	0.0-0	0.0-0	0	0-0	0-0	0	1
at Houston*	3	1	4	0.0-0	0.0-0	0	1-57	0-0	0	0
EAST CAROLINA*	4	2	6	0.0-0	0.0-0	0	0-0	0-0	0	2
at South Florida*	0	0	0	0.0-0	0.0-0	0	0-0	0-0	0	0
MEMPHIS*	0	1	1	0.0-0	0.0-0	0	0-0	0-0	0	0
at Tulsa										
UCF										
SMU										
at Cincinnati										
UCF										
vs. USC										

2021 (at Tulane)

	UA	A	TOT	TFL	SCK	FF	FR	INT	QBH	BRUP
at Oklahoma*	2	4	6	0.5-2	0.0-0	0	0-0	1-0	0	0
vs. Morgan State*	1	1	2	0.0-0	0.0-0	0	0-0	0-0	1	0
at Ole Miss*	4	2	6	0.0-0	0.0-0	0	0-0	0-0	0	0
UAB*	6	0	6	0.0-0	0.0-0	0	0-0	0-0	0	0
at East Carolina*	7	1	8	0.0-0	0.0-0	0	0-0	0-0	0	1
HOUSTON	5	0	5	0.0-0	0.0-0	0	0-0	0-0	0	1
at SMU*	2	1	3	0.0-0	0.0-0	0	0-0	0-0	1	0
CINCINNATI*	4	0	4	0.0-0	0.0-0	0	0-0	0-0	0	1
at UCF*	2	1	3	2.0-8	0.0-0	0	0-0	0-0	0	0
TULSA*	3	1	4	0.0-0	0.0-0	0	0-0	1-0	0	0
SOUTH FLORIDA*	3	1	4	0.0-0	0.0-0	0	0-0	0-0	0	0
at Memphis*	3	1	4	0.0-0	0.0-0	0	0-0	0-0	0	0

*started game

CAREER HIGHS

Tackles	8 at East Carolina (10/2/21)
Tackles For Loss	2.0 at UCF (11/6/21)
Sacks	none
Interceptions	1 (4x) last at Washington (11/29/25)
Interception Return Yards	none
QB Hurries	1 (3x) last vs. James Madison (12/20/25)
Pass Breakups	4 at LSU (10/12/24)
Forced Fumbles	none
Fumble Recoveries	1 at Houston (9/30/22)
Fumble Recovery Return Yards	57 at Houston (9/30/22)

22 JAY HARRIS

R-Jr. » RB
St. Louis, Mo. » Timberline HS/Northwest Missouri State

CAREER STATS

	GP/GS	RUSHING					RECEIVING				
		ATT	YDS	AVG	TD	LNG	REC	YDS	AVG	TD	LNG
2022 (NWMS)	9/0	89	398	4.5	9	23	0	0	0.0	0	0
2023 (NWMS)	11/10	244	1,433	5.9	14	64	10	32	3.2	0	9
2024	4/0	10	35	3.5	1	12	1	2	2.0	0	2
2025	10/0	26	116	4.5	1	16	3	57	19.0	0	50
TOTAL	34/10	369	1,982	5.4	25	64	14	91	6.5	0	50

2025

	RUSHING					RECEIVING				
	ATT	YDS	AVG	TD	LNG	REC	YDS	AVG	TD	LNG
MONTANA STATE	1	2	2.0	0	2	1	50	50.0	0	50
OKLAHOMA STATE	7	23	3.3	0	6	1	1	1.0	0	1
at Northwestern	3	25	8.3	0	16	0	0	0.0	0	0
OREGON STATE	3	12	4.0	0	9	0	0	0.0	0	0
at Penn State	0	0	0.0	0	0	0	0	0.0	0	0
INDIANA	1	1	1.0	0	1	0	0	0.0	0	0
at Rutgers	6	33	5.5	0	12	1	6	6.0	0	6
WISCONSIN	0	0	0.0	0	0	0	0	0.0	0	0
at Iowa										
MINNESOTA	4	19	4.8	1	12	0	0	0.0	0	0
USC										
at Washington										
JAMES MADISON	1	1	1.0	0	1	0	0	0.0	0	0
vs. Texas Tech										
vs. Indiana										

2024

	RUSHING					RECEIVING				
	ATT	YDS	AVG	TD	LNG	REC	YDS	AVG	TD	LNG
IDAHO										
BOISE STATE										
at Oregon State	3	3	1.0	0	5	1	2	2.0	0	0
at UCLA										
MICHIGAN STATE										
OHIO STATE										
at Purdue	7	32	4.6	1	12	0	0	0.0	0	0
ILLINOIS										
at Michigan										
MARYLAND										
at Wisconsin	0	0	0.0	0	0	0	0	0.0	0	0
WASHINGTON	0	0	0.0	0	0	0	0	0.0	0	0
vs. Penn State										
vs. Ohio State										

2023

	RUSHING					RECEIVING				
	ATT	YDS	AVG	TD	LNG	REC	YDS	AVG	TD	LNG
at Missouri Southern*	27	131	4.8	2	16	4	22	5.5	0	9
EMPORIA STATE*	23	120	5.2	1	13	1	-1	-1.0	0	-1
at Fort Hays State*	27	104	3.9	0	16	0	0	0.0	0	0
LINCOLN	16	105	6.6	1	28	0	0	0.0	0	0
at Central Missouri*	18	108	6.0	1	46	0	0	0.0	0	0
CENTRAL OKLAHOMA*	22	274	12.5	4	64	1	4	4.0	0	4
at Missouri Western*	22	105	4.8	0	22	2	4	2.0	0	6
PITTSBURG STATE*	19	123	6.5	0	23	0	0	0.0	0	0
at Washburn*	24	123	5.1	3	15	0	0	0.0	0	0
at Northeastern State*	22	108	4.9	0	16	2	3	1.5	0	7
NEBRASKA-KEARNEY*	24	132	5.5	2	46	0	0	0.0	0	0

2022

	RUSHING					RECEIVING				
	ATT	YDS	AVG	TD	LNG	REC	YDS	AVG	TD	LNG
FORT HAYS STATE										
at Lincoln										
CENTRAL MISSOURI										
at Central Oklahoma										
MISSOURI WESTERN	8	24	3.0	0	12	0	0	0.0	0	0
at Pittsburg State	2	13	6.5	0	9	0	0	0.0	0	0
WASHBURN	6	19	3.2	0	7	0	0	0.0	0	0
NORTHEASTERN STATE	12	58	4.8	1	15	0	0	0.0	0	0
at Nebraska-Kearney	13	72	5.6	3	23	0	0	0.0	0	0
MISSOURI SOUTHERN	15	77	5.1	1	12	0	0	0.0	0	0
at Emporia State	19	94	4.9	2	19	0	0	0.0	0	0
at Ouachita Baptist	9	29	3.2	2	13	0	0	0.0	0	0
at Grand Valley State	5	12	2.4	0	6	0	0	0.0	0	0

*started game

CAREER HIGHS

Rushes	27 (2x) last at Fort Hays State (9/16/23)
Rushing Yards	274 vs. Central Oklahoma (10/7/23)
Rushing TDs	4 vs. Central Oklahoma (10/7/23)
Long Rush	64 vs. Central Oklahoma (10/7/23)
100-Yard Games	11, last vs. Nebraska-Kearney (11/11/23)
Receptions	4 at Missouri Southern (8/31/23)
Receiving Yards	50 vs. Montana State (8/30/25)
Receiving TDs	none
Long Reception	50 vs. Montana State (8/30/25)



23

DIERRE HILL JR.

Fr. » RB
Belleville, Ill. » Althoff Catholic HS

CAREER STATS

	GP/GS	RUSHING					RECEIVING				
		ATT	YDS	AVG	TD	LNG	REC	YDS	AVG	TD	LNG
2025	14/0	70	570	8.1	5	66	14	112	8.0	1	40
TOTAL	14/0	70	570	8.1	5	66	14	112	8.0	1	40

2025

	RUSHING					RECEIVING				
	ATT	YDS	AVG	TD	LNG	REC	YDS	AVG	TD	LNG
MONTANA STATE	5	48	9.6	0	28	0	0	0.0	0	0
OKLAHOMA STATE	1	19	19.0	1	19	0	0	0.0	0	0
at Northwestern	5	94	18.8	1	66	0	0	0.0	0	0
OREGON STATE	5	27	5.4	0	9	0	0	0.0	0	0
at Penn State	10	82	8.2	0	24	2	12	6.0	1	8
INDIANA	3	-3	-1.0	0	4	0	0	0.0	0	0
at Rutgers	5	62	12.4	1	35	1	11	11.0	0	11
WISCONSIN	2	28	14.0	0	0	0	0	0.0	0	0
at Iowa	7	45	6.4	1	19	0	0	0.0	0	0
MINNESOTA	6	22	3.7	0	8	3	22	7.3	0	13
USC	4	28	7.0	0	11	2	9	4.5	0	5
at Washington	6	29	4.8	0	9	2	15	7.5	0	9
JAMES MADISON	6	76	12.7	1	56	1	40	40.0	0	40
vs. Texas Tech	5	13	2.6	0	6	3	3	1.0	0	4
vs. Indiana										

*started game

CAREER HIGHS

Rushes	10 at Penn State (9/27/25)
Rushing Yards	94 at Northwestern (9/13/25)
Rushing TDs	1 (5x) vs. James Madison (12/20/25)
Long Rush	66 at Northwestern (9/13/25)
100-Yard Games	none
Receptions	3 (2x) last vs. Texas Tech (1/1/26)
Receiving Yards	40 vs. James Madison (12/20/25)
Receiving TDs	1 at Penn State (9/27/25)
Long Reception	40 vs. James Madison (12/20/25)

26 DEVON JACKSON

R-Jr. » ILB
Omaha, Neb. » Burke HS

CAREER STATS

	GP/GS	UA	A	TOT	TFL	SCK	FF	FR	INT	QBH	BRUP
2022	5/0	1	0	1	0.0-0	0.0-0	0	0-0	0-0	0	0
2023	12/0	5	12	17	1.5-4	0.0-0	0	0-0	0-0	1	0
2024	14/1	26	21	47	2.5-12	1.5-10	1	0-0	0-0	1	2
2025	12/2	14	25	39	0.0-0	0.0-0	0	0-0	0-0	2	0
TOTAL	43/3	46	58	104	4.0-16	1.5-10	1	0-0	0-0	4	2

2025

	UA	A	TOT	TFL	SCK	FF	FR	INT	QBH	BRUP	
MONTANA STATE	1	1	2	0.0-0	0.0-0	0	0-0	0-0	0	0	
OKLAHOMA STATE*	1	4	5	0.0-0	0.0-0	0	0-0	0-0	1	0	
at Northwestern*	0	1	1	0.0-0	0.0-0	0	0-0	0-0	0	0	
OREGON STATE	0	2	2	0.0-0	0.0-0	0	0-0	0-0	0	0	
at Penn State	2	2	4	0.0-0	0.0-0	0	0-0	0-0	0	0	
INDIANA	0	3	3	0.0-0	0.0-0	0	0-0	0-0	0	0	
at Rutgers	3	2	5	0.0-0	0.0-0	0	0-0	0-0	0	0	
WISCONSIN	2	0	2	0.0-0	0.0-0	0	0-0	0-0	0	0	
at Iowa	DID NOT PLAY										
MINNESOTA	DID NOT PLAY										
USC	0	3	3	0.0-0	0.0-0	0	0-0	0-0	0	0	
at Washington	1	1	2	0.0-0	0.0-0	0	0-0	0-0	1	0	
JAMES MADISON	3	3	6	0.0-0	0.0-0	0	0-0	0-0	0	0	
vs. Texas Tech	1	3	4	0.0-0	0.0-0	0	0-0	0-0	0	0	
vs. Indiana											

2024

	UA	A	TOT	TFL	SCK	FF	FR	INT	QBH	BRUP
IDAHO	0	2	2	0.0-0	0.0-0	0	0-0	0-0	0	0
BOISE STATE	2	3	5	0.0-0	0.0-0	0	0-0	0-0	0	1
at Oregon State	1	2	3	0.0-0	0.0-0	0	0-0	0-0	0	0
at UCLA*	3	1	4	0.0-0	0.0-0	0	0-0	0-0	0	0
MICHIGAN STATE	1	0	1	0.0-0	0.0-0	0	0-0	0-0	0	0
OHIO STATE	4	3	7	0.0-0	0.0-0	0	0-0	0-0	0	0
at Purdue	3	1	4	2.0-6	1.0-4	1	0-0	0-0	0	0
ILLINOIS	0	2	2	0.5-6	0.5-6	0	0-0	0-0	0	0
at Michigan	0	1	1	0.0-0	0.0-0	0	0-0	0-0	1	0
MARYLAND	2	1	3	0.0-0	0.0-0	0	0-0	0-0	0	1
at Wisconsin	3	1	4	0.0-0	0.0-0	0	0-0	0-0	0	0
WASHINGTON	0	1	1	0.0-0	0.0-0	0	0-0	0-0	0	0
vs. Penn State	4	3	7	0.0-0	0.0-0	0	0-0	0-0	0	0
vs. Ohio State	3	0	3	0.0-0	0.0-0	0	0-0	0-0	0	0

2023

	UA	A	TOT	TFL	SCK	FF	FR	INT	QBH	BRUP	
PORTLAND STATE	0	2	2	0.0-0	0.0-0	0	0-0	0-0	0	0	
at Texas Tech	0	1	1	0.0-0	0.0-0	0	0-0	0-0	0	0	
HAWAII	1	4	5	1.5-4	0.0-0	0	0-0	0-0	0	0	
COLORADO	1	1	2	0.0-0	0.0-0	0	0-0	0-0	0	0	
at Stanford	1	1	2	0.0-0	0.0-0	0	0-0	0-0	0	0	
at Washington	1	0	1	0.0-0	0.0-0	0	0-0	0-0	0	0	
WASHINGTON STATE	0	0	0	0.0-0	0.0-0	0	0-0	0-0	0	0	
at Utah	DID NOT PLAY										
CALIFORNIA	DID NOT PLAY										
USC	1	0	1	0.0-0	0.0-0	0	0-0	0-0	0	0	
at Arizona State	0	2	2	0.0-0	0.0-0	0	0-0	0-0	0	0	
OREGON STATE	0	1	1	0.0-0	0.0-0	0	0-0	0-0	0	0	
vs. Washington	0	0	0	0.0-0	0.0-0	0	0-0	0-0	0	0	
vs. Liberty	0	0	0	0.0-0	0.0-0	0	0-0	0-0	1	0	

2022

	UA	A	TOT	TFL	SCK	FF	FR	INT	QBH	BRUP	
vs. Georgia	0	0	0	0.0-0	0.0-0	0	0-0	0-0	0	0	
EASTERN WASHINGTON	0	0	0	0.0-0	0.0-0	0	0-0	0-0	0	0	
BYU	1	0	1	0.0-0	0.0-0	0	0-0	0-0	0	0	
at Washington State	0	0	0	0.0-0	0.0-0	0	0-0	0-0	0	0	
STANFORD	DID NOT PLAY										
at Arizona	DID NOT PLAY										
UCLA	DID NOT PLAY										
at California	DID NOT PLAY										
at Colorado	DID NOT PLAY										
WASHINGTON	DID NOT PLAY										
UTAH	DID NOT PLAY										
at Oregon State	DID NOT PLAY										
vs. North Carolina	0	0	0	0.0-0	0.0-0	0	0-0	0-0	0	0	

*started game

CAREER HIGHS

Tackles.....	7 (2x) last vs. Penn State (12/7/24)
Tackles For Loss.....	2.0 at Purdue (10/18/24)
Sacks.....	1.0 at Purdue (10/18/24)
Interceptions.....	none
Interception Return Yards.....	none
OB Hurries.....	1 (4x) last at Washington (11/29/25)
Pass Breakups.....	1 (2x) last vs. Maryland (11/9/24)
Forced Fumbles.....	1 at Purdue (10/18/24)
Fumble Recoveries.....	none



27 JAYDEN LIMAR

Jr. » RB
Lake Stevens, Wash. » Lake Stevens HS

CAREER STATS

	GP/GS	RUSHING					RECEIVING				
		ATT	YDS	AVG	TD	LNG	REC	YDS	AVG	TD	LNG
2023	11/0	24	109	4.5	1	21	7	61	8.7	0	18
2024	14/0	25	71	2.8	0	11	2	71	35.5	1	65
2025	8/3	46	262	5.7	3	53	11	75	6.8	0	27
TOTAL	33/3	95	442	4.7	4	53	20	207	10.4	1	65

2025

	RUSHING					RECEIVING				
	ATT	YDS	AVG	TD	LNG	REC	YDS	AVG	TD	LNG
MONTANA STATE	3	20	6.7	1	21	0	0	0.0	0	0
OKLAHOMA STATE	6	88	14.5	1	53	1	5	5.0	0	5
at Northwestern*	11	38	3.5	1	12	1	2	2.0	0	2
OREGON STATE*	12	70	5.8	0	22	2	22	11.0	0	11
at Penn State*	8	17	2.4	0	5	3	20	6.7	0	7
INDIANA	3	17	5.7	0	7	1	5	5.0	0	5
at Rutgers										DID NOT PLAY
WISCONSIN										DID NOT PLAY
at Iowa										DID NOT PLAY
MINNESOTA										DID NOT PLAY
USC										DID NOT PLAY
at Washington										DID NOT PLAY
JAMES MADISON	1	10	10.0	0	10	2	-6	-3.0	0	0
vs. Texas Tech	3	3	1.0	0	2	1	27	27.0	0	27
vs. Indiana										

2024

	RUSHING					RECEIVING				
	ATT	YDS	AVG	TD	LNG	REC	YDS	AVG	TD	LNG
IDAHO*	0	0	0.0	0	0	0	0	0.0	0	0
BOISE STATE*	1	2	2.0	0	2	0	0	0.0	0	0
at Oregon State*	2	7	3.5	0	5	2	71	35.5	1	65
at UCLA*	3	9	3.0	0	5	0	0	0.0	0	0
MICHIGAN STATE*	1	-5	-5.0	0	-5	0	0	0.0	0	0
OHIO STATE*	0	0	0.0	0	0	0	0	0.0	0	0
at Purdue*	3	20	6.7	0	11	0	0	0.0	0	0
ILLINOIS*	7	24	3.4	0	8	0	0	0.0	0	0
at Michigan	0	0	0.0	0	0	0	0	0.0	0	0
MARYLAND	6	10	1.7	0	6	0	0	0.0	0	0
at Wisconsin	0	0	0.0	0	0	0	0	0.0	0	0
WASHINGTON	0	0	0.0	0	0	0	0	0.0	0	0
vs. Penn State	0	0	0.0	0	0	0	0	0.0	0	0
vs. Ohio State	2	4	2.0	0	3	0	0	0.0	0	0

2023

	RUSHING					RECEIVING				
	ATT	YDS	AVG	TD	LNG	REC	YDS	AVG	TD	LNG
PORTLAND STATE	8	51	6.4	1	17	4	24	6.0	0	11
at Texas Tech										DID NOT PLAY
HAWAII	1	1	1.0	0	1	1	1	1.0	0	1
COLORADO	1	0	0.0	0	0	0	0	0.0	0	0
at Stanford	3	15	5.0	0	5	0	0	0.0	0	0
at Washington	0	0	0.0	0	0	0	0	0.0	0	0
WASHINGTON STATE										DID NOT PLAY
at Utah	3	8	2.7	0	6	0	0	0.0	0	0
CALIFORNIA	3	20	6.7	0	21	1	6	6.0	0	6
USC										DID NOT PLAY
at Arizona State	2	13	6.5	0	10	0	0	0.0	0	0
OREGON STATE	0	0	0.0	0	0	0	0	0.0	0	0
vs. Washington	0	0	0.0	0	0	0	0	0.0	0	0
vs. Liberty	3	1	0.3	0	3	1	30	18.0	0	18

*started game

CAREER HIGHS

Rushes12 vs. Oregon State (9/20/25)
Rushing Yards88 vs. Oklahoma State (9/6/25)
Rushing TDs1 (4x) last at Northwestern (9/13/25)
Long Rush53 vs. Oklahoma State (9/6/25)
100-Yard Gamesnone
Receptions4 vs. Portland State (9/2/23)
Receiving Yards71 at Oregon State (9/14/24)
Receiving TDs1 at Oregon State (9/14/24)
Long Reception65 at Oregon State (9/14/24)



28 BRYCE BOETTCHER

Sr. » ILB
Eugene, Ore. » South Eugene HS

CAREER STATS

	GP/GS	UA	A	TOT	TFL	SCK	FF	FR	INT	QBH	BRUP
2022	12/0	0	2	2	0.0-0	0.0-0	0	0-0	0-0	0	0
2023	14/2	15	22	37	2.5-12	1.0-8	1	1-0	0-0	0	0
2024	14/13	50	44	94	8.0-27	2.0-13	1	0-0	1-0	0	3
2025	14/14	49	76	125	4.5-21	1.0-8	2	0-0	1-31	5	4
TOTAL	54/29	114	144	258	15.0-60	4.0-29	4	1-0	2-31	5	7

2025

	UA	A	TOT	TFL	SCK	FF	FR	INT	QBH	BRUP
MONTANA STATE*	1	2	3	0.0-0	0.0-0	0	0-0	0-0	0	0
OKLAHOMA STATE*	2	7	9	0.0-0	0.0-0	0	0-0	0-0	0	0
at Northwestern*	1	4	5	0.5-1	0.0-0	0	0-0	1-31	0	1
OREGON STATE*	2	8	10	0.0-0	0.0-0	0	0-0	0-0	0	0
at Penn State*	4	9	13	0.5-4	0.0-0	0	0-0	0-0	0	0
INDIANA*	5	6	11	0.0-0	0.0-0	0	0-0	0-0	0	0
at Rutgers*	4	3	7	0.0-0	0.0-0	0	0-0	0-0	0	0
WISCONSIN*	4	2	6	1.0-5	0.0-0	1	0-0	0-0	0	2
at Iowa*	5	3	8	1.0-8	1.0-8	0	0-0	0-0	0	0
MINNESOTA*	3	6	9	0.0-0	0.0-0	0	0-0	0-0	0	0
USC*	4	9	13	1.0-3	0.0-0	0	0-0	0-0	0	0
at Washington*	5	5	10	0.0-0	0.0-0	0	0-0	0-0	2	0
JAMES MADISON*	3	6	9	0.5-0	0.0-0	0	0-0	0-0	3	1
vs. Texas Tech*	6	6	12	0.0-0	0.0-0	1	0-0	0-0	0	0
vs. Indiana										

2024

	UA	A	TOT	TFL	SCK	FF	FR	INT	QBH	BRUP
IDAHO*	2	3	5	0.0-0	0.0-0	0	0-0	0-0	0	0
BOISE STATE	3	6	9	0.0-0	0.0-0	0	0-0	0-0	0	0
at Oregon State*	5	6	11	0.0-0	0.0-0	0	0-0	0-0	0	2
at UCLA*	3	0	3	0.0-0	0.0-0	0	0-0	1-0	0	0
MICHIGAN STATE*	3	1	4	1.0-2	0.0-0	0	0-0	0-0	0	0
OHIO STATE*	1	0	1	0.0-0	0.0-0	0	0-0	0-0	0	0
at Purdue*	4	1	5	0.5-0	0.0-0	0	0-0	0-0	0	0
ILLINOIS*	3	5	8	1.0-5	1.0-5	0	0-0	0-0	0	0
at Michigan*	4	3	7	1.5-3	0.0-0	0	0-0	0-0	0	0
MARYLAND*	3	4	7	0.0-0	0.0-0	0	0-0	0-0	0	0
at Wisconsin*	7	2	9	1.0-1	0.0-0	0	0-0	0-0	0	1
WASHINGTON*	4	7	11	2.0-15	1.0-8	1	0-0	0-0	0	0
vs. Penn State*	3	4	7	1.0-1	0.0-0	0	0-0	0-0	0	0
vs. Ohio State*	5	2	7	0.0-0	0.0-0	0	0-0	0-0	0	0

2023

	UA	A	TOT	TFL	SCK	FF	FR	INT	QBH	BRUP
PORTLAND STATE*	1	3	4	0.0-0	0.0-0	0	1-0	0-0	0	0
at Texas Tech	1	2	3	1.0-8	1.0-8	1	0-0	0-0	0	0
HAWAII	3	3	6	1.0-1	0.0-0	0	0-0	0-0	0	0
COLORADO	1	2	3	0.0-0	0.0-0	0	0-0	0-0	0	0
at Stanford*	2	3	5	0.5-3	0.0-0	0	0-0	0-0	0	0
at Washington	2	0	2	0.0-0	0.0-0	0	0-0	0-0	0	0
WASHINGTON STATE	0	1	1	0.0-0	0.0-0	0	0-0	0-0	0	0
at Utah	1	0	1	0.0-0	0.0-0	0	0-0	0-0	0	0
CALIFORNIA	0	6	6	0.0-0	0.0-0	0	0-0	0-0	0	0
USC	0	0	0	0.0-0	0.0-0	0	0-0	0-0	0	0
at Arizona State	3	2	5	0.0-0	0.0-0	0	0-0	0-0	0	0
OREGON STATE	0	0	0	0.0-0	0.0-0	0	0-0	0-0	0	0
vs. Washington	0	0	0	0.0-0	0.0-0	0	0-0	0-0	0	0
vs. Liberty	1	0	1	0.0-0	0.0-0	0	0-0	0-0	0	0

2022

	UA	A	TOT	TFL	SCK	FF	FR	INT	QBH	BRUP
vs. Georgia	0	0	0	0.0-0	0.0-0	0	0-0	0-0	0	0
EASTERN WASHINGTON	0	1	1	0.0-0	0.0-0	0	0-0	0-0	0	0
BYU	0	0	0	0.0-0	0.0-0	0	0-0	0-0	0	0
at Washington State	0	0	0	0.0-0	0.0-0	0	0-0	0-0	0	0
STANFORD	0	1	1	0.0-0	0.0-0	0	0-0	0-0	0	0
at Arizona	0	0	0	0.0-0	0.0-0	0	0-0	0-0	0	0
UCLA	0	0	0	0.0-0	0.0-0	0	0-0	0-0	0	0
at California										
at Colorado	0	0	0	0.0-0	0.0-0	0	0-0	0-0	0	0
WASHINGTON	0	0	0	0.0-0	0.0-0	0	0-0	0-0	0	0
UTAH	0	0	0	0.0-0	0.0-0	0	0-0	0-0	0	0
at Oregon State	0	0	0	0.0-0	0.0-0	0	0-0	0-0	0	0
vs. North Carolina	0	0	0	0.0-0	0.0-0	0	0-0	0-0	0	0

*started game

CAREER HIGHS

Tackles.....	13 (2x) last vs. USC (11/22/25)
Tackles For Loss.....	2.0 vs. Washington (11/30/24)
Sacks.....	1.0 (4x) last at Iowa (11/8/25)
Interceptions.....	1 (2x) last at Northwestern (9/13/25)
Interception Return Yards.....	31 at Northwestern (9/13/25)
QB Hurries.....	3 vs. James Madison (12/20/25)
Pass Breakups.....	2 (2x) last vs. Wisconsin (10/25/25)
Forced Fumbles.....	1 (4x) last vs. Texas Tech (1/1/26)
Fumble Recoveries.....	1 vs. Portland State (8/2/23)



29

ASHTON PORTER

R-So. » OLB
Cypress, Texas » Cypress Ranch HS

31

DILLON THIENEMAN

Jr. » DB
Westfield, Ind. » Westfield HS/Purdue

CAREER STATS

Table with columns: GP/GS, UA, A, TOT, TFL, SCK, FF, FR, INT, QBH, BRUP. Rows for 2023, 2024, 2025, and TOTAL.

2025

Table with columns: UA, A, TOT, TFL, SCK, FF, FR, INT, QBH, BRUP. Rows for MONTANA STATE, OKLAHOMA STATE, OREGON STATE, INDIANA, WISCONSIN, MINNESOTA, USC, JAMES MADISON, vs. Texas Tech, vs. Indiana.

2024

Table with columns: UA, A, TOT, TFL, SCK, FF, FR, INT, QBH, BRUP. Rows for IDAHO, BOISE STATE, MICHIGAN STATE, OHIO STATE, ILLINOIS, MARYLAND, WASHINGTON, vs. Penn State, vs. Ohio State.

2023

Table with columns: UA, A, TOT, TFL, SCK, FF, FR, INT, QBH, BRUP. Rows for PORTLAND STATE, HAWAII, COLORADO, WASHINGTON STATE, CALIFORNIA, USC, OREGON STATE, vs. Washington, vs. Liberty.

*started game

CAREER HIGHS

Table listing career highs for Tackles, Tackles For Loss, Sacks, Interceptions, QB Hurries, Pass Breakups, Forced Fumbles, Fumble Recoveries.

CAREER STATS

Table with columns: GP/GS, UA, A, TOT, TFL, SCK, FF, FR, INT, QBH, BRUP. Rows for 2023 (PUR), 2024 (PUR), 2025, and TOTAL.

2025

Table with columns: UA, A, TOT, TFL, SCK, FF, FR, INT, QBH, BRUP. Rows for MONTANA STATE*, OKLAHOMA STATE*, OREGON STATE*, INDIANA*, WISCONSIN*, MINNESOTA*, USC*, JAMES MADISON*, vs. Texas Tech*, vs. Indiana.

2024 (at Purdue)

Table with columns: UA, A, TOT, TFL, SCK, FF, FR, INT, QBH, BRUP. Rows for INDIANA STATE*, NOTRE DAME*, NEBRASKA*, OREGON*, NORTHWESTERN*, PENN STATE*, at Indiana*.

2023 (at Purdue)

Table with columns: UA, A, TOT, TFL, SCK, FF, FR, INT, QBH, BRUP. Rows for FRESNO STATE*, SYRACUSE*, WISCONSIN*, ILLINOIS*, OHIO STATE*, MINNESOTA*, INDIANA*.

*started game

CAREER HIGHS

Table listing career highs for Tackles, Tackles For Loss, Sacks, Interceptions, QB Hurries, Pass Breakups, Forced Fumbles, Fumble Recoveries.



NASIR WYATT

Fr. » OLB
Santa Ana, Calif. » Mater Dei HS

CAREER STATS

	GP/GS	UA	A	TOT	TFL	SCK	FF	FR	INT	QBH	BRUP
2025	14/0	4	5	9	2.0-15	2.0-15	0	0-0	0-0	2	0
TOTAL	14/0	4	5	9	2.0-15	2.0-15	0	0-0	0-0	2	0

2025

	UA	A	TOT	TFL	SCK	FF	FR	INT	QBH	BRUP
MONTANA STATE	1	1	2	1.0-8	1.0-8	0	0-0	0-0	0	0
OKLAHOMA STATE	0	0	0	0.0-0	0.0-0	0	0-0	0-0	0	0
at Northwestern	0	0	0	0.0-0	0.0-0	0	0-0	0-0	0	0
OREGON STATE	0	0	0	0.0-0	0.0-0	0	0-0	0-0	0	0
at Penn State	0	0	0	0.0-0	0.0-0	0	0-0	0-0	0	0
INDIANA	0	0	0	0.0-0	0.0-0	0	0-0	0-0	0	0
at Rutgers	0	1	1	0.0-0	0.0-0	0	0-0	0-0	0	0
WISCONSIN	0	0	0	0.0-0	0.0-0	0	0-0	0-0	0	0
at Iowa	0	0	0	0.0-0	0.0-0	0	0-0	0-0	0	0
MINNESOTA	0	2	2	0.0-0	0.0-0	0	0-0	0-0	1	0
USC	2	0	2	0.0-0	0.0-0	0	0-0	0-0	1	0
at Washington	1	0	1	1.0-7	1.0-7	0	0-0	0-0	0	0
JAMES MADISON	0	1	1	0.0-0	0.0-0	0	0-0	0-0	0	0
vs. Texas Tech	0	0	0	0.0-0	0.0-0	0	0-0	0-0	0	0
vs. Indiana										

*started game

CAREER HIGHS

Tackles	2 (3x) last vs. USC (11/22/25)
Tackles For Loss	1.0 (2x) at Washington (11/29/25)
Sacks	1.0 (2x) at Washington (11/29/25)
Interceptions	none
Interception Return Yards	none
QB Hurries	1 (2x) last vs. USC (11/22/25)
Pass Breakups	none
Forced Fumbles	none
Fumble Recoveries	none



KAMAR MOTHUDI

R-Fr. » ILB
Los Angeles, Calif. » Los Alamitos HS

CAREER STATS

	GP/GS	UA	A	TOT	TFL	SCK	FF	FR	INT	QBH	BRUP
2024	1/0	0	0	0	0.0-0	0.0-0	0	0-0	0-0	0	0
2025	6/0	1	3	4	0.0-0	0.0-0	0	0-0	0-0	0	0
TOTAL	7/0	1	3	4	0.0-0	0.0-0	0	0-0	0-0	0	0

2025

	UA	A	TOT	TFL	SCK	FF	FR	INT	QBH	BRUP
MONTANA STATE	0	1	1	0.0-0	0.0-0	0	0-0	0-0	0	0
OKLAHOMA STATE	1	0	1	0.0-0	0.0-0	0	0-0	0-0	0	0
at Northwestern	0	0	0	0.0-0	0.0-0	0	0-0	0-0	0	0
OREGON STATE										
at Penn State										
INDIANA										
at Rutgers	0	2	2	0.0-0	0.0-0	0	0-0	0-0	0	0
WISCONSIN										
at Iowa										
MINNESOTA	0	0	0	0.0-0	0.0-0	0	0-0	0-0	0	0
USC	0	0	0	0.0-0	0.0-0	0	0-0	0-0	0	0
at Washington										
JAMES MADISON										
vs. Texas Tech										
vs. Indiana										

2024

	UA	A	TOT	TFL	SCK	FF	FR	INT	QBH	BRUP
IDAHO										
BOISE STATE										
at Oregon State										
at UCLA										
MICHIGAN STATE										
OHIO STATE										
at Purdue										
ILLINOIS										
at Michigan										
MARYLAND										
at Wisconsin										
WASHINGTON										
vs. Penn State	0	0	0	0.0-0	0.0-0	0	0-0	0-0	0	0
vs. Ohio State										

*started game

CAREER HIGHS

Tackles	2 at Rutgers (10/18/25)
Tackles For Loss	none
Sacks	none
Interceptions	none
Interception Return Yards	none
QB Hurries	none
Pass Breakups	none
Forced Fumbles	none
Fumble Recoveries	none



ATTICUS SAPPINGTON

R-Sr. » K

Portland, Ore. » Central Catholic HS/Oregon State

CAREER STATS

	KICKING				KICKOFFS				AVG	TB
	GP/GS	FGM	FGA	PCT	LNG	XP-XPA	ATT	YDS		
2021 (OSU)	1/0	---	---	---	---	---	1	60	60.0	0
2022 (OSU)	9/0	5	7	.714	40	15-16	40	2,507	62.7	22
2023 (OSU)	12/0	13	14	.929	48	49-50	55	3,275	59.5	34
2024	14/0	14	16	.875	42	41-43	77	4,917	63.9	56
2025	14/0	19	23	.826	51	49-49	67	4,245	63.4	43
TOTAL	50/0	51	60	.850	51	154-157	240	14,824	61.8	155

2025

	KICKING				KICKOFFS				AVG	TB
	FGM	FGA	PCT	LNG	XP-XPA	ATT	YDS			
MONTANA STATE	1	1	1.000	23	5-5	5	314	62.8	2	
OKLAHOMA STATE	0	1	.000	--	5-5	5	385	64.2	5	
at Northwestern	2	2	1.000	42	4-4	2	124	62.0	1	
OREGON STATE	2	2	1.000	28	4-4	4	260	65.0	4	
at Penn State	1	2	.500	42	3-3	4	260	65.0	4	
INDIANA	2	3	.667	40	2-2	5	325	65.0	5	
at Rutgers	0	0	---	--	4-4	6	386	64.3	4	
WISCONSIN	0	0	---	--	3-3	3	176	58.7	0	
at Iowa	3	3	1.000	46	1-1	4	232	58.0	2	
MINNESOTA	0	0	---	--	5-5	4	256	64.0	3	
USC	0	0	---	--	6-6	6	370	61.7	3	
at Washington	4	4	1.000	51	2-2	3	183	61.0	1	
JAMES MADISON	1	1	1.000	48	3-3	9	584	64.9	5	
vs. Texas Tech	3	4	.750	50	2-2	6	390	65.0	4	
vs. Indiana										

2024

	KICKING				KICKOFFS				AVG	TB
	FGM	FGA	PCT	LNG	XP-XPA	ATT	YDS			
IDAHO	1	2	.500	26	3-3	5	325	65.0	5	
BOISE STATE	1	1	1.000	25	4-5	6	388	65.7	4	
at Oregon State	2	2	1.000	39	5-5	8	514	64.2	5	
at UCLA	2	2	1.000	42	2-3	7	446	63.7	5	
MICHIGAN STATE	0	0	---	---	3-3	4	227	56.8	2	
OHIO STATE	2	3	.667	27	1-1	6	390	65.0	5	
at Purdue	0	0	---	---	4-4	5	322	64.4	4	
ILLINOIS	0	0	---	---	4-4	5	321	64.2	4	
at Michigan	1	1	1.000	26	3-3	4	257	64.2	3	
MARYLAND	1	1	1.000	20	1-1	6	390	65.0	6	
at Wisconsin	3	3	1.000	42	1-1	5	325	65.0	4	
WASHINGTON	0	0	---	---	4-4	6	374	62.3	1	
vs. Penn State	1	1	1.000	32	4-4	8	520	65.0	8	
vs. Ohio State	0	0	---	---	1-1	2	118	59.0	0	

2023 (at Oregon State)

	KICKING				KICKOFFS				AVG	TB
	FGM	FGA	PCT	LNG	XP-XPA	ATT	YDS			
at San Jose State	0	0	---	---	6-6	7	426	60.9	3	
UC DAVIS	2	2	1.000	40	7-7	9	553	61.4	4	
SAN DIEGO STATE	2	3	.667	48	2-2	6	277	46.2	2	
at Washington State	0	0	---	---	5-5	5	269	53.8	2	
UTAH	0	0	---	---	3-3	4	252	63.0	3	
at California	1	1	1.000	32	7-7	9	530	58.9	7	
UCLA	3	3	1.000	43	3-3	8	518	64.8	7	
at Arizona	1	1	1.000	35	3-3	4	260	65.0	4	
at Colorado	2	2	1.000	41	2-2	1	65	65.0	1	
STANFORD	0	0	---	---	8-9	1	65	65.0	1	
WASHINGTON	2	2	1.000	38	2-2	1	60	60.0	0	
at Oregon	0	0	---	---	1-1	---	---	---	---	
vs. Notre Dame										

2022 (at Oregon State)

	KICKING				KICKOFFS				AVG	TB
	FGM	FGA	PCT	LNG	XP-XPA	ATT	YDS			
BOISE STATE	0	0	---	---	0-0	2	130	65.0	2	
at Fresno State	0	0	---	---	0-0	5	293	58.6	1	
vs Montana State	0	0	---	---	4-5	9	583	64.8	4	
USC	0	0	---	---	0-0	3	194	64.7	1	
at Utah	3	3	1.000	31	1-1	5	325	65.0	5	
at Stanford	1	2	.500	40	1-1	5	286	57.2	2	
WASHINGTON STATE	1	2	.500	26	3-3	5	316	63.2	2	
COLORADO	0	0	---	---	6-6	5	330	66.0	4	
at Washington										
CALIFORNIA										
at Arizona State	0	0	---	---	0-0	1	50	50.0	1	
OREGON										
vs. Florida										

2021 (at Oregon State)

	KICKING				KICKOFFS				AVG	TB
	FGM	FGA	PCT	LNG	XP-XPA	ATT	YDS			
at Purdue										
HAWAII										
IDAHO	0	0	---	---	0-0	1	60	60.0	0	
at USC										
WASHINGTON										
at Washington State										
UTAH										
at California										
at Colorado										
STANFORD										
ARIZONA STATE										
at Oregon										
vs. Utah State										

CAREER HIGHS

Field Goals Made 4 at Washington (11/29/25)
 Field Goals Attempted 4 (2x) last vs. Texas Tech (1/1/26)
 Long Field Goal 51 at Washington (11/29/25)
 PATs Made 8 vs. Stanford (11/11/23)
 Kickoffs 9 (4x) last vs. James Madison (12/20/25)
 Touchbacks 8 vs. Penn State (12/7/24)



42 AYDIN BRELAND

R-Fr. » DL
Santa Ana, Calif. » Mater Dei HS

CAREER STATS

	GP/GS	UA	A	TOT	TFL	SCK	FF	FR	INT	QBH	BRUP
2024	4/0	0	0	0	0.0-0	0.0-0	0	0-0	0-0	2	0
2025	12/0	0	0	0	0.0-0	0.0-0	0	0-0	0-0	1	0
TOTAL	16/0	0	0	0	0.0-0	0.0-0	0	0-0	0-0	3	0

2025

	UA	A	TOT	TFL	SCK	FF	FR	INT	QBH	BRUP	
MONTANA STATE	0	0	0	0.0-0	0.0-0	0	0-0	0-0	0	0	
OKLAHOMA STATE	0	0	0	0.0-0	0.0-0	0	0-0	0-0	0	0	
at Northwestern	0	0	0	0.0-0	0.0-0	0	0-0	0-0	0	0	
OREGON STATE	0	0	0	0.0-0	0.0-0	0	0-0	0-0	1	0	
at Penn State	0	0	0	0.0-0	0.0-0	0	0-0	0-0	0	0	
INDIANA	0	0	0	0.0-0	0.0-0	0	0-0	0-0	0	0	
at Rutgers	0	0	0	0.0-0	0.0-0	0	0-0	0-0	0	0	
WISCONSIN	0	0	0	0.0-0	0.0-0	0	0-0	0-0	0	0	
at Iowa	0	0	0	0.0-0	0.0-0	0	0-0	0-0	0	0	
MINNESOTA	DID NOT PLAY										
USC	0	0	0	0.0-0	0.0-0	0	0-0	0-0	0	0	
at Washington	DID NOT PLAY										
JAMES MADISON	0	0	0	0.0-0	0.0-0	0	0-0	0-0	0	0	
vs. Texas Tech	0	0	0	0.0-0	0.0-0	0	0-0	0-0	0	0	
vs. Indiana											

2024

	UA	A	TOT	TFL	SCK	FF	FR	INT	QBH	BRUP	
IDAHO	DID NOT PLAY										
BOISE STATE	DID NOT PLAY										
at Oregon State	0	0	0	0.0-0	0.0-0	0	0-0	0-0	0	0	
at UCLA	DID NOT PLAY										
MICHIGAN STATE	0	0	0	0.0-0	0.0-0	0	0-0	0-0	1	0	
OHIO STATE	DID NOT PLAY										
at Purdue	0	0	0	0.0-0	0.0-0	0	0-0	0-0	0	0	
ILLINOIS	DID NOT PLAY										
at Michigan	DID NOT PLAY										
MARYLAND	DID NOT PLAY										
at Wisconsin	DID NOT PLAY										
WASHINGTON	DID NOT PLAY										
vs. Penn State	DID NOT PLAY										
vs. Ohio State	0	0	0	0.0-0	0.0-0	0	0-0	0-0	1	0	

*started game

CAREER HIGHS

Tackles.....	none
Tackles For Loss.....	none
Sacks.....	none
Interceptions.....	none
Interception Return Yards.....	none
QB Hurries.....	1 (3x) last vs. Oregon State (9/20/25)
Pass Breakups.....	none
Forced Fumbles.....	none
Fumble Recoveries.....	none

44 TEITUM TUIOTI

Jr. » OLB
Laie, Hawaii » Sheldon HS (Ore.)

CAREER STATS

	GP/GS	UA	A	TOT	TFL	SCK	FF	FR	INT	QBH	BRUP
2023	13/0	19	11	30	4.0-31	2.0-24	0	0-0	0-0	1	2
2024	14/14	31	27	58	7.5-35	5.5-31	1	0-0	0-0	5	1
2025	14/14	33	33	66	16.0-85	9.5-68	2	0-0	0-0	8	6
TOTAL	41/28	83	71	154	27.5-151	17.0-123	3	0-0	0-0	14	9

2025

	UA	A	TOT	TFL	SCK	FF	FR	INT	QBH	BRUP	
MONTANA STATE*	2	3	5	1.0-1	0.0-0	0	0-0	0-0	1	0	
OKLAHOMA STATE*	2	2	4	1.5-6	1.0-6	0	0-0	0-0	0	0	
at Northwestern*	1	5	6	0.5-4	0.5-4	0	0-0	0-0	0	0	
OREGON STATE*	2	1	3	1.5-3	0.0-0	0	0-0	0-0	1	0	
at Penn State*	4	1	5	1.0-2	1.0-2	0	0-0	0-0	0	0	
INDIANA*	2	2	4	1.0-4	0.0-0	1	0-0	0-0	0	1	
at Rutgers*	1	2	3	1.5-8	1.0-7	1	0-0	0-0	0	0	
WISCONSIN*	4	1	5	0.5-1	0.0-0	0	0-0	0-0	0	0	
at Iowa*	5	4	9	1.0-8	1.0-8	0	0-0	0-0	1	0	
MINNESOTA*	2	1	3	1.0-9	1.0-9	0	0-0	0-0	0	1	
USC*	1	4	5	1.0-5	0.0-0	0	0-0	0-0	0	0	
at Washington*	1	4	5	2.0-11	1.5-9	0	0-0	0-0	2	2	
JAMES MADISON*	0	3	3	0.5-1	0.5-1	0	0-0	0-0	3	2	
vs. Texas Tech*	6	0	6	2.0-22	2.0-22	0	0-0	0-0	0	0	
vs. Indiana											

2024

	UA	A	TOT	TFL	SCK	FF	FR	INT	QBH	BRUP
IDAHO*	0	1	1	0.0-0	0.0-0	0	0-0	0-0	0	0
BOISE STATE*	0	3	3	0.0-0	0.0-0	0	0-0	0-0	0	1
at Oregon State*	4	3	7	2.0-4	1.0-1	0	0-0	0-0	1	0
at UCLA*	1	0	1	0.0-0	0.0-0	0	0-0	0-0	0	0
MICHIGAN STATE*	4	3	7	0.0-0	0.0-0	0	0-0	0-0	0	0
OHIO STATE*	1	2	3	0.0-0	0.0-0	0	0-0	0-0	0	0
at Purdue*	5	1	6	1.0-2	1.0-2	0	0-0	0-0	0	0
ILLINOIS*	1	3	4	1.0-10	1.0-10	0	0-0	0-0	1	0
at Michigan*	0	2	2	0.0-0	0.0-0	0	0-0	0-0	0	0
MARYLAND*	1	3	4	0.0-0	0.0-0	0	0-0	0-0	1	0
at Wisconsin*	6	1	7	1.0-11	1.0-11	1	0-0	0-0	0	0
WASHINGTON*	2	2	4	1.5-7	1.5-7	0	0-0	0-0	0	0
vs. Penn State*	3	2	5	0.0-0	0.0-0	0	0-0	0-0	2	0
vs. Ohio State*	3	1	4	1.0-1	0.0-0	0	0-0	0-0	0	0

2023

	UA	A	TOT	TFL	SCK	FF	FR	INT	QBH	BRUP	
PORTLAND STATE	DID NOT PLAY										
at Texas Tech	3	1	4	0.0-0	0.0-0	0	0-0	0-0	0	0	
HAWAII	2	0	2	1.0-3	0.0-0	0	0-0	0-0	0	0	
COLORADO	1	2	3	1.0-15	1.0-15	0	0-0	0-0	0	1	
at Stanford	0	0	0	0.0-0	0.0-0	0	0-0	0-0	0	0	
at Washington	1	0	1	0.0-0	0.0-0	0	0-0	0-0	0	0	
WASHINGTON STATE	2	1	3	0.0-0	0.0-0	0	0-0	0-0	0	1	
at Utah	3	1	4	0.0-0	0.0-0	0	0-0	0-0	0	0	
CALIFORNIA	1	0	1	0.0-0	0.0-0	0	0-0	0-0	0	0	
USC	1	0	1	1.0-9	1.0-9	0	0-0	0-0	0	0	
at Arizona State	2	1	3	0.0-0	0.0-0	0	0-0	0-0	0	0	
OREGON STATE	1	4	5	0.0-0	0.0-0	0	0-0	0-0	0	0	
vs. Washington	1	0	1	0.0-0	0.0-0	0	0-0	0-0	1	0	
vs. Liberty	1	1	2	1.0-4	0.0-0	0	0-0	0-0	0	0	

*started game

CAREER HIGHS

Tackles.....	9 (3x) at Iowa (11/8/25)
Tackles For Loss.....	2.0 (3x) last vs. Texas Tech (1/1/26)
Sacks.....	2.0 vs. Texas Tech (1/1/26)
Interceptions.....	none
Interception Return Yards.....	none
QB Hurries.....	3 vs. James Madison (12/20/25)
Pass Breakups.....	2 (2x) vs. James Madison (12/20/25)
Forced Fumbles.....	1 (3x) last at Rutgers (10/18/25)
Fumble Recoveries.....	none



46 JAMES FERGUSON-REYNOLDS

Sr. » P
Geelong, Australia » Prokick Australia/Boise State

CAREER STATS

	GP/GS	PUNTING									
		ATT	YDS	AVG	I20	LNG	TB	FC	50+	BLK	
2022	13/0	63	2,631	41.8	21	61	4	29	7	0	
2023	14/0	55	2,735	49.7	23	71	8	5	29	0	
2024	12/0	43	1,872	43.5	16	68	3	18	3	0	
2025	14/0	33	1,374	41.6	16	58	3	13	5	0	
TOTAL	53/0	194	8,612	44.4	76	71	18	65	44	0	

2025

	ATT	YDS	AVG	I20	LNG	TB	FC	50+	BLK	
										PUNTING
MONTANA STATE	0	0	0.0	0	--	0	0	0	0	0
OKLAHOMA STATE	2	73	36.5	1	37	0	1	0	0	0
at Northwestern	2	77	38.5	2	39	0	1	0	0	0
OREGON STATE	2	87	43.5	1	51	0	0	1	0	0
at Penn State	2	73	36.5	1	43	0	0	0	0	0
INDIANA	4	201	50.2	2	53	0	2	2	0	0
at Rutgers	0	0	0.0	0	--	0	0	0	0	0
WISCONSIN	5	206	41.2	3	48	0	3	0	0	0
at Iowa	4	161	40.2	1	52	1	2	1	0	0
MINNESOTA	2	100	50.0	1	58	1	1	1	0	0
USC	3	114	38.0	1	45	1	1	0	0	0
at Washington	3	130	43.3	1	48	0	1	0	0	0
JAMES MADISON	2	80	40.0	1	40	0	0	0	0	0
vs. Texas Tech	2	72	36.0	1	39	0	1	0	0	0
vs. Indiana										

2024 (at Boise State)

	ATT	YDS	AVG	I20	LNG	TB	FC	50+	BLK	
										PUNTING
at Georgia Southern	1	48	48.0	0	48	0	0	0	0	0
at Oregon	8	371	46.4	2	68	0	4	1	0	0
PORTLAND STATE	3	104	34.7	1	47	1	0	0	0	0
WASHINGTON STATE	1	40	40.0	0	40	0	1	0	0	0
UTAH STATE	DID NOT PLAY									
at Hawaii	DID NOT PLAY									
at UNLV	4	178	44.5	2	49	0	0	0	0	0
SAN DIEGO STATE	2	89	44.5	0	46	0	1	0	0	0
NEVADA	5	205	41.0	2	46	0	0	0	0	0
at San Jose State	1	45	45.0	0	45	0	1	0	0	0
at Wyoming	5	240	48.0	4	62	0	3	1	0	0
OREGON STATE	2	112	56.0	1	64	1	0	1	0	0
UNLV	7	277	39.6	3	45	1	3	0	0	0
vs. Penn State	4	163	40.8	1	43	0	4	0	0	0

2023 (at Boise State)

	ATT	YDS	AVG	I20	LNG	TB	FC	50+	BLK	
										PUNTING
at Washington	7	365	52.1	1	62	1	1	5	0	0
UCF	5	250	50.0	4	54	1	0	4	0	0
NORTH DAKOTA	3	154	51.3	1	54	1	0	2	0	0
at San Diego State	5	254	50.8	3	67	0	0	3	0	0
at Memphis	5	224	44.8	3	58	1	1	2	0	0
SAN JOSE STATE	3	161	53.7	0	71	1	1	1	0	0
at Colorado State	3	125	41.7	1	44	1	0	0	0	0
WYOMING	3	156	52.0	3	68	0	0	1	0	0
at Fresno State	4	204	51.0	0	57	0	0	2	0	0
NEW MEXICO	2	94	55.0	2	55	0	1	1	0	0
at Utah State	6	306	51.0	2	55	1	0	4	0	0
AIR FORCE	3	161	53.7	2	70	1	0	1	0	0
at UNLV	2	74	37.0	0	38	0	1	0	0	0
vs. UCLA	4	207	51.8	1	56	0	0	3	0	0

2022

	ATT	YDS	AVG	I20	LNG	TB	FC	50+	BLK	
										PUNTING
at Oregon State	5	187	37.4	0	45	0	4	0	0	0
at New Mexico	9	411	45.7	3	56	0	5	1	0	0
TENNESSEE-MARTIN	4	181	45.3	3	52	0	1	1	0	0
at UTEP	6	266	44.3	0	57	1	1	1	0	0
SAN DIEGO STATE	7	293	41.9	1	59	1	4	1	0	0
FRESNO STATE	DID NOT PLAY									
at Air Force	3	122	40.7	1	44	0	1	0	0	0
COLORADO STATE	3	145	48.3	2	57	0	1	1	0	0
BYU	4	174	43.5	2	59	0	2	1	0	0
at Nevada	1	61	61.0	0	61	1	0	1	0	0
at Wyoming	4	174	43.5	2	48	1	2	0	0	0
UTAH STATE	7	244	34.9	3	45	0	4	0	0	0
FRESNO STATE	6	248	41.3	2	49	0	3	0	0	0
vs. North Texas	4	125	31.3	2	45	0	1	0	0	0

CAREER HIGHS

Punt Attempts.....	9 at New Mexico (9/9/22)
Punt Yardage.....	411 at New Mexico (9/9/22)
Punt Average (2+ Punts).....	56.0 vs. Oregon State (11/29/24)
Punts Inside 20.....	4 (2x) last at Wyoming (11/23/24)
Long Punt.....	71 vs. San Jose State (10/7/23)



47 ELIJAH RUSHING

R-Fr. » OLB
Tucson, Ariz. » Salpointe Catholic HS

50 TIONNE GRAY

R-Fr. » DL
St. Louis, Mo. » Hazelwood Central HS

CAREER STATS

	GP/GS	UA	A	TOT	TFL	SCK	FF	FR	INT	QBH	BRUP
2024	4/0	0	0	0	0.0-0	0.0-0	0	0-0	0-0	1	0
2025	8/0	1	2	3	0.0-0	0.0-0	0	0-0	0-0	0	0
TOTAL	12/0	1	2	3	0.0-0	0.0-0	0	0-0	0-0	1	0

2025

	UA	A	TOT	TFL	SCK	FF	FR	INT	QBH	BRUP
MONTANA STATE	0	0	0	0.0-0	0.0-0	0	0-0	0-0	0	0
OKLAHOMA STATE	1	0	1	0.0-0	0.0-0	0	0-0	0-0	0	0
at Northwestern	0	0	0	0.0-0	0.0-0	0	0-0	0-0	0	0
OREGON STATE	0	0	0	0.0-0	0.0-0	0	0-0	0-0	0	0
at Penn State				DID NOT PLAY						
INDIANA				DID NOT PLAY						
at Rutgers	0	2	2	0.0-0	0.0-0	0	0-0	0-0	0	0
WISCONSIN				DID NOT PLAY						
at Iowa				DID NOT PLAY						
MINNESOTA	0	0	0	0.0-0	0.0-0	0	0-0	0-0	0	0
USC				DID NOT PLAY						
at Washington				DID NOT PLAY						
JAMES MADISON	0	0	0	0.0-0	0.0-0	0	0-0	0-0	0	0
vs. Texas Tech	0	0	0	0.0-0	0.0-0	0	0-0	0-0	0	0
vs. Indiana										

2024

	UA	A	TOT	TFL	SCK	FF	FR	INT	QBH	BRUP
IDAHO				DID NOT PLAY						
BOISE STATE				DID NOT PLAY						
at Oregon State				DID NOT PLAY						
at UCLA				DID NOT PLAY						
MICHIGAN STATE	0	0	0	0.0-0	0.0-0	0	0-0	0-0	0	0
OHIO STATE				DID NOT PLAY						
at Purdue	0	0	0	0.0-0	0.0-0	0	0-0	0-0	1	0
ILLINOIS	0	0	0	0.0-0	0.0-0	0	0-0	0-0	0	0
at Michigan				DID NOT PLAY						
MARYLAND				DID NOT PLAY						
at Wisconsin				DID NOT PLAY						
WASHINGTON	0	0	0	0.0-0	0.0-0	0	0-0	0-0	0	0
vs. Penn State				DID NOT PLAY						
vs. Ohio State				DID NOT PLAY						

*started game

CAREER HIGHS

Tackles.....	2 at Rutgers (10/18/25)
Tackles For Loss.....	none
Sacks.....	none
Interceptions.....	none
Interception Return Yards.....	none
OB Hurries.....	1 at Purdue (10/18/24)
Pass Breakups.....	none
Forced Fumbles.....	none
Fumble Recoveries.....	none

CAREER STATS

	GP/GS	UA	A	TOT	TFL	SCK	FF	FR	INT	QBH	BRUP
2024	4/0	1	0	1	0.0-0	0.0-0	0	0-0	0-0	0	0
2025	12/3	5	13	18	0.5-0	0.0-0	0	0-0	0-0	1	0
TOTAL	16/3	6	13	19	0.5-0	0.0-0	0	0-0	0-0	1	0

2025

	UA	A	TOT	TFL	SCK	FF	FR	INT	QBH	BRUP
MONTANA STATE*	1	0	1	0.0-0	0.0-0	0	0-0	0-0	0	0
OKLAHOMA STATE*	0	1	1	0.0-0	0.0-0	0	0-0	0-0	0	0
at Northwestern*	0	2	2	0.0-0	0.0-0	0	0-0	0-0	0	0
OREGON STATE	0	3	3	0.5-0	0.0-0	0	0-0	0-0	0	0
at Penn State	0	1	1	0.0-0	0.0-0	0	0-0	0-0	0	0
INDIANA	0	1	1	0.0-0	0.0-0	0	0-0	0-0	0	0
at Rutgers	2	3	5	0.0-0	0.0-0	0	0-0	0-0	0	0
WISCONSIN	0	0	0	0.0-0	0.0-0	0	0-0	0-0	0	0
at Iowa	1	0	1	0.0-0	0.0-0	0	0-0	0-0	0	0
MINNESOTA				DID NOT PLAY						
USC				DID NOT PLAY						
at Washington	0	1	1	0.0-0	0.0-0	0	0-0	0-0	0	0
JAMES MADISON	1	1	2	0.0-0	0.0-0	0	0-0	0-0	1	0
vs. Texas Tech	0	0	0	0.0-0	0.0-0	0	0-0	0-0	0	0
vs. Indiana										

2024

	UA	A	TOT	TFL	SCK	FF	FR	INT	QBH	BRUP
IDAHO				DID NOT PLAY						
BOISE STATE				DID NOT PLAY						
at Oregon State	0	0	0	0.0-0	0.0-0	0	0-0	0-0	0	0
at UCLA				DID NOT PLAY						
MICHIGAN STATE	0	0	0	0.0-0	0.0-0	0	0-0	0-0	0	0
OHIO STATE				DID NOT PLAY						
at Purdue	1	0	1	0.0-0	0.0-0	0	0-0	0-0	0	0
ILLINOIS	0	0	0	0.0-0	0.0-0	0	0-0	0-0	0	0
at Michigan				DID NOT PLAY						
MARYLAND				DID NOT PLAY						
at Wisconsin				DID NOT PLAY						
WASHINGTON				DID NOT PLAY						
vs. Penn State				DID NOT PLAY						
vs. Ohio State				DID NOT PLAY						

*started game

CAREER HIGHS

Tackles.....	5 at Rutgers (10/18/25)
Tackles For Loss.....	0.5 (2x) last vs. James Madison (12/20/25)
Sacks.....	none
Interceptions.....	none
Interception Return Yards.....	none
OB Hurries.....	1 vs. James Madison (12/20/25)
Pass Breakups.....	none
Forced Fumbles.....	none
Fumble Recoveries.....	none



A'MAURI WASHINGTON

Jr. » DL
Detroit, Mich. » Chandler HS (Ariz.)



JERRY MIXON

Jr. » ILB
San Francisco, Calif. » Sacred Heart Cathedral Prep

CAREER STATS

Table with 12 columns: GP/GS, UA, A, TOT, TFL, SCK, FF, FR, INT, QBH, BRUP. Rows for 2023, 2024, 2025, and TOTAL.

2025

Table with 12 columns: UA, A, TOT, TFL, SCK, FF, FR, INT, QBH, BRUP. Rows for various games in 2025.

2024

Table with 12 columns: UA, A, TOT, TFL, SCK, FF, FR, INT, QBH, BRUP. Rows for various games in 2024.

2023

Table with 12 columns: UA, A, TOT, TFL, SCK, FF, FR, INT, QBH, BRUP. Rows for various games in 2023.

*started game

CAREER HIGHS

Table listing career highs for Tackles, Tackles For Loss, Sacks, Interceptions, QB Hurries, Pass Breakups, Forced Fumbles, and Fumble Recoveries.

CAREER STATS

Table with 12 columns: GP/GS, UA, A, TOT, TFL, SCK, FF, FR, INT, QBH, BRUP. Rows for 2023, 2024, 2025, and TOTAL.

2025

Table with 12 columns: UA, A, TOT, TFL, SCK, FF, FR, INT, QBH, BRUP. Rows for various games in 2025.

2024

Table with 12 columns: UA, A, TOT, TFL, SCK, FF, FR, INT, QBH, BRUP. Rows for various games in 2024.

2023

Table with 12 columns: UA, A, TOT, TFL, SCK, FF, FR, INT, QBH, BRUP. Rows for various games in 2023.

*started game

CAREER HIGHS

Table listing career highs for Tackles, Tackles For Loss, Sacks, Interceptions, QB Hurries, Pass Breakups, Forced Fumbles, and Fumble Recoveries.



ROGER SALEPAGA

So. » TE
Orem, Utah » Orem HS

CAREER STATS

	GP/GS	RECEIVING					RUSHING				
		REC	YDS	AVG	TD	LNG	ATT	YDS	AVG	TD	LNG
2024	11/0	0	0	0.0	0	0	0	0	0.0	0	0
2025	14/0	2	25	12.5	0	18	1	0	0.0	0	0
TOTAL	25/0	2	25	12.5	0	18	1	0	0.0	0	0

2025

	RECEIVING					RUSHING				
	REC	YDS	AVG	TD	LNG	ATT	YDS	AVG	TD	LNG
MONTANA STATE	0	0	0.0	0	0	0	0	0.0	0	0
OKLAHOMA STATE	0	0	0.0	0	0	0	0	0.0	0	0
at Northwestern	0	0	0.0	0	0	0	0	0.0	0	0
OREGON STATE	0	0	0.0	0	0	0	0	0.0	0	0
at Penn State	0	0	0.0	0	0	0	0	0.0	0	0
INDIANA	0	0	0.0	0	0	0	0	0.0	0	0
at Rutgers	0	0	0.0	0	0	0	0	0.0	0	0
WISCONSIN	0	0	0.0	0	0	0	0	0.0	0	0
at Iowa	0	0	0.0	0	0	0	0	0.0	0	0
MINNESOTA	2	25	12.5	0	18	0	0	0.0	0	0
USC	0	0	0.0	0	0	1	0	0.0	0	0
at Washington	0	0	0.0	0	0	0	0	0.0	0	0
JAMES MADISON	0	0	0.0	0	0	0	0	0.0	0	0
vs. Texas Tech	0	0	0.0	0	0	0	0	0.0	0	0
vs. Indiana										

2024

	RECEIVING					RUSHING				
	REC	YDS	AVG	TD	LNG	ATT	YDS	AVG	TD	LNG
IDAHO	0	0	0.0	0	0	0	0	0.0	0	0
BOISE STATE	0	0	0.0	0	0	0	0	0.0	0	0
at Oregon State	0	0	0.0	0	0	0	0	0.0	0	0
at UCLA	0	0	0.0	0	0	0	0	0.0	0	0
MICHIGAN STATE	0	0	0.0	0	0	0	0	0.0	0	0
OHIO STATE	0	0	0.0	0	0	0	0	0.0	0	0
at Purdue	0	0	0.0	0	0	0	0	0.0	0	0
ILLINOIS	0	0	0.0	0	0	0	0	0.0	0	0
at Michigan	0	0	0.0	0	0	0	0	0.0	0	0
MARYLAND	0	0	0.0	0	0	0	0	0.0	0	0
at Wisconsin	0	0	0.0	0	0	0	0	0.0	0	0
WASHINGTON						DID NOT PLAY				
vs. Penn State						DID NOT PLAY				
vs. Ohio State						DID NOT PLAY				

*started game

CAREER HIGHS

Receptions.....2 vs. Minnesota (11/14/25)
 Receiving Yards.....25 vs. Minnesota (11/14/25)
 Receiving Touchdowns.....none
 Long Reception.....18 vs. Minnesota (11/14/25)
 100-Yard Receiving Games.....none



GAGE HURYCH

R-Fr. » K
West Linn, Ore. » West Linn HS

CAREER STATS

	GP/GS	KICKING					KICKOFFS			
		FGM	FGA	PCT	LNG	XP-XPA	ATT	YDS	AVG	TB
2024	1/0	0	0	--	--	1-1	--	--	--	--
2025	9/0	0	1	.000	--	13-13	30	1,929	64.3	20
TOTAL	10/0	0	1	.000	--	14-14	30	1,929	64.3	20

2025

	KICKING					KICKOFFS			
	FGM	FGA	PCT	LNG	XP-XPA	ATT	YDS	AVG	TB
MONTANA STATE	0	0	--	--	3-3	5	325	65.0	4
OKLAHOMA STATE	0	0	--	--	4-4	5	324	64.8	3
at Northwestern	0	0	--	--	0-0	5	325	65.0	5
OREGON STATE	0	0	--	--	1-1	4	257	64.2	2
at Penn State						DID NOT PLAY			
INDIANA						DID NOT PLAY			
at Rutgers	0	1	.000	--	4-4	3	188	62.7	1
WISCONSIN						DID NOT PLAY			
at Iowa						DID NOT PLAY			
MINNESOTA	0	0	--	--	1-1	3	195	65.0	3
USC	0	0	--	--	0-0	1	65	65.0	1
at Washington	0	0	--	--	0-0	4	250	62.5	1
JAMES MADISON	0	0	--	--	3-3	--	--	--	--
vs. Texas Tech						DID NOT PLAY			
vs. Indiana									

2024

	KICKING					KICKOFFS			
	FGM	FGA	PCT	LNG	XP-XPA	ATT	YDS	AVG	TB
IDAHO						DID NOT PLAY			
BOISE STATE						DID NOT PLAY			
at Oregon State						DID NOT PLAY			
at UCLA						DID NOT PLAY			
MICHIGAN STATE						DID NOT PLAY			
OHIO STATE						DID NOT PLAY			
at Purdue						DID NOT PLAY			
ILLINOIS						DID NOT PLAY			
at Michigan						DID NOT PLAY			
MARYLAND						DID NOT PLAY			
at Wisconsin						DID NOT PLAY			
WASHINGTON	0	0	--	--	1-1	--	--	--	--
vs. Penn State						DID NOT PLAY			
vs. Ohio State						DID NOT PLAY			

CAREER HIGHS

Field Goals Made.....none
 Field Goals Attempted.....none
 Long Field Goal.....none
 PATs Made.....4 vs. Oklahoma State (9/6/25)
 Kickoffs.....5 (3x) last at Northwestern (9/13/25)
 Touchbacks.....5 at Northwestern (9/13/25)



TERRANCE GREEN

R-So. » DL
Cypress, Texas » Cypress Woods HS

CAREER STATS

	GP/GS	UA	A	TOT	TFL	SCK	FF	FR	INT	QBH	BRUP
2023	3/0	1	2	3	0.0-0	0.0-0	0	0-0	0-0	0	0
2024	7/0	3	1	4	2.0-6	1.0-2	0	0-0	0-0	0	1
2025	14/0	8	7	15	1.0-1	0.0-0	0	0-0	0-0	0	0
TOTAL	24/0	12	10	22	3.0-7	1.0-2	0	0-0	0-0	0	1

2025

	UA	A	TOT	TFL	SCK	FF	FR	INT	QBH	BRUP
MONTANA STATE	1	1	2	0.5-0	0.0-0	0	0-0	0-0	0	0
OKLAHOMA STATE	2	1	3	0.0-0	0.0-0	0	0-0	0-0	0	0
at Northwestern	0	1	1	0.0-0	0.0-0	0	0-0	0-0	0	0
OREGON STATE	2	0	2	0.0-0	0.0-0	0	0-0	0-0	0	0
at Penn State	1	0	1	0.0-0	0.0-0	0	0-0	0-0	0	0
INDIANA	0	0	0	0.0-0	0.0-0	0	0-0	0-0	0	0
at Rutgers	0	1	1	0.5-1	0.0-0	0	0-0	0-0	0	0
WISCONSIN	0	0	0	0.0-0	0.0-0	0	0-0	0-0	0	0
at Iowa	2	0	2	0.0-0	0.0-0	0	0-0	0-0	0	0
MINNESOTA	0	0	0	0.0-0	0.0-0	0	0-0	0-0	0	0
USC	0	1	1	0.0-0	0.0-0	0	0-0	0-0	0	0
at Washington	0	0	0	0.0-0	0.0-0	0	0-0	0-0	0	0
JAMES MADISON	0	1	1	0.0-0	0.0-0	0	0-0	0-0	0	0
vs. Texas Tech	0	1	1	0.0-0	0.0-0	0	0-0	0-0	0	0
vs. Indiana										

2024

	UA	A	TOT	TFL	SCK	FF	FR	INT	QBH	BRUP
IDAHO										
BOISE STATE										
at Oregon State	1	0	1	1.0-2	1.0-2	0	0-0	0-0	0	0
at UCLA										
MICHIGAN STATE	0	0	0	0.0-0	0.0-0	0	0-0	0-0	0	0
OHIO STATE										
at Purdue	1	0	1	1.0-4	0.0-0	0	0-0	0-0	0	0
ILLINOIS	0	0	0	0.0-0	0.0-0	0	0-0	0-0	1	0
at Michigan	0	0	0	0.0-0	0.0-0	0	0-0	0-0	0	0
MARYLAND	0	1	1	0.0-0	0.0-0	0	0-0	0-0	1	1
at Wisconsin										
WASHINGTON	1	0	1	0.0-0	0.0-0	0	0-0	0-0	1	0
vs. Penn State										
vs. Ohio State										

2023

	UA	A	TOT	TFL	SCK	FF	FR	INT	QBH	BRUP
PORTLAND STATE	1	1	2	0.0-0	0.0-0	0	0-0	0-0	0	0
at Texas Tech										
HAWAII	0	0	0	0.0-0	0.0-0	0	0-0	0-0	0	0
COLORADO										
at Stanford										
at Washington										
WASHINGTON STATE										
at Utah										
CALIFORNIA	0	1	1	0.0-0	0.0-0	0	0-0	0-0	0	0
USC										
at Arizona State										
OREGON STATE										
vs. Washington										
vs. Liberty										

*started game

CAREER HIGHS

Tackles	3 vs. Oklahoma State (9/6/25)
Tackles For Loss	1.0 (2x) last at Purdue (10/18/24)
Sacks	1.0 at Oregon State (9/14/24)
Interceptions	none
Interception Return Yards	none
QB Hurries	none
Pass Breakups	1 vs. Washington (11/30/24)
Forced Fumbles	none
Fumble Recoveries	none

SCORING DRIVES
Touchdown Drive Breakdown (Time)
Total TD Drives: 61

0-1 Minute: 9
 1-2 Minutes: 16
 2-3 Minutes: 13
 3-5 Minutes: 13
 5+ Minutes: 10

Touchdown Drive Breakdown (Plays)
Total TD Drives: 61

1-2 Plays: 5
 3-5 Plays: 18
 6-9 Plays: 22
 10+ Plays: 16

Touchdown Drive Breakdown (Yards)
Total TD Drives: 61

1-20 Yards: 1
 21-50 Yards: 6
 51-80 Yards: 48
 81-99 Yards: 6

- Excluding overtime touchdown drives

EXPLOSIVE PLAYS BREAKDOWN
BY YARDS

Yards	No.	TD
100	0	0
90-99	0	0
80-89	1	1
70-79	0	0
60-69	5	4
50-59	6	1
40-49	11	7
30-39	19	7
20-29	60	13
TOTAL	102	33

BY TYPE

Type	No.	TD
Rushing	35	14
Passing	60	15
Punt Returns	2	1
Kick Returns	0	0
Interception Returns	5	3
Fumble Returns	0	0
TOTAL	102	33

EXPLOSIVE PLAYS BREAKDOWN
OFFENSE

Yards	Type	Player(s)	Opponent
68*	Rush	Noah Whittington	at Rutgers
67	Rush	Jordon Davison	at Rutgers
66*	Rush	Dierre Hill Jr.	at Northwestern
65*	Pass	Dakorien Moore (Dante Moore)	Oklahoma State
64*	Pass	Malik Benson (Dante Moore)	at Washington
56*	Rush	Dierre Hill Jr.	James Madison
56	Pass	Jamari Johnson (Dante Moore)	at Rutgers
59*	Rush	Noah Whittington	Oklahoma State
53	Rush	Jayden Limar	Oklahoma State
51	Pass	Jeremiah McClellan (Moga)	Oklahoma State
50	Pass	Jay Harris (Dante Moore)	Montana State
49	Rush	Dante Moore	at Iowa
49*	Pass	Gary Bryant Jr. (Dante Moore)	Oregon State
46*	Pass	Malik Benson (Dante Moore)	James Madison
45*	Pass	Malik Benson (Dante Moore)	James Madison
44*	Pass	Malik Benson (Dante Moore)	Indiana
42*	Pass	Malik Benson (Dante Moore)	Oklahoma State
41*	Pass	Jamari Johnson (Dante Moore)	James Madison
41	Pass	Jeremiah McClellan (Dante Moore)	at Washington
40	Pass	Dierre Hill Jr. (Dante Moore)	James Madison
40*	Rush	Noah Whittington	Minnesota
40	Pass	Kyler Kasper (Novosad)	Montana State
39*	Rush	Jordon Davison	Minnesota
38	Pass	Malik Benson (Dante Moore)	Minnesota
36	Rush	Noah Whittington	Wisconsin
35	Pass	Jeremiah McClellan (Dante Moore)	at Washington
35	Rush	Noah Whittington	Wisconsin
35*	Rush	Dierre Hill Jr.	at Rutgers
35	Rush	Dante Moore	at Rutgers
35	Pass	Jeremiah McClellan (Thomas)	at Rutgers
35	Rush	Noah Whittington	Montana State
34*	Pass	Dakorien Moore (Dante Moore)	at Rutgers
31	Pass	Jamari Johnson (Dante Moore)	at Washington
31	Pass	Malik Benson (Dante Moore)	Oregon State
30	Rush	Jordon Davison	James Madison
30	Pass	Malik Benson (Dante Moore)	USC
30*	Pass	Kenyon Sadiq (Dante Moore)	at Rutgers
29	Pass	Dakorien Moore (Dante Moore)	at Rutgers
29	Pass	Dakorien Moore (Dante Moore)	at Penn State
28*	Pass	Kenyon Sadiq (Dante Moore)	USC
28*	Rush	Noah Whittington	at Rutgers
28	Rush	Dante Moore	Oregon State
28	Pass	Gary Bryant Jr. (Dante Moore)	Oklahoma State
28	Rush	Dierre Hill Jr.	Montana State
27	Pass	Jayden Limar (Dante Moore)	vs. Texas Tech
27	Rush	Noah Whittington	at Iowa
27	Rush	Dierre Hill Jr.	Wisconsin
27	Pass	Malik Benson (Dante Moore)	at Northwestern
26	Pass	Jamari Johnson (Dante Moore)	vs. Texas Tech
26	Rush	Jordon Davison	Indiana
26	Pass	Kenyon Sadiq (Dante Moore)	Oklahoma State
25*	Pass	Gary Bryant Jr. (Dante Moore)	at Penn State
25	Pass	Jeremiah McClellan (Dante Moore)	Oklahoma State
25*	Rush	Dakorien Moore	Oklahoma State
25	Rush	Luke Moga	Montana State



EXPLOSIVE PLAYS BY GAME

Table with columns: OPPONENT, PASS, RUSH, TOTAL. Rows include Montana State, Oklahoma State*, at Northwestern*, Oregon State, at Penn State, Indiana*, at Rutgers, Wisconsin, at Iowa, Minnesota, USC*, at Washington, James Madison, vs. Texas Tech, vs. Indiana.

* Total includes defense or special teams return explosive plays

EXPLOSIVE PLAYS BY PLAYER

Table with columns: PLAYER, OFFENSE, PASS, RUSH, TOTAL. Rows include Malik Benson*, Kenyon Sadiq, Jeremiah McClellan, Dakorien Moore, Dierre Hill Jr., Jamari Johnson, Noah Whittington, Jordan Davison, Gary Bryant Jr., Jayden Limar, Dante Moore, Luke Moga, James Ferguson-Reynolds, Jay Harris.

* Total includes 85-yard & 28-yard punt returns

Table with columns: PLAYER, DEFENSE, INT, FR, TOTAL. Rows include Jerry Mixon, Bryce Boettcher, Brandon Finney Jr., Peyton Woodyard.

EXPLOSIVE PLAYS BREAKDOWN

Table with columns: Yards, Type, Player(s), Opponent. Rows list individual explosive plays such as Malik Benson (Dante Moore) vs. Texas Tech, Jamari Johnson vs. Texas Tech, etc.

DEFENSE

Table with columns: Yards, Type, Player(s), Opponent. Rows list defensive plays like Jerry Mixon interception vs. Northwestern, Brandon Finney Jr. interception vs. Indiana, etc.

SPECIAL TEAMS

Table with columns: Yards, Type, Player(s), Opponent. Rows list special teams plays like Malik Benson Punt Return vs. USC, Malik Benson Punt Return vs. Texas Tech, James Ferguson-Reynolds Rush vs. Oregon State.

- 20+ Yard Plays (Rush, Pass, Interception, Punt Return); 40+ Yard Plays (Kick Returns)

* Touchdown scored on play



3RD DOWN CONVERSIONS - OFFENSE

Date	Opponent	Score	Overall		1st Qtr		2nd Qtr		3rd Qtr		4th Qtr		OT	
Aug. 30	MONTANA STATE	W, 59-13	7-10	70.0%	1-2	50.0%	4-5	80.0%	2-2	100.0%	0-1	0.0%	--	--
Sept. 6	OKLAHOMA STATE	W, 69-3	7-12	58.3%	0-1	0.0%	3-4	75.0%	3-4	75.0%	1-3	33.3%	--	--
Sept. 13	at Northwestern	W, 34-14	7-11	63.6%	3-5	60.0%	3-3	100.0%	--	--	1-3	33.3%	--	--
Sept. 20	OREGON STATE	W, 41-7	4-10	40.0%	0-2	0.0%	2-2	100.0%	1-3	33.3%	1-3	33.3%	--	--
Sept. 27	at Penn State	W, 30-24	6-18	33.3%	2-5	40.0%	0-5	0.0%	3-4	75.0%	1-3	33.3%	0-1	0.0%
Oct. 11	INDIANA	L, 30-20	3-14	21.4%	2-6	33.3%	0-2	0.0%	1-5	20.0%	0-1	0.0%	--	--
Oct. 18	at Rutgers	W, 56-10	8-11	72.7%	4-5	80.0%	2-2	100.0%	1-2	50.0%	1-2	50.0%	--	--
Oct. 25	WISCONSIN	W, 21-7	8-15	53.3%	1-5	20.0%	4-4	100.0%	2-3	66.7%	1-3	33.3%	--	--
Nov. 8	at Iowa	W, 18-16	3-10	30.0%	0-2	0.0%	1-2	50.0%	1-3	33.3%	1-3	33.3%	--	--
Nov. 14	MINNESOTA	W, 42-13	6-9	66.7%	3-4	75.0%	--	--	2-2	100.0%	1-3	33.3%	--	--
Nov. 22	USC	W, 42-27	7-12	58.3%	2-2	100.0%	1-3	33.3%	1-3	33.3%	3-4	75.0%	--	--
Nov. 29	at Washington	W, 26-14	6-16	37.5%	3-7	42.9%	0-2	0.0%	1-4	25.0%	2-3	66.7%	--	--
Dec. 20	JAMES MADISON	W, 51-34	3-7	42.9%	--	--	1-1	100.0%	0-3	0.0%	2-3	66.7%	--	--
Jan. 1	vs. Texas Tech	W, 23-0	4-19	21.1%	2-6	33.3%	0-5	0.0%	1-3	33.3%	1-5	20.0%	--	--
TOTALS:			79-174	45.4%	23-52	44.2%	21-40	52.5%	19-41	46.3%	16-40	40.0%	0-1	0.0%

3RD DOWN CONVERSIONS - DEFENSE

Date	Opponent	Score	Overall		1st Qtr		2nd Qtr		3rd Qtr		4th Qtr		OT	
Aug. 30	MONTANA STATE	W, 59-13	3-12	25.0%	0-3	0.0%	0-3	0.0%	2-4	50.0%	1 of 2	50.0%	--	--
Sept. 6	OKLAHOMA STATE	W, 69-3	4-16	25.0%	1-5	20.0%	1-4	25.0%	0-3	0.0%	2-4	50.0%	--	--
Sept. 13	at Northwestern	W, 34-14	3-11	27.3%	1-4	25.0%	0-1	0.0%	2-4	50.0%	0-2	0.0%	--	--
Sept. 20	OREGON STATE	W, 41-7	4-12	33.3%	3-4	75.0%	1-3	33.3%	0-3	0.0%	0-2	0.0%	--	--
Sept. 27	at Penn State	W, 30-24	6-15	40.0%	1-4	25.0%	2-4	50.0%	1-3	33.3%	2-4	50.0%	--	--
Oct. 11	INDIANA	L, 30-20	5-14	35.7%	1-3	33.3%	0-2	0.0%	1-3	33.3%	3-6	50.0%	--	--
Oct. 18	at Rutgers	W, 56-10	5-18	27.8%	1-4	25.0%	2-6	33.3%	1-5	20.0%	1-3	33.3%	--	--
Oct. 25	WISCONSIN	W, 21-7	3-11	27.3%	1-6	16.7%	1-1	100.0%	0-2	0.0%	1-2	50.0%	--	--
Nov. 8	at Iowa	W, 18-16	5-13	38.5%	1-4	25.0%	0-2	0.0%	3-4	75.0%	1-3	33.3%	--	--
Nov. 14	MINNESOTA	W, 42-13	7-16	43.8%	0-2	0.0%	4-7	57.1%	3-5	60.0%	0-2	0.0%	--	--
Nov. 22	USC	W, 42-27	7-15	46.7%	3-4	75.0%	3-5	60.0%	1-4	25.0%	0-2	0.0%	--	--
Nov. 29	at Washington	W, 26-14	5-13	38.5%	0-3	0.0%	2-3	66.7%	0-2	0.0%	3-5	60.0%	--	--
Dec. 20	JAMES MADISON	W, 51-34	9-22	40.9%	2-6	33.3%	3-7	42.9%	1-5	20.0%	3-4	75.0%	--	--
Jan. 1	vs. Texas Tech	W, 23-0	6-16	37.5%	0-2	0.0%	2-4	50.0%	4-8	50.0%	0-2	0.0%	--	--
TOTALS:			72-204	35.3%	15-54	27.8%	21-52	40.0%	18-53	34.0%	17-43	39.5%	--	--

4TH DOWN CONVERSIONS - OFFENSE

Date	Opponent	Score	Overall		1st Qtr		2nd Qtr		3rd Qtr		4th Qtr		OT	
Aug. 30	MONTANA STATE	W, 59-39	2-2	100.0%	--	--	1-1	100.0%	--	--	1-1	100.0%	--	--
Sept. 6	OKLAHOMA STATE	W, 69-3	1-2	50.0%	0-1	0.0%	1-1	100.0%	--	--	--	--	--	--
Sept. 13	at Northwestern	W, 34-14	--	--	--	--	--	--	--	--	--	--	--	--
Sept. 20	OREGON STATE	W, 41-7	1-2	50.0%	0-1	0.0%	--	--	1-1	100.0%	--	--	--	--
Sept. 27	at Penn State	W, 30-24	5-7	71.4%	1-2	50.0%	2-2	100.0%	1-1	100.0%	0-1	0.0%	1-1	100.0%
Oct. 11	INDIANA	L, 30-20	3-4	75.0%	1-2	50.0%	--	--	1-1	100.0%	1-1	100.0%	--	--
Oct. 18	at Rutgers	W, 56-10	--	--	--	--	--	--	--	--	--	--	--	--
Oct. 25	WISCONSIN	W, 21-7	0-1	0.0%	0-1	0.0%	--	--	--	--	--	--	--	--
Nov. 8	at Iowa	W, 18-16	--	--	--	--	--	--	--	--	--	--	--	--
Nov. 14	MINNESOTA	W, 42-13	--	--	--	--	--	--	--	--	--	--	--	--
Nov. 22	USC	W, 42-27	0-1	0.0%	--	--	--	--	0-1	0.0%	--	--	--	--
Nov. 29	at Washington	W, 26-14	2-3	66.7%	1-1	100.0%	1-1	100.0%	--	--	0-1	0.0%	--	--
Dec. 20	JAMES MADISON	W, 51-34	--	--	--	--	--	--	--	--	--	--	--	--
Jan. 1	vs. Texas Tech	W, 23-0	4-8	50.0%	1-2	50.0%	2-3	66.7%	0-2	0.0%	1-1	100.0%	--	--
TOTALS:			19-30	63.3%	4-10	40.0%	7-8	87.5%	3-7	43.0%	3-5	60.0%	1-1	100.0%

4TH DOWN CONVERSIONS - DEFENSE

Date	Opponent	Score	Overall		1st Qtr		2nd Qtr		3rd Qtr		4th Qtr		OT	
Aug. 30	MONTANA STATE	W, 59-13	1-2	50.0%	0-1	0.0%	1-1	100.0%	--	--	--	--	--	--
Sept. 6	OKLAHOMA STATE	W, 69-3	1-1	100.0%	1-1	100.0%	--	--	--	--	--	--	--	--
Sept. 13	at Northwestern	W, 34-14	2-4	50.0%	1-1	100.0%	--	--	0-1	0.0%	1-2	50.0%	--	--
Sept. 20	OREGON STATE	W, 41-7	--	--	--	--	--	--	--	--	--	--	--	--
Sept. 27	at Penn State	W, 30-24	3-3	100.0%	1-1	100.0%	--	--	--	--	2-2	100.0%	--	--
Oct. 11	INDIANA	L, 30-20	0-1	0.0%	--	--	--	--	--	--	0-1	0.0%	--	--
Oct. 18	at Rutgers	W, 56-10	3-4	75.0%	1-1	100.0%	1-2	50.0%	--	--	1-1	100.0%	--	--
Oct. 25	WISCONSIN	W, 21-7	2-3	66.7%	1-2	50.0%	--	--	--	--	1-1	100.0%	--	--
Nov. 8	at Iowa	W, 18-16	3-4	75.0%	0-1	0.0%	1-1	100.0%	--	--	2-2	100.0%	--	--
Nov. 14	MINNESOTA	W, 42-13	1-1	100.0%	--	--	--	--	1-1	100.0%	--	--	--	--
Nov. 22	USC	W, 42-27	2-4	50.0%	--	--	--	--	1-2	50.0%	1-2	50.0%	--	--
Nov. 29	at Washington	W, 26-14	1-2	50.0%	--	--	--	--	--	--	1-2	50.0%	--	--
Dec. 20	JAMES MADISON	W, 51-34	4-4	100.0%	2-2	100.0%	--	--	1-1	100.0%	1-1	100.0%	--	--
Jan. 1	vs. Texas Tech	W, 23-0	0-3	0.0%	--	--	--	--	0-1	0.0%	0-2	0.0%	--	--
TOTALS:			22-35	62.9%	7-9	77.8%	2-4	50.0%	3-6	50.0%	11-16	68.8%	--	--



DRIVE SUPERLATIVES

LONGEST DRIVES

Oregon
By No. of Plays 16, vs. Wisconsin (99 yards, 8:24); resulted in a touchdown.
By No. of Yards 99, vs. Wisconsin (16 plays, 8:24); resulted in a touchdown.
By Time of Possession 8:24, vs. Wisconsin (16 plays, 99 yards); resulted in a touchdown.

Opponents

By No. of Plays 16, by Oklahoma State (69 yards, 7:56); resulted in a field goal.
By No. of Yards 99, by James Madison (9 plays, 3:17); resulted in a touchdown.
By Time of Possession 8:03, by James Madison (15 plays, 63 yards); resulted in a field goal.

DRIVE BREAKDOWNS

Table with 8 columns: Oregon Total Drives, Scoring Drives, TDs, FGs, Punt, 3 & Out, Downs, TO. Values: 157, 82, 67, 19, 33, -, 10, 12.

Opponent

Table with 8 columns: Opponent Total Drives, Scoring Drives, TDs, FGs, Punt, 3 & Out, Downs, TO. Values: 157, 38, 25, 13, 76, -, 9, 20.

OREGON DRIVE CHARTS

MONTANA STATE

Table with 6 columns: Qtr., Time, Start, PI-Yds, TOP, Result. Rows for Montana State drives.

OKLAHOMA STATE

Table with 6 columns: Qtr., Time, Start, PI-Yds, TOP, Result. Rows for Oklahoma State drives.

NORTHWESTERN

Table with 6 columns: Qtr., Time, Start, PI-Yds, TOP, Result. Rows for Northwestern drives.

OREGON STATE

Table with 6 columns: Qtr., Time, Start, PI-Yds, TOP, Result. Rows for Oregon State drives.

PENN STATE

Table with 6 columns: Qtr., Time, Start, PI-Yds, TOP, Result. Rows for Penn State drives.

OPPONENT DRIVE CHARTS

MONTANA STATE

Table with 6 columns: Qtr., Time, Start, PI-Yds, TOP, Result. Rows for Montana State opponent drives.

OKLAHOMA STATE

Table with 6 columns: Qtr., Time, Start, PI-Yds, TOP, Result. Rows for Oklahoma State opponent drives.

NORTHWESTERN

Table with 6 columns: Qtr., Time, Start, PI-Yds, TOP, Result. Rows for Northwestern opponent drives.

OREGON STATE

Table with 6 columns: Qtr., Time, Start, PI-Yds, TOP, Result. Rows for Oregon State opponent drives.

PENN STATE

Table with 6 columns: Qtr., Time, Start, PI-Yds, TOP, Result. Rows for Penn State opponent drives.



OREGON DRIVE CHARTS

INDIANA

Qtr.	Time	Start	PI-Yds	TOP	Result
1st	15:00	ORE25	7-21	3:51	Downs
1st	9:42	ORE25	3-0	1:26	Punt
1st	5:58	ORE49	3-51	0:43	TOUCHDOWN
1st	00:15	ORE25	12-53	5:57	FIELD GOAL
2nd	8:00	ORE21	4-2	1:21	Punt
2nd	4:19	ORE11	11-71	3:55	Missed Field Goal
3rd	13:38	ORE35	4-15	2:13	Punt
3rd	10:29	IND38	8-22	3:19	FIELD GOAL
3rd	1:16	ORE25	6-8	3:07	Punt
4th	6:23	ORE25	2--4	0:20	Interception
4th	2:06	ORE25	1-0	0:05	Interception
4th	0:32	ORE44	6-23	0:32	End of Game

RUTGERS

Qtr.	Time	Start	PI-Yds	TOP	Result
1st	15:00	ORE25	3-7	1:25	Fumble
1st	13:18	ORE25	3-75	1:26	TOUCHDOWN
1st	10:30	ORE13	10-87	4:05	TOUCHDOWN
1st	0:41	ORE21	4-79	1:39	TOUCHDOWN
2nd	12:38	RU49	3-49	1:04	TOUCHDOWN
2nd	10:38	ORE28	4-72	1:44	TOUCHDOWN
2nd	1:57	ORE28	7-72	1:14	TOUCHDOWN
2nd	0:05	ORE34	1-5	0:05	End of Half
3rd	12:40	ORE13	2-87	0:56	TOUCHDOWN
3rd	8:37	ORE34	4-47	1:54	Interception
3rd	5:18	ORE42	3-58	1:36	TOUCHDOWN
3rd	1:48	ORE14	8-60	4:05	Missed Field Goal
4th	6:40	ORE25	10-57	6:40	End of Half

WISCONSIN

Qtr.	Time	Start	PI-Yds	TOP	Result
1st	14:58	WIS42	4--2	1:18	Downs
1st	12:44	ORE16	5-7	2:56	Punt
1st	7:46	WIS47	3--2	1:26	Punt
1st	1:48	ORE18	6-13	1:47	Punt
2nd	9:31	ORE1	16-99	8:24	TOUCHDOWN
3rd	15:00	ORE25	6-75	2:46	TOUCHDOWN
3rd	10:14	ORE12	8-50	5:48	Punt
3rd	2:01	ORE46	5-54	2:44	TOUCHDOWN
4th	7:52	ORE28	8-26	5:47	Punt
4th	1:56	WIS12	3--5	1:56	End of Game

IOWA

Qtr.	Time	Start	PI-Yds	TOP	Result
1st	13:18	ORE48	3-0	0:22	Punt
1st	9:51	ORE33	9-44	4:35	Interception
1st	0:46	ORE18	8-82	4:00	TOUCHDOWN
2nd	5:43	ORE25	3-7	2:35	Punt
2nd	1:43	ORE20	8-52	1:43	FIELD GOAL
3rd	15:00	ORE25	3-4	1:28	Punt
3rd	6:46	ORE13	9-65	6:02	FIELD GOAL
4th	12:39	ORE25	7-38	4:03	Punt
4th	1:51	ORE25	10-54	1:48	FIELD GOAL

MINNESOTA

Qtr.	Time	Start	PI-Yds	TOP	Result
1st	15:00	ORE25	9-75	4:12	TOUCHDOWN
1st	9:23	ORE34	4-66	2:00	TOUCHDOWN
1st	5:25	ORE15	10-27	5:31	Fumble
2nd	11:39	ORE25	4-75	2:08	TOUCHDOWN
2nd	2:25	ORE25	8-75	1:48	TOUCHDOWN
2nd	0:01	ORE35	1-9	0:01	End of Half
3rd	8:17	ORE25	11-75	5:25	TOUCHDOWN
4th	14:15	ORE30	7-70	3:06	TOUCHDOWN
4th	9:26	ORE22	6-26	2:57	Punt
4th	2:49	ORE35	3-7	2:28	Punt

USC

Qtr.	Time	Start	PI-Yds	TOP	Result
1st	9:54	ORE35	6-65	2:49	TOUCHDOWN
1st	6:03	ORE33	11-67	4:32	TOUCHDOWN
2nd	14:25	ORE25	5-30	2:10	Punt
2nd	7:48	ORE44	12-56	5:56	TOUCHDOWN
2nd	0:08	ORE20	1-1	0:08	End of Half
3rd	15:00	ORE25	7-20	2:52	Downs
3rd	11:36	ORE36	3-10	1:12	Interception
3rd	5:48	ORE25	7-75	3:35	TOUCHDOWN
3rd	0:09	ORE33	3--11	1:35	Punt
4th	11:28	ORE21	11-79	5:28	TOUCHDOWN
4th	2:24	ORE26	5-29	2:13	Punt

OPPONENT DRIVE CHARTS

INDIANA

Qtr.	Time	Start	PI-Yds	TOP	Result
1st	11:09	ORE46	5-22	1:27	FIELD GOAL
1st	8:16	IND22	3--10	2:18	Punt
1st	5:15	IND25	9-75	5:00	TOUCHDOWN
2nd	9:18	IND25	3-4	1:18	Punt
2nd	6:39	IND30	5-29	2:20	Punt
2nd	0:24	IND20	3-40	0:23	FIELD GOAL
3rd	15:00	IND25	3--1	1:22	Punt
3rd	11:25	IND2	3-2	0:56	Punt
3rd	7:10	IND25	9-75	4:45	TOUCHDOWN
4th	14:09	IND14	3-8	1:27	Interception
4th	12:42	IND25	12-75	6:19	TOUCHDOWN
4th	6:03	ORE32	9-28	3:57	FIELD GOAL
4th	2:01	ORE27	4--17	1:29	Downs

RUTGERS

Qtr.	Time	Start	PI-Yds	TOP	Result
1st	13:35	ORE33	4-0	0:17	FIELD GOAL
1st	11:52	RU25	3-6	1:22	Punt
1st	6:25	RU25	10-37	5:44	Interception
2nd	14:02	RU25	3-24	1:24	Fumble
2nd	11:34	RU25	3-1	0:56	Punt
2nd	8:54	RU25	14-47	6:57	Downs
2nd	0:43	RU25	3-2	0:38	Punt
3rd	15:00	RU25	5-20	2:20	Punt
3rd	11:44	RU25	7-28	3:07	Interception
3rd	6:43	RU15	3-5	1:25	Punt
3rd	3:35	RU42	3-5	1:47	Punt
4th	12:43	RU26	3--3	1:56	Punt
4th	10:47	ORE30	9-30	4:07	TOUCHDOWN

WISCONSIN

Qtr.	Time	Start	PI-Yds	TOP	Result
1st	13:40	WIS44	3-2	0:56	Punt
1st	9:48	WIS39	4-8	2:02	Downs
1st	6:20	WIS1	8-36	4:32	Punt
1st	0:01	WIS23	10-35	5:30	Punt
2nd	1:00	WIS33	4-11	1:00	End of Half
3rd	12:08	WIS36	5-16	1:54	Punt
3rd	4:26	WIS5	3-0	2:25	Punt
4th	14:11	WIS22	12-78	6:14	TOUCHDOWN
4th	2:05	WIS15	1-0	0:09	Interception

IOWA

Qtr.	Time	Start	PI-Yds	TOP	Result
1st	14:55	IOWA21	3-4	1:37	Punt
1st	12:56	IOWA20	6--20	3:01	SAFETY
1st	5:16	IOWA20	8-17	4:30	Punt
2nd	11:46	IOWA25	10-75	6:03	TOUCHDOWN
2nd	3:08	IOWA27	5-11	1:25	Punt
3rd	13:32	IOWA33	11-54	6:46	Fumble
3rd	0:44	IOWA25	7-35	3:05	FIELD GOAL
4th	8:36	IOWA7	12-93	6:45	TOUCHDOWN

MINNESOTA

Qtr.	Time	Start	PI-Yds	TOP	Result
1st	10:48	MIN25	3--8	1:25	Punt
1st	7:23	MIN25	4-21	1:58	Punt
2nd	14:54	ORE42	7-14	3:15	FIELD GOAL
2nd	9:31	MIN25	13-67	7:06	FIELD GOAL
2nd	0:37	MIN25	6-5	0:36	Punt
3rd	14:55	MIN20	10-80	6:38	TOUCHDOWN
3rd	2:52	MIN25	7-0	3:37	Punt
4th	11:09	MIN25	3-6	1:43	Punt
4th	6:29	MIN10	5-16	3:40	Punt
4th	0:21	MIN20	1-4	0:21	End of Half

USC

Qtr.	Time	Start	PI-Yds	TOP	Result
1st	15:00	USC25	11-75	5:06	TOUCHDOWN
1st	7:05	USC25	4-13	1:02	Punt
1st	1:31	USC25	5-75	1:39	TOUCHDOWN
2nd	12:42	USC16	6-20	2:44	Punt
2nd	9:58	USC25	6-18	2:10	Interception
2nd	1:52	USC25	9-65	1:44	Missed Field Goal
3rd	12:08	ORE45	4-0	0:32	Interception
3rd	10:24	USC48	9-52	4:36	TOUCHDOWN
3rd	2:11	USC18	4-7	2:02	Punt
4th	13:34	USC42	4-58	2:02	TOUCHDOWN
4th	5:30	USC25	10-49	3:06	Downs
4th	0:11	USC20	1-0	0:11	End of Game



OREGON DRIVE CHARTS

OPPONENT DRIVE CHARTS

WASHINGTON

Table with columns: Qtr., Time, Start, PI-Yds, TOP, Result. Rows include game events for Washington.

JAMES MADISON

Table with columns: Qtr., Time, Start, PI-Yds, TOP, Result. Rows include game events for James Madison.

TEXAS TECH

Table with columns: Qtr., Time, Start, PI-Yds, TOP, Result. Rows include game events for Texas Tech.

WASHINGTON

Table with columns: Qtr., Time, Start, PI-Yds, TOP, Result. Rows include game events for Washington.

JAMES MADISON

Table with columns: Qtr., Time, Start, PI-Yds, TOP, Result. Rows include game events for James Madison.

TEXAS TECH

Table with columns: Qtr., Time, Start, PI-Yds, TOP, Result. Rows include game events for Texas Tech.

OPENING DRIVE - OFFENSE

Table with columns: Game, 1st Half, 2nd Half. Rows show opening drive results for various teams.

OPENING DRIVE - DEFENSE

Table with columns: Game, 1st Half, 2nd Half. Rows show opening drive results for various teams.

GIVEAWAYS/TAKEAWAYS

Table with columns: Game, Giveaways (Fum, Int, Tot), Takeaways (Fum, Int, Tot), Dif. Rows show statistics for various teams.

THE LAST TIME ... INDIVIDUAL

BY OREGON
RUSHING

Rushed for 100+ Yards.....Noah Whittington, 104 vs. USC (11/22/25)
 Two Players Rushed for 100+ Yards...Noah Whittington, 125/Jordon Davison, 100 at Rutgers (10/18/2025)
 Three Players Rushed for 100+ YardsDeAnthony Thomas, 128/Byron Marshall, 124/Marcus Mariota, 113 vs. Nicholls (8/31/2013)
 Rushed for 200+ Yards.....Travis Dye, 211 at Washington (11/6/2021)
 Rushed for 300+ Yards.....Kenjon Barner, 321 at USC (11/3/2012)
 Rushed 30 times.....Travis Dye, 33 at Oregon State (11/23/2018)
 Rushed for 3+ TDs.....Jordon Davison, 3 vs. Montana State (8/30/2025)
 Rushed for 4+ TDs.....Travis Dye, 4 at UCLA (10/23/2021)
 Scored on a 50-Yard Run or Longer.....Dierre Hill Jr., 56 vs. James Madison (12/20/2025)
 Had a 60-Yard Run or Longer.....Noah Whittington, 68 at Rutgers (10/18/2025)
 Had a 70-Yard Run or Longer.....Bo Nix, 80 vs. Stanford (10/1/2022)
 Had an 80-Yard Run or Longer.....Bo Nix, 80 vs. Stanford (10/1/2022)

PASSING

Passed for 300+ Yards.....Dante Moore, 313 vs. James Madison (12/20/2025)
 Passed for 400+ Yards.....Bo Nix, 404 at Arizona State (11/11/2023)
 Completed 20+ Passes.....Dante Moore, 26 (33 att.) vs. Texas Tech (1/1/26)
 Completed 25+ Passes.....Dante Moore, 26 (33 att.) vs. Texas Tech (1/1/26)
 Completed 30+ Passes.....Dillon Gabriel, 31 (41 att.) at UCLA (9/29/2024)
 Completed 35+ Passes.....Dillon Gabriel, 41 (49 att.) vs. Idaho (8/31/2024)
 Completed 40+ Passes.....Dillon Gabriel, 41 (49 att.) vs. Idaho (8/31/2024)
 Attempted 40+ Passes.....Dillon Gabriel, 41 (29 comp.) vs. Ohio State (1/1/2025)
 Attempted 50+ Passes.....Darron Thomas, 54 (31 comp.) vs. LSU (9/3/2011)
 Passed for 3+ TDs.....Dante Moore, 4 vs. James Madison (12/20/2025)
 Passed for 4+ TDs.....Dante Moore, 4 vs. James Madison (12/20/2025)
 Passed for 5+ TDs.....Bo Nix, 5 vs. Liberty (1/1/2024)
 Passed for 6+ TDs.....Bo Nix, 6 at Arizona State (11/11/2023)

RECEIVING

Caught 10+ Passes.....Tez Johnson, 11 vs. Penn State (12/7/2024)
 Caught 15+ Passes.....Samie Parker, 16 vs. Minnesota (12/31/2003)
 Gained 100+ Yards Receiving.....Malik Benson, 119 vs. James Madison (12/20/2025)
 Gained 150+ Yards Receiving.....Tez Johnson, 181 vs. Penn State (12/7/2024)
 Gained 200+ Yards Receiving.....Johnny Johnson III, 207 at Arizona State (11/23/2019)
 Two Players had 100 Yards Receiving...Tez Johnson, 137, & Troy Franklin, 128 vs. Oregon State (11/24/2023)
 Caught 3+ TDs.....Juwan Johnson, 3 at USC (11/2/2019)
 Scored on a 50-Yard Pass or Longer.....Malik Benson, 64 at Washington (11/29/2025)
 Scored on an 80-Yard Pass or Longer.....Troy Franklin, 84 vs. USC (11/11/2023)
 Caught a 70-Yard Pass or Longer.....Gary Bryant Jr., 71 at Arizona State (11/11/2023)
 Caught an 80-Yard Pass or Longer.....Troy Franklin, 84 vs. USC (11/11/2023)

ALL-PURPOSE

Gained 200+ All-Purpose Yards.....Tez Johnson, 255 (180 rec., 75 PR) vs. California (11/4/2023)

SPECIAL TEAMS

Finished with 100+ Yards on Punt Returns.....Tez Johnson, 109 vs. Boise State (9/7/2024)
 Returned a Punt for a TD.....Malik Benson, 85 vs. USC (11/22/25)
 Finished with 200+ Yards on Kick Returns.....Walter Thurmond III, 201 vs. Oklahoma State (12/30/2006)
 Returned a Kickoff for a TD.....Jayden Limar, 0 vs. Boise State (9/7/2024)
 Scored a TD on a Blocked Punt.....Boseko Lokombo vs. Washington State (10/29/2011)
 Blocked a Punt.....Blake Purchase vs. James Madison (12/20/2025)
 Scored a TD on a Blocked Field Goal.....Rodney Hardrick at Stanford (11/7/2013)
 Blocked a Field Goal.....Tionne Gray vs. James Madison (12/20/2025)
 Blocked a PAT.....Ben Roberts vs. Colorado (9/23/2023)

KICKING

Made 4+ Field Goals.....Atticus Sappington, 4 at Washington (11/29/25)
 Made a 50-Yard Field Goal or Longer.....Atticus Sappington, 50 vs. Texas Tech (1/1/26)
 Had a 70+ Yard Punt.....Kurtis Doerr, 75 at Michigan State (9/2/1999)
 Missed a PAT.....Atticus Sappington at UCLA (9/29/2024)
 Made a Game-Winning Walk-Off Field Goal.....Atticus Sappington vs. Boise State (9/7/2024)

DEFENSE

Made 10+ Tackles.....Bryce Boettcher, 12 & Dillon Thieneman 12 vs. Texas Tech (1/1/26)
 Made 15+ Tackles.....Troy Dye, 15 vs. Auburn (8/31/2019)
 Made 20+ Tackles.....Michael Clay, 20 vs. Stanford (11/17/2012)
 Recorded 3+ Sacks.....Jalen Jelks, 3.0 at Arizona State (9/23/2017)
 Recorded 4+ TFLs.....Kayvon Thibodeaux, 4.5 at USC (10/23/2021)
 Recorded 5+ TFLs.....Jalen Jelks, 5.0 at Arizona State (9/23/2017)
 Recorded Multiple INTs.....Brandon Finney, 2 vs. Texas Tech (1/1/26)
 Two Players Recorded Multiple INTs.....Ugochukwu Amadi, 2/Jevon Holland, 2 at California (9/29/2018)
 Recorded 3+ INTs.....Steve Smith, 3 vs. Colorado (1/1/2002)
 Returned INT for a TD.....Brandon Finney (35 yards) vs. Indiana (10/11/2025)
 Returned Fumble for TD.....Brandon Johnson (62 yards) vs. Maryland (11/9/2024)
 Forced Multiple Fumbles.....Brandon Finney, 2 at Iowa (11/8/25)
 Recovered a Fumble for a TD.....Jayden Limar vs. Boise State (9/7/2024)
 Scored 2-Point Safety.....Team at Washington (11/6/2021)
 Scored 1-Point Safety.....vs. Kansas State (1/3/2013)

BY OPPONENTS
RUSHING

Rushed for 100+ Yards.....Wayne Knight, 110 vs. James Madison (12/20/2025)
 Two Players Rushed for 100+ Yards...Kaytron Allen, 124/Nicholas Singleton, 105 vs. Penn State (12/7/2024)
 Rushed for 200+ Yards.....Jermer Jefferson, 226 at Oregon State (11/27/2020)
 Rushed for 300+ Yards.....Ruben Mayes, 357 vs. Washington State (10/27/1984)
 Rushed 30 times.....Demetric Felton, 34 vs. UCLA (11/21/2020)
 Rushed for 3+ TDs.....Ashton Jeanty, 3 vs. Boise State (9/7/2024)
 Rushed for 4+ TDs.....Ryan Nail, 4 at Oregon State (11/26/2016)
 Scored on a 50-Yard Run or Longer.....Dashun Reeder, 79 at Northwestern (9/13/2025)
 Had a 60-Yard Run or Longer.....Dashun Reeder, 79 at Northwestern (9/13/2025)
 Had a 70-Yard Run or Longer.....Dashun Reeder, 79 at Northwestern (9/13/2025)
 Had an 80-Yard Run or Longer.....Jermer Jefferson, 82 at Oregon State (11/27/2020)

PASSING

Passed for 300+ Yards.....Jayden Maiava, 306 vs. USC (11/22/25)
 Passed for 400+ Yards.....Cameron Ward, 438 vs. Washington State (10/21/2023)
 Completed 25+ Passes.....Will Howard, 25 (43 att.) vs. USC (11/22/25)
 Completed 30+ Passes.....Cameron Ward, 34 (48 att.) vs. Washington State (10/21/2023)
 Attempted 40+ Passes.....Alonza Barnett, 48 (23 comp.) vs. James Madison (12/20/2025)
 Passed for 4+ TDs.....Michael Penix Jr., 4 at Washington (10/14/2023)
 Passed for 5+ TDs.....Davis Webb, 5 at California (10/21/2016)
 Passed for 6+ TDs.....Jake Browning, 6 vs. Washington (10/8/2016)

RECEIVING

Caught 10+ Passes.....Taco Dowler, 12 vs. Montana State (8/30/2025)
 Gained 100+ Yards Receiving.....Tanook Hines, 141 & Ja'Kobi Lane, 108 vs. USC (11/22/25)
 Gained 150+ Yards Receiving.....Jeremiah Smith, 187 vs. Ohio State (1/1/2025)
 Gained 200+ Yards Receiving.....Cedrick Wilson, 221 vs. Boise State (12/16/2017)
 Two Players had 100 Yards Receiving.....Tanook Hines, 141 & Ja'Kobi Lane, 108 vs. USC (11/22/25)
 Caught 3+ TDs.....John Ross, 3 vs. Washington (10/8/2016)
 Scored on a 50-Yard Pass or Longer.....Taj Davis, 62 vs. Washington (11/12/2022)
 Scored on an 80-Yard Pass or Longer.....Jordyn Tyson, 81 at Colorado (11/5/2022)

SPECIAL TEAMS

Finished with 100+ Yards on Punt Returns.....Curtis Conway, 146 at USC (10/10/1992)
 Returned a Punt for a TD.....Britain Covey, 78 at Utah (11/20/2021)
 Finished with 200+ Yards on Kick Returns.....Tyrell Johnson, 211 vs. Arizona (12/5/2014)
 Returned a Kickoff for a TD.....Aron Cruickshank, 95 vs. Wisconsin (11/18/2020)
 Blocked a Punt.....Jayden York, at Texas Tech (9/9/2023)

KICKING

Made 4+ Field Goals.....Matt Gay, 6 at Utah (11/10/2018)
 Made a 50-Yard Field Goal or Longer.....Drew Stevens, 58 at Iowa (11/8/25)
 Had a 70+ Yard Punt.....Oscar Draguicevich, 78 at Washington State (11/14/2020)
 Missed a PAT.....Nick Brown vs. Liberty (1/1/2024)

DEFENSE

Made 10+ Tackles.....Ben Roberts, 16 & Jacob Rodriguez, 12 vs. Texas Tech (1/1/26)
 Made 15+ Tackles.....Ben Roberts, 16 vs. Texas Tech (1/1/26)
 Recorded 3+ Sacks.....Lawrence Jackson, 3.0 at USC (11/1/2006)
 Recorded 5+ TFLs.....Julian Peterson, 6.0 at Michigan State (9/4/1999)
 Recorded Multiple INTs.....Joey Alfieri, 2 vs. Stanford (11/12/2016)
 Two Players Recorded Multiple INTs.....Todd Burden & Darryll Lewis, at Arizona (9/22/1990)
 Recorded 3+ INTs.....Jake Cookus, 3 at Oregon State (11/18/2000)
 Returned INT for a TD.....Bryan Addison, (96 yards) at UCLA (9/29/2024)
 Returned Fumble for TD.....Nohl Williams, (9 yards) vs. California (11/4/2023)



THE LAST TIME ... TEAM

BY OREGON

TOTAL OFFENSE

Table with 2 columns: Statistic and Value/Context. Includes Surpassed 500 Yards (514, vs. James Madison), Surpassed 600 Yards (750, at Rutgers), Surpassed 700 Yards (750, at Rutgers), Failed to Gain 300 Yards (267, vs. Indiana), Failed to Gain 200 Yards (152, at Boise State).

RUSHING

Table with 2 columns: Statistic and Value/Context. Includes Surpassed 300 Yards (415, at Rutgers), Surpassed 400 Yards (415, at Rutgers), Surpassed 500 Yards (500, vs. Nicholls), Rushed for 4+ TDs (4, vs. Minnesota), Rushed for 5+ TDs (5, vs. Oklahoma State), Rushed for 6+ TDs (7, vs. Portland State), Rushed for 7+ TDs (7, vs. Portland State), Ran the Ball 50+ Times (51, vs. Washington), Ran the Ball 60+ Times (62, at Oregon State), Failed to Rush for 50 Yards (-23, vs. Ohio State), Failed to Rush for 100 Yards (64, vs. Texas Tech).

PASSING

Table with 2 columns: Statistic and Value/Context. Includes Threw for 300+ Yards (323, vs. James Madison), Threw for 400+ Yards (401, vs. Oregon State), Threw 3+ TDs (4, at Rutgers), Threw 4+ TDs (4, at Rutgers), Threw 5+ TDs (5, vs. Liberty), Threw 6+ TDs (7, at Arizona State), Threw 7+ TDs (7, at Arizona State), Completed 30+ Passes (30 (33 att.), vs. Minnesota), Completed 40+ Passes (41 (49 att.), vs. Idaho), Attempted 40+ Passes (41 (29 comp.), vs. Ohio State), Failed to Throw for 100 Yards (98, at Washington).

SCORING

Table with 2 columns: Statistic and Value/Context. Includes Scored 30+ Points (W, 51-34 vs. James Madison), Scored 40+ Points (W, 51-34 vs. James Madison), Scored 50+ Points (W, 51-34 vs. James Madison), Scored 60+ Points (W, 69-3 vs. Oklahoma State), Scored 70+ Points (W, 81-7 vs. Portland State), Scored 80+ Points (W, 81-7 vs. Portland State), Failed to Score 20 Points (W, 18-16 at Iowa), Failed to Score 10 Points (L, 49-3 vs. Georgia), Failed to Score a TD (L, 49-3 vs. Georgia), Was Shut Out (L, 16-0, at UCLA), Played an Overtime Game ((20T) W, 30-24, at Penn State), Played a Two-Overtime Game ((20T) W, 30-24, at Penn State).

DEFENSE

Table with 2 columns: Statistic and Value/Context. Includes Recorded a Shutout (W, 23-0, vs. Texas Tech), Did Not Allow a Touchdown (W, 23-0, vs. Texas Tech), Caused 4+ Turnovers (4, vs. Texas Tech), Caused 5+ Turnovers (5, vs. Arizona), Caused 6+ Turnovers (6, at Oregon State), Caused 7+ Turnovers (7, at Arizona State), Intercepted 3+ Passes (3, at Texas Tech), Intercepted 4+ Passes (5, vs. Arizona), Intercepted 5+ Passes (5, vs. Arizona), Intercepted 6+ Passes (6, vs. California), Returned 2 interceptions for a Touchdown (2, vs. Oklahoma State), Recovered 3+ Fumbles (3, vs. Fresno State), Recovered 4+ Fumbles (4, at Washington State), Recorded 5+ Sacks (10, vs. Washington), Recorded 6+ Sacks (10, vs. Washington), Recorded 7+ Sacks (10, vs. Washington), Recorded 8+ Sacks (10, vs. Washington), Recorded 9+ Sacks (10, vs. Washington), Recorded 10+ Sacks (10, vs. Washington), Recorded 10+ TFLs (16, vs. Washington), Recorded 15+ TFLs (16, vs. Washington), Held Opponent Under 100 Yards Rushing (78, vs. Texas Tech), Held Opponent Under 100 Yards Passing (86, vs. Wisconsin), Held Opponent Under 100 Yards Total Offense (88, vs. San Jose State), Held Opponent Under 200 Yards Total Offense (196, vs. Wisconsin), Scored on a Safety (at Iowa).

PENALTIES

Table with 2 columns: Statistic and Value/Context. Includes Had 100+ Penalty Yards (130 (11 penalties), vs. USC), Committed 10+ Penalties (11 (130 yards), vs. USC), Committed 3 or Fewer Penalties (3, vs. Texas Tech), Committed 2 or Fewer Penalties (0, at Northwestern), Committed 1 or Fewer Penalties (0, at Northwestern), Committed No Penalties (0, at Northwestern).

BY OPPONENT

TOTAL OFFENSE

Table with 2 columns: Statistic and Value/Context. Includes Surpassed 500 Yards (509, vs. James Madison), Surpassed 600 Yards (612, at Ohio State), Surpassed 700 Yards (742, at Arizona State), Failed to Gain 300 Yards (215, vs. Texas Tech), Failed to Gain 200 Yards (196, vs. Wisconsin).

RUSHING

Table with 2 columns: Statistic and Value/Context. Includes Surpassed 300 Yards (322, vs. Oklahoma), Surpassed 400 Yards (405, at Arizona State), Surpassed 500 Yards (524, vs. Washington State), Rushed for 4+ TDs (5, at Oregon State), Rushed for 5+ TDs (5, at Oregon State), Rushed for 6+ TDs (6, at Washington State), Ran the Ball 50+ Times (50, at Utah), Ran the Ball 60+ Times (61, vs. Ohio State), Failed to Rush for 50 Yards (46, vs. Montana State), Failed to Rush for 100 Yards (78, vs. Texas Tech).

PASSING

Table with 2 columns: Statistic and Value/Context. Includes Threw for 300+ Yards (323, vs. James Madison), Threw for 400+ Yards (438, vs. Washington State), Threw 3+ TDs (4, vs. USC), Threw 4+ TDs (4, vs. USC), Threw 5+ TDs (5, at California), Threw 6+ TDs (6, vs. Washington), Completed 30+ Passes (34 (49 att.), vs. Washington State), Attempted 40+ Passes (49 (24 comp.), vs. James Madison), Failed to Throw for 100 Yards (86, vs. Wisconsin).

SCORING

Table with 2 columns: Statistic and Value/Context. Includes Scored 30+ Points (W, 51-34 vs. James Madison), Scored 40+ Points (L, 41-21, vs. Ohio State), Scored 50+ Points (L, 52-27, vs. Stanford), Scored 60+ Points (L, 70-21, vs. Washington), Scored 70+ Points (L, 70-21, vs. Washington), Failed to Score 20 Points (W, 23-0, vs. Texas Tech), Failed to Score 10 Points (W, 23-0 vs. Texas Tech), Failed to Score a TD (W, 23-0, vs. Texas Tech), Was Shut Out (W, 23-0, vs. Texas Tech).

DEFENSE

Table with 2 columns: Statistic and Value/Context. Includes Recorded a Shutout (L, 16-0, at UCLA), Did Not Allow a Touchdown (L, 49-3, vs. Georgia), Caused 4+ Turnovers (4, vs. Iowa State), Caused 5+ Turnovers (6, vs. Arizona), Caused 6+ Turnovers (6, vs. Arizona), Caused 7+ Turnovers (7, vs. Indiana), Intercepted 3+ Passes (4, vs. Boise State), Intercepted 4+ Passes (4, vs. Boise State), Intercepted 5+ Passes (6, vs. Arizona), Intercepted 6+ Passes (6, vs. Arizona), Recovered 3+ Fumbles (3, vs. Iowa State), Recovered 4+ Fumbles (4, vs. Stanford), Recorded 5+ Sacks (6, vs. Indiana), Recorded 6+ Sacks (6, vs. Indiana), Recorded 7+ Sacks (8, vs. Ohio State), Recorded 8+ Sacks (8, vs. Ohio State), Held Oregon Under 100 Yards Rushing (64, vs. Texas Tech), Held Oregon Under 100 Yards Passing (98, at Washington), Held Oregon Under 100 Yards Total Offense (97, at Washington State), Held Oregon Under 200 Yards Total Offense (152, at Boise State).

PENALTIES

Table with 2 columns: Statistic and Value/Context. Includes Had 100+ Penalty Yards (113 (13 penalties), vs. James Madison), Committed 10+ Penalties (13 (113 yards), vs. James Madison), Committed 3 or Fewer Penalties (1, at Iowa), Committed 2 or Fewer Penalties (1, at Iowa).

GAME 1

MONTANA STATE (0-1, 0-0) 13
#7 OREGON (1-0, 0-0) 59

August 30, 2025 | Eugene, Ore.
 Autzen Stadium | Kickoff: 1:01 p.m. PT | Duration: 3:00 | Attendance: 57,257
 TV: BTN > Jeff Levering (PBP), Jake Butt (Analyst), Brooke Fletcher (Sideline)

OREGON STATS

PASSING	Comp.	Att.	Yds	TD	Int	Long	Sack
Dante Moore	18	23	213	3	0	50	0
Austin Novosad	1	2	40	0	0	40	0

RUSHING	Att.	Gain	Lost	Net	TD	Long	Avg.
Noah Whittington	10	68	0	68	1	35	6.8
Dierre Hill Jr.	5	48	0	48	0	28	9.6
Jordan Davison	6	26	0	26	3	8	4.3
Luke Moga	1	25	0	25	0	25	25.0
Jayden Limar	3	20	0	20	1	16	6.7
Da'Jaun Riggs	4	20	0	20	0	10	5.0
Dante Moore	3	18	0	18	0	8	6.0
Dakorien Moore	2	17	0	17	0	17	8.5
Brock Thomas	1	5	0	5	0	5	5.0
Kenyon Sadiq	1	3	0	3	0	3	3.0
Jay Harris	1	2	0	2	0	2	2.0
Makhi Hughes	1	2	0	2	0	2	2.0
TEAM	1	0	1	-1	0	-1	-1.0

RECEIVING	No.	Yds	TD	Long
Malik Benson	5	51	1	18
Gary Bryant Jr.	4	31	1	14
Dakorien Moore	3	26	0	13
Jay Harris	1	50	0	50
Kyler Kasper	1	40	0	40
Kenyon Sadiq	1	20	1	20
Jeremiah McClellan	1	13	0	13
Justius Lowe	1	12	0	12
Cooper Perry	1	6	0	6
Makhi Hughes	1	4	0	4

Defense	Solo	Ast	Total	TFL/Yds	Sacks/Yds	FF	FR/Yds	INT	PBU
A'Mauri Washington	3	2	5	1.5/3	0/0	0	0/0	0	0
Teitum Tuoti	2	3	5	1.0/1	0/0	0	0/0	0	0
Dillon Thieneman	4	0	4	0/0	0/0	0	0/0	0	0
Peyton Woodyard	3	1	4	0/0	0/0	0	0/0	0	0
Jerry Mixon	2	2	4	0/0	0/0	0	0/0	0	0
Ify Obidegwu	2	1	3	0/0	0/0	0	0/0	0	1
Kingston Lopa	2	1	3	0/0	0/0	0	0/0	0	0
Bryce Boettcher	1	2	3	0/0	0/0	0	0/0	0	0
Blake Purchase	1	2	3	0/0	1.0/1	0	0/0	0	0
Na'eem Offord	2	0	2	0/0	0/0	0	0/0	0	0
Aaron Flowers	2	0	2	0/0	0/0	1	0/0	0	0
Sione Laulea	2	0	2	0/0	0/0	0	0/0	0	0
Matayo Utiagalelei	2	0	2	2.0/13	2.0/13	0	0/0	0	0
Solomon Davis	2	0	2	0/0	0/0	0	0/0	0	0
Terrrance Green	1	1	2	0/0	0.5/0	0	0/0	0	0
Devon Jackson	1	1	2	0/0	0/0	0	0/0	0	0
Brandon Finney	1	1	2	0/0	0/0	0	0/0	0	0
Nasir Wyatt	1	1	2	1.0/8	1.0/8	0	0/0	0	0
Bear Alexander	0	2	2	0/0	0/0	0	0/0	0	0
Zach Grisham	0	2	2	0/0	0/0	0	0/0	0	0
Jayden Limar	1	0	1	0/0	0/0	0	0/0	0	0
Daylen Austin	1	0	1	0/0	0/0	0	0/0	0	1
Matthew Johnson	1	0	1	0/0	0/0	0	0/0	0	0
Jadon Canady	0	1	1	0/0	0/0	0	0/0	0	0
Jordan Davison	0	1	1	0/0	0/0	0	0/0	0	0
Kamar Mothudi	0	1	1	0/0	0/0	0	0/0	0	0
Dakoda Fields	0	1	1	0/0	0/0	0	0/0	0	0
Aydin Breland	0	0	0	0/0	0/0	0	0/0	0	1

KICKOFFS	No.	Yds	TB	OB	Avg.
Atticus Sappington	5	314	2	-	62.8
Gage Hurych	5	325	4	-	65.0



Jordan Davison rushed for three touchdowns in the season-opener against Montana State. Davison became the second true freshman and fifth freshman overall to rush for three-plus TDs in a game.

SCORING SUMMARY

	1st	2nd	3rd	4th	Final
MONTANA STATE	0	3	3	7	13
#7 OREGON	17	21	14	7	59

	Qtr.	Time	Scoring Play
Oregon	1st	11:57	Jayden Limar 16 yard rush (Atticus Sappington kick)
Oregon	1st	9:16	Kenyon Sadiq 20 yard pass from Dante Moore (Atticus Sappington kick)
Oregon	1st	6:16	Atticus Sappington 23 yard field goal
Oregon	2nd	11:08	Jordan Davison 2 yard rush (Atticus Sappington kick)
Oregon	2nd	4:34	Noah Whittington 1 yard rush (Gage Hurych kick)
Montana State	2nd	1:03	Myles Sansted 42 yard field goal
Oregon	2nd	0:03	Malik Benson 11 yard pass from Dante Moore (Atticus Sappington kick)
Montana State	3rd	10:14	Myles Sansted 42 yard field goal
Oregon	3rd	6:43	Gary Bryant Jr. 14 yard pass from Dante Moore (Atticus Sappington kick)
Oregon	3rd	0:26	Jordan Davison 8 yard rush (Gage Hurych kick)
Oregon	4th	6:50	Jordan Davison 1 yard rush (Gage Hurych kick)
Montana State	4th	2:22	Adam Jones 2 yard rush (Myles Sansted kick)

TEAM STATS

	MONTANA STATE	OREGON
FIRST DOWNS	17	29
RUSHES-YARDS (NET)	27-46	39-253
PASSING YDS (NET)	198	253
Comp-Passes Att-Int	23-31-0	19-25-0
TOTAL OFFENSE PLAYS-YARDS	58-244	64-506
Fumble Returns-Yards	0-0	0-0
Punt Returns-Yards	0-0	3-34
Kickoff Returns-Yards	2-45	4-91
Interception Returns-Yards	0-0	0-0
Punts (Number-Avg)	5-152	0-0
Fumbles-Lost	1-0	1-0
Penalties-Yards	7-54	3-29
Possession Time	29:55	30:05
Third-Down Conversions	3 of 12	7 of 10
Fourth-Down Conversions	1 of 2	2 of 2
Red-Zone Scores-Chances	1 of 1	9 of 9
Sacks By: Number-Yards	0-0	3-21



GAME 2

OKLAHOMA STATE (1-1, 0-0)3
#6 OREGON (2-0, 0-0)69

September 6, 2025 | Eugene, Ore.
Autzen Stadium | Kickoff: 12:40 p.m. PT | Duration: 4:07 | Attendance: 57,266
TV: CBS > Brad Nessler (BPB), Gary Danielson (Analyst), Jenny Dell (Sideline)

OREGON STATS

PASSING	Comp.	Att.	Yds	TD	Int	Long	Sack
Dante Moore	16	21	266	3	0	65	0
Luke Moga	2	3	53	0	0	51	0
Brock Thomas	0	1	0	0	0	0	0

RUSHING	Att.	Gain	Lost	Net	TD	Long	Avg.
Noah Whittington	4	91	0	91	1	59	22.8
Jayden Limar	6	88	1	87	1	53	14.5
Makhi Hughes	9	30	0	30	0	6	3.3
Dakorien Moore	1	25	0	25	1	25	25.0
Jay Harris	7	23	0	23	0	6	3.3
Luke Moga	1	22	0	22	0	22	22.0
Dierre Hill Jr.	1	19	0	19	1	19	19.0
Dante Moore	2	11	0	11	0	10	5.5
Jordon Davison	3	6	0	6	1	5	2.0
Kenyon Sadiq	1	3	0	3	0	3	3.0
Da'Jaun Riggs	1	0	1	-1	0	0	-1.0
Brock Thomas	1	0	4	-4	0	0	-4.0

RECEIVING	No.	Yds	TD	Long
Gary Bryant Jr.	3	46	1	28
Jeremiah McClellan	2	76	0	51
Dakorien Moore	2	69	1	65
Malik Benson	2	48	1	42
Kenyon Sadiq	2	40	0	26
Justius Lowe	2	19	0	10
Cooper Perry	2	9	0	7
Jamari Johnson	1	6	0	6
Jayden Limar	1	5	0	5
Jay Harris	1	1	0	1

Defense	Solo	Ast	Total	TFL/Yds	Sacks/Yds	FF	FR/Yds	INT	PBU
A'Mauri Washington	2	7	9	0/0	0/0	0	0/0	0	0
Peyton Woodyard	3	2	5	0/0	0/0	0	0/0	1	0
Devon Jackson	1	4	5	0/0	0/0	0	0/0	0	0
Bear Alexander	0	5	5	0/0	0/0	0	0/0	0	0
Will Straton	3	1	4	0.5/2	0.5/2	0	0/0	0	0
Teitum Tuioti	2	2	4	1.5/6	1.0/6	0	0/0	0	0
Blake Purchase	1	3	4	0/0	0/0	0	0/0	0	0
Terrance Green	2	1	3	0/0	0/0	0	0/0	0	0
Zach Grisham	2	1	3	0/0	0/0	0	0/0	0	0
Ashton Porter	1	2	3	0/0	0/0	0	0/0	0	1
Solomon Davis	1	2	3	0.5/2	0.5/2	0	0/0	0	0
Aaron Flowers	0	3	3	0.5/1	0/0	0	0/0	0	0
Brandon Finney	2	0	2	0/0	0/0	0	0/0	0	0
Dillon Thieneman	1	1	2	0/0	0/0	0	0/0	0	1
Jadon Canady	1	1	2	0/0	0/0	0	0/0	0	0
Matayo Uiagalelei	1	0	1	0/0	0/0	0	0/0	0	0
Na'eem Offord	1	0	1	0/0	0/0	0	0/0	0	0
Daylen Austin	1	0	1	1.0/1	0/0	0	0/0	0	1
Kingston Lopa	1	0	1	0/0	0/0	0	0/0	0	0
A'Mauri Washington	1	0	1	0/0	0/0	0	0/0	0	1
Ify Obidegwu	1	0	1	0/0	0/0	0	0/0	0	1
Roger Saleapaga	1	0	1	0/0	0/0	0	0/0	0	0
Tobi Hastrup	1	0	1	0/0	0/0	0	0/0	0	0
Elijah Rushing	1	0	1	0/0	0/0	0	0/0	0	0
Kamar Mothudi	1	0	1	0/0	0/0	0	0/0	0	0
Xadavien Simms	1	0	1	0/0	0/0	0	0/0	0	0
Tionne Gray	0	1	1	0/0	0/0	0	0/0	0	0
Jerry Mixon	0	1	1	0/0	0/0	0	0/0	1	1
Sione Laulea	0	1	1	0/0	0/0	0	0/0	0	1
Matthew Johnson	0	1	1	0/0	0/0	0	0/0	0	0
Cruz Rushing	0	1	1	0/0	0/0	0	0/0	0	0

RETURNS	No.	Punts Yds	Long	No.	Kickoffs Yds	Long
Dakorien Moore	1	15	15	0	0	0

PUNTING	No.	Yds	Avg.	Long	I20	TB	50+
James Ferguson-Reynolds	2	73	36.5	37	1	0	0

KICKOFFS	No.	Yds	TB	OB	Avg.
Atticus Sappington	6	385	5	0	64.2
Gage Hurych	5	324	3	0	64.8



Jerry Mixon and Peyton Woodyard recorded interception returns for touchdowns on consecutive plays in the third quarter. Each marked their first career interception and first career touchdown.

SCORING SUMMARY

	1st	2nd	3rd	4th	Final
OKLAHOMA STATE	0	3	0	0	3
#7 OREGON	20	21	28	0	69

	Qtr.	Time	Scoring Play
Oregon	1st	14:20	Noah Whittington 59 yard rush (Atticus Sappington kick)
Oregon	1st	13:24	Dakorien Moore 65 yard pass from Dante Moore (Kenyon Sadiq rush failed)
Oregon	1st	5:04	Dierre Hill Jr. 19 yard rush (Atticus Sappington kick)
Oklahoma State	2nd	12:08	Logan Ward 23 yard field goal
Oregon	2nd	9:39	Malik Benson 42 yard pass from Dante Moore (Atticus Sappington kick)
Oregon	2nd	5:46	Dakorien Moore 25 yard rush (Atticus Sappington kick)
Oregon	3rd	9:20	Gary Bryant Jr. 11 yard pass from Dante Moore (Gage Hurych kick)
Oregon	3rd	1:17	Jordon Davison 1 yard rush (Gage Hurych kick)
Oregon	3rd	1:09	Jerry Mixon 26 yard interception return (Gage Hurych kick)
Oregon	3rd	0:27	Peyton Woodyard 30 yard interception return (Gage Hurych kick)

TEAM STATS

	OKLAHOMA STATE	OREGON
FIRST DOWNS	9	24
RUSHES-YARDS (NET)	42-144	37-312
PASSING YDS (NET)	67	319
Comp-Passes Att-Int	7-19-2	18-25-0
TOTAL OFFENSE PLAYS-YARDS	61-211	62-631
Fumble Returns-Yards	0-0	0-0
Punt Returns-Yards	0-0	1-15
Kickoff Returns-Yards	3-39	0-0
Interception Returns-Yards	0-0	2-56
Punts (Number-Yards)	10-433	2-73
Fumbles-Lost	0-0	0-0
Penalties-Yards	8-45	6-35
Possession Time	31:19	28:41
Third-Down Conversions	4 of 16	7 of 12
Fourth-Down Conversions	1 of 1	1 of 2
Red-Zone Scores-Chances	1 of 1	4 of 4
Sacks By: Number-Yards	0-0	2-10



GAME 3

#4 OREGON (3-0, 1-0) 34
NORTHWESTERN (1-2, 0-1) 14

September 13, 2025 | Evanston, Ill.
 Martin Stadium | Kickoff 9:10 a.m. PT | Duration: 3:01 | Attendance: 12,023
 TV: CBS > Gus Johnson (PBP), Joel Klatt (Analyst), Jenny Taft (Sideline)

OREGON STATS

PASSING	Comp.	Att.	Yds	TD	Int	Long	Sack
Dante Moore	16	20	178	1	1	27	0
Brock Thomas	2	4	14	0	0	11	0
Luke Moga	1	2	5	0	0	5	0

RUSHING	Att.	Gain	Lost	Net	TD	Long	Avg.
Dierre Hill Jr.	5	96	2	94	1	66	18.8
Jayden Limar	11	39	1	39	1	12	3.5
Jordon Davison	4	8	0	8	1	5	2.0
Makhi Hughes	1	5	0	5	0	5	5.0
Dante Moore	2	5	0	5	0	4	2.5
Luke Moga	1	2	0	2	0	2	2.0
Da'Jaun Riggs	2	1	0	1	0	1	0.5

RECEIVING	No.	Yds	TD	Long
Malik Benson	4	62	1	27
Dakorien Moore	4	49	0	20
Kenyon Sadiq	2	49	1	24
Jamari Johnson	2	22	0	17
Jeremiah McClellan	2	9	0	9
Cooper Perry	2	7	0	8
Kyler Kasper	1	11	0	11
Jayden Limar	1	2	0	2

Defense	Solo	Ast	Total	TFL/Yds	Sacks/Yds	FF	FR/Yds	INT	PBU
Aaron Flowers	2	5	7	0.0-0	0.0-0	0	0-0	0	0
Teitum Tuioti	1	5	6	0.5-4	0.5-4	0	0-0	0	0
Jerry Mixon	2	3	5	1.0-5	0.0-0	0	0-0	1	0
Na'eem Offord	2	3	5	0.0-0	0.0-0	0	0-0	0	0
Bear Alexander	1	4	5	0.5-4	0.5-4	0	0-0	0	0
Bryce Boettcher	1	4	5	0.5-1	0.0-0	0	0-0	1	1
Dillon Thieneman	0	5	5	0.0-0	0.0-0	0	0-0	0	0
Peyton Woodyard	0	4	4	0.0-0	0.0-0	0	0-0	0	0
Matayo Uiagalelei	2	1	3	1.0-4	1.0-4	0	0	0	1
Ify Obidegwu	1	2	3	0.0-0	0.0-0	0	0-0	0	0
Will Straton	1	2	3	0.0-0	0.0-0	0	0-0	0	0
Ashton Porter	0	3	3	0.0-0	0.0-0	0	0-0	0	0
Theran Johnson	2	0	2	0.0-0	0.0-0	0	0-0	0	0
Blake Purchase	1	1	2	0.0-0	0.0-0	0	0-0	0	0
Daylen Austin	1	1	2	0.0-0	0.0-0	0	0-0	0	0
Tionne Gray	0	2	2	0.0-0	0.0-0	0	0-0	0	0
Atticus Sappington	1	0	1	0.0-0	0.0-0	0	0-0	0	0
Brandon Finney	1	0	1	0.0-0	0.0-0	0	0-0	0	1
A'Mauri Washington	0	1	1	0.0-0	0.0-0	0	0-0	0	0
Kingston Lopa	0	1	1	0.0-0	0.0-0	0	0-0	0	0
Devon Jackson	0	1	1	0.0-0	0.0-0	0	0-0	0	0
Terrance Green	0	1	1	0.0-0	0.0-0	0	0-0	0	0
Matthew Johnson	0	1	1	0.0-0	0.0-0	0	0-0	0	0
Jadon Canady	0	0	0	0.0-0	0.0-0	0	0-0	0	1

RETURNS	No.	Punts		Kickoffs		
		Yds	Long	No.	Yds	Long
Gary Bryant Jr.	1	9	9	-	-	-

PUNTING	No.	Yds	Avg.	Long	I20	TB	50+
James Ferguson-Reynolds	2	77	38.5	39	2	0	0

KICKOFFS	No.	Yds	TB	OB	Avg.
Atticus Sappington	2	124	1	0	62.0
Gage Hurych	5	325	5	0	65.0

FIELD GOALS	Made	Att.	Long	Kicks
Atticus Sappington	2	2	42	Made 42, Made 25



Bryce Boettcher recorded one of Oregon's two interceptions in the conference opener against Northwestern. The interception marked the second of his career and first this season.

SCORING SUMMARY

	1st	2nd	3rd	4th	Final
#4 OREGON	7	10	14	3	34
NORTHWESTERN	0	0	0	14	14

	Qtr.	Time	Scoring Play
Oregon	1st	2:18	Jayden Limar 1 yard rush (Atticus Sappington kick)
Oregon	2nd	9:28	Atticus Sappington 42 yard field goal
Oregon	2nd	0:31	Kenyon Sadiq 24 yard pass from Dante Moore (Atticus Sappington kick)
Oregon	3rd	7:44	Dierre Hill Jr. 66 yard rush (Atticus Sappington kick)
Oregon	3rd	2:56	Jordon Davison 2 yard rush (Atticus Sappington kick)
Oregon	4th	11:27	Atticus Sappington 25 yard field goal
Northwestern	4th	6:20	Caleb Komolafe 1 yard rush (Jack Olsen kick)
Northwestern	4th	1:48	Dashun Reeder 79 yard rush (Jack Olsen kick)

TEAM STATS

	OREGON	NORTHWESTERN
FIRST DOWNS	21	15
RUSHES-YARDS (NET)	30-176	37-178
PASSING YDS (NET)	197	135
Comp-Passes Att-Int	19-26-1	11-22-2
TOTAL OFFENSE PLAYS-YARDS	56-373	59-313
Fumble Returns-Yards	0-0	0-0
Punt Returns-Yards	1-9	0-0
Kickoff Returns-Yards	0-0	1-39
Interception Returns-Yards	2-67	1-1
Punts (Number-Yards)	2-77	3-166
Fumbles-Lost	0-0	1-0
Penalties-Yards	0-0	4-27
Possession Time	27:42	32:18
Third-Down Conversions	7-11	3-11
Fourth-Down Conversions	0-0	2-4
Red-Zone Scores-Chances	3-3	1-1
Sacks By: Number-Yards	2-12	0-0



GAME 4

OREGON STATE (0-4)7
#6 OREGON (4-0, 1-0)41

September 20, 2025 | Eugene, Ore.
 Autzen Stadium | Kickoff 12:01 p.m. PT | Duration: 3:05 | Attendance: 58,571
 TV: BTN > Jeff Levering (PBP), Jake Butt (Analyst), Brooke Fletcher (Sideline)

OREGON STATS

PASSING	Comp.	Att.	Yds	TD	Int	Long	Sack
Dante Moore	21	31	305	4	0	49	1

RUSHING	Att.	Gain	Lost	Net	TD	Long	Avg.
Jayden Limar	12	76	6	70	0	22	5.8
Dante Moore	7	62	9	53	0	28	7.6
Jordan Davison	6	34	0	34	1	9	5.7
Makhi Hughes	6	35	2	33	0	19	5.5
Da'Jaun Riggs	5	31	0	31	0	19	6.2
Dierre Hill Jr.	5	27	0	27	0	9	5.4
James Ferguson-Reynolds	1	21	0	21	0	21	21.0
Jay Harris	1	0	1	-1	0	0	-1.0

RECEIVING	No.	Yds	TD	Long
Kenyon Sadiq	4	60	1	24
Gary Bryant Jr.	3	65	1	49
Dakorien Moore	3	63	1	23
Malik Benson	3	40	0	31
Jeremiah McClellan	3	14	1	13
Jayden Limar	2	22	0	11
Jamari Johnson	2	21	0	13
Makhi Hughes	1	20	0	20

Defense	Solo	Ast	Total	TFL/Yds	Sacks/Yds	FF	FR/Yds	INT	PBU
Bryce Boettcher	2	8	10	0.0-0	0.0-0	0	0-0	0	0
Aaron Flowers	1	4	5	0.0-0	0.0-0	0	0-0	0	0
Dillon Thieneman	1	4	5	0.0-0	0.0-0	0	0-0	0	0
Teitum Tuioti	2	1	3	1.5-3	0.0-0	0	0-0	0	0
Jadon Canady	1	2	3	0.0-0	0.0-0	0	0-0	0	0
Tionne Gray	0	3	3	0.5-0	0.0-0	0	0-0	0	0
Terrance Green	2	0	2	0.0-0	0.0-0	0	0-0	0	0
Jerry Mixon	1	1	2	0.0-0	0.0-0	0	0-0	0	2
Devon Jackson	0	2	2	0.0-0	0.0-0	0	0-0	0	0
Blake Purchase	0	2	2	0.0-0	0.0-0	0	0-0	0	0
Sione Laulea	1	0	1	0.0-0	0.0-0	0	0-0	0	0
Will Straton	1	0	1	0.0-0	0.0-0	0	0-0	0	0
Peyton Woodyard	1	0	1	0.0-0	0.0-0	0	0-0	0	0
Bear Alexander	0	1	1	0.0-0	0.0-0	0	1-0	0	0
Matayo Uiagalelei	0	1	1	0.0-0	0.0-0	0	0-0	0	0
A'Mauri Washington	0	1	1	0.0-0	0.0-0	0	0-0	0	0
Kingston Lopa	0	1	1	0.0-0	0.0-0	0	0-0	0	0
Brandon Finney	0	1	1	0.0-0	0.0-0	0	0-0	0	0
Daylen Austin	0	1	1	0.0-0	0.0-0	0	0-0	0	0
Ashton Porter	0	1	1	0.0-0	0.0-0	0	0-0	0	0
Ify Obidegwu	0	0	0	0.0-0	0.0-0	0	0-0	0	1

RETURNS	Punts			Kickoffs		
	No.	Yds	Long	No.	Yds	Long
Gary Bryant Jr.	4	41	18	-	-	-
Dakorien Moore	2	29	19	-	-	-

PUNTING	No.	Yds	Avg.	Long	I20	TB	50+
James Ferguson-Reynolds	2	87	43.5	51	1	0	1

KICKOFFS	No.	Yds	TB	OB	Avg.
Atticus Sappington	4	260	4	0	65.0
Gage Hurych	4	257	2	0	64.2

FIELD GOALS	Made	Att.	Long	Kicks
Atticus Sappington	2	2	28	Made 24, Made 28



QB **Dante Moore** connected with four different receivers for a career-high four touchdown passes vs. Oregon State, including the first career touchdown reception for WR **Jeremiah McClellan**.

SCORING SUMMARY

	1st	2nd	3rd	4th	Final
OREGON STATE	7	0	0	0	7
#6 OREGON	7	14	10	10	41

	Qtr.	Time	Scoring Play
Oregon	1st	12:10	Dakorien Moore 22 yard pass from Dante Moore (Atticus Sappington kick)
Oregon State	1st	1:50	Anthony Hankerson 1 yard rush (Caleb Ojeda kick)
Oregon	2nd	5:40	Kenyon Sadiq 23 yard pass from Dante Moore (Atticus Sappington kick)
Oregon	2nd	0:21	Jordan Davison 3 yard rush (Atticus Sappington kick)
Oregon	3rd	8:18	Jeremiah McClellan 13 yard pass from Dante Moore (Gage Hurych kick)
Oregon	3rd	1:01	Atticus Sappington 24 yard field goal
Oregon	4th	14:20	Gary Bryant Jr. 49 yard pass from Dante Moore (Gage Hurych kick)
Oregon	4th	5:05	Atticus Sappington 28 yard field goal

TEAM STATS

	OREGON STATE	OREGON
FIRST DOWNS	8	29
RUSHES-YARDS (NET)	26-67	46-280
PASSING YDS (NET)	80	305
Comp-Passes Att-Int	7-22-0	21-31-0
TOTAL OFFENSE PLAYS-YARDS	48-147	77-585
Fumble Returns-Yards	0-0	0-0
Punt Returns-Yards	0-0	6-70
Kickoff Returns-Yards	1-18	0-0
Interception Returns-Yards	0-0	0-0
Punts (Number-Yards)	8-427	2-87
Fumbles-Lost	1-1	1-0
Penalties-Yards	2-10	5-40
Possession Time	23:05	36:55
Third-Down Conversions	4-12	4-10
Fourth-Down Conversions	0-0	1-2
Red-Zone Scores-Chances	1-1	4-4
Sacks By: Number-Yards	1-9	0-0



GAME 5

#6 OREGON (5-0, 2-0).....30
#3 PENN STATE (3-1, 0-1).....24

September 27, 2025 | University Park, Penn.
 Beaver Stadium | Kickoff 7:52 PM ET | Duration: 3:22 | Attendance: 111,015
 TV: BTN > Noah Eagle (PBP), Todd Blackledge (Analyst), Kathryn Tappen (Sideline)

OREGON STATS

PASSING	Comp.	Att.	Yds	TD	Int	Long	Sack
Dante Moore	29	39	248	3	0	29	0

RUSHING	Att.	Gain	Lost	Net	TD	Long	Avg.
Dierre Hill Jr.	10	85	3	82	0	24	8.2
Dante Moore	10	38	3	35	0	9	3.5
Noah Whittington	7	25	0	25	0	7	3.6
Jordan Davison	4	17	0	17	1	8	4.2
Jayden Limar	7	17	0	17	0	5	2.4
Kenyon Sadiq	1	0	0	0	0	0	0.0

RECEIVING	No.	Yds	TD	Long
Dakorien Moore	7	89	0	29
Gary Bryant Jr.	6	55	1	25
Kenyon Sadiq	6	49	0	23
Jayden Limar	3	20	0	7
Dierre Hill Jr.	2	12	1	8
Malik Benson	2	11	0	7
Noah Whittington	2	10	0	7
Jamari Johnson	1	2	1	2

Defense	Solo	Ast	Total	TFL/Yds	Sacks/Yds	FF	FR/Yds	INT	PBU
Bryce Boettcher	4	9	13	0.5-4	0.0-0	0	0-0	0	0
Teitum Tuioti	4	1	5	1.0-2	1.0-2	0	0-0	0	0
Bear Alexander	2	3	5	1.0-2	0.0-0	0	0-0	0	0
A'Mauri Washington	2	3	5	0.5-4	0.0-0	0	0-0	0	1
Matayo Uigalelei	4	0	4	2.0-4	1.0-2	0	0-0	0	1
Dillon Thieneman	3	1	4	0.0-0	0.0-0	0	0-0	1	0
Devon Jackson	2	2	4	0.0-0	0.0-0	0	0-0	0	0
Jadon Canady	2	1	3	0.0-0	0.0-0	0	0-0	0	0
Theran Johnson	2	1	3	0.0-0	0.0-0	0	0-0	0	0
Brandon Finney	1	2	3	0.0-0	0.0-0	0	0-0	0	0
Aaron Flowers	2	0	2	0.0-0	0.0-0	0	0-0	0	1
Sione Laulea	1	1	2	0.0-0	0.0-0	0	0-0	0	0
Blake Purchase	1	1	2	0.0-0	0.0-0	0	0-0	0	0
Jerry Mixon	0	2	2	0.0-0	0.0-0	0	0-0	0	0
Ify Obidegwu	1	0	1	0.0-0	0.0-0	0	0-0	0	0
Terrance Green	1	0	1	0.0-0	0.0-0	0	0-0	0	0
Daylen Austin	0	1	1	0.0-0	0.0-0	0	0-0	0	1
Kingston Lopa	0	1	1	0.0-0	0.0-0	0	0-0	0	0
Tionne Gray	0	1	1	0.0-0	0.0-0	0	0-0	0	0

RETURNS	Punts			Kickoffs		
	No.	Yds	Long	No.	Yds	Long
Gary Bryant Jr.	1	7	7	-	-	-

PUNTING	No.	Yds	Avg.	Long	I20	TB	50+
James Ferguson-Reynolds	2	73	36.5	43	1	0	0

KICKOFFS	No.	Yds	TB	OB	Avg.
Atticus Sappington	4	260	4	0	65.0

FIELD GOALS	Made	Att.	Long	Kicks
Atticus Sappington	1	2	42	47 Missed, 42 Good



No. 6 Oregon outlasted No. 3 Penn State in a double-overtime thriller in front of the largest crowd ever to watch the Ducks play (111,015). UO earned the eighth win over a top-three team in program history and first on the road since 2021. DB **Dillon Thieneman** sealed the win with an interception in the second overtime.

SCORING SUMMARY

	1st	2nd	3rd	4th	OT1	OT2	Final
#6 OREGON	0	3	7	7	7	6	30
#3 PENN STATE	0	3	0	14	7	0	24

	Qtr.	Time	Scoring Play
Penn State	2nd	13:26	Ryan Barker 49 yard field goal
Oregon	2nd	3:42	Atticus Sappington 42 yard field goal
Oregon	3rd	3:16	Dierre Hill Jr. 8 yard pass from Dante Moore (Atticus Sappington kick)
Oregon	4th	12:25	Jordan Davison 8 yard rush (Atticus Sappington kick)
Penn State	4th	10:30	Devonte Ross 35 yard pass from Drew Allar (Ryan Barker kick)
Penn State	4th	0:30	Devonte Ross 7 yard pass from Drew Allar (Ryan Barker kick)
Penn State	OT1	0:00	Kaytron Allen 4 yard rush (Ryan Barker kick)
Oregon	OT1	0:00	Jamari Johnson 2 yard pass from Dante Moore (Atticus Sappington kick)
Oregon	OT2	0:00	Gary Bryant Jr. 25 yard pass from Dante Moore

TEAM STATS

	OREGON	PENN STATE
FIRST DOWNS	20	15
RUSHES-YARDS (NET)	39-176	35-139
PASSING YDS (NET)	248	137
Comp-Passes Att-Int	29-39-0	14-25-1
TOTAL OFFENSE PLAYS-YARDS	78-424	60-276
Fumble Returns-Yards	0-0	0-0
Punt Returns-Yards	1-7	1-1
Kickoff Returns-Yards	0-0	0-0
Interception Returns-Yards	1-0	0-0
Punts (Number-Yards)	2-73	5-224
Fumbles-Lost	1-0	0-0
Penalties-Yards	4-34	2-10
Possession Time	33:52	26:08
Third-Down Conversions	6-18	6-15
Fourth-Down Conversions	5-7	3-3
Red-Zone Scores-Chances	3-3	2-2
Sacks By: Number-Yards	2-4	0-0



GAME 6

#7 INDIANA (6-0, 3-0).....30
#3 OREGON (5-1, 2-1).....20

October 11, 2025 | Eugene, Ore.
Autzen Stadium | Kickoff 12:40 PM PT | Duration: 3:30 | Attendance: 59,625
TV: CBS > Brad Nessler (PBP), Gary Danielson (Analyst), Jenny Dell (Sideline)

OREGON STATS

PASSING	Comp.	Att.	Yds	TD	Int	Long	Sack
Dante Moore	21	34	186	1	2	44	6

RUSHING	Att.	Gain	Lost	Net	TD	Long	Avg.
Jordan Davison	8	59	0	59	0	26	7.4
Noah Whittington	5	27	0	27	0	7	5.4
Jayden Limar	3	17	0	17	0	7	5.7
Dakorien Moore	1	7	0	7	0	7	7.0
Jay Harris	1	1	0	1	0	1	1.0
Dierre Hill Jr.	3	0	3	-3	0	0	-1.0
Dante Moore	9	8	35	-27	0	4	-3.0

RECEIVING	No.	Yds	TD	Long
Dakorien Moore	4	39	0	18
Gary Bryant Jr.	4	37	0	18
Jordan Davison	4	9	0	5
Noah Whittington	3	15	0	6
Kenyon Sadiq	2	21	0	13
Malik Benson	1	44	1	44
Jeremiah McClellan	1	13	0	13
Jayden Limar	1	5	0	5
Jamari Johnson	1	3	0	3

Defense	Solo	Ast	Total	TFL/Yds	Sacks/Yds	FF	FR/Yds	INT	PBU
Bryce Boettcher	5	6	11	0.0-0	0.0-0	0	0-0	0	0
Dillon Thieneman	5	3	8	0.0-0	0.0-0	0	0-0	0	0
Aaron Flowers	5	3	8	0.0-0	0.0-0	0	0-0	0	0
Bear Alexander	4	2	6	2.0-4	0.0-0	0	0-0	0	0
Brandon Finney	4	0	4	0.0-0	0.0-0	0	0-0	1	2
Teitum Tuioti	2	2	4	1.0-4	0.0-0	1	0-0	0	1
Jadon Canady	2	2	4	0.0-0	0.0-0	0	0-0	0	1
A'Mauri Washington	3	0	3	1.0-9	1.0-9	0	0-0	0	0
Devon Jackson	0	3	3	0.0-0	0.0-0	0	0-0	0	0
Blake Purchase	2	0	2	0.0-0	0.0-0	0	0-0	0	0
Jerry Mixon	2	0	2	0.0-0	0.0-0	0	0-0	0	0
Ify Obidegwu	1	0	1	0.0-0	0.0-0	0	0-0	0	1
Sione Laulea	0	1	1	0.0-0	0.0-0	0	0-0	0	0
Matayo Uigalelei	0	1	1	0.0-0	0.0-0	0	0-0	0	0
Tionne Gray	0	1	1	0.0-0	0.0-0	0	0-0	0	0
Theran Johnson	0	1	1	0.0-0	0.0-0	0	0-0	0	1

RETURNS	Punts			Kickoffs		
	No.	Yds	Long	No.	Yds	Long
Gary Bryant Jr.	2	8	7	-	-	-

PUNTING	No.	Yds	Avg.	Long	I20	TB	50+
James Ferguson-Reynolds	4	201	50.2	52	2	0	2

KICKOFFS	No.	Yds	TB	OB	Avg.
Atticus Sappington	5	325	5	0	65.0

FIELD GOALS	Made	Att.	Long	Kicks
Atticus Sappington	2	3	40	40 Good, 36 Missed, 33 Good



Defensive back **Brandon Finney** became the first Oregon true freshman to return an interception for a touchdown since Rashaud Bauman on Oct. 25, 1997, recording his first career interception and running it back 35 yards for a touchdown to tie the game in the fourth quarter.

SCORING SUMMARY

	1st	2nd	3rd	4th	Final
#7 INDIANA	10	3	7	10	30
#3 OREGON	7	3	3	7	20

	Qtr.	Time	Scoring Play
Indiana	1st	9:42	Nicolas Radicic 42 yard field goal
Oregon	1st	5:15	Malik Benson 44 yard pass from Dante Moore (Atticus Sappington kick)
Indiana	1st	0:15	Roman Hemby 3 yard rush (Nicolas Radicic kick)
Oregon	2nd	9:18	Atticus Sappington 40 yard field goal
Indiana	2nd	0:01	Brendan Franke 58 yard field goal
Oregon	3rd	7:10	Atticus Sappington 33 yard field goal
Indiana	3rd	2:16	Roman Hemby 2 yard rush (Nicolas Radicic kick)
Oregon	4th	12:42	Brandon Finney 35 yard interception return (Atticus Sappington kick)
Indiana	4th	6:23	Elijah Sarratt 8 yard pass from Fernando Mendoza (Nicolas Radicic kick)
Indiana	4th	2:06	Nicolas Radicic 22 yard field goal

TEAM STATS

	INDIANA	OREGON
FIRST DOWNS	23	14
RUSHES-YARDS (NET)	37-111	30-81
PASSING YDS (NET)	215	186
Comp-Passes Att-Int	20-31-1	21-34-2
TOTAL OFFENSE PLAYS-YARDS	68-326	64-267
Fumble Returns-Yards	0-0	0-0
Punt Returns-Yards	1-0	2-8
Kickoff Returns-Yards	0-0	0-0
Interception Returns-Yards	2-0	1-35
Punts (Number-Yards)	5-192	4-201
Fumbles-Lost	1-0	0-0
Penalties-Yards	8-45	7-64
Possession Time	33:10	26:50
Third-Down Conversions	5-14	3-14
Fourth-Down Conversions	0-1	3-4
Red-Zone Scores-Chances	5-5	2-3
Sacks By: Number-Yards	6-35	1-9

GAME 7

#8 OREGON (6-1, 3-1).....56
RUTGERS (3-4, 0-4).....10

October 18, 2025 | Piscataway, N.J.
 SHI Stadium | Kickoff 6:40 PM ET | Duration: 3:15 | Attendance: 53,127
 TV: BTN > Guy Haberman (PBP), Jake Butt (Analyst), Brooke Fletcher (Sideline)

OREGON STATS

PASSING	Comp.	Att.	Yds	TD	Int	Long	Sack
Dante Moore	15	20	290	4	1	56	0
Brock Thomas	3	4	45	0	0	35	0

RUSHING	Att.	Gain	Lost	Net	TD	Long	Avg.
Noah Whittington	11	129	4	125	2	68	11.4
Jordan Davison	4	100	0	100	1	67	33.3
Dierre Hill Jr.	5	62	0	62	1	35	12.4
Dante Moore	3	49	0	49	0	35	16.3
Da'Jaun Riggs	5	38	3	35	0	13	7.0
Jay Harris	6	33	0	33	0	12	5.5
Brock Thomas	1	15	0	15	0	15	15.0

RECEIVING	No.	Yds	TD	Long
Kenyon Sadiq	4	80	2	30
Dakorien Moore	2	63	1	34
Jeremiah McClellan	2	51	0	35
Gary Bryant Jr.	2	32	0	24
Noah Whittington	2	9	1	5
Cooper Perry	2	6	0	4
Jamari Johnson	1	56	0	56
Malik Benson	1	21	0	21
Dierre Hill Jr.	1	11	0	11
Jay Harris	1	6	0	6

Defense	Solo	Ast	Total	TFL/Yds	Sacks/Yds	FF	FR/Yds	INT	PBU
Bryce Boettcher	4	3	7	0.0-0	0.0-0	0	0-0	0	0
Devon Jackson	3	2	5	0.0-0	0.0-0	0	0-0	0	0
Aaron Flowers	2	3	5	0.0-0	0.0-0	1	0-0	1	0
Tionne Gray	2	3	5	0.0-0	0.0-0	0	0-0	0	0
Jerry Mixon	1	4	5	1.0-2	0.5-1	0	0-0	0	0
Ashton Porter	1	4	5	0.5-0	0.0-0	0	0-0	0	0
Dylan Williams	1	4	5	1.5-2	0.5-0	0	0-0	0	0
Bear Alexander	3	1	4	1.0-1	0.0-0	0	0-0	0	0
Peyton Woodyard	1	3	4	0.0-0	0.0-0	0	0-0	0	0
Jadon Canady	2	1	3	0.0-0	0.0-0	0	0-0	0	1
Blake Purchase	2	1	3	2.0-7	1.0-4	0	0-0	1	0
Teitum Tuioti	1	2	3	1.5-8	1.0-7	1	0-0	0	0
Brandon Finney	1	1	2	0.0-0	0.0-0	0	0-0	0	1
Dillon Thieneman	0	2	2	0.0-0	0.0-0	0	0-0	0	0
Ify Obidegwu	0	2	2	0.0-0	0.0-0	0	0-0	0	1
Kamar Mothudi	0	2	2	0.0-0	0.0-0	0	0-0	0	0
Zach Grisham	0	2	2	0.0-0	0.0-0	0	0-0	0	0
Elijah Rushing	0	2	2	0.0-0	0.0-0	0	0-0	0	0
Iapani Laloulu	1	0	1	0.0-0	0.0-0	0	0-0	0	0
Theran Johnson	1	0	1	0.0-0	0.0-0	1	0-0	0	2
Matayo Uiagalelei	0	1	1	0.0-0	0.0-0	0	0-0	0	0
Terrance Green	0	1	1	0.5-1	0.0-0	0	0-0	0	0
Nasir Wyatt	0	1	1	0.0-0	0.0-0	0	0-0	0	0
Na'eem Offord	0	1	1	0.0-0	0.0-0	0	0-0	0	0
A'Mauri Washington	0	0	0	0.0-0	0.0-0	0	0-0	0	2
Sione Laulea	0	0	0	0.0-0	0.0-0	0	0-0	0	1

RETURNS	Punts			Kickoffs		
	No.	Yds	Long	No.	Yds	Long
Gary Bryant Jr.	1	0	0	-	-	-
Dakorien Moore	1	0	0	-	-	-

KICKOFFS	No.	Yds	TB	OB	Avg.
Atticus Sappington	6	386	4	0	64.3
Gage Hurych	3	188	1	0	62.7

FIELD GOALS	Made	Att.	Long	Kicks
Gage Hurych	0	1	--	44 Missed



Oregon put together a historic offensive performance at Rutgers with a program-record 12.50 total yards per play while finishing with 750 yards of offense, fourth-most in program history. The UO defense allowed just 2.93 total yards per play, its lowest in a conference road game since 1992.

SCORING SUMMARY

	1st	2nd	3rd	4th	Final
#8 OREGON	14	28	14	0	56
Rutgers	3	0	0	7	10

	Qtr.	Time	Scoring Play
Rutgers	1st	13:18	Jai Patel 51 yard field goal
Oregon	1st	11:52	Noah Whittington 68 yard rush (Atticus Sappington kick)
Oregon	1st	6:25	Kenyon Sadiq 30 yard pass from Dante Moore (Atticus Sappington kick)
Oregon	2nd	14:02	Kenyon Sadiq 21 yard pass from Dante Moore (Atticus Sappington kick)
Oregon	2nd	11:34	Dakorien Moore 34 yard pass from Dante Moore (Gage Hurych kick)
Oregon	2nd	8:54	Noah Whittington 28 yard rush (Atticus Sappington kick)
Oregon	2nd	0:43	Noah Whittington 5 yard pass from Dante Moore (Gage Hurych kick)
Oregon	3rd	11:44	Jordan Davison 20 yard rush (Gage Hurych kick)
Oregon	3rd	3:42	Dierre Hill Jr. 35 yard rush (Gage Hurych kick)
Rutgers	4th	6:40	Ja'shon Benjamin 7 yard rush (Jai Patel kick)

TEAM STATS

	OREGON	RUTGERS
FIRST DOWNS	29	12
RUSHES-YARDS (NET)	37-415	42-123
PASSING YDS (NET)	335	79
Comp-Passes Att-Int	18-24-1	8-27-2
TOTAL OFFENSE PLAYS-YARDS	61-750	69-202
Fumble Returns-Yards	0-0	1-1
Punt Returns-Yards	2-0	0-0
Kickoff Returns-Yards	0-0	1-25
Interception Returns-Yards	2--3	1-0
Punts (Number-Yards)	0-0	7-307
Fumbles-Lost	2-2	2-1
Penalties-Yards	4-50	4-25
Possession Time	27:53	32:07
Third-Down Conversions	8-11	5-18
Fourth-Down Conversions	0-0	3-4
Red-Zone Scores-Chances	2-4	1-1
Sacks By: Number-Yards	3-12	0-0



GAME 8

WISCONSIN (2-6, 0-5).....7
#6 OREGON (7-1, 4-1).....21

October 25, 2025 | Eugene, Ore.
Autzen Stadium | Kickoff 4:10 PM PT | Duration: 4:05 | Attendance: 58,940
TV: FSI > Tim Brando (PBP), Devin Gardner (Analyst), Josh Sims (Sideline)

OREGON STATS

PASSING	Comp.	Att.	Yds	TD	Int	Long	Sack
Dante Moore	9	15	86	0	0	23	2
Brock Thomas	4	4	46	1	0	24	2

RUSHING	Att.	Gain	Lost	Net	TD	Long	Avg.
Jordon Davison	16	102	0	102	2	20	6.4
Noah Whittington	14	103	6	97	0	36	6.9
Dierre Hill Jr.	2	28	0	28	0	27	14.0
Brock Thomas	5	9	11	-2	0	6	-0.4
Malik Benson	1	0	4	-4	0	0	-4.0
Dante Moore	4	6	19	-13	0	5	-3.2

RECEIVING	No.	Yds	TD	Long
Dakorien Moore	3	45	0	24
Jeremiah McClellan	3	40	0	20
Gary Bryant Jr.	2	11	0	7
Jordon Davison	2	6	0	5
Jamari Johnson	1	23	0	23
Kenyon Sadiq	1	6	0	5
Gernorris Wilson	1	1	1	1

Defense	Solo	Ast	Total	TFL/Yds	Sacks/Yds	FF	FR/Yds	INT	PBU
Dillon Thieneman	3	4	7	0.0-0	0.0-0	0	0-0	0	2
Bryce Boettcher	4	2	6	1.0-5	0.0-0	1	0-0	0	2
Aaron Flowers	2	4	6	0.0-0	0.0-0	0	0-0	0	1
Teitum Tuioti	4	1	5	0.5-1	0.0-0	0	0-0	0	0
Bear Alexander	2	3	5	0.5-0	0.0-0	0	0-0	0	0
A'Mauri Washington	3	1	4	0.0-0	0.0-0	0	0-0	0	1
Devon Jackson	2	0	2	0.0-0	0.0-0	0	0-0	0	0
Theran Johnson	2	0	2	0.0-0	0.0-0	1	0-0	0	0
Jerry Mixon	1	1	2	0.0-0	0.0-0	0	0-0	0	0
Ify Obidegwu	1	0	1	0.0-0	0.0-0	0	0-0	0	0
Will Straton	1	0	1	0.0-0	0.0-0	0	0-0	0	0
Jadon Canady	1	0	1	0.0-0	0.0-0	0	0-0	0	0
Matayo Uiagalelei	0	1	1	0.0-0	0.0-0	0	0-0	0	0
Na'eem Offord	0	1	1	0.0-0	0.0-0	0	0-0	0	0
Kingston Lopa	0	1	1	0.0-0	0.0-0	0	0-0	0	0
Zach Grisham	0	1	1	0.0-0	0.0-0	0	0-0	0	0
Daylen Austin	0	0	0	0.0-0	0.0-0	0	0-0	1	0

RETURNS	Punts			Kickoffs		
	No.	Yds	Long	No.	Yds	Long
Gary Bryant Jr.	2	11	6	-	-	-

KICKOFFS	No.	Yds	TB	OB	Avg.
Atticus Sappington	3	176	0	0	58.7

PUNTING	No.	Yds	Avg.	Long	I20	TB	50+
James Ferguson-Reynolds	5	206	41.2	48	3	0	0



RB **Jordon Davison** rushed for more than 100 yards for a second consecutive game and scored two touchdowns to lead Oregon against Wisconsin. QB **Brock Thomas** also threw his first career TD pass, finding OL **Gernorris Wilson** for his second career touchdown reception.

SCORING SUMMARY

	1st	2nd	3rd	4th	Final
WISCONSIN	0	0	0	7	7
#6 OREGON	0	7	7	7	21

	Qtr.	Time	Scoring Play
Oregon	2nd	1:07	Jordon Davison 3 yard rush (Atticus Sappington kick)
Oregon	3rd	12:14	Jordon Davison 20 yard rush (Atticus Sappington kick)
Oregon	4th	14:17	Gernorris Wilson 1 yard pass from Brock Thomas (Atticus Sappington kick)
Wisconsin	7:57	7:57	Lance Mason 2 yard pass from Hunter Simmons (Nathaniel Vakos kick)

TEAM STATS

	WISCONSIN	OREGON
FIRST DOWNS	11	19
RUSHES-YARDS (NET)	29-110	45-203
PASSING YDS (NET)	86	132
Comp-Passes Att-Int	7-21-1	13-19-0
TOTAL OFFENSE PLAYS-YARDS	50-196	64-335
Fumble Returns-Yards	0-0	0-0
Punt Returns-Yards	0-0	2-11
Kickoff Returns-Yards	3-72	0-0
Interception Returns-Yards	0-0	1-0
Punts (Number-Yards)	5-220	5-206
Fumbles-Lost	4-0	0-0
Penalties-Yards	8-67	9-75
Possession Time	25:03	34:57
Third-Down Conversions	3-11	8-15
Fourth-Down Conversions	2-3	0-1
Red-Zone Scores-Chances	1-1	3-4
Sacks By: Number-Yards	4-30	1-1



GAME 9

#9 OREGON (8-1, 5-1).....18
#20 IOWA (6-3, 4-2).....16

November 9, 2025 | Iowa City, Iowa
 Kinnick Stadium | Kickoff 2:42 PM CT | Duration: 3:21 | Attendance: 69,250
 TV: CBS > Brad Nessler (PBP), Gary Danielson (Analyst), Jenny Dell (Sideline)

OREGON STATS

PASSING	Comp.	Att.	Yds	TD	Int	Long	Sack
Dante Moore	13	21	112	0	1	24	0

RUSHING	Att.	Gain	Lost	Net	TD	Long	Avg.
Noah Whittington	17	118	0	118	0	27	6.9
Jordon Davison	8	52	0	52	0	19	6.5
Dante Moore	4	53	7	46	0	49	11.5
Dierre Hill Jr.	7	47	2	45	1	19	6.4

RECEIVING	No.	Yds	TD	Long
Jamari Johnson	4	36	0	21
Malik Benson	2	29	0	24
Jeremiah McClellan	2	14	0	8
Noah Whittington	2	4	0	4
Gary Bryant Jr.	1	22	0	22
Cooper Perry	1	4	0	4
Justius Lowe	1	3	0	3

Defense	Solo	Ast	Total	TFL/Yds	Sacks/Yds	FF	FR/Yds	INT	PBU
Jerry Mixon	9	4	13	0.5-1	0.0-0	0	1-0	0	0
Teitum Tuioti	5	4	9	1.0-8	1.0-8	0	0-0	0	0
Bryce Boettcher	5	3	8	1.0-8	1.0-8	0	0-0	0	0
Dillon Thieneman	5	3	8	0.0-0	0.0-0	0	0-0	0	0
Aaron Flowers	3	1	4	0.0-0	0.0-0	0	0-0	0	0
Brandon Finney	3	1	4	1.0-1	0.0-0	2	0-0	0	0
Bear Alexander	1	2	3	0.0-0	0.0-0	0	1-0	0	0
A'Mauri Washington	0	3	3	0.0-0	0.0-0	0	0-0	0	0
Terrance Green	2	0	2	0.0-0	0.0-0	0	0-0	0	0
Jadon Canady	1	1	2	0.0-0	0.0-0	0	0-0	0	0
Matayo Uiagalelei	0	2	2	0.5-1	0.0-0	0	0-0	0	0
Will Straton	1	0	1	0.0-0	0.0-0	0	0-0	0	0
Tionne Gray	1	0	1	0.0-0	0.0-0	0	0-0	0	0
Theran Johnson	1	0	1	0.0-0	0.0-0	0	0-0	0	0
Jericho Johnson	1	0	1	0.0-0	0.0-0	0	0-0	0	0
Blake Purchase	0	1	1	0.0-0	0.0-0	0	0-0	0	0
Ashton Porter	0	1	1	0.0-0	0.0-0	0	0-0	0	0

RETURNS	Punts			Kickoffs		
	No.	Yds	Long	No.	Yds	Long
Malik Benson	1	6	6	-	-	-
Noah Whittington	-	-	-	1	11	11

KICKOFFS	No.	Yds	TB	OB	Avg.
Atticus Sappington	4	232	2	0	58.0

FIELD GOALS	Made	Att.	Long	Kicks
Atticus Sappington	3	3	46	46 Good, 40 Good, 39 Good

PUNTING	No.	Yds	Avg.	Long	I20	TB	50+
James Ferguson-Reynolds	4	161	40.2	52	1	1	1



The Ducks engineered a 10-play, 54-yard drive in just 1:48 to go down the field and set up a 39-yard, game-winning field goal by K Atticus Sappington to pull out an 18-16 win in a top-20 slugfest at Iowa. Oregon rushed for 261 yards, including a 19-yard touchdown run by RB Dierre Hill Jr.

SCORING SUMMARY

	1st	2nd	3rd	4th	Final
#6 OREGON	2	10	3	3	18
#20 IOWA	0	7	0	9	16

	Qtr.	Time	Scoring Play
Oregon	1st	9:55	Safety
Oregon	2nd	11:46	Dierre Hill Jr. 19 yard rush (Atticus Sappington kick)
Iowa	2nd	5:43	DJ Vonnahme 3 yard pass from Mark Gronowski (Drew Stevens kick)
Oregon	2nd	0:00	Atticus Sappington 46 yard field goal
Oregon	3rd	0:44	Atticus Sappington 40 yard field goal
Iowa	4th	12:39	Drew Stevens 58 yard field goal
Iowa	4th	1:51	Mark Gronowski 3 yard rush (Kaden Wetjen pass from Mark Gronowski failed)
Oregon	4th	0:03	Atticus Sappington 39 yard field goal

TEAM STATS

	OREGON	IOWA
FIRST DOWNS	19	18
RUSHES-YARDS (NET)	36-261	43-101
PASSING YDS (NET)	112	138
Comp-Passes Att-Int	13-21-1	10-18-0
TOTAL OFFENSE PLAYS-YARDS	57-373	61-239
Fumble Returns-Yards	0-0	0-0
Punt Returns-Yards	1-6	0-0
Kickoff Returns-Yards	1-11	2-32
Interception Returns-Yards	0-0	1-0
Punts (Number-Yards)	4-161	3-120
Fumbles-Lost	1-0	2-2
Penalties-Yards	5-57	1-1
Possession Time	26:40	33:20
Third-Down Conversions	3-10	5-13
Fourth-Down Conversions	0-0	3-4
Red-Zone Scores-Chances	2-3	2-3
Sacks By: Number-Yards	2-16	0-0



GAME 10

MINNESOTA (6-4, 4-3)13
#8 OREGON (9-1, 6-1)42

November 14, 2025 | Eugene, Ore.
Autzen Stadium | Kickoff 6:06 PM PT | Duration: 3:38 | Attendance: 58,830
TV: FOX > Jason Benetti (PBP), Robert Griffin III (Analyst), Alexa Landestoy (Sideline)

OREGON STATS

PASSING	Comp.	Att.	Yds	TD	Int	Long	Sack
Dante Moore	27	30	306	2	0	38	1
Brock Thomas	3	3	25	0	0	14	0

RUSHING	Att.	Gain	Lost	Net	TD	Long	Avg.
Noah Whittington	8	72	0	72	1	40	9.0
Jordan Davison	7	60	3	57	2	39	8.1
Dierre Hill Jr.	6	25	3	22	0	8	3.7
Jay Harris	4	20	1	19	1	12	4.8
Dante Moore	4	16	10	6	0	13	1.5
Brock Thomas	1	3	0	3	0	3	3.0

RECEIVING	No.	Yds	TD	Long
Kenyon Sadiq	8	96	1	23
Jamari Johnson	4	57	0	24
Jeremiah McClellan	3	36	1	15
Dierre Hill Jr.	3	22	0	13
Malik Benson	2	51	0	38
Roger Saleapaga	2	25	0	18
Justius Lowe	2	22	0	14
Jordan Davison	2	19	0	14
Noah Whittington	2	10	0	8
Cooper Perry	2	-7	0	4

Defense	Solo	Ast	Total	TFL/Yds	Sacks/Yds	FF	FR/Yds	INT	PBU
Bryce Boettcher	3	3	6	0.0-0	0.0-0	0	0-0	0	0
Jadon Canady	2	3	5	0.0-0	0.0-0	0	0-0	0	0
Dillon Thieneman	3	1	4	0.0-0	0.0-0	0	0-0	0	1
Blake Purchase	2	2	4	0.0-0	0.0-0	0	0-0	0	0
Jerry Mixon	1	3	4	0.0-0	0.0-0	0	0-0	0	1
Ify Obidegwu	1	3	4	0.0-0	0.0-0	0	0-0	0	0
Brandon Finney	3	0	3	1.0-12	1.0-12	0	0-0	0	1
Kingston Lopa	2	1	3	1.0-2	0.0-0	0	0-0	0	0
Teitum Tuoti	2	1	3	1.0-9	1.0-9	0	0-0	0	1
Bear Alexander	1	2	3	1.0-1	0.0-0	0	0-0	0	0
Matayo Uiagalelei	2	0	2	1.0-2	0.0-0	0	0-0	0	1
Aaron Flowers	1	1	2	0.0-0	0.0-0	0	0-0	0	0
Nasir Wyatt	0	2	2	0.0-0	0.0-0	0	0-0	0	0
Brayden Platt	0	2	2	0.0-0	0.0-0	0	0-0	0	0
Peyton Woodyard	0	2	2	0.0-0	0.0-0	0	0-0	0	0
Ashton Porter	0	2	2	0.0-0	0.0-0	0	0-0	0	0
Theran Johnson	1	0	1	0.0-0	0.0-0	0	0-0	0	0
Daylen Austin	1	0	1	0.0-0	0.0-0	0	0-0	0	0
Jericho Johnson	0	1	1	0.0-0	0.0-0	0	0-0	0	0
Zach Grisham	0	1	1	0.0-0	0.0-0	0	0-0	0	0
Gavin Nix	0	1	1	0.0-0	0.0-0	0	0-0	0	0
Solomon Davis	0	1	1	0.0-0	0.0-0	0	0-0	0	0

RETURNS	Punts			Kickoffs		
	No.	Yds	Long	No.	Yds	Long
Brandon Finney	2	18	9	-	-	-

KICKOFFS	No.	Yds	TB	OB	Avg.
Atticus Sappington	4	256	3	0	64.0
Gage Hurych	3	195	3	0	65.0

PUNTING	No.	Yds	Avg.	Long	I20	TB	50+
James Ferguson-Reynolds	2	100	50.0	58	1	1	1



QB Dante Moore made history in a dominant win over Minnesota, completing 27-of-30 passes for a career-high 306 yards and two touchdowns to break the UO single-game record for completion percentage at 90.0.

SCORING SUMMARY

	1st	2nd	3rd	4th	Final
MINNESOTA	0	6	7	0	13
#8 OREGON	14	14	7	7	42

	Qtr.	Time	Scoring Play
Oregon	1st	10:48	Jordan Davison 1 yard rush (Atticus Sappington kick)
Oregon	1st	7:23	Jordan Davison 39 yard rush (Atticus Sappington kick)
Minnesota	2nd	11:39	Brady Denaburg 46 yard field goal
Oregon	2nd	9:31	Noah Whittington 40 yard rush (Atticus Sappington kick)
Minnesota	2nd	2:25	Brady Denaburg 26 yard field goal
Oregon	2nd	0:37	Kenyon Sadiq 3 yard pass from Dante Moore (Gage Hurych kick)
Minnesota	3rd	8:17	Javon Tracy 10 yard pass from Drake Lindsey (Brady Denaburg kick)
Oregon	3rd	2:52	Jeremiah McClellan 13 yard pass from Dante Moore (Atticus Sappington kick)
Oregon	4th	11:09	Jay Harris 12 yard rush (Atticus Sappington kick)

TEAM STATS

	MINNESOTA	OREGON
FIRST DOWNS	13	27
RUSHES-YARDS (NET)	24-62	30-179
PASSING YDS (NET)	138	331
Comp-Passes Att-Int	19-33-0	30-33-0
TOTAL OFFENSE PLAYS-YARDS	57-200	63-510
Fumble Returns-Yards	0-0	0-0
Punt Returns-Yards	0-0	1-18
Kickoff Returns-Yards	1-16	0-0
Interception Returns-Yards	0-0	0-0
Punts (Number-Yards)	6-272	2-100
Fumbles-Lost	0-0	2-1
Penalties-Yards	5-25	4-35
Possession Time	30:24	29:36
Third-Down Conversions	7-16	6-9
Fourth-Down Conversions	1-1	0-0
Red-Zone Scores-Chances	2-2	4-4
Sacks By: Number-Yards	1-10	2-21

GAME 11

#15 USC (8-3, 6-2)..... 27
 #7 OREGON (10-1, 7-1)..... 42

November 22, 2025 | Eugene, Ore.
 Autzen Stadium | Kickoff 12:45 PM PT | Duration: 4:26 | Attendance: 59,588
 TV: CBS > Brad Nessler (PBP), Gary Danielson (Analyst), Jenny Dell (Sideline)

OREGON STATS

PASSING	Comp.	Att.	Yds	TD	Int	Long	Sack
Dante Moore	22	30	257	2	1	30	0

RUSHING	Att.	Gain	Lost	Net	TD	Long	Avg.
Noah Whittington	19	104	0	104	1	17	5.5
Jordon Davison	13	54	4	50	1	11	3.8
Dierre Hill Jr.	4	28	0	28	0	11	7.0
Bryce Boettcher	1	1	0	1	1	1	1.0
Roger Saleapaga	1	0	0	0	0	0	0.0
Dante Moore	2	9	12	-3	0	9	-1.5

RECEIVING	No.	Yds	TD	Long
Kenyon Sadiq	6	72	2	28
Malik Benson	4	67	0	30
Noah Whittington	4	22	0	8
Jeremiah McClellan	3	53	0	23
Jamari Johnson	3	34	0	15
Dierre Hill Jr.	2	9	0	5

Defense	Solo	Ast	Total	TFL/Yds	Sacks/Yds	FF	FR/Yds	INT	PBU
Bryce Boettcher	4	9	13	1.0-3	0.0-0	0	0-0	0	0
Dillon Thieneman	2	6	8	0.5-1	0.0-0	0	0-0	0	0
Matayo Uigalelei	2	5	7	2.0-10	1.0-9	1	0-0	0	0
Jadon Canady	1	5	6	0.0-0	0.0-0	0	0-0	1	1
Jerry Mixon	1	4	5	0.5-1	0.0-0	0	0-0	0	0
Teitum Tuioti	1	4	5	1.0-5	0.0-0	0	0-0	0	0
Aaron Flowers	2	2	4	0.0-0	0.0-0	0	0-0	0	0
Bear Alexander	2	2	4	0.0-0	0.0-0	0	0-0	0	1
A'Mauri Washington	0	4	4	0.5-1	0.0-0	0	0-0	0	1
Brandon Finney	3	0	3	0.0-0	0.0-0	0	0-0	0	1
Ify Obidegwu	1	2	3	0.5-0	0.0-0	0	0-0	1	0
Devon Jackson	0	3	3	0.0-0	0.0-0	0	0-0	0	0
Nasir Wyatt	2	0	2	0.0-0	0.0-0	0	0-0	0	0
Theran Johnson	1	1	2	0.0-0	0.0-0	0	0-0	0	0
Roger Saleapaga	1	0	1	0.0-0	0.0-0	0	0-0	0	0
Blake Purchase	0	1	1	0.0-0	0.0-0	0	0-0	0	1
Daylen Austin	0	1	1	0.0-0	0.0-0	0	0-0	0	0
Terrance Green	0	1	1	0.0-0	0.0-0	0	0-0	0	0

RETURNS	Punts			Kickoffs		
	No.	Yds	Long	No.	Yds	Long
Malik Benson	1	85	86	-	-	-
Noah Whittington	-	-	-	1	21	21

KICKOFFS	No.	Yds	TB	OB	Avg.
Atticus Sappington	6	370	3	0	61.7
Gage Hurych	1	65	65.0	1	0

PUNTING	No.	Yds	Avg.	Long	I20	TB	50+
James Ferguson-Reynolds	3	114	38.0	45	1	1	0



A Eugene native playing potentially his final game in Autzen Stadium, ILB **Bryce Boettcher** shined on Senior Day with a career high-tying 13 tackles while also scoring his first collegiate touchdown on a 1-yard rush late in the first half.

SCORING SUMMARY

	1st	2nd	3rd	4th	Final
#15 USC	7	7	7	6	27
#7 OREGON	14	14	7	7	42

	Qtr.	Time	Scoring Play
USC	1st	9:54	Makai Lemon 8 yard pass from Jayden Maiava (Ryon Sayeri kick)
Oregon	1st	7:05	Jordon Davison 11 yard rush (Atticus Sappington kick)
Oregon	1st	1:31	Kenyon Sadiq 8 yard pass from Dante Moore (Atticus Sappington kick)
USC	2nd	14:52	Tanook Hines 24 yard pass from Makai Lemon (Ryon Sayeri kick)
Oregon	2nd	9:58	Malik Benson 85 yard punt return (Atticus Sappington kick)
Oregon	2nd	1:52	Bryce Boettcher 1 yard rush (Atticus Sappington kick)
USC	3rd	5:48	Makai Lemon 4 yard pass from Jayden Maiava (Ryon Sayeri kick)
Oregon	3rd	2:13	Kenyon Sadiq 28 yard pass from Dante Moore (Atticus Sappington kick)
USC	4th	11:23	Lake McRee 9 yard pass from Jayden Maiava (Walker Lyons pass from Jayden Maiava failed)
Oregon	4th	5:30	Noah Whittington 9 yard rush (Atticus Sappington kick)

TEAM STATS

	USC	OREGON
FIRST DOWNS	23	26
RUSHES-YARDS (NET)	28-52	41-179
PASSING YDS (NET)	330	257
Comp-Passes Att-Int	26-44-2	22-30-1
TOTAL OFFENSE PLAYS-YARDS	72-382	71-436
Fumble Returns-Yards	0-0	0-0
Punt Returns-Yards	1-4	1-85
Kickoff Returns-Yards	1-0	1-21
Interception Returns-Yards	0-0	0-0
Punts (Number-Yards)	3-135	3-114
Fumbles-Lost	2-0	1-0
Penalties-Yards	8-103	11-130
Possession Time	26:56	33:04
Third-Down Conversions	7-15	7-12
Fourth-Down Conversions	2-4	0-1
Red-Zone Scores-Chances	3-4	4-4
Sacks By: Number-Yards	0-0	1-9



GAME 12

#6 OREGON (11-1, 8-1) 26
WASHINGTON (8-4, 5-4) 14

November 29, 2025 | Seattle, Wash.
Husky Stadium | Kickoff 12:41 PM PT | Duration: 3:24 | Attendance: 72,376
TV: CBS > Brad Nessler (PBP), Gary Danielson (Analyst), Jenny Dell (Sideline)

OREGON STATS

PASSING	Comp.	Att.	Yds	TD	Int	Long	Sack
Dante Moore	20	29	286	1	0	64	2

RUSHING	Att.	Gain	Lost	Net	TD	Long	Avg.
Noah Whittington	17	59	12	47	0	17	2.8
Dierre Hill Jr.	6	30	1	29	0	9	4.8
Jordan Davison	9	24	0	24	0	5	2.7
Dante Moore	7	20	9	11	1	6	1.6

RECEIVING	No.	Yds	TD	Long
Malik Benson	5	102	1	64
Kenyon Sadiq	4	11	0	5
Jeremiah McClellan	2	78	0	41
Jamari Johnson	3	60	0	31
Dierre Hill Jr.	2	15	0	9
Jordan Davison	2	14	0	11
Noah Whittington	1	6	0	6

Defense	Solo	Ast	Total	TFL/Yds	Sacks/Yds	FF	FR/Yds	INT	PBU
Bryce Boettcher	5	5	10	0.0-0	0.0-0	0	0-0	0	0
Dillon Thieneman	4	3	7	1.0-2	1.0-2	0	0-0	1	0
Aaron Flowers	2	3	5	0.5-2	0.0-0	0	0-0	0	0
Teitum Tuioti	1	4	5	2.0-11	1.5-9	0	0-0	0	1
Brandon Finney	2	2	4	0.5-1	0.0-0	0	0-0	0	0
Blake Purchase	1	3	4	0.5-1	0.0-0	0	0-0	0	0
Matayo Uiagalelei	2	1	3	0.0-0	0.0-0	0	0-0	0	0
Theran Johnson	2	1	3	0.0-0	0.0-0	0	0-0	0	0
Jadon Canady	2	0	2	0.0-0	0.0-0	0	0-0	0	1
Jerry Mixon	2	0	2	0.0-0	0.0-0	0	0-0	0	0
Daylen Austin	1	1	2	0.0-0	0.0-0	0	0-0	0	0
Bear Alexander	1	1	2	0.0-0	0.0-0	0	0-0	0	0
Ashton Porter	1	1	2	0.0-0	0.0-0	0	0-0	0	0
Devon Jackson	1	1	2	0.0-0	0.0-0	0	0-0	0	0
A'Mauri Washington	1	1	2	0.5-1	0.5-1	0	0-0	0	0
Nasir Wyatt	1	0	1	1.0-7	1.0-7	0	0-0	0	0
Jericho Johnson	1	0	1	0.0-0	0.0-0	0	0-0	0	0
Ify Obidegwu	1	0	1	0.0-0	0.0-0	0	0-0	0	0
Tionne Gray	0	1	1	0.0-0	0.0-0	0	0-0	0	0

RETURNS	Punts			Kickoffs		
	No.	Yds	Long	No.	Yds	Long
Malik Benson	1	0	0	-	-	-
Noah Whittington	-	-	-	1	21	21

KICKOFFS	No.	Yds	TB	OB	Avg.
Atticus Sappington	3	183	1	0	61.0
Gage Hurych	4	250	1	0	62.5

FIELD GOALS	Made	Att.	Long	Kicks
Atticus Sappington	4	4	51	46 Good, 32 Good, 37 Good, 51 Good

PUNTING	No.	Yds	Avg.	Long	I20	TB	50+
James Ferguson-Reynolds	3	130	43.3	48	1	0	0



Senior WR **Malik Benson** helped Oregon break away from Washington and secure a berth in the College Football Playoff with a 64-yard touchdown reception from QB **Dante Moore** in the fourth quarter. Benson finished with a career-high 102 yards, his first career 100-yard receiving game.

SCORING SUMMARY

	1st	2nd	3rd	4th	Final
#6 OREGON	3	10	6	7	26
WASHINGTON	0	7	0	7	14

	Qtr.	Time	Scoring Play
Oregon	1st	11:12	Atticus Sappington 46 yard field goal
Oregon	2nd	10:54	Dante Moore 1 yard rush (Atticus Sappington kick)
Oregon	2nd	3:18	Atticus Sappington 32 yard field goal
Washington	2nd	0:10	Denzel Boston 3 yard pass from Demond Williams Jr. (Grady Gross kick)
Oregon	3rd	9:07	Atticus Sappington 37 yard field goal
Oregon	3rd	2:34	Atticus Sappington 51 yard field goal
Washington	4th	8:54	Denzel Boston 13 yard pass from Demond Williams Jr. (Grady Gross kick)
Oregon	4th	7:55	Malik Benson 64 yard pass from Dante Moore (Atticus Sappington kick)

TEAM STATS

	OREGON	WASHINGTON
FIRST DOWNS	17	18
RUSHES-YARDS (NET)	42-106	33-154
PASSING YDS (NET)	286	129
Comp-Passes Att-Int	20-29-0	15-30-2
TOTAL OFFENSE PLAYS-YARDS	71-392	63-283
Fumble Returns-Yards	0-0	0-0
Punt Returns-Yards	1-0	1-1
Kickoff Returns-Yards	1-21	1-36
Interception Returns-Yards	2-0	0-0
Punts (Number-Yards)	3-130	6-243
Fumbles-Lost	0-0	0-0
Penalties-Yards	5-58	4-39
Possession Time	34:58	25:02
Third-Down Conversions	6-16	5-13
Fourth-Down Conversions	2-3	1-2
Red-Zone Scores-Chances	3-4	2-2
Sacks By: Number-Yards	4-19	2-9



GAME 13

#24 JAMES MADISON (12-2) 34
 #5 OREGON (12-1) 51

December 20, 2025 | Eugene, Ore. | CFP First Round
 Autzen Stadium | Kickoff 4:40 PM PT | Duration: 3:53 | Attendance: 55,124
 TV: TNT > Bob Wischusen (PBP), Louis Riddick (Analyst), Kris Budden and Stormy Buonantony (Sideline)

OREGON STATS

PASSING	Comp.	Att.	Yds	TD	Int	Long	Sack
Dante Moore	19	27	313	4	2	46	0

RUSHING	Att.	Gain	Lost	Net	TD	Long	Avg.
Jordan Davison	10	90	0	90	0	30	9.0
Dierre Hill Jr.	6	76	0	76	1	56	12.7
Noah Whittington	4	24	0	24	0	9	6.0
Jayden Limar	1	10	0	10	0	10	10.0
Dante Moore	1	5	0	5	1	5	5.0
Jay Harris	1	1	0	1	0	1	1.0

RECEIVING	No.	Yds	TD	Long
Jeremiah McClellan	6	83	1	22
Malik Benson	5	119	2	46
Kenyon Sadiq	2	19	0	16
Jayden Limar	2	-6	0	0
Jamari Johnson	1	41	1	41
Dierre Hill Jr.	1	40	0	40
Noah Whittington	1	12	0	12
Dakorien Moore	1	5	0	5


Defense	Solo	Ast	Total	TFL/Yds	Sacks/Yds	FF	FR/Yds	INT	PBU
Bryce Boettcher	3	6	9	0.5-0	0.0-0	0	0-0	0	1
Aaron Flowers	6	1	7	0.0-0	0.0-0	0	0-0	0	0
Dillon Thieneman	2	5	7	1.0-2	0.0-0	0	0-0	0	1
Devon Jackson	3	3	6	0.0-0	0.0-0	0	0-0	0	0
Brandon Finney	2	3	5	0.5-0	0.0-0	0	0-0	0	0
Na'eem Offord	2	2	4	0.0-0	0.0-0	0	0-0	0	0
Bear Alexander	2	2	4	0.5-2	0.5-2	0	0-0	0	0
Jerry Mixon	1	3	4	0.0-0	0.0-0	0	0-0	0	1
Teitum Tuioi	0	3	3	0.5-1	0.5-1	0	0-0	0	2
Ify Obidegwu	1	1	2	0.0-0	0.0-0	0	0-0	0	1
Tionne Gray	1	1	2	0.5-1	0.0-0	0	0-0	0	0
Peyton Woodyard	1	1	2	0.0-0	0.0-0	0	0-0	0	0
Matayo Uiagalelei	1	1	2	0.0-0	0.0-0	0	0-0	0	0
A'Mauri Washington	0	2	2	0.5-1	0.0-0	0	0-0	0	1
Gavin Nix	0	2	2	0.0-0	0.0-0	0	0-0	0	0
Theran Johnson	1	0	1	0.0-0	0.0-0	0	0-0	0	0
Jayden Limar	1	0	1	0.0-0	0.0-0	0	0-0	0	0
Jay Harris	1	0	1	0.0-0	0.0-0	0	0-0	0	0
Ashton Porter	1	0	1	1.0-4	1.0-4	0	0-0	0	0
Jadon Canady	1	0	1	0.0-0	0.0-0	0	0-0	0	1
Terrance Green	0	1	1	0.0-0	0.0-0	0	0-0	0	0
Nasir Wyatt	0	1	1	0.0-0	0.0-0	0	0-0	0	0
Dylan Williams	0	1	1	0.0-0	0.0-0	0	0-0	0	1
Matthew Johnson	0	1	1	0.0-0	0.0-0	0	0-0	0	0
Kingston Lopa	0	1	1	0.0-0	0.0-0	0	0-0	0	1
Blake Purchase	0	1	1	0.0-0	0.0-0	0	0-0	0	0
Jericho Johnson	0	0	0	0.0-0	0.0-0	0	0-0	0	1

RETURNS	Punts			Kickoffs		
	No.	Yds	Long	No.	Yds	Long
Malik Benson	2	18	9	-	-	-
Blake Purchase	1	15	15	-	-	-
Jayden Limar	0	15	15	-	-	-
Noah Whittington	-	-	-	1	32	32
Roger Saleapaga	-	-	-	1	11	11

KICKOFFS	No.	Yds	TB	OB	Avg.
Atticus Sappington	9	584	5	0	64.9

FIELD GOALS	Made	Att.	Long	Kicks
Atticus Sappington	1	1	48	48 Good

PUNTING	No.	Yds	Avg.	Long	I20	TB	50+
James Ferguson-Reynolds	2	80	40.0	40	1	0	0



Oregon advanced to the CFP Quarterfinals for the second year in a row with a 51-34 win over James Madison in the first-ever playoff game at Autzen Stadium. The Ducks became the first CFP team to score TDs on each of their first five drives by five different players.

SCORING SUMMARY

	1st	2nd	3rd	4th	Final
#24 JAMES MADISON	3	3	14	14	34
#5 OREGON	13	21	14	3	51

	Qtr.	Time	Scoring Play
Oregon	1st	13:17	Jamari Johnson 41 yard pass from Dante Moore (Roger Saleapaga rush failed)
James Madison	1st	5:14	Morgan Suarez 30 yard field goal
Oregon	1st	2:37	Dante Moore 5 yard rush (Atticus Sappington kick)
Oregon	2nd	11:33	Dierre Hill Jr. 56 yard rush (Atticus Sappington kick)
Oregon	2nd	9:18	Jeremiah McClellan 20 yard pass from Dante Moore (Atticus Sappington kick)
Oregon	2nd	4:22	Malik Benson 46 yard pass from Dante Moore (Atticus Sappington kick)
James Madison	2nd	0:06	Morgan Suarez 38 yard field goal
James Madison	3rd	12:08	Nick DeGennaro 47 yard pass from Alonza Barnett III (Morgan Suarez kick)
Oregon	3rd	10:24	Malik Benson 45 yard pass from Dante Moore (Gage Hurych kick)
Oregon	3rd	7:05	Jayden Limar 15 yard blocked punt return (Gage Hurych kick)
James Madison	3rd	1:15	George Pettaway 24 yard pass from Alonza Barnett III (Morgan Suarez kick)
James Madison	4th	10:26	Lacota Dippre 2 yard rush (Isaiah Alston pass from Alonza Barnett III failed)
Oregon	4th	4:22	Atticus Sappington 48 yard field goal
James Madison	4th	1:05	Alonza Barnett III 1 yard rush (Nick DeGennaro pass from Alonza Barnett III)

TEAM STATS

	JAMES MADISON	OREGON
FIRST DOWNS	22	23
RUSHES-YARDS (NET)	35-186	26-201
PASSING YDS (NET)	323	313
Comp-Passes Att-Int	24-49-0	19-27-2
TOTAL OFFENSE PLAYS-YARDS	84-509	53-514
Fumble Returns-Yards	0-0	0-0
Punt Returns-Yards	0-0	3-48
Kickoff Returns-Yards	2-44	2-43
Interception Returns-Yards	2-68	0-0
Punts (Number-Yards)	6-219	2-80
Fumbles-Lost	0-0	0-0
Penalties-Yards	13-113	5-71
Possession Time	35:50	24:10
Third-Down Conversions	9-22	3-7
Fourth-Down Conversions	4-4	0-0
Red-Zone Scores-Chances	5-6	3-4
Sacks By: Number-Yards	0-0	2-7



GAME 14

#5 OREGON (13-1) 23
#4 TEXAS TECH (12-2) 0

January 1, 2026 | Miami Gardens, Fla. | CFP Quarterfinal at the Capital One Orange Bowl
 Hard Rock Stadium | Kickoff 12:11 PM ET | Duration: 3:27 | Attendance: 65,021
 TV: ESPN > Joe Tessitore (PBP), Jesse Palmer (Analyst), Katie George and Stormy Buonantony (Sideline)

OREGON STATS

PASSING	Comp.	Att.	Yds	TD	Int	Long	Sack
Dante Moore	26	33	234	0	1	27	2
James Ferguson-Reynolds	1	1	11	0	0	11	0

RUSHING	Att.	Gain	Lost	Net	TD	Long	Avg.
Jordan Davison	15	45	3	42	2	7	2.8
Noah Whittington	13	34	3	31	0	9	2.4
Dierre Hill Jr.	5	15	2	13	0	6	2.6
Jayden Limar	3	3	0	3	0	2	1.0
Dante Moore	10	21	33	-12	0	8	-1.2

RECEIVING	No.	Yds	TD	Long
Malik Benson	5	51	0	24
Jamari Johnson	4	66	0	26
Kenyon Sadiq	4	22	0	11
Dakorien Moore	3	21	0	13
Dierre Hill Jr.	3	3	0	4
Jeremiah McClellan	2	13	0	11
Noah Whittington	2	10	0	6
Jayden Limar	1	27	0	27
Jordan Davison	1	14	0	14
Teitum Tuioti	1	11	0	11
Gary Bryant Jr.	1	7	0	7

Defense	Solo	Ast	Total	TFL/Yds	Sacks/Yds	FF	FR/Yds	INT	PBU
Bryce Boettcher	6	6	12	0.0-0	0.0-0	1	0-0	0	0
Dillon Thieneman	6	6	12	1.0-1	0.0-0	0	0-0	0	0
Teitum Tuioti	6	0	6	2.0-22	2.0-22	0	0-0	0	0
Brandon Finney	4	2	6	0.0-0	0.0-0	0	1-0	2	0
Jerry Mixon	4	0	4	1.0-1	0.0-0	0	0-0	0	2
Devon Jackson	1	3	4	0.0-0	0.0-0	0	0-0	0	0
Aaron Flowers	3	0	3	0.0-0	0.0-0	0	0-0	0	1
Blake Purchase	2	0	2	1.0-8	1.0-8	0	0-0	0	0
Jadon Canady	1	1	2	1.0-1	0.0-0	0	0-0	0	0
Matayo Uiagalelei	1	1	2	1.0-9	1.0-9	1	2-16	0	0
Will Straton	1	0	1	0.0-0	0.0-0	0	0-0	0	0
Bear Alexander	0	1	1	0.0-0	0.0-0	0	0-0	0	0
Theran Johnson	0	1	1	0.0-0	0.0-0	0	0-0	0	0
Jamari Johnson	0	1	1	0.0-0	0.0-0	0	0-0	0	0
Iapani Laloulu	0	1	1	0.0-0	0.0-0	0	0-0	0	0
Terrance Green	0	1	1	0.0-0	0.0-0	0	0-0	0	0
A'Mauri Washington	0	0	0	0.0-0	0.0-0	0	0-0	0	1

RETURNS	Punts			Kickoffs		
	No.	Yds	Long	No.	Yds	Long
Malik Benson	1	28	28	-	-	-

KICKOFFS	No.	Yds	TB	OB	Avg.
Atticus Sappington	6	390	4	0	65.0

FIELD GOALS	Made	Att.	Long	Kicks
Atticus Sappington	3	4	50	50 Good, 39 Good, 43 Good, 36 Missed

PUNTING	No.	Yds	Avg.	Long	I20	TB	50+
James Ferguson-Reynolds	2	72	36.0	39	1	0	0



Oregon won the CFP Quarterfinal at the Orange Bowl to advance to the CFP Semifinal at the Peach Bowl behind a dominant defensive effort, recording a shutout in a bowl or playoff game for the first time since the program made its bowl debut in the 1917 Rose Bowl.

SCORING SUMMARY

	1st	2nd	3rd	4th	Final
#5 OREGON	3	3	7	10	23
#4 TEXAS TECH	0	0	0	0	0

	Qtr.	Time	Scoring Play
Oregon	1st	10:41	Atticus Sappington 50 yard field goal
Oregon	2nd	1:33	Atticus Sappington 36 yard field goal
Oregon	3rd	11:20	Jordan Davison 6 yard rush (Atticus Sappington kick)
Oregon	4th	7:53	Atticus Sappington 43 yard field goal
Oregon	4th	0:16	Jordan Davison 1 yard rush (Atticus Sappington kick)

TEAM STATS

	OREGON	TEXAS TECH
FIRST DOWNS	15	10
RUSHES-YARDS (NET)	47-64	30-78
PASSING YDS (NET)	254	137
Comp-Passes Att-Int	27-34-1	18-32-2
TOTAL OFFENSE PLAYS-YARDS	81-309	62-215
Fumble Returns-Yards	1-16	0-0
Punt Returns-Yards	1-28	0-0
Kickoff Returns-Yards	0-0	2-35
Interception Returns-Yards	2-2	1-8
Punts (Number-Yards)	2-72	4-178
Fumbles-Lost	3-0	2-2
Penalties-Yards	3-25	6-361
Possession Time	38:00	22:00
Third-Down Conversions	4-19	6-16
Fourth-Down Conversions	4-8	0-3
Red-Zone Scores-Chances	4-6	0-1
Sacks By: Number-Yards	4-39	2-22



MEDIA SCHEDULE: CFP SEMIFINAL AT THE CHICK-FIL-A PEACH BOWL

4 SUN.	5 MON.	6 TUE.	7 WED.	8 THUR.	9 FRI.	10 SAT.
NO MEDIA	- Select Defensive SAs Approx. 11:00 AM PT (Subject to change) HDC Media Room + Zoom Option	- Select Defensive SAs Approx. 11:15 AM PT (Subject to change) HDC Media Room + Zoom Option	Peach Bowl Media Day - DC Tosh Lupoi - OC Will Stein - Select SAs Approx. 8:45 PM ET Mercedes-Benz Stadium	Peach Bowl Head Coach Press Conference - HC Dan Lanning 9:30 AM ET CFB Hall of Fame	CFP Semifinal Peach Bowl #5 Oregon vs. #1 Indiana Kickoff - 4:30 PM PT TV: ESPN Postgame - HC Dan Lanning - Select SAs	NO MEDIA

OREGON COMMUNICATIONS

NATE KRUEGER (Primary FB Contact)
Assistant Athletic Director - Communications
 Cell.....253-569-9468
 Email.....nkrueger@uoregon.edu

TODD MILES (Secondary FB Contact)
Associate Director, Athletic Communications
 Cell.....541-321-3427
 Email.....miles@uoregon.edu

GREG WALKER (FB Credential Contact)
Associate Director, Athletic Communications
 Cell.....541-954-8775
 Email.....gswalker@uoregon.edu
 Credentials.....www.GoDucks.com/FootballCredentials

KATE COONEY
Athletic Communications Assistant
 Cell.....805-755-9958
 Email.....kcooney@uoregon.edu



collegepressbox is the official media website for Division I football. Access and download game notes, quotes, statistics, media guides, headshots, logos and more for all FBS schools, conferences, postseason games, awards and the College Football Playoff. For access, please register for an account at collegepressbox.com/register.

OREGON COACHES SHOW

The Oregon Football Coaches Show is live from the Casanova Center on Wednesday nights at 7:05 p.m. throughout the season. The show is hosted by the Voice of the Ducks Jerry Allen, color analyst Mike Jorgensen and sideline reporter Joey McMurry. Watch the show via Facebook.com/OregonFootball or listen live via the Oregon Sports Network.

Astoria.....	KKOR.....	1230AM/106.3FM
Baker City.....	KKBC.....	95.3FM
Bend.....	KBND.....	1110AM/105.9FM
Burns.....	KYOT.....	1230AM/99.1FM
Coos Bay.....	KWRO.....	630AM
Eugene.....	KUJZ.....	95.3FM*
Grants Pass.....	KAJO.....	1270AM
Hood River (Thursday).....	KIHR.....	1340 AM/98.3 FM
Klamath Falls.....	KRJW.....	1240AM
La Grande.....	KRJT.....	105.9FM
Lakeview.....	KORV.....	93.5FM
Lincoln City.....	KBCH.....	1400AM
Medford.....	KCMX.....	880AM
Newport.....	KNCU.....	92.7FM
Pendleton.....	KTIX.....	1240AM
Portland.....	THE FAN.....	105.1 FM*
Roseburg.....	KQEN.....	1240AM
Salem.....	KYKN.....	1430AM
Waldport.....	KWDP.....	820AM

- GoDucks Gameday App or GoDucks.com/LiveAudio
 - TuneIn Radio App or TuneIn.com/Ducks
 * - Flagship Stations

RADIO AFFILIATES

Astoria.....	KKOR.....	1230AM/106.3FM
Baker City.....	KKBC.....	95.3FM
Bend.....	KBND.....	1110AM/105.9FM
Coos Bay.....	KWRO.....	630AM/101.1FM
Eugene.....	KUGN.....	590AM*
Eugene.....	KUJZ.....	95.3FM*
Florence.....	KCST.....	106.9FM
Grants Pass.....	KAJO.....	1270AM
Hood River.....	KIHR.....	1340AM/98.3FM
John Day.....	KHKO.....	102.9FM
Klamath Falls.....	KRJW.....	1240AM
La Grande.....	KRJT.....	105.9FM
Lakeview.....	KORV.....	93.5FM
Lebanon.....	KGAL.....	1580AM
Lincoln City.....	KBCH.....	1400AM
Medford.....	KCMX.....	880AM
Newport.....	KNCU.....	92.7FM
Pendleton.....	KTIX.....	1240AM
Portland.....	THE FAN.....	105.1 FM*
Roseburg.....	KQEN.....	1240AM
Salem.....	KYKN.....	1430AM
Tillamook.....	KTIL.....	95.9FM
Waldport.....	KWDP.....	820AM

- GoDucks Gameday App or GoDucks.com/LiveAudio
 - TuneIn Radio App or TuneIn.com/Ducks
 * - Flagship Stations



GAME RESULTS



2025-26 Oregon Football
Game Results
All games

Team Results

	Date	Opponent		Score	Overall	Conf	Time	Attend
	08/30/2025	Montana St.	W	59-13	1-0	0-0	3:01	57257
	09/06/2025	Oklahoma St.	W	69-3	2-0	0-0	3:27	57266
*	09/13/2025	at Northwestern	W	34-14	3-0	1-0	3:01	12023
	09/20/2025	Oregon St.	W	41-7	4-0	1-0	3:06	58571
*	09/27/2025	at Penn St.	Wot2	30-24	5-0	2-0	3:22	111015
*	10/11/2025	Indiana	L	20-30	5-1	2-1	3:31	59625
*	10/18/2025	at Rutgers	W	56-10	6-1	3-1	3:16	53127
*	10/25/2025	Wisconsin	W	21-7	7-1	4-1	4:06	58940
*	11/08/2025	at Iowa	W	18-16	8-1	5-1	3:21	69250
*	11/14/2025	Minnesota	W	42-13	9-1	6-1	3:38	58830
*	11/22/2025	Southern California	W	42-27	10-1	7-1	4:27	59588
*	11/29/2025	at Washington	W	26-14	11-1	8-1	3:24	72376
	12/20/2025	James Madison	W	51-34	12-1	8-1	3:53	55124
	01/01/2026	vs Texas Tech	W	23-0	13-1	8-1	3:28	65021

TEAM STATS

**2025-26 Oregon Football
Overall Team Statistics
All games**

 Page 1/2
as of Jan 04, 2026

Team Statistics

	OREGON	OPP
Scoring	532	212
Points per game	38.0	15.1
Points Off Turnovers	75	33
First Downs	312	215
Rushing	140	94
Passing	150	101
Penalty	22	20
Rushing Yardage	2886	1551
Yards gained rushing	3145	1897
Yards lost rushing	259	346
Rushing attempts	525	468
Average per rush	5.5	3.3
Average per game	206.1	110.8
TDs Rushing	34	11
Passing Yardage	3519	2192
Comp-Att-Int	289-397-9	209-404-15
Average per pass	8.9	5.4
Average per catch	12.2	10.5
Average per game	251.4	156.6
TDs Passing	29	14
Total offense	6405	3743
Total plays	922	872
Average per play	6.9	4.3
Average per game	457.5	267.4
Kick returns: #-Yards	9-187	20-401
Punt returns: #-Yards	27-324	4-4
Int returns: #-Yards	15-156	9-86
Kick return average	20.8	20.1
Punt return average	12.0	1.0
Int return average	10.4	9.6
Fumbles-Lost	13-3	18-6
Penalties-Yards	71-703	80-599
Average per game	50.2	42.8
Punts-Yards	33-1374	76-3288
Average per punt	41.6	43.3
Net punt average	39.7	37.6
Kickoffs-Yards	97-6174	50-3118
Average per kick	63.6	62.4
Net kick average	40.3	39.4
Time of possession / game	30:57	29:03
3rd-down conversion	79/173	72/204
3rd-down pct	46%	35%
4th-down conversion	18/30	23/36
4th-down pct	60%	64%
Sacks by-Yards	29-181	16-115
Misc Yards	0	0
Touchdowns scored	68	25
Field goals - attempts	19-24	13-16
On-Side kicks	1-1	0-2
Red-zone scores	(50-59) 85%	(27-31) 87%
Red-zone touchdowns	(38-59) 64%	(21-31) 68%
PAT-attempts	(65-65) 100%	(21-21) 100%
2-point conversion-attempts	(0-3) 0%	(1-4) 25%
Attendance	465201	317791
Games / Avg per game	8/58150	5/63558
Neutral site games	-	1/65021

Score by Periods

Team	1st	2nd	3rd	4th	OT	TOT
Oregon	121	179	141	78	13	532
Opponents	30	42	38	95	7	212



INDIVIDUAL STATS

2025-26 Oregon Football
Individual Statistics
All gamesPage 1/4
as of Jan 04, 2026

Rushing

Player	gp	att	gain	loss	net	avg	td	lg	avg/g
Noah Whittington	12	129	854	25	829	6.4	6	68	69.1
Jordon Davison	14	113	677	10	667	5.9	15	67	47.6
Dierre Hill Jr	14	70	586	16	570	8.1	5	66	40.7
Jayden Limar	8	46	270	8	262	5.7	3	53	32.8
Dante Moore	14	68	321	137	184	2.7	2	49	13.1
Jay Harris	10	26	117	1	116	4.5	1	16	11.6
Da'Jaun Riggs	5	17	90	4	86	5.1	0	19	17.2
Makhi Hughes	6	17	72	2	70	4.1	0	19	11.7
Luke Moga	3	3	49	0	49	16.3	0	25	16.3
Dakorien Moore	10	4	49	0	49	12.3	1	25	4.9
James Ferguson-Reynolds	14	1	21	0	21	21.0	0	21	1.5
Brock Thomas	7	9	32	15	17	1.9	0	15	2.4
Kenyon Sadiq	13	3	6	0	6	2.0	0	3	0.5
Bryce Boettcher	14	1	1	0	1	1.0	1	1	0.1
Roger Saleapaga	14	1	0	0	0	0.0	0	0	0.0
Malik Benson	14	1	0	4	-4	-4.0	0	0	-0.3
Team	14	16	0	37	-37	-2.3	0	0	-2.6
Total	14	525	3145	259	2886	5.5	34	68	206.1
Opponents	14	468	1897	346	1551	3.3	11	79	110.8

Passing

Player	gp	effic	comp-att-int	pct	yds	td	lg	avg/g
Dante Moore	14	166.7	272-373-9	72.9	3280	28	65	234.3
Brock Thomas	7	163.9	12-16-0	75.0	130	1	35	18.6
Luke Moga	3	157.4	3-5-0	60.0	58	0	51	19.3
Austin Novosad	1	218.0	1-2-0	50.0	40	0	40	40.0
James Ferguson-Reynolds	14	192.4	1-1-0	100.0	11	0	11	0.8
Total	14	166.8	289-397-9	72.8	3519	29	65	251.4
Opponents	14	101.3	209-404-15	51.7	2192	14	51	156.6

Receiving

Player	gp	no.	yds	avg	td	lg	avg/g
Kenyon Sadiq	13	46	531	11.5	8	30	40.8
Malik Benson	14	41	696	17.0	6	64	49.7
Jeremiah McClellan	14	33	493	14.9	3	51	35.2
Dakorien Moore	10	32	469	14.7	3	65	46.9
Jamari Johnson	14	28	427	15.3	2	56	30.5
Gary Bryant Jr.	11	26	306	11.8	4	49	27.8
Noah Whittington	12	19	98	5.2	1	12	8.2
Dierre Hill Jr	14	14	112	8.0	1	40	8.0
Jordon Davison	14	12	62	5.2	0	14	4.4
Jayden Limar	8	11	75	6.8	0	27	9.4
Cooper Perry	11	10	25	2.5	0	8	2.3
Justius Lowe	9	6	56	9.3	0	14	6.2
Jay Harris	10	3	57	19.0	0	50	5.7
Kyler Kasper	4	2	51	25.5	0	40	12.8
Makhi Hughes	6	2	24	12.0	0	20	4.0
Roger Saleapaga	14	2	25	12.5	0	18	1.8
Teitum Tuioti	14	1	11	11.0	0	11	0.8
Gernorris Wilson	9	1	1	1.0	1	1	0.1
Total	14	289	3519	12.2	29	65	251.4
Opponents	14	209	2192	10.5	14	51	156.6

Punt Returns

Player	no.	yds	avg	td	lg
Malik Benson	8	155	19.4	1	85
Gary Bryant Jr.	13	93	7.2	0	18
Dakorien Moore	4	44	11.0	0	19
Jayden Limar	0	15	0.0	1	15
Jeremiah McClellan	1	15	15.0	0	15
Daylen Austin	0	2	0.0	0	2
Blake Purchase	1	0	0.0	0	0
Total	27	324	12.0	2	85
Opponents	4	4	1.0	0	4

Interceptions

Player	no.	yds	avg	td	lg
Brandon Finney	3	37	12.3	1	35
Jadon Canady	2	0	0.0	0	0
Dillon Thieneman	2	0	0.0	0	0
Jerry Mixon	2	62	31.0	1	36
Bryce Boettcher	1	31	31.0	0	31
Blake Purchase	1	-3	-3.0	0	0
Daylen Austin	1	0	0.0	0	0
Peyton Woodyard	1	30	30.0	1	30
Aaron Flowers	1	0	0.0	0	0
Iffy Obidegwu	1	-1	-1.0	0	0
Total	15	156	10.4	3	36
Opponents	9	86	9.6	0	61

Kick Returns

Player	no.	yds	avg	td	lg
Noah Whittington	6	126	21.0	0	32
Dierre Hill Jr	2	50	25.0	0	28
Roger Saleapaga	1	11	11.0	0	11
Total	9	187	20.8	0	32
Opponents	20	401	20.1	0	39

Fumbles Recovered

Player	no.	yds	avg	td	lg
Matayo Uiagalelei	1	16	16.0	0	16
Bear Alexander	2	0	0.0	0	0
Theran Johnson	1	0	0.0	0	0
Jerry Mixon	1	0	0.0	0	0
Brandon Finney	1	0	0.0	0	0
Total	6	16	2.7	0	16
Opponents	3	-1	-0.3	0	0



INDIVIDUAL STATS



2025-26 Oregon Football
Individual Statistics
All games

Page 2/4
as of Jan 04, 2026

Scoring

Player	td	fg	PAT						pts
			kick	rush	rcv	pass	dxp	saf	
Atticus Sappington	-	19-23	49-49	-	-	-	-	-	106
Jordan Davison	15	-	-	-	-	-	-	-	90
Kenyon Sadiq	8	-	-	-	-	-	-	-	48
Noah Whittington	7	-	-	-	-	-	-	-	42
Malik Benson	7	-	-	-	-	-	-	-	42
Dierre Hill Jr	6	-	-	-	-	-	-	-	36
Gary Bryant Jr.	4	-	-	-	-	-	-	-	24
Jayden Limar	4	-	-	-	-	-	-	-	24
Dakorien Moore	4	-	-	-	-	-	-	-	24
Jeremiah McClellan	3	-	-	-	-	-	-	-	18
Gage Hurych	-	0-1	16-16	-	-	-	-	-	16
Jamari Johnson	2	-	-	-	-	-	-	-	12
Dante Moore	2	-	-	-	-	-	-	-	12
Bryce Boettcher	1	-	-	-	-	-	-	-	6
Jay Harris	1	-	-	-	-	-	-	-	6
Jerry Mixon	1	-	-	-	-	-	-	-	6
Gernorris Wilson	1	-	-	-	-	-	-	-	6
Peyton Woodyard	1	-	-	-	-	-	-	-	6
Brandon Finney	1	-	-	-	-	-	-	-	6
Total	68	19-24	65-65	0	0	0	0	1	532
Opponents	25	13-16	21-21	0	1	1	0	0	212

Field Goals

Player	fg	pct.	01-19	20-29	30-39	40-49	50-59	lg	blk
Atticus Sappington	19-23	82.6	0-0	4-4	5-7	8-9	2-3	51	0
Gage Hurych	0-1	0.0	0-0	0-0	0-0	0-1	0-0	0	0
Opponents	13-16	81.3	0-0	3-4	2-2	5-6	3-4	58	1

FG Sequence

Team Name	Oregon	Opponents
Montana St.	(23)	(42),(42)
Oklahoma St.	57	(23)
Northwestern	(42),(25)	
Oregon St.	(24),(28)	
Penn St.	47,(42)	(49)
Indiana	(40),(36),(33)	(42),(58),(22)
Rutgers	44	(51)
Wisconsin		
Iowa	(46),(40),(39)	(58)
Minnesota		(46),(26)
Southern California		27
Washington	(46),(32),(37),(51)	
James Madison	(48)	(30),(40),(38)
Texas Tech	(50),(39),(43),36	54

Numbers in parentheses indicate field goal was made

Total Offense

Player	g	plays	rush	pass	total	avg/g
Dante Moore	14	441	184	3280	3464	247.4
Noah Whittington	12	129	829	0	829	69.1
Jordan Davison	14	113	667	0	667	47.6
Dierre Hill Jr	14	70	570	0	570	40.7
Jayden Limar	8	46	262	0	262	32.8
Brock Thomas	7	25	17	130	147	21.0
Jay Harris	10	26	116	0	116	11.6
Luke Moga	3	8	49	58	107	35.7
Da'Jaun Riggs	5	17	86	0	86	17.2
Makhi Hughes	6	17	70	0	70	11.7
Dakorien Moore	10	4	49	0	49	4.9
Austin Novosad	1	2	0	40	40	40.0
James Ferguson-Reynolds	14	2	21	11	32	2.3
Kenyon Sadiq	13	3	6	0	6	0.5
Bryce Boettcher	14	1	1	0	1	0.1
Malik Benson	14	1	-4	0	-4	-0.3
Team	14	0	-37	0	-37	-2.6
Total	14	922	2886	3519	6405	457.5
Opponents	14	872	1551	2192	3743	267.4

Punting

Player	no.	yds	avg	lg	tb	fc	i20	50+	blk
James Ferguson-Reynolds	33	1374	41.6	58	3	13	16	5	0
Total	33	1374	41.6	58	3	13	16	5	0
Opponents	76	3288	43.3	66	7	30	17	22	2

Kickoffs

Player	no.	yds	avg	tb	ob	retn	net	ydln
Atticus Sappington	67	4245	63.4	43	0			
Gage Hurych	30	1929	64.3	20	0			
Total	97	6174	63.6	63	0	21	40.3	24
Opponents	50	3118	62.4	28	3	11	39.4	25

All Purpose

Player	g	rush	rcv	pr	kr	ir	total	avg/g
Noah Whittington	12	829	98	0	126	0	1053	87.8
Malik Benson	14	-4	696	155	0	0	847	60.5
Dierre Hill Jr	14	570	112	0	50	0	732	52.3
Jordan Davison	14	667	62	0	0	0	729	52.1
Dakorien Moore	10	49	469	44	0	0	562	56.2
Kenyon Sadiq	13	6	531	0	0	0	537	41.3
Jeremiah McClellan	14	0	493	15	0	0	508	36.3
Jamari Johnson	14	0	427	0	0	0	427	30.5
Gary Bryant Jr.	11	0	306	93	0	0	399	36.3
Jayden Limar	8	262	75	15	0	0	352	44.0
Dante Moore	14	184	0	0	0	0	184	13.1
Jay Harris	10	116	57	0	0	0	173	17.3
Makhi Hughes	6	70	24	0	0	0	94	15.7
Da'Jaun Riggs	5	86	0	0	0	0	86	17.2
Jerry Mixon	14	0	0	0	0	62	62	4.4
Justius Lowe	9	0	56	0	0	0	56	6.2
Kyler Kasper	4	0	51	0	0	0	51	12.8
Luke Moga	3	49	0	0	0	0	49	16.3
Brandon Finney	14	0	0	0	0	37	37	2.6
Roger Saleapaga	14	0	25	0	11	0	36	2.6
Bryce Boettcher	14	1	0	0	0	31	32	2.3
Peyton Woodyard	14	0	0	0	0	30	30	2.1
Cooper Perry	11	0	25	0	0	0	25	2.3
James Ferguson-Reynolds	14	21	0	0	0	0	21	1.5
Brock Thomas	7	17	0	0	0	0	17	2.4
Teitum Tuioti	14	0	11	0	0	0	11	0.8
Daylen Austin	13	0	0	2	0	0	2	0.2
Gernorris Wilson	9	0	1	0	0	0	1	0.1
Ify Obidegwu	14	0	0	0	0	-1	-1	-0.1
Blake Purchase	14	0	0	0	0	-3	-3	-0.2
Team	14	-37	0	0	0	0	-37	-2.6
Total	14	2886	3519	324	187	156	7072	505.1
Opponents	14	1551	2192	4	401	86	4234	302.4



DEFENSIVE STATS

2025-26 Oregon Football
Overall Defense Statistics
All gamesPage 1/2
as of Jan 04, 2026

Team Defense

##	Player	gp	Tackles				tfl/yds	Sacks	Pass defense			Fumbles		blkd	
			ua	a	tot				int-yds	brup	qbh	fr-yds	ff	kick	saf
28	Bryce Boettcher	14	49	76	125	4.5-21	1-8	1-31	5	5	.	2	.	.	
31	Dillon Thieneman	14	39	47	86	3.5-6	1-2	2-0	5	1	
44	Teitum Tuioti	14	33	33	66	16-85	9.5-68	.	5	8	.	2	.	.	
21	Aaron Flowers	14	33	31	64	1-3	.	1-0	3	1	.	2	.	.	
54	Jerry Mixon	14	27	27	54	4-10	0.5-1	2-62	7	4	1-0	.	.	.	
1	Bear Alexander	14	18	32	50	6.5-14	1-6	.	1	6	2-0	.	.	.	
4	Brandon Finney	14	26	14	40	3-14	1-12	3-37	8	.	1-0	2	.	.	
26	Devon Jackson	12	13	26	39	2	
22	Jadon Canady	14	16	19	35	1-1	.	2-0	6	1	
10	Matayo Uiagalelei	14	16	16	32	9.5-43	6-37	.	4	6	1-16	2	.	.	
52	A'Mauri Washington	14	13	18	31	4.5-19	1.5-10	.	8	5	
9	Blake Purchase	14	13	18	31	4.5-17	2-12	1-3	1	5	.	.	1	.	
12	Peyton Woodyard	14	9	13	22	0.5-0	.	1-30	
7	Ify Obidegwu	14	11	10	21	0.5-0	.	1-1	6	
29	Ashton Porter	14	4	14	18	1.5-4	1-4	.	1	2	
50	Tionne Gray	12	4	13	17	1-1	.	.	.	1	.	.	1	.	
5	Theran Johnson	12	13	4	17	.	.	.	3	.	1-0	1	.	.	
99	Terrance Green	14	8	7	15	1-1	
14	Na'eem Offord	14	7	7	14	1	
2	Kingston Lopa	13	5	7	12	1-2	1-2	.	1	
38	Will Straton	13	8	3	11	0.5-2	0.5-2	
0	Daylen Austin	13	5	5	10	1-1	.	1-0	3	1	
32	Nasir Wyatt	14	4	5	9	2-15	2-15	.	.	2	
24	Zach Grisham	11	2	7	9	
3	Sione Laulea	6	4	3	7	.	.	.	2	
20	Dylan Williams	6	1	5	6	1.5-2	0.5-0	.	1	
15	Solomon Davis	12	3	3	6	0.5-2	0.5-2	
55	Matthew Johnson	6	1	3	4	
33	Kamar Mothudi	6	1	3	4	
13	Gavin Nix	6	.	3	3	
47	Elijah Rushing	6	1	2	3	
77	Jericho Johnson	8	2	1	3	.	.	.	1	
72	Iapani Laloulu	14	1	1	2	
27	Jayden Limar	8	2	.	2	
23	Brayden Platt	6	.	2	2	
83	Roger Saleapaga	14	2	.	2	
19	Tobi Haastrup	3	1	.	1	
11	Dakoda Fields	3	.	1	1	
0	Jordon Davison	14	.	1	1	
88	Xadavien Sims	2	1	.	1	
34	Cruz Rushing	4	.	1	1	
9	Jamari Johnson	14	.	1	1	
22	Jay Harris	10	1	.	1	
36	Atticus Sappington	14	1	.	1	
42	Aydin Breland	12	1	
11	Jeremiah McClellan	14	1	.	
Totals		14	398	482	880	69-263	29-181	15-156	71	52	6-16	11	3	1	
Opponents		14	459	508	967	54-217	16-115	9-86	24	16	3--1	5	0	0	



TEAM GAME-BY-GAME



2025-26 Oregon Football
Team Game-by-Game
All games

Page 1/2
as of Jan 04, 2026

Date	Opponent	Rushing				Receiving				Passing				Kick Returns				Punt Returns				tot off
		no.	yds	td	lg	no.	yds	td	lg	cmp	att	int	yds	td	lg	no.	yds	td	lg	no.	yds	
08/30/2025	Montana St.	39	253	5	35	19	253	3	50	19-25-0	253	3	50	4	91	0	28	3	34	0	15	506
09/06/2025	Oklahoma St.	37	312	5	59	18	319	3	65	18-25-0	319	3	65	0	0	0	0	1	15	0	15	631
09/13/2025	at Northwestern	30	176	3	66	19	197	1	27	19-26-1	197	1	27	0	0	0	0	1	9	0	9	373
09/20/2025	Oregon St.	46	280	1	28	21	305	4	49	21-31-0	305	4	49	0	0	0	0	6	70	0	19	585
09/27/2025	at Penn St.	39	176	1	24	29	248	3	29	29-39-0	248	3	29	0	0	0	0	1	7	0	7	424
10/11/2025	Indiana	30	81	0	26	21	186	1	44	21-34-2	186	1	44	0	0	0	0	2	8	0	7	267
10/18/2025	at Rutgers	37	415	4	68	18	335	4	56	18-24-1	335	4	56	0	0	0	0	2	0	0	0	750
10/25/2025	Wisconsin	45	203	2	36	13	132	1	24	13-19-0	132	1	24	0	0	0	0	2	11	0	6	335
11/08/2025	at Iowa	36	261	1	49	13	112	0	24	13-21-1	112	0	24	1	11	0	11	1	6	0	6	373
11/14/2025	Minnesota	30	179	4	40	30	331	2	38	30-33-0	331	2	38	0	0	0	0	2	18	0	9	510
11/22/2025	Southern California	41	179	3	17	22	257	2	30	22-30-1	257	2	30	1	21	0	21	1	85	1	85	436
11/29/2025	at Washington	42	106	1	17	20	286	1	64	20-29-0	286	1	64	1	21	0	21	1	0	0	0	392
12/20/2025	James Madison	26	201	2	56	19	313	4	46	19-27-2	313	4	46	2	43	0	32	3	33	1	15	514
01/01/2026	vs Texas Tech	47	64	2	9	27	245	0	27	27-34-1	245	0	27	0	0	0	0	1	28	0	28	309
Oregon		525	2886	34	68	289	3519	29	65	289-397-9	3519	29	65	9	187	0	32	27	324	2	85	6405
Opponents		468	1551	11	79	209	2192	14	51	209-404-15	2192	14	51	20	401	0	39	4	4	0	4	3743

Oregon Averages

Games	Avg/ rush	Avg/ catch	Pass effc	KR avg	PR avg	All purpose avg/game	Total offense avg/game
14	5.5	12.2	166.8	20.8	12.0	505.1	457.5

Date	Opponent	Tackles			Sacks	Fumble	Pass Defense			blkd	PAT attempts			off				
		ua	a total	tfl-yds	no-yds	ff	fr-yds	int-yds	qbh	brup	kick	kick	rush	rcv	saf	t/o	pts	
08/30/2025	Montana St.	37	26	63	7.0-26	3-21	1	0-0	0-0	1	3	1	8-8	0	0	0	0	59
09/06/2025	Oklahoma St.	33	40	73	4.0-12	2-10	0	0-0	2-56	2	7	0	9-9	0	0	0	14	69
09/13/2025	at Northwestern	19	50	69	4.0-18	2-12	0	0-0	2-67	1	4	0	4-4	0	0	0	14	34
09/20/2025	Oregon St.	13	34	47	2.0-3	0-0	0	1-0	0-0	4	3	0	5-5	0	0	0	3	41
09/27/2025	at Penn St.	32	30	62	5.0-16	2-4	0	0-0	1-0	2	4	0	3-3	0	0	0	0	30
10/11/2025	Indiana	35	24	59	4.0-17	1-9	1	0-0	1-35	4	6	0	2-2	0	0	0	7	20
10/18/2025	at Rutgers	26	46	72	8.0-21	3-12	2	1-0	2--3	2	8	0	8-8	0	0	0	14	56
10/25/2025	Wisconsin	26	20	46	2.0-6	0-0	2	0-0	1-0	6	6	0	3-3	0	0	0	0	21
11/08/2025	at Iowa	38	26	64	4.0-19	2-16	2	2-0	0-0	3	0	0	1-1	0	0	1	3	18
11/14/2025	Minnesota	24	34	58	5.0-26	3-23	0	0-0	0-0	4	5	0	6-6	0	0	0	0	42
11/22/2025	Southern California	23	50	73	6.0-21	1-9	1	0-0	2--1	5	6	0	6-6	0	0	0	7	42
11/29/2025	at Washington	27	36	63	6.0-25	4-19	0	0-0	2-0	5	4	0	2-2	0	0	0	7	26
12/20/2025	James Madison	30	42	72	5.0-11	2-7	0	0-0	0-0	12	11	2	6-6	0	0	0	0	51
01/01/2026	vs Texas Tech	35	24	59	7.0-42	4-39	2	2-16	2-2	1	4	0	2-2	0	0	0	6	23
Oregon		398	482	880	69.0-263	29-181	11	6-16	15-156	52	71	3	65-65	0	0	1	75	532
Opponents		459	508	967	54.0-217	16-115	5	3--1	9-86	16	24	0	21-21	0	1	0	33	212

Date	Opponent	Punting										Field Goals			Kickoffs			
		no.	yds	avg	long	blkd	tb	fc	50+	i20	md-att	long	blkd	no.	yds	avg	tb	ob
08/30/2025	Montana St.	0	0	0.0	0	0	0	0	0	0	1-1	23	0	10	639	63.9	6	0
09/06/2025	Oklahoma St.	2	73	36.5	37	0	0	1	0	1	0-1	0	0	11	709	64.5	8	0
09/13/2025	at Northwestern	2	77	38.5	39	0	0	1	0	2	2-2	42	0	7	449	64.1	6	0
09/20/2025	Oregon St.	2	87	43.5	51	0	0	0	1	1	2-2	28	0	8	517	64.6	6	0
09/27/2025	at Penn St.	2	73	36.5	43	0	0	0	0	1	1-2	42	0	4	260	65.0	4	0
10/11/2025	Indiana	4	201	50.3	53	0	0	2	2	2	2-3	40	0	5	325	65.0	5	0
10/18/2025	at Rutgers	0	0	0.0	0	0	0	0	0	0	0-1	0	0	9	574	63.8	5	0
10/25/2025	Wisconsin	5	206	41.2	48	0	0	3	0	3	0-0	0	0	3	176	58.7	0	0
11/08/2025	at Iowa	4	161	40.3	52	0	1	2	1	1	3-3	46	0	4	232	58.0	2	0
11/14/2025	Minnesota	2	100	50.0	58	0	1	1	1	1	0-0	0	0	7	451	64.4	6	0
11/22/2025	Southern California	3	114	38.0	45	0	1	1	0	1	0-0	0	0	7	435	62.1	4	0
11/29/2025	at Washington	3	130	43.3	48	0	0	1	0	1	4-4	51	0	7	433	61.9	2	0
12/20/2025	James Madison	2	80	40.0	40	0	0	0	0	1	1-1	48	0	9	584	64.9	5	0
01/01/2026	vs Texas Tech	2	72	36.0	39	0	0	1	0	1	3-4	50	0	6	390	65.0	4	0
Oregon		33	1374	41.6	58	0	3	13	5	16	19-24	51	0	97	6174	63.6	63	0
Opponents		76	3288	43.3	66	2	7	30	22	17	13-16	58	1	50	3118	62.4	28	3



OPPONENT GAME-BY-GAME

2025-26 Oregon Football
Opponents Game-by-Game
All gamesPage 1/2
as of Jan 04, 2026

Date	Opponent	Rushing				Receiving				Passing				Kick Returns			Punt Returns			tot off			
		no.	yds	td	lg	no.	yds	td	lg	cmp	att	int	yds	td	lg	no.	yds	td	lg		no.	yds	td
08/30/2025	Montana St.	27	46	1	12	23	198	0	24	23-31-0	198	0	24	2	45	0	25	0	0	0	0	0	244
09/06/2025	Oklahoma St.	42	144	0	14	7	67	0	35	7-19-2	67	0	35	3	39	0	14	0	0	0	0	0	211
09/13/2025	at Northwestern	37	178	2	79	11	135	0	40	11-22-2	135	0	40	1	39	0	39	0	0	0	0	0	313
09/20/2025	Oregon St.	26	67	1	17	7	80	0	21	7-22-0	80	0	21	1	18	0	18	0	0	0	0	0	147
09/27/2025	at Penn St.	35	139	1	20	14	137	2	35	14-25-1	137	2	35	0	0	0	0	1	-1	0	0	0	276
10/11/2025	Indiana	37	111	2	14	20	215	1	29	20-31-1	215	1	29	0	0	0	0	1	0	0	0	0	326
10/18/2025	at Rutgers	42	123	1	19	8	79	0	18	8-27-2	79	0	18	1	25	0	25	0	0	0	0	0	202
10/25/2025	Wisconsin	29	110	0	18	7	86	1	42	7-21-1	86	1	42	3	72	0	29	0	0	0	0	0	196
11/08/2025	at Iowa	43	101	1	16	10	138	1	40	10-18-0	138	1	40	2	32	0	21	0	0	0	0	0	239
11/14/2025	Minnesota	24	62	0	23	19	138	1	26	19-33-0	138	1	26	1	16	0	16	0	0	0	0	0	200
11/22/2025	Southern California	28	52	0	12	26	330	4	51	26-44-2	330	4	51	1	0	0	0	1	4	0	4	382	
11/29/2025	at Washington	33	154	0	22	15	129	2	24	15-30-2	129	2	24	1	36	0	36	1	1	0	1	0	283
12/20/2025	James Madison	35	186	2	49	24	323	2	50	24-49-0	323	2	50	2	44	0	24	0	0	0	0	0	509
01/01/2026	vs Texas Tech	30	78	0	50	18	137	0	24	18-32-2	137	0	24	2	35	0	19	0	0	0	0	0	215
Opponents		468	1551	11	79	209	2192	14	51	209-404-15	2192	14	51	20	401	0	39	4	4	0	4	3743	
Oregon		525	2886	34	68	289	3519	29	65	289-397-9	3519	29	65	9	187	0	32	27	324	2	85	6405	

Opponents Averages

Games	Avg/ rush	Avg/ catch	Pass effc	KR avg	PR avg	All purpose avg/game	Total offense avg/game
14	3.3	10.5	101.3	20.1	1.0	302.4	267.4

Date	Opponent	Tackles				Sacks no-yds	Fumble ff fr-yds	Pass Defense			blkd kick	PAT attempts			off t/o pts			
		ua	a	total	tfl-yds			int-yds	qbh	brup		kick	rush	rcv		saf		
08/30/2025	Montana St.	33	46	79	0.0-0	0-0	1	0-0	0-0	0	0	0	1-1	0	0	0	0	13
09/06/2025	Oklahoma St.	29	32	61	3.0-6	0-0	0	0-0	0-0	3	0	0	0-0	0	0	0	0	3
09/13/2025	at Northwestern	25	36	61	4.0-4	0-0	0	0-0	1-0	2	3	0	2-2	0	0	0	0	14
09/20/2025	Oregon St.	42	44	86	4.0-19	1-9	1	0-0	0-0	0	4	0	1-1	0	0	0	0	7
09/27/2025	at Penn St.	40	34	74	1.0-3	0-0	0	0-0	0-0	2	3	0	3-3	0	0	0	0	24
10/11/2025	Indiana	21	54	75	8.0-38	6-35	0	0-0	2-0	4	3	0	3-3	0	0	0	3	30
10/18/2025	at Rutgers	31	26	57	2.0-7	0-0	1	2--1	1-0	0	1	0	1-1	0	0	0	10	10
10/25/2025	Wisconsin	28	46	74	7.0-40	4-30	0	0-0	0-0	1	2	0	1-1	0	0	0	0	7
11/08/2025	at Iowa	28	36	64	1.0-2	0-0	0	0-0	1-0	0	1	0	1-1	0	0	0	0	16
11/14/2025	Minnesota	31	32	63	5.0-18	1-10	0	1-0	0-0	1	1	0	1-1	0	0	0	3	13
11/22/2025	Southern California	38	36	74	2.0-16	0-0	0	0-0	1-10	1	1	0	3-3	0	0	0	7	27
11/29/2025	at Washington	46	18	64	6.0-22	2-9	0	0-0	0-0	0	0	0	2-2	0	0	0	0	14
12/20/2025	James Madison	21	30	51	2.0-6	0-0	1	0-0	2-68	2	1	0	2-2	0	1	0	10	34
01/01/2026	vs Texas Tech	46	38	84	9.0-36	2-22	1	0-0	1-8	0	4	0	0-0	0	0	0	0	0
Opponents		459	508	967	54.0-217	16-115	5	3--1	9-86	16	24	0	21-21	0	1	0	33	212
Oregon		398	482	880	69.0-263	29-181	11	6-16	15-156	52	71	3	65-65	0	0	1	75	532

Date	Opponent	Punting								Field Goals			Kickoffs					
		no.	yds	avg	long	blkd	tb	fc	50+	i20	md-att	long	blkd	no.	yds	avg	tb	ob
08/30/2025	Montana St.	5	152	30.4	58	1	1	0	1	0	2-2	42	0	4	238	59.5	0	0
09/06/2025	Oklahoma St.	10	433	43.3	60	0	1	7	3	0	1-1	23	0	2	126	63.0	0	1
09/13/2025	at Northwestern	3	166	55.3	59	0	1	0	3	1	0-0	0	0	3	192	64.0	2	0
09/20/2025	Oregon St.	8	427	53.4	66	0	1	0	6	1	0-0	0	0	2	130	65.0	2	0
09/27/2025	at Penn St.	5	224	44.8	55	0	1	3	1	1	1-1	49	0	4	258	64.5	3	0
10/11/2025	Indiana	5	192	38.4	41	0	0	2	0	1	3-3	58	0	7	449	64.1	6	0
10/18/2025	at Rutgers	7	307	43.9	56	0	0	5	1	3	1-1	51	0	3	195	65.0	3	0
10/25/2025	Wisconsin	5	220	44.0	55	0	0	2	2	4	0-0	0	0	2	102	51.0	1	0
11/08/2025	at Iowa	3	120	40.0	48	0	0	1	0	1	1-1	58	0	5	314	62.8	1	0
11/14/2025	Minnesota	6	272	45.3	54	0	0	1	1	1	2-2	46	0	4	260	65.0	4	0
11/22/2025	Southern California	3	135	45.0	49	0	0	2	0	1	0-1	0	0	5	322	64.4	2	1
11/29/2025	at Washington	6	243	40.5	52	0	1	2	1	2	0-0	0	0	3	192	64.0	1	1
12/20/2025	James Madison	6	219	36.5	54	1	1	2	2	1	2-3	38	1	5	275	55.0	2	0
01/01/2026	vs Texas Tech	4	178	44.5	50	0	0	3	1	0	0-1	0	0	1	65	65.0	1	0
Opponents		76	3288	43.3	66	2	7	30	22	17	13-16	58	1	50	3118	62.4	28	3
Oregon		33	1374	41.6	58	0	3	13	5	16	19-24	51	0	97	6174	63.6	63	0



▶ 2025 PARTICIPATION

No.	Player	GP/GS	MSU	OKST	NU	OSU	PSU	IND	RUT	WIS	IOWA	MINN	USC	WASH	JMU	TTU
0	Daylen Austin	13/0	P	P	P	P	P	--	P	P	P	P	P	P	P	P
0	Jordan Davison	14/1	P	P	P	P	P	P	P	START	P	P	P	P	P	P
1	Bear Alexander	14/11	P	P	P	START	START	START	START	START	START	START	START	START	START	START
1	Dakorien Moore	10/7	START	START	START	START	START	START	START	P	--	--	--	--	P	P
2	Gary Bryant Jr.	11/9	START	START	START	START	START	START	START	START	START	--	--	--	P	P
2	Kingston Lopa	13/0	P	P	P	P	P	P	P	P	P	P	P	P	P	--
3	Kyler Kasper	4/0	P	P	P	P	--	--	--	--	--	--	--	--	--	--
3	Sione Laulea	6/0	P	P	--	P	P	P	P	--	--	--	--	--	--	--
4	Malik Benson	14/7	P	P	P	START	P	P	START	P	START	START	START	START	START	START
4	Brandon Finney Jr.	14/14	START	START	START	START	START	START	START	START	START	START	START	START	START	START
5	Theran Johnson	12/3	--	--	P	P	P	START	P	P	START	P	START	P	P	P
5	Dante Moore	14/14	START	START	START	START	START	START	START	START	START	START	START	START	START	START
6	Jahlil Florence	2/0	P	P	--	--	--	--	--	--	--	--	--	--	--	--
6	Noah Whittington	12/12	START	START	--	--	START	START	START	START	START	START	START	START	START	START
7	Ify Obidegwu	14/11	START	START	START	START	START	P	START	START	P	START	P	START	START	START
7	Evan Stewart	0/0	--	--	--	--	--	--	--	--	--	--	--	--	--	--
8	Trey McNutt	0/0	--	--	--	--	--	--	--	--	--	--	--	--	--	--
9	Jamari Johnson	14/9	START	START	P	P	P	START	P	P	START	START	START	START	START	START
9	Blake Purchase	14/2	P	P	START	P	P	P	P	P	P	P	P	START	P	P
10	Luke Moga	3/0	P	P	P	--	--	--	--	--	--	--	--	--	--	--
10	Matayo Uiagalelei	14/14	START	START	START	START	START	START	START	START	START	START	START	START	START	START
11	Dakoda Fields	3/0	P	P	P	--	--	--	--	--	--	--	--	--	--	--
11	Jeremiah McClellan	14/8	P	P	START	P	P	P	P	START	START	START	START	START	START	START
12	Brock Thomas	7/0	P	P	P	P	--	--	P	P	--	P	--	--	--	--
12	Peyton Woodyard	14/0	P	P	P	P	P	P	P	P	P	P	P	P	P	P
13	Ryder Hayes	0/0	--	--	--	--	--	--	--	--	--	--	--	--	--	--
13	Gavin Nix	6/0	P	P	P	--	--	--	--	--	--	P	--	--	P	P
14	Justius Lowe	9/0	P	P	--	--	--	P	P	P	P	P	P	P	--	--
14	Na'eem Offord	14/0	P	P	P	P	P	P	P	P	P	P	P	P	P	P
15	Solomon Davis	12/0	P	P	P	P	P	P	P	P	P	P	P	P	--	--
15	Akili Smith Jr.	0/0	--	--	--	--	--	--	--	--	--	--	--	--	--	--
16	Austin Novosad	1/0	P	--	--	--	--	--	--	--	--	--	--	--	--	--
17	Cooper Perry	12/0	P	P	P	P	--	--	P	P	P	P	P	P	P	--
18	Dorian Brew	2/0	--	--	--	--	--	--	--	--	--	--	--	--	--	--
18	Kenyon Sadiq	13/13	START	START	START	START	START	START	START	START	--	START	START	START	START	START
19	Tobi Haastrup	3/0	--	P	P	P	--	--	--	--	--	--	--	--	--	--
19	Mark Wiepert	0/0	--	--	--	--	--	--	--	--	--	--	--	--	--	--
20	Makhi Hughes	6/0	P	P	P	P	--	--	--	--	--	--	--	--	P	P
20	Dylan Williams	6/0	--	--	--	P	--	--	P	--	P	P	--	P	P	--
21	Aaron Flowers	14/14	START	START	START	START	START	START	START	START	START	START	START	START	START	START
21	Da'Jaun Riggs	5/0	P	P	P	P	--	--	P	--	--	--	--	--	--	--
22	Jadon Canady	14/12	START	START	P	START	START	START	START	START	START	START	START	START	P	START
22	Jay Harris	10/0	P	P	P	P	P	P	P	P	--	P	--	--	P	--
23	Dierre Hill Jr.	14/0	P	P	P	P	P	P	P	P	P	P	P	P	P	P
23	Brayden Platt	6/0	--	--	--	--	--	--	--	--	P	P	P	P	P	P
24	Zach Grisham	11/0	P	P	P	P	--	--	P	P	--	P	P	P	P	P
25	Rocco Graziano	0/0	--	--	--	--	--	--	--	--	--	--	--	--	--	--
25	Kilohana Haasenritter	2/0	P	--	--	P	--	--	--	--	--	--	--	--	--	--
26	Devon Jackson	12/2	P	START	START	P	P	P	P	P	--	--	P	P	P	P
27	Jayden Limar	8/3	P	P	START	START	START	P	--	--	--	--	--	--	P	P
28	Bryce Boettcher	14/14	START	START	START	START	START	START	START	START	START	START	START	START	START	START
29	Ashton Porter	14/0	P	P	P	P	P	P	P	P	P	P	P	P	P	P
30	Xavier Barksdale	3/0	--	P	--	P	--	--	--	--	--	--	--	--	--	P
30	Aaron Bidwell	0/0	--	--	--	--	--	--	--	--	--	--	--	--	--	--
31	Dillon Thieneman	14/14	START	START	START	START	START	START	START	START	START	START	START	START	START	START
32	Nasir Wyatt	14/0	P	P	P	P	P	P	P	P	P	P	P	P	P	P



2025 PARTICIPATION

No.	Player	GP/GS	MSU	OKST	NU	OSU	PSU	IU	RUT	WIS	IOWA	MINN	USC	WASH	JMU	TTU
33	Kamar Mothudi	6/0	P	P	P	--	--	--	P	--	--	P	P	--	--	--
34	Cruz Rushing	4/0	--	P	--	--	--	--	P	--	--	--	--	--	P	P
36	Atticus Sappington	14/0	P	P	P	P	P	P	P	P	P	P	P	P	P	P
38	Will Straton	13/0	--	P	P	P	P	P	P	P	P	P	P	P	P	P
39	Cormac O'Flaherty	1/0	--	--	--	--	--	--	--	--	--	--	--	--	--	P
40	Zander Quinn	0/0	--	--	--	--	--	--	--	--	--	--	--	--	--	--
42	Aydin Breland	12/0	P	P	P	P	P	P	P	P	P	--	P	--	P	P
43	Luke Basso	14/0	P	P	P	P	P	P	P	P	P	P	P	P	P	P
44	Zach Grace	13/0	P	P	P	P	P	P	P	P	--	P	P	P	P	P
44	Teitum Tuioti	14/14	START	START	START	START	START	START	START	START	START	START	START	START	START	START
45	Torrence Williams	0/0	--	--	--	--	--	--	--	--	--	--	--	--	--	--
46	James Ferguson-Reynolds	14/0	P	P	P	P	P	P	P	P	P	P	P	P	P	P
47	Elijah Rushing	6/0	P	P	--	P	--	--	P	--	--	P	--	--	P	--
50	Tionne Gray	12/3	START	START	START	P	P	P	P	P	P	--	--	P	P	P
50	Demetri Manning	1/0	P	--	--	--	--	--	--	--	--	--	--	--	--	--
52	A'Mauri Washington	14/14	START	START	START	START	START	START	START	START	START	START	START	START	START	START
53	Devin Brooks	2/0	P	P	--	--	--	--	--	--	--	--	--	--	--	--
54	Jerry Mixon	14/12	START	P	P	START	START	START	START	START	START	START	START	START	START	START
55	Matthew Johnson	6/0	P	P	P	--	--	--	--	--	--	P	--	--	P	P
55	Douglas Utu	4/0	P	P	--	--	--	--	--	--	--	--	P	--	--	P
56	Trent Ferguson	14/0	P	P	P	P	P	P	P	P	P	P	P	P	P	P
57	Zac Stascausky	1/0	--	P	--	--	--	--	--	--	--	--	--	--	--	--
58	Ziyare Addison	2/0	P	P	--	--	--	--	--	--	--	--	--	--	--	--
59	Fox Crader	9/1	P	P	P	--	--	--	P	--	--	P	START	P	P	P
66	Bryce Boulton	0/0	--	--	--	--	--	--	--	--	--	--	--	--	--	--
67	Beau Cressallen	0/0	--	--	--	--	--	--	--	--	--	--	--	--	--	--
68	Austin Mims	0/0	--	--	--	--	--	--	--	--	--	--	--	--	--	--
70	Charlie Pickard	14/0	P	P	P	P	P	P	P	P	P	P	P	P	P	P
71	Alex Harkey	13/13	START	START	START	START	START	START	START	START	--	START	START	START	START	START
71	Iapani Laloulu	14/14	START	START	START	START	START	START	START	START	START	START	START	START	START	START
73	Kawika Rogers	9/0	P	--	P	P	--	--	P	--	--	P	P	P	P	P
74	Dave Iuli	14/14	START	START	START	START	START	START	START	START	START	START	START	START	START	START
75	Emmanuel Pregon	14/14	START	START	START	START	START	START	START	START	START	START	START	START	START	START
76	Isaiah World	14/13	START	START	START	START	START	START	START	START	START	START	P	START	START	START
77	Matthew Bedford	6/0	P	P	P	P	--	--	P	--	--	P	--	--	--	--
77	Jericho Johnson	8/0	--	--	--	P	--	--	P	--	P	P	P	P	P	P
78	Gernorris Wilson	9/1	P	P	P	P	P	P	P	P	START	P	--	--	--	--
79	Lipe Moala	2/0	P	P	--	--	--	--	--	--	--	--	--	--	--	--
80	Dillon Gresham	0/0	--	--	--	--	--	--	--	--	--	--	--	--	--	--
81	Vander Ploog	0/0	--	--	--	--	--	--	--	--	--	--	--	--	--	--
82	Nathan McCoy II	0/0	--	--	--	--	--	--	--	--	--	--	--	--	--	--
83	Roger Saleapaga	14/0	P	P	P	P	P	P	P	P	P	P	P	P	P	P
84	Jovon McRae II	0/0	--	--	--	--	--	--	--	--	--	--	--	--	--	--
85	Cade Katon	4/0	P	P	--	P	--	--	P	--	--	--	--	--	--	--
86	Darrian Anderson	2/0	--	P	--	--	--	--	--	--	--	P	--	P	--	--
87	A.J. Pugliano	0/0	--	--	--	--	--	--	--	--	--	--	--	--	--	--
88	Jack Ressler	0/0	--	--	--	--	--	--	--	--	--	--	--	--	--	--
88	Xadavien Sims	2/0	--	P	--	--	--	--	--	--	--	--	P	--	--	--
89	Brady Bidwell	7/0	P	P	--	P	--	--	P	--	--	P	--	--	P	P
92	Ross James	4/0	P	P	--	--	--	--	P	--	--	--	--	--	P	--
96	Nick Duzansky	3/0	P	P	--	--	--	--	P	--	--	--	--	--	--	--
97	Gage Hurych	9/0	P	P	P	P	--	--	P	--	--	P	P	P	P	--
98	Andrew Boyle	0/0	--	--	--	--	--	--	--	--	--	--	--	--	--	--
99	Terrance Green	14/0	P	P	P	P	P	P	P	P	P	P	P	P	P	P