

# 1997 FOOTBALL RECAP

## Team Statistics

	UO	OPP
FIRST DOWNS	257	256
Rushing	92	108
Passing	127	128
Penalty	38	20
Third Down Efficiency	.460	.375
Made/Attempted	81/176	66/176
RUSHING ATTEMPTS	466	466
Yards Gained	2231	2492
Yards Lost	382	263
NET YARDS RUSHING	1849	2229
Per Game	154.1	185.8
Per Play	4.0	4.8
Touchdowns	14	23
PASSES ATTEMPTED	401	400
Passes Completed	222	223
Per Game	18.5	18.6
Had Intercepted	15	10
Percentage	.554	.558
Sacks Against	36/225	21/129
NET YARDS PASSING	3200	2827
Per Game	266.7	235.6
Per Completion	14.4	12.7
Per Attempt	8.0	7.1
Touchdowns	32	18
TOTAL PLAYS	867	866
Per Game	72.3	72.2
Rushes Per Game	38.8	38.8
Passes Per Game	33.4	33.3
TOTAL OFFENSE	5049	5056
Per Game	420.8	421.3
Per Play	5.8	5.8
INTERCEPTIONS	10	15
Yards Returned	85	111
Per Return	8.5	7.4
Touchdowns	1	0
PUNTS	61	63
Punt Yardage	2466	2405
Punt Average	40.4	38.2
Yards Returned	135	330
Net Average	38.2	32.9
PUNT RETURNS	33	14
Yards Returned	330	135
Per Return	10.0	7.9
Touchdowns	1	0
KICKOFF RETURNS	50	52
Yards Returned	1198	884
Per Return	24.0	17.0
Touchdowns	1	0
SCORING	380	350
Per Game	31.7	29.2
Touchdowns	51	42
PAT Kicking	42-48	35-38
PAT Others	1-2	2-4
Field Goals	10-15	19-25
Safeties	0	1
PENALTIES/YARDS	117-1012	113/1035
Per Game	84.3	86.3
FUMBLES/LOST	24/11	22/11
TOTAL TURNOVERS	26	21
TIME OF POSSESSION	362:00	358:00
Average	30:10	29:50

## RESULTS: 7-5

(Home: 4-2; Away: 3-3; Pac-10: 3-5)

Opponent	Score	Crowd	Record
Arizona	W, 16-9	38,035-H	(1-0, 1-0)
Nevada	W, 24-20	30,420-A	(2-0, 0-0)
Fresno State	W, 43-40	38,288-H	(3-0, 0-0)
Stanford	L, 58-49	44,721-A	(3-1, 1-1)
Washington State	L, 24-13	43,516-H	(3-2, 1-2)
UCLA	L, 39-31	31,000-H	(3-3, 1-3)
Utah	W, 31-13	39,389-H	(4-3, 1-3)
USC	L, 24-22	53,640-A	(4-4, 1-4)
Washington	W, 31-28	73,775-H	(5-4, 2-4)
Arizona State	L, 52-31	64,779-A	(5-4, 2-5)
Oregon State	W, 48-30	45,735-H	(6-5, 3-5)
Air Force (Las Vegas Bowl)	W, 41-13	21,514-N	(7-5, 3-5)

## RUSHING

	TC	YG	YL	NET	AVE	YPG	TD	LG
McCullough	267	1411	68	1343	5.0	111.9	9	76
A. Smith (11)	89	399	21	6183	2.1	16.6	2	58
Latimer (11)	29	120	5	115	4.0	10.5	1	16
Maas (10)	36	140	72	68	1.9	6.8	1	28
Cooper (5)	13	56	2	54	4.2	10.8	0	12
Winn	13	47	1	46	3.5	3.8	0	14
Crump (4)	5	26	0	26	5.2	6.5	0	8
Parker	8	21	3	18	2.3	1.5	0	8
Young (5)	2	7	2	5	2.5	1.0	0	7
Feeley (4)	1	2	0	2	2.0	0.5	1	2
Brooks (2)	1	2	0	2	2.0	1.0	0	2
Johnson	1	0	6	-6	-6.0	-0.5	0	0
Haynes (11)	1	0	7	-7	-7.0	-0.6	0	0

## PASSING

	PC	PA	PI	PCT	YDS	CPG	AVE	TD	LG
A. Smith (11)	108	200	7	.540	1385	9.8	125.9	13	69
Maas (10)	104	187	8	.556	1631	10.4	163.1	18	90
Feeley (4)	8	10	0	.800	137	2.0	34.3	1	49
McCullough	1	2	0	.500	32	0.1	2.7	0	32
Bidwell	1	1	0	1.000	15	0.1	1.3	0	15

## TOTAL OFFENSE

	TP	YR	YP	NET	AVE	YPG	TD	LG
Maas (10)	223	68	1631	1699	7.6	169.9	19	90
A. Smith (11)	289	183	1385	1568	5.4	142.5	15	69
McCullough	269	1343	32	1375	5.1	114.6	9	76

## ALL-PURPOSE

	TP	RUSH	REC	RET	NET	AVE	TD	LG
McCullough	317	1343	160	441	1944	162.0	12	76
Johnson	64	-6	1072	765	1831	152.6	9	90
Spence	38	0	632	0	63	252.7	6	56

## SCORING

	TD	1EP	2EP	FG	TP	AVE
McCullough	12	0-0	0-0	0-0	72	6.0
Johnson	9	0-0	0-0	0-0	54	4.5
J. Smith (9)	0	27-30	0-0	8-13	51	5.7
Hartley	8	0-0	0-0	0-0	48	4.0
Spence	6	0-0	0-1	0-0	38	3.2
Jelks	5	0-0	0-0	0-0	30	2.5
Frankel (4)	0	15-18	0-0	2-2	21	5.3
A. Smith (11)	2	0-0	1-0	0-0	12	1.1
Collins (11)	2	0-0	0-0	0-0	12	1.1
Parker	2	0-0	0-0	0-0	12	1.0
Feeley (4)	1	0-0	0-0	0-0	6	1.5
Maas (10)	1	0-0	0-0	0-0	6	0.6
Latimer (11)	1	0-0	0-0	0-0	6	0.5
Bauman	1	0-0	0-0	0-0	6	0.5
Fletcher	1	0-0	0-0	0-0	6	0.5

# 1997 FOOTBALL STATS

DEFENSIVE STATS	G	T	AT	TT	FR	BU	CF	QS-Y	TFL-Y
Sirmon	12	83	32	115	2	5	0	4½-41	17-66
Figueras	12	67	23	90	1	12	1	0-0	2-3
White	12	39	24	63	2	0	0	2-15	7-22
Moore, D.	12	39	20	59	0	2	1	1-1	4-8
Bauman	12	43	13	56	0	6	0	0-0	1-1
Fletcher	12	4	22	56	1	1	1	½-9	3-19
Edwards	12	43	10	53	0	8	1	0-0	0-0
McLemore	10	28	11	39	0	3	1	3-20	3-20
Byrd	11	24	13	37	0	0	0	3½-23	9-36
Joiner	11	21	7	28	0	2	0	0-0	0-0
Klaasen	6	21	7	28	0	2	0	1-7	3-10
Simpson	12	18	9	27	1	0	0	0-0	1-1
Sualua	12	17	7	24	0	0	0	½-8	3-15
Sabol	12	16	7	23	0	0	1	0-0	1-3
Smith, C.	12	16	7	23	0	2	1	0-0	3-9
Patu	12	13	7	20	1	0	0	3-10	5-20
Sanchez	8	16	2	18	0	1	0	0-0	0-0
Wilcox	12	13	5	18	0	4	0	1-3	1-3
Miller	12	12	6	18	0	0	0	1-9	5-24
Winn	12	12	4	16	0	0	0	0-0	0-0
Martin	11	10	2	12	0	0	0	0-0	3-12
Barker, G.	11	7	5	12	0	2	1	0-0	0-0
Vandiver	10	7	2	9	0	1	0	0-0	0-0
Nikolao	10	6	2	8	0	0	0	1-4	2-7
Towns	9	4	3	7	1	1	0	1-12	1-12
Heamish	12	5	2	7	1	1	0	0-0	1-1
Moore C.	5	6	0	6	0	0	0	1-3	2-4
Barker, B.	8	4	2	6	0	0	0	0-0	0-0
Jelks	12	5	0	5	0	0	0	0-0	0-0
Thomas	8	1	3	4	0	0	0	0-0	0-0
Naggi	4	2	1	3	0	0	0	0-0	0-0
Smami	10	1	1	2	0	0	0	0-0	0-0
Boice	9	1	0	1	0	1	0	0-0	0-0
Smith, A.	11	1	0	1	0	0	1	0-0	0-0
Frankel	4	0	1	1	0	0	0	0-0	0-0
Templeton	1	0	1	1	0	0	0	0-0	0-0
Moen	12	1	0	1	0	0	0	0-0	0-0
Aguirre	12	0	0	0	1	0	0	0-0	0-0

**LEGEND:** T — Unassisted tackle; AT — Assisted tackles; TT — Total tackles; FR — Fumble recovery; DP — Deflected passes; CF — Caused fumbles; QS — Quarterback sacks; TFL-Y — Tackles for loss-yards.

RECEIVING	NO	NET	RPG	AVE	TD	LG
Johnson	55	107	24.6	19.5	8	90
Spence	38	63	23.2	16.6	6	56
Hartley	31	46	12.6	14.9	8	59
Haynes (11)	18	16	91.6	9.4	0	27
McCullough	18	16	01.6	8.9	2	24
Jelks	15	15	41.4	10.3	5	36
Collins (11)	14	12	21.3	8.7	2	26
Brust (11)	13	17	51.2	13.5	0	49
Parker	11	19	90.9	18.1	1	42
Winn	5	6	0.5	1.2	0	5
Weaver	2	4	80.2	24.0	0	28
Latimer (11)	2	2	0.2	1.0	0	2

PUNTING	NO	YDS	AVE	RET	NET	IN20	IN10	BL	LG
Bidwell	60	2448	40.8	135	38.6	15	1	0	60
J. Smith	1	18	18.0	0	18.0	1	0	0	18

FIELD GOALS	1-19	20-29	30-39	40-49	50+
J. Smith (9)	1-1	4-4	3-8	0-0	0-0
Frankel (4)	0-0	1-1	1-1	0-0	0-0

KICKOFF RETURNS	NO	YD	SAVE	TD	LG
McCullough	19	441	23.2	1	93
Johnson	19	516	27.2	0	59
Cooper	4	72	18.0	0	33
Fletcher	3	81	27.0	0	36
Weaver	3	44	14.7	0	24
Crump	1	25	25.0	0	25
White	1	19	19.0	0	19

PUNT RETURNS	NO	YD	SAVE	TD	FC	LG
Johnson	21	249	11.9	1	5	74
Fletcher	8	59	7.4	0	0	16
Patu	1	10	10.0	0	0	10
Sabol	1	9	9.0	0	0	9
Sanchez	1	3	3.0	0	0	3
Parker	1	0	0.0	0	0	0

FUMBLES	NO	LOST	FUMBLES	NO	LOST
A. Smith	8	2	Parker	1	1
McCullough	7	4	Young	1	1
Maas	3	2	Fletcher	1	0
Johnson	2	1	Spence	1	0

INTERCEPTIONS	NO	YD	SAVE	TD	LG
Figueras	3	0	0.0	0	0
Bauman	2	61	30.5	1	61
Edwards	2	9	4.5	0	9
Sirmon	2	0	0.0	0	0
Fletcher	1	15	15.0	0	15

SCORE BY QUARTERS	Oregon	Opponents
Q1	21	14
Q2	14	14
Q3	14	14
Q4	14	14
Total	61	56



# STATISTICAL HIGHS

## Individual

- Most carries** — 36, Saladin McCullough vs. Oregon State (156 yards)
- Most yards rushing** — 156, Saladin McCullough vs. Oregon State (36 carries)
- Most TD runs** — 1, 14 times (Saladin McCullough, Jason Maas, Derien Latimer, Akili Smith, A.J. Feeley)
- Most pass attempts** — 36, Jason Maas vs. Utah (20 completions)
- Most pass completions** — 20, Jason Maas vs. Nevada (33 attempts), Utah (36 attempts)
- Most yards passing** — 369, Jason Maas vs. Utah (20 completions, 36 attempts)
- Most TD passes** — 5, Jason Maas at Stanford
- Most receptions** — 9, Blake Spence vs. Fresno State (127 yards)
- Most yards receiving** — 214, Blake Spence vs. Utah (6 receptions)
- Most TD receptions** — 3, Blake Spence vs. Fresno State; Pat Johnson vs. Oregon State
- Most pass attempts without an interceptions** — 85, Akili Smith vs. Arizona-UCLA
- Most total offensive plays** — 43, Akili Smith vs. Arizona State
- Most total offensive yards** — 389, Jason Maas vs. Utah
- Most all-purpose yards** — 337, Pat Johnson vs. Oregon State
- Most field goals made** — 2, Joshua Smith vs. Washington State
- Most field goals attempted** — 3, Joshua Smith vs. Washington State, Utah
- Most punts** — 11, Josh Bidwell vs. Arizona
- Best punting avg.** — 48.8, Josh Bidwell at Stanford
- Most tackles** — 15, Peter Sirmon vs. Arizona
- Most quarterback sacks** — 2, Peter Sirmon vs. Arizona
- Most pass interceptions** — 2, Jaiya Figueras vs. Utah
- Longest run from scrimmage** — 76, Saladin McCullough vs. Air Force
- Longest TD pass** — 90, Jason Maas to Pat Johnson vs. Oregon State
- Longest TD offensive play** — 90, Pat Johnson reception vs. Oregon State
- Longest field goal** — 32, Joshua Smith vs. Fresno State, Washington State; Josh Frankel vs. Arizona State
- Longest punt** — 60, Josh Bidwell vs. Arizona State
- Longest punt return** — 74, Pat Johnson vs. Oregon State
- Longest kickoff return** — 93, Saladin McCullough vs. Arizona
- Longest pass interception return** — 61, Rashad Bauman at USC

## Team

- Most rushing plays** — 50 vs. Oregon State (145 yards)
- Most yards rushing** — 266 vs. Air Force (43 attempts)
- Best per carry average** — 6.2 vs. Air Force
- Most TDs rushing** — 2 vs. UCLA, USC, Arizona State
- Most pass attempts** — 44 vs. Washington State (18 completions)
- Most pass completions** — 25 vs. Nevada (41 attempts)
- Most yards passing** — 374 vs. Utah (21 completions, 38 attempts)
- Best per attempt average** — 11.96 vs. Oregon State (299 yards, 25 attempts)
- Most TDs passing** — 6 at Stanford
- Fewest pass interceptions thrown** — 0 vs. Utah, USC, Washington
- Most plays, rushing and passing** — 87 vs. Washington State (415 yards)
- Most yards, total offense** — 583 vs. Air Force (73 plays)
- Best per play average** — 7.98 vs. Air Force (583 yards, 73 plays)
- Most first downs** — 31 vs. Fresno State
- Fewest fumbles** — 0 vs. Fresno State, UCLA, Utah
- Fewest fumbles lost** — 0 vs. Arizona, Fresno State, Washington State, UCLA, Utah, Arizona State
- Longest TD drive** — 91 vs. Oregon State

## Defensive Bests (Opponents' Bests)

- Fewest first downs** — 11, Air Force (27, Fresno State)
- Fewest yards rushing** — 25, Nevada (405, Arizona State)
- Fewest rushing attempts** — 18, Nevada (46, USC)
- Fewest pass attempts** — 21, Air Force (55, Nevada)
- Fewest passes completed** — 6, Air Force (33, Nevada)
- Fewest passing yards** — 59, Air Force (381, Nevada)
- Fewest yards total offense** — 211, Air Force (623, Arizona State)
- Fewest total plays** — 61, Washington State (87, Utah)
- Most fumbles forced** — 5 at USC, UCLA (0, Stanford, Utah)
- Most fumbles recovered** — 2 vs. UCLA (0, Stanford, Utah)

# GAME-BY-GAME STATISTICS

RUSHING		Latimer	McCullough	Parker	Smith	FIELD GOALS (Good)	
GAME	TC-YDS-TD	TC-YDS-TD	TC-YDS-TD	TC-YDS-TD	TC-YDS-TD	Smith	Frankel
UA	DNP	21- 63- 0	0- 0- 0	8- 12- 0	UA	19	DNP
NEV	0- 0- 0	22- 88- 1	1- 2- 0	0- 0- 0	NEV	20	DNP
FSU	0- 0- 0	26- 145- 1	4- 3- 0	5- 11- 0	FSU	32	DNP
STAN	8- 31- 1	12- 123- 0	0- 0- 0	5- 17- 0	STAN		DNP
WSU	8- 36- 0	21- 74- 0	1- 4- 0	11- 33- 0	WSU	35, 32, 26	DNP
UCLA	0- 0- 0	20- 133- 1	0- 0- 0	14- 67- 1	UCLA	36, 22	DNP
UTAH	3- 7- 0	23- 114- 1	1- 1- 0	----INJ----	UTAH	30, 34, 30	DNP
USC	1- 6- 0	18- 113- 1	0- 0- 0	11- -24- 1	USC	22, 36	DNP
UW	2- 7- 0	28- 115- 1	0- 0- 0	15- -10- 0	UW	DNP	26
ASU	1- 0- 0	23- 69- 1	0- 0- 0	10- 99- 0	ASU	DNP	32
OSU	1- -2- 0	36- 156- 1	0- 0- 0	8- -10- 0	OSU	DNP	
AFA	5- 30- 0	17- 150- 1	1- 8- 0	2- -12- 0	AFA		

RECEIVING	Brust	Collins	Haynes	Hartley	Jelks	Johnson	Spence
GAME	NO-YDS-TD	NO-YDS-TD	NO-YDS-TD	NO-YDS-TD	NO-YDS-TD	NO-YDS-TD	NO-YDS-TD
UA	--DNP--	1- 5- 0	2- 22- 0	2- 18- 0	0- 0- 0	4- 63- 0	1- 1- 1
NEV	1- 2- 0	2- 45- 0	2- 14- 0	3- 22- 1	1- 11- 0	8- 118- 0	2- 29- 0
FSU	0- 0- 0	0- 0- 0	2- 20- 0	3- 30- 0	4- 36- 1	3- 26- 0	9- 127- 3
STAN	0- 0- 0	2- 11- 1	1- 10- 0	4- 55- 1	2- 7- 1	8- 179- 2	4- 40- 0
WSU	1- 40- 0	2- 22- 0	0- 0- 0	5- 58- 1	0- 0- 0	5- 102- 0	1- 13- 0
UCLA	1- 13- 0	2- 18- 0	6- 45- 0	1- 31- 0	1- 9- 1	5- 40- 0	2- 38- 0
UTAH	0- 0- 0	0- 0- 0	0- 0- 0	2- 46- 0	2- 39- 1	4- 34- 0	6- 214- 1
USC	1- 7- 0	0- 0- 0	2- 24- 0	2- 71- 0	2- 28- 0	2- 47- 0	4- 35- 0
UW	1- 11- 0	--DNP--	1- 27- 0	0- 0- 0	2- 8- 1	3- 67- 1	5- 56- 1
ASU	6- 91- 0	2- 16- 1	1- 6- 0	2- 41- 1	1- 16- 0	2- 28- 0	1- 6- 0
OSU	1- 5- 0	0- 0- 0	--INJ--	4- 54- 2	0- 0- 0	6- 199- 3	1- 14- 0
AFA	1- 6- 0	2- 5- 0	1- 1- 0	3- 35- 2	0- 0- 0	5- 169- 2	2- 59- 0


TEAM STATISTICS		FIRST	RUSHING	PASSING	TOTAL OFFENSE	PASSING	Maas
GAME	SCORE	DOWNS	TC-YDS-TD	C--A--I-YDS-TD	TP-YDS-TD	GAME	C--A--I-YDS-TD
UA	9	18	37- 92- 0	21-41- 0-220- 1	78-312- 1	UA	6-11-0- 52- 0
@UO	16	8	33- 71- 0	11-21- 1-112- 1	54-183- 1	NEV	20-33-1-255- 2
UO	24	24	31-123- 1	25-41- 1-290- 2	72-413- 3	FSU	17-24-2-189- 2
@NEV	20	22	18- 25- 0	33-55- 1-381- 2	73-406- 2	STAN	16-27-1-264- 5
FSU	40	27	42-184- 2	39-29- 0-288- 3	81-472-5	WSU	4-14-3- 56- 0
@UO	43	31	43-168- 2	36-24- 2-259- 4	79-427-6	UCLA	4-13-1- 73- 1
UO	49	20	31-169- 1	23-39- 1-361- 6	70-530-7	UTAH	20-36-0-369- 3
@STAN	58	25	45-238- 3	21-31- 0-340- 4	76-578-7	USC	3- 6-0- 23- 0
WSU	24	19	34-125- 2	16-27- 1-226- 1	61-351-3	UW	DNP
@UO	13	23	43-154- 0	18-44- 3-261- 1	87-415-1	ASU	DNP
UCLA	39	24	44-265- 3	15-25- 1-248- 1	69-513-4	OSU	5- 8-0-162- 2
@UO	31	23	36-202- 2	20-36- 2-232- 1	72-434-3	AFA	9-15-0-188- 3
UTAH	13	25	45-239- 1	21-42- 2-196- 0	87-435-1		
@UO	31	26	39-181- 1	21-38- 0-374- 3	77-555-4		
UO	22	16	34- 79- 2	18-29- 0-273- 0	63-352-2		
@USC	24	23	46-218- 2	16-29- 1-175- 1	75-393-3		
UO	31	18	45-112- 1	15-25- 0-193- 3	70-305-4		
@UW	28	18	35-152- 2	15-30- 1-261- 1	65-413-3		
UO	31	21	38-179- 2	17-37- 2-229- 2	75-408-4		
@ASU	52	26	44-405- 5	17-31- 1-218- 2	75-623-7		
OSU	30	18	35-134- 3	13-29- 1-215- 1	64-349-4		
@UO	48	25	50-145- 1	14-25- 2-299- 5	75-444-6		
UO	41	22	43-266- 1	16-30- 1-317- 4	73-583-5		
AFA	13	11	41-152- 1	6-21- 1- 59- 0	62-211-1		

PASSING	Smith
GAME	C--A--I-YDS-TD
UA	4- 9-1- 28- 1
NEV	5- 8-0- 35- 0
FSU	7-12-0- 70- 2
STAN	7-12-0- 97- 1
WSU	14-30-0-205- 1
UCLA	16-23-1-159- 0
UTAH	INJ
USC	14-22-0-235- 0
UW	15-25-0-193- 3
ASU	13-33-2-139- 1
OSU	9-16-2-137- 3
AFA	4-10-1- 87- 1



# 1997 GAME SUMMARIES

## OREGON 16, ARIZONA 9 Sept. 4 at Autzen Stadium (38,035) (Weather: 70 degrees, Clear)



**EUGENE** -- Saladin McCullough ignited the year with a 93-yard touchdown return on the opening kickoff to help Oregon to a 16-9 win at Autzen Stadium in front of a national television audience. The Ducks scored twice more in the first half on a two-yard pass from Akili Smith to Blake Spence and a Joshua Smith 19-yard field goal to seal their fifth straight season-opening win.

Arizona answered in the second half, scoring its first points on the second drive of the third quarter on a 33-yard field goal by T.J. Rodriguez. Their last score came on a 20-yard touchdown pass from reserve quarterback Brady Batten to Brad Brennan on the game's final drive.

Although Arizona won the battle of total yards (312-183) and time of possession (33:00-27:00), it was the defenses which dictated the game. Oregon linebacker Peter Sirmon led Oregon with 10 tackles, including five for losses and two sacks, in addition to picking up a fumble by Arizona quarterback Keith Smith on the Oregon eight-yard line, and returned it 34 yards to preserve the first-half shutout.

The quarterback tandem of Akili Smith and Jason Maas combined for 112 yards passing, one TD and one interception, while Saladin McCullough gained 63 yards rushing on 21 carries.

Following the game, McCullough and Sirmon were honored as the Pac-10 special teams and defensive players of the week, respectively.


	First Downs	Rushing No./Yds	Passing Yds/Att/Cmp	Total Offense	Fumbles No./Lost	Score By Quarters
Arizona	18	37/92	220/41/21/0	312	3-1	0-0-3-6-9
Oregon	8	33/71	112/21/11/1	183	1-0	7-9-0-0-16

**SCORING SEQUENCE:** UO - Saladin McCullough 93 kickoff return (Joshua Smith kick), 14:43, 1st; UO - Blake Spence 1 pass from Akili Smith (kick failed), 12:40, 2nd; 09:01 UO - Smith 19 FG, 9:01, 2nd; UA - T.J. Rodriguez 33 FG, 6:44, 3rd; UA - Brad Brennan 20 pass from Brady Batten (kick failed), 0:14, 4th.

**OREGON RUSHING:** McCullough 21-63, Smith 8-12. **OREGON PASSING:** Maas 6-11-0 52, Smith 4-9-1 28, McCullough 1-1-0 32. **RECEIVING:** Johnson 4-63, Haynes 2-22, Hartley 2-18, Collins 1-5, Winn 1-3, Spence 1-1.

**ARIZONA RUSHING LEADERS:** Canidate 17-73, Eafon 5-27. **PASSING LEADERS:** Smith 12-21-0 116, Batten 9-19-9 104. **RECEIVING LEADERS:** Northcutt 8-74, Williams 7-80.

## OREGON 24, NEVADA 20 Sept. 13 at Mackay Stadium (30,420) (Weather: 80 degrees, Clear)



**RENO, Nevada** -- Oregon came from behind to pull out its second win of the season on its final drive of the game, capped by a 14-yard pass from Jason Maas to Blake Spence with 62 seconds remaining in Mackay Stadium.

The Ducks overcame several early miscues, including two Saladin McCullough fumbles deep in Nevada territory in the second quarter and 14 penalties for 136 yards. Nevada relied solely on its passing attack as quarterback John Dutton completed 33 of 55 passes for 381 yards. On the opposite side of the ball, Oregon quarterback Jason Maas relieved starter Akili Smith in the second quarter and finished 20-33 passing for 255 yards, including 70 yards on the clinching touchdown drive while transforming a quartet of third-down conversions.

It was a big day for the receivers as Nevada's Geoff Noisy ended with game highs of 18 catches and 201 yards receiving, while Pat Johnson led the Ducks with eight catches for 118 yards.

Tailback Saladin McCullough enjoyed an excellent first half, carrying 15 times for 89 yards, but by game's end had dropped to 88 yards on 22 carries.

Nevada kicker Damon Shea faced a frustrating afternoon, missing field goal attempts from 39, 45 and 25 yards.

	First Downs	Rushing No./Yds	Passing Yds/Att/Cmp	Total Offense	Fumbles No./Lost	Score By Quarters
Oregon	24	31/123	290/41/25/1	413	3/2	0-7-3-14-24
Nevada	22	18/25	381/55/33/1	406	2/1	7-3-0-10-20


**SCORING SEQUENCE:** UN - Geoff Noisy 5 pass from John Dutton (Damon Shea kick), 8:18, 1st; UO - Saladin McCullough 11 run (Joshua Smith kick), 1:10, 2nd; UN - Shea 45 FG, 0:00, 2nd; UO - Smith 20 FG, 3:26, 3rd; UN - Shea 21 FG, 10:28, 4th; UO - McCullough 14 pass from Jason Maas (Smith kick), 7:07, 4th; UN - Trevor Insley 10 pass from Dutton (Shea kick), 4:20, 4th; Tony Hartley 14 yd pass from Maas (Smith kick), 1:02, 4th.

**OREGON RUSHING:** McCullough 22-88, Maas 5-20, Winn 2-20, Parker 1-2. **PASSING:** Maas 20-33-1 255, Smith 5-8-0 35. **RECEIVING:** Johnson 8-118, Collins 3-45, McCullough 4-38, Hartley 3-22, Haynes 2-14, Spence 2-29, Parker 1-11, Jelks 1-11, Brust 1-2.

**NEVADA RUSHING LEADER:** Lemon 13-17. **PASSING LEADER:** Dutton 33-55-1 381. **RECEIVING LEADERS:** Noisy 18-201, Insley 8-117.

# 1997 GAME SUMMARIES

## OREGON 43, FRESNO STATE 40 (OT) Sept. 20 at Autzen Stadium (38,298) (Weather: 70 degrees, Clear)



**EUGENE --** Oregon relied on overtime to beat Fresno State for the second straight year, this time edging the Bulldogs, 43-40, at Autzen Stadium.

The Ducks appeared ready for a rout, bolting out to a 37-20 lead early in the fourth quarter on a 17-yard Saladin McCullough run. Fresno State answered 150 yards of total offense in the fourth quarter with scores on its final three drives, including a Jeff Hanna 28-yard field goal with 46 seconds remaining to

tie matters at 37-37.

The Bulldogs got the first crack in overtime and marched to the Oregon 11-yard line before linebacker Peter Sirmon batted down a Billy Volek pass, forcing another 28-yard field goal. On Oregon's subsequent possession, McCullough kept the drive alive with a key four-yard pick-up on 3rd-and-3 at the FSU 14. Quarterback Jason Maas then hit Blake Spence with a 13-yard pass to the Fresno State one-yard line before diving over the middle himself for the score on the following play.

McCullough led Oregon on the ground with 145 yards on 26 carries. Blake Spence led receivers with nine catches for 127 yards, combining with fellow tight end A.J. Jelks for 13 catches and 163 total yards.


	First Downs	Rushing No./Yds	Passing Yds/Att/Cmp	Total Offense	Fumbles No./Lost	Score By Quarters
Fresno State	27	42/184	288/39/29	472	1-1 14-0	6-17-3-40
Oregon	31	43/168	259/36/24	427	0-0 7-14-10	6-6-43

**SCORING SEQUENCE:** FSU - Michael Pittman 4 run (Jeff Hanna kick), 13:58, 1st; UO - Blake Spence 19 pass from Jason Maas (Joshua Smith kick), 9:12, 1st; FSU - Jaime Kimbrough 6 pass from Billy Volek (Hanna kick), 3:00, 1st; UO - A.J. Jelks 4 pass from Akili Smith (J. Smith kick), 12:11, 2nd; UO - Spence 2 pass from A. Smith (J. Smith kick), 2:49, 2nd; FSU - Kimbrough 47 pass from Volek (kick failed), 10:53, 3rd; UO - Spence 11 pass from Maas (J. Smith kick), 7:55, 3rd; UO - J. Smith 32 FG, 1:36, 3rd; UO - Saladin McCullough 16 run (kick failed), 14:09, 4th; FSU - Warren Fortier 3 pass from Volek (Hanna kick), 12:02, 4th; FSU - Kimbrough 1 run (Hanna kick), 8:39, 4th; FSU - Hanna 28 FG, 0:46, 4th; FSU - Hanna 28 FG, OT; UO - Maas 1 run, OT.

**OREGON RUSHING:** McCullough 26-145, Smith 5-11, Maas 7-8, Parker 4-3, Winn 1-1. **PASSING:** Maas 17-24-2, 189, Smith 7-12-0, 70. **RECEIVING:** Spence 9-127, Jelks 4-36, Hartley 3-30, Johnson 3-26, Haynes 2-20, McCullough 2-9, Parker 1-11.

**FSU RUSHING LEADER:** Pittman 24-131. **PASSING LEADER:** Volek 29-39-0 288. **RECEIVING LEADER:** Thompson 10-70.

## STANFORD 58, OREGON 49 Sept. 27 at Stanford Stadium (44,721) (Weather: 78 degrees, Clear)



**PALO ALTO, Calif. --** It was another Stanford-Oregon shoot-out as the two teams combined for a conference record 107 points for a regulation game as Stanford escaped with a 58-49 victory at home.

The Ducks showed plenty of resilience during the evening, rallying from two-touchdown deficits in each of the four quarters. Although Oregon scored four of the last six touchdowns in the game, three Duck turnovers and an un-

stoppable Stanford offense handed Oregon its first loss of the season.

On the ground, Saladin McCullough rushed for 123 yards (including 85 in the second half) and added 155 yards in kickoff returns, accumulating 302 all-purpose yards to rank fifth on the school's all-time single-game ledger. Oregon's Jason Maas held the advantage behind center in game time, finishing 16-for-27 passing with 264 yards and five touchdowns, but Akili Smith was equally sharp, completing 7-for-11 for 97 yards and one TD. At receiver, Pat Johnson caught eight passes for 179 yards and two touchdowns, and also added 79 yards on returns.

The Cardinal offense was equally prolific, scoring touchdowns on seven of their 14 possessions on the evening and adding two field goals.

Safety Jaiya Figueras led the Ducks with 10 tackles and one pass break-up.


	First Downs	Rushing No./Yds	Passing Yds/Att/Cmp	Total Offense	Fumbles No./Lost	Score By Quarters
Oregon	20	31/169	361/39/23	530	2-2	7-21-7-14-49
Stanford	25	45/238	340/31/21	578	0-0	21-14-6-17-58

**SCORING SEQUENCE:** UO - Pat Johnson 66 pass from Jason Maas (Joshua Smith kick), 12:40, 1st; SU - Troy Walters 23 pass from Chad Hutchinson (Kevin Miller kick), 9:04, 1st; SU - Jon Ritchie 9 pass from Hutchinson (Miller kick), 7:27, 1st; SU - Damon Dunn 80 pass from Hutchinson (Miller kick), 3:56, 1st; UO - Kevin Parker 35 pass from Akili Smith (J. Smith kick), 11:12, 2nd; SU - Anthony Bookman 67 run (Miller kick), 10:48, 2nd; SU - Walters 31 pass from Hutchinson (Miller kick), 4:02, 2nd; UO - Tony Hartley 4 pass from Maas (J. Smith kick), 0:45, 2nd; UO - Johnson 47 pass from Maas (J. Smith kick), 0:38, 2nd; SU - Miller 33 FG, 12:30, 3rd; SU - Miller 33 FG, 7:35, 3rd; UO - LaCorey Collins 4 pass from Maas (J. Smith kick), 5:45, 3rd; SU - Bookman 9 run (Dunn pass), 10:03, 4th; UO - A.J. Jelks 3 pass from Maas (J. Smith kick), 7:42, 4th; SU - Mike Mitchell 3 run (Miller kick); 3:52, 4th; UO - Derien Latimer 3 run (J. Smith kick); 1:31, 4th; SU - Kailee Wong safety, 0:05, 4th.

**OREGON RUSHING:** McCullough 12-123, Latimer 8-31, Smith 5-17. **PASSING:** Maas 16-27-1, 264, Smith 7-12-0, 97. **RECEIVING:** Johnson 8-179, Hartley 4-55, Spence 4-40, Collins 2-11, Jelks 2-7, Parker 1-35, McCullough 1-24, Haynes 1-10.

**STANFORD RUSHING LEADERS:** Bookman 17-150, Mitchell 24-100. **PASSING LEADER:** Hutchinson 21-31-0, 340. **RECEIVING LEADERS:** Walters 13-169, Dunn 4-109.

**WASHINGTON STATE 24, OREGON 13**  
**Oct. 4 at Autzen Stadium (43,516)**  
**(Weather: 61 degrees, Rain)**



**EUGENE --** Fifteenth-ranked Washington State continued its march to the Rose Bowl with a close call at Oregon, 24-13, in Autzen Stadium.

The Oregon offense overcame a 14-0 halftime deficit behind Akili Smith, who completed 14 of 30 passes for 205 yards and one touchdown. The Ducks cut the deficit to 21-13 with 8:44 remaining to play on a Smith to Tony Hartley 31-yard scoring pass following a Peter Sirmon interception. However they were

unable to keep the Cougars from tacking on another field goal which put the game out of reach late in the fourth quarter.

The Ducks' defense did a good job containing Heisman Trophy candidate Ryan Leaf, holding him to his lowest totals of the season despite throwing for 226 yards and one touchdown while completing 16 of 27 passes. Yet on the ground, Michael Black proceeded to score twice while carrying the ball 24 times for 114 yards.

Oregon tailback Saladin McCullough piled up 54 yards rushing on the opening drive and 62 by the first quarter's end but wound up with only 74 yards and no scores on 21 carries.

At game's end, Oregon held a 415-351 advantage in total yards over the nation's fourth-ranked offense, but Washington State's defense did its part, forcing three first-half interceptions and blocking a 35-yard field goal on the Ducks' opening drive.

	First Downs	Rushing No./Yds	Passing Yds/Att/Cmp	Total Offense	Fumbles No./Lost	Score By Quarters
Washington State	19	34/125	226/27/16	351	1-1	0-14-7- 3-24
Oregon	23	43/154	261/44/18	415	2-0	0- 0-3-10-13


**SCORING SEQUENCE:** WSU - Michael Black 1 run (Rian Lindell kick), 11:16, 2nd; WSU - Black 6 run (Lindell kick), 0:56, 2nd; UO - Joshua Smith 32 FG, 9:51, 3rd; WSU - Kevin McKenzie 12 pass from Ryan Leaf (Lindell kick), 2:47, 3rd; UO - J. Smith 26 FG, 15:54, 4th; UO - Tony Hartley 31 pass from Akili Smith (J. Smith kick), 8:44, 4th; WSU - Lindell 28 FG, 3:30, 4th.

**OREGON RUSHING:** McCullough 21-74, Latimer 8-36, Smith 11-33, Winn 2-7, Parker 1-4. **PASSING:** Smith 14-30-0, 205, Maas 4-14-3, 56.

**RECEIVING:** Johnson 5-102, Hartley 5-58, Collins 2-22, Parker 2-12, Brust 1-40, McCullough 1-14, Spence 1-13.

**WSU RUSHING LEADER:** Black 24-114. **PASSING LEADER:** Leaf 16-27-1 226. **RECEIVING LEADERS:** Jackson 6-109, McKenzie 4-38.

**UCLA 39, OREGON 31**  
**Oct. 11 at Autzen Stadium (42,314)**  
**(Weather: 55 degrees, Overcast)**



**EUGENE --** Oregon's 21-10 first-quarter bulge proved to be not enough as UCLA took advantage of a pair of second-half turnovers and put the game away with two field goals in the final five minutes of the contest in Autzen Stadium.

The two teams combined for 336 yards of total offense in the first quarter, yet it was the Bruins' defense which ultimately proved to be the difference as they held the Ducks to one meaningless second-half touchdown with only 40 seconds remaining to play.

Tailback Saladin McCullough put up 94 yards rushing and one touchdown in the first quarter, highlighted by his longest run of his Oregon career (71 yards), yet he could manage only 39 yards the rest of the way en route to his first of four-consecutive 100-yard rushing efforts.

Quarterback Akili Smith demonstrated flashes of brilliance in the first half, completing 11 of 13 passes for 114 yards while adding 58 yards on the ground, before a bruised shoulder contributed to a quieter second half.

UCLA quarterback Cade McNown and running back Skip Hicks keyed the Bruin comeback, with McNown finishing with 15 completions in 25 attempts for 248 yards, one interception and one touchdown. Hicks played the first half only, yet still netted 90 yards on 12 carries for one touchdown. Back-up rushers Keith Brown and Jermaine Lewis helped UCLA accumulate a 265-202 rushing advantage over Oregon.

On defense, Oregon linebacker Peter Sirmon paced the Ducks with 11 tackles, including three for losses. Defensive back Eric Edwards' interception and Michael Fletcher's fumble recovery helped the Ducks to a three-to-two advantage in turnovers against the nation's leader in turnover margin.

	First Downs	Rushing No./Yds	Passing Yds/Att/Cmp	Total Offense	Fumbles No./Lost	Score By Quarters
UCLA	24	44/265	248/25/15	513	3-2	17-3-7-12-39
Oregon	23	36/202	232/36/20	434	0-0	21-3-0- 7-31


**SCORING SEQUENCE:** UCLA - Chris Sailer 32 FG, 11:21, 1st; UO - Akili Smith 13 run (Joshua Smith kick), 8:41, 1st; UCLA - Skip Hicks 11 run (Sailer kick), 7:24, 1st; UO - Saladin McCullough 71 run (J. Smith kick), 6:24, 1st; UO - Michael Fletcher 14 fumble recovery (J. Smith kick), 6:00, 1st; UCLA - Cade McNown 10 run (Sailer kick), 1:27, 1st; UCLA - Sailer 40 FG, 5:45, 2nd; UO - J. Smith 22 FG, 2:48, 2nd; UCLA - Jim McElroy 40 pass from McNown (Sailer kick), 5:59, 3rd; UCLA - McNown 1 run (kick failed), 7:51, 4th; UCLA - Sailer 35 FG, 4:46, 4th; UCLA - Sailer 56 FG, 1:51, 4th; UO - A.J. Jelks 9 pass from Jason Maas (J. Smith kick), 0:40, 4th.

**OREGON RUSHING:** McCullough 20-133, Smith 14-67, Maas 2-2. **PASSING:** Smith 16-23-1, 159, Maas 4-13-1, 73. **RECEIVING:** Haynes 6-45, Johnson 5-40, Spence 2-38, Collins 2-18, Parker 1-33, Hartley 1-31, Brust 1-13, Jelks 1-9, Winn 1-5.

**UCLA RUSHING LEADERS:** Hicks 12-90, Brown 14-88, Lewis 10-75. **PASSING LEADER:** McNown 15-25-1, 248. **RECEIVING LEADERS:** Farmer 5-56, McElroy 3-72.

# '97 GAME SUMMARIES

## OREGON 31, UTAH 13 Oct. 18 at Autzen Stadium (39,389) (Weather: 53 degrees, Partly Sunny)



**EUGENE --** Quarterback Jason Maas enjoyed a career-best day passing to help end a three-game losing streak with a 31-13 win over Utah in Autzen Stadium.

The junior signal caller completed 20 of 36 passes for 369 yards and three touchdowns and added another 20 yards on the ground to post the school's sixth-best total offensive effort and the Ducks' best at home in seven seasons.

Equally sharp, the Oregon defense shutout the Utes in the second half while limiting the visitors to only 183 yards in the final 30 minutes to ensure the Homecoming win.

Tight end Blake Spence led the Duck receivers with six catches for 214 yards, including a key 39-yard touchdown in the third quarter to extend Oregon's lead to 24-13 with 9:40 remaining. Spence's effort was Oregon's finest ever by a tight end — surpassing Josh Wilcox's 180-yard day against Colorado State from 1996 — and the fourth-best of all time.

On the ground, Saladin McCullough collected his fourth, 100-yard rushing effort of the season, rolling up 83 yards in the second half, on his way to a 114 yards on 23 carries.

Senior safety Jaiya Figueras sparked the defense with his first two interceptions of his collegiate career -- the second a diving, one-hand juggler that stopped a fourth-quarter Ute drive on the Oregon 13-yard line.

Utah relied heavily on running back Juan Johnson who ended with 32 carries for 190 yards rushing and one touchdown. Ute quarterback Jonathan Crosswhite was held to 96 yards passing through three quarters, before adding another 100 yards in the fourth period, to finish with 196 total yards.


	First Downs	Rushing No./Yds	Passing Yds/Att/Cmp	Total Offense	Fumbles No./Lost	Score By Quarters
Utah	25	45/239	196/42/21	435	0-0	7-6-0-0-13
Oregon	26	39/181	374/38/21	555	0-0	3-14-14-0-31

**SCORING SEQUENCE:** UO - Joshua Smith 30 FG, 13:36, 1st; UU - Juan Johnson 6 run (Tommy Truhe kick), 5:14, 1st; UO - Saladin McCullough 3 run (J. Smith kick), 11:47, 2nd; UO - A.J. Jelks 3 pass from Jason Maas (J. Smith kick), 6:11, 2nd; UU - Truhe 42 FG, 2:22, 2nd; UU - Truhe 31 FG, 0:14, 2nd; UO - Blake Spence 39 pass from Maas (J. Smith kick), 9:40, 3rd; UO - McCullough 13 pass from Maas (J. Smith kick), 0:30, 3rd.

**OREGON RUSHING:** McCullough 23-114, Maas 4-20, Cooper 3-19, Winn 3-11. **PASSING:** Maas 20-36-0, 369, Feeley 1-2-0, 5. **RECEIVING:** Spence 6-214, McCullough 5-36, Johnson 4-34, Hartley 2-46, Jelks 2-39.

**UTAH RUSHING LEADER:** Johnson 32-190. **PASSING LEADER:** Crosswhite 21-42-2, 196. **RECEIVING LEADERS:** Anderson 8-75, Dyson 5-53.

## USC 24, OREGON 22 Oct. 25 at L.A. Coliseum (53,640) (Weather: 72 degrees, Clear)



**LOS ANGELES --** A missed 36-yard field goal with only three seconds remaining on the clock cut short Oregon's second-half comeback as USC escaped with a 24-22 verdict in the L.A. Memorial Coliseum.

The Trojans opened with touchdowns on three of their first four drives before the Ducks answered with 19-second half points of their own, thanks in part to a 61-yard interception return for a touchdown by freshman Rashad

Bauman which provided a long-awaited spark.

In front of his hometown family and friends, tailback Saladin McCullough passed the century mark again with 113 yards on 18 rushes, including a 45-yard breakaway in the second quarter, putting the Ducks in position for a field goal -- their first points of the day. Through the air, Akili Smith came off the bench for 14-or-22 passing and 235 yards.

The Oregon receiving corps also showed well, as tight end Blake Spence paced 10 different receivers who combined for 18 catches and 273 yards.

USC running back Delon Washington rushed for a season-high 130 yards on 25 carries, while quarterback John Fox connected on 16 of 28 passes for 175 yards and one touchdown.

But it was Smith who rallied the Ducks, completing 12 of 20 passes for 208 yards in the second half, and guided his team to a pair of fourth-quarter scores.


	First Downs	Rushing No./Yds	Passing Yds/Att/Cmp	Total Offense	Fumbles No./Lost	Score By Quarters
Oregon	16	34/79	273/29/18	352	6-2	0-3-7-12-22
USC	23	46/218	175/29/16	393	5-1	14-7-3-0-24

**SCORING SEQUENCE:** USC - Rodney Sermons 13 run (Adam Abrams kick), 7:22, 1st; USC - R. Jay Soward 13 run (Abrams kick), 1:29, 1st; UO - Joshua Smith 22 FG, 11:24, 2nd; USC - Sermons 15 pass from John Fox (Abrams kick), 6:50, 2nd; UO - Rashad Bauman 61 interception return (J. Smith kick), 10:28, 3rd; USC - Abrams 25 FG, 2:49, 3rd; UO - Saladin McCullough 5 run (kick failed), 14:53, 4th; UO - Akili Smith 3 run (pass failed), 4:11, 4th.

**OREGON RUSHING:** McCullough 18-113, Latimer 1-6. **PASSING:** Smith 14-22-0, 235, Maas 3-6-0, 23. **RECEIVING:** Spence 4-35, Hartley 2-71, Parker 2-59, Johnson 2-47, Jelks 2-28, Haynes 2-24.

**USC RUSHING LEADER:** Washington 25-130. **PASSING LEADER:** Fox 16-28-1, 175. **RECEIVING LEADER:** Miller 9-105.

**OREGON 31, WASHINGTON 28**  
**Nov. 8 at Husky Stadium (73,775)**  
**(Weather: 57 degrees, Sunny)**



**SEATTLE --** Oregon added another chapter to one of the Northwest's most storied rivalries with a 31-28 upset over then-No. 6 Washington in Husky Stadium, marking the Ducks' third victory in four tries over the perennial conference contender.

The Ducks jumped out to a 17-0 advantage early in the second quarter, then upped their lead to 24-3 with 3:52 left in the second quarter. But Washington rallied behind backup quarterback

Marques Tuiasosopo with a 15-point third quarter to draw within a 24-21 deficit heading into the final period. Tuiasosopo' second half -- 199 yards passing and another 65 yards rushing -- helped UW extend to a 28-24 lead midway through the final quarter before Oregon put together its most crucial drive of the season. Starting at his own 27-yard line with 7:52 remaining, Smith converted two third-down conversions to move the Ducks forward to the Washington 39-yard line for a critical third-and-20 situation with 2:39 remaining. Looking to the end zone, Smith, who kept the Huskies off-balance all day with his scrambling ability, connected with a diving Pat Johnson in the right corner of the end zone for a 29-yard scoring pass.

The victory was Oregon's second in as many tries at Seattle under head coach Mike Bellotti and ended UW's 12-game Pac-10 and 11-game home winning streaks.

On defense for Oregon, linebacker Peter Sirmon again led the way, ending with nine tackles, one interception and one fumble recovery. The sophomore from Walla Walla, Wash., also closed the door on Washington in the fourth quarter with 1:25 left, tackling Tuiasosopo for a one-yard loss on a fourth-and-four situation. Smith and Sirmon were named the Pac-10's offensive and defensive players week.


	First Downs	Rushing No./Yds	Passing Yds/Att/Cmp	Total Offense	Fumbles No./Lost	Score By Quarters
Oregon	18	45/112	193/25/15	305	1-1	14-10-0-7-31
Washington	18	35/152	261/30/15	413	2-1	0-6-15-7-28

**SCORING SEQUENCE:** UO - A.J. Jelks 2 pass from Akili Smith (Josh Frankel kick), 6:41, 1st; UO - Saladin McCullough 1 run (Frankel kick), 3:53, 1st; UO - Frankel 26 FG, 12:37, 2nd; UW - Nick Lentz 46 FG, 7:40, 2nd; UO - Blake Spence 4 pass from Smith (Frankel kick); 3:52, 2nd; UW - Nick Lentz 35 FG; 2:16, 2nd; UW - Marques Tuiasosopo 42 run (Jerome Pathon pass), 13:37, 3rd; UW - Olin Kreutz fumble recovery (Lentz kick), 8:27, 3rd; UW - JaWarren Hooker 41 pass from Tuiasosopo (Lentz kick), 8:00, 4th; UO - Pat Johnson 29 pass from Smith (Frankel kick), 2:33, 4th.

**OREGON RUSHING:** McCullough 28-117, Latimer 2-7. **PASSING:** Smith 15-25-0, 193. **RECEIVING:** Spence 5-56, Johnson 3-67, McCullough 3-24, Jelks 2-8, Haynes 1-27, Brust 1-11.

**WASHINGTON RUSHING LEADER:** Tuiasosopo 16-95. **PASSING LEADER:** Tuiasosopo 15-30-1, 261. **RECEIVING LEADER:** Pathon 7-164.

**ARIZONA STATE 51, OREGON 31**  
**Nov. 15 at Sun Devil Stadium (64,779)**  
**(Weather: 68 degrees, Clear)**



**TEMPE, Ariz. --** Arizona State utilized 405 yards and five touchdowns rushing to key a convincing 52-31 win in Sun Devil Stadium.

The Sun Devils dominated all phases of the game from the outset, jumping out to a 24-3 halftime advantage before Oregon was able to regroup. The Ducks managed to keep pace with the defending conference champions in the second half but the damage had already been done.

Arizona State's Michael Martin and J.R. Redmond combined for 285 yards rushing and three scores while the defense limited Oregon to only 126 yards total offense in the opening 30 minutes.

Oregon Quarterback Akili Smith relied on every talent he could, rushing for 99 yards on 10 carries, including a 58-yard breakaway on the opening drive of the third quarter. Through the air, he finished 14-of-34 passing for 147 yards and one TD.

After punting on their first three possession, head coach Mike Bellotti and his team faced a 17-0 deficit with 9:43 left in the second quarter. The Ducks closed to within 24-10 on a Saladin McCullough six-yard run with 10:08 left in the third quarter, but Arizona State answered with a 28-7 scoring run to take a 52-17 advantage with 4:45 remaining. Oregon put together two quick touchdown drives, including the second snaps of the year by redshirt freshman A.J. Feeley, who completed all four of his passes and scored on a two-yard run with 49 seconds left in the game.

Defensively, Jaiya Figueras, Tamoni Joiner and Peter Sirmon led with eight tackles, and Garth White and Desmond Byrd combined on the Ducks' only sack of the night.

	First Downs	Rushing No./Yds	Passing Yds/Att/Cmp	Total Offense	Fumbles No./Lost	Score By Quarters
Oregon	21	38/179	229/37/17	408	3-0	0-3-14-14-31
Arizona St	26	44/405	218/31/17	623	0-0	10-14-7-21-52


**SCORING SEQUENCE:** ASU - Robert Nycz 24 FG, 9:38, 1st; ASU - J.R. Redmond 54 run (Nycz kick), 5:32, 1st; ASU - Ricky Boyer 14 pass from Ryan Kealy (Nycz kick), 9:43, 2nd; UO - Josh Frankel 32 FG, 5:18, 2nd; ASU - Michael Martin 1 run (Nycz kick), 0:39, 2nd; UO - Saladin McCullough 6 run (Frankel kick), 10:08, 3rd; ASU - Martin 83 run (Nycz kick), 7:49, 3rd; UO - LaCorey Collins 11 pass from Akili Smith (Frankel kick), 3:00, 3rd; ASU - Lenzie Jackson 20 pass from Kealy (Nycz kick), 14:19, 4th; ASU - Jeff Paulk 2 run (Nycz kick), 10:00, 4th; ASU - Marlon Farlow 1 run (Nycz kick), 4:45, 4th; UO - Tony Hartley 5 pass from A.J. Feeley (Frankel kick), 1:57, 4th; UO - Feeley 2 run (Frankel kick), 0:49, 4th.

**OREGON RUSHING:** Smith 10-99, McCullough 23-69, Cooper 2-8, Feeley 1-2, Winn 1-1. **PASSING:** Smith 13-33-2, 139, Feeley 4-4-0, 90. **RECEIVING:** Brust 6-91, Hartley 2-41, Johnson 2-28, Collins 2-16, Weaver 1-28, Jelks 1-16, Spence 1-6, Haynes 1-6.

**ASU RUSHING LEADERS:** Martin 16-158, Redmond 11-127, Farlow 6-85. **PASSING LEADER:** Kealy 17-30-1, 218. **RECEIVING LEADERS:** Jackson 5-79, Bates, 3-43, Boyer 3-40.

# 1997 GAME SUMMARIES

## OREGON 48, OREGON STATE 30 Nov. 22 at Autzen Stadium (45,735) (Weather: 48 degrees, Rain)



**EUGENE** -- Pat Johnson saved his best performance for last, scoring four touchdowns to help Oregon to a 48-30 win over Oregon State in Autzen Stadium.

Johnson finished the day with six catches for 199 yards in addition to a 74-yard punt return for a score, falling short of Bobby Moore's (Ahmad Rashad) school record for most all-purpose yards in one game (338 yards) by only one yard.

The victory marked Oregon's fourth straight win over its intrastate rivals and the 19th triumph in 23 tries (including one tie).

Johnson caught scoring passes of 36 yards from Akili Smith and 45 and 90 yards from Jason Maas on the afternoon, helping Oregon build a 27-10 halftime lead. Johnson followed with a 74-yard punt return in the third quarter on his way to being named the Pac-10's special teams player of the week.

Oregon State rallied behind Tim Alexander's 131 yards passing in the fourth quarter to score touchdowns on its final two drives. Alexander finished with 215 yards passing (13-29), while tailback Jason Dandridge racked up 104 yards on 23 rushes.

On the ground for Oregon, Saladin McCullough rushed for 91 yards on 13 carries in the first quarter on his way to a 36-carry and 156-yard effort, with two of the conference rushing champion's top three single-game efforts of all time coming against the Beavers.

	First Downs	Rushing No./Yds	Passing Yds/Att/Cmp	Total Offense	Fumbles No./Lost	Score By Quarters
Oregon State	18	35/134	215/29/13	349	3-1	3 7 6 14 - 30
Oregon	25	50/145	299/25/14	444	3-2	20 7 14 7 - 48

**SCORING SEQUENCE:** UO - Pat Johnson 36 pass from Akili Smith (kick no good); 13:28, 1st; OSU - Jose Cortez 43 FG; 8:53, 1st; UO - Saladin McCullough 19 run (Josh Frankel kick), 5:53, 1st; UO - Tony Hartley 21 pass from Smith (Frankel kick), 1:57, 1st; OSU - Jason Dandridge 35 run (Cortez kick), 5:53, 2nd; UO - Johnson 45 pass from Jason Maas (Frankel kick), 1:33, 2nd; UO - Tony Hartley 20 pass from Smith (Frankel kick), 5:05, 3rd; UO - Johnson 74 punt return (Frankel kick), 4:34; 3rd; OSU - Dandridge 12 run (pass failed), 2:25, 3rd; UO - Johnson 90 pass from Maas (Frankel kick), 11:53, 4th; OSU - Robert Prescott 33 pass from Tim Alexander (Cortez kick), 8:17, 4th; OSU - Brandon Reynolds 37 pass from Alexander (Cortez kick), 3:54, 4th.

**OREGON RUSHING:** McCullough 36-156, Winn 2-7. **PASSING:** Smith 9-16-2, 137, Maas 5-8-0, 162. **RECEIVING:** Johnson 6-199, Hartley 4-54, McCullough 1-16, Spence 1-14, Parker 1-11, Brust 1-5.

**OREGON STATE RUSHING LEADER:** Dandridge 23-104. **PASSING LEADER:** Alexander 13-29-1, 215. **RECEIVING LEADER:** Prescott 7-126.

## OREGON 41, AIR FORCE 13 Dec. 20 at Sam Boyd Stadium (21,514) (Weather: 58 degrees, Partly Cloudy)



**LAS VEGAS, Nev.** — Oregon's offense exploded for a pair of touchdowns on its first two plays from scrimmage and its special teams converted a blocked punt into a score to ignite the Ducks' 41-13 win over 23rd-ranked Air Force in Las Vegas Bowl VI.

Quarterback Akili Smith hooked up for a 69-yard touchdown pass with Pat Johnson on the game's first play and Saladin McCullough rambled for his longest run of his Oregon career less than two minutes later to fuel the Ducks' first bowl victory in eight years.

Oregon's maligned defense dismantled the Falcons' option offense, which entered the game ranked ninth in the country in rushing (232.6 avg.), limiting Air Force to only 152 yards on the ground and 211 yards total offense. Other than one 51-yard run, the defense limited the Academy's ground game to an average of only 2.5 yards per carry.

After allowing the cadets to cross the midfield stripe only once through the game's opening 22 minutes, freshman Garrett Sabol struck a major blow to the Falcons' hopes. He blocked a punt that bounced into the arms of Kevin Parker in the end zone, which was followed by a Tony Hartley scoring catch from Jason Maas 28 seconds before the intermission, to provide Oregon with an insurmountable 26-0 halftime advantage.

Johnson completed his collegiate career with 272 yards of all-purpose acreage to be named the game's most valuable player, icing the win with a 78-yard TD catch to open the final quarter.

Although the defense posted its best numbers of the season, led by Peter Sirmon's 11 tackles and an interception from senior Jaiyi Figueras, it was Oregon's offense which grabbed most of the headlines, chewing up less than a minute on each of its five offensive scoring drives.

	First Downs	Rushing No./Yds	Passing Yds/Att/Cmp	Total Offense	Fumbles No./Lost	Score By Quarters
Oregon State	22	43/266	317/30/16	583	3-2	13-13- 8- 7 41
Oregon	11	41/152	59/21/6	211	1-1	0- 0-13- 0 48

**SCORING SEQUENCE:** UO - Pat Johnson 69 pass from Akili Smith (Josh Frankel kick), 14:42, 1st; UO - Saladin McCullough 76 run (kick failed), 12:54, 1st; UO - Kevin Parker 0 punt return, (kick failed), 8:33, 2nd; UO - Tony Hartley 7 pass from Jason Maas (Joshua Smith kick), :28, 2nd; AF - Blane Morgan 1 run (Alex Wright kick), 8:29, 3rd; UO - Hartley 21 pass from Maas (Blake Spence pass), 4:55, 3rd; AF - Bryce Fisher 45 fumble return (pass failed), :43, 3rd; UO - Johnson 78 pass from Maas (J. Smith kick), 14:50, 4th.

**OREGON RUSHING:** McCullough 17-150, Maas 5-40, Latimer 5-30, Cooper 6-27, Crump 5-26. **PASSING:** Maas 9-15-0, 188; Smith 4-10-1, 87; Feeley 3-4-0, 42. **RECEIVING:** Johnson 5-169, Hartley 3-35, Spence 2-59, Collins 2-5, Parker 1-22, Weaver 1-20.

**AIR FORCE RUSHING LEADER:** Singleton 13-66. **PASSING LEADER:** Morgan 6-19-1, 59. **RECEIVING LEADERS:** Newman 2-29, Ruff 2-10.

# '97 STARTERS

## Offense

	Split End	Flanker	Tight End	Quarterback	Tailback	Fullback
UA @NEV FSU @STAN WSU UCLA UTAH @USC @UW @ASU OSU AFA	Johnson Johnson Hartley Johnson Johnson Johnson Johnson Hartley Hartley Johnson Johnson (9)	Hartley Hartley Haynes Haynes Hartley Brust <b>Brust (2)</b> Haynes Haynes <b>Haynes (5)</b> Hartley <b>Hartley (5)</b>	Spence Spence Spence Spence Spence Spence Spence Spence Spence Spence Spence (12)	A. Smith A. Smith Maas Maas Maas A. Smith Maas <b>Maas (5)</b> A. Smith A. Smith A. Smith <b>A. Smith (7)</b>	McCullough McCullough McCullough McCullough McCullough McCullough <b>Latimer (1)</b> McCullough McCullough McCullough McCullough (11)	Winn Winn Winn Winn Winn Winn Winn Winn Winn Winn Winn (12)
UA @NEV FSU @STAN WSU UCLA UTAH @USC @UW @ASU OSU AFA	<b>Left Tackle</b> Aguirre Aguirre Aguirre Aguirre Aguirre Aguirre Aguirre Aguirre Aguirre Aguirre Aguirre (12)	<b>Left Guard</b> deVries deVries Klews <b>Klews (2)</b> deVries deVries deVries deVries deVries deVries <b>deVries (10)</b>	<b>Center</b> Daly Daly Daly Moen Daly Moen Moen Daly (5) Moen Moen Moen <b>Moen (7)</b>	<b>Right Guard</b> Gundy Gundy Gundy Daly <b>Gundy (4)</b> Klews Klews <b>Klews (3)</b> Daly Daly Daly Daly (5)	<b>Right Tackle</b> Klews Klews Klews Weber Weber Weber Weber (6) Klews Klews Klews <b>Klews (6)</b>	

## Defense

	Left End	Defensive Tackle	Nose Tackle	Right End	Middle Linebacker	Inside Linebacker
UA @NEV FSU @STAN WSU UCLA UTAH @USC @UW @ASU OSU AFA	C. Smith C. Smith C. Smith C. Smith C. Smith Miller Miller Miller Miller <b>C. Smith (6)</b> Miller <b>Miller (6)</b>	Byrd Byrd Byrd Byrd Byrd Byrd <b>C. Smith (1)</b> Byrd Byrd Byrd (11)	Sualua Sualua Sualua Sualua Sualua Sualua Sualua Sualua Sualua Sualua <b>Sualua (12)</b>	Patu Patu Patu Byrd Patu Miller Patu Patu Patu Patu <b>Miller (2)</b> Patu <b>Patu (10)</b>	White White <b>Wilcox (1)</b> White <b>McLemore (1)</b> White White White White White White (10)	Klaasen Klaasen Klaasen (4) Sirmon Sirmon Sirmon Sirmon Sirmon Sirmon <b>Sirmon (8)</b>
UA @NEV FSU @STAN WSU UCLA UTAH @USC @UW @ASU OSU AFA	<b>Outside Linebacker</b> Sirmon Sirmon Sirmon <b>Sirmon (4)</b> <b>Fletcher (1)</b> Moore Moore Moore Moore Moore Moore <b>Moore (7)</b>	<b>Left Cornerback</b> Edwards Edwards Edwards Edwards Edwards Edwards Edwards Edwards Edwards Edwards <b>Edwards (12)</b>	<b>Strong Safety</b> Moore Moore Moore <b>Moore (4)</b> <b>Wilcox (1)</b> McLemore McLemore McLemore <b>McLemore (4)</b> <b>G. Barker (1)</b> Fletcher <b>Fletcher (2)</b>	<b>Free Cornerback</b> Figueras Figueras Figueras Figueras Figueras Figueras Figueras Figueras Figueras Figueras Figueras (12)	<b>Right Safety</b> <b>McLemore (1)</b> Bauman Bauman Bauman Bauman Bauman Bauman Bauman Bauman <b>Bauman (11)</b>	



# INDIVIDUAL HONORS

## **MARCO AGUIRRE**

Len Casanova Award  
(Oregon's Top First-Year Player)

## **RASHAD BAUMAN**

Freshman All-America  
(The Sporting News)

## **JOSH BIDWELL**

Pacific-10 Conference Honorable Mention  
(Coaches)

## **DESMOND BYRD**

Pacific-10 Conference Honorable Mention  
(Coaches)

## **SEATON DALY**

Pacific-10 Conference Honorable Mention  
Pacific-10 Academic All-Conference Honorable Mention  
Oregon Club of Portland Award  
(Oregon's Top Offensive Lineman)

## **STEFAN deVRIES**

Pacific-10 Academic All-Conference Honorable Mention

## **ERIC EDWARDS**

Clarke Trophy  
(Oregon's Most Improved Player)

## **ARASH EMAMI**

Pacific-10 Academic All-Conference Honorable Mention

## **JAIYA FIGUERAS**

Pacific-10 Conference Honorable Mention  
(Coaches)  
Bob Officer Award  
(Oregon Physical Adversity Award)

## **PAT JOHNSON**

Second-Team All-America  
(The Sporting News)  
Pacific-10 Conference Second Team  
(Coaches)  
Pacific-10 Special Teams Player of the Week  
(Oregon State)  
AT&T Long Distance Award  
(Oregon State)  
Las Vegas Bowl MVP

## **SALADIN McCULLOUGH**

Honorable Mention All-America  
(Football News)  
Pacific-10 Conference First Team  
(Football News)  
Pacific-10 Conference Second Team  
(Coaches)  
Pacific-10 Special Teams Player of the Week  
(Arizona)  
Hoffman Award  
(Oregon's Most Outstanding Player)

## **JASON MAAS**

Pacific-10 Academic All-Conference Honorable Mention  
AT&T Long Distance Award  
(Oregon State)

## **TERRY MILLER**

Pacific-10 Academic All-Conference Honorable Mention

## **DIETRICH MOORE**

Pacific-10 Academic All-Conference Honorable Mention

## **KEVIN PARKER**

Will Gonyea Award  
(Oregon's Most Inspirational Award)

## **PETER SIRMON**

Pacific-10 Conference First Team  
(Football News)  
Pacific-10 Conference Second Team  
(Coaches)  
Pacific-10 Defensive Player of the Week  
(Arizona, Washington)

## **AKILI SMITH**

Pacific-10 Offensive Player of the Week  
(Washington)

## **CALEB SMITH**

Pacific-10 Academic All-Conference First Team

## **BLAKE SPENCE**

Honorable Mention All-America  
(Football News)  
Pacific-10 Conference First Team  
(Football News)  
Pacific-10 Conference Second Team  
(Coaches)  
Pacific-10 Academic All-Conference Honorable Mention  
Ironman Award  
(Oregon's Most Playing Time)

## **DAVID WEBER**

Pacific-10 Conference Honorable Mention  
(Coaches)  
GTE Academic All-District VII  
Pacific-10 Academic All-Conference First Team  
Elmer Sahlstrom Award  
(Oregon's Senior Scholar-Athlete)

## **ERIC WINN**

Pacific-10 Conference First Team  
(Coaches)  
Pacific-10 Academic All-Conference First Team  
Gordon Wilson Award  
(Oregon's Top Special Team Player)

# 1997 Oregon Football Rosters

## Alphabetical

No.	Name	Pos.	Ht.	Wt.	Cl.-Exp.	Hometown (High School)
71	Adams, Jim	OL	6-3	262	Fr.-HS	Lake Forest, Calif. (El Toro)
92	Afuval, Darce	NG	6-1	295	So.-1L	Ogden, Utah (Bonneville)
69	Aguirre, Marco	OT	6-4	280	Jr.-TR*	Norwalk, Calif. (Garfield)
61	Armendariz, Mike	OG	6-4	285	Jr.-SQ*	Rancho Cucamonga, Calif. (Alta Loma)
62	Austin, Jeff	NG	6-1	245	Fr.-RS*	Beaverton (BHS)
87	Barker, Brent	DT	6-4	220	So.-1L*	Seaview, Wash. (Ilwaco)
3	Barker, Gary	CB	6-0	205	Fr.-RS*	Lynwood, Calif. (LHS)
17	Bauman, Rashad	DB	5-8	156	Fr.-HS	Phoenix, Ariz. (South Mountain)
53	Beckett, Josh	OT	6-4	330	So.-SQ*	Rancho Santa Margarita, Calif. (SMHS)
77	Bello, John	OL	6-4	273	Fr.-HS	Alta Loma, Calif. (Rancho Cucamonga)
40	Bidwell, Josh	P	6-3	220	Jr.-2L*	Winston (Douglas)
86	Black, Orrie	SE	5-11	190	Sr.-SQ*	Eugene (Willamette)
50	Boice, Jed	DE	6-4	270	Fr.-HS	Coos Bay (Marshfield)
49	Branson, Jeff	OLB	6-4	225	Sr.-2L*	Spokane, Wash. (University)
37	Brewer, Matt	FL	6-2	200	Jr.-2L*	Hillsborough, Calif. (Serra)
36	Brooks, Todd	FB	5-11	235	So.-SQ*	Union City, Calif. (Moreau)
21	Brown, Jerry	TB	5-11	195	So.-1L*	Pacoima, Calif. (Taft)
26	Brust, Ray	FL	6-3	200	So.-1L	Highlands Ranch, Colo. (HRHS)
99	Byrd, Desmond	DE	6-3	305	Sr.-3L*	Santa Maria, Calif. (SMHS)
34	Caulfield, Andy	FB	5-10	210	So.-TR*	Carmichael, Calif. (Jesuit)
34	Cheuvront, Aaron	MLB	6-1	228	So.-SQ*	Arvada, Colo. (Golden)
8	Collins, LaCorey	SE	6-4	220	Fr.-RS*	Oakland, Calif. (Skyline)
20	Cooper, Jason	CB	5-10	180	Fr.-RS*	Oakland, Calif. (Skyline)
94	Cotton, Al	DL	6-3	241	Fr.-HS	Tacoma, Wash. (Wilson)
27	Coyle, David	SS	6-0	180	Jr.-1L*	Loomis, Calif. (Del Oro)
30	Crump, David	TB	5-9	185	Jr.-2L	Stockton, Calif. (Lincoln)
68	Daly, Seaton	OG/C	6-4	270	Sr.-3L*	San Jose, Calif. (Del Mar)
63	deVries, Stefan	OG	6-4	270	Jr.-1L*	Salinas, Calif. (SHS)
92	Dillon, Jarrod	TE	6-2	225	Fr.-RS*	Healdsburg, Calif. (Cardinal Newman)
79	Driver, Paul	C	6-2	300	So.-SQ*	Oakland, Calif. (Logan)
4	Edwards, Eric	CB	6-0	180	Jr.-2L*	Pasco, Wash. (PHS)
27	Emami, Arash	P	6-0	215	Fr.-RS*	Eugene (South Eugene)
7	Feeley, A.J.	QB	6-4	200	Fr.-RS*	Ontario (OHS)
72	Fergus, Scott	OG	6-6	285	Jr.-TR*	Santa Ana, Calif. (Foothill)
22	Figueras, Jaiya	FS	6-1	210	Sr.-3L*	Glendale, Calif. (GHS)
1	Fletcher, Michael	SS	5-10	190	So.-1L*	Paramount, Calif. (PHS)
32	Frankel, Josh	PK	5-9	170	So.-SQ	Pacific Palisades, Calif. (Palisades)
54	Freiter, Zack	DL	6-3	236	Fr.-HS	Milwaukie (MHS)
64	Gerlits, Kevin	OL	6-4	273	Fr.-HS	Silverton (Silverton Union)
5	Griffin, Damon	FL	5-10	180	Sr.-3L	Monrovia, Calif. (MHS)
73	Gunderson, Scott	OT	6-4	300	Jr.-RS*	San Jose, Calif. (Lynbrook)
76	Gundy, Lee	OL	6-5	328	Fr.-HS	Marysville, Calif. (Foothill)
3	Harrington, Joey	QB	6-4	194	Fr.-HS	Portland (Central Catholic)
2	Hartley, Tony	FL	6-0	190	So.-1L	Los Alamitos, Calif. (LAHS)
10	Haynes, Donald	WR	5-9	168	Jr.-TR	San Diego, Calif. (Patrick Henry)
96	Heamish, Masi	NG	6-3	262	Jr.-TR	Portland (Benson)
87	Herman, Jeff	SE	5-11	180	Fr.-RS*	Vancouver, B.C. (Vancouver College)
45	Jelks, A.J.	FB	6-2	250	Sr.-3L	Sacramento, Calif. (McClatchy)
89	Jermany, Tauheed	SE	5-11	195	So.-SQ*	Portland (Benson)
83	Johnson, Pat	SE	5-10	180	Sr.-3L	Redlands, Calif. (RHS)
23	Joiner, Tamoni	CB	5-10	180	Fr.-HS	Tucson, Ariz. (Amphitheater)
84	Katz, Dan	PK	6-0	170	So.-SQ	Scottsdale, Ariz. (Chaparral)
78	Kirk, John	OT	6-4	295	Jr.-SQ*	Eugene (South)
46	Klaasen, Ryan	ILB	6-2	240	Jr.-2L*	Capistrano Beach, Calif. (San Clemente)
74	Klews, Michael	OG	6-5	305	Jr.-1L*	Castro Valley, Calif. (CVHS)
32	Krug, Derek	TE	6-2	225	So.-SQ*	Los Gatos, Calif. (LGHS)
6	Latimer, Derien	TB	5-11	205	So.-1L*	Colorado Springs, Colo. (Air Academy)
37	Lewman, Chris	FS	5-11	170	So.-SQ*	Beaverton (BHS)
80	Lofrano, Matt	SAM	6-3	240	Sr.-3L*	Rocklin, Calif. (Del Oro)
12	Maas, Jason	QB	6-3	200	Jr.-1L*	Yuma, Ariz. (YHS)

## Numerical

No.	Name	Pos.
1	Michael Fletcher	SS
2	Tony Hartley	FL
3	Gary Barker	CB
3	Joey Harrington	QB
4	Eric Edwards	CB
5	Damon Griffin	FL
6	Derien Latimer	TB
7	A.J. Feeley	QB
8	LaCorey Collins	SE
9	Brandon McLemore	CB
10	Donald Haynes	WR
11	Akili Smith	QB
12	Jason Maas	QB
13	Davis Sanchez	CB
14	Steve Smith	DB
15	Bobby Nero	WR
16	Chris Young	SS
17	Rashad Bauman	DB
18	Jamaal Wallace	FL
19	Justin Wilcox	FS
20	Jason Cooper	CB
21	Jerry Brown	TB
22	Jaiya Figueras	FS
23	Tamoni Joiner	CB
24	Kevin Parker	TB
26	Ray Brust	FL
27	David Coyle	SS
27	Arash Emami	P
28	Saladin McCullough	TB
29	Dietrich Moore	SS
30	David Crump	TB
31	Eric Winn	FB
32	Josh Frankel	PK
32	Derek Krug	TE
33	Rashawn Owens	OLB
34	Andy Caulfield	FB
34	Aaron Cheuvront	MLB
35	Garrett Sabol	DB
36	Todd Brooks	FB
37	Matt Brewer	FL
37	Chris Lewman	FS
38	Terry Miller	SAM
39	Chris Vandiver	ILB
40	Josh Bidwell	P
41	Curtis Moore	ILB
42	Jeff Simms	DL
43	Greg Payne	FB
44	Peter Sirmon	OLB
45	A.J. Jelks	FB
46	Ryan Klaasen	ILB
47	Erik Nicolaisen	OLB
48	Saul Patu	DT
49	Jeff Branson	OLB
50	Jed Boice	DE
51	Tim Shear	ILB
53	Josh Beckett	OT
54	Zack Freiter	DL
55	Garth White	MLB
56	Caleb Smith	SAM
57	Billy Prince	ILB

No.	Name	Pos.	Ht.	Wt.	Cl.-Exp.	Hometown (High School)
91	Martin, Anthony	TE	6-4	238	Jr.-TR	San Jose, Calif. (Oak Grove)
64	McClintick, Mac	NG	6-3	230	Fr.-RS*	Cave Junction (Illinois Valley)
28	McCullough, Saladin	TB	5-10	190	Sr.-1L	Pasadena, Calif. (Muir)
9	McLemore, Brandon	CB	6-2	200	So.-1L*	Torrance, Calif. (Bishop Montgomery)
38	Miller, Terry	SAM	6-2	230	So.-SQ*	Vancouver, Wash. (Portland Jesuit)
65	Moen, Deke	C	6-4	270	So.-SQ*	Vancouver, Wash. (Hudson's Bay)
41	Moore, Curtis	ILB	6-1	240	Sr.-3L*	San Francisco, Calif. (Riordan)
29	Moore, Dietrich	SS	6-1	205	So.-1L	Anchorage, Alaska (Dimond)
90	Naggi, Nathan	OLB	6-4	220	So.-SQ*	Beaverton (Jesuit)
15	Nero, Bobby	WR	5-11	160	Fr.-HS	Upland, Calif. (Chino)
60	Nichols, Matt	OG	6-4	275	Sr.-SQ*	Hawaiian Gardens, Calif. (Valley Christian)
47	Nicolaisen, Erik	OLB	6-2	211	Fr.-HS	Portland (Jesuit)
98	Nikolao, Jason	DL	6-2	291	Fr.-HS	Tacoma, Wash. (Clover Park)
66	Normoyle, Chad	C	6-5	275	Jr.-SQ*	West Linn (WLHS)
33	Owens, Rashawn	OLB	6-0	216	Fr.-HS	San Jose, Calif. (Gunderson)
24	Parker, Kevin	TB	5-10	185	Jr.-2L*	Oakland, Calif. (Skyline)
48	Patu, Saul	DT	6-3	240	Fr.-RS*	Seattle, Wash. (Rainier Beach)
43	Payne, Greg	FB	6-0	211	Jr.-TR*	Mission Viejo, Calif. (Capistrano Valley)
84	Peelle, Justin	TE	6-4	229	Fr.-HS	Dublin, Calif. (DHS)
57	Prince, Billy	ILB	6-0	220	Fr.-RS*	Kamuela, Hawaii (Hawaii Prep)
85	Pulido, Danny	TE	6-4	221	Fr.-HS	Costa Mesa, Calif. (Newport Harbor)
35	Sabol, Garrett	DB	6-0	187	Fr.-HS	Buena Park, Calif. (Kennedy)
13	Sanchez, Davis	CB	5-10	171	Jr.-TR	North Delta, B.C. (North Delta)
67	Schmid, Ryan	OL	6-4	256	Fr.-HS	Lake Oswego (Lakeridge)
51	Shear, Tim	ILB	6-2	208	Fr.-HS	Junction City (JCHS)
42	Simms, Jeff	DL	6-5	247	Jr.-TR	Tampa, Fla. (Hillsborough)
58	Simpson, Jeff	MLB	6-1	217	Jr.-TR*	Blue Springs, Mo. (BSHS)
44	Sirmon, Peter	OLB	6-2	245	So.-1L*	Walla Walla, Wash. (WWHS)
11	Smith, Akili	QB	6-3	226	Jr.-TR	San Diego, Calif. (Lincoln)
56	Smith, Caleb	SAM	6-4	260	So.-1L*	Vashon, Wash. (Vashon Island)
88	Smith, Joshua	PK	6-1	191	Jr.-2L	Colorado Springs, Colo. (Palmer)
14	Smith, Steve	DB	6-0	172	Fr.-HS	Rancho Palos Verdes, Calif. (San Pedro)
82	Spence, Blake	TE	6-4	250	Sr.-3L*	San Juan Capistrano, Calif. (Capistrano Valley)
86	Sualua, Leie	NG	6-3	280	Jr.-SQ*	Santa Ana, Calif. (Mater Dei)
93	Templeton, Walker	DT	6-4	230	Fr.-RS*	Kalispell, Mont. (Flathead)
97	Thomas, Richie	DE	6-3	260	So.-1L*	Colorado Springs, Colo. (Sierra)
39	Vandiver, Chris	ILB	6-2	208	Jr.-1L*	Lebanon (LHS)
95	Vaughan, Ruben	OLB	6-1	228	Fr.-HS	Santa Ana, Calif. (Foothill)
18	Wallace, Jamaal	FL	5-7	175	Sr.-SQ*	Eugene (Willamette)
81	Weaver, Jed	TE	6-3	245	Jr.-1L*	Redmond (RHS)
75	Weber, David	OT	6-5	285	Sr.-3L*	Englewood, Colo. (Cherry Creek)
55	White, Garth	MLB	6-1	230	Sr.-2L*	Springfield (Thurston)
19	Wilcox, Justin	FS	6-2	190	So.-1L*	Junction City (JCHS)
31	Winn, Eric	FB	5-10	212	Sr.-3L*	Beaverton (BHS)
16	Young, Chris	SS	5-11	195	So.-1L*	Garden Grove, Calif. (Rancho Alamitos)

\*Utilized Redshirt Year

No.	Name	Pos.
58	Jeff Simpson	MLB
60	Matt Nichols	OG
61	Mike Armendariz	OG
62	Jeff Austin	NG
63	Stefan deVries	OG
64	Kevin Gerlits	OL
64	Mac McClintick	NG
65	Deke Moen	C
66	Chad Normoyle	C
67	Ryan Schmid	OL
68	Seaton Daly	OG/C
69	Marco Aguirre	OT
71	Jim Adams	OL
72	Scott Fergus	OG
73	Scott Gunderson	OT
74	Michael Klews	OG
75	David Weber	OT
76	Lee Gundy	OL
77	John Bello	OL
78	John Kirk	OT
79	Paul Driver	C
80	Matt Lofrano	SAM
81	Jed Weaver	TE
82	Blake Spence	TE
83	Pat Johnson	SE
84	Justin Peelle	TE
84	Dan Katz	PK
85	Danny Pulido	TE
86	Orrie Black	SE
86	Leie Sualua	NG
87	Jeff Herman	SE
87	Brent Barker	DT
88	Joshua Smith	PK
89	Tauheed Jermany	SE
90	Nathan Naggi	OLB
91	Anthony Martin	TE
92	Jarrod Dillon	TE
92	Darce Afuvai	NG
93	Walker Templeton	DT
94	Al Cotton	DL
95	Ruben Vaughan	OLB
96	Masi Hearnish	NG
97	Richie Thomas	DE
98	Jason Nikolao	DL
99	Desmond Byrd	DE

## Pronunciation Guide

Darce Afuvai  
 Marco Aguirre  
 Mike Armendariz  
 Andy Caulfield  
 Aaron Cheuvront  
 Jaiya Figueras  
 Masi Hearnish  
 Tauheed Jermany  
 Ryan Klaasen

DARCE OFF-u-vie  
 A-GEAR-ray  
 Ar-men-DARE-uz  
 CALL-field  
 SHOO-vraht  
 Ji-ah Fah-GAIR-us  
 Ma-SY HAME-ish  
 Tah-HEED  
 CLAW-sun

Matt Lofrano  
 Jason Maas  
 Saladin McCullough  
 Deke Moen  
 Nathan Naggi  
 Akili Smith  
 Leie Sualua  
 Chris Vandiver

Low-FRAH-no  
 MOSS  
 Sahl-a-DEEN  
 MOAN  
 NAY-gee  
 A-KEEL-ee  
 Lay-EE-uh SUE-ah-LUE-ah  
 VAN-dah-VEAR