

# 1992 Oregon Football Statistics

TEAM STATISTICS	UO	OPP
FIRST DOWNS	219	180
Rushing	101	82
Passing	98	84
Penalty	20	14
Third Down Efficiency	.361	.274
Made/Attempted	66/183	48/175
RUSHING ATTEMPTS	511	481
Yards Gained	2126	2007
Yards Lost	388	464
NET YARDS RUSHING	1738	1543
Per Game	144.8	128.6
Per Play	3.4	3.2
Touchdowns	13	11
PASSES ATTEMPTED	335	307
Passes Completed	186	157
Per Game	15.5	13.1
Had Intercepted	11	14
Percentage	.555	.511
Sacks Against	47-287	37-263
NET YARDS PASSING	2264	2224
Per Game	188.7	185.3
Per Completion	12.4	14.2
Per Attempt	6.7	7.2
Touchdowns	12	15
TOTAL PLAYS	846	788
Per Game	70.5	65.7
Rushes Per Game	42.6	40.1
Passes Per Game	27.9	25.6
TOTAL OFFENSE	4002	3767
Per Game	333.5	313.9
Per Play	4.7	4.8
INTERCEPTIONS	14	11
Yards Returned	116	64
Per Return	8.3	6.4
Touchdowns	1	0
PUNTS	63	88
Punt Yardage	2547	3516
Punt Average	40.4	39.9
Yards Returned	234	544
Net Average	36.7	33.8
PUNT RETURNS	49	23
Yards Returned	544	234
Per Return	11.1	10.2
Touchdowns	1	1
KICKOFF RETURNS	30	37
Yards Returned	682	678
Per Return	22.7	18.3
Touchdowns	0	0
SCORING	265	222
Per Game	22.1	18.5
Touchdowns	29	27
PAT Kicking	22-24	21-23
PAT Others	3-5	2-4
Field Goals	21-34	11-13
Safeties	0	1
PENALTIES/YARDS	71/609	96/842
Per Game	50.7	70.2
FUMBLES/LOST	26/17	27/15
TOTAL TURNOVERS	28	29
TIME OF POSSESSION	374:37	345:23
Average	31:13	28:47

## RESULTS: 6-6

(Home: 4-3; Away: 2-2; Neutral: 0-1; Pac-10: 4-4)

Opponent	Score	Crowd	Record
Hawaii	L, 24-21	32,560-H	(0-1)
Stanford	L, 21-7	43,656-A	(0-2)
Texas Tech	W, 16-13	28,361-H	(1-2)
Nevada-Las Vegas	W, 59-6	29,508-H	(2-2)
Arizona State	W, 30-20	30,121-H	(3-2)
USC	L, 32-10	46,343-A	(3-3)
Washington	L, 24-3	47,612-H	(3-4)
Washington State	W, 34-17	25,450-A	(4-4)
California	W, 37-17	34,651-H	(5-4)
UCLA	L, 9-6	33,771-H	(5-5)
Oregon State	W, 7-0	35,547-A	(6-5)
Wake Forest (Independence Bowl)	L, 39-35	31,337-N	(6-6)

## PASSING

	PC	PA	PI	PCT	YDS	CPG	AVE	TD	LG
O'Neil	176	316	10	.557	2152	14.7	179.3	11	56
Musgrave (5)	10	19	1	.526	112	2.0	22.4	1	27

## RUSHING

	TC	YG	YL	NET	AVE	YPG	TD	LG
Burwell	193	864	42	822	4.2	68.5	7	42
Whittle	133	659	25	634	4.8	52.8	1	80
Shedrick	49	186	0	186	3.8	15.5	1	13
Deadwiler (9)	11	73	6	67	6.1	8.4	1	24
Moore (9)	16	101	0	101	6.3	11.2	1	29
D. Jones (7)	9	35	3	32	3.6	5.3	0	16
Meade (9)	4	25	0	25	6.2	3.1	0	10
Harris	2	14	0	14	7.0	1.3	0	8
McLemore (9)	1	3	0	3	3.0	0.3	0	3
Musgrave (5)	2	0	9	-9	—	—	0	-
O'Neil	90	166	290	-124	—	—	2	15

## TOTAL OFFENSE

	TP	YR	YP	NET	AVE	YPG	TD	LG
O'Neil	406	-124	2152	2028	4.9	169.0	13	56
Burwell	193	822	0	822	4.2	68.5	9	42

## ALL-PURPOSE

	RUSH	REC	RET	NET	AVE	TD	LG
Burwell	822	293	406	1521	126.7	9	42
Harris	14	496	517	1027	85.6	3	87
Deadwiler (9)	67	414	111	592	65.8	1	36

## SCORING

	TD	1EP	2EP	FG	TP	AVE
Thompson	0	22-24	0-0	21-34	85	7.1
Burwell	9	0-0	1-0	0-0	56	4.7
Harris	5	0-0	1-0	0-0	32	2.7
Deadwiler (9)	2	0-0	0-0	0-0	12	1.3
O'Neil	2	0-0	0-3	0-0	12	1.0
Tate	2	0-0	0-0	0-0	12	1.0
Jones	1	0-0	1-0	0-0	8	0.7
Moore (11)	1	0-0	0-0	0-0	6	0.6
McLemore (10)	1	0-0	0-0	0-0	6	0.6
Castle (10)	1	0-0	0-0	0-0	6	0.6
Shedrick	1	0-0	0-0	0-0	6	0.5
Whittle	1	0-0	0-0	0-0	6	0.5
O'Berry (10)	1	0-0	0-0	0-0	6	0.6
Ferry (11)	1	0-0	0-0	0-0	6	0.5
Molden	1	0-0	0-0	0-0	6	0.5

DEFENSIVE STATS	TP	T	AT	TT	FR	DP	CF	QS	TFL-Y
Farwell (11)	706	67	43	110	1	3	3	1/2	4-18
Bandison	690	47	23	70	0	0	1	3 1/2	14-48
Cota	752	38	31	69	0	2	0	2	6-40
Massey (11)	408	42	26	68	0	1	0	1	5-12
O'Berry (11)	713	41	21	62	3	9	2	0	5-17
Cummins	725	37	25	62	1	1	0	8 1/2	18-85
E. Jones	713	40	19	59	2	0	0	11	16-95
Molden	747	39	16	55	1	19	0	0	3-9
Castle (10)	619	32	22	54	0	1	0	0	1-2
Edwards (11)	626	24	19	43	1	1	2	6	10-48
Williams (11)	408	23	18	41	0	0	0	0	1-6
Asher (11)	156	19	12	31	2	0	1	0	4-4
Rodriguez	346	19	10	29	2	4	0	2	2-14
Hosey (9)	268	8	4	12	0	3	0	0	2-5
Taumoepeau (5)	114	7	3	10	0	0	0	0	1-1
Ruhl (8)	43	5	4	9	0	0	0	0	1-2
Koker (8)	110	7	1	8	0	0	0	2	2-12
Jensen (1)	3	6	2	8	0	0	0	0	0-0
O'Connor (1)	2	5	3	8	0	0	0	0	0-0
Sherman (3)	22	4	4	8	0	0	0	0	0-0
Slymen	47	5	2	7	0	0	0	0	0-0
Allison	0	5	2	7	0	0	0	0	0-0
Bailey (5)	100	3	4	7	1	0	1	0	1-2
Siegner (2)	19	4	2	6	0	0	0	0	0-0
Cabrera (4)	85	3	2	5	0	0	0	1	1-3
Kent	51	3	2	5	0	0	0	0	0-0
Jackson (7)	93	3	2	5	0	0	0	0	1-3
Walker (3)	4	4	0	4	0	0	0	0	0-0
Hardy (4)	18	3	0	3	0	0	0	0	1-3
Crowston	4	0	3	3	0	0	0	0	0-0
Walsh (2)	4	2	0	2	0	0	0	0	0-0
Malepeai (2)	24	1	0	1	0	0	0	0	0-0
Collins (3)	4	0	0	0	0	0	0	0	0-0
Rockwell (1)	1	0	0	0	0	0	0	0	0-0

**LEGEND:** TP — Total plays; T — Unassisted tackle; AT — Assisted tackles; TT — Total tackles; FR — Fumble recovery; DP — Deflected passes; CF — Caused fumbles; QS — Quarterback sacks; TFL-Y — Tackles for loss-yards.

**SCORE BY QUARTERS**

Oregon	74	68	73	50	— 265
Opponents	47	69	50	56	— 222

PUNTING	NO	YDS	AVE	RET	NET	TB	IN20	BL	LG
Thompson	61	2526	41.4	228	37.7	13	16	2	76
Team	2	21	10.5	6	7.5	0	0	0	21

FIELD GOALS	1-19	20-29	30-39	40-49	50+
Thompson	0-1	2-3	9-11	8-11	2-8


FUMBLES	NO	LOST	NO	LOST	
Burwell	7	6	D. Jones	1	1
O'Neil	7	3	Cota	1	0
Harris	6	3	Team	1	1
Whittle	3	3			

RECEIVING	TR	NET	RPG	AVE	TD	LG
Burwell	35	293	2.9	8.4	2	34
Harris	32	496	2.7	15.5	4	56
Deadwiler (9)	29	414	3.2	14.3	1	36
A. Jones	29	338	2.4	11.6	1	29
Tate	20	331	1.7	16.5	2	52
Ferry (11)	20	149	1.8	7.4	0	14
Whittle	9	78	0.7	8.7	0	40
McLemore (10)	6	107	0.6	17.8	1	38
Shedrick	2	20	0.2	10.0	0	13
Murphy (6)	1	20	0.1	20.0	0	20
Babbs	1	11	0.1	11.0	0	11
Meade	1	7	0.1	7.0	0	7
O'Neil	1	0	0.1	0.0	0	0

INTERCEPTIONS	NO	YDS	AVE	TD	LG
O'Berry (11)	7	21	3.0	0	18
Molden	4	27	6.7	1	19
Cota	1	40	40.0	0	40
Castle (10)	1	28	28.0	0	28
Farwell	1	0	0.0	0	0

KICKOFF RETURNS	NO	YDS	AVE	TD	LG
Burwell	17	406	23.9	0	59
Moore (10)	7	182	26.0	0	48
Deadwiler (9)	5	91	18.2	0	26
Tate	1	3	3.0	0	3


PUNT RETURNS	NO	YDS	AVE	TD	FC	LG
Harris	46	517	11.2	1	0	87
Deadwiler (8)	1	20	20.0	0	0	20
Brown (1)	1	4	4.0	0	0	4
Team	1	3	3.0	0	0	3



# 1992 Oregon Statistics Highs


## Individual

**Longest run from scrimmage** — 80, Ricky Whittle vs. California  
**Longest run for TD** — 80, Ricky Whittle vs. California  
**Longest pass** — 56, Danny O'Neil-Ronnie Harris vs. California  
**Longest pass for TD** — 56, Danny O'Neil-Ronnie Harris vs. California  
**Longest kickoff return** — 59, Sean Burwell vs. Texas Tech  
**Longest punt return** — 87, Ronnie Harris vs. Nevada-Las Vegas (TD)  
**Longest pass interception** — 39, Chad Cota vs. Washington State  
**Most pass interceptions** — 3, Herman O'Berry vs. California  
**Longest punt** — 76, Tommy Thompson vs. California  
**Longest field goal** — 56, Tommy Thompson vs. Washington  
**Longest TD offensive play** — 80, Ricky Whittle rush vs. California  
**Most touchdowns** — 2, Sean Burwell vs. Nevada-Las Vegas, Washington State; Danny O'Neil vs. Nevada-Las Vegas  
**Most pass attempts** — 40, Danny O'Neil vs. Hawaii (26 completions), vs. Wake Forest (24 completions)  
**Most pass completions** — 26, Danny O'Neil vs. Hawaii (40 attempts)  
**Fewest pass interceptions** — 0, Danny O'Neil vs. Arizona State, USC, UCLA, Oregon State  
**Most passing yards** — 312, Danny O'Neil vs. Hawaii  
**Most TD passes** — 2, Danny O'Neil vs. Washington State, Wake Forest  
**Most passes caught** — 8, Derrick Deadwiler vs. Hawaii; Sean Burwell vs. Hawaii  
**Most TD passes caught** — 2, Sean Burwell vs. Washington State  
**Most yards receiving** — 105, Derrick Deadwiler vs. Hawaii  
**Most rushing attempts** — 25, Sean Burwell vs. Arizona State  
**Most yards rushing** — 153, Sean Burwell vs. Nevada-Las Vegas  
**Most total offensive plays** — 48, Danny O'Neil vs. Hawaii  
**Most total offensive yards** — 310, Danny O'Neil vs. Hawaii  
**Most all-purpose yards** — 215, Sean Burwell vs. Texas Tech  
**Most field goals attempted** — 6, Tommy Thompson vs. Arizona State  
**Most field goals made** — 5, Tommy Thompson vs. Arizona State




## Team

**Most first downs** — 31 vs. Nevada-Las Vegas  
**Most rushing yards** — 399 vs. Nevada-Las Vegas  
**Most rushing plays** — 58 vs. Nevada-Las Vegas  
**Most pass attempts** — 40 vs. Hawaii, Wake Forest  
**Most pass completions** — 26 vs. Hawaii  
**Fewest pass interceptions thrown** — 0 vs. Arizona State, USC, UCLA  
**Most yards passing** — 312 vs. Hawaii  
**Most plays, rushing and passing** — 81 vs. Nevada-Las Vegas  
**Most yards, total offense** — 560 vs. Nevada-Las Vegas  
**Fewest fumbles** — 0 vs. Nevada-Las Vegas, UCLA, Wake Forest  
**Fewest fumbles lost** — 0 vs. Stanford, Washington State, UCLA, Wake Forest  
**Longest TD drive** — 86 vs. Nevada-Las Vegas



## DEFENSIVE BESTS (Opponents' Bests)

**Fewest first downs** — 9 vs. Oregon State (23, Stanford)  
**Fewest yards rushing** — 9 vs. Nevada-Las Vegas (323, Hawaii)  
**Fewest rushing attempts** — 28 vs. Texas Tech (60, Hawaii)  
**Fewest pass attempts** — 4 vs. Oregon State (40, Stanford)  
**Fewest passes completed** — 2 vs. Oregon State (26, Stanford)  
**Fewest passing yards** — 22 vs. Oregon State (331, Stanford)  
**Most interceptions** — 3 vs. California, Wake Forest (0, Nevada-Las Vegas, Washington, UCLA, Oregon State)  
**Total offense** — 110 vs. Oregon State (516, Wake Forest)  
**Total plays** — 55 vs. USC, Oregon State (78, Stanford, Wake Forest)  
**Most fumbles forced** — 8 vs. Oregon State (0, Texas Tech, Washington)  
**Most fumbles recovered** — 3 vs. Wake Forest (0, Texas Tech, Washington, UCLA)



# 1992 Oregon Game By-Game Statistics

## RUSHING GAME

	<b>Burwell</b> TC-YDS-TD	<b>D. Jones</b> TC-YDS-TD	<b>Whittle</b> TC-YDS-TD	<b>Shedrick</b> TC-YDS-TD	<b>PASSING</b> GAME	<b>O'Neil</b> C-A-I-YDS-TD
UH	18- 64-1	3- 10-0	2- 4-0	6- 18-0	UH	26-40-1-312-1
STAN	12- 40-0	DNP	2- 12-0	4- 14-0	STAN	10-25-2-125-1
TT	22-124-1	0- 0-0	18- 85-0	2- 8-0	TT	14-23-1-153-0
UNLV	14-153-2	2- 19-0	19-113-0	2- 4-0	UNLV	11-18-1-127-1
ASU	25-115-1	0- 0-0	7- 5-0	1- 1-0	ASU	14-26-0-209-1
USC	15- 47-0	0- 0-0	3- 5-0	2- 6-0	USC	22-32-0-229-1
UW	9- 17-0	0- 0-0	14- 80-0	1- 3-0	UW	16-35-2-202-0
WSU	13- 55-0	3- 6-0	17- 47-0	11-53-0	WSU	11-19-1-147-2
CAL	14- 17-1	0- 0-0	17-129-1	1- 6-1	CAL	11-24-1-222-1
UCLA	20- 88-0	0- 0-0	16- 61-0	6-22-0	UCLA	9-19-0-119-0
OSU	20- 55-0	1- (3)-0	11- 66-0	7-28-0	OSU	8-15-0- 80-1
WFO	11- 48-1	0- 0-0	7- 27-0	6-23-0	WFO	24-40-1-227-2

## RECEIVING GAME

	<b>Jones</b> NO-YDS-TD	<b>Burwell</b> NO-YDS-TD	<b>Ferry</b> NO-YDS-TD	<b>Deadwiler</b> NO-YDS-TD	<b>Harris</b> NO-YDS-TD	<b>Tate</b> NO-YDS-TD
UH	3- 36-0	8- 93-0	1- 11-0	8-104-0	4- 51-1	0- 0-0
STAN	3- 33-0	2- 17-0	2- 20-0	4- 59-1	4- 52-0	0- 0-0
TT	1- (4)-0	2- 7-0	2- 14-0	5- 73-0	2-39-0	1- 14-0
UNLV	0- 0-0	4- 48-0	1- 11-0	2- 35-0	1- 9-0	3- 24-1
ASU	2- 36-0	2- (6)-0	DNP	1- 12-0	5-94-1	4- 73-0
USC	5- 55-1	2- 3-0	4- 27-0	3- 49-0	4- 70-0	2- 26-0
UW	4- 51-0	0- 0-0	2- 11-0	4- 43-0	1- 9-0	2- 33-0
WSU	2- 16-0	4- 17-2	1- 5-0	1- 36-0	0- 0-0	3- 73-0
CAL	4- 46-0	2- 43-0	1- 10-0	DNP	1- 56-1	2- 45-0
UCLA	1- 13-0	1- (1)-0	1- 3-0	DNP	3- 26-0	2- 40-0
OSU	0- 0-0	3- 33-0	2- 12-0	DNP	1- 16-0	1- 3-1
WFO	4- 56-0	5- 39-0	3- 25-1	1- 3-0	6- 74-1	0- 0-0

## TEAM STATISTICS

GAME	SCORE	FIRST DOWNS	RUSHING TC-YDS-TD	PASSING C-A-I-YDS-TD	TOTAL OFFENSE TP-YDS-TD	FIELD GOALS <u>Good</u> GAME Thompson
UH	24	20	60-323-1	5-14-1- 80-2	74-403- 3	UH 50
@UO	21	25	39- 95-2	26-40-1-312-1	79-407- 3	STAN 48
UO	7	15	27- 52-0	16-37-2-192-1	64-244- 1	TT 20,23,47,37
@STAN	21	23	40-165-1	26-40-2-331-1	80-496- 2	UNLV 52,52,32
TT	13	13	28- 40-0	16-37-1-255-1	65-295- 1	ASU 44,51,36,36,39,39
@UO	16	21	50-222-1	14-23-1-153-0	73-375- 1	USC 44
UNLV	6	14	29- 9-0	15-31-1-220-1	60-229- 1	UW 51,56
@UO	59	31	58-399-5	14-23-1-161-2	81-560- 7	WSU 38,32,46,32
ASU	20	16	37-100-1	16-33-1-212-2	70-312- 3	CAL 47,54,43,40
@UO	30	19	49-145-1	14-26-0-209-1	75-354- 2	UCLA 47,30,52,19
UO	10	15	36-(10)-0	22-32-0-229-1	68-219- 1	OSU 37
@USC	32	12	39-101-0	11-16-1-125-3	55-226- 3	WFO 21,48,46
UW	24	19	48-166-2	12-23-0-177-1	71-343- 3	
@UO	3	16	33- 66-0	16-35-2-202-0	68-268- 0	
UO	34	15	49-154-0	11-19-1-147-2	68-301- 2	
@WSU	17	10	31- 52-1	11-25-2-165-1	56-217- 2	
CAL	17	13	39-220-2	14-28-3-147-0	67-367- 2	
@UO	37	14	43-190-3	12-25-1-233-1	68-423- 4	
UCLA	9	14	30- 86-0	13-27-0-167-1	57-253- 1	
@UO	6	18	52-154-0	9-19-0-119-0	71-273- 0	
UO	7	12	43-159-0	8-16-1- 80-1	59-239- 1	
@OSU	0	9	51- 88-0	2- 4-0- 22-0	55-110- 0	
UO	35	17	32-112-1	24-40-1-227-2	72-339- 3	
#WFO	39	18	49-193-3	16-29-3-323-2	78-516- 5	

# 1992 Game-By-Game Summary

## HAWAII 24, OREGON 21 Sept. 5 at Autzen Stadium (32,560) (Weather: 66 degrees, Party Sunny)

	First Downs	Rushing No./Yds.	Passing Yds/Att/Cp/Int	Total Offense	Fumbles No./Lost	Score by Quarters
Hawaii	20	60/323	80/14/ 5/1	403	2/2	7-3-14-0 — 24
Oregon	25	39/ 95	312/40/26/1	407	5/4	0-6-7-8 — 21

**SCORING SEQUENCE:** UH — Darrick Branch 49 pass from Ivin Jasper (Jason Elam kick), 11:54, 1st; UO — Derrick Deadwiler 1 run (kick failed), 4:31, 2nd; UH — Elam 26 FG, :00, 2nd; UH — Michael Carter 1 run (Elam kick), 12:35, 3rd; UH — Eddie Kealoha 2 pass from Carter (Elam kick), 4:34, 3rd; UO — Ronnie Harris 9 pass from Danny O'Neil (Tommy Thompson kick), 1:20, 3rd; UO — Sean Burwell 1 run (Anthony Jones pass from O'Neil), 12:41, 4th.

**OREGON RUSHING:** Burwell 18-64, Shedrick 6-18, D. Jones 3-10, Whittle 2-4, Deadwiler 2-1, O'Neil 8-(2). **PASSING:** O'Neil 26-40-1, 312. **RECEIVING:** Deadwiler 8-104, Burwell 8-93, Harris 4-51, A. Jones 3-36, Ferry 1-11, McLemore 1-10, Shedrick 1-7.


**HAWAII RUSHING LEADERS:** Sims 25-132, Jasper 15-91. **PASSING LEADER:** Jasper 3-10-1, 69. **RECEIVING LEADER:** Branch 3-72.

**EUGENE, Ore.** — Oregon lost its season opener for the first time since 1983, suffering five turnovers and several major defensive lapses. The Rainbows struck with a 49-yard touchdown pass early in the contest, then relied on the running portion of their offense to take advantage of Oregon's miscues.

The Ducks had a chance to snatch the victory despite a performance many would consider lackluster, but a botched center exchange sealed Oregon's doom with 2:37 remaining at Hawaii's 19 after an inspired rally from a deficit that had reached 24-6 proportions in the third period.

Quarterback Danny O'Neil passed for 214 yards in the second half en route to a 312-yard performance, including a nine-yard scoring strike to flanker Ronnie Harris to start the comeback.

The Ducks rolled up 407 yards total offense to outgain Hawaii, but the Rainbows chalked up the biggest rushing total against an Oregon defense in six years.



## STANFORD 21, OREGON 7 Sept. 12 at Palo Alto, Calif. (43,656) (Weather: 75 degrees, Sunny)

	First Downs	Rushing No./Yds.	Passing Yds/Att/Cp/Int	Total Offense	Fumbles No./Lost	Score by Quarters
Oregon	15	27/ 52	192/37/16/2	244	1/0	0-7-0-0 — 7
Stanford	22	40/165	331/40/26/2	496	3/2	3-10-8-0 — 21

**SCORING SEQUENCE:** SU — Eric Abrams 29 FG, :28, 1st; UO — Derrick Deadwiler 18 pass from Danny O'Neil (Tommy Thompson kick), 13:03, 2nd; SU — Glyn Milburn 68 run (Abrams kick), 9:31, 2nd; SU — Abrams 38 FG, :00, 2nd; SU — Milburn 12 pass from Steve Stenstrom (Ryan Wetnight pass from Stenstrom), 5:33, 3rd.

**OREGON RUSHERS:** Burwell 12-40, Shedrick 4-14, Whittle 2-12, O'Neil 7-(5). **PASSING:** O'Neil 10-25-2, 125, Musgrave 6-12-0, 67. **RECEIVING:** Deadwiler 4-59, Harris 4-52, Jones 3-33, Ferry 2-20, Burwell 2-17, Whittle 1-11.

**TEXAS TECH RUSHING LEADER:** Milburn 13-123. **PASSING LEADER:** Stenstrom 26-40-2, 331. **RECEIVING:** Milburn 8-94, Cook 7-112.

**PALO ALTO, Calif.** — Oregon absorbed a 21-7 setback at the hands of Stanford in its Pacific-10 Conference opener, fighting the good fight despite a lopsided statistical margin. The Cardinal's Steve Stenstrom adroitly directed the Cardinal to 496 yards total offense, passing for 331 yards and getting the ball to fleet Glyn Milburn for 295 all-purpose yards.

Although the Ducks were limited to 249 total yards, they squandered several scoring opportunities with turnovers and dropped passes. Oregon reached Stanford's 26 in the first half and penetrated the Cardinal's 29 or closer three times after intermission, all without points.

The Ducks actually enjoyed a 7-3 lead in the second period on Danny O'Neil's 18-yard scoring toss to Derrick Deadwiler, capping a 78-yard march.

Stanford reclaimed the lead less than four minutes later when Milburn tripped 68 yards for a touchdown. Oregon's defense forced four turnovers and linebacker Joe Farwell finished with 15 tackles, his first career interception and a nifty effort to force a fumble.

## OREGON 16, TEXAS TECH 13 Sept. 19 at Autzen Stadium (28,361) (Weather: 73 degrees, Partly Sunny)

	First Downs	Rushing No./Yds.	Passing Yds/Att/Cp/Int	Total Offense	Fumbles No./Lost	Score by Quarters
Texas Tech	13	28/ 40	255/37/16/1	295	0/0	3-10-0-0 — 13
Oregon	21	50/222	153/23/14/1	375	2/2	3-10-3-0 — 16

**SCORING SEQUENCE:** UO — Tommy Thompson 20 FG, 11:19, 1st; TT — Jon Davis 27 FG, 5:07, 1st; TT — Davis 40 FG, 14:55, 2nd; UO — Sean Burwell 5 run (Thompson kick), 5:23, 2nd; TT — Lloyd Hill 65 pass from Robert Hall (Davis kick), 5:08, 2nd; UO — Thompson 23 FG, :01, 2nd; UO — Thompson 47 FG, 12:32, 3rd.

**OREGON RUSHERS:** Burwell 22-124, Whittle 18-85, Shedrick 2-8, O'Neil 8-5. **PASSING:** O'Neil 14-23-1, 153. **RECEIVING:** Deadwiler 5-73, Harris 2-39, Ferry 2-14, Burwell 2-7, Tate 1-14, Whittle 1-10, A. Jones 1-(4).

**TEXAS TECH RUSHING LEADERS:** Morris 13-41. **PASSING:** Hall 16-37-1, 255. **RECEIVING:** Hill 5-132.

**EUGENE, Ore.** — Oregon broke an eight-game non-winning streak over two seasons by completing a two-year intersectional sweep of Texas Tech of the Southwest Conference.

The Ducks' defense regained the services of all-America safety Eric Castle and blanked the Red Raiders in the second half, living up to its pre-season billing.

The kicking game also played a major role in the triumph. Sean Burwell's opening 59-yard kickoff return provided the opportunity for an early field goal and a 23-yard punt runback by Ronnie Harris put the Ducks in position for Tommy Thompson's 47-yard boot after 2½ minutes of the second half which wound up as the game's winning points.

Oregon dusted off its running game for a 222-yard effort and tailbacks Sean Burwell and Ricky Whittle combined for 209 yards in 40 carries. Burwell, who hadn't gained 100 yards on the ground since the Ducks' 1991 meeting with Texas Tech, struck for 124 yards in 22 carries.

The Ducks limited Texas Tech's Byron Morris, who had gained more than 100 yards in each the two previous weeks, to 41 yards on 13 attempts.

**OREGON 59, NEVADA-LAS VEGAS 6**  
**Sept. 26 at Autzen Stadium (29,508)**  
**(Weather: 72 degrees, Sunny)**

	First Downs	Rushing No./Yds.	Passing Yds/Att/Cp/Int	Total Offense	Fumbles No./Lost	Score by Quarters
Nevada-Las Vegas	14	29/ 9	220/31/15/0	229	4/2	0- 0- 0-6 — 6
Oregon	31	58/399	161/23/14/1	560	0/0	14-14-24-7 — 59

**SCORING SEQUENCE:** UO — Danny O'Neil 1 run (Tommy Thompson kick), 13:36, 1st; UO — Ronnie Harris 87 punt return (Thompson kick), 8:39, 1st; UO — Sean Burwell 7 run (Thompson kick), 10:49, 2nd; UO — O'Neil 1 run (Thompson kick), 1:02, 2nd; UO — Willy Tate 9 pass from O'Neil (Thompson kick), 9:19, 3rd; UO — Burwell 29 run (Thompson kick), 6:53, 3rd; UO — Thompson 32 FG, 4:21, 3rd; UO — Cristin McLemore 7 pass from Doug Musgrave (Thompson kick), :38, 3rd; LV — Henry Bailey 63 pass from Bob Stockham (kick failed), 3:38, 4th; UO — Donovan Moore 1 run (Thompson kick), :08, 4th.

**OREGON RUSHERS:** Burwell 14-153, Whittle 19-113, Moore 11-61, Meade 4-25, D. Jones 2-19, Deadwiler 1-12, Harris 1-6, O'Neil 4-6, Shedrick 2-4. **PASSING:** O'Neil 11-18-1, 127; Musgrave 3-5-0, 34. **RECEIVING:** Burwell 4-48, Tate 3-24, Deadwiler 2-35, Murphy 1-20, Ferry 1-11, Harris 1-9, McLemore 1-7, Meade 1-7.

**UNLV RUSHING LEADER:** McLean 15-39. **PASSING:** Stockham 15-31-0, 220. **RECEIVING:** Thompkins 8-84.


**EUGENE, Ore.** — Oregon rebounded from an 0-2 start to square its record at 2-2 for only the second time in the school's history, thoroughly dominating previously unbeaten Nevada-Las Vegas by reaching scoring territory on all but one possession and not needing to punt all afternoon.

The Ducks finished with 560 yards total offense, the third-best total in Coach Rich Brooks' tenure, and wound up just four yards shy of the one-game school record for rushing by churning out 399 yards.

Oregon scored on eight of its 12 possessions, missed two 52-yard field goals and ran out of downs at UNLV's 6 in the fourth quarter. The Ducks' three tailbacks combined 327 yards in 44 attempts, paced by Sean Burwell who charged for 153 yards in just 14 tries.

Flanker Ronnie Harris contributed to the Ducks' success with five punt returns for 160 yards, including an 87-yard runback in the first quarter to mount a 14-0 advantage. UNLV managed just 99 yards total offense in the first 45 minutes while Oregon was constructing a 52-0 advantage.

For the second straight week, the Ducks quieted a runner who had recorded successive 100-yard games, holding tailback Shannon McLean to 39 yards in 15 attempts.



**OREGON 30, ARIZONA STATE 20**  
**Oct. 3 at Autzen Stadium (30,121)**  
**(Weather: 62 degrees, Cloudy)**

	First Downs	Rushing No./Yds.	Passing Yds/Att/Cp/Int	Total Offense	Fumbles No./Lost	Score by Quarters
Arizona State	16	37/100	212/33/16/1	312	3/2	0-14- 0-6 — 20
Oregon	19	49/145	209/26/14/1	354	6/4	7- 9-11-3 — 30

**SCORING SEQUENCE:** UO — Ronnie Harris 48 pass from Danny O'Neil (Tommy Thompson kick), 8:42, 1st; UO — Thompson 51 FG, 3:57, 2nd; AS — Jerone Davison 1 run (Mike Richey kick), 9:36, 2nd; UO — Thompson 36 FG, 4:46, 2nd; AS — George Montgomery 23 pass from Garrick McGee (Richey kick), :54, 2nd; UO — Thompson 36 FG, :02, 2nd; UO — Thompson 39 FG, 6:45, 3rd; UO — Sean Burwell 9 run (Burwell pass from O'Neil), 5:18, 3rd; UO — Thompson 39 FG, 13:31, 4th; AS — Eric Guliford 14 pass from Grady Benton (pass failed), :40, 4th.

**OREGON RUSHERS:** Burwell 25-115, Deadwiler 4-46, Whittle 7-5, Shedrick 1-1, O'Neil 12-(22). **PASSING:** O'Neil 14-26-0, 209. **RECEIVING:** Harris 5-94, Tate 4-73, A. Jones 2-36, Burwell 2-(6), Deadwiler 1-12.

**ARIZONA STATE RUSHING LEADER:** Davison 21-84. **PASSING:** Benton 12-18-0, 149. **RECEIVING:** Guliford 8-108.

**EUGENE, Ore.** — Oregon eradicated another skeleton from its closet by hiking its winning streak to three games and evening their Pacific-10 Conference record with a victory over Arizona State. The Ducks prevailed despite coughing up four fumbles, including two in the first half that led to Arizona State touchdowns.

Oregon used all phases of its game to soar to a 30-14 advantage early in the fourth period. The Ducks, scoring their first Pac-10 victory since downing Washington State in the 1991 season opener, detonated an eight-game league drought.

The defense generated five quarterback sacks and held Arizona State, which rolled up 514 yards the week before at Nebraska, to fewer than 250 yards until the game's final 2½ minutes.

Placekicker Tommy Thompson established his first Autzen Stadium record and tied the school mark by booting five field goals in six attempts, including a 36-yarder with just seconds remaining before recess to give Oregon back the lead at 16-14 it so generously gave away in the last 10 minutes of the first half.

Sean Burwell rushed for 115 yards, his third straight 100-yard performance, and redshirt freshman cornerback Alex Molden was kept busy, difusing seven Sun Devils' passes including an interception.

**USC 32, OREGON 10**  
**Oct. 10 at Memorial Coliseum (46,343)**  
**(Weather: 79 degrees, Sunny)**

	First Downs	Rushing No./Yds.	Passing Yds/Att/Cp/Int	Total Offense	Fumbles No./Lost	Score by Quarters
Oregon	15	36/-10	229/32/22/0	219	4/2	7- 0- 3- 0 — 10
USC	12	39/101	125/16/11/1	226	1/0	17- 9- 0- 6 — 32

**SCORING SEQUENCE:** SC — Cole Ford 32 FG, 13:34, 1st; SC — Johnnie Morton 36 pass from Rob Johnson (Ford kick), 11:50, 1st; SC — Curtis Conway 96 punt return (Ford kick), 8:18, 1st; UO — Anthony Jones 14 pass from Danny O'Neil (Tommy Thompson kick), 9:56, 1st; SC — Morton 25 pass from Johnson (Ford kick), 9:01, 2nd; SC — Safety, center snap out of end zone, 7:31, 2nd; UO — Thompson 44 FG, 7:24, 2nd; SC — Morton 22 pass from Johnson (run failed), 11:10, 4th.

**OREGON RUSHERS:** Burwell 15-46, Shedrick 2-6, Whittle 3-5, Deadwiler 1-5, O'Neil 14-(59). **PASSING:** O'Neil 22-32-0, 229. **RECEIVING:** A. Jones 5-55, Harris 4-70, Ferry 4-27, Deadwiler 3-49, Tate 2-26, Burwell 2-3, O'Neil 1-0, Whittle 1-(1).

**USC RUSHING LEADERS:** Crayton 19-63. **PASSING:** Johnson 11-16-1, 125. **RECEIVING:** Morton 8-114, Conway 1-12, Crayton 1-3, Hannah 1-(4).

**EUGENE, Ore.** — One of Oregon's best defensive performances of the year was obliterated by an atrocious start by the Ducks' entire squad. Oregon was peering out of a 17-0 cave after less than seven minutes and USC's defense had the breathing room to run the Ducks' offense zany.

The Trojans pounced on the frustrated Ducks for 13 sacks of quarterback Danny O'Neil and Oregon was victimized by a fumble on the opening kickoff, a one-play touchdown drive through the air and a 96-yard punt return for its early disadvantage. USC struck for three touchdown passes and the scoring plays accounted for 83 of the Trojans' 226 total offensive yards.

Oregon shackled USC's running game in turn, allowing just 25 yards through three quarters and 101 for the game. O'Neil completed 22 of 32 passes for 229 yards when the USC pressure wasn't suffocating, but the sacks were instrumental in the Ducks' negative 10 yards rushing for the day.

**WASHINGTON 24, OREGON 3**  
**Oct. 17 at Autzen Stadium (47,612)**  
**(Weather: 68 degrees, Partly Sunny)**

	First Downs	Rushing No./Yds.	Passing Yds/Att/Cp/Int	Total Offense	Fumbles No./Lost	Score by Quarters
Washington	19	48/166	177/23/12/0	343	0/0	7-17-7-0-24
Oregon	17	33/66	202/35/16/2	268	2/2	0-0-0-3-3

**SCORING SEQUENCE:** UW — Mark Brunell 14 run (Travis Hanson kick), 13:17, 2nd; UW — Jason Shelley 31 pass from Brunell (Hanson kick), 1:14, 2nd; UW — Hanson 38 FG, :00, 2nd; UW — Napoleon Kaufman 2 run (Hanson kick), 1:00, 3rd; UO — Tommy Thompson 56 FG, 11:35, 4th.

**OREGON RUSHERS:** Whittle 14-80, Burwell 9-17, Shedrick 1-3, Deadwiler 1-(4), O'Neil 8-(30). **PASSING:** O'Neil 16-35-2, 202. **RECEIVING:** A. Jones 4-51, Deadwiler 4-43, Whittle 3-55, Tate 2-33, Ferry 2-11, Harris 1-9.


**WASHINGTON RUSHING LEADERS:** Kaufman 26-91. **PASSING:** Brunell 9-15-0, 151. **RECEIVING:** Kralik 3-78, Mack 3-34.

**EUGENE, Ore.** — Oregon may have played on even terms with the defending national champion, but Washington forced four Oregon turnovers and blocked one of Tommy Thompson's punt and the result was a 24-3 triumph. To say it wasn't hard-earned, however, would not be doing the Ducks justice.

Washington pounded out an 87-yard drive for its first score early in the second quarter, then used the blocked punt to hijack the game's momentum. The Huskies turned minature drives into 10 points and a 17-0 halftime cushion and was able to halt promising Oregon possessions with a turnover or quarterback sack. The Ducks' only points were realized on Thompson's stadium record 56-yard field goal with less than 12 minutes remaining.

Quarterback Danny O'Neil was picked off by cornerback Josh Moore in the Huskies' end zone and tailback Ricky Whittle was separated from the ball at the end of an impressive 28-yard dash into Washington territory, sealing the Ducks' fate.

Oregon limited Washington to 45 yards in the first quarter, but the Huskies pounded away to finish with 343 yards, the most allowed by Oregon in five weeks.



**OREGON 34, WASHINGTON STATE 17**  
**Oct. 31 at Martin Stadium (25,450)**  
**(Weather: 52 degrees, Showers)**

	First Downs	Rushing No./Yds.	Passing Yds/Att/Cp/Int	Total Offense	Fumbles No./Lost	Score by Quarters
Oregon	15	49/154	147/19/11/1	301	2/0	6-3-8-17-34
Washington State	10	31/52	167/25/11/2	217	1/1	0-3-3-14-17

**SCORING SEQUENCE:** UO — Tommy Thompson 38 FG, 7:42, 1st; UO — Thompson 32 FG, 2:17, 1st; UO — Thompson 46 FG, 11:08, 2nd; WS — Aaron Price 20 FG, :24, 2nd; UO — Sean Burwell 5 pass from Danny O'Neil (Ronnie Harris pass from O'Neil), 4:18, 3rd; UO — Burwell 3 pass from O'Neil (Thompson kick), 11:17, 4th; UO — Eric Castle fumble recovery in end zone (Thompson kick), 9:56, 4th; WS — Deron Pointer 32 pass from Drew Bledsoe (Price kick), 9:03, 4th; UO — Thompson 34 FG, 5:55, 4th; WS — Shaumbe Wright-Fair 24 run (Price kick), 1:14, 4th.

**OREGON RUSHERS:** Burwell 13-55, Shedrick 11-53, Whittle 17-47, Deadwiler 1-9, D. Jones 3-6. **PASSING:** O'Neil 11-19-1, 147. **RECEIVING:** Burwell 4-17, Tate 3-73, A. Jones 2-16, Deadwiler 1-36, Ferry 1-5.

**WASHINGTON STATE RUSHING LEADERS:** Wright-Fair 19-93. **PASSING:** Bledsoe 11-25-2, 165. **RECEIVING:** Wright-Fair 3-47.

**PULLMAN, Wash.** — Oregon posted its first victory over a ranked opponent in seven tries and the first on the road in three seasons with a convincing triumph over No. 19 Washington State.

The Ducks held the edge with field position nearly all afternoon, using the foot of placekicker Tommy Thompson to secure the early lead and its defense to control the Cougars from the outset.

Washington State, which rolled to more than 500 yards total offense the week before at USC, was held to 109 yards until just 10 minutes remained and Oregon had blasted a 31-3 hold in the Cougars' bubble. The victory was Oregon's fourth straight in Pullman and Oregon's first on the road in eight tries dating back to early in the 1991 season.

Thompson was instrumental in Oregon's effort, belting field goals of 38, 32 and 46 yards in the first half and a 34-yarder after recess and also giving the Ducks an edge in field position with his punting and kickoffs.

Oregon terrorized Washington State quarterback Drew Bledsoe, the Pacific-10 Conference leader in passing and total offense, with six quarterback sacks and two interceptions, including one for a touchdown.

**OREGON 37, CALIFORNIA 17**  
**Nov. 7 at Autzen Stadium (34,651)**  
**(Weather: 56 degrees, Mostly Cloudy)**

	First Downs	Rushing No./Yds.	Passing Yds/Att/Cp/Int	Total Offense	Fumbles No./Lost	Score by Quarters
California	13	39/220	147/28/14/3	367	1/1	10-0-7-0-17
Oregon	14	43/190	233/25/12/1	423	2/2	21-0-10-6-37

**SCORING SEQUENCE:** UC — Russell White 9 run (Doug Brien kick), 12:57, 1st; UO — Sean Burwell 1 run (Tommy Thompson kick), 9:17, 1st; UO — Juan Shedrick 6 run (Thompson kick), 3:32, 1st; UC — Brien 40 FG, :13, 1st; UO — Ricky Whittle 80 run (Thompson kick), :00, 1st; UC — White 17 run (Brien kick), 11:34, 3rd; UO — Thompson 47 FG, 9:16, 3rd; UO — Ronnie Harris 56 pass from Danny O'Neil (Thompson kick), 3:51, 3rd; UO — Thompson 43 FG, 6:37, 4th; UO — Thompson 40 FG, 4:45, 4th.

**OREGON RUSHERS:** Whittle 17-129, Moore 4-36, Burwell 14-17, Shedrick 1-6, O'Neil 7-2. **PASSING:** O'Neil 11-24-1, 222; Musgrave 1-1-0, 11. **RECEIVING:** A. Jones 4-36, Tate 2-45, Burwell 2-43, Harris 1-56, McLemore 1-22, Babbs 1-11, Ferry 1-10.

**CALIFORNIA RUSHING LEADERS:** White 29-192. **PASSING:** Barr 14-28-3, 147. **RECEIVING:** Zomalt 4-15, Dawkins 3-68.

**EUGENE, Ore.** — Oregon increased its streak to two victories by beating California in a showdown of desperate post-season aspirants. The Ducks, who had all the earmarks of a rout victim early, swung the game's momentum with big-yardage plays and scored the game's final 16 points.

After Cal's effortless drive to the game's first score, Oregon's started its surge with Tommy Thompson's 76-yard punt that pinned the Bears in the first period, Ronnie Harris' 64-yard punt return that put the Ducks in position to take the lead, Ricky Whittle's 80-yard scamper to fuel Oregon's 21-10 halftime edge and Danny O'Neil's 56-yard scoring pass to Harris that put the Ducks out of reach.

Oregon survived a 192-yard rushing performance by Cal's Russell White with timely defense, holding the Bears to 192 yards over the last three periods after Cal rang up 175 yards in the first quarter.

Oregon's offense went over the 400-yard mark for the third time during the season, 222 yards on the passing arm of quarterback Danny O'Neil who hit five completions of 22 yards or more.

**UCLA 9, OREGON 6**  
**Nov. 14 at Autzen Stadium (33,771)**  
**(Weather: 49 degrees, Cloudy)**

	First Downs	Rushing No./Yds.	Passing Yds/Att/Cp/Int	Total Offense	Fumbles No./Lost	Score by Quarters
UCLA	14	30/86	167/27/13/0	253	1/0	0-0-0-9-9
Oregon	18	52/154	119/19/9/0	273	0/0	3-3-0-0-6

**SCORING SEQUENCE:** UO — Tommy Thompson 47 FG, 2:46, 1st; UO — Thompson 30 FG, 10:03, 2nd; LA — J.J. Stokes 28 pass from John Barnes (kick blocked), 10:03, 4th; LA — Louis Perez 40 FG, :00, 4th.

**OREGON RUSHERS:** Burwell 20-88, Whittle 16-61, Shedrick 6-22, McLemore 1-3, O'Neil 9-(20). **PASSING:** O'Neil 9-19-0, 119. **RECEIVING:** Harris 3-26, Tate 2-40, McLemore 1-38, A. Jones 1-13, Ferry 1-3, Burwell 1-(1).

**UCLA RUSHING LEADER:** Williams 17-95. **PASSING:** Barnes 11-21-0, 156. **RECEIVING:** Stokes 10-143.

**EUGENE, Ore.** — Oregon couldn't put enough distance between itself and UCLA's slumbering football team and the Bruins set sail on a pair of profitable fourth-quarter drives to send the tentative Ducks to the brink of elimination from the post-season picture, scoring on the game's final play.

The Ducks' defense was totally in control of the proceedings, grudgingly allowing UCLA to move the chains at all. Oregon held the Bruins to just 25 yards on the ground and 115 yards in all through three quarters and the Ducks' 6-0 advantage was not perceived as precarious.

Oregon's offense controlled the ball's possession for 29 of the game's final 45 minutes, but was unable to score in the second half.

After UCLA traveled 80 yards to tie the game, Oregon chewed up yardage and time on its final drive, but the Ducks' realized no reward for its nearly seven-minute, 63-yard possession when Tommy Thompson couldn't connect on a 19-yard field goal after powering home 47 and 30-yard kicks in the first half. Louis Perez shattered the Ducks with a 40-yard boot as time expired.

**OREGON 7, OREGON STATE 0**  
**Nov. 21 at Parker Stadium (35,547)**  
**(Weather: 51 degrees, Rain)**

	First Downs	Rushing No./Yds.	Passing Yds/Att/Cp/Int	Total Offense	Fumbles No./Lost	Score by Quarters
Oregon	12	43/159	80/16/8/1	239	2/1	0-7-0-0-7
Oregon State	9	51/88	22/4/2/0	110	8/2	0-0-0-0-0

**SCORING SEQUENCE:** UO — Willy Tate 3 pass from Danny O'Neil (Tommy Thompson kick), :35, 2nd.

**OREGON RUSHERS:** Whittle 11-66, Burwell 20-55, Shedrick 7-28, Harris 1-8, O'Neil 3-5, D. Jones 1-(3). **PASSING:** O'Neil 8-15-0, 80, Musgrave 0-1-1, 0. **RECEIVING:** Burwell 3-33, Ferry 2-12, McLemore 1-16, Harris 1-16, Tate 1-3.

**OREGON STATE RUSHING LEADERS:** Owens 3-29, Shields 16-21. **PASSING:** Shields 1-3-0, 11. **RECEIVING:** Wilson 1-11, Strasser 1-11.

**CORVALLIS, Ore.** — Oregon repelled arch-rival Oregon State and a relentless rainstorm with its fun-loving defense, holding the Beavers to the third-lowest yardage total in Coach Rich Brooks' tenure to put the Ducks in position to accept an Independence Bowl invitation two days later.

Oregon secured its third winning season and post-season offer in the last four years by solving Oregon State's pesky option offense with disciplined and aggressive defense. The Ducks were credited with 14 tackles for lost yardage and the Beavers were able to post just 110 yards total offense.

Senior linebacker Joe Farwell completed an outstanding career with 10 tackles, two for lost yardage, and also recovered the fumble at Oregon State's 22 to set up the game's only score.

The Ducks overcame a costly 15-yard penalty with Danny O'Neil's three-yard touchdown pass to Willy Tate just 35 seconds before intermission. Tailbacks Sean Burwell and Ricky Whittle combined for 121 yards rushing to highlight the Ducks' attack.

**WAKE FOREST 39, OREGON 35**  
**Dec. 31 at Independence Stadium (31,337)**  
**(Weather: 60 degrees, Partly Sunny)**

	First Downs	Rushing No./Yds.	Passing Yds/Att/Cp/Int	Total Offense	Fumbles No./Lost	Score by Quarters
Oregon	17	32/112	227/40/24/1	339	0/0	13-9-7-6-35
Wake Forest	18	49/193	323/29/16/3	516	3/3	7-3-14-15-39

**SCORING SEQUENCE:** WF — John Leach 1 run (Mike Green kick), 12:33, 1st; UO — Sean Burwell 40 run (Tommy Thompson kick), 9:21, 1st; UO — Herman O'Berry 24 fumble recovery (kick failed), 1:08, 1st; WF — Green 38 FG, 11:01, 2nd; UO — Vince Ferry 4 pass from Danny O'Neil (kick failed), 4:03, 2nd; UO — Thompson 48 FG, :47, 2nd; UO — Alex Molden 8 pass interception (Thompson kick), 9:44, 3rd; WF — Ned Moultrie 1 run (Green kick), 3:54, 3rd; WF — Todd Dixon 30 pass from Keith West (Green kick), :45, 3rd; WF — Dixon 61 pass from Bobby Jones (Leach pass from West), 12:02, 4th; Leach 6 run (Green kick), 5:19, 4th; UO — Ronnie Harris 10 pass from O'Neil (pass failed), 1:05, 4th.

**OREGON RUSHERS:** Burwell 11-48, Whittle 7-27, Shedrick 6-23, O'Neil 6-12, Moore 1-4, Deadwiler 1-(2). **PASSING:** O'Neil 24-40-1, 227. **RECEIVING:** Harris 6-74, Burwell 5-39, A. Jones 4-56, Ferry 3-25, Whittle 3-3, McLemore 1-14, Shedrick 1-13, Deadwiler 1-3.


**WAKE FOREST RUSHING LEADERS:** Leach 21-116, Moultrie 11-60. **PASSING:** West 15-27-3, 262. **RECEIVING:** Dixon 5-166, Mills 4-83.

**SHREVEPORT, La.** — Oregon's charge to repeat as Independence Bowl champion was overwhelmed by a second-half Wake Forest rally when the Atlantic Coast Conference upstart muscled away the momentum from the Ducks with a 14-minute avalanche and 29 straight points.

Oregon had cruised to a 29-10 lead on the strength of its defense, transforming six Wake Forest turnovers into 19 points in the first 36 minutes of the game.

Those events, however, had masked the Ducks' lethargy on offense. After an opening 73-yard drive in the first period, Oregon was scuttled by Wake Forest's defense.

Herman O'Berry streaked 24 yards after pilfering the ball from Wake Forest's Ned Moultrie in the first period and Alex Molden, the Ducks' other cornerback, waltzed eight yards with an interception for another score early in the second half. Wake Forest didn't commit another error and scored with four consecutive possessions.



# 1992 Oregon Football Starters

## DEFENSIVE

	<b>Right End</b>	<b>Nose Tackle</b>	<b>Left End</b>	<b>Left Outside Linebacker</b>	<b>Middle Linebacker</b>	<b>Inside Linebacker</b>
<b>UH</b>	Cummins	<b>Malepeai (1)</b>	Bandison (1)	Koker	Taumoepeau	Farwell
<b>STAN</b>	Cummins	Bandison	<b>Cabrera (1)</b>	<b>Koker (2)</b>	Farwell	Asher
<b>TT</b>	Cummins	Bandison	Williams	Edwards	Taumoepeau	Farwell
<b>UNLV</b>	Cummins	<b>Slymen (1)</b>	Williams	Edwards	<b>Taumoepeau (3)</b>	Asher
<b>ASU</b>	Cummins	Bandison	Williams	Edwards	Massey	Farwell
<b>USC</b>	Cummins	Bandison	Williams	Edwards	Massey	Farwell
<b>UW</b>	Cummins	Bandison	Williams	Edwards	Massey	Farwell
<b>WSU</b>	Cummins	Bandison	Williams	Edwards	Massey	Farwell
<b>CAL</b>	Cummins	Bandison	Williams	Edwards	Farwell (2)	<b>Asher (3)</b>
<b>UCLA</b>	Cummins	Bandison	Williams	Edwards	Massey	Farwell
<b>OSU</b>	Cummins	Bandison	Williams	Edwards	Massey	Farwell
<b>WF</b>	Cummins (12)	<b>Bandison (10)</b>	<b>Williams (10)</b>	Edwards (10)	<b>Massey (7)</b>	Farwell (9)

	<b>Right Outside Linebacker</b>	<b>Strong Safety</b>	<b>Left Cornerback</b>	<b>Right Cornerback</b>	<b>Free Safety</b>
<b>UH</b>	E. Jones	Rodriguez	Molden	O'Berry	Cota
<b>STAN</b>	E. Jones	Rodriguez (2)	Molden	O'Berry	<b>Cota (2)</b>
<b>TT</b>	E. Jones	Cota	Molden	O'Berry	Castle
<b>UNLV</b>	E. Jones	Cota	Molden	O'Berry	Castle
<b>ASU</b>	E. Jones	Cota	Molden	O'Berry	Castle
<b>USC</b>	<b>Koker (1)</b>	Cota	Molden	O'Berry	Castle
<b>UW</b>	E. Jones	Cota	Molden	O'Berry	Castle
<b>WSU</b>	E. Jones	Cota	Molden	O'Berry	Castle
<b>CAL</b>	E. Jones	Cota	Molden	O'Berry	Castle
<b>UCLA</b>	E. Jones	Cota	Molden	O'Berry	Castle
<b>OSU</b>	E. Jones	Cota	Molden	Rodriguez (1)	Castle
<b>WF</b>	<b>E. Jones (11)</b>	<b>Cota (10)</b>	<b>Molden (12)</b>	<b>O'Berry (11)</b>	Castle (10)

## OFFENSIVE

	<b>Split End</b>	<b>Flanker</b>	<b>Tight End</b>	<b>Quarterback</b>	<b>Tailback</b>	<b>Fullback</b>
<b>UH</b>	Deadwiler	A. Jones	Ferry	O'Neil	Burwell	Shedrick
<b>STAN</b>	Deadwiler	A. Jones	Ferry	O'Neil	Burwell	Shedrick
<b>TT</b>	Deadwiler	Harris	Ferry	O'Neil	Burwell	Shedrick
<b>UNLV</b>	Deadwiler	Harris (2)	Ferry	O'Neil	Burwell	Shedrick
<b>ASU</b>	Deadwiler	A. Jones	Tate	O'Neil	Burwell	Shedrick
<b>USC</b>	Deadwiler	A. Jones	<b>Tate (2)</b>	O'Neil	Burwell	Shedrick
<b>UW</b>	Deadwiler	A. Jones	Ferry	O'Neil	Burwell	Shedrick
<b>WSU</b>	<b>Deadwiler (8)</b>	A. Jones	Ferry	O'Neil	<b>Whittle (1)</b>	Shedrick
<b>CAL</b>	Harris	A. Jones	Ferry	O'Neil	Burwell	Shedrick
<b>UCLA</b>	Harris	A. Jones	Ferry	O'Neil	Burwell	Shedrick
<b>OSU</b>	Harris	A. Jones	Ferry	O'Neil	Burwell	Shedrick
<b>WF</b>	Harris (4)	A. Jones (10)	Ferry (10)	<b>O'Neil (12)</b>	<b>Burwell (11)</b>	<b>Shedrick (12)</b>

	<b>Strong Tackle</b>	<b>Strong Guard</b>	<b>Center</b>	<b>Quick Guard</b>	<b>Quick Tackle</b>
<b>UH</b>	Hardin	DiFonzo	Curran	Tattersall	Collinsworth
<b>STAN</b>	Starck	DiFonzo	Curran	Tattersall	Collinsworth
<b>TT</b>	Starck	DiFonzo	Curran	<b>Barnes (1)</b>	Collinsworth
<b>UNLV</b>	Starck	DiFonzo	Curran	Tattersall	Collinsworth
<b>ASU</b>	<b>Starck (4)</b>	DiFonzo	Curran	Tattersall	Collinsworth
<b>USC</b>	Hardin	DiFonzo	Curran	Tattersall	Collinsworth
<b>UW</b>	Hardin	DiFonzo	Curran	Tattersall	Collinsworth
<b>WSU</b>	Hardin	DiFonzo	Curran	Tattersall	Collinsworth
<b>CAL</b>	Hardin	DiFonzo	Curran	Tattersall	Collinsworth
<b>UCLA</b>	Hardin	DiFonzo	Curran	Tattersall	Collinsworth
<b>OSU</b>	Hardin	DiFonzo	Curran	Tattersall	Collinsworth
<b>WF</b>	<b>Hardin (8)</b>	<b>DiFonzo (12)</b>	<b>Curran (12)</b>	Tattersall (11)	Collinsworth (12)

# 1992 Oregon Honors

## **TOMMY THOMPSON**

Pacific-10 All-Conference First Team  
*(Placekicker)*  
Pacific-10 All-Conference Second Team  
*(Punter)*  
Pacific-10 Special Teams Player of Week  
*(Texas Tech, Arizona State, California)*  
Gordon Wilson Award  
*(Top Special Teams Player)*

## **JEFF CUMMINS**

Pacific-10 All-Conference Second Team  
Pacific-10 Defensive Player of Week  
*(Washington State)*  
Japan Bowl  
East-West Shrine Game  
Wil Gonyea Award  
*(Oregon Most Inspirational Player)*

## **ROMEO BANDISON**

Pacific-10 All-Conference Second Team

## **JOE FARWELL**

Pacific-10 All-Conference Honorable Mention  
Pacific-10 Academic All-Conference First Team  
Hoffman Award  
*(Oregon Most Valuable Player)*

## **RONNIE HARRIS**

Pacific-10 All-Conference Honorable Mention  
Pacific-10 Academic All-Conference First Team  
Sahlstrom Award  
*(Oregon Senior Scholar-Athlete Award)*

## **HERMAN O'BERRY**

Most Valuable Defensive Player  
*(Independence Bowl)*  
Pacific-10 All-Conference Honorable Mention

## **ALEX MOLDEN**

Pacific-10 All-Conference Honorable Mention  
Casanova Award  
*(Oregon Top First-Year Player)*

## **ERIC CASTLE**

Pacific-10 All-Conference Honorable Mention  
East-West Shrine Game

## **ERNEST JONES**

Pacific-10 All-Conference Honorable Mention  
Clarke Award  
*(Oregon Most Improved Player)*

## **DAVID COLLINSWORTH**

Pacific-10 All-Conference Honorable Mention  
Oregon Club of Portland Award  
*(Top Offensive Lineman)*

## **MARK SLYMEN**

Pacific-10 Academic All-Conference First Team  
GTE Academic All-District

## **JEFF SHERMAN**

Pacific-10 Academic All-Conference First Team

## **SEAN BURWELL**

Pacific-10 All-Conference Honorable Mention

## **JON TATTERSALL**

Pacific-10 All-Conference Honorable Mention

## **MIKE DiFONZO**

Casanova Award  
*(Oregon Top First-Year Player)*

## **TOM CURRAN**

Clarke Award  
*(Oregon Most Improved Player)*

## **O.B. BABBS**


Pacific-10 Academic All-Conference Honorable Mention

## **DOUG MUSGRAVE**

Pacific-10 Academic All-Conference Honorable Mention

## **VINCE FERRY**

Officer Award  
*(Oregon Physical Adversity Award)*



# 1992 Oregon Football Rosters

## Alphabetical

No.	Name	Pos.	Ht.	Wt.	Cl.-Exp.	Hometown (High School)
83	Derek Allen	OLB	6-5	224	Fr. -HS	Vancouver, Wash. (Mountain View)
36	Michael Allison	SS	6-2	210	Jr. -Tr.	Klamath Falls (Mazama)
85	Chris Anderson	TE	6-5	240	Fr. -HS	Lancaster, Calif. (Paraclete)
74	Ron Asboe	ST	6-6	280	Fr. -HS	Canby (CHS)
44	Jeremy Asher	ILB	6-2	217	Fr. -RS	Tigard (THS)
82	O.B. Babbs	TE	6-4	223	Sr. -1VL	Dexter (Pleasant Hill)
56	Troy Bailey	NT	6-3	260	Fr. -RS	Honolulu, Hawaii (St. Louis)
97	Romeo Bandison	DE	6-5	280	Jr. -2VL	Mill Valley, Calif. (Tamalpais)
58	Derrick Barnes	OLB	6-1	218	Fr. -HS	San Jose, Calif. (Prospect)
63	Eric Barnes	QG	6-1	280	Jr. -Tr.	Sacramento, Calif. (Johnson)
80	Brian Brown	SE	6-2	195	Jr. -2VL	Yuba City, Calif. (YCHS)
13	Paul Burton	PK	5-10	170	Fr. -HS	Beaverton (Sunset)
21	Sean Burwell	TB	5-11	190	Jr. -2VL	Canoga Park, Calif. (Cleveland)
95	D.J. Cabrera	DE	6-4	245	So. -1VL	Honolulu, Hawaii (St. Louis)
12	Eric Castle	FS	6-3	208	Sr. -3VL	Lebanon (LHS)
8	Brian Collins	SS	6-0	185	Fr. -RS	Los Angeles, Calif. (Paramount)
75	David Collinsworth	ST	6-4	285	Sr. -3VL	Woodland, Calif. (WHS)
7	Chad Cota	SS	6-1	188	So. -1VL	Ashland (AHS)
15	Kyle Crowston	QB	6-2	194	So. -1VL	Vancouver, Wash. (Evergreen)
99	Jeff Cummins	DE	6-6	267	Sr. -1RS	Torrance, Calif. (THS)
57	Tom Curran	C	6-2	260	Jr. -1VL	Lebanon (LHS)
60	Dave Cuttrell	SG	6-4	260	So. -Sq.	El Toro, Calif. (ETHS)
8	Derrick Deadwiler	FL	5-9	165	Jr. -RS	San Diego, Calif. (Henry)
53	Tim DeGroot	C	6-2	260	Fr. -RS	Valencia, Calif. (Hart)
65	Mike DiFonzo	SG	6-4	295	Jr. -Tr.	Chatsworth, Calif. (CHS)
49	Terrell Edwards	OLB	6-2	226	Jr. -2VL	Inglewood, Calif. (Morningside)
51	Joe Farwell	ILB	6-2	210	Sr. -3VL	Los Gatos, Calif. (LGHS)
88	Vince Ferry	TE	6-4	240	Sr. -2VL	Granada Hills, Calif. (Alemany)
32	Greg Fogle	TB	5-10	185	Fr. -RS	Roseburg (RHS)
23	Ronnie Gipson	FS	6-1	170	Fr. -HS	Los Angeles, Calif. (Kennedy)
10	Tony Graziani	QB	6-2	175	Fr. -HS	Modesto, Calif. (Downey)
69	Mark Gregg	C	6-3	265	Fr. -HS	Corvallis (CHS)
77	Steve Hardin	ST	6-7	300	So. -1VL	Snohomish, Wash. (SHS)
5	Ron Hardy	OLB	6-1	215	Sr. -2VL	Lake View Terrace, Calif. (Kennedy)
81	Ronnie Harris	SE	5-10	170	Sr. -2VL	San Jose, Calif. (Valley Christian)
2	Devon Hosey	CB	5-10	155	Sr. -1RS	Pasadena, Calif. (PHS)
68	Heath Howington	C	6-3	310	So. -1VL	Roseburg (RHS)
78	Bryant Jackson	NT	6-1	280	Fr. -HS	Anaheim, Calif. (Loara)
9	Eugene Jackson	CB	5-9	183	So. -1VL	Lynwood, Calif. (LHS)
38	Paul Jensen	OLB	6-2	215	Fr. -RS	Lebanon (LHS)
86	James Jessie	SE	6-2	188	Jr. -1VL	Palm Springs, Calif. (PSHS)
30	Eric Johannsen	K	6-1	185	So. -Sq.	Medford (South)
6	Jacob Johnson	OLB	6-3	220	Fr. -RS	Tigard (THS)
18	Anthony Jones	FL	5-11	187	Sr. -3VL	Cerritos, Calif. (Lakewood)
34	Dwayne Jones	FB	6-2	220	So. -1VL	LaPuente, Calif. (LHS)
49	Ernest Jones	OLB	6-2	230	Jr. -2VL	Utica, N.Y. (Senior Academy)
19	Reggie Jordan	OLB	6-3	220	Fr. -HS	Fairfield, Calif. (FHS)
65	Jerry Kent	NT	6-2	260	Sr. -1VL	Eugene (Sheldon)
43	Tony Koker	OLB	6-4	218	So. -1VL	Lebanon (LHS)
50	Sillia Malepeai	NT	5-11	265	Jr. -2VL	Honolulu, Hawaii (St. Louis)
73	Tasi Malepeai	SG	6-2	330	Fr. -HS	Honolulu, Hawaii (St. Louis)
71	Matt Martin	QT	6-6	265	Sr. -1VL	San Mateo, Calif. (Hillsdale)
39	David Massey	ILB	6-2	231	Jr. -2VL	Vancouver, Wash. (Portland Jesuit)
89	Cristin McLemore	FL	5-11	175	Fr. -RS	Huntington Beach, Calif. (Marina)
30	Dan Meade	OLB	6-3	222	So. -Sq.	Auburn, Wash. (Jefferson)
11	Clayton Millis	QB	6-5	220	Fr. -RS	Arroyo Grande, Calif. (AGHS)
70	Naeem Mills	DE	6-2	286	Fr. -HS	Carson, Calif. (Banning)
62	Dan Mitchell	OG	6-7	280	Jr. -2VL	Renton, Wash. (Hazen)
1	Alex Molden	CB	5-10	180	Fr. -RS	Colorado Springs, Colo. (Sierra)
22	Donovan Moore	TB	6-0	190	Sr. -1VL	Los Angeles, Calif. (Locke)

## Numerical

No.	Name	Pos.
1	Alex Molden	CB
1	Kory Murphy	SE
2	Devon Hosey	CB
3	Tommy Thompson	P
4	Herman O'Berry	CB
5	Ron Hardy	OLB
5	Dameron Ricketts	SE
6	Jacob Johnson	OLB
7	Chad Cota	SS
8	Derrick Deadwiler	FL
8	Brian Collins	SS
9	Eugene Jackson	CB
10	Tony Graziani	QB
11	Clayton Millis	QB
11	Lamont Woods	CB
12	Eric Castle	FS
13	Paul Burton	PK
14	Ricky Whittle	TB
15	Kyle Crowston	QB
16	Danny O'Neil	QB
17	Doug Musgrave	QB
18	Anthony Jones	FL
19	Reggie Jordan	OLB
21	Sean Burwell	TB
22	Donovan Moore	TB
23	Ronnie Gipson	FS
24	Juan Shedrick	FB
25	Paul Rodriguez	SS
27	Grady O'Connor	FS
29	Isaac Walker	CB
30	Dan Meade	OLB
30	Eric Johannsen	K
32	Greg Fogle	TB
32	Jeff Sherman	FS
33	Pulou Tata	FB
34	Dwayne Jones	FB
36	Michael Allison	SS
38	Paul Jensen	OLB
39	David Massey	ILB
40	Ernest Jones	OLB
43	Tony Koker	OLB
44	Jeremy Asher	ILB
45	Mark Schmidt	NT
46	John Taumoepeau	ILB
48	Rich Ruhl	ILB
49	Terrell Edwards	OLB
50	Sillia Malepeai	NT
51	Joe Farwell	ILB
53	Tim DeGroot	C
54	Gary Williams	DL
55	Jerome Perryman	OLB
56	Troy Bailey	NT
57	Tom Curran	C
58	Derrick Barnes	OLB
59	Wade Owens	QG
60	David Cuttrell	SG
60	Dan Walsh	ILB
61	Eric Reid	OT
62	Dan Mitchell	QG
63	Eric Barnes	QG

No.	Name	Pos.	Ht.	Wt.	Cl.-Exp.	Hometown (High School)	No.	Name	Pos.
1	Kory Murphy	SE	6-0	165	Fr. -RS	Portland (Benson)	64	Jon Tattersall	SG
17	Doug Musgrave	QB	6-2	202	Jr. -1VL	Grand Junction, Colo. (GJHS)	65	Mike DiFonzo	SG
4	Herman O'Berry	CB	5-11	179	So. -1VL	North Highlands, Calif. (Highlands)	65	Jerry Kent	NT
27	Grady O'Connor	FS	5-11	175	So. -Sq.	Paisley (PHS)	66	Justin Starck	QT
16	Danny O'Neil	QB	6-2	178	So. -1VL	Newport Beach, Calif. (Mater Dei)	68	Heath Howington	C
59	Wade Owens	QG	6-4	247	Fr. -RS	Torrance, Calif. (THS)	69	Mark Gregg	C
55	Jerome Perryman	OLB	6-3	215	Fr. -HS	San Bernardino, Calif. (Colton)	70	Naeem Mills	DE
74	Jon Petsu	DE	6-3	254	Fr. -HS	Salem (South)	71	Matt Martin	QT
61.	Eric Reid	C	6-4	290	Fr. -RS	Poway, Calif. (PHS)	72	Paul Wiggins	QG
5	Dameron Ricketts	SE	5-9	160	Fr. -HS	Culver City, Calif. (CCHS)	73	Tasi Malepeai	SG
76	Willy Rife	QT	6-5	285	Fr. -HS	Springfield (Thurston)	74	Ron Asboe	ST
92	Bryon Rockwell	ILB	6-3	224	Jr. -1VL	Davis, Calif. (DHS)	74	Jon Petsu	DE
25	Paul Rodriguez	SS	5-9	190	Sr. -3VL	Sacramento, Calif. (Valley)	75	David Collinsworth	ST
48	Rich Ruhl	ILB	6-2	224	Fr. -RS	Roseburg (RHS)	76	Willy Rife	QT
45	Mark Schmidt	NT	6-2	265	Fr. -HS	Concord, Calif. (Clayton Valley)	77	Steve Hardin	ST
24	Juan Shedrick	FB	6-2	228	Jr. -2VL	San Rafael, Calif. (Marin Catholic)	78	Bryant Jackson	NT
32	Jeff Sherman	FS	5-10	176	So. -1VL	Pleasant Hill (North Eugene)	79	John Wenig	ST
96	Mitch Siegner	DE	6-4	250	Fr. -HS	Fields (Crane)	80	Brian Brown	SE
93	Mark Slymen	DE	6-2	256	So. -1VL	Mission Viejo, Calif. (MVHS)	81	Ronnie Harris	SE
98	Chuck Somers	DE	6-3	273	Jr. -Tr.	Linwood, N.J. (Mainland Regional)	82	O.B. Babbs	TE
66	Justin Starck	QT	6-6	285	Jr. -Tr.	Salem (South)	83	Derek Allen	OLB
94	Travis Sydow	TE	6-6	228	Fr. -RS	Salem (South)	85	Chris Anderson	TE
33	Pulou Tata	FB	5-11	200	Fr. -HS	Honolulu, Hawaii (St. Louis)	86	James Jessie	FL
87	Willy Tate	TE	6-3	228	So. -1VL	Elk Grove, Calif. (EGHS)	87	Willy Tate	TE
64	Jon Tattersall	SG	6-4	285	Sr. -3VL	Agoura Hills, Calif. (AHS)	88	Vince Ferry	TE
46	John Taumoepeau	ILB	6-2	228	Jr. -2VL	Millbrae, Calif. (Mills)	89	Cristin McLemore	FL
3	Tommy Thompson	P	5-10	185	Jr. -2VL	Lompoc, Calif. (LHS)	90	Josh Wilcox	TE
29	Isaac Walker	CB	5-11	180	Fr. -RS	Los Angeles, Calif. (Dominguez)	92	Bryon Rockwell	OLB
60	Dan Walsh	ILB	6-1	218	Fr. -RS	Butte, Mont. (Central)	93	Mark Slymen	DE
79	John Wenig	ST	6-4	267	Fr. -RS	Salinas, Calif. (North County)	94	Travis Sydow	TE
14	Ricky Whittle	TB	5-9	188	Fr. -RS	Fresno, Calif. (Edison)	95	D.J. Cabrera	DE
72	Paul Wiggins	QG	6-3	285	Fr. -HS	Portland (Benson)	96	Mitch Siegner	DE
90	Josh Wilcox	TE	6-2	209	Fr. -HS	Junction City (JCHS)	97	Romeo Bandison	DE
54	Gary Williams	DE	6-2	278	Jr. -2VL	Fresno, Calif. (Hoover)	98	Chuck Somers	DE
11	Lamont Woods	CB	5-11	165	Fr. -HS	Corvallis (CHS)	99	Jeff Cummins	DE

### Pronunciation Guide

Romeo Bandison	Row-MAY-oh	Pulou Malepeai	Poo-LOW-oo	Travis Sydow	SY-dow
Sean Burwell	BURR-well	Silia Malepeai	Sah-LEE-la Mah-la-pay-EYE	Jon Tattersall	TAHT-ur-saul
Dave Cuttrell	Kah-TREL	Naeem Mills	NYE-eem	John Taumoepeau	Toe-mo-PEE-au
Mike DiFonzo	Dah-FAWN-zo	Willy Rife	RYE-ff	John Wenig	WEH-nig
Devon Hosey	HOE-zee	Mitch Siegner	SIG-nur		