

OREGON  SOFTBALL



MEDIA GUIDE
2020



TABLE OF CONTENTS

2020 TEAM INFORMATION

2020 Quick Facts	3
2020 Schedule	4
2020 Roster	5

MEET THE DUCKS

Returnees	7
Newcomers	18

COACHING STAFF

Melyssa Lombardi - Head Coach	24
Megan Langenfeld - Assistant Coach	26
Justin Shults - Assistant Coach	27
Jo Koons - Volunteer Assistant Coach	28
Support Staff	29

2019 SEASON REVIEW

2019 Recap Notes	31
2019 Results	33
2019 Overall Stats	34
2019 Conference	35
2019 Games Summary	36
2019 Miscellaneous Stats	37
2019 Game-by-Game Batting Stats	38
2019 Game-by-Game Pitching Stats	39

WHY OREGON?

Jane Sanders Stadium	41
Athletic Facilities	43
Athletic Administration	44
Women In Flight	45
The University of Oregon	46
The State of Oregon	47

HISTORY AND RECORDS

Postseason History	49
All-Time All-Americans	50
Awards and Honors	52
Professional/International Experience	57
Team Records	59
Team Single-Season Top 10 Lists	60
All-Time No-Hitters and Perfect Games	62
Individual Single-Game Records	63
Individual Single-Season Top 10 Lists	64
Career Top 10 Lists	66
Year-by-Year Team Stats	68
Year-by-Year Individual Stat Leaders	72
Year-by-Year Coaching Records	78
Year-by-Year Results	79
All-Time Opponent Series Game-by-Game	100
All-Time Letterwinners	122
Year-by-Year Rosters	124

GODUCKS.COM

For all the latest information about Oregon Softball, visit the official UO athletics website:
www.GoDucks.com/softball

PLAYER BIOS/STATS ONLINE

All updated player bios and 2019 stats can be viewed at:
www.GoDucks.com/softball

2020 QUICK FACTS

UNIVERSITY INFORMATION

Name	University of Oregon
Location	Eugene, Ore.
Founded	1876
Enrollment	23,000
Nickname	Ducks
Colors (Pantone)	Green & Yellow
President	Michael H. Schill
Athletics Director	Rob Mullens
Senior Women's Administrator	Lisa Peterson
Faculty Athletics Rep	Tim Gleason
Ballpark	Jane Sanders Stadium (2,500)
Dimensions (L-C-R)	200-225-200
Old Dimensions at Howe Field (L-C-R)	190-220-190
Conference	Pac-12 Conference
Television	Pac-12 Networks
Live Stream	GoDucks.com/Live
Radio	KWVA (88.1 FM)

OREGON SOFTBALL HISTORY

First Season of Competition	1974
All-Time Record	1,289-933-2 (45 Seasons)
Pac-12 Championships	2013, 2014, 2015, 2016, 2018
Postseason Trips	1976, 1980, 1989, 1990, 1994, 1998, 1999, 2000, 2003, 2004, 2005, 2007, 2008, 2010, 2011, 2012, 2013, 2014, 2015, 2016, 2017, 2018
WCWS Appearances	1989, 2012, 2014, 2015, 2017, 2018
AIAW WS Appearances (Pre-NCAA)	1976, 1980
Super Regionals	2010, 2011, 2012, 2013, 2014, 2015, 2016, 2017, 2018
Highest Ever NFCA Ranking	1 (First time in 2014)
All-America Selections	29

ATHLETICS COMMUNICATIONS

Softball Contact	Derren Iha
Office Phone	541-346-5532
Cell Phone	808-754-4837
E-Mail	diha@uoregon.edu
Sr. Assoc. AD - Communications	Jimmy Stanton
Assoc. AD - Communications	Patrick Pierson
Associate Director of Communications	Greg Walker
Associate Director of Communications	Todd Miles
Assistant Director of Communications	Nate Krueger
Assistant Director of Communications	Zach Lawson
Assistant Director of Communications	Derren Iha

MEDIA INFORMATION

All requests for softball interviews and credentials should be directed to Derren Iha in the Oregon athletic communications office. Requests should be made at least 24 hours in advance. To arrange interviews or request credentials, please call 808-754-4837 or e-mail diha@uoregon.edu.

TEAM INFORMATION

2019 Record	22-30 (5-17 Pac-12, 9th)
2019 Postseason	None
Final 2019 Ranking (NFCA/USA Softball)	N/A
Total Roster Size	21
Letterwinners Returning/Lost	11/3
Newcomers	10

COACHING STAFF

Head Coach	Melyssa Lombardi (2nd Season)
Alma Mater, Yr.	Oklahoma, 1997
Record at Oregon	22-30
Assistant Coach	Megan Langenfeld (2nd Season)
Alma Mater, Yr.	UCLA, 2011
Assistant Coach	Justin Shults (2nd Season)
Alma Mater, Yr.	UC Riverside, 2011
Volunteer Asst. Coach	Jo Koons (1st Season)
Alma Mater, Yr.	Utah State, 2015

SOFTBALL SUPPORT STAFF

Director of Operations	Jackie Klein
Graduate Manager	Emily Watson
Student Manager	Devin Fitzgerald
Student Manager	Carlos Munoz
Athletic Trainer	Tracy Oshiro
Strength & Conditioning	Courtney Walden
Equipment Manager	Kenzie Obrochta
Administrative Assistant	Janice Beck
Public Address Announcer	Peg Rees
Groundskeepers	Justin Arp, Ron Perkins, Patty Stephens

RETURNING STARTERS (8)

Name	Yr.	Pos.	AVG	HR	RBI
Haley Cruse	Sr.	OF	.348	2	19
Allee Bunker	So.	INF	.347	1	13
Jasmine Sievers	So.	INF	.326	4	22
Shaye Bowden	Jr.	UT	.315	7	33
Rachel Cid	So.	INF	.260	9	31
Hannah Galey	So.	OF	.175	4	15
Lexi Wagner	So.	OF	.124	0	14

Name	Yr.	Pos.	ERA	W-L	K/BB
Jordan Dail	Jr.	LHP	4.12	18-18	240/126

NEWCOMERS (10)

Name	Yr.	Pos.	Notable
Ariel Carlson	Fr.	INF	2-time Oregon Gatorade POY
Jazzy Contreras	Fr.	UT	Hit .333 at California HS
Samaria Diaz	Sr.	RHP	2019 WAC Pitcher of the Year
Mya Felder	So.	INF	2019 WAC Freshman of the Year
Maddie Hopper	Jr.	INF	Transfer from Pacific
Makenna Kliethermes	Fr.	UT	2019 Missouri Gatorade POY
Deijah Pangilinan	Fr.	OF	No. 28 ranked recruit nationally
Vallery Wong	Fr.	UT	3-time all-metro selection
Brooke Yanez	Jr.	LHP	2019 Big West Pitcher of the Year

*Recruiting rankings based on FloSoftball Hot 100

2020 SCHEDULE

Date	Opponent	Time (PT)
Feb. 6	vs. Utah Valley #	6:30 PM
Feb. 7	vs. BYU #	4 PM
	vs. George Washington #	6:30 PM
Feb. 8	vs. Nevada #	10:30 AM
Feb. 9	vs. Long Beach State #	7:30 AM
Feb. 14	at Houston^	1:30 PM
Feb. 15	vs. Dayton^	11 AM
	at Houston ^	1:30 PM
Feb. 16	vs. Dayton ^	7:30 AM
Feb. 20	vs. Bethune Cookman %	10 AM
	vs. Mississippi State %	1 PM
Feb. 21	vs. Notre Dame %	3 PM
	vs. Idaho State %	5:30 PM
Feb. 22	vs. Northwestern %	9:30 AM
Feb. 28	vs. Drake &	10 AM
	at Tulsa &	12:30 PM
Feb. 29	vs. Louisville &	10 AM
	at Oklahoma State &	3 PM
March 1	vs. Illinois-Chicago &	8:30 AM
March 6	SEATTLE \$	3:30 PM
	LOYOLA MARYMOUNT \$	6 PM
March 7	SEATTLE \$	3 PM
	PORTLAND STATE \$	5:30 PM
March 8	PORTLAND STATE \$	2:30 PM
March 11	at Saint Mary's	2 PM

Puerto Vallarta College Challenge (Puerto Vallarta, Mexico)

^ Houston Tournament (Houston, Texas)

% Mary Nutter Collegiate Classic (Cathedral City, Calif.)

& Tulsa/OSU Invitational (Tulsa, Okla./Stillwater, Okla.)

\$ Oregon Tournament (Eugene, Ore.)

@ Oregon Invitational (Eugene, Ore.)

Date	Opponent	Time (PT)
March 13	at California *	3 PM
March 14	at California *	12 PM
March 15	at California *	12 PM
March 18	Team USA (Ex.) (P12N)	6 PM
March 21	STANFORD *	6 PM
March 22	STANFORD *	4 PM
March 23	STANFORD *	1 PM
March 27	at Washington * (P12N)	5 PM
March 28	at Washington * (P12N)	4 PM
March 29	at Washington * (ESPN2)	2 PM
April 3	UTAH * (P12N)	6 PM
April 4	UTAH * (P12N)	2 PM
April 5	UTAH * (P12N)	12 PM
April 9	at Arizona State *	6:30 PM
April 10	at Arizona State *	6:30 PM
April 11	at Arizona State *	12 PM
April 16	ARIZONA * (ESPN Networks)	6 PM
April 17	ARIZONA * (ESPN Networks)	6 PM
April 18	ARIZONA * (P12N)	5 PM
April 22	BOISE STATE	12 PM
	BOISE STATE	2:30 PM
April 25	at Oregon State * (P12N)	5 PM
April 26	at Oregon State * (P12N)	3 PM
April 27	at Oregon State * (P12N)	4 PM
May 2	TEXAS TECH @	1:30 PM
	GRAND CANYON @	4 PM
May 3	TEXAS TECH @	12 PM
	GRAND CANYON @	2:30 PM
May 7	UCLA * (P12N)	5 PM
May 8	UCLA * (P12N)	5 PM
May 9	UCLA * (P12N)	12 PM
May 15-17	NCAA Regionals - Site TBD	
May 22-24	NCAA Super Regionals - Site TBD	
May 28-June 3	Women's College World Series - OKC, Okla.	

Home games in **BOLD CAPS** at Jane Sanders Stadium

* Pac-12 Conference game

P12N - Game televised by Pac-12 Network

ROSTER BREAKDOWN

BY CLASS

Seniors (3)

Bailey Cook, Haley Cruse, Samaria Diaz

Juniors (4)

Shaye Bowden, Jordan Dail, Maddie Hopper, Brooke Yanez

Sophomores (8)

Allee Bunker, Rachel Cid, Mya Felder, Hannah Galey, Katelyn Howard, Jasmine Sievers, Lexi Wagner, Annalisa Williamson

Freshmen (6)

Ariel Carlson, Jazzy Contreras, Makenna Kliethermes, Terra McGowan, Deijah Pangilinan, Vallery Wong

BY POSITION

Pitchers (4)

Jordan Dail, Samaria Diaz, Makenna Kliethermes, Brooke Yanez

Catchers (2)

Terra McGowan, Annalisa Williamson

Infielders (6)

Ariel Carlson, Rachel Cid, Mya Felder, Maddie Hopper, Katelyn Howard, Jasmine Sievers

Outfielders (3)

Haley Cruse, Deijah Pangilinan, Lexi Wagner

Utility (6)

Shaye Bowden, Allee Bunker, Jazzy Contreras, Bailey Cook, Hannah Galey, Vallery Wong

BY HOME STATE

California (13)

Allee Bunker, Rachel Cid, Jazzy Contreras, Bailey Cook, Haley Cruse, Samaria Diaz, Mya Felder, Katelyn Howard, Terra McGowan, Deijah Pangilinan, Jasmine Sievers, Vallery Wong, Brooke Yanez

Oregon (4)

Ariel Carlson, Hannah Galey, Maddie Hopper, Annalisa Williamson

Arizona (1)

Shaye Bowden

Missouri (1)

Makenna Kliethermes

Pennsylvania (1)

Lexi Wagner

Virginia (1)

Jordan Dail

PRONUNCIATIONS

Rachel Cid.....Sid
 Haley Cruse.....Cruise
 Samaria Diaz.....suh-MAH-ree-uh
 Hannah Galey.....gay-LEE
 Makenna Kliethermes.....klee-ther-mees
 Deijah Pangilinan.....pang-uh-lee-NAN
 Jasmine Sievers.....SEE-vers
 Brooke Yanez.....yuh-nez

NUMERICAL ROSTER

No	Name	Pos	B/T	Ht.	Cl.	Hometown (High School/Previous School)
1	Maddie Hopper	INF	R/R	5-8	Jr.	Salem, Ore. (Western Mennonite HS/Pacific)
2	Jordan Dail	LHP	L/L	5-6	Jr.	Forest, Va. (Brookville HS/Virginia Tech)
3	Ariel Carlson	INF	R/R	5-6	Fr.	Eugene, Ore. (Marist HS)
4	Annalisa Williamson	C	R/R	5-9	So.	Portland, Ore. (Jesuit HS)
5	Jasmine Sievers	INF	R/R	5-6	So.	Mission Viejo, Calif. (Capistrano Valley HS)
7	Mya Felder	INF	R/R	5-6	So.	Fresno, Calif. (Clovis East HS/New Mexico State)
8	Hannah Galey	UT	R/R	5-9	So.	Scappoose, Ore. (Scappoose HS)
9	Bailey Cook	UT	R/R	5-5	Sr.	El Dorado Hills, Calif. (Oak Ridge HS)
11	Terra McGowan	C	R/R	5-8	RFr.	Mission Viejo, Calif. (Mission Viejo HS/Arizona State)
15	Makenna Kliethermes	RHP	R/R	5-11	Fr.	Wardsville, Mo. (Blair Oaks HS)
17	Katelyn Howard	INF	R/R	5-11	So.	Long Beach, Calif. (Woodrow Wilson HS)
20	Rachel Cid	INF	R/R	5-3	So.	Tracy, Calif. (Tracy HS)
21	Samaria Diaz	RHP	R/R	5-10	Sr.	West Covina, Calif. (Bishop Amat HS/New Mexico State)
23	Brooke Yanez	LHP	R/L	5-7	Jr.	Ventura, Calif. (Buena HS/UC Davis)
26	Haley Cruse	OF	R/R	5-7	Sr.	San Diego, Calif. (Del Norte HS)
28	Shaye Bowden	UT	R/R	5-6	Jr.	Phoenix, Ariz. (Sunnyslope HS)
29	Jazzy Contreras	UT	L/R	5-5	Fr.	San Ramon, Calif. (California HS)
35	Lexi Wagner	OF	R/R	5-7	So.	Venetia, Pa. (Seton-LaSalle HS)
51	Allee Bunker	UT	R/R	5-5	So.	Huntington Beach, Calif. (Huntington Beach HS)
59	Deijah Pangilinan	OF	R/R	5-4	Fr.	Vallejo, Calif. (St. Patrick-St. Vincent HS)
99	Vallery Wong	UT	R/R	5-4	Fr.	Sacramento, Calif. (Grant HS)

ALPHABETICAL ROSTER

No	Name	Pos	B/T	Ht.	Cl.	Hometown (High School/Previous School)
28	Shaye Bowden	UT	R/R	5-6	Jr.	Phoenix, Ariz. (Sunnyslope HS)
51	Allee Bunker	UT	R/R	5-5	So.	Huntington Beach, Calif. (Huntington Beach HS)
3	Ariel Carlson	INF	R/R	5-6	Fr.	Eugene, Ore. (Marist HS)
20	Rachel Cid	INF	R/R	5-3	So.	Tracy, Calif. (Tracy HS)
29	Jazzy Contreras	UT	L/R	5-5	Fr.	San Ramon, Calif. (California HS)
9	Bailey Cook	UT	R/R	5-5	Sr.	El Dorado Hills, Calif. (Oak Ridge HS)
26	Haley Cruse	OF	R/R	5-7	Sr.	San Diego, Calif. (Del Norte HS)
2	Jordan Dail	LHP	L/L	5-6	Jr.	Forest, Va. (Brookville HS/Virginia Tech)
21	Samaria Diaz	RHP	R/R	5-10	Sr.	West Covina, Calif. (Bishop Amat HS/New Mexico State)
7	Mya Felder	INF	R/R	5-6	So.	Fresno, Calif. (Clovis East HS/New Mexico State)
8	Hannah Galey	UT	R/R	5-9	So.	Scappoose, Ore. (Scappoose HS)
1	Maddie Hopper	INF	R/R	5-8	Jr.	Salem, Ore. (Western Mennonite HS/Pacific)
17	Katelyn Howard	INF	R/R	5-11	So.	Long Beach, Calif. (Woodrow Wilson HS)
15	Makenna Kliethermes	RHP	R/R	5-11	Fr.	Wardsville, Mo. (Blair Oaks HS)
11	Terra McGowan	C	R/R	5-8	RFr.	Mission Viejo, Calif. (Mission Viejo HS/Arizona State)
59	Deijah Pangilinan	OF	R/R	5-4	Fr.	Vallejo, Calif. (St. Patrick-St. Vincent HS)
5	Jasmine Sievers	INF	R/R	5-6	So.	Mission Viejo, Calif. (Capistrano Valley HS)
35	Lexi Wagner	OF	R/R	5-7	So.	Venetia, Pa. (Seton-LaSalle HS)
4	Annalisa Williamson	C	R/R	5-9	So.	Portland, Ore. (Jesuit HS)
99	Vallery Wong	UT	R/R	5-4	Fr.	Sacramento, Calif. (Grant HS)
23	Brooke Yanez	LHP	R/L	5-7	Jr.	Ventura, Calif. (Buena HS/UC Davis)

COACHING & SUPPORT STAFF

HEAD COACH: Melyssa Lombardi (2nd season; Oklahoma, 1997)
ASSISTANT COACH: Megan Langenfeld (2nd season; UCLA, 2011)
ASSISTANT COACH: Justin Shults (2nd season; UC Riverside, 2011)
VOLUNTEER ASSISTANT COACH: Jo Koons (1st season; Utah State, 2015)
GRADUATE MANAGER: Emily Watson
DIRECTOR OF OPERATIONS: Jackie Klein
ATHLETIC TRAINER: Tracy Oshiro
STRENGTH & CONDITIONING COACH: Courtney Walden
EQUIPMENT MANAGER: Kenzie Obrochta
STUDENT MANAGER: Devin Fitzgerald
STUDENT MANAGER: Carlos Munoz
GROUNDKEEPERS: Justin Arp, Patty Stephens, Ron Perkins

OREGON  SOFTBALL



MEET THE DUCKS

RETURNEES



**SHAYE
BOWDEN
#28**

**JUNIOR | UTILITY
R/R | 5'6"
PHOENIX, ARIZ.
SUNNYSLOPE HS**

CAREER SINGLE-GAME HIGHS

Stat	No.	Opponent
Hits	4	vs. CSUN (2/8/19)
Runs	2	6 times, last at Utah (5/4/19)
RBIs	4	at Stanford (3/30/19)
Doubles	2	at Stanford (3/31/19)
Triples	1	vs. Seattle (2/10/19)
Home Runs	1	8 times, last vs. Arizona State (5/10/19)
Stolen Bases	2	vs. Oklahoma State (3/9/19)
Walks	1	16 times, last vs. Arizona State (5/9/19)
Multiple-Hit Games*	14	12 in 2019
Multiple-RBI Games*	9	8 in 2019

*multiple hit and RBI games are career totals

AS A SOPHOMORE | 2019

NFCA Third Team All-Pacific Region; Pac-12 Player of the Week (Feb. 26); Pac-12 All-Academic Honorable Mention

Hit .315 with seven home runs, 10 doubles, a triple and a team-high 33 RBIs while starting 49 of Oregon's 52 games ... Led the team in total bases (79) while finishing second in slugging percentage (.541) and extra-base hits (18) ... Second among Ducks with eight multi-RBI games and third with 12 multi-hit games ... One of the most versatile players in the country defensively, leading the Pac-12 during the regular season with 14 runners caught stealing in 38 games at catcher while also spending time at first base, second base, third base and right field ... Named the Pac-12 Player of the Week on Feb. 26 after batting .412 with a home run, a double and seven RBIs at the Mary Nutter Collegiate Classic ... Went 2-for-5 with a home run and two RBIs in season opener against Kansas on Feb. 8 before going a perfect 4-for-4 with a double and an RBI later that day against CSUN ... Blasted a first-inning grand slam at Stanford on March 30 to finish with a career-high four RBIs ... Went 2-for-3 with two doubles and two RBIs the next day in the series finale against the Cardinal ... Homered and had multiple hits in three straight games from April 20 to April 23 as part of a seven-game hitting streak (April 14 - April 26), during which she hit .500 with five RBIs ... Recorded third three-RBI game of the year in series finale vs. Oregon State on April 28 ... Went 2-for-3 with a home run on May 10 against Arizona State in the final series of the year.

AS A FRESHMAN | 2018

Appeared in 27 games freshman, making 20 starts ... Hit .250 with 14 hits in 56 at-bats, including two doubles and a home run ... Recorded nine RBIs while scoring 13 runs ... Picked up first collegiate hit on February 9 vs. Fresno State, an RBI single for the game's first run ... Recorded a hit in back-to-back games against No. 18 Oklahoma State and No. 6 Texas A&M on February 23, including her first career home run against the Cowboys ... Enjoyed the best game of her freshman season on March 1 at USF, going 3-for-3 with an RBI and two runs scored ... Drove in a season-high three runs while going 2-for-3 with two runs scored on March 11 vs. Bryant ... Went 2-for-4 with a stolen base and a run scored on April 3 vs. Portland State ... Scored a run vs. No. 5 Washington on June 1 in the Women's College World Series.

HIGH SCHOOL

Rated the No. 23 recruit in the nation by FloSoftball...Played in the PGF High School All-American game in the summer on 2017...Named a second team MaxPreps All-American in 2017...Hit a career-high .654 as a senior with 53 runs, 84 RBIs, 25 doubles and 17 homers with just one strikeout in 33 games played...Named second-team all-state, all-Arizona and 5A all-conference by The Arizona Republic as a senior...Named preseason all-Arizona (catcher) by USA Today going into her senior season...Hit .595 as a junior with 44 hits, 40 RBIs, 11 doubles, six triples and eight homers in 26 games...A first team all-Arizona selection as a junior and a second team choice as a sophomore...The MaxPreps/NFCA national player of the week on March 7, 2015.

CLUB

Played for the Birmingham Thunderbolts and Firecrackers AZ.



BOWDEN'S CAREER STATS

Year	AVG	GP	GS	AB	R	H	2B	3B	HR	RBI	OBP	SLG	OPS	BB	HBP	SO	GDP	SF	SH	SB	SBA	PO	A	E	FLD %
2018	.250	27	20	56	13	14	2	0	1	9	.306	.339	.645	4	1	8	2	1	1	2	3	11	2	2	.867
2019	.315	49	49	146	25	46	10	1	7	33	.368	.541	.909	12	2	16	1	3	1	7	12	248	36	4	.986
TOTALS	.297	76	69	202	38	60	12	1	8	42	.351	.485	.836	16	3	24	3	4	2	9	15	259	38	6	.980

RETURNEES



**ALLEE
BUNKER
#51**

SOPHOMORE | UTILITY
R/R | 5'5"
HUNTINGTON BEACH, CALIF.
HUNTINGTON BEACH HS

CAREER SINGLE-GAME HIGHS

Stat	No.	Opponent
Hits	3	3 times, last vs. Arizona State (5/11/19)
Runs	4	vs. Kansas (2/8/19)
RBIs	4	at Stanford (3/29/19)
Doubles	2	at Utah (5/4/19)
Triples	1	2 times, last vs. California (4/19/19)
Home Runs	1	at Stanford (3/29/19)
Stolen Bases	1	7 times, last vs. Oregon State (4/28/19)
Walks	1	8 times, last at Utah (5/4/19)
Multiple-Hit Games*	18	18 in 2019
Multiple-RBI Games*	3	3 in 2019

*multiple hit and RBI games are career totals

AS A FRESHMAN | 2019

Third Team All-Pac-12; Pac-12 All-Freshman; NFCA Second Team All-Pacific Region

Hit .347 while starting all 52 games for the Ducks during a terrific freshman campaign ... Led the Ducks in conference games with a .380 batting average ... First on the team with 18 multi-hit games, including a trio of three-hit performances ... One of the toughest outs in the nation, striking out just 10 times in a team-high 167 at-bats ... Caught fire in the second half of the season, batting a whopping .425 with a .452 on-base percentage over Oregon's last 24 games ... Recorded nine multi-hit games over the final 16 contests, including two three-hit showings ... Posted eight doubles, two triples and one home run - a grand slam on March 29 at Stanford to finish with a season-high four RBIs ... Drove in 13 runs on the season while leading the team with 32 runs scored ... Notched four straight two-hit games from April 20 to April 26 as part of a nine-game hitting streak (April 12 - April 26) ... Went 3-for-4 with a season-high two doubles and three runs scored on May 4 at Utah ... Tied for second on the team with seven stolen bases in nine attempts ... Scored four runs in collegiate debut against Kansas on Feb. 8, tying the UO single-game record ... Opened collegiate career with three two-hit games in the first five contests ... Shined defensively while starting the last 48 games at second base after playing the first four games of the season at shortstop.

HIGH SCHOOL

FloSoftball's No. 96 ranked recruit in the nation for the class of 2018 ... A four-year starter for Huntington Beach High School, racking up a career .412 batting average with 11 home runs, 35 doubles, six triples, 91 RBIs, 101 runs and 49 stolen bases in 112 games, according to MaxPreps ... Struck out just 17 times in 390 career plate appearances ... Hit .404 as a senior with a career-high four home runs, 12 doubles and 21 RBIs ... Stole a career-high 20 bases as a junior in 2017 while hitting .394 with two homers, seven doubles, three triples and a career-high 29 RBIs ... Burst onto the scene as a freshman (2015), batting .433 with three home runs, seven doubles and 24 RBIs before hitting .419 with two homers, nine doubles and three triples as a sophomore (2016).

CLUB

Played six seasons for the Firecrackers - Rico club team.



BUNKER'S CAREER STATS

Year	AVG	GP	GS	AB	R	H	2B	3B	HR	RBI	OBP	SLG	OPS	BB	HBP	SO	GDP	SF	SH	SB	SBA	PO	A	E	FLD %
2019	.347	52	52	167	32	58	8	2	1	13	.392	.437	.829	8	5	10	0	1	2	7	91	88	4	.978	
TOTALS	.347	52	52	167	32	58	8	2	1	13	.392	.437	.829	8	5	10	0	1	2	7	91	88	4	.978	

RETURNEES



**RACHEL
CID
#20**

**SOPHOMORE | INFIELDER
R/R | 5'3"
TRACY, CALIF.
TRACY HS**

CAREER SINGLE-GAME HIGHS

Stat	No.	Opponent
Hits	4	at Utah (5/4/19)
Runs	3	vs. Kansas (2/8/19)
RBIs	4	2 times, last at Utah (5/4/19)
Doubles	2	at Utah (5/4/19)
Triples	0	
Home Runs	1	9 times, last vs. Oregon State (4/28/19)
Stolen Bases	1	3 times, last vs. California (4/20/19)
Walks	3	vs. Missouri (2/9/19)
Multiple-Hit Games*	7	7 in 2019
Multiple-RBI Games*	7	7 in 2019

*multiple hit and RBI games are career totals

AS A FRESHMAN | 2019

Pac-12 All-Freshman; Two-time Pac-12 Freshman of the Week (Feb. 12, May 6)

A Pac-12 All-Freshman selection after batting .260 with nine home runs, seven doubles and 31 RBIs in first season with the Ducks ... Nine home runs were the most by a UO freshman since 2013 ... Second on the team in RBIs ... Two-time Pac-12 Freshman of the Week ... Recorded seven multi-hit games and seven multi-RBI games, including a pair of four-RBI performances ... Third on the team with 27 walks drawn ... Named the first Pac-12 Freshman of the Week of 2019 after batting a whopping .471 with three home runs and a team-high 10 RBIs at the Kajikawa Classic ... Went 3-for-3 with a home run, four RBIs and three runs scored in collegiate debut vs. Kansas (Feb. 8) and homered again later that day against CSUN ... Blasted third homer of opening weekend on Feb. 9 vs. Bradley while going 3-for-4 with three RBIs ... Finished 2-for-3 with a home run, double and two RBIs on March 9 vs. No. 19 Oklahoma State ... Homered in back-to-back games on March 29-30 at Stanford ... Blasted a two-run homer on April 6 in win at Missouri ... Came up with a huge solo home run in the seventh inning at No. 1 UCLA on April 12 to help Oregon hold on for a 4-3 upset win ... Went 2-for-3 with a home run on April 28 vs. Oregon State ... Named the Pac-12 Freshman of the Week for the second time on May 6 after hitting an incredible .750 with two doubles and five RBIs in three-game series at Utah ... Went a perfect 4-for-4 with two doubles and four RBIs in May 4 win at Utah ... One of four Ducks to start all 52 games, making 49 starts at third base and filling in at shortstop during the Utah series ... Also helped out a thin pitching staff with six appearances in the circle, picking up first career strikeout in final game of the season against Arizona State.

HIGH SCHOOL

Ranked the No. 9 recruit in the nation on the Extra Inning Softball Elite 100 list, and No. 11 in the FloSoftball Hot 100 rankings ... PGF Western Region all-American and a participant in the 2018 PGF High School All-American game ... Starred for Tracy High School in Tracy, Calif., hitting a whopping .534 in 116 career games with 25 home runs, 49 doubles, 11 triples, 166 RBIs and a .603 on-base percentage, according to MaxPreps ... A first-team all-state selection as a senior (2018) after hitting .564 with nine home runs, eight doubles, four triples, 41 RBIs and a .660 OBP ... Led Tracy to its first CIF Sac-Joaquin Section D1 title, blasting two homers in the section title clincher vs. Sheldon of Sacramento ... Set a Tracy single-season record as a junior (2017) with 55 RBIs while hitting an astounding .593 with eight home runs, 13 doubles and three triples ... Drew 66 walks with just 31 strikeouts in 352 career at-bats ... Three-time league MVP (2015, 2017, 2018) ... Hit .532 as a freshman with a career-high 15 doubles, three home runs and 35 RBIs ... Carried a 3.6 GPA during high school.

CLUB

Played for the California Cruisers - Sievers club team.



CID'S CAREER STATS

Year	AVG	GP	GS	AB	R	H	2B	3B	HR	RBI	OBP	SLG	OPS	BB	HBP	SO	GDP	SF	SH	SB	SBA	PO	A	E	FLD %
2019	.260	52	52	146	25	38	7	0	9	31	.381	.493	.874	27	2	26	3	1	1	3	3	54	54	6	.947
TOTALS	.260	52	52	146	25	38	7	0	9	31	.381	.493	.874	27	2	26	3	1	1	3	3	54	54	6	.947

RETURNEES



**BAILEY
COOK
#9**

**SENIOR | UTILITY
R/R | 5'5"
EL DORADO HILLS, CALIF.
OAK RIDGE HS**

CAREER SINGLE-GAME HIGHS

Stat	No.	Opponent
Hits	1	4 times, last at Utah (5/5/19)
Runs	1	3 times, last vs. Oklahoma State (3/9/19)
RBIs	2	vs. Army (2/22/19)
Doubles	0	
Triples	0	
Home Runs	0	
Stolen Bases	1	2 times, last vs. Kansas (2/8/19)
Walks	2	vs. Kansas (2/8/19)
Multiple-Hit Games*	0	
Multiple-RBI Games*	1	1 in 2019

*multiple hit and RBI games are career totals

AS A JUNIOR | 2019

Appeared in 25 games for the Ducks, making 10 starts ... Recorded four hits, four RBIs, four runs scored and four walks ... 2-for-2 in stolen base attempts ... Notched first career hit on Feb. 9 vs. Bradley, an RBI single up the middle ... Drove in a season-high two runs with a two-run single on Feb. 22 vs. Army ... Drove in a run with a sacrifice fly in season finale against Arizona State on May 11 ... Made one start in left field and nine at designated player.

BEFORE OREGON

Joined the roster as a junior after spending the 2017 and 2018 seasons as a student manager for the Ducks ... Played high school ball at Oak Ridge High School in El Dorado Hills, Calif.



COOK'S CAREER STATS

Year	AVG	GP	GS	AB	R	H	2B	3B	HR	RBI	OBP	SLG	OPS	BB	HBP	SO	GDP	SF	SH	SB	SBA	PO	A	E	FLD %
2019	.167	25	10	24	4	4	0	0	0	4	.276	.167	.443	4	0	12	0	1	1	2	2	3	0	1	.750
TOTAL	.167	25	10	24	4	4	0	0	0	4	.276	.167	.443	4	0	12	0	1	1	2	2	3	0	1	.750

RETURNEES



**HALEY
CRUSE**
#26

SENIOR | OUTFIELDER
R/R | 5'7"
SAN DIEGO, CALIF.
DEL NORTE HS

CAREER SINGLE-GAME HIGHS

Stat	No.	Opponent
Hits	4	at Stanford (3/30/19)
Runs	3	vs. Utah (5/4/18)
RBIs	4	vs. Portland State (4/23/19)
Doubles	2	at Oregon State (3/29/18)
Triples	1	2 times, last vs. CSUN (2/8/19)
Home Runs	1	5 times, last vs. Portland State (4/23/19)
Stolen Bases	3	at Pacific (3/27/19)
Walks	3	at UCSB (2/24/19)
Multiple-Hit Games*	28	13 in 2019
Multiple-RBI Games*	7	4 in 2019

*multiple hit and RBI games are career totals

AS A JUNIOR | 2019

Third Team All-Pac-12; NFCA Second Team All-Pacific Region; Pac-12 All-Academic Honorable Mention

Led the Ducks as a junior with a .348 batting average and a .465 on-base percentage ... Tallied five doubles, two home runs, a triple and 19 RBIs ... Hit .373 with a .464 OBP during conference games ... Top 10 in the Pac-12 in OBP (.465), walks (31) and stolen bases (13) ... Second on the team with 13 multi-hit games, including her first career four-hit game on March 30 at Stanford ... Recorded four games with multiple RBIs, including a four-RBI performance against Portland State on April 23 that included a three-run inside-the-park home run to cap a 9-8 comeback win for the Ducks ... Thrived after returning to the leadoff spot on March 29 at Stanford, batting .406 with a .479 OBP over her last 20 games ... Blasted first home run of the year on April 19 against Cal while going 2-for-3 ... Stole a career-high three bases on March 27 at Pacific ... Went 3-for-4 with three RBIs and two stolen bases on March 9 vs. Oklahoma State ... Opened the season with three multi-hit games in the first five contests ... Finished the season with six multi-hit performances in her last 12 games, and four in her last seven ... Drew multiple walks 10 different times, including a three-walk game on Feb. 24 against UCSB ... Started all 48 games she played in center field while also helping out a thin pitching staff with three appearances in the circle.

AS A SOPHOMORE | 2018

- Third Team All-Pac-12; NFCA Second Team All-Pacific Region; Pac-12 All-Academic Second Team

Led all Pac-12 hitters with a .426 batting average in conference games, 70 points better than second place (.356) ... Her .377 overall batting average ranked sixth in the Pac-12 and first among Ducks to headline breakout sophomore season ... Ranked ninth in the Pac-12 with a .430 on-base percentage, drawing 12 walks with only 13 strikeouts in 130 at-bats ... Hit two home runs and had 11 doubles for a .508 slugging percentage ... Appeared in 59 of Oregon's 62 games, making 46 starts ... Notched the first of 15 multi-hit games on March 2 vs. Florida Gulf Coast, going 2-for-2 with a walk ... Went 2-for-3 with two doubles on March 29 at Oregon State before going 2-for-4 with another double the next day vs. the Beavers, her third two-hit game in a four-game span after recording two hits vs. No. 3 UCLA on March 17 ... Had three straight two-hit games and five in a six-game span from April 29 to May 11, including her first home run of the season on May 4 vs. Utah ... Went 2-for-3 with two runs scored to open the Super Regionals vs. No. 19 Kentucky, and added a double and an RBI in another two-hit night two days later to send UO to the Women's College World Series ... Blasted her second homer of the year against No. 8 Arizona State to open the WCWS, notching her lone two-RBI game of the season ... Went 2-for-3 with a double and an RBI against Florida State in UO's final game of the WCWS.

AS A FRESHMAN | 2017

Made 34 appearances in her first season with the Ducks, including four starts...Scored 14 runs and drove in seven...All four of her hits on the season went for extra bases - two doubles, one triple and one home run...Went 1-for-2 in her collegiate debut against Virginia on Feb. 9 with a double...Made her first career start against Fresno State on Feb. 10...Homered against Hawaii and drove in a season-high three runs at Hawaii on Feb. 25...Entered as a pinch runner and scored against Washington in the opening game of the WCWS...Drew two walks and scored twice against Hofstra on March 10.

CLUB

Played with the Corona Angels club team.



CRUSE'S CAREER STATS

Year	AVG	GP	GS	AB	R	H	2B	3B	HR	RBI	OBP	SLG	OPS	BB	HBP	SO	GDP	SF	SH	SB	SBA	PO	A	E	FLD %
2017	.190	34	4	21	14	4	2	1	1	7	.346	.524	.870	5	0	1	0	0	0	4	4	7	0	0	1.000
2018	.377	59	46	130	36	49	11	0	2	9	.430	.508	.938	12	0	13	0	0	5	10	13	21	2	0	1.000
2019	.348	48	48	141	31	49	5	1	2	19	.465	.440	.905	31	0	21	0	0	1	13	15	72	2	4	.949
Total	.349	141	98	292	81	102	18	2	5	35	.441	.476	.917	48	0	35	0	0	6	27	32	100	4	4	.963

RETURNEES



JORDAN DAIL

#2

JUNIOR | PITCHER

L/L | 5'6"

FOREST, VA.

BROOKVILLE HS/VIRGINIA TECH

CAREER SINGLE-GAME HIGHS

Stat	No.	Opponent
Innings	7.0	22 times, last vs. Arizona State (5/9/19)
Strikeouts	13	at Pacific (3/27/19)

CAREER NO-HITTERS

Feb. 16, 2019 vs. Florida Atlantic (7.0 IP, 0 H, 0 R, 4 BB, 9 K)
 March 27, 2019 at Pacific (7.0 IP, 0 H, 0 R, 5 BB, 13 K)

AS A SOPHOMORE | 2019

Second Team All-Pac-12; Two-time Pac-12 Pitcher of the Week (April 8, April 22)

An absolute workhorse for the Ducks as the only scholarship pitcher the circle, compiling an 18-18 record with a 4.12 ERA in a whopping 248.0 innings pitched over 45 appearances (39 starts) ... Two-time Pac-12 Pitcher of the Week ... Threw no-hitters against Florida Atlantic (Feb. 16) and Pacific (March 27), becoming just the fourth Duck ever to throw multiple seven-inning no-hitters in one season ... Led the Pac-12 by more than 70.0 innings pitched and ranked second in the nation during the regular season ... 248.0 innings ranks eighth in UO single-season history, the most by a Duck since 2014 ... Third in program history in games started and tied for fifth in appearances ... Second in the Pac-12 and 17th in the NCAA during the regular season with a career-high 240 strikeouts, the sixth-most in UO single-season history ... Second in the Pac-12 with 60 batters struck out looking ... Fifth in the Pac-12 with 18 wins in the regular season ... Tossed 23 complete games and five shutouts ... Started the season 9-0 with a 2.33 ERA and 74 strikeouts through first 12 appearances (nine starts) ... Fired first career no-hitter on Feb. 16 against Florida Atlantic, striking out nine over seven complete innings ... Earned the win over No. 8 LSU the day before her first no-hitter, striking out eight in a complete-game effort ... Took a tough loss despite a brilliant performance against No. 3 Florida at the Judi Garman Classic on Feb. 28, striking out six without allowing an earned run over six stellar innings ... Tossed second no-hitter of the season on March 27 at Pacific, racking up a career-high 13 strikeouts to lead Oregon to a 5-0 win ... Named the Pac-12 Pitcher of the Week for the first time (April 8) after going 3-0 with three complete games in a span of 24 hours at the Mizzou Tournament, allowing just five runs with 23 strikeouts over 19.0 innings ... Absolutely stellar in leading the Ducks to a 4-3 upset win at No. 1 UCLA on April 12, striking out 12 while allowing only three runs in seven full innings ... Earned second Pac-12 Pitcher of the Week award (April 22) after holding California scoreless with 22 strikeouts over 20.2 innings, including back-to-back complete-game shutouts ... Started Oregon's final 17 games.

BEFORE OREGON

Joined the Ducks as a sophomore transfer after playing her freshman season (2018) at Virginia Tech ... Finished 12th in the ACC with 116 strikeouts and fifth with a .209 opponent's batting average ... Her 38 batters struck out looking ranked seventh in the conference ... Registered three double-digit strikeout games ... Struck out a season-high 13 batters vs. Pitt (3/23) ... Fanned 12 batters in a complete game victory over Penn State (2/9) ... In her first career appearance, she had seven strikeouts in 3.1 innings of relief vs. No. 14 Ole Miss (2/8) ... Tossed a complete game shutout vs. Purdue (2/16) ... Posted 11 strikeouts in a complete game one-hitter vs. Campbell (3/2) ... Struck out six and allowed one run in a complete game win at Longwood (3/27) ... Threw a complete game and struck out six in the series-clinching win at Virginia (4/14).

HIGH SCHOOL

Enjoyed a dominant high school career at Brookville High School in Virginia, where she racked up 1,079 career strikeouts and was a two-time VHSL pitcher of the year ... Was nearly untouchable as a senior, registering 304 strikeouts with a miniscule 0.12 ERA ... Also the 2016 conference player of the year and the Region 3A player of the year.

PERSONAL

Born in Lynchburg, Virginia ... The daughter of Mickey and Tracy Dail ... One younger brother, Logan.



DAIL'S CAREER STATS (at Oregon)

Year	ERA	W	L	App	GS	CG	SHO	CBO	SV	IP	H	R	ER	BB	SO	2B	3B	HR	BF	B/Avg	WP	HBP	BK	SFA	SHA
2019	4.12	18	18	45	39	23	5	5	0	248.0	242	170	146	126	240	50	6	42	1133	.256	42	34	0	8	21
TOTAL	4.12	18	18	45	39	23	5	5	0	248.0	242	170	146	126	240	50	6	42	1133	.256	42	34	0	8	21

RETURNEES



**HANNAH
GALEY**
#8

SOPHOMORE | UTILITY
R/R | 5'9"
SCAPPOOSE, ORE.
SCAPPOOSE HS

CAREER SINGLE-GAME HIGHS

Stat	No.	Opponent
Hits	3	vs. Kansas (2/8/19)
Runs	2	5 times, last vs. Oregon State (4/28/19)
RBIs	5	vs. Kansas (2/8/19)
Doubles	1	2 times, last vs. Pittsburgh (4/6/19)
Triples	0	
Home Runs	2	vs. Kansas (2/8/19)
Stolen Bases	1	3 times, last vs. Oregon State (4/27/19)
Walks	2	3 times, last vs. Portland State (4/23/19)
Multiple-Hit Games*	3	3 in 2019
Multiple-RBI Games*	2	2 in 2019

*multiple hit and RBI games are career totals

AS A FRESHMAN | 2019

Blasted four home runs with 15 RBIs while playing 41 games, 39 starts, as a true freshman ... Recorded three multi-hit games and two multi-RBI games ... Burst onto the scene with a huge collegiate debut, hitting a pair of home runs and finishing 3-for-5 with five RBIs in season opener against Kansas (Feb. 8) ... The only Duck in 2019 to hit multiple home runs in one game or drive in five runs in a single game ... Capped a big opening weekend with third home run on Feb. 10 vs. Seattle U while going 2-for-3 with three RBIs ... Finished 2-for-2 with a double and two runs scored on April 6 vs. Pittsburgh ... Homered high off the left-field foul pole at Jane Sanders Stadium on April 28 vs. Oregon State ... Made 20 starts in right field, 15 at first base, three in center field and one at designated player.

HIGH SCHOOL

Enjoyed a terrific career at Scappoose High School, hitting .539 with 46 total home runs, 217 RBIs and 200 runs scored ... PGF Western Region all-American ... Shined as a senior despite missing time due to injury, batting .556 with seven home runs, 47 RBIs and 40 runs in just 87 plate appearances ... Put together a stellar junior season in 2017, hitting .608 with a program-record 14 home runs to go with 10 doubles, six triples, 60 RBIs and 56 runs en route to being named the Cowapa League player of the year ... Did not strike out once during junior and senior seasons ... Led Scappoose to the state semifinals as a sophomore, and the quarterfinals as a freshman and junior ... Primarily played shortstop during high school career.

CLUB

Played final two seasons of travel ball for the Northwest Bullets.



GALEY'S CAREER STATS

Year	AVG	GP	GS	AB	R	H	2B	3B	HR	RBI	OBP	SLG	OPS	BB	HBP	SO	GDP	SF	SH	SB	SBA	PO	A	E	FLD %
2019	.175	41	39	97	18	17	2	0	4	15	.325	.320	.645	21	1	33	1	1	1	3	4	80	8	6	.936
TOTAL	.175	41	39	97	18	17	2	0	4	15	.325	.320	.645	21	1	33	1	1	1	3	4	80	8	6	.936

RETURNEES



**KATELYN
HOWARD
#17**

**SOPHOMORE | INFIELDER
R/R | 5'11"
LONG BEACH, CALIF.
WOODROW WILSON HS**

CAREER SINGLE-GAME HIGHS

Stat	No.	Opponent
Hits	0	
Runs	0	
RBI	1	at Utah (5/4/19)
Doubles	0	
Triples	0	
Home Runs	0	
Stolen Bases	0	
Walks	1	2 times, last at UCLA (4/14/19)
Multiple-Hit Games*	0	
Multiple-RBI Games*	0	

*multiple hit and RBI games are career totals

AS A FRESHMAN | 2019

Appeared in 12 games as a true freshman, making seven starts as the designated player ... Recorded first career RBI on May 4 at Utah ... Drew walks in back-to-back games at No. 1 UCLA on April 13-14.

HIGH SCHOOL

A three-sport athlete (basketball, volleyball and softball) at Woodrow Wilson High School in Long Beach, Calif. ... Helped lead team to first league title in five years as a senior, earning all-league and Press-Telegram Dream Team honors ... Led league in RBIs (33), home runs (9) and slugging percentage (.760) as a junior ... Competed for the So Calif Athletics travel ball teams.



HOWARD'S CAREER STATS

Year	AVG	GP	GS	AB	R	H	2B	3B	HR	RBI	OBP	SLG	OPS	BB	HBP	SO	GDP	SF	SH	SB	SBA	PO	A	E	FLD %
2019	.000	12	7	24	0	0	0	0	0	1	.077	.000	.077	2	0	10	1	0	0	0	0	0	0	0	.000
TOTAL	.000	12	7	24	0	0	0	0	0	1	.077	.000	.077	2	0	10	1	0	0	0	0	0	0	0	.000

RETURNEES



**JASMINE
SIEVERS**
#5

SOPHOMORE | INFIELDER
R/R | 5'6"
MISSION VIEJO, CALIF.
CAPISTRANO VALLEY HS

CAREER SINGLE-GAME HIGHS

Stat	No.	Opponent
Hits	4	at UCLA (4/13/19)
Runs	2	4 times, last vs. Washington (3/23/19)
RBIs	3	vs. Seattle (2/10/19)
Doubles	2	2 times, last at UCLA (4/13/19)
Triples	1	at Pacific (3/27/19)
Home Runs	1	4 times, last vs. California (4/19/19)
Stolen Bases	2	vs. California (4/20/19)
Walks	2	vs. Pittsburgh (4/6/19)
Multiple-Hit Games*	11	11 in 2019
Multiple-RBI Games*	5	5 in 2019

*multiple hit and RBI games are career totals

AS A FRESHMAN | 2019

First Team All-Pac-12; Pac-12 All-Freshman; Pac-12 All-Defensive

Enjoyed a fantastic freshman season, batting .326 with a team-high 15 doubles, four home runs, a triple and 22 RBIs ... Led the team in doubles, extra-base hits (20) and slugging percentage (.545) ... 15 doubles rank seventh in UO single-season history, just three shy of the program record ... Recorded 11 multi-hit games and five games with multiple RBIs ... Burst onto the scene in her collegiate debut against Seattle on Feb. 10, going 3-for-3 with a home run, three RBIs and two runs scored ... Went 7-for-8 with two doubles, a home run and five RBIs in first three career games ... Hit a dramatic home run in the seventh inning against No. 7 Washington on March 23 to send the game to extra innings ... Also went deep against Stanford (March 29) and California (April 20) ... Finished a home run shy of the cycle on March 27 at Pacific, going 3-for-3 with a double, triple and two RBIs ... Started Oregon's comeback in a 4-3 win at No. 1 UCLA on April 12 with an RBI double ... Went a perfect 4-for-4 with two doubles and two RBIs the next day against top-ranked UCLA and national player of the year Rachel Garcia ... Played all 45 games she started at shortstop, making multiple highlight-reel plays and committing just seven errors to earn a spot on the Pac-12 all-defensive team.

HIGH SCHOOL

Oregon's highest ranked recruit for the class of 2018 at No. 10 on FloSoftball's hot 100 rankings ... A participant in the 2018 PGF High School All-American game and a PGF Western Region all-American ... A second-team all-state honoree as a senior ... Competed in the 2018 Orange County Softball Coaches All-Star Classic ... An all-county first-team selection as a sophomore (2016) after leading her team with a .522 batting average, 25 extra-base hits, 20 RBIs and 30 runs scored.

CLUB

Played travel ball for the California Cruisers - Sievers club team.



SIEVERS' CAREER STATS

Year	AVG	GP	GS	AB	R	H	2B	3B	HR	RBI	OBP	SLG	OPS	BB	HBP	SO	GDP	SF	SH	SB	SBA	PO	A	E	FLD %
2019	.326	45	45	132	19	43	15	1	4	22	.379	.545	.924	9	3	28	1	1	1	4	6	85	54	7	.952
TOTAL	.326	45	45	132	19	43	15	1	4	22	.379	.545	.924	9	3	28	1	1	1	4	6	85	54	7	.952

RETURNEES



**LEXI
WAGNER
#35**

SOPHOMORE | OUTFIELDER
R/R | 5'7"
VENETIA, PA.
SETON-LASALLE HS

CAREER SINGLE-GAME HIGHS

Stat	No.	Opponent
Hits	2	3 times, last vs. Texas A&M (2/23/19)
Runs	1	6 times, last at Utah (5/4/19)
RBIs	3	vs. CSUN (2/8/19)
Doubles	1	vs. Seattle (2/10/19)
Triples	0	
Home Runs	0	
Stolen Bases	0	
Walks	2	3 times, last vs. Portland State (4/23/19)
Multiple-Hit Games*	3	3 in 2019
Multiple-RBI Games*	4	4 in 2019

*multiple hit and RBI games are career totals

AS A FRESHMAN | 2019


Played in 46 games while making 43 starts as a true freshman ... Finished with 14 RBIs while recording a double and 17 walks ... Recorded four games with multiple RBIs and three multi-hit contests ... Went 2-for-3 with a season-high three RBIs on Feb.8 against CSUN ... Doubled in a 2-for-4 performance against Seattle on Feb. 10 while hitting .357 at the Kajikawa Classic to open the season ... Finished 2-for-2 and came up with a huge two-run single in a comeback win against Texas A&M on Feb. 23 ... Drove in two runs at Utah on May 4 ... Versatile defensively, making 23 starts in right field, five in left field, four at first base, three at third base and eight as the designated player.

HIGH SCHOOL

FloSoftball's No. 73 ranked recruit in the nation for the class of 2018 ... A 2018 PGF Northeast Region all-American ... The 2018 Gatorade Pennsylvania softball player of the year after batting .680 with 14 home runs, 39 RBIs and a whopping 1.800 slugging percentage for Seton LaSalle as a senior ... Hit .467 with eight homers and 32 RBIs as a junior, earning Class 2A player of the year honors from the Post-Gazette ... Did not strike out once as a junior.

CLUB

Played for the Beverly Bandits DeMarini - Alvalo club team.



WAGNER'S CAREER STATS

Year	AVG	GP	GS	AB	R	H	2B	3B	HR	RBI	OBP	SLG	OPS	BB	HBP	SO	GDP	SF	SH	SB	SBA	PO	A	E	FLD %
2019	.124	46	43	105	6	13	1	0	0	14	.248	.133	.381	17	1	41	0	2	5	0	0	71	7	1	.987
TOTAL	.124	46	43	105	6	13	1	0	0	14	.248	.133	.381	17	1	41	0	2	5	0	0	71	7	1	.987

RETURNEES



**ANNALISA
WILLIAMSON
#4**

**SOPHOMORE | CATCHER
R/R | 5'9"
PORTLAND, ORE.
JESUIT HS**

CAREER SINGLE-GAME HIGHS

Stat	No.	Opponent
Hits	2	vs. Oklahoma State (3/9/19)
Runs	2	vs. Oklahoma State (3/9/19)
RBIs	1	3 times, last at Utah (5/4/19)
Doubles	0	
Triples	0	
Home Runs	1	vs. Oklahoma State (3/9/19)
Stolen Bases	0	
Walks	2	2 times, last at Utah (5/3/19)
Multiple-Hit Games*	1	1 in 2019
Multiple-RBI Games*	0	

*multiple hit and RBI games are career totals

AS A FRESHMAN | 2019

Made 19 starts and appeared in 22 games as a true freshman ... Recorded six hits with a home run and three RBIs while also drawing 11 walks and scoring six runs ... Homered against No. 19 Oklahoma State on on March 9 and finished with a season-high two hits and two runs scored ... Notched a single as a pinch-hitter on March 24 vs. No. 7 Washington ... Went 1-for-2 with a walk and a sacrifice bunt on March 30 at Stanford ... Notched hits in each of the final two games at Utah, including an RBI single on May 4 ... Two games with multiple walks ... Made three starts in right field and 16 at designated player, and also finished the May 3 game at Utah as the catcher.

HIGH SCHOOL

Local walk-on out of Jesuit High School in Portland, ... A first-team all-league selection for Jesuit ... Carried an impressive 3.8 GPA throughout high school ... Received the Archdiocese of Portland Christian Service Award ... Competed for the Northwest Bullets club team.



WILLIAMSON'S CAREER STATS

Year	AVG	GP	GS	AB	R	H	2B	3B	HR	RBI	OBP	SLG	OPS	BB	HBP	SO	GDP	SF	SH	SB	SBA	PO	A	E	FLD %
2019	.143	22	19	42	6	6	0	0	1	3	.321	.214	.435	11	0	22	0	0	4	0	0	6	0	2	.750
TOTAL	.143	22	19	42	6	6	0	0	1	3	.321	.214	.435	11	0	22	0	0	4	0	0	6	0	2	.750

NEWCOMERS



**ARIEL
CARLSON
#3**

FRESHMAN | INFIELDER
R/R | 5'6"
EUGENE, ORE.
MARIST HS

HIGH SCHOOL

A two-time Oregon Gatorade Player of the Year, receiving the honor as both a junior and senior at Marist High School in Eugene ... Named the Oregon Gatorade Player of the Year as a senior after hitting .708 with 20 home runs, 56 RBIs and a .808 on-base percentage ... Scored 56 runs while stealing 11 bases and drawing 35 walks, helping lead Marist to a state 4A quarterfinal appearance ... Also dominated in the circle, going 11-2 with a 1.23 ERA and 123 strikeouts ... Selected Prep Softball Player of the Year at the 2019 Oregon Sports Awards ... Earned Oregon Gatorade Player of the Year recognition after hitting .682 with 19 home runs and a .737 on-base percentage as a junior ... Posted a 22-2 record with a 1.09 ERA while striking out 204 over 134.2 innings ... Ended her career at Marist with 72 home runs and 252 RBIs, while going 33-4 with 327 strikeouts ... Finished as the highest-ranked Oregon recruit at No. 21 in the FloSoftball hot 100 rankings.



**JAZZY
CONTRERAS
#29**

FRESHMAN | UTILITY
R/R | 5'5"
SAN RAMON, CALIF.
CALIFORNIA HS

HIGH SCHOOL

Enjoyed a strong prep career for California High School, hitting .333 in her four-year career ... Posted a .349 average with a pair of triples as a senior, a year after batting .300 during her junior season ... Turned in six multi-hit games as a senior and four multi-hit efforts her junior year ... Competed this summer with the Sorcerer 18 Gold Williams club team at the Premier Girls Fastpitch National Championship.



NEWCOMERS

**SAMARIA
DIAZ
#21****SENIOR | PITCHER****R/R | 5'10"****WEST COVINA, CALIF.****BISHOP AMAT HS/NEW MEXICO STATE****BEFORE OREGON**

Played three seasons at New Mexico State ... Enjoyed a breakout year as a junior in 2019, earning WAC Pitcher of the Year honors after going 16-9 with a 2.10 ERA and 228 strikeouts across 177.0 innings pitched ... Also earned All-WAC first team and NFCA all-region third team recognition ... Ranked tied for 28th nationally in strikeouts and 19th in strikeouts per seven innings (9.0) ... Threw 16 complete games and eight shutouts, and also tied for seventh in the country with seven saves ... Appeared in 38 games as a sophomore, making 17 starts ... Went 6-9 while striking out 80 over 99.1 innings ... Went 16-8 with two saves as a freshman with a 4.57 ERA over 136.1 innings, appearing in 41 games ... Named to the WAC All-Tournament team after tossing 14 innings, striking out 12 and posting a 3.00 ERA ... Lettered four seasons at Bishop Amat High School, posting a 2.11 career ERA with 303 strikeouts in 275 innings pitched ... Finished 13-2 with a 0.93 ERA and 125 strikeouts in 112.2 innings as a senior ... Tossed five shutouts, including a seven-strikeout effort in a CIF playoff quarterfinal win over Laguna Hills ... Went 8-6 with a 2.46 ERA and 117 strikeouts over 91 innings as a junior.

**MYA
FELDER
#7****SOPHOMORE | INFIELDER****R/R | 5'6"****FRESNO, CALIF.****CLOVIS EAST HS/NEW MEXICO STATE****BEFORE OREGON**

Named the WAC Freshman of the Year and an All-WAC first team selection in 2019 at New Mexico State ... Led the Aggies with a .357 batting average while racking up 12 home runs, 16 doubles and a team-high 46 RBIs ... Put together a whopping .701 slugging percentage to go with a strong .443 on-base percentage ... Struck out only 12 times in 157 at-bats while drawing 22 walks ... A three-time WAC hitter of the week ... Also earned NFCA National Player of the Week honors on May 7 after a monster week that included a 4-for-4 performance with a home run, two doubles and six RBIs in a win at CSU Bakersfield ... Had three different games with two home runs, racking up 13 multi-RBI performances ... A three-time all-conference selection at Clovis East High School in Clovis, Calif. ... Named the TRAC offensive player of the year in 2016 after a huge sophomore season in which she hit .490 with seven home runs, 14 doubles and 43 RBIs ... Followed that up by batting .483 with 11 doubles, four home runs and 19 RBIs as a junior, leading her team to a second straight third-place league finish.



NEWCOMERS



MADDIE HOPPER #1

JUNIOR | INFIELDER
R/R | 5'8"
SALEM, ORE.
WESTERN MENNONITE HS/PACIFIC

BEFORE OREGON

Hit .293 as a sophomore at Pacific with three home runs and 21 RBIs while starting 47 games ... Hit safely in 14 of the final 18 games while batting .353 over that stretch ... Turned in nine multi-hit games, including three over the final five games ... Posted a .290 batting average in 31 at-bats in 2018, her first collegiate action after redshirting the 2017 season ... A standout player for West Salem and Western Mennonite High Schools ... Hit .586 with eight home runs and 57 RBIs, slugging .968 as a junior while earning second-team all-state and first-team all-conference honors.



MAKENNA KLIETHERMES #15

FRESHMAN | PITCHER
R/R | 5'11"
WARDSVILLE, MO.
BLAIR OAKS HS

HIGH SCHOOL

Named the Missouri Gatorade Player of the Year as a senior ... Selected a second-team high school All-American by the NFCA ... A two-time first-team all-state honoree at Blair Oaks High School in Missouri ... Went 21-2 with a 0.57 ERA and 300 strikeouts in 134.1 innings pitched ... Fired an incredible seven no-hitters in 2019 ... Struck out 15.6 batters per seven innings and walked just 31 on the season while surrendering only 47 hits ... Also hit .518 with three home runs and 28 RBI ... Helped lead the Lady Falcons to a 24-1 record and their second district championship in the last three years as a junior ... Struck out 16 in a two-hit shutout to send Blair Oaks to the state final four yet again last month ... The No. 28 ranked player by FloSoftball, Kliethermes played club ball for the DeMarini Aces.



NEWCOMERS



**TERRA
MCGOWAN
#11**

REDSHIRT FRESHMAN | CATCHER
R/R | 5'8"
MISSION VIEJO, CALIF.
MISSION VIEJO HS/ARIZONA STATE

BEFORE OREGON

Joined the Ducks as a true freshman for the 2019 season after spending the fall at Arizona State ... Redshirted in 2019 due to Pac-12 transfer rules ... The No. 20 ranked player on the 2018 FloSoftball Hot 100 list and No. 21 on the Extra Inning Softball Elite 100.

HIGH SCHOOL

A three-time all-league first team selection and a member of the all-Orange County team in 2016 after leading Mission Viejo High School to the CIF Championship ... Hit a whopping .540 with seven home runs as a senior for Mission Viejo ... Mission Viejo's varsity offensive player of the year in 2017 ... Also starred for the OC Batbusters -Stith club team ... In addition to dominating on the field, she thrived in the classroom throughout her high school career ... Carried a 3.8 GPA and earned Scholar Athlete recognition from Mission Viejo following the 2017 season.



**DEIJAH
PANGILINAN
#59**

FRESHMAN | OUTFIELDER
R/R | 5'4"
VALLEJO, CALIF.
ST. PATRICK-ST. VINCENT HS

HIGH SCHOOL

The No. 28 recruit in the nation by FloSoftball out of high school ... A *Vallejo Times-Herald* Athlete of the Year candidate as a senior ... Earned Tri-County Athletic League Rock Division MVP honors ... Hit .643 with 10 home runs and 40 RBIs while scoring 49 runs ... Stole 38 bases while drawing 14 walks ... Finished with multiple hits in 18 of 23 games played, highlighted by seven three-hit games and two four-hit games ... Went 11-for-12 with five home runs, 11 RBIs and four walks in the CIF North Coast Section playoffs ... Blasted three home runs with five RBIs and five runs scored in a quarterfinal win ... Named the co-MVP of the Tri-County Athletic League Rock Division as a junior. ... Joins the Ducks out of Vallejo, Calif., where she played for a California Cruisers club team that also produced current Ducks Jasmine Sievers and Rachel Cid.



NEWCOMERS



**VALLERY
WONG
#99**

**FRESHMAN | UTILITY
R/R | 5'4"
SACRAMENTO, CALIF.
GRANT HS**

HIGH SCHOOL

Selected to CalHi Sports' first-team all-state medium schools team as a senior ... Received first-team All-Metro recognition from the Sacramento Bee ... Batted .700 with eight home runs and 35 RBIs along with 13 doubles and three triples ... Hit safely in all 17 games played with 10 multi-hit games ... Drove in multiple runs 10 times, including each of the last five games of her senior season ... Named first-team All-Metro by the Sacramento Bee as a junior ... Selected to the All-Delta League team after hitting .480 with six home runs, 25 RBIs and eight stolen bases in 18 games ... Hit .537 with 24 RBIs and 27 runs scored in 20 games as sophomore, earning the honor of 2017 Grant softball player of the year.



**BROOKE
YANEZ
#23**

**JUNIOR | PITCHER
R/L | 5'7"
VENTURA, CALIF.
BUENA HS/UC DAVIS**

BEFORE OREGON

Named the Big West Pitcher of the Year as a sophomore ... Earned second-team All-America recognition from Softball America ... Selected first-team all-region by the NFCA ... Posted a 25-7 record and ranked fourth in the nation with a 1.03 ERA and seventh nationally with 273 strikeouts across 203.2 innings pitched ... Held opposing hitters to just a .179 batting average and surrendered only five home runs and 67 walks ... Tossed a no-hitter against Cal Poly on April 14, striking out seven ... Burst onto the collegiate scene as a freshman in 2018, going 15-11 with a 1.75 ERA and 190 strikeouts in 187.2 innings while earning Big West freshman pitcher of the year honors ... Owns a 40-18 career record and a 1.38 ERA with 463 strikeouts in 391.1 innings pitched.

HIGH SCHOOL

Went a perfect 19-0 with a 0.58 ERA and 214 strikeouts as a senior at Buena HS and hit .397 with 11 home runs while earning league MVP honors ... A four-time first-team all-league selection and the CIF Division IV player of the year in her final season, during which she threw a perfect game with 18 strikeouts.



O R E G O N  S O F T B A L L



COACHING STAFF

HEAD COACH MELYSSA LOMBARDI



MELYSSA LOMBARDI

HEAD COACHING RECORD

Oregon Experience	2nd Season
Head Coaching Experience	2nd Season
Collegiate Experience	23rd Season
Overall Record (at Oregon)	22-30
Pac-12 Record	5-19
Postseason Record	0-0
WCWS Appearances	0
Alma Mater	Oklahoma (1997)

BIO QUICK HITS

- 2017 NFCA Division I Assistant Coach of the Year
- Four NFCA National Coaching Staffs of the Year (2000, 2013, 2016-17)
- 11 Regional Coaching Staffs of the Year (1999-01, 2004, 2012-18)
- 20 All-America honors
- 37 All-Region accolades
- 77 All-Big 12 honors
- Two USA Softball Pitcher of the Year awards
- Six Big-12 Pitcher of the Year awards
- Three Big-12 Defensive Player of the Year awards (catchers)
- Four All-Big-12 Defensive Team honors (pitchers and catchers)
- Four National Championships (2000, 2013, 2016-17)
- 12 WCWS appearances (2000-04, 2011-14, 2016-18)
- 17 NCAA Super Regional appearances
- 21 NCAA Tournament appearances in 21 seasons (1998-2018)
- 10 Big-10 regular season titles (1999, 2000, 2009, 2012-18)
- Five Big-12 Conference tournament titles (2001, 2007, 2010, 2017-18)

Melyssa Lombardi enters her second season as the Oregon softball head coach in 2020. She was named the 12th head coach in program history on July 9, 2018, bringing with her an elite championship resume after a highly successful 21-year tenure on the staff of Oklahoma head coach Patty Gasso, including the last 11 seasons as associate head coach.

In her first year at Oregon, the Ducks landed four players on the All-Pac-12 team and three on the all-freshman team. Working with a heavily depleted roster and just one scholarship pitcher for most of the season, Oregon finished Lombardi's first season 22-30 and 5-19 in the Pac-12 headlined by wins over No. 1 UCLA and No. 8 LSU.

The 2017 Division I Assistant Softball Coach of the Year, Lombardi was directly responsible for the Oklahoma pitchers and catchers throughout her 21-season stint in Norman that saw the Sooners win four national championships, including back-to-back in 2016 and 2017, and a total of 15 Big 12 regular season or postseason tournament titles.

Oklahoma played in the postseason every year during Lombardi's 21 seasons, advancing to 17 Super Regionals and 12 Women's College World Series appearances. The Sooners made Super Regionals each of the last nine seasons with Lombardi on staff, and the WCWS seven times in her last eight seasons.

A former all-conference catcher for the Sooners, Lombardi coached the Oklahoma battery to a combined 20 All-America honors, 37 All-Region accolades and 77 All-Big 12 honors over her 21 seasons at OU. Her pitchers racked up six Big-12 Pitcher of the Year awards, and she mentored OU aces such as Paige Parker, Pagie Lowary and Keilani Ricketts.

In addition to being named the nation's top assistant in 2017, Lombardi was a part of four NFCA National Coaching Staffs of the Year (2000, 2013, 2016 and 2017), and 11 Regional Coaching Staffs of the Year (1999, 2000, 2001, 2004, 2012, 2013, 2014, 2015, 2016, 2017 and 2018).

Under Lombardi's guidance, the Sooner pitchers led the nation in 2018 with a team ERA of 1.12, paced by four-time Big 12 Pitcher of the Year Paige Parker, who was a finalist for USA Softball Collegiate Player of the Year, and Paige Lowary, who led all active pitchers in the nation in career saves and was the first overall selection in the National Pro FastPitch League Draft. Parker ranked second in the country with a 0.82 ERA, while Lowary was sixth at 1.09.

The 2017 season featured one of the deepest staffs in program history as three pitchers threw at least 100 innings and all five members of the staff had ERAs at 2.08 or lower. The staff ERA was 1.55 on the season with 510 strikeouts in 482.2 innings and an opponents' average of .177. Parker was tremendous

for a third straight season, earning Big-12 Pitcher of the Year for the third time with a 1.43 ERA and 8.72 strikeouts per seven innings. Lombardi immediately took Lowary, who transferred from Missouri, under her wing and helped her become a dominant relief pitcher with 11 saves.

As a sophomore in 2016, Parker tied the school record and led the country with 38 wins while posting a 1.64 ERA and notching 269 strikeouts in 252.1 innings with 14 shutouts. The WCWS Most Outstanding Player for the national champion Sooners, Parker was a perfect 10-0 with a 2.13 ERA in the postseason. OU threw 22 total shutouts throughout the 2016 season. Catcher Lea Wodach earned second-team All-Region honors as she hit .315 with seven home runs and 32 runs batted in. Taking over primary catching duties in mid-March, she threw out 11 of the 16 stolen base attempts against her.

Parker burst onto the scene as a freshman in 2015, throwing four perfect games and nine solo shutouts with a 1.65 ERA. She became just the third pitcher in NCAA DI history to throw at least four perfect games in a career, and just the 16th to have four perfectos in a career. Behind the plate in 2015, catchers Whitney Ellis and Lea Wodach limited baserunners to just four stolen bases, the fewest in the nation. In addition, they threw out 8 of 12 would-be basestealers for a nation's base caught stealing rate of 75 percent.

The 2014 season was one of Lombardi's best coaching jobs as OU's returning pitchers combined for three wins, one start, 13.2 innings and 13 strikeouts from 2013. Nevertheless, Stanford transfer Kelsey Stevens joined the squad and proceeded to tie for the nation's lead in wins with 38 to earn All-Region and All-Conference honors. In addition, sophomore catcher Whitney Ellis, who had to replace three-time All-American Jessica Shults, threw out a nation's best 61.5 percent (16 of 26) of would-be basestealers.

Lombardi also developed two-time USA Softball Player of the Year Keilani Ricketts, a four-time All-American who led the Sooners to the 2013 national title while finishing 35-1 and throwing six no-hitters. Ricketts finished her career in the NCAA top 12 in multiple categories, including ninth with 133 career victories and 11th with 1,605 career strikeouts.

In 2013, Ricketts and Michelle Gascoigne combined to give the Sooners one of the most dominant seasons in program history. Ricketts went 35-1 and Gascoigne was 18-3, while each had an ERA under 1.23 and held opponents' batting averages under .160. Ricketts threw 16 shutouts, Gascoigne threw eight and the pair combined on three more. As a team, the Sooners led the country in earned run average at 1.16, the lowest by a staff since Florida's 0.69 mark in 2009. It was also the second year in a row that OU boasted the country's top ERA, the first time a program led in back-to-back years since 2005-06.



HEAD COACH MELLYSSA LOMBARDI

Ricketts earned the first of two straight USA Softball Player of the Year honors in 2012 after bettering her own program single-season strikeout record with 457. She was second nationally in strikeouts, strikeouts per seven innings (11.0), ERA (1.08) and wins (37), and was third with 15 shutouts. As a staff, the 2012 Sooners set program records for both strikeouts and strikeouts per seven innings.

Lombardi's battery of Ricketts and Shults each earned All-American honors in 2011, with Ricketts striking out a then-school-record 452, including a OU single-game record 19 against Iona. Lombardi guided Ricketts to second team All-America honors as a freshman in 2010, while senior catcher Lindsey Vandever earned Big-12 Defensive Player of the year honors. With a pitching staff of two sophomores and two freshmen, Lombardi aided OU in producing a 1.39 ERA, a mark that was No. 2 in the nation.

Catcher Heather Scaglione earned two straight All-America first team honors in 2004 and 2005 under Lombardi's tutelage. The only two-time first team All-American in school history was also named the Big 12's Defensive Player of the Year in those same years. Scaglione remains the only player in Big 12 history to receive the honor twice.

During Oklahoma's 2000 national championship run, Lombardi's staff registered a 1.44 ERA to rank second in the Big-12 and 25th in the nation. The staff posted 24 shutouts and 301 strikeouts.

In her first year on the coaching staff as a student assistant in 1997, the OU pitching staff produced one of the lowest earned run averages in school history and in the country.

The Glendale, Ariz., native ended her two-year Sooner playing career with a spectacular senior season in 1996, when she hit .345 to lead OU during its Big 12 Conference championship run.

She was also instrumental in helping Jill Most and Jennifer Jaime record two of the best pitching seasons in school history. Lombardi caught all three of Most's wins in OU's conference tournament games and was named to the all-tournament team after going 3-for-8 (.375) at the plate with a triple, four RBIs, two runs scored and a stolen base.

Lombardi graduated from Oklahoma in 1997 with a degree in health and sports science. She and her husband, John, were married on Nov. 10, 2000. The couple has one son, Gianni.



ASSISTANT COACH MEGAN LANGENFELD



MEGAN LANGENFELD

EXPERIENCE

Oregon Experience	2nd Season
Collegiate Experience	8th Season
Alma Mater	UCLA (2011)

COACHING HISTORY

Oregon	2019-pres.
UC Riverside	2018
Stanford	2015-17
Arkansas	2013-14

CAREER HIGHLIGHTS

- Three-time All-American and 2010 national champion as a two-way player with UCLA (2007-10)
- 2010 Pac-10 Player of the Year
- Four-time all-region and All-Pac-10 selection
- 2010 USA Softball National Player of the Year finalist
- 2010 Los Angeles Sportswoman of the Year
- Led U.S. National Team to a Japan Cup title in 2017

Megan Langenfeld is in her second season with the Oregon softball program after joining head coach Melyssa Lombardi's staff on August 22, 2018.

In her first year at Oregon, Langenfeld helped lefty Jordan Dail earn second-team All-Pac-12 honors and finish with the sixth-most strikeouts in a season in school history at 240. The only scholarship pitcher on the roster for most of the year, Dail worked a conference-leading 248.0 innings while going 18-18.

A three-time all-American and 2010 national champion as a player with UCLA, Langenfeld came to the Ducks after spending the 2018 season as pitching coach at UC Riverside.

Langenfeld helped take the UC Riverside pitching staff to new heights in 2018, leading the Highlanders to 15 shutouts, a no-hitter and several new program records in the circle. Individually, Hailey Dolcini went 15-9 and boasted a 1.80 ERA to rank second in program singleseason history, and Tayler Misfeldt tied for second all-time with 21 wins while posting a 2.51 ERA.

Langenfeld went to UC Riverside in August 2017 after spending the previous three seasons (2015-17) as an assistant at Stanford. Before joining the Cardinal, Langenfeld worked as a graduate assistant and manager for two years (2013-14) at Arkansas.

The 2010 Pac-10 player of the year for UCLA, Langenfeld was a four-time all-Region and all-Pac-10 selection from 2007 to 2010 while starring both in the circle and at the plate. She was also a finalist for USA Softball national player of the year in 2010, when she hit .706

and slugged 1.529 while going 3-0 in the circle with 17 strikeouts in 24.2 innings at the Women's College World Series to lead the Bruins to the national title and earn the WCWS most outstanding player award.

Langenfeld's name can be found at or near the top of nearly every major UCLA single-season and career statistical category. In 2010, she set program singleseason records in slugging percentage (1.085) and on-base percentage (.667), and posted the secondbest batting average (.527) in UCLA history. She also led the Bruins with 20 home runs, 58 RBIs, 43 walks and 140 total bases. In the circle, she was 14-1 with a 1.53 ERA and 76 strikeouts in 114.1 innings.

For her career, Langenfeld finished 53-9 with a 1.42 ERA in the circle with 348 strikeouts in 453.1 innings, and added 34 complete games and 13 shutouts. She closed her UCLA career ranking in the top 10 all-time in nine different categories, highlighted by the all-time career saves record (12). She also shined in the classroom for the Bruins, earning Pac-10 all-academic honors three times.

Following the 2010 season, Langenfeld was nominated for an ESPY and honored as the Los Angeles sportswoman of the year, and in 2013 she was inducted into the Bob Elias Kern County Sports Hall of Fame. She has spent time with the U.S. National Team as a first baseman, designated hitter and pitcher, and helped lead the squad to a Japan Cup title in 2010, when she earned tournament MVP honors.

Langenfeld graduated from UCLA in 2011 with a degree in economics, and then earned her Master's degree in recreation and sport management from Arkansas in 2014.

ASSISTANT COACH JUSTIN SHULTS



JUSTIN SHULTS

EXPERIENCE

Oregon Experience	1st Season
Collegiate Experience	8th Season
Alma Mater	UC Riverside (2011)

COACHING HISTORY

Oregon	2019-pres.
Fresno State	2017-18
Miami (Ohio)	2015-16
Southwestern Oklahoma State	2013-14

CAREER HIGHLIGHTS

- Selected by the Houston Astros in the 2011 MLB Draft.
- 2010 All-American at UC Riverside (2008-11).
- Two-time All-Big West selection.
- Left UC Riverside as the program's single-season record holder for RBIs (62) and single-game record holder for home runs (3) and total bases (16).

Justin Shults enters his second season with the Oregon softball program as an assistant coach, Shults working primarily as the Ducks' hitting coach.

In his first year at Oregon, he helped four different players hit above .300, including a pair of freshmen. Shults coached Allee Bunker, Haley Cruse and Jasmine Sievers to All-Pac-12 selections, while Bunker and Sievers were both named all-freshman.

Shults came to Oregon after spending 2017 and 2018 at Fresno State. He led the Bulldogs to a historic offensive year in 2018, when they ranked fifth in the NCAA with a .410 team on-base percentage, up from .373 in 2017. Six Bulldogs owned an on-base percentage of .410 or better, with Hayleigh Galvan leading the way at an astounding .511 clip. Fresno State showed a knack for finding ways to reach base, as Bulldog hitters shattered the program and Mountain West records with 71 hit-by-pitches in 2018, the second-most in the nation, while also breaking the program record with 213 walks.

The Bulldogs also hit for power under Shults, blasting 50 home runs with a .483 team slugging percentage in 2018. Three Bulldog position players earned firstteam all-Mountain West honors in 2018, while Galvan also earned NFCA All-Pacific-Region third-team honors. Galvan led the team in batting average (.372), slugging percentage (.657), and on-base percentage (.511) and was tied for the team lead with 90 total bases.

Shults helped lead the Bulldogs to an NCAA Tournament appearance in 2017, his first season with the program, after he and the new staff took over a team that graduated eight seniors, including the reigning MWC pitcher of the year and MWC defensive player of the year. Offensively, the 2017 Bulldogs broke the program's single-season

record for grand slams (5) and the single-game record for RBIs (23), which they accomplished against Stanford (Feb. 12). The Bulldogs also tied the single-game program records for runs (24), home runs (6) and total bases (40) against the Cardinal.

Shults went to Fresno State following two seasons as the assistant coach and recruiting coordinator at Miami University (Ohio), where he helped guide the RedHawks to back-to-back 30-win seasons, a MidAmerican Conference Tournament championship and an NCAA Tournament berth in 2016.

During his last season at Miami (Ohio), the team broke offensive school records for runs (302), runs per game (5.21), RBIs (274), doubles (83), home runs (56) and walks (200). Shults also mentored Taylor Shuey, the first MAC player of the year in school history.

Prior to his time at Miami, Shults spent two seasons as an assistant coach at Southwestern Oklahoma State, where he assisted with hitting, outfield and recruiting. He helped guide six players to All-Great American Conference Team honors.

As a baseball player, Shults spent one season in the Houston Astros organization after being drafted in the 45th round of the 2011 MLB Draft. A highly decorated playing career at UC Riverside, Shults earned 2010 All-American and All-Region honors as a junior. He was also a two-time All-Big West selection. Shults left UC Riverside as the program's single-season record for RBIs (62) and the single-game records for HR (3) and total bases (16).

Shults earned his bachelor's degree in psychology from UC Riverside in 2011, and his Masters of education in sport management from Southwestern Oklahoma State in 2013.

VOLUNTEER ASSISTANT COACH JO KOONS



JO KOONS
EXPERIENCE

Oregon Experience	1st Season
Collegiate Experience	5th Season
Alma Mater	Utah State (2015)

COACHING HISTORY

Oregon	2020-pres.
Utah State	2019
Lassen College (HC)	2018
Colorado Christian	2017
Stanford	2016

CAREER HIGHLIGHTS

- Played four years at Utah State (2012-15).
- Started at least one game at every position throughout her career.
- Finished career ranked sixth all-time at Utah State in triples and eighth in walks.
- Hit .276 with 10 doubles, five triples, 25 RBIs and 36 runs scored as a senior.



Jo Koons joined the Oregon softball program on Aug. 20, 2019, as the volunteer assistant coach on head coach Melyssa Lombardi's staff.

Koons came to Oregon after spending the 2019 season as an assistant coach at her alma mater, Utah State. The Chico, Calif., native coached outfielders and slappers for the Aggies, a year after she spent the 2018 season as the head coach at Lassen College in Susanville, Calif.

Koons' coaching career started at Stanford in 2016 as a volunteer assistant coach, and she was in the visitors' dugout for Oregon's first ever game at Jane Sanders Stadium on March 24, 2019. Koons got her first full-time coaching role the next year in 2017 as an assistant coach at Colorado Christian.

Koons starred for Utah State from 2012-15 and established herself as one of the most versatile players in the nation, making at least one start at every position in the field throughout her career. Primarily a shortstop, Koons etched her name throughout the Aggies' record book, ranking sixth all-time in triples and eighth in walks while playing in 201 career games.

Koons' best season came as a senior in 2015, when she hit .276 with 10 doubles, five triples, 25 RBIs and 36 runs scored, the third-most by an Aggie in single-season history.

Koons graduated from Utah State in May 2015 with a degree in interdisciplinary studies.

SUPPORT STAFF



Director of Operations
JACKIE KLEIN



Graduate Manager
EMILY WATSON



Athletic Trainer
TRACY OSHIRO




Equipment Manager
KENZIE OBROCHTA



Student Manager
DEVIN FITZGERALD



Student Manager
CARLOS MUNOZ



Strength & Conditioning Coach
COURTNEY WALDEN



Administrative Assistant
JANICE BECK



PA ANNOUNCER
PEG REES

O R E G O N  S O F T B A L L



2019 IN REVIEW

2019 RECAP NOTES

DUCKS SHOW TREMENDOUS FIGHT DURING ADVERSITY-FILLED 2019 SEASON

The 2019 season was marked by transition and adversity for the Oregon softball team in the first year of the Melyssa Lombardi era. Playing with a shorthanded roster that featured 10 freshmen and just three competing upperclassmen, Lombardi's squad battled through injuries and outside expectations while developing an exciting young core of talent and proving to the nation that Ducks never quit.

"This team will always be known for its fight, and their willingness to put the team before themselves," Lombardi said. "... I just can't say enough about this team and how proud I am of them, and all they've accomplished. Because I don't know another team that could fight through all of this."

SEASON AT A GLANCE

The Ducks (22-30, 5-19 Pac-12) got the new era off to a strong start despite a flurry of offseason changes, going 5-0 at the Kajikawa Classic. Oregon put the nation on notice with a thrilling 8-5 win over No. 8 LSU to open the St. Pete Clearwater Elite Invitational, where the Ducks went 2-2 with a win over Florida Atlantic behind a **Jordan Dail** no-hitter. UO improved to 11-4 with a 4-2 weekend at the Mary Nutter Classic, but then struggled through a 12-game losing streak that featured 11 games against top-25 teams. Dail threw her second no-hitter in a 5-0 win over Pacific to end the skid, and UO went 1-2 in a very competitive series at Stanford. The Ducks then went 3-1 while taking a break from conference play against Missouri and Pittsburgh, and then returned to Pac-12 action in a big way with a huge 4-3 upset win at No. 1 ranked and eventual national champion UCLA. Oregon was in position to make a run at a postseason berth after taking two of three from Cal and sweeping a doubleheader vs. Portland State, but depth and injury issues proved too much to overcome as the Ducks dropped eight of their final nine games.

SIX EARN ALL-PAC-12, ALL-REGION HONORS

The 2019 season saw an emergence of a talented young core for the Ducks, as six players set to return in 2020 played their way to all-Pac-12 or NFCA all-region honors. **FR IF Jasmine Sievers** led the way with an impressive haul of conference awards, being named first-team all-Pac-12 while also landing on the Pac-12 all-freshman and all-defensive teams. **SO LHP Jordan Dail** was a second-team all-Pac-12 selection after carrying the load for UO in the circle, and she was also a two-time Pac-12 pitcher of the week. **JR OF Haley Cruse** and **FR IF Allee Bunker** both landed on the all-Pac-12 third team and the Pacific North all-region second team, and Bunker also earned a spot on the Pac-12 all-freshman squad. **FR IF Rachel Cid**, a two-time Pac-12 freshman of the week, joined Sievers and Bunker with conference all-freshman honors, and **SO C/UT Shaye Bowden** was named third-team all-region.

DAIL IMPRESSES AS DUCKS' WORKHORSE

SO LHP Jordan Dail was an absolute workhorse in 2019 for the Ducks after transferring to Oregon from Virginia Tech. Dail (18-18, 4.12 ERA) led the Pac-12 and ranked fifth in the nation with a whopping 248.0 innings pitched while also leading the conference in appearances (45) and games started (39). The second-team all-Pac-12 selection was fourth in the Pac-12 and sixth in UO single-season history with 240 strikeouts, and her 60 batters struck out looking ranked second in the league. The Forest, Va., native threw 23 complete games and five shutouts, including no-hitters against Florida Atlantic (Feb. 16) and Pacific (March 27) to become just the fourth Duck ever to toss multiple seven-inning no-hitters in the same season. Dail was also a two-time Pac-12 pitcher of the week, earning the honor on April 8 after and April 22. The Ducks will look to build a staff around Dail in 2020 as she aims to build upon an impressive first season in Eugene.

DUCKS GRIND THROUGH LOADED SCHEDULE

The new-look Ducks played a loaded schedule in Melyssa Lombardi's first season, playing 18 games against teams ranked in the NFCA top 25 and ranking 22nd nationally in strength of schedule. Oregon played 35 games away from home, going 13-6 in neutral site games and pulling off upset wins over No. 8 LSU and No. 1 UCLA.

LOOKING AHEAD TO 2020

Oregon will have a strong core coming back in 2020 in Cruse, Dail, Bowden, Bunker, Cid and Sievers, and highly touted catcher Terra McGowan will make her debut after redshirting 2019 following her transfer from Arizona State. The Ducks boast the nation's No. 11 ranked recruiting class, which features three top-35 signees in IF Ariel Carlson (No. 21), OF Deijah Pangilinan (No. 28) and RHP Makenna Kliethermes (No. 31), as well as a versatile utility player in Vallery Wong. Carlson (Oregon) and Kliethermes (Missouri) were the Gatorado players of the years in their respective states. The Ducks will look to the NCAA transfer portal to round out an already talented roster for Lombardi's second season at the helm.

CRUSE SETS THE TABLE AS A JUNIOR HC Melyssa Lombardi moved JR OF Haley Cruse

back to the leadoff spot prior to the Stanford series (March 29-31), and the junior was terrific from there on out. Over her final 20 games, Cruse hit .406 with a .479 on-base percentage to finish the season leading the team with a .348 batting average. Cruse did a great job of setting the table all year with a team-high .465 OBP, good for No. 7 in the Pac-12, and she was tied for sixth in the conference with 31 walks. After leading the Pac-12 in hitting during conference play as a sophomore, Cruse batted .373 in league games in 2019 to rank second on the Ducks and 10th in the conference. The San Diego, Calif., native also wreaked havoc on the basepaths in 2019 with 13 stolen bases, seventh-most in the Pac-12. Cruse will return as a key team leader in 2020 as a senior.

2019 PAC-12 STANDINGS

RK	TEAM	PAC-12	OVERALL
1.	UCLA #*^!	20-4	56-6
2.	Washington *^!	20-4	52-9
	Arizona ^!	19-5	48-14
4.	Arizona State ^	13-11	35-20
5.	Stanford ^	8-13	33-20
6.	Oregon State	8-14	26-19
7.	Utah	7-17	19-34
8.	California	5-18	28-27
9.	Oregon	5-19	22-30

National Champions * Pac-12 Co-Champions
^ NCAA Tournament Participant ! WCWS Participant

PAC-12 STAT LEADERS

RUNNERS CAUGHT STEALING BY

RK	TEAM	RCS
1.	Oregon	17
2.	Arizona State	13
3.	Utah	11
4.	Arizona	10
5.	California	9

FIELDING PERCENTAGE

RK	TEAM	FLD %
1.	Washington	.980
2.	Arizona	.976
3.	UCLA	.974
4.	Oregon	.969
5.	Stanford	.963

HOME RUNS

RK	TEAM	HR
1.	Arizona	110
2.	Arizona State	91
3.	UCLA	78
4.	Washington	48
5.	Oregon	42

WALKS

RK	TEAM	BB
1.	UCLA	210
	Arizona State	210
3.	Washington	208
4.	Arizona	202
5.	Oregon	195

IINNINGS PITCHED

RK	NAME	TEAM	IP
1.	Jordan Dail	Oregon	248.0
2.	Taylor McQuillin	Arizona	207.0
3.	Taran Alvelo	Washington	203.1

GAMES STARTED - PITCHERS

RK	NAME	TEAM	GS
1.	Jordan Dail	Oregon	39
2.	Carolyn Lee	Stanford	30
	Taylor McQuillin	Arizona	30

APPEARANCES

RK	NAME	TEAM	APP
1.	Jordan Dail	Oregon	45
2.	Taran Alvelo	Washington	41
3.	Gabbie Plain	Washington	38

BATTERS STRUCK OUT LOOKING

RK	NAME	TEAM	SOL
1.	Taran Alvelo	Washington	82
2.	Jordan Dail	Oregon	60
3.	Rachel Garcia	UCLA	56

BATTERS STRUCK OUT

RK	NAME	TEAM	SO
1.	Taran Alvelo	Washington	300
2.	Rachel Garcia	UCLA	286
3.	Gabbie Plain	Washington	246
4.	Jordan Dail	Oregon	240

RUNNERS CAUGHT STEALING BY

RK	NAME	TEAM	CS
1.	Shaye Bowden	Oregon	14
2.	Maddi Hackbarth	Arizona State	13
3.	Deijah Mulipola	Arizona	10

2019 RECAP NOTES

DOUBLES MACHINE SIEVERS SHINES IN YEAR ONE

FR IF Jasmine Sievers was terrific for the Ducks in her rookie campaign, leading the team in slugging percentage (.545), OPS (.924), doubles (15) and extra-base hits (20). The first-team all-Pac-12 pick hit .326 to rank third on the squad, and she batted .333 with 10 doubles and two homers over her last 22 games, including a 4-for-4 games against national player of the year Rachel Garcia and eventual national champion UCLA on April 13. Sievers was tied for sixth in the Pac-12 with 15 doubles, the seventh-most in UO single-season history. Sievers also impressed at shortstop, making multiple highlight-reel plays, while landing on the Pac-12 all-defensive team. Sievers will compete for the USA Softball Junior Women's National Team this summer before returning to Eugene for her sophomore year.

BUNKER BRINGS STEADY PRESENCE TO LINEUP

FR IF Allee Bunker put together a great freshman year while holding down second base for the Ducks, shoring up the future of UO's middle infield along with Sievers. Bunker hit an impressive .347 as a rookie, just one point behind leader Haley Cruse (.348), and was Oregon's top hitter in Pac-12 play with a whopping .380 batting average, good for ninth in the league. The third-team all-Pac-12 and Pac-12 all-freshman selection was phenomenal over the last month-plus of the season, batting .425 with a .452 on-base percentage over Oregon's last 24 games. Bunker proved to be one of the toughest outs in the nation as a freshman, striking out just 10 times in a team-high 167 at-bats.

SUPER UTILITY BOWDEN LEADS DUCKS IN RBIs

SO UT Shaye Bowden was one of Oregon's most valuable players in 2019, producing from the middle of the order while also shining in a super utility role on defense. A third-team all-region pick, Bowden hit a solid .315 with seven home runs and 10 doubles while pacing the Ducks with 33 RBIs. The Phoenix, Ariz., native hit .364 with four homers over the last 15 games, and she was the Pac-12 player of the week on Feb. 26 after hitting .412 with a home run, double and seven RBIs in six games at the Mary Nutter Classic. Defensively, Bowden led the Pac-12 with 14 runners caught stealing in 38 games at catcher, and she also spent seven games at first base, four at second base, four in right field and three at third base. Bowden's versatility will give the Ducks a flurry of different options as they build the 2020 roster.

CID PUTS POP, GLOVE ON DISPLAY AS A FRESHMAN

FR IF Rachel Cid was one of four Ducks to play all 52 games in 2019, and she gave UO fans a taste of what made her such a highly-touted recruit. Cid finished year one batting .260 with nine home runs, seven doubles and 31 RBIs, earning a spot on the Pac-12 all-freshman team. Cid's nine bombs are the most by a UO freshman since Janelle Lindvall had 13 in 2013,

and she worked 27 walks to finish with a solid .381 on-base percentage. A two-time Pac-12 freshman of the week, Cid was terrific all year at third base, and she played a solid shortstop during the Utah series (May 3-5) while filling in for an injured Sievers.

DAIL FIRES SECOND NO-HITTER AT PACIFIC

SO LHP Jordan Dail was untouchable in Oregon's 5-0 win at Pacific on March 27, tossing her second no-hitter of the season with a career-high 13 strikeouts over seven shutout innings. She did walk five batters, but allowed just two to reach scoring position in arguably the most dominant outing of her career. Dail, who no-hit Florida Atlantic on Feb. 16, became just the fourth Duck in program history to throw multiple seven-inning no-hitters in the same season.

DAIL THROWS FIRST CAREER NO-HITTER

SO LHP Jordan Dail fired her first career no-hitter on Feb. 16 against Florida Atlantic in Clearwater, Fla., to lead the Ducks to a 2-0 victory. Dail struck out nine batters, including seven of the first nine that she faced, and didn't allow a runner to reach second base after the first inning while scattering four walks.

UPSET OF NO. 8 LSU HEADLINES SPC ELITE INVITE

The Ducks came away with a 2-2 showing at the St. Pete/Clearwater Elite Invitational, headlined by an 8-5 win over No. 8 LSU. The Ducks built an early three-run lead before the Tigers tied the game, 4-4, in the fifth, but **SR C/IB April Utecht** put Oregon right back in front in the sixth with an RBI single. Utecht came through again in the seventh with a clutch three-run home run, her first of the year, giving her four RBIs over the final two innings. SO LHP Jordan Dail finished off a gritty complete-game outing in the circle and helped secure the first top-10 win of the Melyssa Lombardi era. Dail led Oregon to its second win in Clearwater the next day with her first career no-hitter in a 2-0 victory of Florida Atlantic.

2019 AWARDS RECAP

NFCA ALL-PACIFIC REGION

- 2B Allee Bunker (2nd)
- OF Haley Cruse (2nd)
- C/UT Shaye Bowden (3rd)

ALL-PAC-12 CONFERENCE

- SS Jasmine Sievers (1st)
- LHP Jordan Dail (2nd)
- 2B Allee Bunker (3rd)
- OF Haley Cruse (3rd)

PAC-12 ALL-FRESHMAN

- 2B Allee Bunker
- 3B Rachel Cid
- SS Jasmine Sievers

PAC-12 ALL-DEFENSIVE

- SS Jasmine Sievers

PAC-12 ALL-ACADEMIC

- C/UT Shaye Bowden (HM)
- OF Cherish Burks (HM)
- OF Haley Cruse (HM)

PAC-12 WEEKLY AWARDS

- Feb. 12 Rachel Cid, Pac-12 Freshman
- Feb. 26 Shaye Bowden, Pac-12 Player
- April 8 Jordan Dail, Pac-12 Pitcher
- April 22 Jordan Dail, Pac-12 Pitcher
- May 6 Rachel Cid, Pac-12 Freshman

2019 RESULTS

**2019 Oregon Softball
Game Results for Oregon (as of May 13, 2019)
(All games)**

Date	Opponent	Score	Inns	Overall	Pac-12	Pitcher of record	Attend	Time
Feb 08, 2019	vs Kansas	w 14-5	7	1-0-0	0-0-0	Dail, J. (W 1-0)	355	2:35
Feb 08, 2019	vs CSUN	w 12-5	7	2-0-0	0-0-0	Dail, J. (W 2-0)	0	2:25
Feb 09, 2019	vs Mizzou	w 6-1	7	3-0-0	0-0-0	Dail, J. (W 3-0)	145	2:30
Feb 09, 2019	vs Bradley	w 13-3	5	4-0-0	0-0-0	MacGrandle (W 1-0)	0	2:08
Feb 10, 2019	vs Seattle U	w 8-6	7	5-0-0	0-0-0	MacGrandle (W 2-0)	306	2:34
! Feb 15, 2019	vs #8 LSU	w 8-5	7	6-0-0	0-0-0	Dail, J. (W 4-0)	0	2:38
Feb 15, 2019	vs #23 James Madison	L 1-9	6	6-1-0	0-0-0	MacGrandle (L 2-1)	0	2:09
Feb 16, 2019	vs Florida Atlantic	w 2-0	7	7-1-0	0-0-0	Dail, J. (W 5-0)	0	2:00
Feb 16, 2019	vs #21 Kentucky	L 3-12	5	7-2-0	0-0-0	MacGrandle (L 2-2)	845	2:09
Feb 21, 2019	vs New Mexico State	w 3-1	7	8-2-0	0-0-0	Dail, J. (W 6-0)	0	2:09
Feb 21, 2019	vs Bethune-Cookman	L 3-5	7	8-3-0	0-0-0	MacGrandle (L 2-3)	0	2:20
Feb 22, 2019	vs Army	w 11-0	5	9-3-0	0-0-0	Dail, J. (W 7-0)	0	1:49
Feb 23, 2019	vs Texas A&M	w 7-5	7	10-3-0	0-0-0	Dail, J. (W 8-0)	175	2:36
Feb 23, 2019	vs #23 Texas Tech	L 0-5	7	10-4-0	0-0-0	MacGrandle (L 2-0)	400	1:58
Feb 24, 2019	vs UC Santa Barbara	w 6-1	7	11-4-0	0-0-0	Dail, J. (W 9-0)	0	2:09
Feb 28, 2019	vs #3 Florida	L 1-2	7	11-5-0	0-0-0	Dail, J. (L 9-1)	0	1:46
Feb 28, 2019	at Cal State Fullerton	L 2-3	7	11-6-0	0-0-0	Dail, J. (L 9-2)	974	2:20
Mar 01, 2019	vs #22 Auburn	L 0-8	5	11-7-0	0-0-0	Dail, J. (L 9-3)	0	1:36
Mar 08, 2019	#19 OKLAHOMA STATE	L 0-3	7	11-8-0	0-0-0	Dail, J. (L 9-4)	1807	2:04
Mar 09, 2019	#19 OKLAHOMA STATE	L 6-7	7	11-9-0	0-0-0	Dail, J. (L 9-5)	0	2:33
Mar 09, 2019	#19 OKLAHOMA STATE	L 6-9	7	11-10-0	0-0-0	Krueger, K. (L 0-1)	2073	2:38
* Mar 15, 2019	at #12 Arizona	L 0-8	6	11-11-0	0-1-0	Dail, J. (L 7-6)	2709	1:44
* Mar 16, 2019	at #12 Arizona	L 0-8	5	11-12-0	0-2-0	Dail, J. (L 9-7)	2821	1:28
* Mar 17, 2019	at #12 Arizona	L 3-8	7	11-13-0	0-3-0	Krueger, K. (L 0-2)	2524	2:10
* Mar 23, 2019	#7 WASHINGTON	L 3-6	(10)	11-14-0	0-4-0	Krueger, K. (L 0-3)	2180	3:17
* Mar 24, 2019	#7 WASHINGTON	L 2-14	5	11-15-0	0-5-0	MacGrandle (L 2-5)	2047	1:51
* Mar 25, 2019	#7 WASHINGTON	L 0-8	5	11-16-0	0-6-0	Dail, J. (L 9-8)	1731	1:30
Mar 27, 2019	at Pacific	w 5-0	7	12-16-0	0-6-0	Dail, J. (W 10-8)	565	2:14
* Mar 29, 2019	at #24 Stanford	L 6-8	7	12-17-0	0-7-0	MacGrandle (L 2-6)	0	2:24
* Mar 30, 2019	at #24 Stanford	w 7-2	7	13-17-0	1-7-0	MacGrandle (W 3-6)	0	2:21
* Mar 31, 2019	at #24 Stanford	L 6-7	7	13-18-0	1-8-0	MacGrandle (L 3-7)	760	2:21
Apr 06, 2019	vs PITT	w 9-1	5	14-18-0	1-8-0	Dail, J. (W 11-8)	0	1:28
Apr 06, 2019	at Mizzou	w 4-1	7	15-18-0	1-8-0	Dail, J. (W 12-8)	2000	2:10
Apr 07, 2019	vs PITT	w 4-3	7	16-18-0	1-8-0	Dail, J. (W 13-8)	0	2:01
Apr 07, 2019	at Mizzou	L 0-8	5	16-19-0	1-8-0	Krueger, K. (L 0-4)	1137	1:40
* Apr 12, 2019	at #1 UCLA	w 4-3	7	17-19-0	2-8-0	Dail, J. (W 14-8)	940	2:08
* Apr 13, 2019	at #1 UCLA	L 3-8	7	17-20-0	2-9-0	Dail, J. (L 14-9)	1237	2:13
* Apr 14, 2019	at #1 UCLA	L 1-8	7	17-21-0	2-10-0	Dail, J. (L 14-10)	1156	2:14
* Apr 18, 2019	CALIFORNIA	w 1-0	7	18-21-0	3-10-0	Dail, J. (W 15-10)	1968	2:06
* Apr 19, 2019	CALIFORNIA	w 4-0	7	19-21-0	4-10-0	Dail, J. (W 16-10)	2017	1:59
* Apr 20, 2019	CALIFORNIA	L 3-5	7	19-22-0	4-11-0	Krueger, K. (L 0-5)	1911	2:47
Apr 23, 2019	PORTLAND STATE-1	w 5-3	7	20-22-0	4-11-0	Dail, J. (W 17-10)	1909	2:04
Apr 23, 2019	PORTLAND STATE-2	w 9-8	7	21-22-0	4-11-0	Krueger, K. (W 1-5)	1909	2:27
* Apr 26, 2019	OREGON STATE	L 0-8	5	21-23-0	4-12-0	Dail, J. (L 17-11)	2109	1:44
* Apr 27, 2019	OREGON STATE	L 6-8	7	21-24-0	4-13-0	Dail, J. (L 17-12)	2481	2:57
* Apr 28, 2019	OREGON STATE	L 8-12	7	21-25-0	4-14-0	Dail, J. (L 17-13)	2176	2:48
* May 03, 2019	at Utah	L 3-4	7	21-26-0	4-15-0	Dail, J. (L 17-14)	865	2:35
* May 04, 2019	at Utah	w 9-4	7	22-26-0	5-15-0	Dail, J. (W 18-14)	887	2:30
* May 05, 2019	at Utah	L 3-11	6	22-27-0	5-16-0	Dail, J. (L 18-15)	811	2:05
* May 09, 2019	ARIZONA STATE	L 0-4	7	22-28-0	5-17-0	Dail, J. (L 18-16)	1944	2:12
* May 10, 2019	ARIZONA STATE	L 1-10	7	22-29-0	5-18-0	Dail, J. (L 18-17)	2104	2:23
* May 11, 2019	ARIZONA STATE	L 4-12	6	22-30-0	5-19-0	Dail, J. (L 18-18)	2368	2:01

() extra inning game

2019 OVERALL STATISTICS

**2019 Oregon Softball
Overall Statistics for Oregon (as of May 13, 2019)
(All games Sorted by Batting avg)**

Record: 22-30 Home: 4-13 Away: 5-11 Neutral: 13-6 Pac-12: 5-19

Player	avg	gp-gs	ab	r	h	2b	3b	hr	rbi	tb	slg%	bb	hp	so	gdp	ob%	sf	sh	sb-att	po	a	e	fld%	
26 Cruse, Haley	.348	48-48	141	31	49	5	1	2	19	62	.440	31	0	21	0	.465	0	1	13-15	72	2	4	.949	
51 Bunker, Allee	.347	52-52	167	32	58	8	2	1	13	73	.437	8	5	10	0	.392	1	2	7-9	91	88	4	.978	
5 Sievers, Jasmine	.326	45-45	132	19	43	15	1	4	22	72	.545	9	3	28	1	.379	1	1	4-6	85	54	7	.952	
28 Bowden, Shaye	.315	49-49	146	25	46	10	1	7	33	79	.541	12	2	16	1	.368	3	1	7-12	248	36	4	.986	
6 Utecht, April	.265	52-52	132	18	35	2	0	10	29	67	.508	36	1	24	2	.421	2	0	2-2	212	15	3	.987	
20 Cid, Rachel	.260	52-52	146	25	38	7	0	9	31	72	.493	27	2	26	3	.381	1	1	3-3	54	54	6	.947	
31 Burks, Cherish	.250	52-52	152	29	38	5	0	4	18	55	.362	17	5	20	1	.343	1	4	5-6	70	2	2	.973	
8 Galey, Hannah	.175	41-39	97	18	17	2	0	4	15	31	.320	21	1	33	1	.325	1	1	3-4	80	8	6	.936	
35 Wagner, Lexi	.124	46-43	105	6	13	1	0	0	14	14	.133	17	1	41	0	.248	2	5	0-0	71	7	1	.987	

9 Cook, Bailey	.167	25-10	24	4	4	0	0	0	4	4	.167	4	0	12	0	.276	1	1	2-2	3	0	1	.750	
4 Williamson, Annalisa	.143	22-19	42	6	6	0	0	1	3	9	.214	11	0	22	0	.321	0	4	0-0	6	0	2	.750	
17 Howard, Katelyn	.000	12-7	24	0	0	0	0	0	1	0	.000	2	0	10	1	.077	0	0	0-0	0	0	0	.000	
25 Mills, Anna	.000	11-0	2	4	0	0	0	0	0	0	.000	0	0	2	0	.000	0	0	0-0	0	0	0	.000	
7 Bruner, Bayley	.000	22-0	0	8	0	0	0	0	0	0	.000	0	0	0	0	.000	0	0	2-3	0	0	0	.000	
Totals	.265	52	1310	225	347	55	5	42	202	538	.411	195	20	265	10	.365	13	21	48-62	997	299	42	.969	
Opponents	.284	52	1323	285	376	74	9	61	260	651	.492	197	41	289	4	.391	11	26	31-48	999	393	48	.967	

LOB - Team (335), Opp (316). DPs turned - Team (11), Opp (18). IBB - Team (0), Opp (3). Picked off - Cid, R. 1.

(All games Sorted by Earned run avg)

Player	era	w-l	app	gs	cg	sho	sv	ip	h	r	er	bb	so	2b	3b	hr	b/avg	wp	hp	bks	sfa	sha
2 Dail, Jordan	4.12	18-18	45	39	23	5/0	0	248.0	242	170	146	126	240	50	6	42	.256	41	34	0	8	21
MacGrandle	7.81	3-7	15	9	2	0/0	0	43.0	58	54	48	44	36	13	2	9	.322	13	3	0	1	3
19 Krueger, Kailey	7.93	1-5	15	4	1	0/0	0	30.0	54	46	34	20	12	9	0	9	.372	6	3	0	1	2
20 Cid, Rachel	8.40	0-0	6	0	0	0/0	0	10.0	18	13	12	4	1	2	1	1	.391	5	1	0	1	0
26 Cruse, Haley	10.50	0-0	3	0	0	0/0	0	1.1	4	2	2	3	0	0	0	0	.500	0	0	0	0	0
Totals	5.10	22-30	52	52	26	5/0	0	332.1	376	285	242	197	289	74	9	61	.284	65	41	0	11	26
Opponents	4.02	30-22	52	52	16	9/2	2	333.0	347	225	191	195	265	55	5	42	.265	36	20	0	13	21

PB - Team (14), Utecht, A. 9, Bowden, S. 5, Opp (5). Pickoffs - Team (2), Bowden, S. 2, Opp (1). SBA/ATT - Dail, J. (23-36), Bowden, S. (18-32), Utecht, A. (12-14), MacGrandle (2-6), Krueger, K. (4-4), Cid, R. (2-2), Williamson (1-1).

2019 CONFERENCE STATS

**2019 Oregon Softball
Conference statistics for Oregon (as of May 13, 2019)
(Pac-12 games only Sorted by Batting avg)**

Record: 5-19 Home: 2-10 Away: 3-9 Pac-12: 5-19

Player	avg	gp-gs	ab	r	h	2b	3b	hr	rbi	tb	slg%	bb	hp	so	gdp	ob%	sf	sh	sb-att	po	a	e	fld%
51 Bunker, Allee	.380	24-24	79	12	30	5	1	1	7	40	.506	2	1	4	0	.402	0	0	4-5	41	56	4	.960
26 Cruse, Haley	.373	20-20	59	11	22	3	0	1	4	28	.475	10	0	9	0	.464	0	0	3-3	36	1	4	.902
5 Sievers, Jasmine	.333	21-21	63	8	21	9	0	3	10	39	.619	4	1	16	1	.382	0	0	2-3	44	32	4	.950
28 Bowden, Shaye	.286	22-22	63	8	18	5	0	3	13	32	.508	6	0	6	0	.343	1	1	1-1	104	11	2	.983
6 Utecht, April	.238	24-24	63	7	15	1	0	4	9	28	.444	13	0	14	2	.368	0	0	1-1	111	9	2	.984
20 Cid, Rachel	.231	24-24	65	8	15	4	0	4	12	31	.477	9	2	15	1	.338	1	0	1-1	31	26	4	.934
31 Burks, Cherish	.203	24-24	69	10	14	2	0	1	4	19	.275	8	3	9	0	.313	0	2	3-4	36	2	1	.974
4 Williamson, Annalisa	.167	13-11	24	1	4	0	0	0	1	4	.167	6	0	13	0	.333	0	2	0-0	6	0	2	.750
8 Galey, Hannah	.150	16-15	40	6	6	0	0	1	3	9	.225	6	1	15	0	.277	0	1	1-1	14	4	3	.857
35 Wagner, Lexi	.075	20-20	53	2	4	0	0	0	4	4	.075	3	0	24	0	.125	0	1	0-0	32	4	1	.973

9 Cook, Bailey	.125	8-4	8	0	1	0	0	0	1	1	.125	2	0	4	0	.273	1	1	1-1	3	0	1	.750
17 Howard, Katelyn	.000	10-7	21	0	0	0	0	0	1	0	.000	2	0	9	0	.087	0	0	0-0	0	0	0	.000
25 Mills, Anna	.000	4-0	0	0	0	0	0	0	0	0	.000	0	0	0	0	.000	0	0	0-0	0	0	0	.000
7 Bruner, Bayley	.000	11-0	0	4	0	0	0	0	0	0	.000	0	0	0	0	.000	0	0	1-1	0	0	0	.000
Totals	.247	24	607	77	150	29	1	18	69	235	.387	71	8	138	4	.332	3	8	18-21	460	159	29	.955
Opponents	.320	24	649	166	208	39	7	35	151	366	.564	83	26	108	3	.413	9	12	17-21	474	188	16	.976

LOB - Team (146), Opp (153). DPs turned - Team (8), Opp (8). IBB - Team (0), Opp (1). Picked off - Cid, R. 1.

(Pac-12 games only Sorted by Earned run avg)

Player	era	w-l	app	gs	cg	sho	sv	ip	h	r	er	bb	so	2b	3b	hr	b/avg	wp	hp	bks	sfa	sha
2 Dail, Jordan	5.84	4-13	22	20	9	2/0	0	115.0	147	111	96	60	92	29	5	25	.311	14	21	0	7	11
20 Cid, Rachel	6.00	0-0	4	0	0	0/0	0	7.0	9	7	6	3	1	1	1	0	.321	3	1	0	1	0
19 Krueger, Kailey	6.30	0-3	10	2	0	0/0	0	16.2	30	25	15	8	9	3	0	6	.370	2	1	0	1	1
MacGrandle	9.28	1-3	5	2	0	0/0	0	14.1	21	22	19	9	6	6	1	4	.318	4	3	0	0	0
26 Cruse, Haley	21.00	0-0	2	0	0	0/0	0	0.1	1	1	1	3	0	0	0	0	.500	0	0	0	0	0
Totals	6.25	5-19	24	24	9	2/0	0	153.1	208	166	137	83	108	39	7	35	.320	23	26	0	9	12
Opponents	2.97	19-5	24	24	7	5/2	1	158.0	150	77	67	71	138	29	1	18	.247	9	8	0	3	8

PB - Team (8), Utecht, A. 5, Bowden, S. 3, Opp (1). Pickoffs - Team (1), Bowden, S. 1, Opp (1). SBA/ATT - Dail, J. (14-17), Bowden, S. (9-12), Utecht, A. (7-7), Cid, R. (2-2), Williamson (1-1), MacGrandle (0-1), Krueger, K. (1-1).

2019 SUMMARY

**2019 Oregon Softball
Games Summary for Oregon (as of May 13, 2019)
(All games)**

Score by innings	1	2	3	4	5	6	7	8	9	EX	Total
Oregon	42	22	30	49	38	18	26	0	0	0	225
Opponents	40	30	49	49	61	40	13	0	0	3	285

Record when ...

Overall	22-30	After 4 leading	16-4
Conference	5-19 trailing	4-24
Non-Conference	17-11 tied	2-2
Home games	4-13	After 5 leading	16-2
Away games	5-11 trailing	2-17
Neutral site	13-6 tied	1-4
Day games	15-19	After 6 leading	18-0
Night games	7-11 trailing	0-17
vs Left starter	3-3 tied	1-2
vs Right starter	19-27		
1-Run games	4-5	Hit 0 home runs	5-20
2-Run games	5-4	... 1 home run	10-6
5+Run games	10-16	... 2+ home runs	7-4
Extra innings	0-1		
Shutouts	5-9	Opponent 0 home runs	12-8
	 1 home run	6-9
Scoring 0-2 runs	2-15 2+ HRs	4-13
..... 3-5 runs	7-9		
..... 6-9 runs	9-6	Made 0 errors	15-13
..... 10+ runs	4-0 1 error	5-8
	 2+ errors	2-9
Opponent 0-2 runs	11-1		
..... 3-5 runs	9-7	Opp. made 0 errors	9-19
..... 6-9 runs	2-16 1 error	5-6
..... 10+ runs	0-6 2+ errors	8-5
Scored in 1st inning	12-6	Out-hit opponent	19-2
Opp. scored in 1st	6-14	Out-hit by opponent	2-26
Scores first	16-6	Hits are tied	1-2
Opp. scores first	6-24		

Record when team scores:

Runs	0	1	2	3	4	5	6	7	8	9	10+
W-L	0-9	1-4	1-2	1-8	4-1	2-0	2-5	2-0	2-1	3-0	4-0

Record when opponent scores:

Runs	0	1	2	3	4	5	6	7	8	9	10+
W-L	5-0	5-0	1-1	4-2	1-2	4-3	1-1	0-2	1-11	0-2	0-6

Record when leading after:

Inn.	1	2	3	4	5	6
W-L	12-6	14-7	16-3	16-4	16-2	18-0

Record when trailing after:

Inn.	1	2	3	4	5	6
W-L	1-12	4-17	3-25	4-24	2-17	0-17

Record when tied after:

Inn.	1	2	3	4	5	6
W-L	9-12	4-6	3-2	2-2	1-4	1-2

Current losing streak: 4
 Longest winning streak: 6
 Longest losing streak: 12

Home attendance : 32734 (17 dates avg = 1925)
 Away attendance : 21612 (35 dates avg = 617)
 Total attendance: 54346 (52 dates avg = 1045)

2019 STARTERS SUMMARY

Player	GS	Position										Batting Order												
		p	c	1b	2b	3b	ss	lf	cf	rf	of	dh	1st	2nd	3rd	4th	5th	6th	7th	8th	9th			
51 Bunker, Allee	52	.	.	.	48	.	4	4	33	.	.	3	9	3	.	.	
20 Cid, Rachel	52	49	3	1	.	21	2	11	9	8	.	.	
31 Burks, Cherish	52	46	1	5	10	10	.	.	12	11	9	.	.	
6 Utecht, April	52	.	15	27	10	.	.	.	25	4	4	19	.	.	
28 Bowden, Shay	49	.	37	6	4	1	.	1	.	3	7	18	15	5	1	.	.	
26 Cruse, Haley	48	48	34	3	.	7	4	
5 Sievers, Jasmin	45	45	3	3	24	.	3	11	.	.	1	
35 Wagner, Lexi	43	.	.	4	.	3	.	5	.	23	.	8	4	19	20	
8 Galey, Hannah	39	.	.	15	3	20	.	1	3	7	28	1	.	
2 Dail, Jordan	39	39	
4 Williamson, An	19	3	.	16	1	18	
9 Cook, Bailey	10	1	.	.	.	9	2	8	
MacGrandle	9	9	
17 Howard, Kately	7	7	1	2	4
19 Krueger, Kailey	4	4	

2019 MULTIS AND STREAKS

Multiple Hit Games	2	3	4	5+	Total	Multiple RBI Games	2	3	4	5+	Total
51 Bunker, Allee	15	3	-	-	18	6 Utecht, April	8	1	1	-	10
26 Cruse, Haley	11	1	1	-	13	28 Bowden, Shaye	4	3	1	-	8
28 Bowden, Shaye	10	1	1	-	12	20 Cid, Rachel	4	1	2	-	7
5 Sievers, Jasmine	8	2	1	-	11	5 Sievers, Jasmine	4	1	-	-	5
6 Utecht, April	8	-	-	-	8	31 Burks, Cherish	2	3	-	-	5
31 Burks, Cherish	5	2	-	-	7	26 Cruse, Haley	2	1	1	-	4
20 Cid, Rachel	4	2	1	-	7	35 Wagner, Lexi	3	1	-	-	4
35 Wagner, Lexi	3	-	-	-	3	51 Bunker, Allee	2	-	1	-	3
8 Galey, Hannah	2	1	-	-	3	8 Galey, Hannah	-	1	-	1	2
4 Williamson, Annalisa	1	-	-	-	1	9 Cook, Bailey	1	-	-	-	1
TEAM	67	12	4	0	83	TEAM	30	12	6	1	49

Hitting Streaks	Longest	Current
51 Bunker, Allee	9	1
28 Bowden, Shaye	7	-
26 Cruse, Haley	6	-
5 Sievers, Jasmine	5	1
6 Utecht, April	5	1
31 Burks, Cherish	5	1
20 Cid, Rachel	4	1
8 Galey, Hannah	3	-
35 Wagner, Lexi	3	-
4 Williamson, Annalisa	2	-
9 Cook, Bailey	2	-

Reached Base Streaks	Longest	Current
20 Cid, Rachel	16	1
6 Utecht, April	12	1
51 Bunker, Allee	9	2
31 Burks, Cherish	8	8
26 Cruse, Haley	8	4
8 Galey, Hannah	8	2
28 Bowden, Shaye	7	-
5 Sievers, Jasmine	7	1
35 Wagner, Lexi	6	-
4 Williamson, Annalisa	5	5
9 Cook, Bailey	2	1
17 Howard, Katelyn	2	-

2019 GAME-BY-GAME BATTING

Date	Opponent	ab	r	h	rbi	2b	3b	hr	tb	bb	ibb	sb	cs	hbp	sac	sf	gdp	k	po	a	e	lob	avg
Feb 08	vs Kansas	35	14	13	14	1	0	4	26	10	0	0	1	0	1	0	0	0	21	4	0	11	.371
Feb 08	vs CSUN	34	12	13	10	1	1	1	19	6	0	1	1	1	0	1	0	8	21	7	0	9	.377
Feb 09	vs Mizzou	26	6	7	4	1	0	0	8	9	0	1	0	0	3	2	1	3	21	4	0	13	.347
Feb 09	vs Bradley	22	13	11	10	0	0	1	14	6	0	3	0	0	0	2	0	3	15	3	0	5	.376
Feb 10	vs Seattle U	32	8	14	8	1	1	2	23	2	0	2	0	0	1	0	0	4	21	6	1	9	.389
Feb 15	vs LSU	27	8	8	8	0	0	1	11	6	0	0	0	1	2	0	0	8	21	5	2	7	.375
Feb 15	vs James Madison	21	1	4	1	2	1	0	8	2	0	0	0	0	0	0	1	8	18	5	0	4	.355
Feb 16	vs Florida Atlantic	23	2	5	1	1	0	0	6	5	0	1	0	1	1	0	0	0	21	4	0	10	.341
Feb 16	vs Kentucky	20	3	7	3	1	0	0	8	2	0	0	0	0	0	0	0	5	13	3	1	4	.342
Feb 21	vs New Mexico Stat	20	3	5	3	0	0	1	8	5	0	0	0	2	1	1	0	2	21	2	0	8	.335
Feb 21	vs Bethune-Cookma	28	3	4	2	2	0	0	6	3	0	3	0	1	0	0	0	3	21	11	3	8	.316
Feb 22	vs Army	17	11	8	11	1	0	1	12	7	0	1	2	2	0	1	0	2	15	1	1	4	.325
Feb 23	vs Texas A&M	31	7	8	6	1	0	0	9	3	0	0	0	0	1	0	0	6	21	7	0	7	.318
Feb 23	vs Texas Tech	24	0	4	0	0	0	0	4	0	0	0	0	1	0	0	1	8	18	3	0	4	.308
Feb 24	vs UC Santa Barbar	29	6	9	6	1	0	1	13	7	0	3	0	0	0	0	1	2	21	6	0	9	.308
Feb 28	vs Florida	24	1	3	1	1	0	1	7	1	0	0	0	0	0	0	0	9	18	3	1	3	.298
Feb 28	at Cal State Fullerto	25	2	5	2	0	0	0	5	3	0	0	0	1	1	0	0	6	20	5	1	7	.292
Mar 01	vs Auburn	18	0	3	0	1	0	0	4	0	0	0	0	0	0	0	0	9	13	6	0	3	.287
Mar 08	OKLAHOMA STAT	22	0	1	0	0	0	0	1	5	0	0	1	0	0	0	1	4	21	4	0	6	.276
Mar 09	OKLAHOMA STAT	30	6	9	6	2	0	2	17	6	0	0	0	0	0	1	0	5	21	4	0	10	.278
Mar 09	OKLAHOMA STAT	30	6	9	5	2	0	0	11	6	0	4	0	1	0	0	0	8	21	6	0	10	.279
*Mar 15	at Arizona	20	0	2	0	0	0	0	2	0	0	0	0	0	0	0	0	8	17	8	1	2	.272
*Mar 16	at Arizona	18	0	3	0	0	0	0	3	1	0	0	0	0	0	0	0	5	14	4	1	4	.269
*Mar 17	at Arizona	30	3	8	1	3	0	0	11	2	0	0	0	0	0	0	0	8	18	3	0	8	.269
*Mar 23	WASHINGTON	33	3	4	3	0	0	2	10	3	0	0	0	0	0	0	1	13	30	6	0	3	.261
*Mar 24	WASHINGTON	17	2	3	2	1	0	0	4	1	0	0	0	0	0	1	0	7	15	3	0	2	.259
*Mar 25	WASHINGTON	18	0	3	0	1	0	0	4	0	0	0	0	0	0	0	0	5	15	6	2	3	.257
Mar 27	at Pacific	28	5	9	5	1	1	1	15	6	0	7	0	0	0	1	0	6	21	5	0	9	.259
*Mar 29	at Stanford	28	6	7	6	0	0	3	16	2	0	1	0	0	0	0	0	7	18	6	1	3	.259
*Mar 30	at Stanford	32	7	14	7	2	0	2	22	3	0	1	1	2	1	0	0	2	21	9	0	10	.266
*Mar 31	at Stanford	27	6	9	5	3	0	0	12	4	0	0	0	1	3	0	0	7	18	7	2	8	.269
Apr 06	vs PITT	19	9	9	7	2	0	2	17	4	0	2	1	0	0	0	1	2	15	1	0	2	.274
Apr 06	at Mizzou	28	4	6	4	0	0	1	9	4	0	1	0	1	0	1	0	5	21	7	2	9	.272
Apr 07	vs PITT	26	4	6	3	1	0	1	10	1	0	1	2	0	0	0	0	3	21	5	0	2	.270
Apr 07	at Mizzou	15	0	0	0	0	0	0	0	3	0	0	1	0	0	0	0	3	14	7	1	3	.266
*Apr 12	at UCLA	27	4	6	4	1	0	2	13	0	0	0	0	0	0	0	0	10	21	5	1	2	.264
*Apr 13	at UCLA	29	3	8	3	3	0	0	11	3	0	2	0	1	0	0	0	8	18	4	3	9	.265
*Apr 14	at UCLA	25	1	4	0	0	0	0	4	1	0	0	1	1	0	0	1	9	18	7	3	5	.262
*Apr 18	CALIFORNIA	21	1	4	1	1	0	0	5	4	0	1	0	0	0	0	1	3	21	6	0	6	.260
*Apr 19	CALIFORNIA	24	4	8	4	0	1	2	16	1	0	2	0	0	0	0	0	2	21	6	1	3	.262
*Apr 20	CALIFORNIA	28	3	8	3	1	0	1	12	9	0	3	0	0	0	0	0	1	21	8	2	13	.263
Apr 23	PORTLAND STATE	24	5	8	5	2	0	1	13	5	0	0	1	0	1	0	0	0	21	5	0	7	.264
Apr 23	PORTLAND STATE	25	9	9	8	1	0	3	19	7	0	0	1	0	1	0	0	5	21	11	0	6	.267
*Apr 26	OREGON STATE	21	0	6	0	0	0	0	6	1	0	0	0	0	0	0	0	4	15	6	0	7	.267
*Apr 27	OREGON STATE	32	6	8	5	2	0	1	13	5	0	4	0	1	0	0	0	2	21	8	3	11	.267
*Apr 28	OREGON STATE	28	8	7	6	0	0	2	13	7	0	3	0	0	1	1	0	7	21	11	3	8	.266
*May 03	at Utah	27	3	10	3	0	0	1	13	5	0	1	1	0	0	0	0	7	20	7	0	8	.269
*May 04	at Utah	33	9	12	9	5	0	0	17	3	0	0	0	0	2	0	0	5	21	10	1	8	.271
*May 05	at Utah	21	3	4	2	0	0	1	7	5	0	0	0	1	0	0	0	3	16	6	4	6	.270
*May 09	ARIZONA STATE	22	0	1	0	1	0	0	2	4	0	0	0	0	0	0	0	6	21	5	0	5	.266
*May 10	ARIZONA STATE	22	1	2	1	0	0	1	5	4	0	0	0	1	0	0	1	6	21	10	0	5	.263
*May 11	ARIZONA STATE	24	4	9	4	5	0	0	14	3	0	0	0	0	1	1	0	3	18	8	1	7	.265
Totals		1310	225	347	202	55	5	42	538	195	0	48	14	20	21	13	10	265	997	299	42	335	.265

2019 GAME-BY-GAME PITCHING

Date	Opponent	ip	h	r	er	bb	so	2b	3b	hr	wp	bk	hbp	dp	ibb	score	w-l	sv	era
Feb 08	vs Kansas	7.0	4	5	5	2	11	1	0	2	2	0	0	0	0	14-5	1-0	0	5.00
Feb 08	vs CSUN	7.0	7	5	5	2	6	1	0	1	1	0	0	0	0	12-5	2-0	0	5.00
Feb 09	vs Mizzou	7.0	6	1	1	2	6	0	0	1	1	0	0	1	0	6-1	3-0	0	3.67
Feb 09	vs Bradley	5.0	3	3	3	8	10	1	0	0	2	0	0	0	0	13-3	4-0	0	3.77
Feb 10	vs Seattle U	7.0	5	6	3	10	6	1	0	2	2	0	2	1	0	8-6	5-0	0	3.61
Feb 15	vs LSU	7.0	4	5	2	6	8	3	0	1	2	0	4	0	0	8-5	6-0	0	3.33
Feb 15	vs James Madison	6.0	12	9	9	6	5	5	0	0	1	0	1	0	0	1-9	6-1	0	4.26
Feb 16	vs Florida Atlantic	7.0	0	0	0	4	9	0	0	0	0	0	0	0	0	2-0	7-1	0	3.70
Feb 16	vs Kentucky	4.1	11	12	12	9	4	4	0	3	5	0	1	0	0	3-12	7-2	0	4.88
Feb 21	vs New Mexico Stat	7.0	3	1	1	4	7	0	0	0	3	0	1	0	0	3-1	8-2	0	4.46
Feb 21	vs Bethune-Cookma	7.0	5	5	2	5	4	1	0	0	1	0	0	1	0	3-5	8-3	0	4.22
Feb 22	vs Army	5.0	5	0	0	2	8	1	0	0	3	0	0	0	0	11-0	9-3	0	3.94
Feb 23	vs Texas A&M	7.0	6	5	5	3	5	0	0	2	1	0	1	0	0	7-5	10-3	0	4.03
Feb 23	vs Texas Tech	6.0	5	5	5	9	8	0	1	1	3	0	0	0	0	0-5	10-4	0	4.15
Feb 24	vs UC Santa Barbar	7.0	4	1	1	1	4	0	0	0	0	0	1	0	0	6-1	11-4	0	3.92
Feb 28	vs Florida	6.0	6	2	0	3	6	1	0	0	0	0	0	0	0	1-2	11-5	0	3.69
Feb 28	at Cal State Fullerto	6.2	7	3	3	3	8	0	0	1	0	0	0	0	1	2-3	11-6	0	3.66
Mar 01	vs Auburn	4.1	7	8	7	8	4	3	0	1	3	0	1	0	0	0-8	11-7	0	3.95
Mar 08	OKLAHOMA STAT	7.0	4	3	3	2	8	2	0	1	0	0	0	0	0	0-3	11-8	0	3.90
Mar 09	OKLAHOMA STAT	7.0	12	7	7	2	8	1	1	3	1	0	1	0	1	6-7	11-9	0	4.07
Mar 09	OKLAHOMA STAT	7.0	12	9	8	4	0	2	0	1	3	0	1	0	0	6-9	11-10	0	4.27
*Mar 15	at Arizona	5.2	13	8	8	3	1	1	0	4	0	0	0	1	0	0-8	11-11	0	4.50
*Mar 16	at Arizona	4.2	9	8	7	0	4	3	0	3	0	0	1	0	0	0-8	11-12	0	4.69
*Mar 17	at Arizona	6.0	9	8	8	6	4	3	0	2	0	0	0	0	0	3-8	11-13	0	4.88
*Mar 23	WASHINGTON	10.0	4	6	6	9	7	0	0	3	0	0	0	0	0	3-6	11-14	0	4.84
*Mar 24	WASHINGTON	5.0	14	14	14	4	2	3	0	5	3	0	1	0	0	2-14	11-15	0	5.28
*Mar 25	WASHINGTON	5.0	6	8	8	4	3	0	0	1	0	0	1	1	0	0-8	11-16	0	5.46
Mar 27	at Pacific	7.0	0	0	0	5	13	0	0	0	1	0	0	0	0	5-0	12-16	0	5.24
*Mar 29	at Stanford	6.0	10	8	8	7	7	2	0	1	3	0	3	0	0	6-8	12-17	0	5.37
*Mar 30	at Stanford	7.0	6	2	2	2	4	1	1	0	1	0	2	0	0	7-2	13-17	0	5.25
*Mar 31	at Stanford	6.0	8	7	4	5	6	2	0	1	3	0	1	1	1	6-7	13-18	0	5.23
Apr 06	vs PITT	5.0	1	1	1	2	9	1	0	0	0	0	0	0	0	9-1	14-18	0	5.14
Apr 06	at Mizzou	7.0	2	1	1	1	7	1	0	1	1	0	0	0	0	4-1	15-18	0	5.00
Apr 07	vs PITT	7.0	4	3	3	4	7	0	0	2	1	0	0	0	0	4-3	16-18	0	4.93
Apr 07	at Mizzou	4.2	10	8	7	2	1	2	0	2	2	0	0	0	0	0-8	16-19	0	5.05
*Apr 12	at UCLA	7.0	6	3	3	4	12	1	0	1	2	0	1	1	0	4-3	17-19	0	4.99
*Apr 13	at UCLA	6.0	9	8	4	2	3	0	0	0	1	0	0	1	0	3-8	17-20	0	4.98
*Apr 14	at UCLA	6.0	8	8	7	2	1	0	0	2	2	0	2	1	0	1-8	17-21	0	5.06
*Apr 18	CALIFORNIA	7.0	3	0	0	3	11	1	0	0	0	0	2	0	0	1-0	18-21	0	4.92
*Apr 19	CALIFORNIA	7.0	6	0	0	2	6	2	0	0	0	0	1	0	0	4-0	19-21	0	4.78
*Apr 20	CALIFORNIA	7.0	8	5	2	4	5	0	0	0	0	0	1	0	0	3-5	19-22	0	4.71
Apr 23	PORTLAND STATE	7.0	10	3	3	2	7	2	0	1	1	0	0	0	0	5-3	20-22	0	4.66
Apr 23	PORTLAND STATE	7.0	13	8	8	3	2	2	0	0	2	0	1	0	0	9-8	21-22	0	4.75
*Apr 26	OREGON STATE	5.0	8	8	8	3	2	3	0	1	1	0	0	0	0	0-8	21-23	0	4.86
*Apr 27	OREGON STATE	7.0	11	8	5	3	3	2	0	2	2	0	3	0	0	6-8	21-24	0	4.86
*Apr 28	OREGON STATE	7.0	12	12	7	1	3	3	0	3	1	0	1	0	0	8-12	21-25	0	4.92
*May 03	at Utah	6.2	7	4	3	5	7	1	0	0	0	0	3	0	0	3-4	21-26	0	4.88
*May 04	at Utah	7.0	10	4	4	1	5	3	0	0	2	0	0	0	0	9-4	22-26	0	4.86
*May 05	at Utah	5.1	12	11	5	1	0	2	4	0	0	0	1	0	0	3-11	22-27	0	4.89
*May 09	ARIZONA STATE	7.0	7	4	4	4	5	3	1	0	0	0	0	0	0	0-4	22-28	0	4.87
*May 10	ARIZONA STATE	7.0	10	10	10	7	4	2	0	2	1	0	1	1	0	1-10	22-29	0	4.98
*May 11	ARIZONA STATE	6.0	12	12	10	1	3	1	1	4	1	0	1	1	0	4-12	22-30	0	5.10
Totals		332.1	376	285	242	197	289	74	9	61	65	0	41	11	3	225-285	22-30	0	5.10

OREGON  SOFTBALL



WHY OREGON ?

JANE SANDERS STADIUM



ALL ABOUT "THE JANE"

ABOUT JANE SANDERS STADIUM

Jane Sanders Stadium opened in March 2016, further elevating Oregon softball as one of the premiere programs in the nation. Spurred by \$16 million in gifts from UO alum Bob Sanders and named in honor of his late wife, The Jane has quickly established itself as one of the very best facilities in the NCAA.

JSS holds a capacity crowd of 2,500, with 1,500 around the main bowl and another 1,000 in the outfield bleachers, dubbed "The Bob." The field is artificial turf with real dirt infield, and the stadium's roof covers more than 500 seats behind home plate. A state-of-the-art video board is in right field to give fans the ultimate gameday experience, in addition to the modern restrooms and concession facilities.

The Jane includes a team meeting room, locker room, film room, training room and other amenities on and underneath the concourse. The Sports Performance Center (SPC) was erected down the left field line next to Oregon's bullpen, giving the Ducks one of the nation's best indoor hitting facilities right at their home stadium.

JSS replaced Howe Field, which was originally built in 1936 as the home of Oregon baseball and was converted to a softball stadium in 1987. Tear down of Howe Field began on May 26, 2015, to begin the construction of Jane Sanders Stadium. Oregon broke ground on the new stadium in a ceremony on June 4, 2015.

PACKED FOR POSTSEASON

The Ducks welcomed over 15,000 fans to Jane Sanders Stadium for six NCAA postseason games in 2018. The Jane was packed with a sellout crowd of 2,522 for all three days of regionals and all three super regional games vs. Kentucky.

Since opening in March 2016, Jane Sanders Stadium has played host to three straight NCAA Regionals and three straight NCAA Super Regionals.



JANE SANDERS STADIUM




SOFTBALL PERFORMANCE CENTER

The Softball Performance Center is a multi-use indoor practice facility located down the left field line at Jane Sanders Stadium. It serves as both a batting cage and an indoor turf practice field and allows the student-athletes to maintain a high level of performance year round.



HERB YAMANAKA ROOM

The Herb Yamanaka room at Jane Sanders Stadium allows the Oregon softball program to conduct meetings, media availabilities and other team gatherings.



EQUIPMENT & TRAINING ROOM

Jane Sanders Stadium also houses its own equipment and training rooms, allowing student-athletes to get treatment and have access to gear without leaving the facility.

ATHLETIC FACILITIES



HATFIELD-DOWLIN COMPLEX

Located near Autzen Stadium, the Hatfield-Dowlin Complex houses a dining room for all student-athletes where brunch is served every day. It is also the home of the Oregon football program's locker room, staff offices and meeting rooms and team rooms, in addition to other facilities used by football.



MARCUS MARIOTA SPORTS PERFORMANCE CENTER

The Marcus Mariota Sports Performance Center is on the first floor of the Casanova Center and is a state-of-the-art sports science facility. It gives Oregon student-athletes to cutting edge equipment and treatments that can help take their performance on the field to the next level.



CASANOVA CENTER WEIGHT & TRAINING ROOM

The Casanova Center weight room is the main weight room used by Oregon student-athletes and allows each team to maintain an edge in their performance on the field.



JOHN JAQUA ACADEMIC CENTER

The John Jaqua Academic Center houses tutors, study rooms and other academic resources for Oregon student-athletes and allows them to excel in the classroom.

ATHLETIC ADMINISTRATION



ATHLETIC DIRECTOR ROB MULLENS

Rob Mullens has presided over one of the most successful eras in the University of Oregon's history with Duck student-athletes setting milestone records both on the field and in the classroom. He has guided Oregon to its best finish ever in the Directors' Cup, a national assessment of an athletic department's overall achievements. At the same time, Mullens has improved the Ducks' academic standards to where the University now averages more than 100 academic all-conference selections annually.

And just as important as the athletic and academic success, Oregon's philosophy of fiscal efficiency during Mullens' tenure has been recognized nationwide. The University is one of only a handful of institutions nationwide that is self-sufficient as the Oregon brand continues to grow.

Those three pillars - student-athlete experience, academic excellence and broad-based competitive excellence - comprise the foundation of Mullens' core beliefs as he oversees nearly 500 student-athletes and a budget of nearly \$98 million. Yet Mullens himself would tell you that it is the talented student-athletes, coaches and staff at the University of Oregon that are the department's most valuable assets.

Spurred by national championships in men's indoor and outdoor track and field, and women's outdoor track and field, as well as top 10 national finishes by softball, football, men's and women's cross country and women's indoor track and field, the Ducks placed 13th in the 2014-15 Directors' Cup final standings, an all-time high for Oregon.

In the history of the Directors' Cup, Oregon is the only program with 18 or fewer NCAA sports to place among the top 15 nationally, a feat the Ducks have done four times. Oregon also ranked among the top 25 for a sixth time in seven years. Ten of the University's 27 all-time national championships have been won in the last five years.



DEPUTY AD/SWA LISA PETERSON

Lisa Peterson joined the Oregon athletic administration staff in October 2011 and works as a senior associate athletic director, as well as the senior women's administrator, working closely with Oregon's women sports.

Prior to joining the Ducks, Peterson spent nearly eight years at the University of Kentucky. While with the Wildcats, Peterson worked as the senior associate athletic director for internal operations for a year, an associate athletic director for finance for four years and an assistant athletic director for business for three years. Peterson also served as the senior woman administrator in her final five years at Kentucky.

Before her time at UK, Peterson was hired as an assistant business manager at the University of Maryland in 1997 before being promoted to business manager in 1999. Peterson then worked as the assistant athletic director for business and finance for the Terrapins until December 2002. Before joining Maryland, Peterson worked at the University of Miami as an assistant athletic business manager from 1995 to 1996.

A 1994 graduate from St. John's University with a degree in business management, Peterson earned her Master's degree in business administration in 1998. While at St. John's, Peterson spent two years as an intern to the athletic business manager.

UO WOMEN IN FLIGHT



UO Women in Flight was founded in 2014 and with a mission to raise awareness and financial support to achieve and maintain excellence across all Oregon women's programs. It also allows Oregon's women's programs to take part in numerous team-building activities in order to enrich the lives of young women and the enduring lessons preparing student-athletes for success in their careers and life after college.



THE UNIVERSITY OF OREGON



Nestled in the lush Willamette Valley, with an easy drive to both the Pacific Ocean and the Cascade Mountains, the University of Oregon is renowned for its research prowess and commitment to teaching.



PRESIDENT MICHAEL SCHILL

Michael H. Schill is the 18th president of the University of Oregon. He began his tenure on July 1, 2015, and was formally invested into office on June 1, 2016. He previously served as the dean and Harry N. Wyatt Professor of Law at the University of Chicago Law School, as well as dean of the UCLA School of Law.



THE STATE OF OREGON



THE OUTDOORS

Oregon's natural beauty can be explored just minutes away from the University of Oregon campus with beautiful waterfalls, hikes and more surrounding Eugene.



PORTLAND

The University of Oregon campus is just two hours away from the city of Portland, which has attractions for all, from professional sports to outdoor markets.



EUGENE

The second-largest city in the state of Oregon, Eugene is a vibrant town with tons of activities for all interests.



THE COAST

Eugene sits just a little over an hour from the Pacific Ocean and the breathtaking Oregon Coast.

O R E G O N  S O F T B A L L



HISTORY & RECORDS

POSTSEASON HISTORY



Oregon has reached the Women's College World Series six times in program history, including five trips to Oklahoma City in seven seasons from 2012 to 2018. The Ducks advanced to the NCAA Super Regional round in nine consecutive years from 2010 to 2018.

Postseason Quick Facts

Overall Postseason Record	74-47
Regional Appearances	20
Regional Record	52-21
Super Regional Appearances *	9
Super Regional Record *	12-10
Women's College World Series Appearances	6
Women's College World Series Record	7-12
AIAW World Series Appearances**	2
AIAW World Series Record	3-4

* Super Regionals began in 2005. Prior to 2005, Regionals were an eight-team double-elimination bracket similar to the WCWS.

NCAA Tournament seed used in rankings from 2005-pres. Prior to 2005, NFCA top-25 ranking is used.

** The Association for Intercollegiate Athletics for Women (AIAW) was founded in 1971 and sponsored championships for women's sports until the NCAA began sponsoring and regulating women's sports during the 1981-82 academic year.

2018

Regionals - Eugene, Ore.

- #1 Oregon 4, Albany 0
- #1 Oregon 5, Drake 0
- #1 Oregon 3, Drake 0

Super Regionals - Eugene, Ore.

- #16 Kentucky 9, #1 Oregon 6
- #1 Oregon 6, #16 Kentucky 1
- #1 Oregon 11, #16 Kentucky 1 (5)

Women's College World Series - OKC

- #1 Oregon 11, #8 Arizona State 6
- #5 Washington 6, #1 Oregon 2
- #6 Florida State 4, #1 Oregon 1

2017

Regionals - Eugene, Ore.

- #3 Oregon 13, Illinois-Chicago 0 (5)
- #3 Oregon 6, Wisconsin 5 (8)
- #3 Oregon 9, Wisconsin 0 (5)

Super Regionals - Eugene, Ore.

- #3 Oregon 4, #14 Kentucky 0
- #3 Oregon 6, #14 Kentucky 5

Women's College World Series - OKC

- #6 Washington 3, #3 Oregon 1
- #3 Oregon 7, #15 Baylor 4
- #3 Oregon 4, #13 LSU 1
- #10 Oklahoma 4, #3 Oregon 2

2016

Regionals - Eugene, Ore.

- #5 Oregon 8, Fordham 0 (5)
- #5 Oregon 6, Baylor 0
- #5 Oregon 8, Baylor 1

Super Regionals - Eugene, Ore.

- #5 Oregon 8, #12 UCLA 1
- #12 UCLA 2, #5 Oregon 1
- #12 UCLA 2, #5 Oregon 1

2015

Regionals - Eugene, Ore.

- #2 Oregon 8, BYU 0 (6)
- #2 Oregon 4, North Dakota State 3
- #2 Oregon 6, North Dakota State 1

Super Regionals - Eugene, Ore.

- #2 Oregon 6, NC State 1
- #2 Oregon 9, NC State 3

Women's College World Series - OKC

- #7 UCLA 7, #2 Oregon 1
- #6 Alabama 2, #2 Oregon 1

2014

Regionals - Eugene, Ore.

- #1 Oregon 12, Utah Valley 1 (5)
- #1 Oregon 6, Wisconsin 1
- #1 Oregon 6, Wisconsin 0

Super Regionals - Eugene, Ore.

- #1 Oregon 10, #16 Minnesota 2 (6)
- #1 Oregon 6, #16 Minnesota 2

Women's College World Series - OKC

- #1 Oregon 3, #8 Florida State 0
- #5 Florida 4, #1 Oregon 0
- #1 Oregon 4, #7 Oklahoma 2
- #2 Alabama 2, #1 Oregon 0

2013

Regionals - Eugene, Ore.

- #3 Oregon 5, BYU 2
- #3 Oregon 3, North Carolina 0
- #3 Oregon 3, Wisconsin 0

Super Regionals - Eugene, Ore.

- #14 Nebraska 5, #3 Oregon 2
- #3 Oregon 4, #14 Nebraska 3 (11)
- #14 Nebraska 4, #3 Oregon 2

2012

Regionals - Eugene, Ore.

- #11 Oregon 7, Portland State 3
- #11 Oregon 6, BYU 4
- #11 Oregon 4, BYU 1

Super Regionals - Austin, Texas

- #6 Texas 4, #11 Oregon 2
- #11 Oregon 5, #6 Texas 4 (8)
- #11 Oregon 10, #6 Texas 6

Women's College World Series - OKC

- #3 Arizona State 3, #11 Oregon 1
- #11 Oregon 3, #7 Tennessee 1
- #1 California 6, #11 Oregon 3

POSTSEASON HISTORY
2011
Regionals - State College, Pa.

#11 Oregon 3, Albany 1
 #11 Oregon 2, Fordham 0
 #11 Oregon 3, Penn State 1

Super Regionals - Gainesville, Fla.

#4 Florida 9, #13 Oregon 1
 #4 Florida 7, #13 Oregon 0

2010
Regionals - Atlanta, Ga.

#20 Oregon 1, Auburn 0
 #20 Oregon 11, #8 Georgia Tech 2
 #20 Oregon 4, #8 Georgia Tech 3

Super Regionals - Columbia, Mo.

#9 Missouri 1, Oregon 0
 #9 Missouri 7, Oregon 2

2008
Regionals - Norman, Okla.

#10 Oklahoma 6, Oregon 0
 Oregon 1, Tulsa 0
 Oregon 3, Arkansas 0
 #10 Oklahoma 11, Oregon 0

2007
Regionals - Columbia, S.C.

Oregon 4, Penn State 0
 Oregon 8, South Carolina 4
 South Carolina 2, Oregon 0
 South Carolina 4, Oregon 3

2005
Regionals - Norman, Okla.

Louisiana-Lafayette 7, Oregon 5
 Oregon 3, Wichita State 2 (8)
 Oregon 3, Louisiana-Lafayette 1
 #14 Oklahoma 2, Oregon 1

2004
Regionals - Tallahassee, Fla.

#12 Oregon 1, Bethune-Cookman 0
 Oregon 12, #17 South Florida 0
 #4 Florida State 5, #12 Oregon 4 (12)
 Oregon 2, #17 South Florida 1
 Oregon 1, #4 Florida State 0
 #4 Florida State 2, #12 Oregon 0

2003
Regionals - Fullerton, Calif.

#17 Oregon 10, Penn State 8
 #11 Oklahoma State 2, #17 Oregon 1
 #17 Oregon 4, San Diego State 1
 #17 Oregon 2, #6 Cal State Fullerton 1
 #17 Oregon 7, #11 Oklahoma State 6 (12)
 #17 Oregon 9, #21 Louisiana-Lafayette 2
 #21 Louisiana-Lafayette 6, #17 Oregon 4

2000
Regionals - Baton Rouge, La.

Southern Mississippi 3, Oregon 0
 Oregon 4, Northwestern State 1
 Oregon 4, Louisiana-Lafayette 3
 Southern Mississippi 3, Oregon 1

1999
Regionals - Chicago, Ill.

Illinois-Chicago 1, Oregon 0
 Oregon 6, Texas 0
 Michigan State 9, Oregon 1

1998
Regionals - Lincoln, Neb.

Iowa 5, Oregon 2
 Oregon 11, Coastal Carolina 3
 Oregon 10, Iowa 9
 Nebraska 9, Oregon 7

1994
Regionals - Fresno, Calif.

Oregon 3, California 2
 Fresno State 1, Oregon 0
 Oregon 2, California 1 (20 innings)
 Fresno State 5, Oregon 0

1990
Regionals - Columbus, Ohio

Kent State 3, Oregon 0
 Ohio State 2, Oregon 0

1989
Regionals - Amherst, Mass.

Oregon 2, Massachusetts 0
 Connecticut 2, Oregon 1
 Oregon 3, Connecticut 2
 Oregon 6, Connecticut 0

Women's College World Series - Sunnyvale, Calif.

Cal Poly Pomona 1, Oregon 0
 Oregon 1, South Carolina 0
 Arizona 4, Oregon 0

AIAW WORLD SERIES APPEARANCES **
1980
Norman, Okla.

Oregon 7, Massachusetts 3
 Utah State 5, Oregon 0
 Oregon 2, SW Missouri State 1
 Western Michigan 1, Oregon 0 (7th Place)

1976
Omaha, Neb.

Minnesota 5, Oregon 1
 Oregon 11, Maryville State 0
 Indiana State 14, Oregon 6

* Super Regionals began in 2005. Prior to 2005, Regionals were an eight-team double-elimination bracket similar to the WCWS.


NCAA Tournament seed used in rankings from 2005-pres. Prior to 2005, NFCA top-25 ranking is used.

** The Association for Intercollegiate Athletics for Women was founded in 1971 and sponsored championships for women's sports until the NCAA began sponsoring and regulating women's sports during the 1981-82 academic year.


ALL-TIME ALL-AMERICANS



KIM MANNING, UT/DP
1989 (2nd)




KATIE WIESE, P
1989 (1st)



JULIE Cavanaugh, 1B
1991 (1st), 1990 (2nd)



ANDREA VIDLUND, UT/P
2003 (3rd)



ANI NYHUS, RHP
2004 (3rd)



JENN POORE, C
2004 (1st)



JENN SALLING, SS
2007 (1st)



SAM PAPPAS, OF
2012 (3rd)



JESSICA MOORE, RHP
2013 (1st), 2012 (3rd)



ALEXA PETERSON, C/DP
2013 (1st)



JANIE TAKEDA, OF
2013 (1st), 2014 (2nd), 2015 (2nd)



KAYLAN HOWARD, 2B
2013 (3rd)



COURTNEY CEO, 3B
2014 (1st)



CHERIDAN HAWKINS, LHP
2014 (1st), 2015 (1st), 2016 (3rd)



JENNA LILLEY, 3B
2015 (2nd), 2018 (3rd)



KORAL COSTA, OF
2016 (1st)




NIKKI UDRIA, SS
2016 (2nd), 2017 (1st)




MEGAN KLEIST, RHP
2017 (2nd), 2018 (1st)



DANICA MERCADO, OF
2017 (3rd)



MIRANDA ELISH, RHP
2018 (2nd)



GWEN SVEKIS, C
2016 (1st)

AWARDS AND HONORS

USASB PLAYER OF THE YEAR FINALIST

2015	Cheridan Hawkins, LHP (Top-3)
2014	Cheridan Hawkins, LHP (Top-10)
	Courtney Ceo, 3B (Top-10)
2013	Jessica Moore, RHP (Top-10)
2007	Jenn Salling, SS (Top-3)

NFCA FRESHMAN OF THE YEAR FINALIST

2018	Mary Iakopo, C/DP (Top-25)
2017	Maggie Balint, RHP (Top-3)
2015	Jenna Lilley, 3B (Top-3)

NCAA BATTING CHAMPION

2014	Courtney Ceo, 3B (.493)
------	-------------------------

* Includes all regular season and postseason games

ALL-AMERICANS

2018	Megan Kleist, RHP (1st)
	Gwen Svekis, C (2nd)
	Miranda Elish, RHP (2nd)
	Jenna Lilley, 3B (3rd)
2017	Nikki Udria, SS (1st)
	Megan Kleist, RHP (2nd)
	Danica Mercado, OF (3rd)
2016	Koral Costa, OF (1st)
	Nikki Udria, SS (2nd)
	Cheridan Hawkins, LHP (3rd)
2015	Cheridan Hawkins, LHP (1st)
	Jenna Lilley, 3B (2nd)
	Janie Takeda, OF (2nd)
2014	Courtney Ceo, 3B (1st)
	Cheridan Hawkins, P (1st)
	Janie Takeda, OF (2nd)
2013	Jessica Moore, P (1st)
	Alexa Peterson, C/DP (1st)
	Janie Takeda, OF (1st)
	Kaylan Howard, 2B (3rd)
2012	Sam Pappas, OF (2nd)
	Jessica Moore, P (3rd)
2007	Jenn Salling, SS (1st)
2004	Jenn Poore, C (1st)
	Ani Nyhus, P (3rd)
2003	Andrea Vidlund, UT/P (3rd)
1991	Julie Cavanaugh, 1B (1st)
1990	Julie Cavanaugh, 1B (2nd)
1989	Katie Wiese, P (1st)
	Kim Manning, UT/DP (2nd)

NATIONAL STRENGTH & CONDITIONING ALL-AMERICANS

1991	Kim Manning, OF
------	-----------------

WCWS ALL-TOURNAMENT TEAM

2017	Mia Camuso, 1B
	Alexis Mack, OF/DP
2014	Courtney Ceo, 3B
2012	Alexa Peterson, C
	Sam Pappas, OF



COURTNEY CEO hit an amazing .493 in 2014 to claim the title of NCAA batting champion and first-team all-America honors. Ceo batted over .400 for the second straight season while posting an incredible .534 on-base percentage.

NCAA ALL-REGIONAL TEAM

2018	Miranda Elish, RHP (MVP)
	Megan Kleist, RHP
	Jenna Lilley, 3B
	Lauren Burke, OF
	Alexis Mack, OF
2017	Shannon Rhodes, OF (MVP)
	Lauren Lindvall, 2B
	Jenna Lilley, 3B
	Nikki Udria, SS
	Danica Mercado, OF
	Miranda Elish, RHP/DP
	Maggie Balint, RHP
2016	Cheridan Hawkins, P (Co-MVP)
	Alyssa Gillespie, OF (Co-MVP)
	Janelle Lindvall, C
	Lauren Lindvall, 2B
	Nikki Udria, SS
	Koral Costa, OF
	Megan Kleist, P
2015	Cheridan Hawkins, P (MVP)
	Hailey Decker, 1B
	Nikki Udria, SS
	Janie Takeda, OF
	Koral Costa, OF
	Jenna Lilley, UT
2014	Janie Takeda, OF (MVP)
	Karine Shaver, 2B
	Courtney Ceo, 3B
	Nikki Udria, SS
	Alyssa Gillespie, UT
	Cheridan Hawkins, P
	Karissa Hovinga, P

2013	Jessica Moore, P (MVP)
	Janelle Lindvall, C
	Kaylan Howard, 2B
	Courtney Ceo, 3B
	Samantha Pappas, OF
	Janie Takeda, OF
	Alexa Peterson, UT
2012	Kaylan Howard, 2B
	Samantha Pappas, OF
	Janie Takeda, OF
	Christie Nieto, UT/DP
	Jessica Moore, P
2004	Beth Boskovich, IF
	Ani Nyhus, P
	Jenn Poore, C
	Ashley Richards, IF
2003	Anissa Meashintubby, P
	Andrea Vidlund, UT
	Lynsey Haij, IF
	Amber Hutchison, OF
1999	Jennie Cook, P
1998	Jennifer Apfelbaum, IF
	Triawn Custer, IF
	Katie Mackey, IF
	Lindsey Welch, OF

AWARDS AND HONORS

ALL-REGION (PACIFIC)

2019	Allee Bunker, 2B (2nd)
	Haley Cruse, OF (2nd)
	Shaye Bowden, C (3rd)
2018	Miranda Elish, RHP (1st)
	Megan Kleist, RHP (1st)
	Jenna Lilley, 3B (1st)
	Alexis Mack, OF (1st)
	Gwen Svekis, C (1st)
	Haley Cruse, OF (2nd)
	Shannon Rhodes, OF (2nd)
	D.J. Sanders, SS (3rd)
2017	Megan Kleist, RHP (1st)
	Mia Camuso, 1B (1st)
	Nikki Udria, SS (1st)
	Alexis Mack, OF (1st)
	Danica Mercado, OF (1st)
	Maggie Balint, RHP (2nd)
	Gwen Svekis, C (3rd)
2016	Janelle Lindvall, C (1st)
	Cheridan Hawkins, P (1st)
	Nikki Udria, SS (1st)
	Koral Costa, OF (1st)
	Geri Ann Glasco, UT/P (1st)
	Lauren Lindvall, 2B (2nd)
	Gwen Svekis, DP/UT (2nd)
	Megan Kleist, P (3rd)
2015	Hailey Decker, 1B (1st)
	Geri Ann Glasco, UT (1st)
	Cheridan Hawkins, P (1st)
	Jenna Lilley, 3B (1st)
	Janelle Lindvall, C (1st)
	Janie Takeda, OF (1st)
	Koral Costa, OF (3rd)
	Nikki Udria, SS (3rd)
2014	Courtney Ceo, 3B (1st)
	Cheridan Hawkins, P (1st)
	Janelle Lindvall, C/DP (1st)
	Janie Takeda, OF (1st)
	Koral Costa, OF (2nd)
	Kailee Cuico, 1B (2nd)
	Alexa Peterson, OF/C (2nd)
2013	Courtney Ceo, SS (1st)
	Kaylan Howard, 2B (1st)
	Jessica Moore, P (1st)
	Alexa Peterson, C (1st)
	Janie Takeda, CF (1st)
	Cheridan Hawkins, P (2nd)
2012	Kaylan Howard, 2B (1st)
	Jessica Moore, P (1st)
	Samantha Pappas, OF (1st)
	Alexa Peterson, C (1st)
	Kailee Cuico, 1B (2nd)
	Courtney Ceo, UT (2nd)
2011	Jessica Moore, P (1st)
	Monique Fujiava, 1B (1st)
	Courtney Ceo (2nd)
	Alexa Peterson (2nd)
2010	Samantha Pappas, RF (1st)
	Allie Burger, LF (2nd)
	Jessica Moore, P (2nd)



CHERIDAN HAWKINS won Pac-12 Pitcher of the Year in 2014, 2015 and 2016, making her the only three-time winner in conference history. Hawkins is one of only two three-time all-Americans in Oregon history, along with **JANIE TAKEDA**.

2009	Neena Bryant (1st)
2007	Jen Salling, SS (1st)
	Joanna Gail, 3B (2nd)
	Sari-Jane Jenkins, OF (2nd)
	Ann Marie Topps, UT (2nd)
2004	Beth Boskovich, IF (2nd)
1999	Andrea Gustafson, IF (2nd)
	Triawn Custer, IF (2nd)
1998	Jennie Cook, DP (2nd)
	Lindsey Welch, OF (2nd)
1997	Lindsey Welch, OF (1st)
1996	Kathy Stahl, SS (1st)
	Angie LeRoy, UT (1st)
	Lisa Preston, OF (2nd)
1995	Kim Kampfer, P (2nd)
	Melisa Lemke, OF (2nd)
	Angie LeRoy, OF (2nd)
1994	Heather Holte, DP (1st)
1993	Trina Salcido, 3B (2nd)
1992	Marnie McCall, OF (2nd)
	Jennifer Piper, 2B (2nd)
1991	Julie Cavanaugh, 1B (1st)
1990	Julie Cavanaugh, 1B (1st)
	Katie Wiese, P (2nd)
1989	Julie Cavanaugh, C (1st)
	Kim Manning, UT/DP (1st)
	Danny Senner, SS (1st)
	Katie Wiese, P (1st)
	Kathy Gray, 1B (2nd)
	Teresa Wilson, Coach of the Year
1988	Dennise Jones, P (2nd)
	Susan Voeller, P (2nd)

NFCA COACHING STAFF OF THE YEAR

2018	Pacific Region Staff of the Year
2017	Pacific Region Staff of the Year
2015	Pacific Region Staff of the Year
2014	Pacific Region Staff of the Year
2013	Pacific Region Staff of the Year

NSCA COACH OF THE YEAR

1989	Teresa Wilson
------	---------------

PAC-12 COACH OF THE YEAR

2016	Mike White
2014	Mike White
2013	Mike White

PAC-12 PLAYER OF THE YEAR

1989	Katie Wiese (P)*
------	------------------

* Only one award that year, no pitcher award

PAC-12 PITCHER OF THE YEAR

2018	Megan Kleist, RHP
2016	Cheridan Hawkins, LHP
2015	Cheridan Hawkins, LHP
2014	Cheridan Hawkins, LHP
2013	Jessica Moore, RHP

PAC-12 NEWCOMER OF THE YEAR

2016	Megan Kleist, P (Co-Newcomer)
2015	Jenna Lilley, 3B
2010	Samantha Pappas, RF
2007	Jenn Salling, SS

PAC-12 DEFENSIVE PLAYER OF THE YEAR

2016	Janelle Lindvall, C
------	---------------------

PAC-12 BATTING CHAMPION

2014	Courtney Ceo, 3B (.481)
2013	Alexa Peterson, C/DP (.471)

* Includes regular season games only

AWARDS AND HONORS

PAC-12 ALL-CONFERENCE

2019	Jasmine Sievers, SS (1st)
	Jordan Dail, LHP (2nd)
	Allee Bunker, 2B (3rd)
	Haley Cruse, OF (3rd)
2018	Miranda Elish, RHP (1st)
	Megan Kleist, RHP (1st)
	Jenna Lilley, 3B (1st)
	Gwen Svekis, C (1st)
	Mary Iakopo, C/DP (2nd)
	Lauren Lindvall, 2B (2nd)
	Alexis Mack, OF (2nd)
	DJ Sanders, SS (2nd)
	Haley Cruse, OF (3rd)
2017	Nikki Udria, SS (1st)
	Danica Mercado, OF (1st)
	Maggie Balint, RHP (1st)
	Megan Kleist, RHP (1st)
	Alexis Mack, OF (2nd)
	Mia Camuso, 1B (3rd)
	Gwen Svekis, C (3rd)
2016	Cheridan Hawkins, P (1st, POY)
	Megan Kleist, P (1st, FOY)
	Nikki Udria, SS (1st)
	Koral Costa, OF (1st)
	Janelle Lindvall, C (2nd, DPOY)
	Alyssa Gillespie, OF (2nd)
	Geri Ann Glasco, OF/P (2nd)
	Lauren Lindvall, 2B (3rd)
	Jenna Lilley, 3B (3rd)
	Mike White, Coach of the Year
2015	Cheridan Hawkins, P (1st, POY)
	Jenna Lilley, 3B (1st, FOY)
	Janelle Lindvall, C (1st)
	Janie Takeda, OF (1st)
	Koral Costa, OF (2nd)
	Nikki Udria, SS (2nd)
2014	Courtney Ceo, 3B (1st)
	Cheridan Hawkins, P (1st, POY)
	Alexa Peterson, C/OF (1st)
	Janie Takeda, OF (1st)
	Koral Costa, OF (2nd)
	Janelle Lindvall, C/DP (2nd)
	Mike White, Coach of the Year
2013	Jessica Moore, P (1st, POY)
	Courtney Ceo, SS (1st)
	Cheridan Hawkins, P (1st)
	Kaylan Howard, IF (1st)
	Alexa Peterson, C/DP (1st)
	Janie Takeda, CF (1st)
	Samantha Pappas, OF (2nd)
	Mike White, Coach of the Year
2012	Jessica Moore, P (1st)
	Samantha Pappas, OF (1st)
	Kelsey Chambers, IF (2nd)
	Kaylan Howard, IF (2nd)
2011	Monique Fuiava, 1B (2nd)
	Jessica Moore, P (1st)
2010	Samantha Pappas, OF (1st)
	Jessica Moore, P (2nd)
2009	Neena Bryant, OF (2nd)
2008	Neena Bryant, OF (2nd)



The Ducks had four all-conference selections in the first year under **MELYSSA LOMBARDI** in 2019, led by first-team pick **JASMINE SIEVERS**. Sievers was also named to the Pac-12 All-Freshman and All-Defensive teams after a stellar rookie season.

2007	Jenn Salling, SS (1st)
	Sari-Jane Jenkins, OF (2nd)
	Suzie Barnes, 2B (2nd)
	Ann Marie Topps, DP (2nd)
2006	Breanne Sabol, SS (2nd)
2005	Lovena Chaput, OF (2nd)
	Amy Harris, P (2nd)
2004	Ani Nyhus, P (1st)
	Jenn Poore, C (2nd)
2003	Andrea Vidlund, UT (2nd)
2002	Andrea Vidlund, (2nd)
2000	Missy Coe, C (2nd)
	Triawn Custer, IF (2nd)
1999	Katie Mackey, IF (1st)
	Missy Coe, C (1st)
	Jill Robinson, IF/OF (2nd)
1998	Jennie Cook, P/IF (2nd)
	Triawn Custer, IF (2nd)
	Jill Robinson, IF (2nd)
1997	Lindsey Welch, OF (1st)
	Heather Holte, C (2nd)
1996	Kathy Stahl, SS (1st)
	Angie LeRoy, 2B (2nd)
1995	Kathy Stahl, SS (1st)
1994	Laura Schmidt, C (1st)
	Kathy Stahl, SS (2nd)
	Heather Holte, DP (2nd)
1993	Kathy Stahl, SS (1st)
	Lisa Preston, OF (2nd)
	Rachelle Taylor, P (2nd)
1992	Kim Manning, SS (2nd)
	Marnie McCall, OF (2nd)
	Laura Schmidt, OF (2nd)
1991	Julie Cavanaugh, 1B (1st)
	Laura Schmidt, DP (1st)
	Kim Manning, OF (2nd)
	Tracey Simmons, C (2nd)

1990	Julie Cavanaugh, 1B (1st)
	Jeanna King, OF (2nd)
	Tracey Simmons, UT (2nd)
	Katie Wiese, P (2nd)
1989	Katie Wiese, P (1st, POY)
	Julie Cavanaugh, C (1st)
	Kathy Gray, 1B (1st)
	Kim Manning, DP (1st)
	Stacey Funderburg, 2B (2nd)
	Danny Senner, SS (2nd)
	Tracey Simmons, UTIL (2nd)
	Teresa Wilson, Coach of the Year
1988	Cheryl Coryell, DP (1st)

PAC-12 ALL-FRESHMAN

2019	Allee Bunker, 2B
	Rachel Cid, 3B
	Jasmine Sievers, SS
2018	Lauren Burke, OF
	Mary Iakopo, C/DP
2017	Maggie Balint, RHP
	Miranda Elish, RHP
	Mia Camuso, 1B
	Shannon Rhodes, OF
2016	Megan Kleist, RHP
2015	Jenna Lilley, 3B
	Lauren Lindvall, UTIL
	Gwen Svekis, C
2014	Nikki Udria, SS
2013	Koral Costa, UT
	Cheridan Hawkins, P
	Janelle Lindvall, C/DP
2012	Janie Takeda, OF
2011	Courtney Ceo, SS
	Alexa Peterson, C
2010	Allie Burger, OF
	Jessica Moore, P
	Samantha Pappas, OF
2009	Samantha Skillingstad, P

AWARDS AND HONORS

PAC-12 ALL-DEFENSE

2019	Jasmine Sievers, SS
2018	Jenna Lilley, 3B
	Lauren Lindvall, 2B
	Gwen Svekis, C
2017	Nikki Udria, SS
2016	Janelle Lindvall, C
2015	Cheridan Hawkins, LHP
	Janelle Lindvall, C

NATIONAL PLAYERS OF THE WEEK

2018	Miranda Elish, NFCA (4/10)
	Miranda Elish, ESPNW (4/10)
	Megan Kleist, ESPNW (4/24)
2017	Maggie Balint, NFCA (5/9)
	Maggie Balint, ESPNW (5/9)
2016	Cheridan Hawkins, NFCA (3/29)
	Gwen Svekis, ESPNW (3/23)
2015	Jenna Lilley, NFCA (2/23, 4/27)
	Jenna Lilley, USA SB (2/23)
	Cheridan Hawkins, NFCA (3/23)
	Geri Ann Glasco, USA SB (3/30)
2014	Cheridan Hawkins, NFCA (4/1)
	Cheridan Hawkins, USA SB (3/4)
2013	Jessica Moore, NFCA (4/16)
	Jessica Moore, USA SB (5/7)

PAC-12 PITCHERS OF THE WEEK

2019	Jordan Dail, 4/8, 4/22
2018	Megan Kleist, 2/20, 4/30
	Miranda Elish, 3/6, 4/9
2017	Maggie Balint, 4/5, 5/9
	Megan Kleist, 5/2
2016	Cheridan Hawkins, 3/28, 4/11, 5/2
	Megan Kleist, 3/8
2015	Cheridan Hawkins,
	2/9, 3/23, 3/30, 4/13, 4/27
	Karissa Hovinga, 4/6
2014	Cheridan Hawkins, 2/18, 3/4, 5/31
2013	Jessica Moore, 4/8, 5/7
	Cheridan Hawkins, 3/5, 3/25, 4/1
2011	Jessica Moore, 3/1
	Brittany Rumpfelt, 5/17
2010	Jessica Moore, 3/20
2007	Melissa Rice, 3/27
2006	Alicia Cook, 5/2
2005	Amy Harris, 5/3
	Ani Nyhus, 4/21
2004	Ani Nyhus, 4/7
2003	Amy Harris, 2/11
1999	Connie McMurren, 5/3



One of the most feared power hitters in program history, **JANELLE LINDVALL** also starred behind the plate as a two-time Pac-12 All-Defense selection. She is the only Duck to earn the honor multiple times.

PAC-12 PLAYERS OF THE WEEK

2019	Shaye Bowden, 2/26
2018	Shannon Rhodes, 3/13
	Gwen Svekis, 4/9
	DJ Sanders, 4/30, 5/14
2017	Lauren Lindvall, 2/21
	Alexis Mack, 3/7
	Jenna Lilley, 5/9
2016	Nikki Udria, 3/28
	Gwen Svekis, 3/21
2015	Jenna Lilley, 2/9, 2/23, 4/27
	Koral Costa, 3/16
	Geri Ann Glasco, 3/30
	Janelle Lindvall, 4/13
	Hailey Decker, 5/4
2014	Alexa Peterson, 3/35
	Kailee Cuico, 4/7
2013	Kailee Cuico, 4/1
	Alexa Peterson, 4/15
2012	Samantha Pappas, 4/9
2011	Alexa Peterson, 5/17
2010	Allie Burger, 3/2
	Samantha Pappas, 3/20
	Monique Fuiava, 4/12
2007	Jenn Salling, 2/27, 4/3
2005	Lovena Chaput, 3/29
2004	Kayleen Hudson, 3/31
2003	Erin Goodell, 3/18
	Andrea Vidlund, 4/15
2000	Christi Shelton, 4/3
1999	Katie Mackey, 3/30, 5/3
1998	Triawn Custer, 3/31
1997	Lindsey Welch, 2/25
1996	Angie LeRoy, 4/15
1994	Laura Schmidt, 4/18

1993	Laura Schmidt, 3/23
1992	Marnie McCall, 3/17
	Tracey Simmons, 5/4
1990	Julie Cavanaugh, 4/24
	Katie Wiese, 5/8
1989	Katie Wiese, 2/14, 4/4
	Kathy Gray, 2/21
	Danny Senner, 3/28
1988	Susan Voeller, 4/26

PAC-12 FRESHMAN OF THE WEEK

2019	Rachel Cid, 2/12, 5/6
2017	Miranda Elish, 3/7
	Maggie Balint, 5/9
2015	Jenna Lilley, 4/20
	Lauren Lindvall, 5/4
	Gwen Svekis, 3/16

ACADEMIC AWARDS AND HONORS



KIM MANNING became the first ever first-team academic All-American in program history, earning the honor in 1991, and still holds a spot on a number of Oregon single-season and career top-10 lists, including career stolen bases.

ACADEMIC ALL-AMERICANS

2016	Koral Costa (1st)
	Cheridan Hawkins (2nd)
2015	Cheridan Hawkins (1st)
2014	Cheridan Hawkins (3rd)
2013	Alexa Peterson (1st)
2005	Kristi Leiter (1st)
1991	Kim Manning (1st)
1988	Susan Voeller (2nd)

ACADEMIC ALL-DISTRICT

2017	Danica Mercado (1st)
2016	Cheridan Hawkins (1st)
	Koral Costa (1st)
2015	Cheridan Hawkins (1st)
2014	Cheridan Hawkins (1st)
2013	Alexa Peterson (1st)
2012	Alexa Peterson (1st)
2010	Kaitlin Vitek (2nd)
2007	Suzie Barnes (1st)
	Kristi Leiter (1st)
2003	Alyssa Laux

ACADEMIC ALL-CONFERENCE

2018	Megan Kleist (1st)
	Jenna Lilley (1st)
	Haley Cruse (2nd)
2017	Megan Kleist (1st)
	Jenna Lilley (2nd)
2016	Koral Costa (1st)
	Cheridan Hawkins (1st)
	Danica Mercado (2nd)
	Jenna Lilley (2nd)
2015	Koral Costa (1st)
	Cheridan Hawkins (1st)
	Danica Mercado (2nd)
2014	Koral Costa (1st)
	Cheridan Hawkins (1st)
	Sara Goodrum (2nd)
	Alexa Peterson (2nd)
2013	Alexa Peterson (2nd)
2012	Alexa Peterson (2nd)
2011	Kaitlin Vitek (1st)
2010	Kaitlin Vitek (1st)
2009	Kaitlin Vitek (1st)
	Melissa Rice (2nd)
2008	Amie Morris (1st)
	Joanna Gail (2nd)
	Kayleen Hudson (2nd)
2007	Suzie Barnes (1st)
	Kristie Leiter (1st)
	Joanna Gail (2nd)
2006	Kristi Leiter (1st)
	Suzie Barnes (2nd)
	Dani Baird (2nd)

2005	Dani Baird (1st)
	Kristi Leiter (1st)
2004	Dani Baird (1st)
	Erin Goodell (2nd)
2003	Janell Bergstrom (1st)
	Alyssa Laux (1st)
	Erin Goodell (2nd)
	Amber Hutchison (2nd)
	Mari Lyn Petrick (2nd)
2002	Alyssa Laux (1st)
2000	Triawn Custer (2nd)
1999	Triawn Custer (2nd)
1998	Melisa (Lemke) Jeppsen (1st)
	Melisa Lemke (Jeppsen) (2nd)
1997	Heather Holte (1st)
	Angie LeRoy (1st)
1996	Kathy Stahl (1st)
	Angie LeRoy (2nd)
	Lisa Preston (2nd)
1995	Melisa Lemke (Jeppsen) (1st)
	Lisa Preston (1st)
	Angie LeRoy (2nd)
	Kathy Stahl (2nd)
1994	Heather Holte (1st)
	Kathy Stahl (1st)
1993	Patty Pyles (1st)
1991	Kelly Finley (1st)
	Anna Poore (1st)
	Tracey Simmons (1st)

NATIONAL PRO FASTPITCH



GWEN SVEKIS became the highest drafted Duck in program history when she went third overall to the Chicago Bandits in the 2018 National Pro Fastpitch Draft. Svekis batted .274 with seven home runs and 25 RBIs with the Bandits in 2019 while playing with former Oregon teammates **JENNA LILLEY** and **DJ SANDERS**.

NPF DRAFT SELECTIONS

Name, Position	Year	Pick
Gwen Svekis, C	2018	3rd
DJ Sanders, SS	2018	21st
Jenna Lilley, 3B	2018	22nd
Nikki Udria, SS	2017	18th
Geri Ann Glasco, OF/RHP	2016	20th
Cheridan Hawkins, LHP	2016	29th
Alyssa Gillespie, OF	2016	38th
Janelle Lindvall, C	2016	Free Agent
Koral Costa, OF	2016	Free Agent
Janie Takeda, OF	2015	26th
Courtney Ceo, 3B	2014	6th
Alexa Peterson, OF/C	2014	11th
Kailee Cuico, 1B	2014	Free Agent
Jessica Moore, RHP	2013	6th
Neena Bryant, OF	2010	12th
Sari-Jane Jenkins, OF	2009	19th
Jenn Poore, C	2004	9th
Anissa Meashintubby, RHP	2004	40th



The program's all-time career leader in batting average, **COURTNEY CEO** was selected with the sixth pick in the 2014 National Pro Fastpitch Draft. She's the only player in program history to finish with a career average above .400 at .416.



Oregon's all-time career leader in strikeouts, wins and shutouts, **CHERIDAN HAWKINS** was taken with the 29th overall pick in the 2016 National Pro Fastpitch Draft. She was one of a school-record tying three Ducks selected in that draft.

INTERNATIONAL EXPERIENCE



JANIE TAKEDA REED has played for the USA Women's National Team each of the last four years, and the former Duck star will represent the red, white and blue at the 2020 Olympics in Tokyo after being selected to the USA roster.

OLYMPIC TEAMS

2020 Janie (Takeda) Reed, OF USA

USA NATIONAL TEAMS

2019 Janie (Takeda) Reed, OF USA

2018 Megan Kleist, P USA

Janie (Takeda) Reed, OF USA

Jessica Moore, P USA

Jenna Lilley, 3B USA

Nikki Udria, SS USA

2017 Jenna Lilley, 3B USA

Janie Takeda, OF USA

Jessica Moore, P USA

Karissa Hovinga, P Canada

Kailee Cuico, IF Phillipines

Hailey Decker, 1B Phillipines

2016 Janie Takeda, OF USA

Jessica Moore, P USA

Karissa Hovinga, P Canada

Koral Costa, OF Mexico

2015 Jessica Moore, P USA

Janelle Lindvall, C USA

Janie Takeda, OF USA

Karissa Hovinga, P Canada

2014 Jessica Moore, P USA

Karissa Hovinga, P Canada

2013 Jessica Moore, P USA

Cheridan Hawkins, P USA

JUNIOR NATIONAL TEAMS

2019 Jasmine Sievers, IF USA

2017 Mary Iakopo, C USA

2014 Jenna Lilley, IF USA

2013 Danica Mercado, UT USA

Cheridan Hawkins, P USA

2009 Neena Bryant, OF USA



JASMINE SIEVERS lifted the USA U-19 Women's National Team to its third straight gold medal at the World Baseball Softball Confederation U-19 Women's Softball World Cup over the summer, delivering a walk-off RBI single in the title game vs. Japan.

TEAM RECORDS

HITTING RECORDS

AT-BATS

Game: 55, Arizona State (17 innings) (4/30/05)
 Season: 1,854 (1999)

RUNS

Game: 23, Oregon State (3/15/15)
 Season: 445 (2014)

HITS

Game: 19, California (5/3/15)
 19, at Oregon State (4/14/14)
 19, at Utah (3/23/14)
 19, at Oregon State (4/1/10)
 Season: 604 (2014)

DOUBLES

Game: 7, at Arizona (5/10/14)
 7, Utah State (3/20/11)
 Season: 103 (2016)

TRIPLES

Game: 4, Siena (2/23/07)
 Season: 20 (2014)

HOME RUNS

Game: 8, Washington (3/29/15) *5 in third inning
 Season: 95 (2016)

RBI

Game: 20, Oregon State (3/15/15)
 Season: 399 (2015)

STOLEN BASES

Game: 8, North Texas (2/12/11)
 Season: 126 (2007)

WALKS

Game: 13, Oregon State (3/15/15)
 Season: 250 (2015)

STRIKEOUTS

Game (most): 18 at Washington (5/3/09)
 Season (fewest): 129 (1987)

DEFENSIVE RECORDS

PUTOUTS

Game: 51, Arizona State (17 inn.) (4/30/05)
 Season: 1,443 (1989)

ASSISTS

Game: 29, Sonoma State (1986)
 Season: 738 (1998)

ERRORS

Game (most): 7, Hawaii (1999)
 7, Southern Utah (3/7/09)
 Season (fewest): 42 (2019)

FIELDING PERCENTAGE

Season: .974 (2007)

DOUBLE PLAYS

Game: 3, 8 times - last vs. Rutgers (2/16/18)
 Season: 35 (2007)

PITCHING RECORDS

STRIKEOUTS

Game: 18, at UNLV (2/14/14)
 Season: 537 (2018)

WALKS

Game (most): 10, Boise State (3/28/12)
 Season (fewest): 68 (1988)

HITS ALLOWED

Game (most): 16, 3 times - Last at California (5/7/16)
 Season (fewest): 190 (1993)

RUNS ALLOWED

Game (most): 19, UCLA (1997)
 Season (fewest): 92 (1993)

HOME RUNS ALLOWED

Game (most): 5, at Arizona (5/9/15)
 5, Stanford (4/1/07)
 Season (fewest): 0 (1986)

ERA

Season (lowest): 0.75 (1988)

SHUTOUTS

Season: 28 (1989)

SAVES

Season: 17 (2003)

SUPERLATIVES

CONSECUTIVE WINS IN A SEASON

35 (tied NCAA record) 2/9/17 vs. Virginia to 4/4/17 vs. Portland St.

LARGEST WIN

19 runs Idaho St. (19-0), 3/26/10
 Stanford (19-0), 3/21/93

LARGEST CONFERENCE WIN

19 runs Stanford (19-0), 3/21/93

LARGEST LOSS

19 runs UCLA (19-0), 2/28/97 (Played as a nonconference game)

LARGEST CONFERENCE LOSS

15 runs UCLA (16-1), 4/17/99

MOST COMBINED RUNS SCORED IN A GAME

35 Oregon 23, Oregon State 12 (5), 3/15/15

MOST RUNS SCORED IN AN INNING

15 vs. California in the fourth inning, 4/18/14

MOST HOME RUNS IN AN INNING

5 vs. Washington in the third inning, 3/29/15

CONSECUTIVE PLATE APPEARANCES REACHED BASE

12 Sammie Puentes, 2017

TEAM SINGLE-SEASON TOP-10 LISTS
BATTING AVERAGE

Rank	Year	Avg.
1.	2015	.359
2.	2016	.353
3.	2014	.342
4.	2013	.329
5.	2017	.324
6.	2018	.322
7.	2007	.310
8.	2012	.308
9.	2010	.299
10.	1991	.296

HITS

Rank	Year	Hits
1.	2014	604
2.	2015	561
3.	1998	552
4.	2016	540
5.	2013	540
6.	2018	536
7.	1999	521
8.	2012	520
9.	2017	517
10.	1989	507

RBIs

Rank	Year	RBIs
1.	2015	399
2.	2016	394
3.	2014	394
4.	2018	349
5.	2017	343
6.	2012	335
7.	2013	334
8.	1998	311
9.	1999	307
10.	2007	295

GAMES

Rank	Year	Games
1.	1998	71
2.	1989	70
3.	1999	69
4.	2001	68
5.	2014	66
6.	2000	65
7.	2008	64
8.	2018	63
9.	2012	63
10.	2011	63
11.	2005	63
12.	2004	63

HITS PER GAME

Rank	Year	HPG
1.	1999	10.42
2.	2002	10.24
3.	1998	9.68
4.	2015	9.51
5.	2016	9.31
6.	2014	9.15
7.	2007	8.90
8.	2013	8.85
9.	2018	8.51
10.	2017	8.33

SACRIFICE FLIES

Rank	Year	Sac Flies
1.	2015	25
2.	2016	20
3.	2017	19
4.	2014	17
5.	2018	16
6.	2007	16
7.	2010	15
8.	2011	14
9.	2019	13
10.	1992	12

AT-BATS

Rank	Year	ABs
1.	1999	1,854
2.	1998	1,890
3.	1989	1,880
4.	2001	1,782
5.	2014	1,765
6.	2012	1,691
7.	2018	1,666
8.	2000	1,644
9.	2013	1,642
10.	1997	1,634

DOUBLES

Rank	Year	Doubles
1.	2016	103
2.	2015	97
3.	1999	92
4.	2012	90
5.	2018	87
6.	1998	87
7.	2014	82
8.	2007	78
9.	2013	77
10.	2000	72

SACRIFICE HITS

Rank	Year	Sac Hits
1.	2005	80
2.	2004	80
3.	1990	70
4.	1995	66
5.	1996	58
6.	1994	58
7.	2008	54
8.	2003	54
9.	1991	50
10.	2007	47

RUNS

Rank	Year	Runs
1.	2014	445
2.	2016	441
3.	2015	435
4.	2017	399
5.	2018	385
6.	2013	374
7.	2012	363
8.	1998	361
9.	1999	343
10.	2007	328

TRIPLES

Rank	Year	Triples
1.	2014	20
2.	1989	19
3.	2006	15
4.	1994	15
5.	2015	13
6.	1995	13
7.	1991	13
8.	1990	12
9.	2017	11
10.	1997	11
11.	1987	11

TOTAL BASES

Rank	Year	TB
1.	2016	946
2.	2015	927
3.	2014	915
4.	2018	873
5.	2013	863
6.	1999	834
7.	2012	824
8.	1998	804
9.	2017	745
10.	2007	720

RUNS PER GAME

Rank	Year	RPG
1.	2016	7.60
2.	2015	7.37
3.	1999	6.86
4.	2014	6.74
5.	2017	6.44
6.	1998	6.33
7.	2013	6.13
8.	2018	6.11
9.	2012	5.76
10.	2011	5.13

HOME RUNS

Rank	Year	HRs
1.	2016	95
2.	2015	81
3.	2013	80
4.	2018	78
5.	2011	71
6.	1999	69
7.	2012	66
8.	2014	63
9.	2007	53
10.	2000	52

SLUGGING PERCENTAGE

Rank	Year	SLG
1.	2016	.619
2.	2015	.593
3.	2013	.526
4.	2018	.524
5.	2014	.518
6.	2012	.487
7.	2011	.484
8.	2007	.482
9.	2017	.467
10.	2010	.460

TEAM SINGLE-SEASON TOP-10 LISTS

WALKS

Rank	Year	Walks
1.	2015	250
2.	1999	236
3.	2014	230
4.	1998	223
5.	2017	215
6.	2012	207
7.	2000	197
8.	2018	196
9.	2019	195
10.	2016	194

HIT BY PITCHES

Rank	Year	HBP's
1.	2015	66
2.	2017	58
3.	2016	43
4.	2018	36
5.	2001	36
6.	2003	34
7.	2011	34
8.	2013	33
9.	2014	31
10.	2012	31

STOLEN BASES

Rank	Year	SB's
1.	2007	126
2.	2008	110
3.	2017	103
4.	2015	91
5.	1991	85
6.	2013	82
7.	1998	82
8.	1989	82
9.	2018	80
10.	2014	80
11.	2012	80

PUTOUTS

Rank	Year	PO's
1.	1989	1,443
2.	2001	1,334
3.	1998	1,376
4.	2005	1,298
5.	2004	1,298
6.	2014	1,290
7.	2012	1,280
8.	1994	1,269
9.	2008	1,264
10.	2000	1,260

ASSISTS

Rank	Year	Assists
1.	1998	738
2.	1999	736
3.	2008	693
4.	1989	683
5.	1994	655
6.	1997	646
7.	2007	633
8.	1990	620
9.	1988	613
10.	2000	613

FIELDING PERCENTAGE

Rank	Year	FLD
1.	2007	.974
2.	2018	.973
3.	2014	.971
4.	2016	.970
5.	2019	.969
6.	2017	.968
7.	2015	.967
8.	2013	.967
9.	1984	.964
10.	1994	.960

TEAM ERA

Rank	Year	ERA
1.	1979	0.30
2.	1988	0.75
3.	1989	0.84
4.	1980	1.16
5.	1984	1.17
6.	1990	1.19
7.	1993	1.31
8.	2018	1.38
9.	2017	1.41
10.	1987	1.55

WINS

Rank	Year	Wins
1.	2014	56
2.	2017	54
3.	1989	54
4.	2018	53
5.	2015	51
6.	2013	50
7.	2016	48
8.	2012	45
9.	2007	44
10.	2011	42
11.	2004	42

COMPLETE GAMES

Rank	Year	CG
1.	1987	48
2.	1989	46
3.	2007	46
4.	1998	46
5.	1991	45
6.	1988	45
7.	2018	44
8.	1994	44
9.	2012	43
10.	1990	42

SHUTOUTS

Rank	Year	SHO
1.	1989	28
2.	2018	24
3.	2017	24
4.	1988	22
5.	2014	21
6.	2004	21
7.	2007	20
8.	2016	19
9.	2005	19
10.	2015	18

SAVES

Rank	Year	Saves
1.	2003	17
2.	2015	10
3.	1989	10
4.	2013	8
5.	1992	8
6.	2008	7
7.	2017	6
8.	2010	6
9.	1998	6
10.	2016	4
11.	2014	4
12.	2012	4
13.	2011	4
14.	2005	4
15.	2002	4

INNINGS PITCHED

Rank	Year	IP's
1.	1989	481.0
2.	1998	458.0
3.	1999	457.1
4.	2001	444.2
5.	2004	432.2
6.	2014	430.0
7.	2012	426.2
8.	1994	423.0
9.	2008	421.1
10.	2000	420.0

STRIKEOUTS

Rank	Year	SO's
1.	2018	537
2.	2010	470
3.	2014	468
4.	2013	456
5.	2011	446
6.	2015	420
7.	2017	411
8.	2016	407
9.	2004	394
10.	2003	347

STRIKEOUTS PER GAME

Rank	Year	SOPG
1.	2018	8.52
2.	2010	8.25
3.	2011	7.69
4.	2013	7.48
5.	2015	7.11
6.	2014	7.10
7.	2016	7.02
8.	2017	6.63
9.	2009	5.94
10.	2005	5.73

OPPONENT BATTING AVERAGE

Rank	Year	OP/BA
1.	1985	.176
2.	2018	.179
3.	1987	.179
4.	2013	.193
5.	2017	.197
6.	2015	.201
7.	2004	.201
8.	1984	.202
9.	1988	.204
10.	2011	.205

NO-HITTERS AND PERFECT GAMES



CHERIDAN HAWKINS is the Oregon all-time leader with seven career no-hitters, and she threw a five-inning perfect game on March 27, 2015, against Washington.

NO-HITTERS & PERFECT GAMES

#	Pitcher, Opponent, Date	Result (Innings)
1.	Sue Voeller vs. Linfield, 3/20/87	W, 1-0
2.	Sue Voeller vs. Mankato State, 3/28/87	W, 2-0
3.	Sue Voeller vs. Oregon State, 4/29/87	W, 2-0
4.	Katie Wiese vs. Minnesota, 3/2/89	L, 0-1
5.	Katie Wiese vs. San Deigo State, 3/28/89	W, 3-0
6.	Katie Wiese vs. Saint Mary's, 4/2/89	W, 6-0
7.	Rachelle Taylor vs. Stanford, 4/12/91	W, 11-0
8.	Anna Poore vs. Oregon State, 5/6/91	W, 13-0
9.	Amy Godwin vs. Stanford, 4/24/92	W, 10-0
9.	Rachelle Taylor vs. Santa Clara, 3/19/94	W, 17-0
10.	Bethany Smith vs. Simon Fraser, 3/27/98	W, 6-0
11.	Connie McMurren vs. UNLV, 3/26/02	W, 5-0
12.	Ani Nyhus vs. Utah State, 3/27/04	W, 2-0
13.	Amy Harris vs. UC Santa Barbara, 2/26/06	W, 3-0
14.	Alicia Cook vs. Stanford, 4/28/06	W, 9-0 (5)
15.	Alicia Cook vs. Idaho State, 3/24/07	W, 8-0 (5)
16.	Melissa Rice vs. Idaho State, 3/23/08	W, 8-0 (5)
17.	J. Moore & S. Skillinstad vs. Idaho State, 3/26/10	W, 13-0 (5)
18.	Jessica Moore vs. Weber State, 3/19/11	W, 6-1
19.	Cheridan Hawkins vs. #17 Arizona, 4/13/13	W, 8-0 (5)
20.	(PG) Jessica Moore vs. #17 Arizona, 4/14/13	W, 9-0 (5)
21.	Cheridan Hawkins vs. Seattle U, 5/1/13	W, 4-0
22.	Cheridan Hawkins vs. Ohio State, 2/15/14	W, 9-0 (6)
23.	Cheridan Hawkins vs. Oregon State, 3/13/15	10-0 (5)
24.	(PG) Cheridan Hawkins vs. Washington, 3/27/15	W, 8-0 (5)
25.	Cheridan Hawkins vs. Louisiana Lafayette, 4/24/15	W, 8-0
26.	Cheridan Hawkins at Pacific, 3/11/16	W, 15-0 (5)
27.	Megan Kleist at Hawaii, 2/25/17	W, 17-0 (5)
28.	Megan Kleist at Florida State, 3/4/18	L, 2-1
29.	Megan Kleist vs. Montana, 3/10/18	W, 6-0
30.	(PG) Miranda Elish vs. Portland State, 4/3/18	W, 3-0
31.	Jordan Dail vs. Florida Atlantic, 2/16/19	W, 2-0
32.	Jordan Dail vs. Pacific, 3/27/19	W, 5-0

BREAKDOWN

Perfect Games	3
Total No-Hitters	32
Individual No-Hitters	31
Combined No-Hitters	1
Most Individual No-Hitters	7 (Cheridan Hawkins)
Most No-Hitters in a Season	3 (1987, 1989, 2013, 2015, 2018)
Most No-Hitters vs. an Opponent	3 (Idaho State, Oregon State)
Most No-Hitters vs. a Conference Opponent	3 (Oregon State)



JORDAN DAIL threw two no-hitters as a sophomore in 2019, becoming the eighth Duck to throw multiple no-no's and the fifth to do it in the same season.

INDIVIDUAL SINGLE-GAME RECORDS



GWEN SVEKIS shattered the Oregon single-game record with nine RBIs on March 15, 2015, against Oregon State, hitting a three-run home run in the first inning, a two-run triple in the third inning and a grand slam in the Ducks' 12-run fifth inning.

RBIs			RUNS		
#	No.	Player, Opponent, Date	#	No.	Player, Opponent, Date
1.	9	Gwen Svekis vs. Oregon State, 3/15/15	1.	4	Allee Bunker vs. Kansas, 2/8/19
2.	7	Kailee Cuico vs. #1 UCLA, 4/5/14		4	Alexis Mack vs. Stephen F. Austin, 3/5/17
	7	Breanna Sabol vs. Cal State Northridge, 3/4/06		4	Janie Takeda vs. California, 5/3/15
	7	Lindsey Welch vs. Iowa, 5/16/98		4	Nikki Udria vs. Louisiana Lafayette, 4/25/15
	7	Katie Mackey vs. Washington, 5/2/98		4	Jenna Lilley at Utah, 3/22/15
	7	Anna Poore vs. Stanford, 4/12/91		4	Lovena Chaput vs. Northwestern State, 2/15/08
7.	6	Gwen Svekis at #8 Washington, 3/20/16		4	Suzie Barnes vs. Riverside, 2/12/05
	6	Janelle Lindvall vs. Drake, 3/4/16		4	Kathy Stahl vs. Ohio State, 2/17/96
	6	Kailee Cuico at Utah, 3/24/14		4	Kathy Stahl vs. Santa Clara, 3/19/94
	6	Alexa Peterson at Utah, 3/23/14		4	Marnie McCall vs. Minnesota, 2/15/91
	6	Monique Fuiava, vs. Cal Poly, 2/9/08			
	6	Jenn Salling vs. Sienna College, 2/23/07			
	6	Joanna Gail vs. IPFW, 2/3/05			
	6	Melinda Walton vs. Saint Mary's, 3/24/98			
	6	Triawn Custer vs. Arizona State, 3/29/98			
HITS			STOLEN BASES		
#	No.	Player, Opponent, Date	#	No.	Player, Opponent, Date
1.	5	Courtney Ceo vs. NC State, 2/8/14	1.	4	Neena Bryant vs. Wichita State, 2/14/09
		Lynsey Haij vs. Georgia, 2/18/03		4	Suzie Barnes vs. Idaho State, 3/24/07
3.	4	Many Times		4	Marnie McCall vs. Simon Fraser, 4/30/91
			4.	3	Many Times
DOUBLES			PITCHING STRIKEOUTS		
#	No.	Player, Opponent, Date	#	No.	Player, Opponent, Date
1.	3	Kailee Cuico vs. Utah State, 3/20/11	1.	18	Cheridan Hawkins at UNLV, 2/14/14 (10 IP)
	3	Kathy Stahl vs. Puget Sound, 5/1/94	2.	17	Cheridan Hawkins vs. Seattle U, 5/1/13
3.	2	Many Times	3.	16	Miranda Elish vs. Portland State, 4/3/18
				16	Megan Kleist vs. Ole Miss, 2/17/18 (8.1 IP)
				16	Cheridan Hawkins vs. Illinois State, 3/2/14
				16	Cheridan Hawkins vs. Bradley, 3/1/14
				16	Ani Nyhus vs. Utah State, 3/27/04
			8.	15	Cheridan Hawkins at California, 5/6/16 (5 IP)
				15	Cheridan Hawkins vs. Saint Mary's, 3/4/16
				15	Cheridan Hawkins vs. Boston College, 3/2/13 (6 IP)
				15	Rachelle Taylor vs. Puget Sound, 5/1/94
HOME RUNS					
#	No.	Player, Opponent, Date			
1.	3	Missy Coe vs. Wichita State, 2/25/00			
	3	Kathy Stahl vs. Oregon State, 5/3/95			
3.	2	Many Times			

INDIVIDUAL SINGLE SEASON TOP-10 LISTS

BATTING AVERAGE (min. 100 ABs)

#	Avg.	Player	Year
1.	.493	Courtney Ceo	2014
2.	.481	Jenn Salling	2007
3.	.446	Marnie McCall	1992
4.	.442	Janie Takeda	2013
5.	.427	Jenna Lilley	2015
6.	.424	Alexis Mack	2017
	.424	Alexa Peterson	2013
8.	.420	Kathy Stahl	1996
9.	.412	Koral Costa	2016
10.	.411	Janie Takeda	2015
	.411	Laura Schmidt	1993

GAMES PLAYED

#	GP	Player	Year
1.	70	Kathy Gray	1989
	70	Jill Robinson	1998
3.	69	Andrea Gustafson	1999
	69	Katie Mackey	1999
5.	68	Lynsey Haij	2001
	68	Kate Peterson	2001
	68	Andrea Vidlund	2001
	68	Lisa Wangler	2001
	68	Stacey Funderburg	1989
	68	Kristl Okuhara	1989
	68	Missy Coe	1999
	68	Lindsey Welch	1999
	68	Katie Mackey	1998
	68	Lindsey Welch	1998

AT BATS

#	ABs	Player	Year
1.	237	Lisa Wangler	2001
2.	224	Kathy Gray	1989
3.	218	Missy Coe	1999
4.	211	Courtney Ceo	2014
5.	210	Andrea Gustafson	1999
	210	Lynsey Haij	2001
7.	209	Janie Takeda	2014
	209	Jill Robinson	1999
9.	208	Janie Takeda	2013
	208	Jill Robinson	1998

RUNS

#	Runs	Player	Year
1.	64	Courtney Ceo	2014
	64	Suzie Barnes	2007
3.	60	Jenna Lilley	2015
4.	57	Alexis Mack	2017
5.	56	Nikki Udria	2016
	56	Janie Takeda	2015
	56	Janie Takeda	2014
8.	55	Danica Mercado	2017
	55	Alyssa Gillespie	2014
	55	Jenn Salling	2007



ANN MARIE TOPPS was a monster at the dish for the Ducks during the 2007 season, blasting an Oregon single-season record 19 home runs, the most of any player in the Pac-12 that season.

HITS

#	Hits	Player	Year
1.	104	Courtney Ceo	2014
2.	92	Janie Takeda	2013
3.	87	Lisa Wangler	2001
4.	82	Sari-Jane Jenkins	2007
5.	81	Janie Takeda	2014
6.	79	Missy Coe	1999
7.	76	Janie Takeda	2015
	76	Jenn Salling	2007
9.	75	Courtney Ceo	2013
10.	74	Julie Cavanaugh	1991
	74	Kathy Gray	1989

DOUBLES

#	Ds	Player	Year
1.	18	Missy Coe	1999
2.	17	Samantha Pappas	2012
3.	17	Kaylan Howard	2012
4.	16	Jenna Lilley	2015
	16	Sari-Jane Jenkins	2007
	16	Katie Mackey	1999
7.	15	Jasmine Sievers	2019
8.	14	Jenna Lilley	2018
	14	Mia Camuso	2017
	14	Jenna Lilley	2016
	14	Janie Takeda	2014
	14	Monique Fuiava	2011
	14	Neena Bryant	2007
	14	Ashley Richards	2004
	14	Triawn Custer	2000
	14	Katie Mackey	1998
	14	Missy Coe	2000

TRIPLES

#	Ts	Player	Year
1.	8	Janie Takeda	2014
2.	7	Kathy Stahl	1995
3.	6	Laura Schmidt	1994
4.	5	Jenn Salling	2007
	5	Suzie Barnes	2006
	5	Andrea Gustafson	1999
7.	4	Allie Burger	2010
	4	Breanne Sabol	2006
	4	Lindsey Welch	1998
	4	Lindsey Welch	1997
	4	Kathy Stahl	1993
	4	Kathy Gray	1989
	4	Danny Senner	1989

HOME RUNS

#	HRs	Player	Year
1.	19	Ann Marie Topps	2007
2.	17	Gwen Svekis	2018
	17	Nikki Udria	2016
4.	16	DJ Sanders	2018
	16	Andrea Vidlund	2003
6.	15	Janelle Lindvall	2016
	15	Koral Costa	2015
	15	Jill Robinson	2000
9.	14	Kailee Cuico	2013
	14	Jenn Salling	2007
	14	Katie Mackey	1999

INDIVIDUAL SINGLE SEASON TOP-10 LISTS

RUNS BATTED IN

#	RBI	Player	Year
1.	73	Jenn Salling	2007
2.	61	Alexa Peterson	2014
	61	Ann Marie Topps	2007
4.	60	Gwen Svekis	2018
5.	55	Nikki Udria	2016
	55	Kailee Cuico	2014
7.	54	Janelle Lindvall	2016
	54	Kailee Cuico	2012
9.	52	Nikki Udria	2017
	52	Janelle Lindvall	2014
	52	Kaylan Howard	2012

EXTRA BASE HITS

#	XBHs	Player	Year
1.	31	Kaylan Howard	2012
	31	Katie Mackey	1999
3.	30	Samantha Pappas	2012
	30	Kathy Stahl	1995
5.	29	Jenn Salling	2007
6.	28	Missy Coe	1999
7.	27	Nikki Udria	2016
	27	Koral Costa	2015
9.	25	DJ Sanders	2018
	25	Geri Ann Glasco	2016
	25	Janelle Lindvall	2016
	25	Koral Costa	2016
	25	Kaylan Howard	2013
	25	Alexa Peterson	2013
	25	Neena Bryant	2007
	25	Ann Marie Topps	2007
	25	Missy Coe	2000
	25	Jill Robinson	2000

TOTAL BASES

#	TBs	Player	Year
1.	138	Jenn Salling	2007
2.	133	Nikki Udria	2016
3.	132	Courtney Ceo	2014
4.	127	Missy Coe	1999
5.	124	Samantha Pappas	2012
6.	121	Janie Takeda	2013
7.	120	Kaylan Howard	2012
	120	Kathy Stahl	1995
9.	117	Katie Mackey	1999
10.	116	Gwen Svekis	2018
	116	Jill Robinson	2000

SLUGGING % (min. 100 ABs)

#	SLG%	Player	Year
1.	.873	Jenn Salling	2007
2.	.784	Alexa Peterson	2013
	.784	Kathy Stahl	1995
4.	.778	Laura Schmidt	1993
5.	.769	Nikki Udria	2016
6.	.738	Koral Costa	2015
7.	.727	Geri Ann Glasco	2016
8.	.726	Andrea Vidlund	2003
9.	.725	Janelle Lindvall	2016
10.	.719	Koral Costa	2016

WALKS DRAWN

#	BBs	Player	Year
1.	46	Jenn Salling	2007
2.	39	Jenna Lilley	2015
3.	38	Katie Mackey	1999
4.	37	Jenna Lilley	2018
	37	Sari-Jane Jenkins	2008
	37	Triawn Custer	2001
7.	36	April Utecht	2019
8.	33	Jennie Cook	1998
9.	32	Jenna Lilley	2016
	32	Janelle Lindvall	2014
	32	Triawn Custer	1998

SACRIFICE BUNTS

#	SHs	Player	Year
1.	29	Breanne Sabol	2004
2.	20	Breanne Sabol	2005
3.	19	Rose Imbriano	1994
	19	Paula Barnes	1987
5.	15	Julie Cavanaugh	1989
6.	13	Trina Salcido	1995
	13	Jeanna King	1989
	13	Julie Cavanaugh	1988
9.	12	Alexis Mack	2018
	12	Courtney Ceo	2013
	12	Angie LeRoy	1996
	12	Stacye Gustafson	1987

STOLEN BASES

#	SBs	Player	Year
1.	41	Suzie Barnes	2007
2.	38	Sari-Jane Jenkins	2007
3.	36	Marnie McCall	1992
4.	35	Janie Takeda	2015
5.	33	Cortney Kivett	2008
6.	32	Sari-Jane Jenkins	2008
7.	31	Janie Takeda	2013
8.	28	Alexis Mack	2017
9.	27	Nenna Bryant	2009
10.	25	Danica Mercado	2017

PITCHING APPEARANCES

#	APPs	Player	Year
1.	61	Katie Wiese	1989
2.	52	Jessica Moore	2012
3.	50	Cheridan Hawkins	2014
4.	48	Jennie Cook	1998
5.	45	Jordan Dail	2019
	45	Ani Nyhus	2004
	45	Katie Wiese	1990
8.	44	Cheridan Hawkins	2015
9.	43	Amy Harris	2003
10.	42	Jessica Moore	2013
	42	Connie McMurren	2000

PITCHING STARTS

#	GS	Player	Year
1.	53	Katie Wiese	1989
2.	47	Jessica Moore	2012
3.	39	Jordan Dail	2019
4.	38	Jennie Cook	1998
	38	Kim Kampfer	1995
6.	37	Rachelle Taylor	1994
7.	36	Cheridan Hawkins	2014
	36	Jessica Moore	2011
9.	35	Jessica Moore	2013
	35	Amy Harris	2005
	35	Ani Nyhus	2004
	35	Amy Harris	2003
	35	Katie Wiese	1990

COMPLETE GAMES

#	CGs	Player	Year
1.	38	Katie Wiese	1989
2.	33	Jessica Moore	2012
	33	Jennie Cook	1998
4.	32	Katie Wiese	1990
5.	30	Rachelle Taylor	1994
6.	29	Jennie Cook	1997
	29	Susan Voeller	1987
8.	26	Kim Kampfer	1995
9.	25	Connie McMurren	2000
10.	24	Cheridan Hawkins	2014
	24	Rachelle Taylor	1993

INNINGS PITCHED

#	IPs	Player	Year
1.	361.2	Katie Wiese	1989
2.	303.2	Jessica Moore	2012
3.	285.1	Katie Wiese	1990
4.	261.2	Jennie Cook	1998
5.	255.2	Rachelle Taylor	1994
6.	251.2	Kim Kampfer	1995
7.	249.1	Cheridan Hawkins	2014
8.	248.0	Jordan Dail	2019
9.	235.0	Connie McMurren	2000
10.	231.2	Amy Harris	2005

ERA (Below 1.00, 100+ IP)

#	ERA	Player	Year
1.	0.23	Lori Sweet	1979
2.	0.52	Katie Wiese	1989
3.	0.70	Dennise Jones	1988
4.	0.79	Susan Voeller	1989
5.	0.88	Katie Wiese	1990

STRIKEOUTS

#	Ks	Player	Year
1.	330	Cheridan Hawkins	2014
2.	282	Cheridan Hawkins	2015
3.	257	Cheridan Hawkins	2016
4.	256	Jessica Moore	2012
5.	249	Miranda Elish	2018
6.	240	Jordan Dail	2019
7.	238	Jessica Moore	2010
8.	224	Jessica Moore	2011
9.	221	Megan Kleist	2018
10.	212	Cheridan Hawkins	2013

VICTORIES

#	Wins	Player	Year
1.	42	Katie Wiese	1989
2.	35	Cheridan Hawkins	2014
3.	33	Jessica Moore	2012
4.	30	Cheridan Hawkins	2015
5.	27	Jessica Moore	2013
6.	25	Miranda Elish	2018
	25	Ani Nyhus	2004
8.	24	Cheridan Hawkins	2016
	24	Jessica Moore	2011
	24	Katie Wiese	1990

CAREER OFFENSIVE TOP-10 LISTS

GAMES PLAYED

#	GPs	Player	Years
1.	255	Lindsey Welch	1997-00
2.	253	Jill Robinson	1997-00
3.	241	Janie Takeda	2012-15
4.	240	Nikki Udria	2014-17
5.	236	Jenna Lilley	2015-18
6.	234	Lovena Chaput	2005-08
7.	233	Neena Bryant	2007-10
8.	232	Alexa Peterson	2011-14
	232	Samantha Pappas	2010-13
	232	Suzie Barnes	2004-07

AT-BATS

#	ABs	Player	Years
1.	788	Janie Takeda	2012-15
2.	762	Jill Robinson	1997-00
3.	710	Sari-Jane Jenkins	2006-09
4.	707	Lindsey Welch	1997-00
5.	694	Neena Bryant	2007-10
6.	693	Courtney Ceo	2011-14
7.	691	Julie Cavanaugh	1988-91
8.	686	Lynsey Haij	2001-03
9.	670	Kim Manning	1989-92
	670	Melisa Jeppsen	1995-98

RUNS

#	Runs	Player	Years
1.	204	Janie Takeda	2012-15
2.	196	Nikki Udria	2014-17
3.	193	Courtney Ceo	2011-14
4.	175	Jenna Lilley	2015-18
5.	154	Jill Robinson	1997-00
6.	149	Kathy Stahl	1993-96
7.	147	Samantha Pappas	2010-13
8.	146	Kaylan Howard	2010-13
9.	145	Koral Costa	2013-16
10.	144	Alyssa Gillespie	2013-16
	144	Lindsey Welch	1997-00

BATTING AVERAGE (Min. 250 ABs)

#	Avg.	Player	Years
1.	.416	Courtney Ceo	2011-14
2.	.392	Janie Takeda	2012-15
3.	.389	Marnie McCall	1991-92
4.	.381	Kathy Stahl	1993-96
5.	.375	Nikki Udria	2014-17
6.	.364	Alyssa Gillespie	2013-16
7.	.360	Alexa Peterson	2011-14
	.360	Samantha Pappas	2010-13
9.	.354	Geri Ann Glasco	2015-16
10.	.349	Triawn Custer	1998-01

HITS

#	Hits	Player	Years
1.	309	Janie Takeda	2012-15
2.	288	Courtney Ceo	2011-14
3.	247	Nikki Udria	2014-17
4.	238	Samantha Pappas	2010-13
5.	234	Julie Cavanaugh	1988-91
6.	230	Sari-Jane Jenkins	2006-09
7.	227	Kathy Stahl	1993-96
8.	224	Jill Robinson	1997-00
9.	222	Jenna Lilley	2015-18
10.	218	Alexa Peterson	2011-14



One of the greatest players ever to come through Oregon, **JANIE TAKEDA REED** set program all-time records for hits, runs, at-bats and stolen bases while ranking second in batting average and doubles, and third in triples and games played.

RBIs

#	RBIs	Player	Years
1.	195	Janelle Lindvall	2013-16
2.	180	Kailee Cuico	2011-14
3.	179	Nikki Udria	2014-17
4.	169	Gwen Svekis	2015-18
5.	155	Samantha Pappas	2010-13
6.	153	Alexa Peterson	2011-14
7.	148	Koral Costa	2013-16
8.	145	Lindsey Welch	1997-00
9.	144	Jenna Lilley	2015-18
	144	Neena Bryant	2007-10

DOUBLES

#	Ds	Player	Years
1.	52	Jenna Lilley	2015-18
2.	42	Janie Takeda	2012-15
3.	41	Missy Coe	1999-01
4.	40	Kaylan Howard	2010-13
5.	39	Samantha Pappas	2010-13
	39	Monique Fuiava	2008-11
	39	Kathy Stahl	1993-96
8.	38	Koral Costa	2013-16
	38	Alexa Peterson	2011-14
	38	Neena Bryant	2007-10

TRIPLES

#	Ts	Player	Years
1.	16	Kathy Stahl	1993-96
2.	15	Alysson Smith	1976-79
3.	13	Janie Takeda	2012-15
4.	11	Kim Manning	1989-92
	11	Laura Schmidt	1991-94
6.	10	Lindsey Welch	1997-00
7.	9	Suzie Barnes	2004-07
8.	8	Lisa Preston	1993-96
9.	7	Breanne Sabol	2003-06
	7	Julie Cavanaugh	1988-91
	7	Susan Voeller	1986-88

HOME RUNS

#	HRs	Player	Years
1.	48	Janelle Lindvall	2013-16
2.	46	Kailee Cuico	2011-14
3.	45	Gwen Svekis	2015-18
4.	39	Koral Costa	2013-16
5.	37	Kaylan Howard	2010-13
	37	Samantha Pappas	2010-13
	37	Andrea Vidlund	2000-03
8.	36	Kelsey Chambers	2009-12
9.	35	Nikki Udria	2014-17
	35	Neena Bryant	2007-10
	35	Triawn Custer	1998-01

WALKS

#	BBs	Player	Years
1.	137	Jenna Lilley	2015-18
2.	121	Triawn Custer	1998-01
3.	101	Janelle Lindvall	2013-16
4.	100	Kailee Cuico	2011-14
5.	96	Beth Boskovich	2003-06
	96	Lindsey Welch	1997-00
7.	91	Samantha Pappas	2010-13
8.	90	Koral Costa	2013-16
9.	86	Kathy Stahl	1993-96
10.	81	Gwen Svekis	2015-18

STOLEN BASES

#	SBs	Player	Years
1.	102	Janie Takeda	2012-15
2.	96	Sari-Jane Jenkins	2006-09
3.	72	Kim Manning	1989-92
4.	71	Neena Bryant	2007-10
	71	Suzie Barnes	2004-07
6.	65	Courtney Ceo	2011-14
7.	60	Jill Robinson	1997-00
8.	58	Julie Cavanaugh	1988-91
	58	Marnie McCall	1991-92
10.	53	Samantha Pappas	2010-13

CAREER PITCHING TOP-10 LISTS

LOWEST ERA (Min. 200 IP)

#	ERA	Player	Years
1.	0.49	Lori Sweet	1979-80
2.	0.82	Katie Wiese	1989-90
3.	1.37	Susan Voeller	1986-88
4.	1.42	Miranda Elish	2017-18
5.	1.47	Natasha Dumoski	1991-93
6.	1.49	Cindy Garrett	1984-85
7.	1.52	Rachelle Taylor	1991-94
8.	1.60	Megan Kleist	2016-18
9.	1.66	Cheridan Hawkins	2013-16
10.	1.67	Ani Nyhus	2004-05

PITCHING APPEARANCES

#	APPs	Player	Years
1.	176	Jessica Moore	2010-13
2.	170	Cheridan Hawkins	2013-16
3.	142	Connie McMurren	1999-02
4.	140	Amy Harris	2003-06
—	140	Jennie Cook	1996-99
6.	133	Rachelle Taylor	1991-94
7.	123	Alicia Cook	2005-08
8.	121	Katie Wiese	1989-90
9.	119	Melissa Rice	2006-09
10.	116	Karissa Hovinga	2012-15

COMPLETE GAMES

#	CGs	Player	Years
1.	92	Rachelle Taylor	1991-94
2.	87	Susan Voeller	1986-88
3.	82	Jennie Cook	1996-99
4.	80	Katie Wiese	1989-90
5.	77	Jessica Moore	2010-13
6.	76	Connie McMurren	1999-02
9.	68	Cheridan Hawkins	2013-16
7.	60	Sony Schroeder	1984-87
8.	58	Alicia Cook	2005-08
10.	46	Megan Kleist	2016-18

SHUTOUTS

#	SOs	Player	Years
1.	33	Cheridan Hawkins	2013-16
2.	31	Katie Wiese	1989-90
3.	22	Megan Kleist	2016-18
—	22	Rachelle Taylor	1991-94
5.	21	Susan Voeller	1986-88
6.	19	Jessica Moore	2010-13
7.	18	Alicia Cook	2005-08
8.	17	Miranda Elish	2017-18
9.	14	Connie McMurren	1999-02
10.	12	Melissa Rice	2006-09

INNINGS PITCHED

#	IP	Player	Years
1.	903.0	Jessica Moore	2010-13
2.	783.0	Rachelle Taylor	1991-94
3.	764.1	Cheridan Hawkins	2013-16
4.	735.0	Susan Voeller	1986-88
5.	729.1	Katie Wiese	1989-90
6.	720.0	Jennie Cook	1996-99
7.	716.2	Connie McMurren	1999-02
8.	631.0	Amy Harris	2003-06
9.	576.2	Alicia Cook	2005-08
10.	486.0	Melissa Rice	2006-09

STRIKEOUTS

#	Ks	Player	Years
1.	1,081	Cheridan Hawkins	2013-16
2.	915	Jessica Moore	2010-13
3.	584	Amy Harris	2003-06
4.	475	Megan Kleist	2016-18
5.	474	Rachelle Taylor	1991-94
6.	445	Connie McMurren	1999-02
7.	435	Alicia Cook	2005-08
8.	398	Sam Skillingstad	2009-12
9.	357	Susan Voeller	1986-88
10.	347	Miranda Elish	2017-18

WINS

#	Wins	Player	Years
1.	108	Cheridan Hawkins	2013-16
2.	100	Jessica Moore	2010-13
3.	73	Katie Wiese	1989-90
4.	60	Rachelle Taylor	1991-94
5.	59	Megan Kleist	2016-18
—	59	Jennie Cook	1996-99
7.	56	Alicia Cook	2005-08
8.	49	Amy Harris	2003-06
—	49	Connie McMurren	1999-02
10.	47	Susan Voeller	1986-88

LOSSES

#	Losses	Player	Years
1.	63	Connie McMurren	1999-02
2.	59	Rachelle Taylor	1991-94
3.	55	Jennie Cook	1996-99
4.	50	Susan Voeller	1986-88
5.	47	Sony Schroeder	1984-87
6.	45	Jessica Moore	2010-13
7.	43	Amy Harris	2003-06
8.	36	Melissa Rice	2006-09
—	36	Alicia Cook	2005-08
10.	32	Katie Wiese	1989-90

HITS ALLOWED

#	H/A	Player	Years
1.	808	Jennie Cook	1996-99
2.	789	Jessica Moore	2010-13
3.	688	Connie McMurren	1999-02
4.	659	Rachelle Taylor	1991-94
5.	511	Katie Wiese	1989-90
6.	510	Susan Voeller	1986-88
7.	482	Amy Harris	2003-06
8.	469	Melissa Rice	2006-09
9.	467	Alicia Cook	2005-08
10.	411	Cheridan Hawkins	2013-16

RUNS ALLOWED

#	R/A	Player	Years
1.	424	Jennie Cook	1996-99
2.	398	Jessica Moore	2010-13
3.	361	Connie McMurren	1999-02
4.	311	Rachelle Taylor	1991-94
5.	264	Melissa Rice	2006-09
6.	249	Alicia Cook	2005-08
7.	233	Amy Harris	2003-06
8.	230	Sony Schroeder	1984-87
9.	228	Susan Voeller	1986-88
10.	218	Cheridan Hawkins	2013-16

EARNED RUNS ALLOWED

#	ER/A	Player	Years
1.	288	Jennie Cook	1996-99
2.	273	Connie McMurren	1999-02
3.	268	Jessica Moore	2010-13
4.	196	Melissa Rice	2006-09
5.	194	Alicia Cook	2005-08
6.	181	Cheridan Hawkins	2013-16
7.	172	Petrina Martinez	1995-97
8.	170	Rachelle Taylor	1991-94
9.	156	Amy Harris	2003-06
10.	149	Kim Kampfer	1993-96

WALKS ALLOWED

#	BB/A	Player	Years
1.	328	Jessica Moore	2010-13
2.	295	Connie McMurren	1999-02
3.	236	Rachelle Taylor	1991-94
4.	228	Amy Harris	2003-06
5.	227	Cheridan Hawkins	2013-16
6.	210	Jennie Cook	1996-99
7.	177	Susan Voeller	1986-88
8.	175	Melissa Rice	2006-09
9.	164	Sam Skillingstad	2009-12
10.	152	Shawna Baxter	1976-79

YEAR-BY-YEAR TEAM STATS
GAMES

2019	52
2018	63
2017	62
2016	58
2015	59
2014	66
2013	61
2012	63
2011	58
2010	57
2009	50
2008	64
2007	59
2006	52
2005	63
2004	63
2003	56
2002	54
2001	68
2000	65
1999	69
1998	71
1997	60
1996	51
1995	51
1994	60
1993	34
1992	54
1991	58
1990	58
1989	70
1988	58
1987	53
1986	47
1985	44
1984	50
1983	27
1982	27
1981	27
1980	30
1979	23
1978	17
1977	21
1976	22
1975	12
1974	11

AT BATS

2019	1,310
2018	1,666
2017	1,596
2016	1,528
2015	1,562
2014	1,765
2013	1,642
2012	1,691
2011	1,470
2010	1,476
2009	1,253
2008	1,585
2007	1,495
2006	1,333
2005	1,582
2004	1,582
2003	1,471
2002	1,362
2001	1,782
2000	1,644
1999	1,854
1998	1,890
1997	1,634
1996	1,357
1995	1,333
1994	1,632
1993	925
1992	1,404
1991	1,521
1990	1,544
1989	1,880
1988	1,464
1987	1,304
1986	1,198
1985	1,173
1984	1,226
1983	614
1982	547
1981	683
1980	801
1979	
1978	
1977	
1976	
1975	
1974	

HITS

2019	347
2018	536
2017	517
2016	540
2015	561
2014	604
2013	540
2012	520
2011	428
2010	442
2009	157
2008	392
2007	463
2006	338

2005	409
2004	409
2003	379
2002	348
2001	469
2000	446
1999	521
1998	552
1997	447
1996	385
1995	346
1994	430
1993	244
1992	356
1991	450
1990	379
1989	507
1988	323
1987	291
1986	221
1985	220
1984	192
1983	109
1982	124
1981	152
1980	178

BATTING AVERAGE

2019	.265
2018	.322
2017	.324
2016	.353
2015	.359
2014	.342
2013	.329
2012	.308
2011	.291
2010	.299
2009	.223
2008	.247
2007	.310
2006	.254
2005	.259
2004	.259
2003	.258
2002	.256
2001	.263
2000	.271
1999	.281
1998	.292
1997	.274
1996	.284
1995	.260
1994	.263
1993	.264
1992	.254
1991	.296

1990	.245
1989	.270
1988	.221
1987	.223
1986	.184
1985	.188
1984	.157
1983	.178
1982	.226
1981	.188
1980	.222
1979	.255
1976	.257

RUNS

2019	225
2018	385
2017	399
2016	441
2015	435
2014	445
2013	374
2012	363
2011	298
2010	258
2009	157
2008	206
2007	328
2006	185
2005	234
2004	234
2003	214
2002	173
2001	230
2000	299
1999	343
1998	361
1997	262
1996	188
1995	158
1994	224
1993	135
1992	188
1991	233
1990	161
1989	266
1988	137
1987	137
1986	95
1985	84
1984	74
1983	53
1982	81
1981	69
1980	171

DOUBLES

2019	55
2018	87
2017	68
2016	103
2015	97
2014	82
2013	77
2012	90
2011	58
2010	72
2009	41
2008	58
2007	78
2006	63
2005	68
2004	68
2003	53
2002	62
2001	51
2000	72
1999	92
1998	87
1997	65
1996	51
1995	37
1994	47
1993	30
1992	47
1991	54
1990	52
1989	50
1988	39
1987	32
1986	12
1985	14
1984	9
1983	5
1982	11
1981	12
1980	19

YEAR-BY-YEAR TEAM STATS

TRIPLES

2019	5
2018	8
2017	11
2016	9
2015	13
2014	20
2013	3
2012	8
2011	6
2010	6
2009	7
2008	3
2007	10
2006	15
2005	5
2004	5
2003	3
2002	3
2001	4
2000	5
1999	7
1998	9
1997	11
1996	6
1995	13
1994	15
1993	10
1992	8
1991	13
1990	12
1989	19
1988	9
1987	11
1986	3
1985	7
1984	10
1983	4
1982	5
1981	4
1980	6
2019	42
2018	78
2017	46
2016	95
2015	81
2014	63
2013	80
2012	66
2011	71
2010	51
2009	39
2008	37
2007	53
2006	21

2005	41
2004	41
2003	43
2002	28
2001	39
2000	52
1999	69
1998	49
1997	39
1996	12
1995	20
1994	22
1993	17
1992	12
1991	9
1990	3
1989	9
1988	1
1987	2
1986	0
1985	2
1984	0
1983	0
1982	1
1981	5
1980	3
RBIs	
2019	202
2018	349
2017	343
2016	394
2015	399
2014	394
2013	334
2012	335
2011	261
2010	239
2009	139
2008	184
2007	295
2006	162
2005	210
2004	210
2003	192
2002	161
2001	197
2000	270
1999	307
1998	311
1997	230
1996	165
1995	132
1994	198
1993	114
1992	161
1991	198

1990	115
1989	225
1988	102
1987	103
1986	62
1985	52
1984	65
1983	24
1982	57
1981	89
1980	119
SACRIFICE FLIES	
2019	13
2018	16
2017	19
2016	20
2015	25
2014	17
2013	11
2012	10
2011	14
2010	15
2009	2
2008	4
2007	16
2006	4
2005	4
2004	4
2003	10
2002	9
2001	6
2000	7
1999	9
1998	1
1997	8
1996	6
1995	8
1994	9
1993	6
1992	12
1991	11
1990	4
SACRIFICE HITS	
2019	21
2018	38
2017	44
2016	26
2015	27
2014	37
2013	33
2012	38
2011	31
2010	44
2009	27
2008	54

2007	47
2006	44
2005	80
2004	80
2003	54
2002	33
2001	38
2000	31
1999	32
1998	26
1997	31
1996	58
1995	66
1994	58
1993	32
1992	31
1991	50
1990	70
1984	37
1983	13
1982	29
1981	41
TOTAL BASES	
2019	538
2018	873
2017	745
2016	946
2015	927
2014	915
2013	863
2012	824
2011	711
2010	679
2009	452
2008	567
2007	720
2006	494
2005	610
2004	610
2003	567
2002	500
2001	645
2000	684
1999	834
1998	804
1997	651
1996	484
1995	469
1994	573
1993	344
1980	393

SLUGGING %

2019	.411
2018	.524
2017	.467
2016	.619
2015	.593
2014	.518
2013	.526
2012	.487
2011	.484
2010	.460
2009	.361
2008	.358
2007	.482
2006	.371
2005	.386
2004	.386
2003	.385
2002	.367
2001	.362
2000	.416
1999	.450
1998	.425
1997	.398
1996	.357
1995	.352
1994	.351
1993	.372

YEAR-BY-YEAR TEAM STATS
WALKS

2019	195
2018	196
2017	215
2016	194
2015	250
2014	230
2013	183
2012	207
2011	144
2010	149
2009	117
2008	139
2007	176
2006	139
2005	173
2004	173
2003	163
2002	114
2001	172
2000	197
1999	236
1998	223
1997	139
1996	120
1995	137
1994	119
1993	87
1992	99
1991	99
1990	82
1989	134
1988	93
1987	139
1986	68
1985	49
1984	102
1983	87
1981	78
1980	158

HBP (BATTERS)

2019	20
2018	36
2017	58
2016	43
2015	66
2014	31
2013	33
2012	31
2011	34
2010	24
2009	24
2008	23
2007	23
2006	23
2005	19

2004	19
2003	34
2002	28
2001	36
2000	18
1999	28
1998	15
1997	14
1996	4
1995	8
1994	16
1993	14
1985	4
1984	4
1981	4

STOLEN BASES

2019	48
2018	80
2017	103
2016	48
2015	91
2014	80
2013	82
2012	80
2011	66
2010	45
2009	68
2008	110
2007	120
2006	53
2005	29
2004	29
2003	61
2002	20
2001	38
2000	59
1999	67
1998	82
1997	53
1996	19
1995	26
1994	17
1993	16
1992	76
1991	85
1990	47
1989	82
1988	33
1987	20
1986	24
1985	24
1984	19
1983	5
1982	26
1981	27
1980	46

PUTOUTS

2019	997
2018	1,251
2017	1,204
2016	1,119
2015	1,110
2014	1,290
2013	1,190
2012	1,280
2011	1,134
2010	1,145
2009	993
2008	1,264
2007	1,127
2006	1,047
2005	1,298
2004	1,298
2003	1,187
2002	1,059
2001	1,334
2000	1,260
1999	736
1998	1,376
1997	1,203
1996	1,012
1995	1,021
1994	1,269
1992	1,093
1991	1,110
1990	1,223
1989	1,443
1988	1,208
1987	1,035
1986	959
1985	937
1984	1,037
1983	493
1981	561
1980	682

ASSISTS

2019	299
2018	470
2017	523
2016	393
2015	344
2014	412
2013	405
2012	598
2011	411
2010	397
2009	324
2008	693
2007	633
2006	506
2005	553
2004	553

2003	508
2002	457
2001	601
2000	613
1999	736
1998	738
1997	646
1996	527
1995	558
1994	655
1992	510
1991	533
1990	620
1989	683
1988	613
1987	529
1986	526
1985	518
1984	528
1983	339
1981	252
1980	316

FIELDING %

2019	.969
2018	.973
2017	.968
2016	.970
2015	.967
2014	.971
2013	.967
2012	.954
2011	.951
2010	.957
2009	.939
2008	.958
2007	.974
2006	.957
2005	.958
2004	.958
2003	.952
2002	.946
2001	.950
2000	.956
1999	.949
1998	.939
1997	.921
1996	.941
1995	.950
1994	.960
1992	.951
1991	.931
1990	.950
1989	.953
1988	.941
1987	.953
1986	.928

1985	.957
1984	.964
1983	.959
1981	.918
1980	.930

ERA

2019	5.10
2018	1.38
2017	1.41
2016	2.14
2015	2.42
2014	1.82
2013	1.64
2012	2.79
2011	2.15
2010	2.42
2009	3.26
2008	2.43
2007	2.49
2006	2.61
2005	1.72
2004	1.68
2003	2.12
2002	3.01
2001	4.23
2000	2.32
1999	2.72
1998	3.30
1997	2.65
1996	3.73
1995	3.50
1994	1.79
1993	1.31
1992	1.64
1991	1.58
1990	1.19
1989	0.84
1988	0.75
1987	1.55
1986	2.26
1985	1.64
1984	1.17
1983	3.11
1982	2.33
1981	2.02
1980	1.16
1979	0.30
1976	1.80

YEAR-BY-YEAR TEAM STATS

PITCHER WINS		2005	33	1986	5	2001	444.2	1986	143
2019	22	2004	24	1985	0	2000	420.0	1985	145
2018	53	2003	9	1984	1	1999	457.1	1984	117
2017	54	2002	28	1983	0	1998	458.0	1981	38
2016	48	2001	34	1981	38	1997	403.2	1980	144
2015	51	2000	40			1996	339.2		
2014	56	1999	38	SAVES		1995	340.1	OPP. BATTING AVG.	
2013	50	1998	46	2019	0	1994	423.0	2019	.284
2012	45	1997	41	2018	3	1993	235.0	2018	.179
2011	42	1996	16	2017	6	1992	363.2	2017	.197
2010	36	1995	36	2016	4	1991	376.2	2016	.210
2009	16	1994	44	2015	10	1990	411.1	2015	.201
2008	35	1993	27	2014	4	1989	481.0	2014	.207
2007	44	1992	31	2013	8	1988	402.2	2013	.193
2006	24	1991	45	2012	4	1987	353.2	2012	.243
2005	36	1990	42	2011	4	1986	344.0	2011	.205
2004	42	1989	46	2010	6	1985	307.0	2010	.236
2003	37	1988	45	2009	0	1984	346.0	2009	.260
2002	24	1987	48	2008	7	1983	182.0	2008	.246
2001	28	1986	39	2007	1	1982	108.0	2007	.233
2000	36	1985	33	2006	2	1981	181.0	2006	.239
1999	40	1984	40	2005	4	1980	241	2005	.212
1998	40			2004	2			2004	.201
1997	24	SHUTOUTS		2003	17	STRIKEOUTS		2003	.235
1996	21	2019	5	2002	4	2019	289	2002	.265
1995	25	2018	24	2001	1	2018	537	2001	.263
1994	38	2017	24	2000	2	2017	411	2000	.229
1993	18	2016	19	1999	2	2016	407	1999	.271
1992	26	2015	18	1998	6	2015	420	1998	.289
1991	29	2014	18	1997	1	2014	468	1997	.305
1990	35	2013	16	1996	2	2013	456	1996	.297
1989	54	2012	9	1995	1	2012	331	1995	.280
1988	32	2011	14	1992	8	2011	446	1994	.233
1987	23	2010	14	1991	3	2010	470	1993	.226
1986	17	2009	8	1990	2	2009	309	1988	.204
1985	19	2008	14	1989	10	2008	274	1987	.179
1984	17	2007	20	1988	3	2007	239	1985	.176
1983	6	2006	7			2006	258	1984	.202
1982	9	2005	19	INNINGS PITCHED		2005	338		
1981	9	2004	21	2019	332.1	2004	394		
1980	20	2003	10	2018	417.0	2003	347		
		2002	8	2017	401.1	2002	223		
COMPLETE GAMES		2001	10	2016	373.0	2001	306		
2019	26	2000	14	2015	370.0	2000	264		
2018	44	1999	13	2014	430.0	1999	243		
2017	36	1998	7	2013	397.0	1998	164		
2016	29	1997	3	2012	426.2	1997	112		
2015	24	1996	4	2011	378.0	1996	100		
2014	34	1995	5	2010	381.2	1995	99		
2013	19	1994	10	2009	331.0	1994	267		
2012	43	1993	4	2008	421.1	1993	130		
2011	21	1992	11	2007	404.1	1992	212		
2010	19	1991	10	2006	349.0	1991	204		
2009	21	1990	17	2005	418.0	1990	143		
2008	35	1989	27	2004	432.2	1989	205		
2007	46	1988	22	2003	395.2	1988	195		
2006	21	1987	10	2002	353.0	1987	142		

YEAR-BY-YEAR INDIVIDUAL STAT LEADERS

BATTING AVERAGE (Min. 80 ABs)

2019	Haley Cruse	.348
2018	Haley Cruse	.377
2017	Alexis Mack	.424
2016	Koral Costa	.412
2015	Jenna Lilley	.427
2014	Courtney Ceo	.493
	(NCAA & Pac-12 Batting Champ)	
2013	Janie Takeda	.442
	(Pac-12 Batting Champ)	
2012	Samantha Pappas	.393
2011	Monique Fuiava	.357
2010	Allie Burger	.387
2009	Neena Bryant	.314
2008	Neena Bryant	.330
2007	Jenn Salling	.440
2006	Suzie Barnes	.320
2005	T.J. Eadus	.337
2004	Jenn Poore	.321
2003	Andrea Vidlund	.370
2002	Alyssa Laux, Andrea Vidlund	.320
2001	Lisa Wangler	.367
2000	Triawn Custer	.331
1999	Missy Coe	.362
1998	Jennifer Apfelbaum	.361
1997	Lindsey Welch	.337
1996	Kathy Stahl	.420
1995	Kathy Stahl	.399
1994	Laura Schmidt	.411
1993	Laura Schmidt	.411
1992	Marnie McCall	.446
1991	Julie Cavanaugh	.389
1990	Julie Cavanaugh	.351
1989	Danny Senner	.404
1988	Kathy Gray	.298
1987	Lynette Privatsky	.282
1986	Susan Voeller	.269
1985	Stephanie Heisler	.238
1984	Sony Schroeder	.219
1983	Krista Parent	.317
1982	Vicki Hogan	.345
1980	Sue Williams	.316
1981	Veronica Green	.335
1980	Sue Williams	.275
1979	Lori Sweet	.368
1976	Shawna Baxter	.328

RBIs

2019	Shaye Bowden	33
2018	Gwen Svekis	60
2017	Nikki Udria	52
2016	Nikki Udria	55
2015	Janelle Lindvall	51
2014	Alexa Peterson	61
2013	Kaylan Howard	47
2012	Kailee Cuico	54
2011	Monique Fuiava	44
2010	Samantha Pappas	48
2009	Neena Bryant	28
2008	Neena Bryant	46
2007	Jenn Salling	73
2006	Breanne Sabol	30
2005	Beth Boskovich	29
2004	Ashley Richards	31
2003	Andrea Vidlund	42
2002	Andrea Vidlund	39
2001	Triawn Custer	33
2000	Lindsey Welch	46



HALEY CRUSE enters her senior season in 2020 as a career .349 hitter after leading the Ducks in batting average in both 2018 and 2019. Cruse is the sixth Duck ever to lead the team in batting average in back-to-back seasons.

1999	Katie Mackey	47
1998	Lindsey Welch	46
1997	Heather Holte	36
1996	Kathy Stahl	41
1995	Kathy Stahl	33
1994	Laura Schmidt	39
1993	Laura Schmidt	25
1992	Kim Manning	36
1991	Anna Poore	44
1990	Tracey Simmons	19
1989	Danny Senner	40
1988	Kathy Gray, Cheryl Coryell	19
1987	Susan Voeller	18
1986	Susan Uhrich	14
1985	S. Heisler, B. Johnson, S. Uhrich	8
1984	Terry Nail	10
1983	Katie Hickey	7
1982	Vicki Hogan	13
1981	Ruth House, Yogi Johnson	13
1980	Lynn Eaton	20
1979	Allyson Smith	10
1976	Hanna Munson	20

HITS

2019	Allee Bunker	58
2018	Jenna Lilley	69
2017	Danica Mercado, Alexis Mack	72
2016	Nikki Udria	70
2015	Janie Takeda	76
2014	Courtney Ceo	104
2013	Janie Takeda	92
2012	Samantha Pappas	70
2011	Courtney Ceo	64
2010	Samantha Pappas	64
2009	Neena Bryant	49
2008	Neena Bryant	64
2007	Sari-Jane Jenkins	82
2006	Sari-Jane Jenkins	50
2005	Lovena Chaput	57

2004	Jenn Poore	62
2003	Andrea Vidlund	54
2002	Alyssa Laux, Andrea Vidlund	49
2001	Lisa Wangler	87
2000	Andrea Gustafson	61
1999	Missy Coe	79
1998	Jill Robinson	70
1997	Heather Holte	60
1996	Kathy Stahl	63
1995	Kathy Stahl	61
1994	Laura Schmidt	63
1993	Kathy Stahl	42
1992	Marnie McCall	66
1991	Julie Cavanaugh	74
1990	Julie Cavanaugh	66
1989	Kathy Gray	74
1988	Kathy Gray	50
1987	Kira Lewis	39
1986	Susan Uhrich	38
1985	Lesley Stine	32
1984	Sony Schroeder	28
1983	Krista Parent	20
1982	Vicki Hogan	20
1980	Sue Williams	31
1979	Allyson Smith	23
1976	Hanna Munson	22

YEAR-BY-YEAR INDIVIDUAL STAT LEADERS

HOME RUNS

2019	April Utech	10
2018	Gwen Svekis	17
2017	Nikki Udria, Gwen Svekis	10
2016	Nikki Udria	17
2015	Koral Costa	15
2014	Kailee Cuico, Janelle Lindvall	13
2013	Kailee Cuico	14
2012	Kailee Cuico, Kaylan Howard	12
2011	Kelsey Chambers	13
2010	Samantha Pappas	11
2009	Neena Bryant, Monique Fuiava	8
2008	Neena Bryant	10
2007	Ann Marie Topps	19
2006	Joanna Gail	6
2005	Beth Boskovich	9
2004	Ashley Richards	8
2003	Andrea Vidlund	16
2002	Andrea Vidlund	9
2001	Andrea Vidlund	11
2000	Jill Robinson	15
1999	Katie Mackey	14
1998	Lindsey Welch	10
1997	Heather Holte	12
1996	Kathy Stahl	7
1995	Kathy Stahl	11
1994	Kathy Stahl	8
1993	Laura Schmidt	7
1992	Kim Manning	6
1991	Kim Manning	6
1990	Kim Manning	2
1989	Kathy Gray	4
1988	Susan Voeller	1
1987	Stacye Gustafson, Monica Hull	1
1985	Christi Long, Susan Uhrich	1
1982	Vicki Hogan	1
1981	Yogi Johnson	3
1980	Lynn Eaton, June Liu, Sue Williams	1
1979	S. Baxter, A. Rickman, B. Stillwell	1
1976	Melanie Schaefer, Melinda Shoulders	1

TRIPLES

2019	Allee Bunker	2
2018	Lauren Burke	3
2017	Alexis Mack	3
2016	Koral Costa, Nikki Udria, Jenna Lilley	2
2015	Gwen Svekis, Janie Takeda	3
2014	Janie Takeda	8
2013	A. Peterson, S. Pappas, J. Takeda	1
2012	Kaylan Howard, Samantha Pappas	2
2011	C. Ceo, M. Fuiava, K. Howard, S. Pappas	1
2010	Allie Burger	4
2009	Neena Bryant	3
2008	Sari-Jane Jenkins	2
2007	Jenn Salling	5
2006	Suzie Barnes	5
2005	Lovena Chaput	3
2004	Beth Boskovich	2
2003	A. Laux, J. Poore, B. Sabol	1
2002	A. Laux, L. Haij, A. Hutchison	1
2001	Wangler, Laux, Hutchingson, Peterson	1
2000	Jill Robinson	1
1999	Andrea Gustafson	5
1998	Lindsey Welch	4
1997	Lindsey Welch	4
1996	Kathy Stahl, Lisa Preston	2
1995	Kathy Stahl	7
1994	Laura Schmidt	6

1993	Kathy Stahl	4
1992	Kim Manning, Tracey Simmons	3
1991	Kim Manning, Laura Schmidt	3
1990	Julie Cavanaugh, Jeanna King	3
1989	Kathy Gray, Danny Senner	4
1988	J. Cavanaugh, J. King, S. Voeller	2
1987	Lynette Privatsky, Susan Voeller	3
1986	N. Gunderson, K. Hedding, S.Voeller	1
1985	Kim Hedding, Susan Heisler	2
1984	Sue Tuggle	3
1983	J. Jacobsen, S. Kayser, K. Parent, S.Tuggle	1
1982	Katie Hickey	3
1981	Vicki Hogan	2
1980	Sue Williams	2
1979	Allyson Smith	6
1976	Melanie Schaefer, Allyson Smith	4

DOUBLES

2019	Jasmine Sievers	15
2018	Jenna Lilley	14
2017	Mia Camuso	14
2016	Jenna Lilley	14
2015	Jenna Lilley	16
2014	Janie Takeda	14
2013	Kaylan Howard	13
2012	Kaylan Howard, Samantha Pappas	17
2011	Monique Fuiava	14
2010	Samantha Pappas	10
2009	Monique Fuiava	8
2008	Joanna Gail	12
2007	Sari-Jane Jenkins	16
2006	Lovena Chaput	12
2005	Lovena Chaput	10
2004	Ashley Richards	14
2003	Lynsey Haij	9
2002	Jenn Poore	9
2001	Missy Coe	9
2000	Missy Coe, Triawn Custer	14
1999	Missy Coe	18
1998	Katie Mackey	14
1997	Jill Robinson	10
1996	Lisa Preston	13
1995	Kathy Stahl	12
1994	Kathy Stahl	9
1993	Laura Schmidt	10
1992	Jennifer Piper	9
1991	Tracey Simmons	11
1990	Joely Eilers	12
1989	Kathy Gray, Danny Senner	10
1988	Cheryl Coryell, Kathy Gray	9
1987	Kira Lewis	6
1986	Natalie Gunderson	3
1985	Christi Long, Lesley Stine	3
1984	S. Heisler, K. Hickey, C. Long, S. Tuggle	2
1983	Katie Hickey	3
1982	June Liu	4
1981	Yogi Johnson	3
1980	Lynn Eaton	6
1979	J. Liu, B. Stillwell, E. Strom, L. Sweet	2
1976	Shawna Baxter	4

RUNS SCORED

2019	Allee Bunker	32
2018	Jenna Lilley	53
2017	Alexis Mack	57
2016	Nikki Udria	56
2015	Jenna Lilley	60
2014	Courtney Ceo	64

2013	Courtney Ceo, Janie Takeda	54
2012	Kelsey Chambers	51
2011	Courtney Ceo	41
2010	Allie Burger	36
2009	Sari-Jane Jenkins	24
2008	Sari-Jane Jenkins	37
2007	Suzie Barnes	64
2006	Breanne Sabol	29
2005	Lovena Chaput	34
2004	Beth Boskovich	37
2003	Andrea Vidlund	34
2002	Lynsey Haij	26
2001	Lisa Wangler	37
2000	Jill Robinson	47
1999	Missy Coe	49
1998	Jill Robinson, Lindsey Welch	40
1997	Lindsey Welch	40
1996	Kathy Stahl	32
1995	Kathy Stahl	38
1994	Kathy Stahl	49
1993	Kathy Stahl	30
1992	Marnie McCall	32
1991	Julie Cavanaugh	44
1990	Julie Cavanaugh	32
1989	Kim Manning	35
1988	Vicki Fry	17
1987	Stacye Gustafson	19
1986	Susan Uhrich	19
1985	Stephanie Heisler	13
1984	Stephanie Heisler	13
1983	Jackie Coburn, Krista Parent	9
1982	Sue Tuggle	12
1981	Veronica Green	15
1980	Sue Williams	27
1979	June Liu	13
1976	Debi Segura	24

TOTAL BASES

2019	Shaye Bowden	79
2018	Gwen Svekis	116
2017	Nikki Udria	110
2016	Nikki Udria	133
2015	Koral Costa	110
2014	Courtney Ceo	132
2013	Janie Takeda	121
2012	Samantha Pappas	124
2011	Monique Fuiava	90
2010	Samantha Pappas	107
2009	Neena Bryant	84
2008	Neena Bryant	104
2007	Jenn Salling	138
2006	Lovena Chaput	72
2005	Lovena Chaput	80
2004	Ashley Richards	96
2003	Andrea Vidlund	106
2002	Andrea Vidlund	82
2001	Lisa Wangler	93
2000	Jill Robinson	116
1999	Missy Coe	127
1998	Lindsey Welch	107
1997	Heather Holte	103
1996	Kathy Stahl	99
1995	Kathy Stahl	120
1994	Kathy Stahl	100
1993	Kathy Stahl	72
1979	Allyson Smith	36

YEAR-BY-YEAR INDIVIDUAL STAT LEADERS

SLUGGING PERCENTAGE (Min. 80 ABs)

2019	Jasmine Sievers	.545
2018	Gwen Svekis	.659
2017	Nikki Udria	.611
2016	Nikki Udria	.769
2015	Koral Costa	.738
2014	Courtney Ceo	.626
2013	Alexa Peterson	.784
2012	Samantha Pappas	.697
2011	Monique Fuiava	.643
2010	Samantha Pappas	.641
2009	Neena Bryant	.538
2008	Neena Bryant	.536
2007	Jenn Salling	.873
2006	Lovena Chaput	.486
2005	T.J. Eadus	.529
2004	Ashley Richards	.522
2003	Andrea Vidlund	.726
2002	Andrea Vidlund	.536
2001	Andrea Vidlund, Triawn Custer	.460
2000	Jill Robinson	.614
1999	Katie Mackey	.632
1998	Triawn Custer	.603
1997	Lindsey Welch	.554
1996	Kathy Stahl	.660
1995	Kathy Stahl	.784
1994	Laura Schmidt	.514
1993	Laura Schmidt	.778



NIKKI UDRIA led Oregon in slugging percentage in both 2016 and 2017. Udria blasted 35 home runs throughout her Duck career to tie for ninth in program career history.

WALKS

2019	April Utecht	36
2018	Jenna Lilley	37
2017	Gwen Svekis	31
2016	Jenna Lilley	32
2015	Jenna Lilley	39
2014	Janelle Lindvall	32
2013	Kailee Cuico	28
2012	Kailee Cuico	31
2011	Christie Nieto, Samantha Pappas	20
2010	Samantha Pappas	27
2009	Monique Fuiava	19
2008	Sari-Jane Jenkins	37
2007	Jenn Salling	46
2006	Beth Boskovich	23
2005	Beth Boskovich	30
2004	Jenn Poore	30
2003	Lynsey Haij	27
2002	Jenn Poore	23
2001	Triawn Custer	37
2000	Lindsey Welch	28
1999	Katie Mackey	38
1998	Jennie Cook	33
1997	Missy Koke, Angie LeRoy	16
1996	Kathy Stahl	24
1995	Kathy Stahl	27
1994	Laura Schmidt, Kathy Stahl	24
1993	Laura Schmidt	23
1992	Laura Schmidt	16
1991	Marnie McCall	18
1990	Tracey Simmons	17
1989	Tracey Simmons	17
1988	Susan Voeller	18
1987	Stacye Gustafson	20
1986	Kim Hedding, Bobbie Johnson	10
1985	Sony Schroeder	9
1984	Sony Schroeder	27
1983	Krista Parent	13
1981	Sue Tuggle	17
1980	Sue Williams	19
1979	Allyson Smith	7

STOLEN BASES

2019	Haley Cruse	13
2018	Alexis Mack	24
2017	Alexis Mack	28
2016	Cherish Burks	10
2015	Janie Takeda	35
2014	Janie Takeda	20
2013	Janie Takeda	31
2012	Samantha Pappas	22
2011	Samantha Pappas	16
2010	Samantha Pappas	11
2009	Neena Bryant	27
2008	Cortney Kivett	33
2007	Suzie Barnes	41
2006	Breanne Sabol	16
2005	Breanne Sabol	20
2004	Suzie Barnes	8
2003	Amber Hutchison	19
2002	Lakeesha Eversley	6
2001	Lisa Wangler	16
2000	Andrea Gustafson	14
1999	Jill Robinson	21
1998	Tia Dumas, Jill Robinson	22
1997	Lindsey Welch	10
1996	Kathy Stahl	6
1995	Melisa Lemke	7
1994	Kathy Stahl	8
1993	Patty Pyles, Kathy Stahl	4
1992	Marnie McCall	36
1991	Julie Cavanaugh	24
1990	Julie Cavanaugh	15
1989	Kim Manning	19
1988	Vicki Fry	8
1987	Vicki Fry	10
1986	Susan Uhrich	8
1985	Susan Uhrich	6
1984	Sony Schroeder, Sue Tuggle	6
1983	Five Players	1
1982	Vicki Hogan	6
1981	Veronica Green, Sue Tuggle	5
1980	Krista Parent	10
1979	Bindy Stillwell	5
1976	Melanie Schaefer	9

SACRIFICE FLIES

2019	Shaye Bowden	3
2018	Gwen Svekis	5
2017	Lauren Lindvall	5
2016	Jenna Lilley	4
2015	Jenna Lilley	6
2014	Alexa Peterson	10
2013	Kaylan Howard	3
2012	Kailee Cuico	3
2011	Kaitlin Vitek	4
2010	Neena Bryant	3
2009	Neena Bryant, Kelsey Chambers	1
2008	Neena Bryant	3
2007	Jenn Salling, Ann Marie Topps	5
2006	Beth Boskovich	2
2005	Beth Boskovich, Lovena Chaput	4
2004	Five Players	1
2003	Alyssa Laux	3
2002	Andrea Vidlund, Rachel Tommasini	2
2001	Missy Coe	3
2000	Triawn Custer	2
1999	Maegan Christie	3
1998	Lindsey Welch	1
1997	Several	1
1996	Lisa Preston	3
1995	Jennifer Apfelbaum	3
1994	Kim Kampf, Angie LeRoy	2
1993	Laura Schmidt	3
1992	Kim Manning	4
1991	Kim Manning	4
1990	Kim Manning	2

YEAR-BY-YEAR INDIVIDUAL STAT LEADERS

SACRIFICE BUNTS

2019	Lexi Wagner	5
2018	Alexis Mack	12
2017	Lauren Lindvall, Alexis Mack	8
2016	Koral Costa, Nikki Udria	4
2015	Danica Mercado	8
2014	Courtney Ceo	7
2013	Courtney Ceo	12
2012	Janie Takeda	10
2011	Courtney Ceo	5
2010	Neena Bryant	9
2009	Kelsey Chambers, Carlyn Re	5
2008	Lovena Chaput	11
2007	Joanna Gail	10
2006	Breanne Sabol	9
2005	Breanne Sabol	20
2004	Breanne Sabol	29
2003	Erin Goodell	9
2002	Lynsey Haij	9
2001	Lynsey Haij	9
2000	Holly Ray	6
1999	Lindsey Welch	5
1998	Alana Burns	7
1997	Angie LeRoy	7
1996	Angie LeRoy	12
1995	Trina Salcido	13
1994	Rose Imbriano	19
1993	Lisa Preston	8
1992	J. Piper, P. Pyles, T. Simmons	7
1991	Julie Cavanaugh	7
1990	Ces Coulson	11
1987	Paula Barnes	19
1986	Bobbie Johnson	7
1985	Kim Heddinger	5
1984	Kim Heddinger	9
1983	Krista Parent	4
1982	June Liu	8
1981	June Liu	7
1980	Andrea Casella	12
1979	Lynne Conroy	13

PUTOUTS

2019	Shaye Bowden	248
2018	Mia Camuso	381
2017	Mia Camuso	409
2016	Janelle Lindvall	304
2015	Janelle Lindvall	358
2014	Janelle Lindvall	368
2013	Kailee Cuico	345
2012	Kailee Cuico	474
2011	Alexa Peterson	362
2010	Ashley Kivett	348
2009	Carlyn Re	240
2008	Carlyn Re	417
2007	Kristi Leiter	563
2006	Beth Boskovich	367
2005	Ashley Richards	321
2004	Jenn Poore	371
2003	Alyssa Laux	319
2002	Andrea Vidlund	312
2001	Triawn Custer	481
2000	Triawn Custer	472
1999	Triawn Custer	284
1998	Jennifer Apfelbaum	420
1997	Jenifer Apfelbaum	294
1996	Maegan Christie	258
1995	Rose Imbriano	435
1994	Laura Schmidt	278
1992	Kim Manning	123
1991	Julie Cavanaugh	374

1990	Julie Cavanaugh	393
1989	Kathy Gray	359
1988	Capi Lynn	305
1987	Capi Lynn	358
1986	Bobbie Johnson	291
1985	Bobbie Johnson	397
1984	Tami Caldwell	214
1983	Stephanie Heisler	105
1981	Yogi Johnson	138
1980	Vicki Headington	159
1979	Amy Rickman	123

ASSISTS

2019	Allee Bunker	88
2018	Jenna Lilley	137
2017	Jenna Lilley	157
2016	Nikki Udria	97
2015	Jenna Lilley	81
2014	Nikki Udria	118
2013	Kaylan Howard	93
2012	Kelsey Chambers, Kaylan Howard	140
2011	Kaylan Howard	94
2010	Kaylan Howard	90
2009	Cortney Kivett	72
2008	Joanna Gail	186
2007	Jenn Salling	192
2006	Breanne Sabol	154
2005	Breanne Sabol	111
2004	Breanne Sabol	128
2003	Breanne Sabol	120
2002	Lynsey Haij	125
2001	Kate Petersen	168
2000	Andrea Gustafson	160
1999	Andrea Gustafson	160
1998	Jill Robinson	179
1997	Angie LeRoy, Jill Robinson	129
1996	Trina Salcido	148
1995	Kathy Stahl	168
1994	Kathy Stahl	167
1992	Kim Manning	123
1991	Patty Piles	130
1990	Danny Senner	107
1989	Kristi Okuhara	151
1988	Stacey Funderburg	137
1987	Paula Barnes, Monica Hull	113
1986	Susan Uhrich	100
1985	Susan Uhrich	159
1984	Katie Hickey	174
1983	Katie Hickey	115
1981	Katie Hickey	51
1980	Sue Williams	82
1979	Allyson Smith	55

PITCHING WINS

2019	Jordan Dail	18
2018	Megan Kleist	25
2017	Megan Kleist, Maggie Balint	21
2016	Cheridan Hawkins	24
2015	Cheridan Hawkins	30
2014	Cheridan Hawkins	35
2013	Jessica Moore	27
2012	Jessica Moore	33
2011	Jessica Moore	24
2010	Jessica Moore	16
2009	Samantha Skillingsstad	12
2008	Alicia Cook	17
2007	Alicia Cook	23
2006	Amy Harris	9
2005	Amy Harris	18
2004	Ani Nyhus	25

2003	Amy Harris	17
2002	Annis Meashintubby, Connie McMurren	9
2001	Andrea Vidlund	10
2000	Andrea Vidlund	17
1999	Connie McMurren	15
1998	Jennie Cook	21
1997	Jennie Cook	15
1996	Jennie Cook	10
1995	Kim Kampfer	20
1994	Rachelle Taylor	22
1993	Rachelle Taylor	13
1992	Rachelle Taylor	13
1991	Rachelle Taylor	12
1990	Katie Wiese	24
1989	Katie Wiese	42
1988	Dennise Jones, Susan Voeller	16
1987	Susan Voeller	14
1986	Sue Voeller	9
1985	Susan Voeller	8
1984	Sony Schroeder	7
1983	T. Caldwell, S. Heisler, K. Underhill	2
1982	Stephanie Heisler	4
1981	Anderson	5
1980	Rhonda Revelle	13
1979	Lori Sweet	12
1976	Connie Anderson	8

STRIKEOUTS

2019	Jordan Dail	240
2018	Miranda Elish	249
2017	Megan Kleist	161
2016	Cheridan Hawkins	257
2015	Cheridan Hawkins	282
2014	Cheridan Hawkins	330
2013	Cheridan Hawkins	212
2012	Jessica Moore	256
2011	Jessica Moore	224
2010	Jessica Moore	238
2009	Samantha Skillingsstad	170
2008	Alicia Cook	159
2007	Alicia Cook	125
2006	Amy Harris	106
2005	Amy Harris	203
2004	Ani Nyhus	202
2003	Amy Harris	180
2002	Annis Meashintubby	93
2001	Connie McMurren	99
2000	Connie McMurren	153
1999	Connie McMurren	113
1998	Jennie Cook	95
1997	Jennie Cook	37
1996	Jennie Cook	40
1995	Kim Kampfer	69
1994	Rachelle Taylor	169
1993	Rachelle Taylor	107
1992	Rachelle Taylor	115
1991	Rachelle Taylor	83
1990	Katie Wiese	102
1989	Katie Wiese	168
1988	Susan Voeller	105
1987	Susan Voeller	100
1986	Sue Voeller	89
1985	Sue Voeller	63
1984	Sony Schroeder	67
1983	Stephanie Heisler	42
1982	Stephanie Heisler	33
1981	Anderson	28
1980	Rhonda Revelle	88
1979	Lori Sweet	57
1976	Shawna Baxter	40

YEAR-BY-YEAR INDIVIDUAL STAT LEADERS

ERA LEADERS (Min. 100 IP, unless noted)

2019	Jordan Dail	4.12
2018	Miranda Elish	1.20
2017	Maggie Balint	1.22
2016	Cheridan Hawkins	1.77
2015	Cheridan Hawkins	1.64
2014	Cheridan Hawkins	1.66
2013	Cheridan Hawkins	1.55
2012	Jessica Moore	2.58
2011	Jessica Moore	1.90
2010	Jessica Moore	1.86
2009	Samantha Skillingstad	2.36
2008	Melissa Rice	2.31
2007	Alicia Cook	2.06
2006	Amy Harris	1.99
2005	Amy Harris	1.30
2004	Anissa Meashintubby	1.45
2003	Amy Harris	1.97
2002	Anissa Meashintubby	2.41
2001	Anissa Meashintubby	3.75
2000	Connie McMurren	1.79
1999	Jennie Cook	2.60
1998	Jennie Cook	2.92
1997	Jennie Cook	2.63
1996	Katie Mackey	2.88
1995	Kim Kampfer	3.31
1994	Rachelle Taylor	1.86
1993	Natasha Dumoski	0.54
1992	Natasha Dumoski	1.45
1991	Rachelle Taylor	1.15
1990	Katie Wiese	0.88
1989	Katie Wiese	0.52
1988	Dennise Jones	0.70
1987	Susan Voeller	1.15
1986	Susan Voeller	1.95
1985	Sony Schroeder	1.55
1984	Tami Caldwell	1.11
1983	Tami Caldwell	3.23 (64 IPs)
1982	Stephanie Heisler	1.73 (71 IPs)
1981	Anderson	2.63
1980	Lori Sweet	0.85 (82.1 IPs)
1979	Lori Sweet	0.23
1976	Shawna Baxter	0.78

PITCHING APPEARANCES

2019	Jordan Dail	45
2018	Miranda Elish	34
2017	Megan Kleist	36
2016	Cheridan Hawkins	37
2015	Cheridan Hawkins	44
2014	Cheridan Hawkins	50
2013	Jessica Moore	42
2012	Jessica Moore	52
2011	Jessica Moore	41
2010	Jessica Moore	41
2009	Samantha Skillingstad	37
2008	Alicia Cook	40
2007	Melissa Rice	40
2006	Melissa Rice	31
2005	Amy Harris	35
2004	Ani Nyhus	35
2003	Amy Harris	43



JORDAN DAIL was an absolute workhorse for the Ducks as a sophomore in 2019, throwing a whopping 248.0 innings over 45 appearances while racking up 240 strikeouts.

2002	Connie McMurren	31
2001	Andrea Vidlund	28
2000	Connie McMurren	42
1999	Connie McMurren	33
1998	Jennie Cook	48
1997	Jennie Cook	37
1996	Jennie Cook	32
1995	Kim Kampfer	41
1994	Rachelle Taylor	41
1993	Rachelle Taylor	29
1992	Rachelle Taylor	33
1991	Rachelle Taylor	30
1990	Katie Wiese	45
1989	Katie Wiese	61
1988	Dennise Jones	35
1987	Susan Voeller	32
1986	Sue Voeller	28
1984	Sony Schroeder	23
1983	Stephanie Heisler	15

COMPLETE GAMES

2019	Jordan Dail	23
2018	Miranda Elish	22
2017	Megan Kleist	20
2016	Cheridan Hawkins	18
2015	Cheridan Hawkins	21
2014	Cheridan Hawkins	24
2013	Jessica Moore	13
2012	Jessica Moore	33
2011	Jessica Moore	17
2010	Jessica Moore	14
2009	Samantha Skillingstad	17
2008	Alicia Cook	18
2007	Alicia Cook	10
2006	Amy Harris	9
2005	Amy Harris	22

2004	Ani Nyhus	17
2003	Amy Harris	8
2002	Connie McMurren	14
2001	Andrea Vidlund	8
2000	Connie McMurren	25
1999	Connie McMurren	20
1998	Jennie Cook	33
1997	Jennie Cook	29
1996	Jennie Cook	8
1995	Kim Kampfer	26
1994	Rachelle Taylor	30
1993	Rachelle Taylor	24
1992	Rachelle Taylor	19
1991	Rachelle Taylor	19
1990	Katie Wiese	32
1989	Katie Wiese	38
1988	Dennise Jones	23
1987	Susan Voeller	29
1986	Sue Voeller	20
1985	Sue Voeller	16
1984	Sony Schroeder	20

YEAR-BY-YEAR INDIVIDUAL STAT LEADERS

SHUTOUTS

2019	Jordan Dail	5
2018	Miranda Elish	12
2017	Megan Kleist	9
2016	Cheridan Hawkins	8
2015	Cheridan Hawkins	10
2014	Cheridan Hawkins	12
2013	Jessica Moore	4
2012	Karissa Hovinga, Jessica Moore	4
2011	Jessica Moore	6
2010	Jessica Moore	5
2009	Samantha Skillingstad	4
2008	Alicia Cook	6
2007	Alicia Cook	10
2006	Alicia Cook	3
2005	Amy Harris	9
2004	Ani Nyhus	11
2003	Amy Harris	1
2002	Annis Meashintubby	4
2001	Connie McMurren, Lisa Wangler	3
2000	Connie McMurren	6
1999	Jennie Cook	4
1998	Bethany Smith	3
1997	Jennie Cook	2
1996	Jennie Cook, Sherri Woods	2
1995	Kim Kampfer	5
1994	Rachelle Taylor	8
1993	Rachelle Taylor	3
1992	Rachelel Taylor	7
1991	Rachelle Taylor, Natasha Dumoski	4
1990	Katie Wiese	14
1989	Katie Wiese	16
1988	Susan Voeller	12
1987	Susan Voeller	7
1986	Sony Schroeder	3
1984	Sony Schroeder	1
1983	T. Caldwell, S. Heisler, K. Underhill	1
1979	Lori Sweet	6

SAVES

2019	NA	0
2018	Miranda Elish	2
2017	Maggie Balint	3
2016	Cheridan Hawkins, Megan Kleist	2
2015	Cheridan Hawkins	7
2014	Cheridan Hawkins	2
2013	Cheridan Hawkins	6
2012	Karissa Hovinga, Jessica Moore	2
2011	Jessica Moore	3
2010	Jessica Moore	4
2009	NA	0
2008	Alicia Cook	5
2007	Alicia Cook	1
2006	Amy Harris	2
2005	Amy Harris	2
2004	Ani Nyhus	2
2003	Andrea Vidlund	11
2002	Connie McMurren	3
2001	Connie McMurren	1
2000	Connie McMurren	2
1999	Maegan Christie	2
1998	Jennie Cook	3

1997	Petrina Martinez	1
1996	Jennie Cook	2
1995	Petrina Martinez	1
1992	Natasha Dumoski	5
1991	Natasha Dumoski	2
1990	Anna Poore, Jen Larson	1
1989	Jen Larson	6
1988	Susan Voeller	2
1986	Sue Voeller	2

INNINGS PITCHED

2019	Jordan Dail	248.0
2018	Megan Kleist	179.2
2017	Megan Kleist	169.2
2016	Cheridan Hawkins	174.1
2015	Cheridan Hawkins	200.1
2014	Cheridan Hawkins	249.1
2013	Jessica Moore	200.2
2012	Jessica Moore	303.2
2011	Jessica Moore	206.2
2010	Jessica Moore	192.0
2009	Samantha Skillingstad	178.1
2008	Alicia Cook	201.2
2007	Melissa Rice	202.2
2006	Amy Harris	116.0
2005	Amy Harris	231.2
2004	Ani Nyhus	205.0
2003	Amy Harris	188.0
2002	Connie McMurren	139.1
2001	Connie McMurren	160.1
2000	Connie McMurren	235.0
1999	Connie McMurren	182.0
1998	Jennie Cook	261.2
1997	Jennie Cook	215.2
1996	Jennie Cook	132.1
1995	Kim Kampfer	251.2
1994	Rachelle Taylor	255.2
1993	Rachelle Taylor	186.2
1992	Rachelle Taylor	176.2
1991	Rachelle Taylor	164.0
1990	Katie Wiese	285.1
1989	Katie Wiese	361.2
1988	Susan Voeller	204.0
1987	Susan Voeller	211.0
1986	Sue Voeller	190.0
1985	Sue Voeller	130.0
1984	Sony Schroeder	156.0
1983	Stephanie Heisler	90.0
1982	Stephanie Heisler	77.0
1981	Anderson	111.0
1980	Rhonda Revelle	133.2
1979	Lori Sweet	119.2

BATTERS FACED

2019	Jordan Dail	1,133
2018	Megan Kleist	681
2017	Megan Kleist	684
2016	Cheridan Hawkins	701
2015	Cheridan Hawkins	771
2014	Cheridan Hawkins	881
2013	Jessica Moore	837
2012	Jessica Moore	1286
2011	Jessica Moore	910
2010	Jessica Moore	850
2009	Samantha Skillingstad	680
2008	Alicia Cook	786
2007	Melissa Rice	763
2006	Amy Harris	438
2005	Amy Harris	833
2004	Ani Nyhus	740
2003	Amy Harris	716
2002	Connie McMurren	561
2001	Lisa Wangler	430
2000	Connie McMurren	852
1999	Connie McMurren	720
1998	Jennie Cook	1202
1997	Jennie Cook	940
1996	Jennie Cook	568
1995	Kim Kampfer	981
1994	Rachelle Taylor	973
1981	Anderson	453
1980	Rhonda Revelle	550
1979	Lori Sweet	460

OPPONENT BATTING AVERAGE (Min. 100 IP)

2019	Jordan Dail	.256
2018	Miranda Elish	.171
2017	Maggie Balint	.174
2016	Cheridan Hawkins	.168
2015	Cheridan Hawkins	.142
2014	Cheridan Hawkins	.167
2013	Cheridan Hawkins	.130
2012	Jessica Moore	.240
2011	Brittany Rumpfelt	.190
2010	Jessica Moore	.231
2009	Samantha Skillingstad	.221
2008	Alicia Cook	.234
2007	Alicia Cook	.228
2006	Amy Harris	.212
2005	Amy Harris	.199
2004	Amy Harris	.190
2003	Amy Harris	.219
2002	Anissa Meashintubby	.243
2001	Andrea Vidlund	.236
2000	Connie McMurren	.214
1999	Danielle Haag	.262
1998	Jennie Cook	.278
1997	Jennie Cook	.282
1996	Sherri Woods	.262
1995	Barbie McGillivray	.221
1994	Rachelle Taylor	.237

YEAR-BY-YEAR COACHING RECORDS



MELYSSA LOMBARDI is in her second season as Oregon's head coach after winning four national titles as an assistant at Oklahoma.

Year	Overall	Pac-12	Place	Postseason	Head Coach	Year	Overall	Pac-12	Place	Postseason	Head Coach
2019	22-30	5-19	9th		Melyssa Lombardi	1989	54-18	13-7	2nd	WCWS	Teresa Wilson
2018	53-10	21-3	1st	WCWS	Mike White	1988	32-26	9-11	3rd		Teresa Wilson
2017	54-8	17-6	2nd	WCWS	Mike White	1987	23-30	2-8	5th		Teresa Wilson
2016	48-10	20-4	1st	Super Regional	Mike White	1986	17-30	--	--		Teresa Wilson
2015	51-8	21-3	1st	WCWS	Mike White	1985	19-25	--	--		P.J. Harlin
2014	56-9-1	20-3-1	1st	WCWS	Mike White	1984	17-33	--	--		P.J. Harlin
2013	50-11	19-5	1st	Super Regional	Mike White	1983	6-21	--	--		P.J. Harlin
2012	45-18	12-9	3rd	WCWS	Mike White	1982	8-13	--	--		Charles Sylvester
2011	42-16	11-10	T-3rd	Super Regional	Mike White	1981	8-19	--	--		John Feeney
2010	36-21	8-13	T-6th	Super Regional	Mike White	1980	18-12	--	--	AIAW WS	Nancy Platz
2009	16-34	3-18	8th		Kathy Arendsen	1979	17-16	--	--		Becky Sisley
2008	35-29	5-16	8th	Regional	Kathy Arendsen	1978	4-13	--	--		Becky Sisley
2007	44-19	7-14	7th	Regional	Kathy Arendsen	1977	12-9	--	--		Becky Sisley
2006	24-29	5-16	8th		Kathy Arendsen	1976	16-6	--	--	AIAW WS	Becky Sisley
2005	36-25	7-14	7th	Regional	Kathy Arendsen	1975	5-7	--	--		Becky Sisley
2004	42-21	10-11	6th	Regional	Kathy Arendsen	1974	3-8	--	--		Becky Sisley
2003	37-19	10-11	T-3rd	Regional	Kathy Arendsen						
2002	24-30	2-19	8th		Brent Rincon						
2001	28-40	1-20	8th		Rick Gamez						
2000	36-29	6-15	T-7th	Regional	Rick Gamez						
1999	40-29	10-18	T-6th	Regional	Rick Gamez						
1998	40-31	10-18	5th	Regional	Rick Gamez						
1997	24-35-1	9-19	T-6th		Rick Gamez						
1996	21-30	5-18	7th		Tami Brown						
1995	25-26	12-15	5th		Tami Brown						
1994	38-22	12-12	4th	Regional	Tami Brown						
1993	18-16	8-8	5th		Tami Brown						
1992	26-28	5-13	5th		Tami Brown						
1991	29-29	4-16	5th		Tami Brown						
1990	35-23	9-9	T-3rd	Regional	Tami Brown						

Head Coach	Years	Overall Record	Pac-12 Record
Melyssa Lombardi	2019-Pres. (1)	22-30 (.423)	5-19 (.208)
Mike White	2010-2018 (9)	435-111-1 (.796)	149-56 (.727)
Kathy Arendsen	2003-2009 (7)	234-176 (.571)	47-102 (.315)
Brent Rincon	2002 (1)	24-30 (.444)	2-19 (.095)
Rick Gamez	1997-2001 (5)	168-164-1 (.506)	36-90 (.286)
Tami Brown	1990-1996 (7)	192-154 (.555)	55-91 (.377)
Teresa Wilson	1986-1989 (4)	126-104 (.548)	24-26 (.480)
P.J. Harlin	1983-1985 (3)	42-79 (.347)	NA
Charles Sylvester	1982 (1)	8-13 (.381)	NA
John Feeney	1981 (1)	8-19 (.296)	NA
Nancy Platz	1980 (1)	18-12 (.600)	NA
Becky Sisley	1974-1979 (6)	57-59 (.491)	NA

YEAR-BY-YEAR SCHEDULES AND RESULTS

2019

Head Coach: Melyssa Lombardi
 Season Record: 22-30
 Pac-12 Conference Record: 5-19 (9th)

Date	Opponent	W/L	Score	W/L Pitcher
2/8	vs. Kansas	W	14-5	Dail
2/8	vs. Cal State Northridge	W	12-5	Dail
2/9	vs. Missouri	W	6-1	Dail
2/9	vs. Bradley	W	13-3 (5)	MacGrandle
2/10	vs. Seattle U	W	8-6	MacGrandle
2/15	vs. #8 LSU	W	8-5	Dail
2/15	vs. #23 James Madison	L	1-9 (6)	MacGrandle
2/16	vs. Florida Atlantic	W	2-0	Dail
2/16	vs. #18 Kentucky	L	3-12 (5)	MacGrandle
2/21	vs. New Mexico State	W	3-1	Dail
2/21	vs. Bethune-Cookman	L	3-5	MacGrandle
2/22	vs. Army	W	11-0 (5)	Dail
2/23	vs. Texas A&M	W	7-5	Dail
2/23	vs. #23 Texas Tech	L	0-5	MacGrandle
2/24	vs. UC Santa Barbara	W	6-1	Dail
2/28	vs. #3 Florida	L	1-2	Dail
2/28	vs. Cal State Fullerton	L	2-3	Dail
3/1	vs. #22 Auburn	L	0-8 (5)	Dail
3/8	#19 OKLAHOMA STATE	L	0-3	Dail
3/9	#19 OKLAHOMA STATE	L	6-7	Dail
3/9	#19 OKLAHOMA STATE	L	6-9	Krueger
3/15	at #12 Arizona	L	0-8 (6)	Dail
3/16	at #12 Arizona	L	0-8 (5)	Dail
3/17	at #12 Arizona	L	3-8	Krueger
3/23	#7 WASHINGTON	L	3-6 (10)	Krueger
3/24	#7 WASHINGTON	L	2-14 (5)	MacGrandle
3/25	#7 WASHINGTON	L	0-8 (5)	Dail
3/27	at Pacific	W	5-0	Dail
3/29	at Stanford	L	6-8	MacGrandle
3/30	at Stanford	W	7-2	MacGrandle
3/31	at Stanford	L	6-7	MacGrandle
4/6	vs. Pittsburgh	W	9-1 (5)	Dail
4/6	at Missouri	W	4-1	Dail
4/7	vs. Pittsburgh	W	4-3	Dail
4/7	at Missouri	L	0-8 (5)	Krueger
4/12	at #1 UCLA	W	4-3	Dail
4/13	at #1 UCLA	L	3-8	Dail
4/14	at #1 UCLA	L	1-8	Dail
4/18	CALIFORNIA	W	1-0	Dail
4/19	CALIFORNIA	W	4-0	Dail
4/20	CALIFORNIA	L	3-5	Krueger
4/23	PORTLAND STATE	W	5-3	Dail
4/23	PORTLAND STATE	W	9-8	Krueger
4/26	OREGON STATE	L	0-8 (5)	Dail
4/27	OREGON STATE	L	6-8	Dail
4/28	OREGON STATE	L	8-12	Dail
5/3	at Utah	L	3-4	Dail
5/4	at Utah	W	9-4	Dail
5/5	at Utah	L	3-11 (6)	Dail
5/9	ARIZONA STATE	L	0-4	Dail
5/10	ARIZONA STATE	L	1-10	Dail
5/11	ARIZONA STATE	L	4-12 (6)	Dail

2018

Head Coach: Mike White
 Season Record: 53-10 (Women's College World Series)
 Pac-12 Conference Record: 21-3 (1st)

Date	Opponent	W/L	Score	W/L Pitcher
2/8	vs. #25 Georgia	W	8-3	Kleist
2/9	vs. Fresno State	W	8-0 (5)	Elish
2/9	vs. Cal State Northridge	W	15-6 (6)	Balint
2/10	vs. Missouri	W	14-2 (5)	Kleist
2/10	vs. UTEP	W	14-0 (5)	Elish
2/11	vs. New Mexico	W	14-1 (5)	Balint
2/15	vs. Houston	W	1-0	Kleist
2/16	vs. Rutgers	W	10-0 (5)	Balint
2/16	vs. Texas	W	8-0 (5)	Elish
2/17	vs. #15 Ole Miss	L	0-1 (9)	Kleist
2/23	vs. #18 Oklahoma State	W	4-1	Elish
2/23	vs. #6 Texas A&M	L	1-3	Kleist
2/24	vs. #11 Tennessee	L	0-1	Balint
2/25	vs. #7 LSU	W	4-0	Elish
2/25	vs. San Jose State	W	1-0 (6)	Kleist
3/1	at South Florida	W	6-1	Kleist
3/1	at South Florida	W	8-0 (5)	Elish
3/2	at #13 Florida State	W	5-0	Elish
3/2	at Florida Gulf Coast	W	5-0	Kleist
3/3	vs. Hofstra	W	2-1 (11)	Elish
3/3	vs. Florida Gulf Coast	W	5-1	Balint
3/4	at #13 Florida State	L	1-2	Kleist
3/9	WEBER STATE	W	9-1 (5)	Balint
3/10	WEBER STATE	W	10-2 (5)	Elish
3/11	MONTANA	W	6-0	Kleist
3/11	BRYANT	W	17-1 (5)	Balint
3/16	#3 UCLA *	L	2-6	Kleist
3/17	#3 UCLA *	W	7-5	Elish
3/18	#3 UCLA *	W	3-0	Kleist
3/29	at Oregon State *	W	4-1	Kleist
3/30	at Oregon State *	L	3-4	Elish
3/31	at Oregon State *	W	5-1 (8)	Kleist
4/3	PORTLAND STATE	W	8-2	Balint
4/3	PORTLAND STATE	W	3-0	Elish
4/6	#9 ARIZONA *	W	5-2	Kleist
4/7	#9 ARIZONA *	W	8-0 (6)	Elish
4/8	#9 ARIZONA *	W	10-0 (6)	Kleist
4/13	at #7 Arizona State *	W	5-0	Kleist
4/14	at #7 Arizona State *	W	9-1	Elish
4/15	at #7 Arizona State *	L	0-4	Kleist
4/19	#2 OKLAHOMA	W	5-0	Kleist
4/20	STANFORD *	W	8-4	Elish
4/21	STANFORD *	W	4-1	Kleist
4/22	STANFORD *	W	4-1	Elish
4/27	at #4 Washington *	W	7-2 (9)	Kleist
4/28	at #4 Washington *	W	4-2	Elish
4/29	at #4 Washington *	W	5-3	Kleist
5/4	UTAH *	W	8-0 (6)	Kleist
5/5	UTAH *	W	5-2	Elish
5/6	UTAH *	W	8-1	Kleist
5/10	at #24 California *	W	13-0 (6)	Elish
5/11	at #24 California *	W	8-3	Kleist
5/12	at #24 California *	W	2-0	Elish
5/17	ALBANY &	W	4-0	Elish
5/18	DRAKE &	W	5-0	Kleist
5/19	DRAKE &	W	3-0	Elish
5/24	#19 KENTUCKY ^	L	6-9	Kleist
5/25	#19 KENTUCKY ^	W	6-1	Elish
5/26	#19 KENTUCKY ^	W	11-1	Elish
5/31	vs. #8 Arizona State \$	W	11-6	Elish
6/1	vs. #5 Washington \$	L	2-6	Kleist
6/2	vs. #6 Florida State \$	L	1-4	Elish

& NCAA Regionals (Eugene, Ore.)

^ NCAA Super Regionals (Eugene, Ore.)

\$ Women's College World Series (Oklahoma City, Okla.)

YEAR-BY-YEAR SCHEDULES AND RESULTS
2017
Head Coach: Mike White
Season Record: 54-8 (Women's College World Series)
Pac-12 Conference Record: 17-6 (2nd)

Date	Opponent	W/L	Score	W/L Pitcher
2/9	vs. Virginia	W	11-6	Balint
2/9	vs. Creighton	W	8-0 (6)	Kleist
2/10	vs. San Jose State	W	8-0 (6)	Elish
2/10	vs. #24 Fresno State	W	4-1	Balint
2/11	vs. Seattle U	W	4-2	Balint
2/12	vs. Cal Poly	W	3-1	Balint
2/17	vs. #22 Kentucky	W	5-4	Balint
2/17	vs. Kent State	W	4-3	Kleist
2/19	vs. Illinois	W	11-0 (5)	Kleist
2/23	at Hawai'i	W	8-2	Balint
2/24	vs. Montana	W	1-0	Elish
2/24	vs. UNLV	W	4-2	Kleist
2/25	vs. Montana	W	6-0	Balint
2/25	at Hawai'i	W	17-0 (5)	Kleist
3/3	vs. Maryland	W	14-0 (5)	Elish
3/3	at #24 Missouri	W	10-3	Balint
3/4	at #24 Missouri	W	7-2	Kleist
3/4	vs. Butler	W	8-0 (5)	Balint
3/5	vs. Stephen F. Austin	W	8-2	Elish
3/10	HOFSTRA	W	16-0 (5)	Kleist
3/10	IDAHO STATE	W	9-3	Balint
3/11	IDAHO STATE	W	9-0 (5)	Kleist
3/11	PACIFIC	W	8-0 (5)	Elish
3/12	HOFSTRA	W	12-1 (5)	Balint
3/17	#23 CALIFORNIA *	W	5-1	Balint
3/18	#23 CALIFORNIA *	W	2-1	Elish
3/19	#23 CALIFORNIA *	W	10-2 (5)	Kleist
3/26	at #11 Utah *	W	12-3 (5)	Kleist
3/26	at #11 Utah *	W	3-0	Balint
3/30	#25 BYU	W	1-0	Balint
3/31	#21 ARIZONA STATE *	W	4-0	Balint
4/1	#21 ARIZONA STATE *	W	8-4	Elish
4/2	#21 ARIZONA STATE *	W	1-0 (8)	Balint
4/4	PORTLAND STATE	W	3-1	Elish
4/4	PORTLAND STATE	W	8-0 (5)	Kleist
4/7	at #9 UCLA *	L	0-2	Kleist
4/8	at #9 UCLA *	L	0-1 (9)	Balint
4/9	at #9 UCLA *	W	11-4	Kleist
4/13	#12 WASHINGTON *	L	2-4	Balint
4/14	#12 WASHINGTON *	W	4-1	Kleist
4/15	#12 WASHINGTON *	L	3-5 (9)	Kleist
4/21	at #3 Arizona *	L	0-2	Kleist
4/22	at #3 Arizona *	L	7-10	Balint
4/23	at #3 Arizona *	W	4-3	Kleist
4/28	OREGON STATE *	W	8-0 (5)	Kleist
4/29	OREGON STATE *	W	7-2	Balint
4/30	OREGON STATE *	W	7-0	Kleist
5/6	#2 FLORIDA STATE	W	11-0 (5)	Kleist
5/6	#2 FLORIDA STATE	W	3-1	Balint
5/7	#2 FLORIDA STATE	W	2-1	Balint
5/11	at Stanford *	W	9-2	Kleist
5/12	at Stanford *	W	8-0 (5)	Elish
5/13	at Stanford *	W	9-0 (5)	Kleist
5/19	ILL.-CHICAGO &	W	13-0 (5)	Balint
5/20	WISCONSIN &	W	6-5 (8)	Balint
5/21	WISCONSIN &	W	9-0 (5)	Elish
5/26	#19 KENTUCKY ^	W	4-0	Kleist
5/27	#19 KENTUCKY ^	W	6-5	Elish
6/1	vs. #7 Washington \$	L	1-3	Kleist
6/3	vs. #17 Baylor \$	W	7-4	Elish
6/3	vs. #18 LSU \$	W	4-1	Kleist
6/4	vs. #6 Oklahoma \$	L	2-4	Kleist

& NCAA Regionals (Eugene, Ore.)

^ NCAA Super Regionals (Eugene, Ore.)

\$ Women's College World Series (Oklahoma City, Okla.)

2016
Head Coach: Mike White
Season Record: 48-10 (Super Regionals)
Pac-12 Conference Record: 20-4 (1st)

Date	Opponent	W/L	Score	W/L Pitcher
2/12	vs. Cal Poly	W	12-3	Hawkins
2/12	vs. Georgia State	W	11-0 (6)	Kleist
2/13	vs. Maryland	W	7-2	Kleist
2/13	vs. #17 Kentucky	L	6-8	Hawkins
2/14	vs. Northwestern	W	9-3	Kleist
2/14	vs. Boston College	W	4-0	Hawkins
2/19	at #7 Louisiana-Lafayette	L	2-3	Kleist
2/19	at #7 Louisiana-Lafayette	W	6-3	Hawkins
2/20	at #7 Louisiana-Lafayette	L	4-5	Hawkins
2/20	vs. Central Arkansas	W	8-0 (6)	Gasco
2/21	vs. Central Arkansas	W	19-3 (5)	Kleist
2/26	vs. Nebraska	L	5-6	Kleist
2/26	vs. Cal State Northridge	W	14-3 (6)	Gasco
2/27	vs. #20 Fresno State	W	9-0 (5)	Hawkins
2/27	vs. #12 Missouri	W	8-7 (8)	Hawkins
2/28	vs. Oklahoma State	W	7-0	Kleist
3/4	vs. Drake	W	14-2 (5)	Gasco
3/4	vs. Saint Mary's	W	7-2	Hawkins
3/5	vs. Florida Atlantic	W	6-5	Kleist
3/5	vs. Southern Utah	W	9-0 (5)	Gasco
3/6	vs. New Mexico State	W	8-0 (5)	Kleist
3/11	at Pacific	W	15-0 (5)	Hawkins
3/12	vs. Sacramento State	W	4-1	Kleist
3/12	at Pacific	W	11-0 (6)	Gasco
3/19	at #8 Washington *	W	7-2	Kleist
3/20	at #8 Washington *	W	11-6	Gasco
3/21	at #8 Washington *	W	16-4 (6)	Hawkins
3/24	STANFORD *	W	2-0	Hawkins
3/25	STANFORD *	W	11-2 (6)	Kleist
3/26	STANFORD *	W	8-0 (6)	Hawkins
4/1	#16 UCLA *	L	6-16 (5)	Hawkins
4/2	#16 UCLA *	W	6-5	Kleist
4/3	#16 UCLA *	L	1-4	Kleist
4/5	PORTLAND STATE	W	7-1	Kleist
4/5	PORTLAND STATE	W	11-3 (5)	Hawkins
4/8	at Oregon State *	W	6-1	Hawkins
4/9	at Oregon State *	W	4-3	Kleist
4/10	at Oregon State *	W	9-0 (5)	Hawkins
4/22	at #25 Arizona State *	W	10-4	Gasco
4/23	at #25 Arizona State *	W	5-4	Hawkins
4/24	at #25 Arizona State *	W	7-4 (8)	Kleist
4/29	#17 ARIZONA *	W	2-0	Hawkins
4/30	#17 ARIZONA *	W	7-0	Kleist
5/1	#17 ARIZONA *	W	8-0 (5)	Hawkins
5/3	UTAH VALLEY	W	7-0	Kleist
5/3	UTAH VALLEY	W	19-0 (5)	Hawkins
5/6	at California *	W	15-2 (5)	Hawkins
5/7	at California *	L	4-15 (5)	Kleist
5/8	at California *	W	5-2	Hawkins
5/12	UTAH *	W	5-1	Hawkins
5/13	UTAH *	L	2-3	Kleist
5/14	UTAH *	W	3-2	Hawkins
5/20	FORDHAM &	W	8-0 (5)	Kleist
5/21	#17 BAYLOR &	W	6-0	Hawkins
5/22	#17 BAYLOR &	W	8-1	Hawkins
5/28	#14 UCLA ^	W	8-1	Hawkins
5/29	#14 UCLA ^	L	1-2 (9)	Kleist
5/29	#14 UCLA ^	L	1-2	Hawkins

& NCAA Regionals (Eugene, Ore.)

^ NCAA Super Regionals (Eugene, Ore.)



YEAR-BY-YEAR SCHEDULES AND RESULTS

2015

Head Coach: Mike White

Season Record: 51-8 (Women's College World Series)

Pac-12 Conference Record: 21-3 (1st)

Date	Opponent	W/L	Score	W/L Pitcher
2/6	vs. Cal Poly	W	8-0	Hovinga
2/6	vs. #25 Texas	W	9-0 (5)	Hawkins
2/7	vs. Northwestern	W	8-0 (5)	Hawkins
2/7	vs. North Carolina	W	8-5	Hovinga
2/8	vs. Wisconsin	W	10-2 (5)	Glasco
2/8	vs. Nevada	W	12-8	Hawkins
2/17	at Houston	W	2-0	Hovinga
2/17	at Houston	W	10-5	Hovinga
2/18	vs. Sam Houston State	W	14-4 (5)	Glasco
2/18	at #23 Texas A&M	W	5-1	Hawkins
2/19	at #7 Baylor	W	4-1	Hawkins
2/20	vs. Abilene Christian	W	8-0 (5)	Glasco
2/20	vs. #25 Tulsa	W	4-2	Hovinga
2/21	vs. North Texas	W	9-0 (5)	Hovinga
2/21	at #7 Baylor	L	1-2	Hawkins
2/27	vs. St. John's	W	8-5	Hovinga
2/27	vs. #1 Florida	L	0-3	Hawkins
2/28	at San Diego State	W	7-3	Hawkins
3/6	vs. #1 Florida	L	1-5	Hovinga
3/7	vs. Pacific	W	9-7	Smi-Willett
3/7	vs. Fresno State	W	3-0	Hawkins
3/8	vs. Iowa	W	2-1	Smi-Willett
3/8	vs. Long Beach State	W	12-3	Hawkins
3/13	OREGON STATE *	W	10-0 (5)	Hawkins
3/15	OREGON STATE *	W	23-12 (5)	Hawkins
3/15	OREGON STATE *	W	9-0	Hawkins
3/21	at Utah *	W	4-2	Hawkins
3/22	at Utah *	W	15-9	Glasco
3/23	at Utah *	W	12-0	Hawkins
3/25	UTAH VALLEY	W	9-1 (6)	Glasco
3/25	UTAH VALLEY	W	3-0	Hovinga
3/27	#19 WASHINGTON *	W	8-0 (5)	Hawkins
3/28	#19 WASHINGTON *	L	2-10 (5)	Glasco
3/29	#19 WASHINGTON *	W	15-6 (5)	Hawkins
4/3	at #8 UCLA *	L	1-8	Hawkins
4/4	at #8 UCLA *	W	6-4	Hovinga
4/5	at #8 UCLA *	W	10-0 (5)	Hawkins
4/10	#19 ARIZONA STATE *	W	7-0	Hawkins
4/11	#19 ARIZONA STATE *	W	12-3 (6)	Hovinga
4/12	#19 ARIZONA STATE *	W	4-3	Hawkins
4/18	at Stanford *	W	5-4	Hawkins
4/19	at Stanford *	W	12-8	Hovinga
4/20	at Stanford *	W	6-3	Hawkins
4/24	#9 LOU.-LAFAYETTE	W	8-0 (5)	Hawkins
4/25	#9 LOU.-LAFAYETTE	W	10-2 (5)	Hawkins
4/25	#9 LOU.-LAFAYETTE	W	2-1 (8)	Hawkins
5/1	#18 CALIFORNIA *	W	5-2	Hawkins
5/2	#18 CALIFORNIA *	W	9-0 (5)	Glasco
5/3	#18 CALIFORNIA *	W	17-1 (5)	Hawkins
5/7	at #17 Arizona *	W	3-0	Hawkins
5/8	at #17 Arizona *	L	4-6	Glasco
5/9	at #17 Arizona *	W	15-7 (5)	Hawkins
5/14	vs. BYU &	W	8-0 (5)	Hawkins
5/15	vs. #24 ND STATE &	W	4-3	Hawkins
5/16	vs. #24 ND STATE &	W	6-1	Hovinga
5/22	vs. NC STATE ^	W	6-1	Hawkins
5/23	vs. NC STATE ^	W	9-3	Hovinga
5/28	vs. #7 UCLA \$	L	1-7	Hawkins
5/30	vs. #6 Alabama \$	L	1-2	Hawkins

& NCAA Regionals (Eugene, Ore.)

^ NCAA Super Regionals (Eugene, Ore.)

\$ Women's College World Series (Oklahoma City, Okla.)

2014

Head Coach: Mike White

Season Record: 56-9-1 (Women's College World Series)

Pac-12 Conference Record: 20-3-1 (1st)

Date	Opponent	W/L	Score	W/L Pitcher
2/7	vs. Cal Poly	L	4-6	Hawkins
2/7	vs. Fresno State	W	10-9 (8)	Hawkins
2/8	vs. Appalachian State	W	9-1 (6)	Hovinga
2/8	vs. North Carolina State	W	5-0	Hawkins
2/9	vs. Boise State	W	9-0 (5)	Hawkins
2/14	vs. Toledo	W	11-2 (5)	Hovinga
2/14	at UNLV	W	3-1 (10)	Hawkins
2/15	vs. UT Chattanooga	W	6-4	Hovinga
2/15	vs. Ohio State	W	9-0 (6)	Hawkins
2/16	vs. Cal State Northridge	W	12-1 (5)	Hovinga
2/21	vs. #23 LSU	W	4-1	Hawkins
2/22	vs. Fordham	W	3-2	Hovinga
2/22	vs. Virginia	W	12-3 (6)	S-Willett
2/23	vs. #24 Notre Dame	W	2-0 (9)	Hawkins
2/23	vs. UC Davis	W	8-0 (6)	Hovinga
2/28	vs. #25 Auburn	W	3-0	Hawkins
2/28	vs. #1 Florida	L	1-2 (8)	Hawkins
3/1	vs. Bradley	W	2-0	Hawkins
3/1	vs. Maryland	W	10-2 (5)	Hovinga
3/2	vs. Illinois State	W	2-0	Hawkins
3/12	vs. BYU	W	3-2	Hawkins
3/13	vs. Valparaiso	W	5-1	Hovinga
3/14	vs. James Madison	W	5-1	Hawkins
3/14	at Hawai'i	W	12-4 (6)	S-Willett
3/15	at Hawai'i	W	3-0	Hawkins
3/15	vs. James Madison	L	0-3	Hovinga
3/22	at Utah *	W	8-7	Hawkins
3/23	at Utah *	W	12-7	S-Willett
3/24	at Utah *	W	14-3 (5)	Hawkins
3/25	vs. Southern Utah (Provo)	W	8-0 (5)	Hovinga
3/25	at BYU	L	5-6	S-Willett
3/28	#5 WASHINGTON *	W	8-0 (5)	Hawkins
3/29	#5 WASHINGTON *	W	4-0	Hawkins
3/30	#5 WASHINGTON *	W	4-3	Hawkins
4/1	UC SANTA BARBARA	W	2-1 (8)	Hawkins
4/1	UC SANTA BARBARA	W	10-4	S-Willett
4/4	#1 UCLA *	W	9-7	Hawkins
4/5	#1 UCLA *	W	12-4 (5)	Hovinga
4/6	#1 UCLA *	L	1-6	Hawkins
4/12	at Oregon State *	W	10-5	Hawkins
4/13	at Oregon State *	W	10-2 (6)	Hovinga
4/14	at Oregon State *	W	18-0 (5)	Hawkins
4/17	CALIFORNIA *	W	9-1 (5)	Hawkins
4/18	CALIFORNIA *	W	15-3 (5)	Hovinga
4/19	CALIFORNIA *	W	7-2	Hawkins
4/22	PORTLAND STATE	W	4-2	Hawkins
4/25	at Stanford *	W	7-0	Hawkins
4/26	at Stanford *	W	7-1	Hovinga
4/27	at Stanford *	W	7-2	Hawkins
4/29	UTAH VALLEY	W	8-0 (5)	Hovinga
4/29	UTAH VALLEY	W	5-4	Hawkins
5/2	#3 ARIZONA STATE *	L	2-4	Hawkins
5/3	#3 ARIZONA STATE *	W	12-2 (6)	Hovinga
5/4	#3 ARIZONA STATE *	T	2-2 (6)	None
5/8	at #9 Arizona *	W	7-3	Hawkins
5/9	at #9 Arizona *	L	8-11	Hovinga
5/10	at #9 Arizona *	W	14-3 (5)	Hawkins
5/16	vs. UTAH VALLEY &	W	12-1 (5)	Hovinga
5/17	vs. #25 WISCONSIN &	W	6-1	Hawkins
5/18	vs. #25 WISCONSIN &	W	6-0	Hovinga
5/24	vs. #16 MINNESOTA ^	W	10-2	Hawkins
5/25	vs. #16 MINNESOTA ^	W	6-2	Hawkins
5/29	vs. #8 Florida State \$	W	3-0	Hawkins
5/30	vs. #5 Florida \$	L	0-4	Hawkins
5/31	vs. #7 Oklahoma \$	W	4-2	Hawkins
6/1	vs. #2 Alabama \$	L	0-2	Hawkins

& NCAA Regionals (Eugene, Ore.)

^ NCAA Super Regionals (Eugene, Ore.)

\$ Women's College World Series (Oklahoma City, Okla.)

YEAR-BY-YEAR SCHEDULES AND RESULTS
2013
Head Coach: Mike White
Season Record: 50-11 (Super Regional)
Pac-12 Conference Record: 19-5 (1st)

Date	Opponent	W/L	Score	W/L Pitcher
2/7	vs. Western Michigan	W	8-0	Moore
2/8	vs. Stephen F. Austin	W	8-1	Hovinga
2/8	vs. #14 Florida	L	0-1	Moore
2/9	vs. #2 Oklahoma	L	0-12	Hawkins
2/9	vs. San Jose State	W	7-1	Moore
2/10	vs. Boise State	W	9-1	Moore
2/15	vs. Long Beach State	W	10-1	Moore
2/15	vs. Utah Valley	W	9-1	Hovinga
2/16	vs. Louisiana Monroe	W	4-0	Hawkins
2/16	vs. #20 Hawai'i	L	5-6	Moore
2/17	vs. Cal State Fullerton	W	6-0	Hawkins
2/22	vs. Virginia	W	13-0	Moore
2/23	vs. Cal Poly	W	2-1	Hawkins
2/23	vs. Nebraska	W	11-2	Moore
2/24	vs. UNLV	W	4-2	Hawkins
2/24	vs. San Diego State	W	3-1	Moore
3/1	vs. #11 LSU	W	10-2	Moore
3/1	vs. Long Island	W	8-1	Hovinga
3/2	vs. Boston College	W	8-0	Hawkins
3/2	vs. Temple	W	11-4	Moore
3/3	vs. #14 Michigan	W	13-4	Moore
3/3	vs. James Madison	W	12-1	Hawkins
3/8	vs. San Diego State	W	3-2	Moore
3/9	vs. Iowa State	L	1-2	Moore
3/9	vs. State Marys	W	4-2	Hawkins
3/13	NEW MEXICO	W	10-0	Moore
3/13	NEW MEXICO	W	4-0	Hawkins
3/23	#15 STANFORD *	W	4-3	Hawkins
3/24	#15 STANFORD *	W	3-2	Hawkins
3/25	#15 STANFORD *	W	10-3	Hawkins
3/28	at #15 Washington *	W	12-1	Moore
3/29	at #15 Washington *	W	4-2	Hawkins
3/30	at #15 Washington *	L	1-2	Hawkins
4/2	UTAH *	W	11-3	Moore
4/2	UTAH *	W	11-1	Hawkins
4/3	UTAH *	W	5-2	Moore
4/6	at #4 California *	W	5-1	Moore
4/6	at #4 California *	L	1-3	Hawkins
4/7	at #4 California *	W	9-3	Moore
4/12	#17 ARIZONA *	W	5-3	Moore
4/13	#17 ARIZONA *	W	8-0	Hawkins
4/14	#17 ARIZONA *	W	9-0	Moore
4/16	at Portland State	W	5-0	Hawkins
4/16	at Portland State	W	8-0	Moore
4/26	at #16 UCLA *	W	9-6	Hovinga
4/27	at #16 UCLA *	L	5-7	Hawkins
4/28	at #16 UCLA *	W	7-5	Moore
5/1	SEATTLE U	W	4-0	Hawkins
5/1	SEATTLE U	W	6-4	Moore
5/3	OREGON STATE *	W	2-1	Moore
5/4	OREGON STATE *	W	11-0	Hawkins
5/5	OREGON STATE *	W	8-0	Moore
5/9	at #5 Arizona State *	L	2-3	Moore
5/10	at #5 Arizona State *	L	3-5	Hawkins
5/11	at #5 Arizona State *	W	4-2	Moore
5/16	BYU &	W	5-2	Moore
5/17	NORTH CAROLINA &	W	3-0	Moore
5/18	#25 WISCONSIN &	W	3-0	Hawkins
5/25	#16 NEBRASKA ^	L	2-5	Moore
5/26	#16 NEBRASKA ^	W	4-3 (11)	Hawkins
5/26	#16 NEBRASKA ^	L	2-4	Moore

& NCAA Regionals (Eugene, Ore.)

^ NCAA Super Regionals (Eugene, Ore.)

2012
Head Coach: Mike White
Season Record: 45-18 (Women's College World Series)
Pac-12 Conference Record: 13-9 (3rd)

Date	Opponent	W/L	Score	W/L Pitcher
2/10	vs. #16 BYU	W	3-2	Moore
2/10	vs. UC Santa Barbara	W	10-2	Moore
2/10	vs. New Mexico	L	6-7	Moore
2/11	vs. BYU	L	1-2	Moore
2/11	vs. San Jose State	W	9-0	Hovinga
2/12	vs. San Diego State	W	5-4	Moore
2/24	vs. #22 Nebraska	W	4-2	Moore
2/25	vs. #21 Oklahoma State	W	8-0	Moore
2/25	vs. Northwestern	W	10-6	Moore
2/26	vs. New Mexico State	W	7-1	Moore
2/26	vs. Cal Poly	W	11-1	Hovinga
3/2	vs. Illinois State	W	5-2	Hovinga
3/2	vs. #10 Baylor	L	1-2	Moore
3/3	vs. Purdue	W	8-1	Hovinga
3/3	vs. Pittsburgh	W	3-2	Moore
3/4	vs. Virginia	W	6-2	Moore
3/4	vs. #24 North Carolina	W	5-4	Moore
3/9	vs. Butler	W	6-0	Hovinga
3/9	at Fresno State	W	5-4	Moore
3/10	vs. UConn W	W	9-3	Hovinga
3/10	vs. Purdue	W	9-1	Moore
3/11	vs. San Diego State	W	6-0	Moore
3/13	#1 ALABAMA	L	1-5	Moore
3/24	at Oregon State	W	8-2	Moore
3/25	at Oregon State	L	4-5	Hovinga
3/26	at Oregon State	L	1-7	Moore
3/28	BOISE STATE	W	4-1	Moore
3/28	BOISE STATE	W	14-6	Hovinga
3/29	BOISE STATE	W	6-4	Moore
3/31	#5 ARIZONA STATE	W	3-0	Moore
3/31	#5 ARIZONA STATE	L	4-7	Hovinga
4/5	at #14 Stanford	W	8-5	Moore
4/6	at #14 Stanford	L	6-7	Hovinga
4/7	at #14 Stanford	W	12-8	Moore
4/10	#7 WASHINGTON	W	5-3	Moore
4/11	#7 WASHINGTON	L	3-6	Moore
4/13	at Utah	W	9-0	Hovinga
4/14	at Utah	W	6-2	Moore
4/15	at Utah	W	11-1	Moore
4/18	PORTLAND STATE	W	10-4	Hovinga
4/18	PORTLAND STATE	W	1-0	Hovinga
4/20	#1 CALIFORNIA	L	1-8	Moore
4/21	#1 CALIFORNIA	W	1-0	Moore
4/22	#1 CALIFORNIA	L	0-10	Moore
4/27	at #11 Arizona	W	11-7	Moore
4/28	at #11 Arizona	W	12-7	Moore
4/29	at #11 Arizona	L	4-5	Moore
5/2	SEATTLE	W	9-8	Hovinga
5/2	SEATTLE	W	8-0	Hovinga
5/4	#9 MISSOURI	L	4-5	Moore
5/5	#9 MISSOURI	W	8-3	Moore
5/5	#9 MISSOURI	L	3-7	Moore
5/10	#14 UCLA	L	0-10	Moore
5/11	#14 UCLA	W	3-2	Moore
5/12	#14 UCLA	W	8-2	Moore
5/17	PORTLAND STATE &	W	7-3	Moore
5/18	BYU &	W	6-4	Moore
5/19	BYU &	W	4-1	Moore
5/25	at #8 Texas ^	L	2-4	Moore
5/26	at #8 Texas ^	W	5-4 (8)	Moore
5/26	at #8 Texas ^	W	10-6	Moore
5/31	vs. #2 Arizona State \$	L	3-1	Moore
6/2	vs. #5 Tennessee \$	W	3-1	Moore
6/2	vs. #1 California \$	L	6-3	Moore

& NCAA Regionals (Eugene, Ore.)

^ NCAA Super Regionals (Austin, Texas)

\$ Women's College World Series (Oklahoma City, Okla.)

YEAR-BY-YEAR SCHEDULES AND RESULTS

2011

Head Coach: Mike White
 Season Record: 42-16 (Super Regional)
 Pac-10 Conference Record: 11-10 (T-3rd)

Date	Opponent	W/L	Score	W/L Pitcher
2/10	vs. #16 BYU	W	3-2	Moore
2/11	vs. #19 Texas A&M	W	5-0	Skillingstad
2/11	vs. Mississippi	W	4-1	Moore
2/12	vs. North Texas	W	12-4 (6)	Moore
2/12	vs. Nevada	W	10-0 (5)	Skillingstad
2/13	vs. CS Fullerton	L	3-4 (8)	Moore
2/18	vs. Utah	W	(9)	Skillingstad
2/18	vs. Nevada	W	12-4 (5)	Skillingstad
2/19	vs. #9 Hawai'i	W	13-5 (5)	Endicott
2/19	vs. Arkansas	W	8-7 (8)	Moore
2/20	vs. Boise State	W	10-0 (5)	Endicott
2/26	vs. Pacific	L	2-4	Endicott
2/26	vs. San Jose State	W	8-0 (5)	Moore
2/27	vs. San Jose State	W	6-0	Moore
2/27	vs. Santa Clara	W	1-0	Skillingstad
2/28	at Pacific	W	9-1	Moore
3/4	vs. North Carolina	W	1-0 (8)	Moore
3/4	vs. Virginia	L	2-3	Endicott
3/5	vs. #17 La.-Lafayette	W	5-2	Moore
3/5	vs. #1 Alabama	L	0-10 (5)	Moore
3/6	vs. Illinois	W	2-1	Skillingstad
3/6	vs. Illinois State	W	6-0 (6)	Moore
3/19	WEBER STATE	W	6-1	Moore
3/19	WEBER STATE	W	6-2	Rumfelt
3/20	UTAH STATE	W	11-3 (6)	Skillingstad
3/20	UTAH STATE	W	9-0 (5)	Moore
3/23	at Portland State	W	8-3	Rumfelt
3/23	at Portland State	W	4-2	Endicott
3/25	vs. UNLV	W	11-3 (5)	Moore
3/25	at Cal Poly	W	8-1	Rumfelt
3/26	vs. Fairfield	W	3-1	Skillingstad
3/26	vs. UNLV	W	8-4 (5)	Rumfelt
4/2	at #6 Washington	L	2-3	Moore
4/2	at #6 Washington	L	2-4	Skillingstad
4/3	at #6 Washington	W	8-0 (6)	Moore
4/8	#2 ARIZONA STATE	L	0-2	Moore
4/9	#2 ARIZONA STATE	L	5-10	Skillingstad
4/10	#2 ARIZONA STATE	W	2-1	Moore
4/15	at #13 California	L	0-5	Moore
4/16	at #13 California	L	0-2	Skillingstad
4/17	at #13 California	L	2-5	Moore
4/21	OREGON STATE	W	7-1	Moore
4/22	OREGON STATE	W	7-4	Rumfelt
4/23	OREGON STATE	W	8-1	Moore
4/29	at #9 Arizona	W	2-0	Moore
4/30	at #9 Arizona	W	12-6	Skillingstad
5/1	at #9 Arizona	L	6-7	Moore
5/6	#10 STANFORD	L	1-4	Moore
5/7	#10 STANFORD	W	2-0	Moore
5/8	#10 STANFORD	W	4-2	Moore
5/12	#12 UCLA	W	6-5	Moore
5/13	#12 UCLA	L	4-7	Moore
5/14	#12 UCLA	W	5-0	Rumfelt
5/20	vs. Albany &	W	3-1	Moore
5/21	vs. Fordham &	W	2-0	Moore
5/22	at Penn State &	W	3-1	Moore
5/27	at #3 Florida ^	L	1-9	Moore
5/28	at #3 Florida ^	L	0-7	Moore

& NCAA Regionals (State College, Pa.)
 ^ NCAA Super Regionals (Gainesville, Fla.)

2010

Head Coach: Mike White
 Season Record: 36-21 (Super Regional)
 Pac-10 Conference Record: 8-13 (T-6th)

Date	Opponent	W/L	Score	W/L Pitcher
2/12	vs. Notre Dame	W	4-1	Skillingstad
2/12	vs. Creighton	W	8-2	Moore
2/13	vs. San Diego State	L	3-4 (8)	Skillingstad
2/13	vs. Texas Tech	L	3-4	Moore
2/14	vs. Western Michigan	W	4-0	Rumfelt
2/14	vs. Cal State Northridge	W	3-2 (8)	Rumfelt
2/18	vs. BYU	L	0-5	Skillingstad
2/19	vs. Cal State Fullerton	W	6-0	Moore
2/19	vs. Long Beach State	W	9-1 (6)	Rumfelt
2/20	vs. Indiana	L	4-5	Skillingstad
2/21	vs. Illinois-Chicago	W	6-5 (9)	Moore
2/21	vs. San Diego	W	14-5	Endicott
2/25	vs. Utah	W	4-2	Skillingstad
2/25	vs. #19 Texas A&M	W	4-0	Moore
2/26	vs. Hawai'i	W	4-3	Moore
2/26	vs. Long Island	W	3-1	Endicott
3/5	vs. Long Beach State	W	1-0	Skillingstad
3/5	at San Diego State	L	2-5	Moore
3/6	vs. Cal Poly	W	2-0	Moore
3/13	Boise State	W	9-0 (5)	Moore
3/13	North Dakota	W	7-1	Skillingstad
3/14	North Dakota	W	12-0 (5)	Rumfelt
3/14	Boise State	W	3-1	Skillingstad
3/23	at Portland State	W	3-2	Moore
3/23	at Portland State	W	2-0	Skillingstad
3/25	Seattle	W	5-3	Skillingstad
3/25	Seattle	W	4-0 (6)	Moore
3/26	Idaho State	W	19-0 (5)	Rumfelt
3/26	Idaho State	W	13-0 (5)	Moore
4/1	at Oregon State	W	8-3	Moore
4/2	at Oregon State	L	6-7	Skillingstad
4/3	at Oregon State	W	6-5	Moore
4/9	#13 California	W	7-6 (9)	Skillingstad
4/0	#13 California	W	1-0	Skillingstad
4/1	#13 California	W	8-6 (9)	Moore
4/6	#1 Washington	L	2-9	Moore
4/7	#1 Washington	W	4-0	Skillingstad
4/8	#1 Washington	L	0-1	Moore
4/23	at #9 Arizona State	L	3-10	Moore
4/24	at #9 Arizona State	W	7-4	Skillingstad
4/25	at #9 Arizona State	L	0-3	Moore
4/30	at #5 UCLA	L	4-11	Moore
5/1	at #5 UCLA	L	2-10 (5)	Skillingstad
5/2	at #5 UCLA	L	2-10 (6)	Moore
5/5	Portland State	W	5-4	Endicott
5/5	Portland State	1-4	L	Moore
5/7	#3 Arizona	L	3-8	Endicott
5/8	#3 Arizona	W	2-1 (11)	Moore
5/9	#3 Arizona	L	0-11 (5)	Moore
5/13	at #15 Stanford	L	4-9	Endicott
5/14	at #15 Stanford	L	1-5	Skillingstad
5/15	at #15 Stanford	L	3-7	Moore
5/21	vs. Auburn &	W	1-0	Moore
5/22	at #7 Georgia Tech &	W	11-2 (5)	Moore
5/23	at #7 Georgia Tech &	W	4-3 (8)	Endicott
5/29	at #8 Missouri ^	L	0-1	Moore
5/30	at #8 Missouri ^	L	2-7	Moore

& NCAA Regionals (Atlanta, Ga.)
 ^ NCAA Super Regionals (Columbia, Mo.)

YEAR-BY-YEAR SCHEDULES AND RESULTS
2009

Head Coach: Kathy Arendsen
 Season Record: 16-34
 Pac-10 Conference Record: 3-18 (8th)

Date	Opponent	W/L	Score	W/L Pitcher
2/6	vs. UC Santa Barbara	L	4-2	Skillingstad
2/6	vs. Wichita State	L	15-12	Rumfelt
2/7	vs. Texas Tech	W	4-3 (8)	Skillingstad
2/7	vs. UTEP	W	4-2	Skillingstad
2/8	vs. Wagner	W	3-0 (5)	Skillingstad
2/13	vs. Cal State Fullerton	L	6-5	Rumfelt
2/13	vs. Kentucky	L	11-9	Rice
2/14	vs. #11 Northwestern	L	5-2	Rumfelt
2/14	vs. Hawai'i	W	3-2	Skillingstad
2/15	vs. Southern Mississippi	W	14-0 (5)	Skillingstad
2/19	vs. #20 North Carolina	L	3-0	Skillingstad
2/19	vs. #1 Alabama	L	5-0	Rice
2/20	vs. Texas	L	9-0 (5)	Skillingstad
2/21	vs. Georgia Tech	W	3-0	Skillingstad
2/21	vs. Nebraska	L	3-1	Endicott
2/27	vs. #12 Missouri	L	8-7 (9)	Rice
2/27	at San Diego State	L	5-4	Rumfelt
2/28	vs. Colorado State	L	1-0	Endicott
3/1	vs. Utah	W	2-0	Endicott
3/1	vs. UC Davis	W	3-0 (8)	Endicott
3/6	vs. Southern Utah	L	2-1	Skillingstad
3/7	vs. Southern Utah	L	10-5	Rice
3/7	at Nevada	L	8-7	Skillingstad
3/11	Portland State	L	7-5	Endicott
3/21	at Oregon State	L	2-1	Skillingstad
3/24	Seattle	W	10-7	Skillingstad
3/24	Seattle	W	9-0	Rumfelt
3/27	at #6 Arizona State	L	8-0	Skillingstad
3/28	at #11 Arizona	L	11-3	Rumfelt
3/29	at #11 Arizona	L	7-6	Rumfelt
4/1	Portland State	W	2-0	Skillingstad
4/3	#12 California	W	7-0	Skillingstad
4/4	#2 Stanford	L	11-0	Rumfelt
4/5	#2 Stanford	L	5-2	Skillingstad
4/10	Oregon State	W	3-2	Skillingstad
4/11	Oregon State	L	2-1	Rice
4/17	#4 Washington	L	2-0	Skillingstad
4/18	#3 UCLA	L	9-2	Rice
4/19	#3 UCLA	L	6-0	Skillingstad
4/22	at Portland State	W	3-1	Skillingstad
4/22	at Portland State	W	4-3	Rumfelt
4/24	at #4 Stanford	L	2-0 (9)	Skillingstad
4/25	at #15 California	L	7-2	Rumfelt
4/26	at #15 California	L	1-0	Skillingstad
5/1	at #2 UCLA	L	8-0	Skillingstad
5/2	at #4 Washington	L	11-0	Rumfelt
5/3	at #4 Washington	L	8-2	Skillingstad
5/7	#6 Arizona	W	2-1 (10)	Skillingstad
5/8	#9 Arizona State	L	5-1	Rumfelt
5/9	#9 Arizona State	L	5-1	Skillingstad

2008

Head Coach: Kathy Arendsen
 Season Record: 35-29 (Regional)
 Pac-10 Conference Record: 5-16 (8th)

Date	Opponent	W/L	Score	W/L Pitcher
2/8	vs. Colorado State	L	2-0	Cook
2/8	vs. Mississippi State	L	3-0	Rice
2/9	vs. Cal Poly	W	14-4	Rumfelt
2/9	vs. #6 Tennessee	L	5-0	Cook
2/10	vs. Cal State Northridge	W	2-0	Cook
2/15	vs. Kansas	L	6-1	Cook
2/15	vs. Northwestern State	W	13-2	Rumfelt
2/16	vs. Bradley	L	11-3	Rice
2/16	vs. South Carolina	W	3-0	Cook
2/17	vs. San Jose State	W	4-3	Rice
2/21	vs. #10 Baylor	L	8-4	Cook
2/22	vs. Long Island	W	2-1	Rumfelt
2/22	vs. #2 Northwestern	L	7-0	Rice
2/23	vs. #6 Oklahoma	W	1-0	Cook
2/23	vs. Michigan State	W	3-1	Rumfelt
2/24	vs. Pacific	W	10-0	Cook
2/28	at San Diego	W	2-0	Rice
2/29	vs. #22 Fresno State	L	4-1	Rice
2/29	vs. Harvard	W	6-0	Rice
3/1	vs. Cal State Bakersfield	W	6-0	Cook
3/2	vs. James Madison	W	7-2	Rice
3/2	vs. #20 San Diego State	L	3-2	Cook
3/5	Portland State	L	4-0	Cook
3/7	vs. Southern Utah	W	10-6	Rice
3/7	vs. #20 Ohio State	L	7-0	Cook
3/8	vs. Southern Utah	W	7-1	Rice
3/8	vs. UNLV	W	7-1	Rice
3/9	vs. New Mexico State	W	2-0	Rice
3/13	Northern Illinois	W	4-2	Cook
3/13	Northern Illinois	W	5-3	Rice
3/14	Mississippi Valley State	W	10-0	Rice
3/14	Mississippi Valley State	W	6-1	Cook
3/23	Idaho State	W	8-0	Rice
3/23	Idaho State	W	6-1	Cook
3/25	UC Davis	W	7-3	Cook
3/25	UC Davis	W	2-0	Rice
3/29	at #1 UCLA	L	2-0	Rice
3/30	at #1 UCLA	L	12-0	Cook
4/2	Oregon State	L	7-4	Rice
4/4	#1 Arizona State	L	3-2	Rice
4/5	#8 Arizona	L	5-1	Rice
4/6	#8 Arizona	W	3-2	Cook
4/11	at #22 California	L	3-2 (11)	Rice
4/12	at #8 Stanford	L	1-0	Rumfelt
4/12	at #8 Stanford	L	2-1	Cook
4/16	at Portland State	W	2-1	Rumfelt
4/16	at Portland State	W	7-1	Cook
4/18	at Oregon State	L	3-1	Rumfelt
4/25	at #8 Arizona	W	2-1	Cook
4/26	at #1 Arizona State	L	6-1	Rumfelt
4/27	at #1 Arizona State	L	9-0	Cook
4/29	at Oregon State	W	2-1	Cook
4/30	Portland State	W	8-4	Rumfelt
5/2	#8 Stanford	L	6-0	Rice
5/3	#22 California	L	6-1	Rumfelt
5/4	#22 California	W	4-1	Cook
5/8	#3 UCLA	L	3-1	Cook
5/9	#24 Washington	L	5-2	Cook
5/9	#24 Washington	L	7-1	Rice
5/10	#24 Washington	W	3-0	Cook
5/16	at #7 Oklahoma &	L	6-0	Cook
5/17	vs. Tulsa &	W	1-0	Cook
5/17	vs. Arkansas &	W	3-0	Rice
5/18	at #7 Oklahoma &	L	11-0	Cook

& NCAA Regionals (Norman, Okla.)

YEAR-BY-YEAR SCHEDULES AND RESULTS

2007

Head Coach: Kathy Arendsen
 Season Record: 44-19 (Regional)
 Pac-10 Conference Record: 7-14 (7th)

Date	Opponent	W/L	Score	W/L Pitcher
2/9	vs. Florida	L	2-1	Cook
2/9	vs. Long Beach State	W	3-0	Rice
2/10	vs. Cal State Northridge	W	3-2	Cook
2/10	vs. Syracuse	W	8-1	Rice
2/11	vs. Texas Tech	W	4-2	Cook
2/16	vs. UC Davis	W	8-0	Rice
2/16	vs. Seton Hall	W	14-0	Cook
2/17	vs. Florida International	W	13-4	Rice
2/17	vs. Cal State Fullerton	W	2-0	Cook
2/18	vs. Utah	W	6-0	Cook
2/22	at San Diego	W	7-4	Rice
2/23	vs. Long Beach State	W	7-1	Cook
2/23	vs. Siena	W	13-0	Rice
2/24	vs. North Dakota State	W	6-1	Rice
2/24	at San Diego State	W	3-2	Cook
2/25	vs. San Diego	W	6-0	Cook
3/1	vs. #23 Georgia	W	5-0	Cook
3/1	at #24 Hawai'i	W	7-1	Rice
3/2	vs. Kent State	W	1-0	Cook
3/2	vs. Saint Mary's	L	2-1	Rice
3/3	vs. Saint Mary's	W	10-1	Rice
3/4	vs. #23 Georgia	W	6-0	Rice
3/8	at UNLV	W	10-1	Cook
3/8	at UNLV	L	5-1	Rice
3/9	New Mexico State	W	8-3	Cook
3/9	Miami (Ohio)	W	5-0	Rice
3/10	Longwood	W	3-1	Cook
3/16	Utah State	W	8-0	Rice
3/16	Utah State	W	8-0	Cook
3/17	Towson	W	9-0	Rice
3/17	Towson	W	8-0	Cook
3/18	South Dakota State	W	6-0	Rice
3/18	South Dakota State	W	10-1	Cook
3/24	Idaho State	W	10-0	Cook
3/24	Idaho State	W	8-0	Rice
3/25	Utah Valley State	W	10-1	Rice
3/25	Utah Valley State	W	9-1	Rice
3/30	California*	W	4-3	Rice
3/31	#11 Stanford*	W	8-0	Rice
4/1	#11 Stanford*	L	15-4	Rice
4/6	#17 Oregon State*	L	9-7	Rice
4/7	#17 Oregon State*	W	4-3 (8)	Cook
4/13	#12 Washington*	L	7-2	Cook
4/14	#14 UCLA*	L	13-3	Rice
4/15	#14 UCLA*	L	5-1	Rice
4/18	Portland State	W	11-1	Rice
4/20	at #9 Arizona State*	L	4-2	Rice
4/21	at #3 Arizona*	L	4-1	Rice
4/22	at #3 Arizona*	L	9-1	Rice
4/25	at #13 Oregon State*	W	6-5	Rice
4/27	at #12 UCLA*	L	8-0	Rice
4/28	at #11 Washington*	L	6-4	Rice
4/29	at #11 Washington*	L	8-0	Rice
5/4	#4 Arizona*	L	6-2	Rice
5/5	#9 Arizona State*	L	8-0	Cook
5/6	#9 Arizona State*	W	6-5	Cook
5/10	at #16 Stanford*	W	5-4	Cook
5/11	at California*	W	8-2	Cook
5/12	at California*	L	4-2	Cook
5/18	vs. Penn State &	W	4-0	Cook
5/19	at South Carolina &	W	8-4	Cook
5/20	at South Carolina &	L	2-0	Cook
5/20	at South Carolina &	L	4-3	Rice

& NCAA Regionals (Columbia, S.C.)

2006

Head Coach: Kathy Arendsen
 Season Record: 24-29
 Pac-10 Conference Record: 5-16 (8th)

Date	Opponent	W/L	Score	W/L Pitcher
2/10	vs. #19 Florida	W	5-4	Harris
2/11	vs. #19 Florida	W	7-2	Harris
	vs. Texas A&M CC	W	8-0	Orange
2/12	at Houston	L	0-3	Orange
	vs. Kansas	W	3-1	Harris
2/17	vs. Utah State	L	6-7	Orange
	vs. #4 Tennessee	L	0-1	Harris
2/18	vs. Hawai'i	W	5-3	Rice
	vs. Colorado State	L	1-6	Harris
2/19	vs. Texas El Paso	W	8-0	Harris
2/23	vs. #10 Oklahoma	L	0-1	Harris
2/24	vs. #8 Texas A&M	W	13-7	Orange
	vs. #18 Baylor	L	6-9	Harris
2/25	vs. Ohio State	L	0-6	Rice
	vs. Oklahoma State	W	4-2	Harris
2/26	vs. Santa Barbara	W	3-0	Harris
3/3	vs. Loyola Marymount	W	3-2	Harris
	vs. San Diego State	L	1-4	Rice
3/4	vs. Northridge	W	15-8	Rice
	#25 Fresno State	W	5-0	Rice
3/5	at San Diego State	L	4-5	Rice
3/15	Portland State	W	6-5	Rice
3/24	Brigham Young	W	2-1	Rice
3/26	Akron	L	3-4	Rice
	#22 DePaul	W	7-0	Cook
3/28	UAB	W	3-2	Harris
	UAB	W	4-1	Cook
3/31	#9 Arizona State	L	1-2	Harris
4/1	#1 Arizona	L	1-4	Cook
4/4	#17 Oregon State	L	0-2	Cook
4/7	at #7 California	W	5-1	Harris
4/8	#8 Stanford	L	3-7	Cook
4/9	#8 Stanford	W	9-2	Rice
4/12	Portland State	W	2-0	Cook
4/21	#14 Washington	L	0-5	Rice
4/22	#1 UCLA	L	3-9	Cook
4/23	#1 UCLA	L	2-5	Rice
4/26	at #8 Oregon State	L	3-4	Orange
	at #8 Oregon State	L	1-2	Cook
4/28	#6 Stanford	W	9-0	Cook
4/29	#7 California	L	0-4	Cook
4/30	#7 California	L	0-6	Harris
5/2	Santa Clara	W	6-0	Cook
	Santa Clara	W	9-1	Rice
5/3	at Portland State	L	0-4	Harris
	at Portland State	L	2-3	Cook
5/5	#1 UCLA	L	0-7	Harris
5/6	#16 Washington	L	3-6	Cook
5/7	#16 Washington	W	2-1	Rice
5/11	at #3 Arizona	L	1-3	Harris
	at #3 Arizona	L	5-9	Cook
5/12	at #7 Arizona State	L	3-4	Harris
5/13	at #7 Arizona State	L	0-1	Cook

YEAR-BY-YEAR SCHEDULES AND RESULTS
2005

Head Coach: Kathy Arendsen
 Season Record: 36-25 (Regional)
 Pac-10 Conference Record: 7-14 (7th)

Date	Opponent	W/L	Score	W/L Pitcher
2/3	vs. IPFW	W	14-0	Cook
2/5	vs. Jacksonville	W	5-0	Cook
2/5	vs. Hawai'i	W	10-2	Harris
2/6	vs. #9 Washington	L	0-6	Harris
2/12	vs. Riverside	W	11-3	Nyhus
	vs. Texas State	W	7-1	Harris
2/13	vs. #8 Michigan	L	0-9	Cook
	vs. Oklahoma State	L	2-3	Harris
2/20	Portland State	W	2-1	Cook
	Portland State	L	5-6	Nyhus
2/25	vs. Creighton	L	1-4	Cook
	vs. #7 Alabama	L	0-3	Kontra
2/26	vs. Florida Atlantic	W	5-0	Harris
	vs. San Diego State	W	3-1	Cook
3/3	vs. Illinois-Chicago	W	9-0	Harris
	at Nevada-Las Vegas	L	2-3	Cook
3/4	vs. #25 Long Beach State	L	0-4	Harris
3/5	vs. Drake	W	4-3	Cook
3/9	Portland State	W	2-1	Harris
3/18	vs. Longwood	W	4-2	Harris
	vs. Georgia Southern	W	3-0	Harris
3/19	vs. UC Santa Barbara	L	0-1	Harris
	vs. Towson	W	2-0	Kontra
3/20	vs. Longwood	W	4-1	Kontra
	at San Diego State	W	2-0	Harris
3/25	Nevada	W	3-1	Kontra
	Nevada	W	3-1	Harris
3/26	Brigham Young	W	8-0	Kontra
	Brigham Young	W	4-0	Harris
4/1	#17 Washington*	L	3-4	Kontra
4/2	#7 UCLA*	W	3-1	Harris
	#7 UCLA*	W	2-1	Cook
4/6	at #13 Oregon State*	L	1-2	Harris
4/8	at #17 Arizona State*	W	1-0	Harris
4/9	at #2 Arizona*	L	1-8	Harris
4/10	at #2 Arizona*	L	1-8	Cook
4/11	Santa Clara	W	5-0	Kontra
	Santa Clara	W	5-0	Kontra
4/15	#3 California*	L	5-6	Harris
4/16	#8 Stanford*	L	7-17	Harris
4/17	#8 Stanford*	L	5-9	Harris
4/20	at Portland State	W	4-1	Cook
	at Portland State	W	6-2	Kontra
4/24	#9 Oregon State*	L	0-1	Harris
	#9 Oregon State*	L	1-2	Cook
4/29	#2 Arizona*	W	3-0	Harris
4/30	Arizona State*	L	1-2	Cook
5/1	Arizona State*	W	3-0	Harris
5/3	Portland State	W	4-0	Cook
5/5	at UC Davis	W	4-0	Cook
	at UC Davis	W	4-0	Harris
5/6	at #4 Stanford*	L	1-5	Harris
5/7	at #2 California*	L	0-1	Harris
5/8	at #2 California*	L	0-1	Harris
5/12	at #12 UCLA*	W	3-0	Harris
5/13	at #21 Washington*	W	3-0	Harris
5/14	at #21 Washington*	L	1-7	Harris
5/20	vs. #14 La.-Lafayette &	L	5-7	Harris
5/21	vs. Wichita State &	W	3-2	Harris
	at #14 La.-Lafayette &	W	3-1	Cook
5/22	vs. Oklahoma &	L	1-2	Harris

& NCAA Regionals (Norman, Okla.)

2004

Head Coach: Kathy Arendsen
 Season Record: 42-21 (Regional)
 Pac-10 Conference Record: 10-11 (6th)

Date	Opponent	W/L	Score	W/L Pitcher
2/6	vs. #10 Georgia\$	L	6-11	Nyhus
	vs. Florida Internat'IS	W	9-1	Nyhus
2/7	vs. Florida Atlantic\$	L	0-3	Meashintubby
	vs. Iowa State\$	W	8-0	Nyhus
2/13	vs. #14 Fullerton@	W	10-1	Nyhus
	vs. #15 Texas A&M@	L	3-8	Nyhus
2/14	vs. Ohio State@	L	1-3	Harris
	vs. Northridge@	W	6-1	Meashintubby
2/15	vs. #11 Texas@	W	4-1	Nyhus
2/20	vs. Hawai'i#	W	5-2	Meashintubby
	vs. #14 Fresno State#	W	1-0	Nyhus
2/21	vs. Sacramento State#	W	3-0	Meashintubby
2/27	vs. Penn State!	W	2-0	Nyhus
	vs. S. Mississippi!	W	13-3	Meashintubby
2/28	vs. S. Mississippi!	W	12-1	Harris
	at #23 Texas A&M!	W	4-1	Nyhus
2/29	vs. Penn State!	W	2-0	Meashintubby
3/4	vs. Rutgers%	W	6-0	Meashintubby
3/4	vs. Temple%	W	6-2	Harris
3/5	vs. Jacksonville%	W	4-1	Harris
	vs. Northwestern%	W	9-8	Kontra
3/6	vs. Coastal Carolina%	L	1-2	Kontra
3/12	vs. Southern Utah&	L	3-4	Harris
	vs. Jacksonville&	W	8-1	Nyhus
3/13	at UNLV&	W	2-1	Nyhus
	vs. Long Island Univ.&	W	9-1	Meashintubby
3/21	Missouri	L	0-8	Nyhus
	Missouri	W	4-3	Meashintubby
3/23	Kansas	W	1-0	Meashintubby
3/24	Kansas	W	9-0	Harris
3/26	#16 Oregon State*	W	9-8	Nyhus
3/27	Utah State	L	4-5	Meashintubby
	Utah State	W	2-0	Nyhus
3/31	at Portland State	W	5-2	Meashintubby
	at Portland State	W	1-0	Nyhus
4/2	at #3 California*	W	4-0	Nyhus
4/3	at #11 Stanford*	W	1-0	Nyhus
4/4	at #11 Stanford*	L	1-6	Nyhus
4/9	at #15 Oregon State*	W	2-0	Nyhus
4/10	at #15 Oregon State*	L	3-7	Nyhus
4/16	at #7 Washington*	W	2-1	Nyhus
4/17	at #3 UCLA*	W	4-3	Nyhus
4/18	at #3 UCLA*	L	2-3	Nyhus
4/23	ARIZONA STATE*	W	1-0	Nyhus
4/24	#1 ARIZONA*	L	1-6	Nyhus
4/25	#1 ARIZONA*	W	1-0	Nyhus
4/30	#3 UCLA*	L	0-2	Nyhus
5/1	#7 WASHINGTON*	W	10-2	Nyhus
5/2	#7 WASHINGTON*	L	0-1	Nyhus
5/5	PORTLAND STATE	W	1-0	Harris
	PORTLAND STATE	W	3-2	Meashintubby
5/7	at #1 Arizona*	L	0-5	Harris
5/8	at Arizona State*	L	0-1	Meashintubby
5/9	at Arizona State*	L	0-3	Nyhus
5/14	#7 STANFORD*	W	1-0	Nyhus
5/15	#3 CALIFORNIA*	L	1-3	Harris
	#3 CALIFORNIA*	L	2-5	Nyhus
5/20	vs. Bethune-Cookman &	W	1-0	Nyhus
5/21	vs. #17 South Florida &	W	12-0	Nyhus
5/22	vs. #4 Florida State &	L	4-5	Meashintubby
5/22	vs. #17 South Florida &	W	2-1	Nyhus
5/23	vs. #4 Florida State &	W	1-0	Nyhus
	vs. #4 Florida State &	L	0-2	Nyhus

& NCAA Regionals (Tallahassee, Fla.)

YEAR-BY-YEAR SCHEDULES AND RESULTS

2003

Head Coach: Kathy Arendsen
 Season Record: 37-19 (Regional)
 Pac-10 Conference Record: 10-11 (T-3rd)

Date	Opponent	W/L	Score	W/L Pitcher
1/31	vs. Texas A&M CCS	W	10-0	Meashintubby
	vs. Texas Tech\$	W	2-1	Harris
2/1	vs. SW Texas State\$	W	2-1	Kontra
	vs. Houston\$	W	2-1	Vidlund
2/2	vs. Arkansas\$	L	3-1	Harris
2/7	vs. S.E. Louisiana@	W	3-0	Kontra
	vs. Florida State@	W	3-1	Harris
2/8	vs. Georgia@	W	3-2	Harris
	vs. Florida A&M@	W	11-4	Kontra
2/14	vs. UC Santa Barbara#	L	2-0	Meashintubby
2/15	vs. Cal State Northridge#	L	6-5	Vidlund
	vs. Michigan#	W	8-7	Vidlund
2/16	vs. San Diego State#	L	1-0	Harris
2/22	vs. Texas Tech!	W	1-0	Meashintubby
	vs. Houston!	W	6-3	Kontra
2/23	vs. Kentucky!	W	5-1	Harris
	vs. Texas-San Antonio!	L	8-7	Harris
3/7	vs. Georgia Tech%	W	2-1	Harris
	vs. San Jose State%	W	3-0	Meashintubby
3/8	vs. Santa Clara%	W	3-0	Kontra
	vs. Minnesota%	W	3-2	Kontra
3/9	vs. California%	L	6-0	Harris
3/15	at Oregon State*	W	10-2	Harris
3/28	at Arizona State*	L	2-0	Harris
3/29	at Arizona*	L	4-1	Harris
3/30	at Arizona*	L	8-0	Meashintubby
4/4	at Stanford*	W	3-2	Vidlund
4/5	at California*	L	4-0	Harris
4/6	at California*	L	4-1	Harris
4/9	vs. Portland State	W	7-2	Harris
	vs. Portland State	W	3-2	Vidlund
4/11	vs. Washington*	L	9-0	Harris
4/12	UCLA*	W	5-4	Harris
4/13	UCLA*	L	9-3	Meashintubby
4/16	at Portland State	W	4-0	Harris
	at Portland State	W	5-0	Harris
4/18	vs. Oregon State*	W	2-1	Harris
4/19	vs. Oregon State*	L	7-3	Harris
4/22	vs. Nevada	W	6-1	Harris
	vs. Nevada	W	4-0	Meashintubby
4/25	vs. Arizona*	L	8-0	Harris
4/26	vs. Arizona State*	W	5-2	Harris
4/27	vs. Arizona State*	W	3-0	Harris
5/2	at UCLA*	L	4-3	Harris
5/3	at Washington*	W	6-5	Vidlund
5/4	at Washington*	W	6-5	Meashintubby
5/9	vs. California*	W	9-1	Meashintubby
5/10	vs. Stanford*	W	7-0	Harris
	vs. Stanford*	L	5-1	Meashintubby
5/15	vs. Penn State^	W	10-8	Meashintubby
5/16	vs. Oklahoma State &	L	2-1	Harris
5/16	vs. San Diego State &	W	4-1	Meashintubby
5/17	vs. Cal State Fullerton &	W	2-1	Harris
5/17	vs. Oklahoma State &	W	7-6	Vidlund
5/18	vs. Louisiana-Lafayette &	W	9-2	Harris
5/18	vs. Louisiana-Lafayette &	L	6-4	Vidlund

& NCAA Regionals (Fullerton, Calif.)

2002

Head Coach: Brent Rincon
 Season Record: 24-30
 Pac-10 Conference Record: 2-19 (8th)

Date	Opponent	W/L	Score	W/L Pitcher
2/1	vs. Houston	L	2-0	McMurren
	vs. Texas Tech	W	7-2	Kontra
2/2	vs. SW Texas State	W	3-1	Kontra
	vs. Texas A&M CC	W	6-1	Meashintubby
2/3	vs. Texas Tech	L	9-1	McMurren
2/15	vs. Cal Poly	L	8-5	Kontra
	vs. Central Michigan	W	9-8	Meashintubby
2/16	vs. Alabama	W	8-3	Kontra
	vs. Kansas	W	9-7	McMurren
2/17	vs. Kent State	W	4-0	Meashintubby
2/23	vs. Arkansas	L	5-1	Kontra
2/24	vs. Arkansas	W	3-0	Meashintubby
	vs. Arkansas	L	8-5	McMurren
3/1	vs. Utah State	W	4-1	McMurren
	vs. Utah	L	7-2	Meashintubby
3/2	vs. BYU	L	8-7	Meashintubby
	vs. Southern Utah	W	9-1	McMurren
3/3	vs. Eastern Kentucky	W	7-2	Kontra
3/8	vs. Boston College	W	3-0	Kontra
	vs. UNLV	W	6-4	Meashintubby
3/9	vs. Boston College	W	3-1	McMurren
3/10	vs. Notre Dame	L	3-9	Kontra
3/23	vs. COLORADO State	W	5-2	McMurren
3/24	vs. COLORADO State	W	4-0	Meashintubby
	vs. COLORADO State	L	0-2	Kontra
3/26	vs. UNLV	W	1-0	Meashintubby
	vs. UNLV	W	5-0	McMurren
3/29	at Oregon State*	L	0-2	Meashintubby
3/30	at Oregon State*	L	2-3	Kontra
4/2	OREGON STATE*	L	0-1	McMurren
4/5	STANFORD*	L	3-4	Kontra
4/6	CALIFORNIA*	L	2-3	McMurren
4/7	CALIFORNIA*	L	0-7	Kontra
4/10	vs. Arizona State*	L	1-9	Meashintubby
4/10	at Portland State	W	6-0	Meashintubby
	at Portland State	L	0-2	McMurren
4/13	ARIZONA*	L	0-2	Kontra
	ARIZONA*	L	1-8	McMurren
4/19	at Washington*	L	0-6	Kontra
4/20	at UCLA*	L	0-7	McMurren
4/21	at UCLA*	L	1-3	Kontra
4/24	vs. PORTLAND State	W	7-1	Meashintubby
	vs. PORTLAND State	W	4-2	McMurren
4/26	at Arizona*	L	3-11	McMurren
4/27	at Arizona State*	W	4-2	Kontra
4/28	at Arizona State*	L	0-6	Meashintubby
4/30	vs. Hawai'i	L	4-5	Kontra
	vs. Hawai'i	W	5-4	McMurren
5/3	UCLA*	L	1-2	McMurren
5/4	WASHINGTON*	L	2-6	Kontra
5/5	WASHINGTON*	L	0-8	McMurren
5/10	at California*	L	2-3	McMurren
5/11	at Stanford*	L	1-10	Kontra
5/12	at Stanford*	W	4-0	McMurren

YEAR-BY-YEAR SCHEDULES AND RESULTS
2001
Head Coach: Rick Gamez
Season Record: 28-40
Pac-10 Conference Record: 1-20 (8th)

Date	Opponent	W/L	Score	W/L Pitcher
2/2	vs. Texas A&M CC at Southwest Texas	W L	5-0 2-3	McMurren Vidlund
2/3	vs. Texas A&M CC vs. Baylor	W W	11-3 4-0	Vidlund Wangler
2/4	vs. Baylor vs. Southwest Texas	L W	2-6 3-2	Vidlund McMurren
2/9	vs. Texas Tech vs. Utah	W W	8-0 4-1	Wangler McMurren
2/10	vs. Nebraska vs. Massachusetts	L L	1-2 0-1	Wangler McMurren
2/11	vs. Wisconsin vs. Texas	W L	2-0 5-6	Vidlund Wangler
2/16	vs. Wisconsin vs. Nebraska	W L	3-2 0-7	Vidlund McMurren
2/17	vs. Kansas vs. Loyola Marymount	W L	8-6 4-7	Meashintubby McMurren
2/18	vs. Central Michigan	W	1-0	Vidlund
2/23	vs. Southern Illinois vs. New Mexico State	W W	4-1 7-6	McMurren Vidlund
2/24	vs. Iowa State vs. Houston	W W	6-2 6-0	Vidlund Meashintubby
2/25	vs. Baylor vs. Texas A&M CC	L W	0-3 8-0	Wangler McMurren
3/2	vs. Long Beach State vs. Cal State Fullerton	W L	11-7 0-6	McMurren Wangler
3/3	vs. Pacific vs. San Jose State	L L	1-2 1-2	McMurren Meashintubby
3/4	vs. Minnesota vs. New Mexico	L L	1-3 0-3	Vidlund McMurren
3/9	vs. Virginia Tech vs. Miami University vs. Long Beach State	W W W	3-2 8-2 7-2	Wangler Vidlund McMurren
3/10	vs. Purdue vs. California vs. Virginia Tech	W L L	2-1 0-6 7-8	McMurren Wangler McMurren
3/26	at Santa Clara at Santa Clara	L W	1-0 3-1	McMurren Vidlund
3/28	at State Mary's at State Mary's	L W	5-6 3-2	McMurren Vidlund
3/30	ARIZONA*	L	1-11	McMurren
4/1	ARIZONA STATE* ARIZONA STATE*	W L	4-0 1-10	Wangler McMurren
4/3	at Portland State at Portland State	L L	2-4 7-8	Vidlund McMurren
4/6	at Stanford	L	0-8	Wangler
4/7	at California	L	0-4	McMurren
4/8	at California	L	4-9	Vidlund
4/13	vs. SAN JOSE STATE vs. SAN JOSE STATE	W W	9-1 4-1	Wangler Meashintubby
4/14	OREGON STATE OREGON STATE	L L	0-8 2-11	Wangler McMurren
4/20	WASHINGTON	L	1-10	Vidlund
4/21	UCLA	L	3-4	Wangler
4/22	UCLA	L	3-6	Vidlund
4/24	at Oregon State	L	3-4	McMurren
4/27	at Arizona State	L	0-6	Wangler
4/28	at Arizona	L	0-8	Vidlund
4/29	at Arizona	L	1-6	McMurren
5/3	at UC Riverside at UC Riverside	W W	10-0 9-1	Meashintubby Vidlund
5/4	at UCLA	L	4-6	McMurren
5/5	at Washington	L	0-11	Wangler
5/6	at Washington	L	2-6	McMurren
5/9	PORTLAND STATE PORTLAND STATE	L W	2-4 7-0	Meashintubby McMurren
5/11	CALIFORNIA	L	4-7	McMurren
5/12	STANFORD STANFORD	L L	0-6 1-5	Wangler Meashintubby

2000
Head Coach: Rick Gamez
Season Record: 36-29 (Regional)
Pac-10 Conference Record: 6-15 (T-7th)

Date	Opponent	W/L	Score	W/L Pitcher
2/11	vs. Tulsa vs. Bethune-Cookman vs. Southwest Texas	W W W	13-0 13-5 10-2	Vidlund Vidlund McMurren
2/12	vs. Texas-Arlington	W	11-3	McMurren
2/13	vs. Southern Mississippi	L	0-3	Vidlund
2/18	vs. Utah vs. Florida International	L W	0-1 11-0	McMurren Vidlund
2/19	vs. Fordham vs. Notre Dame	W W	11-0 11-3	Vidlund McMurren
2/20	vs. Nebraska	L	2-6	McMurren
2/25	vs. Florida vs. Wichita State	L W	2-5 13-0	McMurren Vidlund
2/26	vs. New Mexico State vs. California* vs. Texas Tech	L L W	1-5 1-12 3-1	McMurren Vidlund Haag
2/27	vs. Illinois-Chicago	L	5-6	McMurren
3/3	vs. Colorado State	W	6-2	Vidlund
3/4	vs. Cal State Fullerton vs. San Diego State	L W	3-4 7-4	McMurren Vidlund
3/16	vs. Middle-Tennessee State vs. Texas A&M	W L	9-0 2-5	Vidlund McMurren
4/17	vs. Utah State vs. San Jose State	W W	13-0 9-1	McMurren Vidlund
4/18	vs. Utah State vs. Portland State	W W	9-1 8-0	McMurren Vidlund
4/19	vs. Sacramento State vs. California*	W L	8-2 0-3	Vidlund McMurren
4/21	at Sacramento State at Sacramento State	W L	2-0 3-4	McMurren Vidlund
3/22	at Santa Clara at Santa Clara	W W	7-0 10-1	McMurren Haag
3/24	vs. Texas A&M CC vs. Texas A&M C	W W	8-0 9-0	McMurren Vidlund
3/26	SIMON FRASER	W	4-1	McMurren
3/31	at Arizona*	L	2-3	McMurren
4/1	at Arizona State*	W	10-0	Haag
4/2	at Arizona State*	L	3-7	Vidlund
4/7	UCLA*	L	0-6	McMurren
4/8	WASHINGTON*	L	1-6	Haag
4/9	WASHINGTON*	L	0-1	McMurren
4/11	OREGON STATE*	L	0-2	McMurren
4/12	at Portland State at Portland State	W W	7-4 7-5	Vidlund McMurren
4/14	at California*	W	3-2	McMurren
4/15	at Stanford*	W	3-1	McMurren
4/16	at Stanford*	W	3-2	Vidlund
4/19	vs. Hawai'i vs. Hawai'i	L W	6-9 6-1	McMurren Vidlund
4/25	PORTLAND STATE PORTLAND STATE	W W	8-0 3-2	(Vilund) McMurren
4/28	ARIZONA STATE*	W	1-0	McMurren
4/29	ARIZONA*	L	0-2	Vidlund
4/30	ARIZONA*	W	1-0	McMurren
5/2	at Oregon State* at Oregon State*	L L	1-2 1-3	McMurren Vidlund
5/5	STANFORD*	L	1-2	McMurren
5/6	CALIFORNIA*	L	0-4	Vidlund
5/7	CALIFORNIA*	W	4-0	McMurren
5/12	at Washington*	L	0-9	Vidlund
5/13	at UCLA* at UCLA*	L L	2-5 4-12	McMurren Haag
5/18	vs. Southern Mississippi & vs. Northwestern State &	L W	0-3 4-1	McMurren McMurren
5/20	vs. Louisiana-Lafayette & vs. Southern Mississippi &	W L	4-3 1-3	Vidlund McMurren
5/21	vs. Southern Mississippi & & NCAA Regionals (Baton Rouge, La.)	L		

YEAR-BY-YEAR SCHEDULES AND RESULTS

1999

Head Coach: Rick Gamez
 Season Record: 40-29 (Regional)
 Pac-10 Conference Record: 10-18 (T-6th)

Date	Opponent	W/L	Score	W/L Pitcher
2/12	vs. Texas-San Antonio	L	3-4	Cook
	vs. Southern Mississippi	L	2-5	Haag
2/13	vs. Oklahoma State	W	13-1	McMurren
	vs. Texas Arlington	W	13-2	Cook
2/14	vs. Oklahoma	L	2-3	McMurren
2/19	vs. Bowling Green	W	6-0	Cook
	vs. Wisconsin	W	5-0	Haag
2/20	vs. UNLV	W	12-5	Cook
	vs. Hawai'i	L	2-4	McMurren
2/21	vs. Utah State	W	5-0	Smith
2/26	at Loyola Marymount	W	7-2	McMurren
	at Loyola Marymount	W	7-0	Haag
2/27	vs. Cal State Northridge	W	6-5	Haag
	vs. San Diego State	W	4-0	Cook
2/28	vs. San Diego State	W	9-3	McMurren
	vs. Cal State Northridge	L	6-7	Cook
3/5	vs. Santa Clara	W	6-1	Cook
	vs. Northwestern	L	1-3	McMurren
3/6	vs. Illinois State	W	12-4	Haag
	at Cal State Fullerton	W	4-3	Cook
3/7	vs. Auburn	W	6-2	Haag
	vs. Pacific	W	6-4	McMurren
3/13	vs. OREGON TECH	W	8-0	Cook
	vs. OREGON TECH	W	6-0	Haag
3/19	vs. San Jose State	W	2-0	Haag
	vs. Nebraska	W	7-2	Cook
	vs. SE Missouri State	W	9-2	Christie
	vs. Rutgers	W	17-2	McMurren
3/20	vs. Michigan	L	3-7	Cook
	vs. Oklahoma State	W	10-2	McMurren
	vs. Southern Illinois	L	3-6	Christie
3/23	at Santa Clara	W	12-1	Cook
	at Santa Clara	W	6-2	McMurren
3/26	at Arizona*	L	1-9	Cook
	at Arizona*	L	6-11	McMurren
3/27	at Arizona State*	W	8-1	Cook
	at Arizona State*	W	7-2	Haag
4/3	OREGON STATE*	W	6-5	Cook
	OREGON STATE*	W	1-0	McMurren
4/10	at California*	L	1-9	Cook
	at California*	W	7-0	McMurren
4/11	at Stanford*	L	2-3	McMurren
	at Stanford*	L	3-4	Cook
4/14	PORTLAND STATE	W	8-4	McMurren
	PORTLAND STATE	W	5-3	Haag
4/17	UCLA*	L	1-6	McMurren
	UCLA*	L	1-16	Haag
4/18	WASHINGTON*	L	5-8	McMurren
	WASHINGTON*	L	2-5	Haag
4/22	at Portland State	W	4-0	McMurren
	at Portland State	L	4-5	McMurren
4/24	ARIZONA*	W	2-1	McMurren
	ARIZONA*	L	5-6	Haag
4/25	ARIZONA STATE*	L	1-9	McMurren
	ARIZONA STATE*	W	9-6	McMurren
4/27	SIMON FRASER	W	4-3	Smith
5/1	at UCLA*	L	2-5	Smith
	at UCLA*	W	5-2	McMurren
5/2	at Washington*	L	0-11	Smith
	at Washington*	W	4-3	McMurren
5/8	STANFORD*	L	1-10	McMurren
	STANFORD*	W	2-0	Cook
5/9	CALIFORNIA*	L	6-10	Haag
	CALIFORNIA*	L	0-3	McMurren
5/15	at Oregon State*	L	2-3	Cook
	at Oregon State*	L	1-2	McMurren
5/20	at Illinois-Chicago &	L	0-1	McMurren
5/21	vs. Texas &	W	6-0	Cook
5/22	vs. Michigan State &	L	1-9	McMurren

& NCAA Regionals (Chicago, Ill.)

1998

Head Coach: Rick Gamez
 Season Record: 40-31 (Regional)
 Pac-10 Conference Record: 10-18 (5th)

Date	Opponent	W/L	Score	W/L Pitcher
2/13	vs. Fresno State	L	4-9	Cook
	vs. Florida State	W	2-0	Christie
2/14	vs. Tennessee	W	4-2	Cook
	vs. Purdue	L	3-6	Birnbaum
2/15	vs. Cal State-Fullerton	L	1-2	Cook
2/20	vs. Colorado State	W	9-2	Cook
2/21	vs. Bowling Green	W	9-7	Birnbaum
	vs. Utah	W	8-2	Cook
	vs. Hawai'i	L	4-9	Cook
2/22	at UNLV	W	4-3	Cook
2/27	vs. Kent State	W	7-4	Smith
	at New Mexico	W	10-5	Cook
2/28	vs. New Mexico State	W	5-1	Cook
	vs. Purdue	W	10-6	Smith
3/1	vs. Kent State	W	11-3	Smith
	vs. New Mexico	W	7-0	Cook
	vs. New Mexico State	L	2-6	Cook
3/7	at Santa Clara	W	2-1	Smith
	vs. Saint Mary's	W	4-2	Cook
3/8	at Santa Clara	W	2-0	Smith
	vs. Northwestern	L	0-2	Cook
3/13	PORTLAND STATE	W	9-1	Cook
	PORTLAND STATE	W	8-0	Smith
3/14	OREGON STATE*	W	2-0	Cook
	OREGON STATE*	W	5-3	Cook
3/19	vs. Texas A&M	L	4-6	Cook
	vs. Iowa	L	2-3	Cook
3/20	vs. Pacific	W	4-3	Smith
	vs. Kansas	L	6-8	Cook
3/21	vs. Central Michigan	W	12-8	Birnbaum
	vs. Pacific	W	10-7	Birnbaum
	vs. Kansas	W	9-1	Cook
3/22	vs. Ohio State	L	0-9	Smith
3/24	at Saint Mary's	W	15-1	Cook
	at Saint Mary's	W	10-0	Smith
3/27	SIMON FRASER	W	4-1	Cook
	SIMON FRASER	W	6-0	Smith
3/28	ARIZONA*	L	0-2	Cook
	ARIZONA*	L	11-18	Smith
3/29	ARIZONA STATE*	W	13-2	Cook
	ARIZONA STATE*	L	3-5	Smith
4/4	CALIFORNIA*	W	3-2	Cook
	CALIFORNIA*	W	5-3	Smith
4/5	STANFORD*	W	6-1	Cook
	STANFORD*	L	0-4	Smith
4/8	at Portland State	W	10-6	Birnbaum
	at Portland State	L	6-9	Smith
4/11	at Oregon State*	L	2-6	Cook
	at Oregon State*	L	1-4	Smith
4/18	at UCLA*	W	6-5	Cook
	at UCLA*	L	4-10	Smith
4/19	at Washington*	L	1-7	Cook
	at Washington*	L	0-7	Cook
4/24	at Arizona*	L	0-8	Cook
	at Arizona*	L	1-13	Smith
4/25	at Arizona State*	W	5-2	Cook
	at Arizona State*	W	9-1	Cook
4/29	OREGON STATE*	L	4-7	Cook
	OREGON STATE*	W	7-1	Smith
5/2	UCLA *	L	4-7	Cook
	UCLA*	W	3-1	Smith
5/3	WASHINGTON*	W	11-8	Smith
	WASHINGTON*	L	2-6	Smith
5/9	at California*	L	0-2	Cook
	at California*	L	0-8	Smith
5/10	at Stanford*	L	0-1	Cook
	at Stanford*	L	0-3	Smith
5/15	vs. Iowa &	L	2-5	Cook
5/16	vs. Coastal Carolina &	W	11-3	Cook
	vs. Iowa &	W	10-9	Smith
5/17	at Nebraska &	L	7-9	Cook

& NCAA Regionals (Lincoln, Neb.)

YEAR-BY-YEAR SCHEDULES AND RESULTS
1997
Head Coach: Rick Gamez
Season Record: 24-35-1
Pac-10 Conference Record: 9-19 (T-6th)

Date	Opponent	W/L	Score	W/L Pitcher
2/13	vs. Texas	L	9-11	Cook
2/14	vs. Purdue	W	7-2	P. Martinez
	vs. Cal State Fullerton	L	3-11	Cook
2/15	vs. Florida State	W	6-1	P. Martinez
	vs. Ohio State	L	3-4	Christie
2/16	vs. UC Santa Barbara	W	6-2	P. Martinez
2/21	vs. Loyola Marymount	W	7-1	P. Martinez
	vs. Bowling Green	W	12-3	Cook
2/22	vs. New Mexico	W	10-2	Cook
	vs. UNLV	L	7-9	Cook
2/23	vs. Southwest Texas	W	12-3	Cook
2/27	vs. Oregon State	L	0-8	P. Martinez
2/28	vs. Oklahoma State	L	3-9	P. Martinez
	at San Diego State	L	0-1	Cook
	UCLA	L	0-19	P. Martinez
3/1	vs. Loyola Marymount	W	6-4	Cook
	vs. Illinois-Chicago	L	2-3	Cook
3/2	vs. Ball State	L	4-7	Cook
3/22	at UCLA*	L	1-13	Cook
	at UCLA*	L	0-8	P. Martinez
3/23	at Loyola Marymount	L	0-1	Cook
	at Loyola Marymount	L	0-5	P. Martinez
3.26	at Fresno State	L	2-10	P. Martinez
	at Fresno State	L	0-8	Cook
3/28	at Saint Mary's	W	17-3	Cook
	at Saint Mary's	L	7-8	P. Martinez
3/39	at Saint Mary's	W	8-2	Cook
	at Saint Mary's	W	8-3	Christie
4/2	at Oregon State*	L	0-8	P. Martinez
	at Oregon State*	T	0-0	Cook
4/5	at California*	L	0-4	Cook
	at California*	W	13-8	Cook
4/6	at Stanford*	L	1-2	Cook
	at Stanford*	W	3-2	Cook
4/12	ARIZONA*	L	0-5	Cook
	ARIZONA*	L	1-12	P. Martinez
4/13	ARIZONA STATE*	L	6-8	Cook
	ARIZONA STATE*	W	5-3	Christie
4/21	SIMON FRASER	W	5-4	Cook
	SIMON FRASER	W	9-6	Christie
4/23	at Washington*	L	0-5	Cook
	at Washington*	L	0-6	Christie
4/26	UCLA*	L	0-2	Cook
	UCLA*	L	4-8	Christie
4/27	vs. Portland State	W	7-1	Cook
	vs. Portland State	W	8-4	Christie
4/30	vs. Oregon State*	L	0-5	Cook
	vs. Oregon State*	L	3-4	P. Martinez
5/2	at Arizona*	L	3-5	Cook
	at Arizona*	L	1-9	Christie
5/3	at Arizona State*	W	8-2	Cook
	at Arizona State*	L	7-8	P. Martinez
5/6	vs. Washington*	W	4-0	Cook
	vs. Washington*	L	7-9	Cook
5/8	at Oregon State*	W	5-2	P. Martinez
	at Oregon State*	W	5-1	Cook
5/10	vs. Stanford*	W	5-0	Cook
	vs. Stanford*	L	1-7	P. Martinez
5/11	vs. California*	W	5-3	Cook
	vs. California*	L	3-4	Cook

1996
Head Coach: Tami Brown
Season Record: 21-30
Pac-10 Conference Record: 5-18 (7th)

Date	Opponent	W/L	Score	W/L Pitcher
2/16	vs. Massachusetts	L	8-9	Kampfer
	vs. Nevada- Las Vegas	L	11-14	Woods
	vs. Illinois State	W	10-8	Woods
2/17	vs. Ohio State	W	14-5	Kampfer
	vs. Cal State Fullerton	L	6-13	Woods
2/18	vs. Utah State	W	5-3	Kampfer
2/23	vs. Utah State	L	3-8	Kampfer
	vs. Hawai'i	L	2-10	Woods
2/24	vs. Akron	W	5-3	Cook
	vs. Utah	L	3-4	Woods
2/25	vs. Hawai'i	W	11-9	Cook
3/1	vs. Hawai'i	L	2-5	Cook
	vs. Princeton	W	7-0	Woods
3/2	vs. Notre Dame	L	2-9	Martinez
	vs. Florida State	L	0-1	Woods
3/3	vs. Oklahoma	L	2-4	Woods
3/9	at Stanford*	W	1-0	Woods
	at Stanford*	L	1-2	Cook
3/10	at California*	L	0-3	Woods
	at California*	W	2-0	Martinez
3/23	at UCLA*	L	2-4	Cook
	at UCLA*	L	2-4	Martinez
3/24	at Loyola Marymount	L	1-5	Cook
	at Loyola Marymount	W	5-1	Martinez
3/27	vs. Toledo	W	4-3	Cook
	vs. Toledo	W	3-2	Cook
4/6	OREGON STATE*	W	10-2	Cook
	OREGON STATE*	L	1-3	Cook
4/9	vs. OREGON TECH	L	0-2	Cook
	vs. OREGON TECH	W	8-2	Martinez
4/11	at Western Washington	W	7-3	Cook
	at Western Washington	W	2-1	Cook
4/12	at Puget Sound	W	5-2	Cook
	at Puget Sound	W	7-0	Martinez
4/14	ARIZONA STATE*	W	2-0	Cook
	ARIZONA STATE*	W	9-3	Martinez
4/20	CALIFORNIA*	L	0-5	Cook
4/27	WASHINGTON*	L	0-8	Martinez
	WASHINGTON*	L	4-9	Cook
4/28	UCLA*	L	1-8	Martinez
	UCLA*	L	5-9	Martinez
4/30	PORTLAND STATE	W	1-0	Cook
	PORTLAND STATE	W	5-2	Martinez
5/2	at Washington*	L	0-8	Cook
	at Washington*	L	0-12	Martinez
5/4	at Arizona*	L	3-10	Christie
	at Arizona*	L	0-7	Christie
5/5	at Arizona State*	L	1-5	Kampfer
	at Arizona State*	L	4-5	Christie
5/11	ARIZONA*	L	1-6	Kampfer
	ARIZONA*	L	0-11	Kampfer

YEAR-BY-YEAR SCHEDULES AND RESULTS

1995

Head Coach: Tami Brown
 Season Record: 25-26
 Pac-10 Conference Record: 12-15 (5th)

Date	Opponent	W/L	Score	W/L Pitcher
2/17	vs. Utah	W	3-1	McGillivray
	vs. Oklahoma State	W	4-3	McGillivray
2/18	vs. Florida State	L	2-3	McGillivray
	vs. Cal State Fullerton	L	1-2	McGillivray
	vs. Purdue	W	10-9	Martinez
2/19	vs. Michigan	L	3-4	McGillivray
2/24	vs. Utah State	W	5-3	McGillivray
	vs. Pacific	W	3-2	McGillivray
2/25	vs. Toledo	L	2-3	Kampfer
	vs. UNLV	L	1-3	McGillivray
2/26	vs. Oregon State	L	1-4	McGillivray
	vs. Toledo	L	1-2	Kampfer
3/3	SIMON FRASER	W	4-3	Kampfer
	SIMON FRASER	W	10-6	Kampfer
3/18	at Arizona*	L	1-17	Kampfer
	at Arizona*	L	0-14	Kampfer
3/19	at Arizona State*	L	0-3	Kampfer
	at Arizona State*	L	4-5	Kampfer
3/21	at Fresno State	L	0-10	Kampfer
3/25	vs. Nebraska	L	0-1	Kampfer
	vs. Cal Poly SLO	W	2-1	Kampfer
	vs. Hawai'i	W	2-0	Kampfer
	vs. Oklahoma	L	2-6	Kampfer
4/1	ARIZONA STATE*	L	2-4	Kampfer
	ARIZONA STATE*	W	9-2	Kampfer
4/2	STANFORD*	W	6-0	Kampfer
	STANFORD*	W	3-1	Kampfer
4/5	at Oregon State*	L	3-4	Kampfer
	at Oregon State*	W	2-0	Kampfer
4/14	UCLA*	L	0-7	Kampfer
4/15	WASHINGTON*	L	0-4	Kampfer
	WASHINGTON*	L	0-6	Kampfer
4/19	OREGON STATE*	W	3-2	Kampfer
	OREGON STATE*	W	6-3	Kampfer
4/22	at Washington*	L	0-4	Kampfer
	at Washington*	L	0-9	Kampfer
4/23	at Puget Sound	W	8-7	Kampfer
	at Puget Sound	W	7-3	Kampfer
4/29	at Stanford*	W	7-2	Kampfer
	at Stanford*	W	5-2	Kampfer
4/30	at California*	W	2-0	Kampfer
	at California*	W	2-0	Kampfer
5/1	UCLA*	L	1-13	Kampfer
	UCLA*	L	0-5	Martinez
5/3	at Oregon State*	W	5-1	Kampfer
	at Oregon State*	W	9-2	Kampfer
5/6	CALIFORNIA*	L	1-8	Kampfer
	CALIFORNIA*	W	3-2	Kampfer
5/7	ARIZONA*	L	0-10	Kampfer
	ARIZONA*	L	1-5	Kampfer
5/9	vs. Oregon Tech	W	12-2	Kampfer

1994

Head Coach: Tami Brown
 Season Record: 38-22 (Regional)
 Pac-10 Conference Record: 12-12 (4th)

Date	Opponent	W/L	Score	W/L Pitcher
2/18	vs. Fresno State	L	2-3	Taylor
	vs. Utah State	W	13-5	Taylor
2/19	vs. UNLV	L	2-4	Taylor
	vs. Illinois State	W	4-3	Taylor
2/20	vs. Michigan	W	2-1	Taylor
	vs. Michigan	L	0-2	Hickson
2/25	vs. Hawai'i	L	0-2	Hickson
	vs. Utah State	W	3-2	Taylor
2/26	vs. Sacramento State	W	4-0	Taylor
	vs. Pacific	W	7-3	Hickson
2/27	vs. UNLV	W	5-3	Taylor
	vs. South Carolina	W	4-0	Hickson
	vs. Hawai'i	L	1-3	Taylor
3/12	LINFIELD	W	10-0	Taylor
	LINFIELD	W	8-1	Hickson
3/13	at Oregon State*	W	3-0	Taylor
	at Oregon State*	W	8-1	Hickson
3/19	at Santa Clara	W	17-0	Taylor
	at Santa Clara	W	4-1	Kampfer
3/22	at California*	L	0-10	Taylor
	at California*	W	1-0	Taylor
3/24	vs. Minnesota	L	2-3	Taylor
	vs. Massachusetts	W	3-2	Taylor
3/25	vs. Cal State Northridge	L	0-3	Taylor
	vs. Utah State	W	7-6	Taylor
3/26	vs. Oklahoma State	L	1-4	Taylor
3/29	at UCLA*	L	0-1	Taylor
	at UCLA*	L	0-2	Taylor
4/1	OREGON STATE*	W	2-1	Taylor
	OREGON STATE*	W	3-2	Kampfer
4/2	WASHINGTON*	W	0-2	Taylor
	WASHINGTON*	L	1-7	Taylor
4/16	CALIFORNIA*	W	2-0	Taylor
	CALIFORNIA*	W	3-2	Hickson
4/17	vs. WESTERN OREGON	W	4-0	Kampfer
	vs. WESTERN OREGON	W	11-0	Simonsen
4/20	SIMON FRASER	W	3-0	Taylor
	SIMON FRASER	W	8-0	Hickson
4/22	PACIFIC LUTHERAN	W	1-0	Taylor
	PACIFIC LUTHERAN	W	6-0	Hickson
4/23	ARIZONA STATE*	L	3-8	Taylor
	ARIZONA STATE*	W	5-2	Hickson
4/24	ARIZONA*	L	2-11	Taylor
	ARIZONA*	L	7-10	Hickson
4/27	PORTLAND STATE	W	10-0	Taylor
	PORTLAND STATE	W	3-1	Kampfer
4/30	at Washington*	L	3-4	Taylor
	at Washington*	W	4-1	Hickson
5/1	at Puget Sound	W	4-1	Taylor
	at Puget Sound	W	7-0	Kampfer
5/6	at Arizona State*	L	1-3	Taylor
	at Arizona State*	W	5-4	Hickson
5/7	at Arizona*	L	1-7	Hickson
	at Arizona*	L	3-13	Taylor
5/11	UCLA*	W	3-2	Taylor
	UCLA*	L	2-1	Hickson
5/20	vs. California ^	W	3-2	Taylor
5/21	vs. Fresno State ^	L	0-1	Taylor
	vs. California ^	W	2-1	Taylor
5/22	vs. Fresno State ^	L	0-5	Taylor

YEAR-BY-YEAR SCHEDULES AND RESULTS
1993
Head Coach: Tami Brown
Season Record: 18-16
Pac-10 Conference Record: 8-8 (5th)

Date	Opponent	W/L	Score	W/L Pitcher
2/26	vs. Sacramento State	L	2-7	Dumoski
	vs. UNLV	L	0-7	Taylor
3/5	vs. Sacramento State	W	1-0	Taylor
	vs. Long Beach State	L	0-8	Dumoski
	vs. State Mary's	W	2-1	Dumoski
3/6	vs. Notre Dame	W	5-2	Taylor
	vs. San Jose State	W	2-1	Taylor
	vs. San Jose State	L	1-2	Dumoski
3/7	vs. State Mary's	W	13-4	Dumoski
3/20	at California*	W	1-0	Taylor
	at California*	L	1-3	Taylor
3/21	at Stanford*	W	19-0	Dumoski
	at Stanford*	W	11-1	Brooks
3/22	at State Mary's	W	10-1	Taylor
	at State Mary's	W	8-0	Dumoski
3/24	vs. Utah	L	3-4	Taylor
3/25	vs. Oklahoma State	L	2-5	Taylor
3/26	vs. UNLV	L	5-7	Taylor
3/27	vs. Fresno State	L	1-2	Taylor
3/28	vs. Cal Poly-Pomona	W	2-1	Taylor
3/29	at UCLA*	L	0-3	Taylor
	at UCLA*	L	1-2	Taylor
4/3	at Washington*	W	3-2	Taylor
	at Washington*	W	11-1	Taylor
4/16	at Oregon State*	L	2-3	Taylor
4/21	at Portland State	W	5-0	Taylor
	at Portland State	W	6-0	Taylor
4/24	WASHINGTON*	L	4-7	Taylor
4/27	OREGON STATE*	W	5-1	Taylor
	OREGON STATE*	W	4-0	Taylor
4/30	at Arizona State*	L	0-3	Taylor
	at Arizona State*	W	5-2	Taylor
5/1	at Arizona*	L	0-3	Taylor
	at Arizona*	L	0-9	Taylor

1992
Head Coach: Tami Brown
Season Record: 26-28
Pac-10 Conference Record: 5-13 (5th)

Date	Opponent	W/L	Score	W/L Pitcher
2/28	vs. UNLV	W	1-0	Taylor
	vs. Southern Utah	W	9-1	Dumoski
	vs. SW Louisiana	W	2-1	Taylor
2/29	vs. Cal Poly Pomona	L	2-3	Godwin
	vs. Southern Utah	W	13-5	Brooks
3/1	vs. SW Louisiana	L	1-6	Taylor
3/8	at State Mary's	W	12-1	Dumoski
	at State Mary's	W	7-1	Taylor
3/9	at California*	L	1-4	Taylor
	at California*	L	1-6	Godwin
3/13	at Willamette	W	3-1	Taylor
	at Willamette	W	15-0	Godwin
3/14	at Oregon State*	L	2-3	Taylor
	at Oregon State*	W	5-0	Taylor
3/15	PACIFIC LUTHERAN	W	6-2	Godwin
	PACIFIC LUTHERAN	W	6-0	Taylor
3/20	vs. SE Louisiana	W	11-2	Godwin
	vs. Oklahoma State	L	0-4	Taylor
3/21	vs. Colorado State	L	1-3	Godwin
	vs. Texas-San Antonio	W	5-0	Dumoski
3/22	vs. Sam Houston State	L	2-4	Taylor
3/24	vs. Texas A&M	L	2-1	Taylor
	vs. Cal State Fullerton	L	2-0	Godwin
3/25	vs. Cal State Northridge	L	0-1	Taylor
	vs. Cal State Northridge	L	2-6	Godwin
3/26	vs. UNLV	L	0-10	Taylor
	vs. Utah	L	1-4	Taylor
3/27	vs. Western Illinois	L	2-3	Taylor
3/28	vs. Fresno State	L	1-8	Dumoski
	vs. Ohio State	L	2-8	Godwin
4/3	OREGON STATE*	W	3-0	Taylor
	OREGON STATE*	W	5-0	Taylor
4/11	at Arizona State*	L	8-9	Taylor
	at Arizona State*	L	1-2	Taylor
4/12	at Arizona*	L	0-6	Dumoski
	at Arizona*	L	2-3	Taylor
4/18	PORTLAND STATE	L	0-1	Taylor
	PORTLAND STATE	W	4-1	Godwin
4/19	UCLA*	L	1-4	Taylor
	UCLA*	L	1-4	Godwin
4/20	SIMON FRASER	W	2-0	Taylor
	SIMON FRASER	W	3-2	Dumoski
4/24	STANFORD*	W	11-0	Dumoski
	STANFORD*	W	11-1	Taylor
	STANFORD*	W	10-0	Godwin
4/25	ARIZONA*	L	0-6	Taylor
	ARIZONA*	L	0-1	Godwin
	STANFORD	W	4-0	Taylor
4/26	ARIZONA STATE*	W	1-0	Taylor
	ARIZONA STATE*	L	1-3	Godwin
5/1	SACRAMENTO STATE	W	1-0	Taylor
	SACRAMENTO STATE	W	5-3	Dumoski
5/2	CALIFORNIA*	L	0-2	Taylor
	CALIFORNIA*	W	1-0	Godwin

YEAR-BY-YEAR SCHEDULES AND RESULTS

1991

Head Coach: Tami Brown
 Season Record: 29-29
 Pac-10 Conference Record: 4-16 (5th)

Date	Opponent	W/L	Score	W/L Pitcher
2/14	vs. Ohio State	W	8-1	Taylor
	at Arizona State	L	6-2	Wiese
2/15	vs. Minnesota	W	10-4	Wiese
	vs. Cal State Fullerton	L	7-2	Wiese
	vs. Cal State Northridge	W	4-0	Taylor
2/16	vs. Cal State Long Beach	L	5-2	Wiese
	vs. Univ. of the Pacific	W	12-5	Taylor
2/17	UCLA	L	5-1	Wiese
3/1	vs. Oklahoma State	L	8-3	Taylor
	vs. Texas-Arlington	W	3-2	Wiese
3/2	vs. New Mexico State	W	8-0	Taylor
	vs. McNeese State	W	5-0	Wiese
	vs. Wisconsin-Green Bay	W	2-1	Wiese
3/3	TOLEDO	W	8-0	Taylor
	TOLEDO	W	4-1	Wiese
3/18	SACRAMENTO STATE	W	3-1	Taylor
	SACRAMENTO STATE	L	4-0	Wiese
3/21	vs. Kent State	W	2-1	Taylor
	vs. Cal State-Fullerton	L	8-3	Dumoski
3/22	vs. Oklahoma State	L	2-1	Wiese
3/23	vs. UNLV	L	1-0	Taylor
	vs. Colorado State	W	5-4	Wiese
3/24	vs. Oregon State	W	7-0	Wiese
	vs. Cal Poly Pomona	L	3-1	Taylor
3/25	at UCLA*	L	5-0	Taylor
	at UCLA*	L	10-0	Wiese
3/27	at Cal State Northridge	L	3-2	Taylor
	at Cal State Northridge	W	7-6	Dumoski
3/30	at California*	L	3-0	Dumoski
	at California*	L	2-0	Taylor
4/12	STANFORD*	W	11-0	Taylor
	STANFORD*	W	12-0	Dumoski
4/13	ARIZONA*	L	3-2	Taylor
	ARIZONA*	L	5-0	Taylor
4/14	ARIZONA STATE*	L	6-5	Taylor
	ARIZONA STATE*	L	5-0	Dumoski
4/16	OREGON STATE*	W	4-1	Taylor
	OREGON STATE*	W	7-1	Dumoski
4/20	at Portland State	L	4-2	Taylor
	at Portland State	L	6-5	Taylor
4/21	UCLA*	L	7-0	Taylor
	UCLA*	L	4-0	Dumoski
4/23	at Oregon State*	W	12-3	Dumoski
	at Oregon State*	W	5-3	Taylor
4/26	at Arizona State*	L	10-3	Taylor
	at Arizona State*	L	8-2	Poore
4/27	at Arizona*	L	9-0	Dumoski
	at Arizona*	L	8-2	Poore
4/30	SIMON FRASER	W	6-0	Taylor
	SIMON FRASER	W	8-0	Dumoski
5/1	PORTLAND STATE	W	1-0	Taylor
	PORTLAND STATE	W	12-2	Dumoski
5/4	CALIFORNIA*	L	4-0	Dumoski
	CALIFORNIA*	L	1-0	Dumoski
5/5	OREGON STATE*	W	4-0	Dumoski
	OREGON STATE*	W	10-0	Dumoski
5/6	at Oregon State*	W	3-2	Dumoski
	at Oregon State*	W	13-0	Poore

1990

Head Coach: Tami Brown
 Season Record: 35-23 (Regional)
 Pac-10 Conference Record: 9-9 (T-3rd)

Date	Opponent	W/L	Score	W/L Pitcher
2/8	at Loyola Marymount	W	13-0	Wiese
2/10	vs. Cal State Fullerton	W	4-3	Wiese
	vs. Cal Poly Pomona	L	5-1	Larson
2/11	vs. Fresno State	L	8-0	Wiese
	vs. Cal Poly-Pomona	L	5-2	Larson
2/12	at Arizona State*	L	2-0	Poore
	at Arizona State*	W	3-0	Wiese
2/13	at Arizona*	L	4-1	Wiese
	at Arizona*	L	10-5	Larson
2/15	vs. Minnesota	L	10-5	Poore
	vs. California	W	2-1	Wiese
2/16	vs. Ohio State	W	6-3	Poore
	vs. Pacific	W	5-2	Wiese
	vs. Long Beach State	L	5-2	Poore
2/17	vs. USInternational	W	5-1	Wiese
	vs. Oklahoma	W	1-0	Larson
2/18	vs. Minnesota	W	1-0	Wiese
	vs. Arizona	W	2-1	Wiese
	UCLA	L	2-0	Wiese
3/18	at California*	L	6-0	Wiese
	at California*	L	3-0	Poore
3/19	at State Mary's	W	14-0	Poore
	at State Mary's	W	12-1	Larson
3/20	at Santa Clara	L	2-1	Poore
	at Santa Clara	W	3-0	Wiese
3/22	vs. Bowling Green	W	6-3	Poore
	vs. Fresno State	W	1-0	Wiese
3/23	vs. Utah	L	3-0	Poore
	vs. US International	W	2-1	Wiese
3/24	vs. Cal State Fullerton	L	1-0	Wiese
3/26	at UC Santa Barbara	W	1-0	Wiese
	at UC Santa Barbara	W	4-2	Poore
3/27	at UCLA*	L	1-0	Wiese
	at UCLA*	W	3-0	Wiese
3/28	at Cal State Northridge	W	3-2	Wiese
	at Cal State Northridge	L	4-0	Wiese
3/31	at Sacramento State	L	2-1	Wiese
	at Sacramento State	W	2-0	Wiese
4/14	ARIZONA*	L	3-0	Wiese
	ARIZONA*	L	3-0	Wiese
4/15	at Portland State	W	1-0	Wiese
	at Portland State	W	6-0	Poore
4/21	PORTLAND STATE	W	3-0	Wiese
	PORTLAND STATE	W	4-3	Poore
4/30	ARIZONA STATE*	W	2-1	Wiese
	ARIZONA STATE*	L	1-0	Poore
5/2	PORTLAND STATE	W	7-1	Wiese
	PORTLAND STATE	L	3-2	Poore
5/3	at Oregon State*	W	7-0	Wiese
	at Oregon State*	W	7-0	Poore
5/4	CALIFORNIA*	W	1-0	Wiese
	CALIFORNIA*	W	1-0	Wiese
5/8	OREGON STATE*	W	2-1	Wiese
	OREGON STATE*	W	1-0	Poore
5/9	at Oregon State*	W	2-1	Wiese
	at Oregon State*	W	1-0	Poore
5/18	at Ohio State &	L	2-0	Wiese
	vs. Kent State &	L	3-0	Wiese

& NCAA Midwest Regional (Columbus, Ohio)

YEAR-BY-YEAR SCHEDULES AND RESULTS
1989

Head Coach: Teresa Wilson
 Season Record: 54-18 (Women's College World Series)
 Pac-10 Conference Record: 13-7 (2nd)

Date	Opponent	W/L	Score	W/L Pitcher
2/3	vs. San Francisco	W	11-2	Wiese
2/5	at Cal State Northridge	W	1-0	Wiese
	vs. San Francisco	W	5-1	Larson
2/13	at Arizona State*	W	3-0	Wiese
	at Arizona State*	W	2-1	Larson
2/14	at Arizona*	W	5-3	Wiese
	at Arizona*	W	2-1	Larson
2/16	vs. Bowling Green	W	9-1	Wiese
2/17	vs. Long Beach State	W	3-0	Wiese
	vs. California	L	0-1	Larson
	vs. Utah	W	2-1	Wiese
2/18	vs. New Mexico State	W	6-2	Larson
	vs. Kansas	W	4-0	Wiese
2/19	vs. Kansas	W	9-4	Wiese
	vs. Nebraska	W	2-1	Wiese
	vs. Arizona	W	5-3	Wiese
3/2	vs. Minnesota	L	0-1	Wiese
	vs. Fresno State	L	3-5	Larson
	vs. Oklahoma State	W	2-0	Wiese
3/3	vs. Louisiana	W	10-5	Larson
	vs. Oklahoma	W	7-0	Wiese
	at New Mexico State	L	3-4	Wiese
3/20	at Santa Clara	W	2-1	Larson
	at Santa Clara	W	11-1	Meyer
3/21	at San Francisco	W	4-0	Larson
	at San Francisco	W	5-3	Manning
3/22	vs. Bowling Green	L	1-5	Larson
3/23	vs. Fresno State	L	1-4	Wiese
	vs. Nebraska	W	3-1	Wiese
3/24	vs. Arizona	L	2-3	Wiese
	vs. Northwestern	W	10-0	Wiese
3/26	vs. New Mexico State	W	3-0	Wiese
3/28	at San Diego State	W	3-0	Wiese
	at San Diego State	W	4-0	Larson
3/29	at U.S. International	W	3-0	Wiese
	at U.S. International	W	3-1	Wiese
3/30	at UCLA*	L	0-1	Wiese
	at UCLA*	W	1-0	Wiese
4/1	at California*	L	3-4	Wiese
	at California*	L	1-7	Larson
4/2	at State Mary's	W	10-0	Wiese
	at State Mary's	W	6-0	Wiese
4/8	at Portland State	W	6-1	Wiese
	at Portland State	L	3-4	Larson
4/9	CALIFORNIA*	L	1-2	Wiese
	CALIFORNIA*	W	4-0	Wiese
4/15	ARIZONA*	W	4-3	Wiese
	ARIZONA*	L	0-3	Wiese
4/16	PACIFIC	W	5-0	Wiese
	PACIFIC	W	8-0	Wiese
4/21	LINFIELD	W	8-1	Wiese
4/22	at Oregon State*	W	6-0	Wiese
	at Oregon State*	W	10-0	Wiese
4/23	at Portland State	W	2-1	Wiese
	at Portland State	W	8-1	Wiese
4/29	ARIZONA STATE*	W	1-0	Wiese
	ARIZONA STATE*	W	2-1	Wiese
4/30	OREGON STATE	W	Forfeit	None
	OREGON STATE	W	Forfeit	None
5/2	PORTLAND STATE	W	4-2	Wiese
	PORTLAND STATE	W	1-0	Wiese
5/6	UCLA*	L	2-3	Wiese
	UCLA*	L	0-2	Wiese
5/7	OREGON STATE*	W	4-0	Wiese
	OREGON STATE*	W	4-0	Wiese
5/19	at Massachusetts & vs. Connecticut &	W	2-0	Wiese
	vs. Connecticut &	L	1-2	Wiese
5/20	vs. Connecticut &	W	3-2	Wiese
	vs. Connecticut &	W	6-0	Wiese
5/24	vs. Cal Poly-Pomona \$	L	0-1	Wiese
5/26	vs. South Carolina \$	W	1-0	Wiese
5/27	vs. Arizona \$	L	0-4	Wiese

& NCAA Regionals (Amherst, Mass.)

\$ Women's College World Series (Sunnyvale, Calif.)

1988

Head Coach: Teresa Wilson
 Season Record: 32-26
 Pac-10 Conference Record: 9-11 (3rd)

Date	Opponent	W/L	Score	W/L Pitcher
2/19	vs. Kansas	L	2-1	Voeller
	vs. Cal State Fullerton	L	1-0	Jones
	vs. Bowling Green	W	5-3	Voeller
2/20	vs. Cal State Northridge	W	2-0	Jones
	vs. UC Santa Barbara	W	3-1	Voeller
2/21	at Arizona	L	6-0	Jones
	vs. California	W	5-4	Jones
	at Arizona	L	6-3	Voeller
2/27	OREGON STATE*	W	2-0	Voeller
	OREGON STATE*	W	4-0	Jones
3/3	vs. Cal State Fullerton	L	3-2	Voeller
	at New Mexico State	L	2-1	Jones
	vs. Oklahoma	W	3-0	Voeller
3/4	vs. Wichita State	W	11-0	Jones
	vs. New Mexico State	L	2-1	Jones
3/5	vs. Utah	W	3-0	Jones
	vs. Arizona State	L	6-0	Voeller
3/8	PORTLAND STATE	W	2-0	Voeller
3/11	ARIZONA*	L	4-0	Voeller
	ARIZONA*	W	3-0	Jones
3/12	ARIZONA STATE*	L	2-1	Jones
	ARIZONA STATE*	W	2-0	Voeller
3/18	LINFIELD	L	1-0	Voeller
3/20	at UCLA*	L	1-0	Voeller
	at UCLA*	W	2-0	Jones
3/21	at UC Riverside	W	3-2	Jones
	at UC Riverside	W	1-0	Jones
3/24	vs. UC Santa Barbara	W	3-0	Voeller
	vs. Fresno State	L	4-0	Jones
3/25	vs. Oklahoma State	L	4-2	Jones
	vs. Utah	W	7-0	Voeller
3/26	vs. Arizona	L	6-0	Voeller
	vs. Toledo	W	10-3	Voeller
3/30	at California*	W	3-2	Voeller
	at California*	L	2-1	Jones
3/31	at Pacific	L	4-0	Voeller
	vs. San Diego State	L	4-2	Jones
4/1	vs. Oregon State	W	1-0	Voeller
	vs. U.S.I.U.	W	4-2	Jones
4/2	vs. San Francisco	W	2-0	Voeller
	vs. San Diego State	W	7-0	Jones
	at Pacific	W	2-1	Jones
4/9	at Oregon State*	W	7-2	Jones
	at Oregon State*	L	3-0	Jones
4/15	at Arizona*	L	5-4	Jones
	at Arizona*	L	1-0	Jones
4/18	at Arizona State*	W	1-0	Voeller
	at Arizona State*	L	2-1	Jones
4/23	OREGON STATE*	W	3-0	Voeller
	OREGON STATE*	W	3-1	Jones
4/25	at Portland State	W	6-0	Voeller
	at Portland State	W	2-1	Jones
4/26	PORTLAND STATE	W	1-0	Voeller
	PORTLAND STATE	W	1-0	Jones
5/7	at UCLA*	L	3-2	Voeller
	at UCLA*	L	5-1	Jones
5/8	vs. California*	L	4-1	Voeller
	vs. California*	W	1-0	Jones

YEAR-BY-YEAR SCHEDULES AND RESULTS

1987

Head Coach: Teresa Wilson

Season Record: 23-30

Pac-10 Conference Record: 2-8 (5th)

Date	Opponent	W/L	Score	W/L Pitcher
3/5	vs. San Diego State	L	3-0	Voeller
	vs. San Diego State	L	2-1	Voeller
3/6	vs. San Diego State	W	2-0	Voeller
	vs. Creighton	L	8-2	Schroeder
	vs. Utah	L	1-0	Voeller
3/8	UCLA	L	7-0	Schroeder
	vs. Colorado State	W	4-2	Voeller
3/15	PACIFIC LUTHERAN	W	4-3	Schroeder
	PACIFIC LUTHERAN	L	1-0	Voeller
3/20	LINFIELD	W	1-0	Voeller
	LINFIELD	W	6-1	Schroeder
3/23	at Arizona State*	L	9-1	Voeller
	at Arizona State*	L	2-0	Schroeder
3/24	at Arizona*	L	4-0	Voeller
	at Arizona*	L	8-0	Schroeder
3/26	vs. Lewis & Clark	W	8-2	Voeller
3/27	vs. Dominquez Hills	L	3-2	Voeller
	at Hayward State	W	5-4	Schroeder
3/28	vs. Northridge State	L	2-0	Voeller
	vs. Sonoma State	L	5-3	Schroeder
	vs. Mankato State	W	2-0	Voeller
3/29	vs. Dominquez Hills	L	7-0	Voeller
3/30	at Sacramento State	L	3-2	Voeller
	at Sacramento State	W	4-1	Schroeder
3/31	at San Francisco	W	2-1	Voeller
	at San Francisco	W	2-1	Voeller
4/1	at Sonoma State	L	4-1	Voeller
	at Sonoma State	L	4-3	Schroeder
4/9	PORTLAND STATE	W	6-1	Voeller
	PORTLAND STATE	W	7-1	Schroeder
4/13	at Portland State	W	4-0	Voeller
	at Portland State	W	5-3	Schroeder
4/16-18	vs. San Francisco	L	3-1	Voeller
	vs. California*	L	2-1	Voeller
	vs. San Francisco	W	3-1	Schroeder
	vs. Oregon State*	L	2-1	Voeller
	vs. Pacific	L	3-0	Schroeder
	vs. Arizona*	L	4-1	Voeller
	vs. California*	L	5-3	Schroeder
4/21	PORTLAND STATE	W	8-1	Voeller
	PORTLAND STATE	W	8-0	Schroeder
4/26	CALIFORNIA*	L	4-2	Voeller
	CALIFORNIA*	W	6-0	Schroeder
4/27	UCLA*	L	6-3	Voeller
	UCLA*	L	2-0	Schroeder
4/29	OREGON STATE*	W	2-0	Voeller
	OREGON STATE*	L	3-0	Schroeder
5/4	OREGON STATE*	W	1-0	Voeller
	OREGON STATE*	L	2-1	Schroeder
5/5	at Portland State	W	9-1	Voeller
	at Portland State	W	12-0	Schroeder
5/9	PACIFIC UNIVERSITY	L	4-1	Voeller
	PACIFIC UNIVERSITY	L	2-1	Schroeder

1986

Head Coach: Teresa Wilson

Season Record: 17-30

Conference Record: 2-8

Date	Opponent	W/L	Score	W/L Pitcher
3/5	at Nevada-Reno	L	2-5	Voeller
	at Nevada-Reno	W	2-1	Schroeder
3/6	vs. Oklahoma City	L	1-8	Schroeder
	vs. Oklahoma City	L	0-1	Schroeder
3/7	vs. Oklahoma State	L	1-6	Schroeder
	vs. Wichita State	W	5-1	Schroeder
	UCLA	L	0-4	Voeller
3/8	vs. UNLV	L	0-3	Schroeder
	vs. Mesa	W	3-2	Voeller
	vs. Fresno State	L	1-3	Schroeder
3/14	vs. Western Oregon	W	10-1	Schroeder
3/18	at Oregon State*	L	0-2	Schroeder
	at Oregon State*	L	3-5	Voeller
3/?	vs. Linfield	W	3-1	Voeller
3/23	at Sonoma State	W	4-0	Schroeder
	at Sonoma State	L	0-1	Schroeder
3/24	at San Francisco*	L	1-2	Schroeder
	at San Francisco*	W	1-0	Voeller
3/25	at Cal State Hayward	W	9-8	Voeller
	at Cal State Hayward	W	3-2	Voeller
3/26	at San Jose State*	L	2-3	Schroeder
	at San Jose State*	L	1-14	Voeller
3/28	at Fresno State*	L	0-8	Voeller
	at Fresno State*	L	6-12	Schroeder
4/1	at Sacramento State	L	2-5	Schroeder
	at Sacramento State	W	3-1	Voeller
	at Chico State	W	3-2	Voeller
	at Chico State	L	5-6	Schroeder
4/4	PORTLAND STATE	L	1-5	Voeller
	PORTLAND STATE	W	9-0	Schroeder
4/8	at Portland State	L	0-2	Schroeder
	at Portland State	W	2-0	Voeller
4/11	FRESNO STATE*	L	0-2	Schroeder
	FRESNO STATE*	L	1-6	Voeller
4/13	CALIFORNIA*	L	0-7	Schroeder
	CALIFORNIA*	L	1-4	Schroeder
4/17	vs. Arizona	L	0-6	Voeller
4/18	at U. of Pacific	L	0-10	Schroeder
	vs. Santa Barbara	L	1-4	Voeller
4/21	at California*	L	0-7	Schroeder
	at California*	L	1-4	Voeller
4/26	PORTLAND STATE	W	1-0	Voeller
5/3	at Oregon State*	L	0-2	Voeller
	at Oregon State*	W	1-0	Voeller
5/4	LINFIELD	W	1-0	Voeller
	LINFIELD	L	0-2	Schroeder
5/6	at Linfield	W	1-0	Voeller
	at Linfield	W	7-0	Schroeder

YEAR-BY-YEAR SCHEDULES AND RESULTS
1985
Head Coach: P.J. Harlin
Season Record: 19-25

Opponent	W/L	Score
Oregon State	L	0-6
Oregon State	L	0-6
Fresno State	L	1-5
UCLA	L	0-1
Chapman	W	2-0
Portland State	L	0-1
Portland State	L	1-4
Puget Sound	W	4-0
Western Oregon	W	2-1
Pacific	W	3-2
Portland State	L	0-3
Portland State	L	0-3
Portland State	W	1-0
Santa Clara	W	3-1
Santa Clara	W	5-4
San Francisco	L	1-7
San Francisco	L	0-4
Fresno State	L	0-4
Fresno State	L	0-3
State Mary's	W	2-1
Hayward State	W	4-2
Portland State	W	4-2
Stanford	W	1-0
Nevada	L	0-3
State Mary's	L	0-1
Nevada	W	3-0
Lewis & Clark	W	3-0
Lewis & Clark	W	10-1
Portland State	W	3-2
Portland State	L	0-1
Oregon State	L	0-3
Oregon State	L	3-4
Western Oregon	W	3-0
Western Oregon	L	0-4
Oregon State	L	1-2
Oregon State	W	3-0
California	L	0-2
California	L	0-2
Oregon State	L	2-5
Oregon State	L	2-3
Lewis & Clark	W	9-4
Lewis & Clark	W	8-0
Portland State	L	0-1
Portland State	L	0-1

1984
Head Coach: P.J. Harlin
Season Record: 17-33

Opponent	W/L	Score
Oregon State	L	0-1
Oregon State	L	0-1
Santa Clara	W	10-0
Santa Clara	W	10-3
Fresno State	L	0-3
Fresno State	L	2-4
California	L	0-2
California	L	1-7
San Francisco State	W	1-0
San Francisco State	L	1-4
San Francisco	W	2-0
San Francisco	L	0-1
Sacramento State	W	1-0
Sacramento State	W	4-2
Chico State	L	0-1
Chico State	L	0-2
Portland State	W	4-3
Portland State	W	3-2
Portland State	L	2-3
Portland State	L	2-4
Nevada	L	2-5
San Francisco	L	0-3
Arizona	L	0-9
San Diego	L	0-3
Pacific	L	0-1
Fresno State	L	0-12
Lewis & Clark	W	7-0
Lewis & Clark	W	3-1
Pacific	W	1-0
Pacific	W	1-0
Oregon State	L	1-4
Oregon State	W	2-0
Oregon State	L	0-2
Oregon State	L	0-2
San Francisco	L	0-1
San Francisco	L	1-3
Pacific	L	0-2
Pacific	L	0-1
Pacific	W	4-1
Pacific	W	1-0
Fresno State	L	0-1
Santa Barbara	L	0-3
California	L	0-1
Oregon State	L	1-5
Pacific	L	0-4
San Francisco	L	0-1
Lewis & Clark	W	2-1
Lewis & Clark	W	5-1
Oregon State	L	0-2
Oregon State	L	0-1

YEAR-BY-YEAR SCHEDULES AND RESULTS

1983

Head Coach: P.J. Harlin
Season Record: 6-21

Opponent	W/L	Score
Linfield	W	14-1
Linfield	W	11-1
Oregon State	L	1-6
Oregon State	L	1-3
Portland State	L	2-6
Portland State	L	0-5
Chico State	L	0-2
Santa Clara	W	12-0
Idaho State	L	0-2
Pacific	L	0-10
Pacific	L	0-3
Western Oregon	W	6-1
Portland State	L	0-4
Portland State	L	0-1
Oregon State	L	0-3
California	L	0-3
California	L	0-1
Fresno State	L	2-6
Fresno State	L	0-5
Lewis & Clark	W	5-0
Lewis & Clark	W	9-0
Oregon State	L	0-1
Oregon State	L	0-1
Portland State	L	2-7
Portland State	L	1-2
Portland State	L	1-4
Portland State	L	2-5

1982

Head Coach: Charles Sylvester
Season Record: 8-13

Opponent	W/L	Score
Portland State	W	1-0
Western Oregon	W	5-1
Lewis & Clark	W	13-0
San Francisco	L	9-10
Utah	L	0-1
Southern Oregon	W	19-4
Southern Oregon	W	7-0
Oregon State	L	2-4
Oregon State	L	2-5
Portland State	L	0-5
Portland State	L	0-6
Portland State	L	0-7
Portland State	W	2-0
Oregon State	L	0-3
Oregon State	L	2-6
Oregon State	L	1-2
Oregon State	L	0-3
Portland State	L	0-1
Portland State	L	0-1
Lewis & Clark	W	3-2
Lewis & Clark	W	12-2

1981

Head Coach: John Feeney
Season Record: 8-19

Opponent	W/L	Score
Sacramento State	L	0-1
Sacramento State	L	0-4
Chico State	L	2-4
Chico State	W	7-4
Butte College	W	3-2
Butte College	W	7-1
Cal Poly Pomona	L	0-2
Southern Oregon	W	9-0
Portland State	L	0-4
Portland State	L	1-8
Sacramento State	L	0-4
Fresno State	L	3-6
California	L	0-7
San Francisco	L	1-11
San Francisco	L	3-4
Oregon College	W	8-1
Oregon College	W	12-0
Portland State	L	0-1
Oregon State	L	2-4
Oregon State	W	6-2
Portland State	L	4-5
Portland State	W	7-2
Pacific	L	3-4
Oregon State	L	1-2
Oregon State	L	2-6
Oregon State	L	0-1
Oregon State	L	0-2

1980

Head Coach: Nancy Platz
Season Record: 20-14 (AIAW World Series)

Opponent	W/L	Score
at Butte College	W	12-2
at Butte College	W	22-1
at Chico State	L	0-1 (13)
at Chico State	W	2-0
at California	L	0-1
at California	L	1-3
at Sacramento State	L	0-3
Sacramento State	W	3-2
at Chico State	L	1-2
at Chico State	L	0-7
at Southern Oregon	W	13-0 (5)
at Oregon College	W	2-0
at Oregon College	W	13-0
at Oregon State	L	0-4
PORTLAND STATE	W	10-3
vs. Northern Arizona ^	W	4-1
vs. Fresno State ^	L	4-9
vs. Utah ^	L	3-6
OREGON STATE	L	0-2
vs. West Valley #	W	8-0
vs. California #	L	0-1
vs. Portland State #	W	13-0
vs. Sacramento State #	W	4-3
vs. Oklahoma #	L	1-5
OREGON COLLEGE	W	12-0
SOUTHERN OREGON	W	4-0
PORTLAND STATE	W	7-6
PORTLAND STATE	W	7-0
LEWIS & CLARK	W	5-1
at Portland State	W	17-6
vs. Massachusetts \$	W	7-3
vs. Utah State \$	L	0-5
vs. Southwest Missouri \$	W	2-1
Western Michigan \$	L	0-1

^ Reno Invitational (Reno, Nev.)

Cal-Berkeley Invitational (Berkeley, Calif.)

\$ AIAW World Series (Norman, Okla.)

YEAR-BY-YEAR SCHEDULES AND RESULTS
1979
Head Coach: Becky Sisley
Season Record: 17-6

Opponent	W/L	Score
Butte College	W	3-1
Butte College	W	4-0
American River	W	9-0
Utah State (Sac., Calif.)	W	4-0
Sacramento State	L	1-5
Chico State	W	5-1
Chico State	L	1-4
California (Corvallis, Ore.)	W	1-0
Portland State	L	0-1
Lewis & Clark	W	5-2
Oregon State	L	0-1
Humboldt State	W	7-2
Weber State	W	2-1
Nevada (Corvallis, Ore.)	W	5-0
Portland State	W	11-1
Portland State	W	6-2
Portland State	W	2-1
Oregon State	W	1-0
Oregon College	W	11-1
Southern Oregon	W	7-0
Oregon State	L	0-3
Portland State	W	3-0
Oregon State	L	1-2

1978
Head Coach: Becky Sisley
Season Record: 4-13

Opponent	W/L	Score
Utah State	L	0-4
Utah State	L	5-6
Sacramento State	L	2-4
Sacramento State	L	0-9
Chico State	L	2-3
Chico State	L	0-3
Oregon College	L	9-10
Humboldt State	L	0-5
American River	L	0-5
Portland State	L	8-9
Southern Oregon	W	8-7
Oregon College	W	5-2
Oregon State	L	0-8
Oregon State	L	6-11
Portland State	W	4-0
Portland State	W	2-0
Portland State	L	1-2

1977
Head Coach: Becky Sisley
Season Record: 12-9

Opponent	W/L	Score
Oregon College	W	6-3
Portland State	L	8-13
Sacramento State	L	2-10
Sacramento State	L	0-11
Chico State	L	3-7
Chico State	W	11-1
Oregon State	W	9-0
Oregon State	W	14-13
OIT	W	18-0
Portland State	W	8-0
Oregon College	L	2-7
Portland State	L	4-14
Oregon State	L	3-5
Portland State	W	5-2
Oregon College	W	2-1
Oregon State	L	6-7
Oregon State	L	0-3
Southern Oregon	W	15-5
Oregon State	W	10-0
Portland State	W	5-3
Oregon College	W	6-3

1976
Head Coach: Becky Sisley
Season Record: 17-8 (AIAW World Series)

Opponent	W/L	Score
Oregon College	W	8-1
Southern Oregon	W	13-4
Portland State	L	5-9
Chico State	L	2-4
Humboldt State	W	10-5
Chico State	W	7-5
OIT	W	9-3
Oregon State	L	1-5
Oregon State	W	7-3
Oregon State	W	3-2
Portland State	W	10-4
OIT	W	6-4
Oregon College	L	1-4
Oregon College	W	10-9
Portland State	W	6-5
Minnesota	L	1-5
Maryville State	W	11-0
Indiana State	L	6-14
Southern Oregon	W	4-2
Portland State	W	11-1
Portland State	W	1-0
Oregon College	W	8-7
vs. Minnesota §	L	1-5
vs. Marysville State §	W	11-0
vs. Indiana State §	L	6-14

§ AIAW World Series (Omaha, Neb.)

YEAR-BY-YEAR SCHEDULES AND RESULTS

1975

Head Coach: Becky Sisley

Season Record: 5-7

Opponent	W/L	Score
Oregon State	W	19-10
Oregon College	W	5-4
Portland State	W	7-4
Boise State	L	8-19
Boise State	L	6-16
Oregon College	L	0-9
Oregon State	L	2-12
Portland State	L	0-5
Oregon College	L	2-5
Oregon State	W	10-5
Portland State	W	7-2
Oregon College	L	0-14

1974

Head Coach: Becky Sisley

Season Record: 3-8

Opponent	W/L	Score
Oregon College	L	3-5
Boise State	L	3-7
Willamette	L	4-10
Portland State	L	4-10
Oregon State	W	6-5
Oregon College	W	8-5
Portland State	L	6-10
Oregon State	L	5-8
Oregon State	L	7-13
Portland State	W	10-2
Oregon College	L	2-4



Inducted into the University of Oregon Athletics Hall of Fame in 1998, **BECKY SISLEY** was the first-ever Oregon softball head coach, leading the program from 1974-79. She led the Ducks to their first AIAW World Series appearance in just the third year of the program's existence in 1976 and led three winning seasons. Sisley was a pioneering figure for women's athletics at Oregon, serving as UO's first women's athletic director from 1973-79, while handling head coaching duties for three different teams.



KATHY ARENDSSEN is the second-winningest head coach in program history with a record of 234-176 (.571) over seven seasons from 2003-09. She led Oregon to five NCAA Regional appearances (2003, 04, 05, 07, 08) and two 40-win seasons (2004, 07)

ALL-TIME OPPONENT SERIES GAME-BY-GAME
ABILENE CHRISTIAN
Series Record: Oregon leads, 1-0

2/20/2015 vs. Abilene Christian (UO #2) W, 8-0 (5)

AKRON
Series Record: Tied 1-1

3/26/2006 vs. Akron L, 3-4

2/24/1996 vs. Akron W, 5-3

ALABAMA-BIRMINGHAM
Series Record: Oregon leads, 2-0

3/28/2006 vs. UAB W, 4-1

3/28/2006 vs. UAB W, 3-2

ALABAMA
Series Record: Alabama leads, 6-1

5/20/2015 vs. #6 Alabama (UO #2) (WCWS) L, 1-2

6/1/2014 vs. #2 Alabama (UO #1) (WCWS) L, 0-2

3/13/2012 vs. #1 Alabama (UO #14) L, 1-5

3/5/2011 vs. #1 Alabama (UO #13) L, 0-10 (5)

2/19/2009 vs. #1 Alabama L, 0-5

2/25/2005 vs. #7 Alabama (UO #18) L, 0-3

2/16/2002 vs. Alabama W, 8-3

ALBANY
Series Record: Oregon leads, 2-0

5/17/2018 ALBANY (UO #1) (Regional) W, 4-0

5/20/2011 ALBANY (UO #11) (Regional) W, 3-1

AMERICAN RIVER COLLEGE
Series Record: Tied, 1-1

1979 American River W, 9-0

1978 American River L, 0-5

APPALACHIAN STATE
Series Record: Oregon leads, 1-0

2/8/2014 vs. Appalachian State (UO #8) W, 9-1 (6)

ARIZONA
Series Record: Arizona leads, 87-32

3/17/2019 at #12 Arizona L, 8-3

3/16/2019 at #12 Arizona L, 8-0 (5)

3/15/2019 at #12 Arizona L, 8-0 (6)

4/8/2018 #9 ARIZONA (UO #5) W, 10-0 (6)

4/8/2018 #9 ARIZONA (UO #5) W, 8-0 (6)

4/6/2018 #9 ARIZONA (UO #5) W, 5-2

4/23/2017 at #3 Arizona (UO #6) W, 4-3

4/22/2017 at #3 Arizona (UO #6) L, 10-7

4/21/2017 at #3 Arizona (UO #6) L, 2-0

5/1/2016 #17 ARIZONA (UO #5) W, 8-0 (5)

4/30/2016 #17 ARIZONA (UO #5) W, 7-0

4/29/2016 #17 ARIZONA (UO #5) W, 2-0

5/9/2015 at #17 Arizona (UO #1) W, 15-7 (5)

5/8/2015 at #17 Arizona (UO #1) L, 6-4

5/7/2015 at #17 Arizona (UO #1) W, 3-0

5/10/2014 at #9 Arizona (UO #1) W, 14-3 (5)

5/9/2014 at #9 Arizona (UO #1) L, 11-8

5/8/2014 at #9 Arizona (UO #1) W, 7-3

4/14/2013 #17 ARIZONA (UO #6) W, 9-0

4/13/2013 #17 ARIZONA (UO #6) W, 8-0

4/12/2013 #17 ARIZONA (UO #6) W, 5-3

4/29/2012 at #11 Arizona (UO #15) L, 5-4

4/28/2012 at #11 Arizona (UO #15) W, 12-7

4/27/2012 at #11 Arizona (UO #15) W, 11-7

5/1/2011 at #9 at Arizona (UO #16) L, 7-6

4/30/2011 at #9 Arizona (UO #16) W, 12-6

4/29/2011 at #9 Arizona (UO #16) W, 2-0

5/9/2010 #3 ARIZONA (UO #19) L, 11-0 (5)

5/8/2010 #3 ARIZONA (UO #19) W, 2-1 (11)

5/7/2010 #3 ARIZONA (UO #19) L, 8-3

5/7/2009 #6 ARIZONA W, 2-1 (10)

3/29/2009 at #11 Arizona L, 7-6

3/28/2009 at #11 Arizona L, 11-3

4/25/2008 at #8 Arizona W, 2-1

4/6/2008 #8 ARIZONA W, 3-2

4/5/2008 #8 ARIZONA L, 1-5

5/4/2007 #4 ARIZONA (UO #18) L, 2-6

4/22/2007 at #3 Arizona (UO #14) L, 1-9

4/21/2007 at #3 Arizona (UO #14) L, 1-4

5/11/2006 at Arizona L, 1-3

5/11/2006 at Arizona L, 5-9

4/1/2006 ARIZONA L, 1-4

4/29/2005 #2 ARIZONA W, 3-0

4/10/2005 at #2 Arizona (UO #25) L, 1-8

4/9/2005 at #2 Arizona (UO #25) L, 1-8

5/7/2004 at #1 Arizona (UO #10) L, 0-5

4/25/2004 #1 ARIZONA (UO #12) W, 1-0

4/24/2004 #1 ARIZONA (UO #12) L, 1-6

4/25/2003 ARIZONA (UO #20) L, 0-8

3/30/2003 at #2 Arizona (UO #19) L, 0-8

3/29/2003 at #2 Arizona (UO #19) L, 1-4

4/26/2002 at Arizona L, 3-11

4/13/2002 ARIZONA L, 1-8

4/13/2002 ARIZONA L, 0-2

4/29/2001 at #1 Arizona L, 1-6

4/28/2001 at #1 Arizona L, 0-8

3/30/2001 #2 Arizona L, 1-11

4/30/2000 ARIZONA W, 1-0

4/29/2000 ARIZONA L, 0-2

3/31/2000 at Arizona L, 2-3

4/24/1999 ARIZONA L, 5-6

4/24/1999 ARIZONA W, 2-1

3/26/1999 at Arizona L, 6-11

3/26/1999 at Arizona L, 1-9

4/24/1998 at Arizona L, 1-13

4/24/1998 at Arizona L, 0-8

3/28/1998 ARIZONA L, 11-18

3/28/1998 ARIZONA L, 0-2

5/2/1997 at Arizona L, 1-9

5/2/1997 at Arizona L, 3-5

4/12/1997 ARIZONA L, 1-12

4/12/1997 ARIZONA L, 0-5

5/11/1996 ARIZONA L, 0-11

5/11/1996 ARIZONA L, 1-6

5/4/1996 at Arizona L, 0-7

5/4/1996 at Arizona L, 3-10

5/7/1995 ARIZONA L, 1-5

5/7/1995 ARIZONA L, 0-10

3/18/1995 at Arizona L, 0-14

3/18/1995 at Arizona L, 1-17

5/7/1994 at Arizona L, 3-13

5/7/1994 at Arizona L, 1-7

4/24/1994 ARIZONA L, 7-10

4/24/1994 ARIZONA L, 2-11

5/1/1993 at Arizona L, 0-3

5/1/1993 at Arizona L, 0-9

4/25/1992 ARIZONA L, 0-1

4/25/1992 ARIZONA L, 0-6

4/12/1992 at Arizona L, 2-3

4/12/1992 at Arizona L, 0-6

4/27/1991 at Arizona L, 2-8

4/27/1991 at Arizona L, 0-9

ALL-TIME OPPONENT SERIES GAME-BY-GAME

4/13/1991	ARIZONA	L, 0-5	5/6/2007	#9 ARIZONA STATE (UO #18)	W, 6-5
4/13/1991	ARIZONA	L, 2-3	5/5/2007	#9 ARIZONA STATE (UO #18)	L, 0-0
4/14/1990	ARIZONA	L, 0-3	4/20/2007	at #7 Arizona State (UO #14)	L, 2-4
4/14/1990	ARIZONA	L, 0-3	5/13/2006	at Arizona State	L, 0-1
2/18/1990	ARIZONA	W, 2-1	5/12/2006	at Arizona State	L, 3-4
2/13/1990	at Arizona	L, 1-4	3/31/2006	ARIZONA STATE	L, 1-2
2/13/1990	at Arizona	L, 5-10	5/1/2005	ARIZONA STATE	W, 3-0
5/27/1989	vs. Arizona (WCWS)	L, 0-4	4/30/2005	ARIZONA STATE	L, 1-2
4/15/1989	ARIZONA	W, 4-3	4/8/2005	at #17 Arizona State (UO #25)	W, 1-0
4/15/1989	ARIZONA	L, 0-3	5/9/2004	at Arizona State (UO #10)	L, 0-3
3/24/1989	ARIZONA	L, 2-3	5/8/2004	at Arizona State (UO #10)	L, 0-1
2/19/1989	ARIZONA	W, 5-3	4/23/2004	ARIZONA STATE (UO #12)	W, 1-0
2/14/1989	at Arizona	W, 5-3	4/27/2003	#12 ARIZONA STATE (UO #20)	W, 3-0
2/14/1989	at Arizona	W, 2-1	4/26/2003	#12 ARIZONA STATE (UO #20)	W, 5-2
4/15/1988	at Arizona	L, 4-5	3/28/2003	at #13 Arizona State (UO #19)	L, 0-2
4/15/1988	at Arizona	L, 0-1	4/28/2002	at Arizona State	L, 0-6
3/26/1988	ARIZONA	L, 0-6	4/27/2002	at Arizona State	W, 4-2
3/11/1988	ARIZONA	L, 0-4	4/10/2002	ARIZONA STATE	L, 1-9
3/11/1988	ARIZONA	W, 3-0	4/27/2001	at #9 Arizona State	L, 0-6
2/21/1988	at Arizona	L, 0-6	4/1/2001	#9 ARIZONA STATE	L, 1-10
2/21/1988	at Arizona	L, 3-6	4/1/2001	#9 ARIZONA STATE	W, 4-0
4/16/1987	ARIZONA	L, 1-4	4/28/2000	ARIZONA STATE	W, 1-0
3/24/1987	at Arizona	L, 0-4	4/2/2000	at Arizona State	L, 3-7
3/24/1987	at Arizona	L, 0-8	4/1/2000	at Arizona State	W, 10-0
4/17/1986	ARIZONA	L, 0-6	4/25/1999	ARIZONA STATE	W, 9-6
1984	ARIZONA	L, 0-9	4/25/1999	ARIZONA STATE	L, 1-9
			3/27/1999	at Arizona State	W, 7-2
			3/27/1999	at Arizona State	W, 8-1
			4/25/1998	at Arizona State	W, 9-1
			4/25/1998	at Arizona State	W, 5-2
			3/29/1998	ARIZONA STATE	L, 3-5
			3/29/1998	ARIZONA STATE	W, 13-2
			5/3/1997	at Arizona State	L, 7-8
			5/3/1997	at Arizona State	W, 8-2
			4/13/1997	ARIZONA STATE	W, 5-3
			4/13/1997	ARIZONA STATE	L, 6-8
			5/5/1996	at Arizona State	L, 4-5
			5/5/1996	at Arizona State	L, 1-5
			4/14/1996	ARIZONA STATE	W, 9-3
			4/14/1996	ARIZONA STATE	W, 2-0
			4/1/1995	ARIZONA STATE	W, 9-2
			4/1/1995	ARIZONA STATE	L, 2-4
			3/19/1995	at Arizona State	L, 4-5
			3/19/1995	at Arizona State	L, 0-3
			5/6/1994	at Arizona State	W, 5-4
			5/6/1994	at Arizona State	L, 1-3
			4/23/1994	ARIZONA STATE	W, 5-2
			4/23/1994	ARIZONA STATE	L, 3-8
			4/30/1993	at Arizona State	W, 5-2
			4/30/1993	at Arizona State	L, 0-3
			4/26/1992	ARIZONA STATE	L, 1-3
			4/26/1992	ARIZONA STATE	W, 1-0
			4/11/1992	at Arizona State	L, 1-2
			4/11/1992	at Arizona State	L, 8-9
			4/26/1991	at Arizona State	L, 2-8
			4/26/1991	at Arizona State	L, 3-13
			4/14/1991	ARIZONA STATE	L, 0-5
			4/14/1991	ARIZONA STATE	L, 5-6
			2/14/1991	at Arizona State	L, 2-6
			4/30/1990	ARIZONA STATE	L, 0-1
			4/30/1990	ARIZONA STATE	W, 2-1
			2/12/1990	at Arizona State	W, 3-0
			2/12/1990	at Arizona State	L, 0-2
			4/29/1989	ARIZONA STATE	W, 2-1
			4/29/1989	ARIZONA STATE	W, 1-0
			2/13/1989	at Arizona State	W, 2-1

ARIZONA STATE

Series Record: Arizona State leads, 60-50-1

5/11/2019	ARIZONA STATE	L, 12-4 (6)
5/10/2019	ARIZONA STATE	L, 10-1
5/9/2019	ARIZONA STATE	L, 4-0
5/31/2018	vs. #8 Arizona State (UO #1) (WCWS)	W, 11-6
4/15/2018	at #7 Arizona State (UO #3)	L, 4-0
4/14/2018	at #7 Arizona State (UO #3)	W, 9-1
4/13/2018	at #7 Arizona State (UO #3)	W, 5-0
4/2/2017	#21 ARIZONA STATE (UO #3)	W, 1-0 (8)
4/1/2017	#21 ARIZONA STATE (UO #3)	W, 8-4
3/31/2017	#21 ARIZONA STATE (UO #3)	W, 4-0
4/24/2016	at #25 Arizona State (UO #5)	W, 7-4 (8)
4/23/2016	at #25 Arizona State (UO #5)	W, 5-4
4/22/2016	at #25 Arizona State (UO #5)	W, 10-4
4/12/2015	#19 ARIZONA STATE (UO #2)	W, 4-3
4/11/2015	#19 ARIZONA STATE (UO #2)	W, 12-3 (6)
4/10/2015	#19 ARIZONA STATE (UO #2)	W, 7-0
5/4/2014	#3 ARIZONA STATE (UO #1)	T, 2-2 (6)
5/3/2014	#3 ARIZONA STATE (UO #1)	W, 12-2 (6)
5/2/2014	#3 ARIZONA STATE (UO #1)	L, 2-4
5/11/2013	#5 Arizona State (UO #2)	W, 4-2
5/10/2013	#5 Arizona State (UO #2)	L, 3-5
5/9/2013	#5 Arizona State (UO #2)	L, 2-3
5/31/2012	#2 Arizona State (UO #12) (WCWS)	L, 1-3
3/31/2012	#5 Arizona State (UO #16)	L, 4-7
3/31/2012	#5 Arizona State (UO #16)	W, 3-0
4/10/2011	#2 ARIZONA STATE (UO #15)	W, 5-10
4/9/2011	#2 ARIZONA STATE (UO #15)	L, 0-2
4/8/2011	#2 ARIZONA STATE (UO #15)	L, 0-2
4/25/2010	at #9 Arizona State (UO #16)	L, 0-3
4/24/2010	at #9 Arizona State (UO #16)	W, 7-4
4/23/2010	at #9 Arizona State (UO #16)	L, 3-10
5/9/2009	#9 ARIZONA STATE	L, 1-5
5/8/2009	#9 ARIZONA STATE	L, 1-5
3/27/2009	at #6 Arizona State	L, 0-8
4/27/2008	at #1 Arizona State	L, 0-9
4/26/2008	at #1 Arizona State	L, 1-6
4/4/2008	#1 ARIZONA STATE	L, 2-3

ALL-TIME OPPONENT SERIES GAME-BY-GAME

2/13/1989	at Arizona State	W, 3-0
4/18/1988	at Arizona State	L, 1-2
4/18/1988	at Arizona State	W, 1-0
3/12/1988	ARIZONA STATE	W, 2-0
3/12/1988	ARIZONA STATE	L, 1-2
3/5/1988	ARIZONA STATE	L, 0-6
3/23/1987	at Arizona State	L, 1-9
3/23/1987	at Arizona State	L, 0-2

ARKANSAS

Series Record: Tied, 3-3

2/19/2011	vs. Arkansas (UO #14)	W, 8-7 (8)
5/17/2008	vs. Arkansas	W, 3-0
2/2/2003	vs. Arkansas	L, 1-3
2/24/2002	vs. Arkansas	L, 5-8
2/24/2002	vs. Arkansas	W, 3-0
2/23/2002	vs. Arkansas	L, 1-5

AUBURN

Series Record: Oregon leads, 3-1

3/1/2019	vs. #22 Auburn (UO #20)	L, 8-0 (5)
2/28/2014	vs. #25 Auburn (UO #4)	W, 3-0
5/21/2010	vs. Auburn (UO #20)	W, 1-0
3/7/1999	vs. Auburn	W, 6-2

BALL STATE

Series Record: Ball State leads, 1-0

3/2/1997	vs. Ball State	L, 4-7
----------	----------------	--------

BAYLOR

Series Record: Baylor leads, 6-5

6/3/2017	vs. #17 Baylor (UO #3) (WCWS)	W, 7-4
5/22/2016	#17 BAYLOR (UO #4) (Regional)	W, 8-1
5/21/2016	#17 BAYLOR (UO #4) (Regional)	W, 6-0
2/21/2015	at #7 Baylor (UO #2)	L, 1-2
2/19/2015	at #7 Baylor (UO #2)	W, 4-1
3/2/2012	vs. #10 Baylor (UO #18)	L, 1-2
2/21/2008	vs. #10 Baylor	L, 4-8
2/24/2006	vs. #19 Baylor (UO #22)	L, 6-9
2/25/2001	vs. Baylor	L, 0-3
2/4/2001	vs. Baylor	L, 2-6
2/3/2001	vs. Baylor	W, 4-0

BETHUNE-COOKMAN

Series Record: Oregon leads, 2-1

2/21/2019	vs. Bethune-Cookman (UO #17)	L, 5-3
5/20/2004	vs. Bethune-Cookman (UO #12)	W, 1-0
2/11/2000	vs. Bethune-Cookman	W, 13-5

BOISE STATE

Series Record: Oregon leads, 8-3

2/9/2014	vs. Boise State (UO #8)	W, 9-0 (5)
2/10/2013	vs. Boise State (UO #5)	W, 9-1
3/29/2012	BOISE STATE (UO #16)	W, 6-4
3/28/2012	BOISE STATE (UO #16)	W, 14-6
3/28/2012	BOISE STATE (UO #16)	W, 4-1
2/20/2011	vs. Boise State (UO #14)	W, 10-0 (5)
3/14/2010	BOISE STATE	W, 3-1
3/13/2010	BOISE STATE	W, 9-0 (5)
1975	BOISE STATE	L, 8-19
1975	BOISE STATE	L, 6-16
1974	BOISE STATE	L, 3-7

BOSTON COLLEGE

Series Record: Oregon leads, 4-0

2/14/2016	vs. Boston College (UO #6)	W, 4-0
3/2/2013	vs. Boston College (UO #10)	W, 8-0 (6)
3/9/2002	vs. Boston College	W, 3-1
3/8/2002	vs. Boston College	W, 3-0

BOWLING GREEN

Series Record: Oregon leads, 6-1

2/19/1999	vs. Bowling Green	W, 6-0
2/21/1998	vs. Bowling Green	W, 9-7
2/21/1997	vs. Bowling Green	W, 12-3
3/22/1990	vs. Bowling Green	W, 6-3
3/22/1989	vs. Bowling Green	L, 1-5
2/16/1989	vs. Bowling Green	W, 9-1
2/19/1988	vs. Bowling Green	W, 5-3

BRADLEY

Series Record: Oregon leads, 2-1

2/9/2019	vs. Bradley (UO #25)	W, 13-3 (5)
3/1/2014	vs. Bradley (UO #4)	W, 2-0
2/16/2008	vs. Bradley	L, 3-11

BRIGHAM YOUNG

Series Record: Oregon leads, 10-4

3/30/2017	#25 BYU (UO #3)	W, 1-0
5/15/2015	BYU (UO #1) (Regional)	W, 8-0 (6)
3/25/2014	at BYU (UO #2)	L, 5-6
3/12/2014	vs. BYU (UO #2)	W, 3-2
5/16/2013	BYU (UO #3)	W, 5-2
5/19/2012	BYU (UO #12)	W, 4-1
5/18/2012	BYU (UO #12)	W, 6-4
2/11/2012	vs. BYU (UO #11)	L, 1-2
2/10/2011	vs. #16 BYU (UO #14)	W, 3-2
2/18/2010	vs. BYU	L, 0-5
3/24/2006	BYU	W, 2-1
3/26/2005	BYU	W, 8-0
3/26/2005	BYU	W, 4-0
3/2/2002	vs. BYU	L, 7-8

BRYANT

Series Record: Oregon leads, 1-0

3/11/2018	BRYANT (UO #6)	W, 17-1 (5)
-----------	----------------	-------------

BUTLER

Series Record: Oregon leads, 2-0

3/4/2017	vs. Butler (UO #4)	W, 8-0 (5)
3/9/2012	vs. Butler (UO #15)	W, 6-0

BUTTE COLLEGE

Series Record: Oregon leads, 6-0

1981	Butte College	W, 3-2
1981	Butte College	W, 7-1
1980	Butte College	W, 12-2
1980	Butte College	W, 22-1
1979	Butte College	W, 3-1
1979	Butte College	W, 4-0

CALIFORNIA

Series Record: California leads, 79-56

4/20/2019	CALIFORNIA	L, 5-3
4/19/2019	CALIFORNIA	W, 4-0
4/18/2019	CALIFORNIA	W, 1-0
5/12/2018	at #24 California (UO #2)	W, 2-0
5/11/2018	at #24 California (UO #2)	W, 8-3
5/10/2018	at #24 California (UO #2)	W, 13-0 (6)

ALL-TIME OPPONENT SERIES GAME-BY-GAME

3/19/2017	#23 CALIFORNIA (UO #3)	W, 10-2 (5)	4/4/1998	CALIFORNIA	W, 3-2
3/18/2017	#23 CALIFORNIA (UO #3)	W, 2-1	5/11/1997	CALIFORNIA	L, 3-4
3/17/2017	#23 CALIFORNIA (UO #3)	W, 5-1	5/11/1997	CALIFORNIA	W, 5-3
5/8/2016	at California (UO #3)	W, 5-2	4/5/1997	at California	W, 13-8
5/7/2016	at California (UO #3)	L, 4-15 (5)	4/5/1997	at California	L, 0-4
5/6/2016	at California (UO #3)	W, 15-2 (5)	4/20/1996	CALIFORNIA	L, 0-5
5/3/2015	#18 CALIFORNIA (UO #2)	W, 17-1 (5)	3/10/1996	at California	W, 2-0
5/2/2015	#18 CALIFORNIA (UO #2)	W, 9-0 (5)	3/10/1996	at California	L, 0-3
5/1/2015	#18 CALIFORNIA (UO #2)	W, 5-2	5/6/1995	CALIFORNIA	W, 3-2
4/19/2014	CALIFORNIA (UO #1)	W, 7-2	5/6/1995	CALIFORNIA	L, 1-8
4/18/2014	CALIFORNIA (UO #1)	W, 15-3 (5)	4/30/1995	at California	W, 2-0
4/17/2014	CALIFORNIA (UO #1)	W, 7-2	4/30/1995	at California	W, 2-0
4/7/2013	at #4 California (UO #9)	W, 9-3	5/21/1994	CALIFORNIA	W, 2-1
4/6/2013	at #4 California (UO #9)	L, 1-3	5/20/1994	CALIFORNIA	W, 3-2
4/6/2013	at #4 California (UO #9)	W, 5-1	4/16/1994	CALIFORNIA	W, 3-2
6/2/2012	vs. #1 California (UO #12) (WCWS)	L, 3-6	4/16/1994	CALIFORNIA	W, 2-0
4/22/2012	#1 CALIFORNIA (UO #14)	L, 0-10	3/22/1994	at California	W, 1-0
4/21/2012	#1 CALIFORNIA (UO #14)	W, 1-0	3/22/1994	at California	L, 0-10
4/20/2012	#1 CALIFORNIA (UO #14)	L, 1-8	3/20/1993	at California	L, 1-3
4/17/2011	at #13 California (UO #17)	L, 2-5	3/20/1993	at California	W, 1-0
4/16/2011	at #13 California (UO #17)	L, 0-2	5/2/1992	CALIFORNIA	W, 1-0
4/15/2011	at #13 California (UO #17)	L, 0-5	5/2/1992	CALIFORNIA	L, 0-2
4/11/2010	#13 CALIFORNIA (UO #21)	W, 8-6 (9)	3/9/1992	at California	L, 1-6
4/10/2010	#13 CALIFORNIA (UO #21)	W, 1-0	3/9/1992	at California	L, 1-4
4/9/2010	#13 CALIFORNIA (UO #21)	W, 7-6 (9)	5/4/1991	CALIFORNIA	L, 0-1
4/26/2009	at #15 California	L, 0-1	5/4/1991	CALIFORNIA	L, 0-4
4/25/2009	at #15 California	L, 2-7	3/30/1991	at California	L, 0-2
4/3/2009	#12 CALIFORNIA	W, 7-0	3/30/1991	at California	L, 0-3
5/4/2008	#22 CALIFORNIA	W, 4-1	5/4/1990	CALIFORNIA	W, 1-0
5/3/2008	#22 CALIFORNIA	L, 1-6	5/4/1990	CALIFORNIA	W, 1-0
4/11/2008	at #22 California	L, 2-3 (11)	3/18/1990	at California	L, 0-3
5/12/2007	at California (UO #20)	L, 2-4	3/18/1990	at California	L, 0-6
5/11/2007	at California (UO #20)	W, 8-2	2/15/1990	CALIFORNIA	W, 2-1
3/30/2007	CALIFORNIA (UO #13)	W, 4-3	4/9/1989	CALIFORNIA	W, 4-0
4/30/2006	#7 CALIFORNIA	L, 0-6	4/9/1989	CALIFORNIA	L, 1-2
4/29/2006	#7 CALIFORNIA	L, 0-4	4/1/1989	at California	L, 1-7
4/7/2006	at #7 California	W, 5-1	4/1/1989	at California	L, 3-4
5/8/2005	at #2 California (UO #25)	L, 0-1	2/17/1989	CALIFORNIA	L, 0-1
5/7/2005	at #2 California (UO #25)	L, 0-1	5/8/1988	CALIFORNIA	W, 1-0
4/15/2005	#3 CALIFORNIA (UO #25)	L, 5-6	5/8/1988	CALIFORNIA	L, 1-4
5/15/2004	#3 CALIFORNIA (UO #12)	L, 2-5	3/30/1988	at California	L, 1-2
5/15/2004	#3 CALIFORNIA (UO #12)	L, 1-3	3/30/1988	at California	W, 3-2
4/2/2004	at #3 California (UO #15)	W, 4-0	2/21/1988	CALIFORNIA	W, 5-4
5/9/2003	#5 CALIFORNIA (UO #18)	W, 9-1	4/26/1987	CALIFORNIA	W, 6-0
4/6/2003	at #7 California (UO #19)	L, 1-4	4/26/1987	CALIFORNIA	L, 2-4
4/5/2003	at #7 California (UO #19)	L, 0-4	4/16/1987	CALIFORNIA	L, 3-5
3/9/2003	vs. #8 California (UO #23)	L, 0-6	4/16/1987	CALIFORNIA	L, 1-2
5/10/2002	at California	L, 2-3	4/21/1986	at California	L, 1-4
4/7/2002	CALIFORNIA	L, 0-7	4/21/1986	at California	L, 0-7
4/6/2002	CALIFORNIA	L, 2-3	4/13/1986	CALIFORNIA	L, 1-4
5/11/2001	#6 CALIFORNIA	L, 4-7	4/13/1986	CALIFORNIA	L, 0-7
4/8/2001	at #5 California	L, 4-9	1985	California	L, 0-2
4/7/2001	at #5 California	L, 0-4	1985	California	L, 0-2
3/10/2001	CALIFORNIA	L, 0-6	1984	California	L, 0-2
5/7/2000	CALIFORNIA	W, 4-0	1984	California	L, 1-7
5/6/2000	CALIFORNIA	L, 0-4	1984	California	L, 0-1
4/14/2000	at California	W, 3-2	1983	California	L, 0-3
3/19/2000	CALIFORNIA	L, 0-3	1983	California	L, 0-1
2/26/2000	CALIFORNIA	L, 1-12	1981	California	L, 0-7
5/9/1999	CALIFORNIA	L, 0-3	1980	California	L, 0-1
5/9/1999	CALIFORNIA	L, 6-10	1980	California	L, 1-3
4/10/1999	at California	W, 7-0	1980	California	L, 0-1
4/10/1999	at California	L, 1-9	1979	California	W, 1-0
5/9/1998	at California	L, 0-8			
5/9/1998	at California	L, 0-2			
4/4/1998	CALIFORNIA	W, 5-3			

ALL-TIME OPPONENT SERIES GAME-BY-GAME
CAL POLY POMONA
Series Record: Cal Poly Pomona leads, 6-1

2/29/92	vs. Cal Poly Pomona	L, 2-3
3/24/1991	vs. Cal Poly Pomona	L, 1-3
2/10/1990	vs. Cal Poly Pomona	L, 1-5
3/28/1993	vs. Cal Poly Pomona	W, 2-1
2/11/1990	vs. Cal Poly Pomona	L, 2-5
5/24/1989	vs. Cal Poly Pomona (WCWS)	L, 0-1
1981	Cal Poly Pomona	L, 0-2

CAL POLY
Series Record: Oregon leads, 9-2

2/12/2017	vs. Cal Poly (UO #9)	W, 3-1
2/12/2016	vs. Cal Poly (UO #6)	W, 12-3
2/6/2015	vs. Cal Poly (UO #2)	W, 8-0
2/7/2014	vs. Cal Poly (UO #8)	L, 4-6
2/23/2013	vs. Cal Poly (UO #9)	W, 2-1
2/26/2012	vs. Cal Poly (UO #19)	W, 11-1
3/25/2011	at Cal Poly (UO #15)	W, 8-1
3/6/2010	vs. Cal Poly	W, 2-0
2/9/2008	vs. Cal Poly (UO #20)	W, 14-4
2/15/2002	vs. Cal Poly	L, 5-8
3/25/1995	vs. Cal Poly	W, 2-1

CAL STATE DOMINGUEZ HILLS
Series Record: CSDH leads, 2-0

3/29/1987	vs. Cal State Dominguez Hills	L, 7-0
3/27/1987	vs. Cal State Dominguez Hills	L, 2-3

CAL STATE BAKERSFIELD
Series Record: Oregon leads, 1-0

3/1/2008	vs. Cal State Bakersfield	W, 6-0
----------	---------------------------	--------

CAL STATE FULLERTON
Series Record: Cal State Fullerton leads, 15-7

2/28/2019	at Cal State Fullerton (UO #20)	L, 3-2
2/17/2013	vs. Cal State Fullerton (UO #7)	W, 6-0
2/13/2011	vs. Cal State Fullerton (UO #14)	L, 3-4 (8)
2/19/2010	vs. Cal State Fullerton	W, 6-0
2/13/2009	vs. Cal State Fullerton	L, 5-6
2/17/2007	vs. Cal State Fullerton	W, 2-0
2/13/2004	vs. #13 Cal State Fullerton (UO #20)	W, 10-1
5/17/2003	vs. #6 Cal State Fullerton (UO #17)	W, 2-1
3/2/2001	vs. Cal State Fullerton	L, 0-6
3/4/2000	vs. Cal State Fullerton	L, 3-4
3/6/1999	at Cal State Fullerton	W, 4-3
2/15/1998	vs. Cal State Fullerton	L, 1-2
2/14/1997	vs. Cal State Fullerton	L, 3-11
2/17/1996	vs. Cal State Fullerton	L, 6-13
2/18/1995	vs. Cal State Fullerton	L, 1-2
3/24/1992	vs. Cal State Fullerton	L, 0-2
3/21/1991	vs. Cal State Fullerton	L, 3-8
2/15/1991	vs. Cal State Fullerton	L, 2-7
3/24/1990	vs. Cal State Fullerton	L, 0-1
2/10/1990	vs. Cal State Fullerton	W, 4-3
3/3/1988	vs. Cal State Fullerton	L, 2-3
2/19/1988	vs. Cal State Fullerton	L, 0-1

CAL STATE HAYWARD
Series Record: Oregon leads, 4-0

3/27/1987	at Cal State Hayward	W, 5-4
3/25/1986	at Cal State Hayward	W, 9-8
3/25/1986	at Cal State Hayward	W, 3-2
1985	Cal State Hayward	W, 4-2

CAL STATE NORTHRIDGE
Series Record: Oregon leads, 15-8

2/8/2019	vs. Cal State Northridge (UO #25)	W, 12-5
2/9/2018	vs. Cal State Northridge (UO #3)	W, 15-6 (6)
2/26/2016	vs. Cal State Northridge (UO #7)	W, 14-3 (6)
2/16/2014	vs. Cal State Northridge (UO #10)	W, 12-1 (5)
2/14/2010	vs. Cal State Northridge	W, 3-2 (8)
2/10/2008	vs. Cal State Northridge (UO #20)	W, 2-0
2/10/2007	vs. Cal State Northridge	W, 3-2
3/4/2006	vs. Cal State Northridge	W, 15-8
2/14/2004	vs. Cal State Northridge (UO #20)	W, 6-1
2/15/2003	vs. Cal State Northridge	L, 5-6
2/28/1999	vs. Cal State Northridge	L, 6-7
2/27/1999	vs. Cal State Northridge	W, 6-5
3/25/1994	vs. Cal State Northridge	L, 0-3
3/25/1992	vs. Cal State Northridge	L, 0-1
3/25/1992	vs. Cal State Northridge	L, 2-6
3/27/1991	at Cal State Northridge	L, 2-3
3/27/1991	at Cal State Northridge	W, 7-6
2/15/1991	vs. Cal State Northridge	W, 4-0
3/28/1990	at Cal State Northridge	W, 3-2
3/28/1990	at Cal State Northridge	L, 0-4
2/5/1989	at Cal State Northridge	W, 1-0
2/20/1988	vs. Cal State Northridge	W, 2-0
3/28/1987	vs. Cal State Northridge	L, 0-2

CENTRAL ARKANSAS
Series Record: Oregon leads, 2-0

2/21/2016	vs. Central Arkansas (UO #6)	W, 19-3 (5)
2/20/2016	vs. Central Arkansas (UO #6)	W, 8-0 (6)

CENTRAL MICHIGAN
Series Record: Oregon leads, 3-0

2/15/2002	vs. Central Michigan	W, 9-8
2/18/2001	vs. Central Michigan	W, 1-0
3/21/1998	vs. Central Michigan	W, 12-8

CHAPMAN
Series Record: Oregon leads, 1-0

1985	Chapman	W, 2-0
------	---------	--------

CHICO STATE
Series Record: Chico State leads, 13-6

4/1/1986	at Chico State	W, 3-2
4/1/1986	at Chico State	L, 5-6
1984	Chico State	L, 0-1
1984	Chico State	L, 0-2
1983	Chico State	L, 0-2
1981	Chico State	L, 2-4
1981	Chico State	W, 7-4
1980	Chico State	L, 0-1 (13)
1980	Chico State	W, 2-0
1980	Chico State	L, 1-2
1980	Chico State	L, 0-7
1979	Chico State	W, 5-1
1979	Chico State	L, 1-4
1978	Chico State	L, 2-3
1978	Chico State	L, 0-3
1977	Chico State	L, 3-7
1977	Chico State	W, 11-1
1976	Chico State	L, 2-4
1976	Chico State	W, 7-5

ALL-TIME OPPONENT SERIES GAME-BY-GAME

COASTAL CAROLINA

Series Record: Tied, 1-1

3/6/2004	vs. Coastal Carolina (UO #14)	L, 1-2
5/16/1998	vs. Coastal Carolina	W, 11-3

COLORADO STATE

Series Record: Oregon leads, 6-5

2/28/2009	vs. Colorado State	L, 0-1
2/8/2008	vs. Colorado State (UO #20)	L, 0-2
2/18/2006	vs. Colorado State (UO #18)	L, 1-6
3/24/2002	vs. COLORADO STATE	W, 4-0
3/24/2002	vs. COLORADO STATE	L, 0-2
3/23/2002	vs. COLORADO STATE	W, 5-2
3/3/2000	vs. Colorado State	W, 6-2
2/20/1998	vs. Colorado State	W, 9-2
3/21/1992	vs. Colorado State	L, 1-3
3/23/1991	vs. Colorado State	W, 5-4
3/8/1987	vs. Colorado State	W, 4-2

CONNECTICUT

Series Record: Oregon leads, 3-1

3/10/2012	vs. Connecticut (UO #15)	W, 9-3
5/19/1989	vs. Connecticut	L, 1-2
5/20/1989	vs. Connecticut	W, 3-2
5/20/1989	vs. Connecticut	W, 6-0

CREIGHTON

Series Record: Series is tied, 2-2

2/9/2017	vs. Creighton (UO #9)	W, 8-0 (6)
2/12/2010	vs. Creighton	W, 8-2
2/25/2005	vs. Creighton (UO #18)	L, 1-4
3/6/1987	vs. Creighton	L, 2-8

DEPAUL

Series Record: Oregon leads, 1-0

3/26/2006	vs. #22 DePaul	W, 7-0
-----------	----------------	--------

DRAKE

Series Record: Oregon leads, 4-0

5/19/2018	DRAKE (UO #1) (Regional)	W, 3-0
5/18/2019	DRAKE (UO #1) (Regional)	W, 5-0
3/4/2016	vs. Drake (UO #7)	W, 14-2 (5)
3/5/2005	vs. Drake (UO #21)	W, 4-3

EASTERN KENTUCKY

Series Record: Oregon leads, 1-0

3/3/2002	vs. Eastern Kentucky	W, 7-2
----------	----------------------	--------

FAIRFIELD

Series Record: Oregon leads, 1-0

3/26/2011	vs. Fairfield (UO #15)	W, 3-1
-----------	------------------------	--------

FLORIDA

Series Record: Florida leads, 10-2

2/28/2019	vs. #3 Florida (UO #20)	L, 2-1
3/6/2015	vs. #1 Florida (UO #2)	L, 1-5
2/27/2015	vs. #1 Florida (UO #2)	L, 0-3
5/30/2014	vs. #5 Florida (UO #1) (WCWS)	L, 0-4
2/28/2014	vs. #1 Florida (UO #4)	L, 1-2
2/8/2013	vs. #14 Florida (UO #5)	L, 0-1
5/28/2011	at #3 Florida (UO #11)	L, 0-7
5/27/2011	at #3 Florida (UO #11)	L, 1-9
2/9/2007	vs. Florida	L, 1-2
2/11/2006	vs. #19 Florida (UO #22)	W, 7-2
2/10/2006	vs. #19 Florida (UO #22)	W, 5-4
2/25/2000	vs. Florida	L, 2-5

FLORIDA A&M

Series Record: Oregon leads, 1-0

2/8/2003	vs. Florida A&M	W, 11-4
----------	-----------------	---------

FLORIDA ATLANTIC

Series Record: Oregon leads, 3-1

2/16/2019	vs. Florida Atlantic (UO #19)	W, 2-0
3/5/2016	vs. Florida Atlantic (UO #7)	W, 6-5
2/26/2005	vs. Florida Atlantic (UO #18)	W, 5-0
2/7/2004	vs. Florida Atlantic (UO #13)	L, 0-3

FLORIDA GULF COAST

Series Record: Oregon leads, 2-0

3/3/2018	vs. Florida Gulf Coast (UO #6)	W, 5-1
3/2/2018	vs. Florida Gulf Coast (UO #6)	W, 5-0

FLORIDA INTERNATIONAL

Series Record: Oregon leads, 3-0

2/17/2007	vs. Florida International	W, 13-4
2/6/2004	vs. Florida International (UO #13)	W, 9-1
2/18/2000	vs. Florida International	W, 11-0

FLORIDA STATE

Series Record: Oregon leads, 9-6

6/2/2018	vs. #6 Florida State (UO #1) (WCWS)	L, 4-1
3/4/2018	at #13 Florida State (UO #6)	L, 2-1
3/2/2018	at #13 Florida State (UO #6)	W, 5-0
5/7/2017	#2 FLORIDA STATE (UO #5)	W, 2-1 (9)
5/6/2017	#2 FLORIDA STATE (UO #5)	W, 3-1
5/6/2017	#2 FLORIDA STATE (UO #5)	W, 11-0 (5)
5/29/2014	vs. #8 Florida State (UO #1) (WCWS)	W, 3-0
5/23/2004	vs. #4 Florida State (UO #12)	W, 1-0
5/23/2004	vs. #4 Florida State (UO #12)	L, 2-0
5/22/2004	vs. #4 Florida State (UO #12)	L, 5-4
2/7/2003	vs. #9 Florida State	W, 3-1
2/13/1998	vs. Florida State	W, 2-0
2/15/1997	vs. Florida State	W, 6-1
3/2/1996	vs. Florida State	L, 1-0
2/18/1995	vs. Florida State	L, 3-2

FORDHAM

Series Record: Oregon leads, 4-0

5/20/2016	FORDHAM (UO #4) (Regionals)	W, 8-0 (5)
2/22/2014	vs. Fordham (UO #6)	W, 12-3 (6)
5/21/2011	vs. Fordham (UO #11)	W, 2-0
2/19/2000	vs. Fordham	W, 11-0

FRESNO STATE

Series Record: Fresno State leads, 30-9

2/9/2018	vs. Fresno State (UO #3)	W, 8-0 (5)
2/10/2017	vs. #24 Fresno State (UO #9)	W, 4-1
2/27/2016	vs. #20 Fresno State (UO #7)	W, 9-0 (5)
3/7/2015	vs. Fresno State (UO #2)	W, 3-0
2/7/2014	vs. Fresno State (UO #8)	W, 10-9 (8)
3/9/2012	at Fresno State (UO #15)	W, 5-4
2/29/2008	vs. #22 Fresno State	L, 1-4
3/4/2006	vs. #25 Fresno State (UO #23)	W, 5-0
2/20/2004	vs. #14 Fresno State# (UO #21)	W, 1-0
2/13/1998	vs. Fresno State	L, 4-9
3/25/1997	at Fresno State	L, 0-8
3/25/1997	at Fresno State	L, 2-10
3/21/1995	at Fresno State	L, 0-10
5/22/1994	vs. Fresno State	L, 0-5
5/21/1994	vs. Fresno State	L, 0-1
2/18/1994	vs. Fresno State	L, 2-3
3/27/1993	vs. Fresno State	L, 1-2

ALL-TIME OPPONENT SERIES GAME-BY-GAME

3/28/1992	vs. Fresno State	L, 1-8
3/22/1990	vs. Fresno State	W, 1-0
2/11/1990	vs. Fresno State	L, 0-8
3/23/1989	vs. Fresno State	L, 1-4
3/2/1989	vs. Fresno State	L, 3-5
3/24/1988	vs. Fresno State	L, 0-4
4/11/1986	vs. Fresno State	L, 0-2
4/11/1986	vs. Fresno State	L, 1-6
3/28/1986	at Fresno State	L, 0-8
3/28/1986	at Fresno State	L, 6-12
3/8/1986	vs. Fresno State	L, 1-3
1985	Fresno State	L, 1-5
1985	Fresno State	L, 0-4
1985	Fresno State	L, 0-3
1984	Fresno State	L, 0-3
1984	Fresno State	L, 2-4
1984	Fresno State	L, 0-12
1984	Fresno State	L, 0-1
1983	Fresno State	L, 2-6
1983	Fresno State	L, 0-5
1981	Fresno State	L, 3-6
1980	Fresno State	L, 4-9

GEORGIA
Series Record: Oregon leads, 4-1

2/8/2018	vs. #25 Georgia (UO #3)	W, 8-3
3/4/2007	vs. #23 Georgia (UO #17)	W, 6-0
3/1/2007	vs. #23 Georgia (UO #17)	W, 5-0
2/6/2004	vs. #7 Georgia (UO #13)	L, 6-11
2/8/2003	vs. #17 Georgia	W, 3-2

GEORGIA SOUTHERN
Series Record: Oregon leads, 1-0

3/18/2005	vs. Georgia Southern	W, 3-0
-----------	----------------------	--------

GEORGIA STATE
Series Record: Oregon leads, 1-0

2/12/2016	vs. Georgia State (UO #6)	W, 11-0 (6)
-----------	---------------------------	-------------

GEORGIA TECH
Series Record: Oregon leads, 4-0

5/23/2010	at #7 Georgia Tech (UO #20)	W, 4-3 (8)
5/22/2010	at #7 Georgia Tech (UO #20)	W, 11-2 (5)
2/21/2009	vs. Georgia Tech	W, 3-0
3/7/2003	vs. Georgia Tech (UO #23)	W, 2-1

HARVARD
Series Record: Oregon leads, 1-0

2/29/2008	vs. Harvard	W, 6-0
-----------	-------------	--------

HAWAII
Series Record: Oregon leads, 16-8

2/25/2017	at Hawaii (UO #5)	W, 17-0 (5)
2/23/2017	at Hawaii (UO #5)	W, 8-2
3/15/2014	at Hawaii (UO #2)	W, 3-0
3/14/2014	at Hawaii (UO #2)	W, 12-4 (6)
2/26/2013	vs. #20 Hawaii (UO #7)	W, 5-6
2/19/2011	vs. #9 Hawaii (UO #14)	W, 13-5 (5)
2/26/2010	vs. Hawaii	W, 4-3
2/14/2009	vs. Hawaii	W, 3-2
3/1/2007	at #24 Hawaii (UO #17)	W, 7-1
2/18/2006	vs. Hawaii (UO #18)	W, 5-3
2/5/2005	vs. Hawaii (UO #13)	W, 10-2
2/20/2004	vs. Hawaii# (UO #21)	W, 5-2
4/30/2002	vs. Hawaii	L, 4-5
4/30/2002	vs. Hawaii	W, 5-4

4/19/2000	vs. Hawaii	L, 6-9
4/19/2000	vs. Hawaii	W, 6-1
2/20/1999	vs. Hawaii	L, 2-4
2/21/1998	vs. Hawaii	L, 4-9
3/1/1996	vs. Hawaii	L, 2-5
2/25/1996	vs. Hawaii	W, 11-9
2/23/1996	vs. Hawaii	L, 2-10
3/25/1995	vs. Hawaii	W, 2-0
2/27/1994	vs. Hawaii	L, 1-3
2/25/1994	vs. Hawaii	L, 0-2

HOFSTRA
Series Record: Oregon leads, 3-0

3/3/2018	vs. Hofstra (UO #6)	W, 2-1 (11)
3/12/2017	HOFSTRA (UO #4)	W, 12-1 (5)
3/10/2017	HOFSTRA (UO #4)	W, 16-0 (5)

HOUSTON
Series Record: Oregon leads, 6-2

2/15/2018	vs. Houston (UO #3)	W, 1-0
2/17/2015	at Houston (UO #2)	W, 10-5
2/17/2015	at Houston (UO #2)	W, 2-0
2/12/2006	at Houston (UO #22)	L, 0-3
2/22/2003	vs. Houston (UO #25)	W, 6-3
2/1/2003	vs. Houston	W, 2-1
2/1/2002	vs. Houston	L, 0-2
2/24/2001	vs. Houston	W, 6-0

HUMBOLDT STATE
Series Record: Oregon leads, 2-1

1979	Humboldt State	W, 7-2
1978	Humboldt State	L, 0-5
1976	Humboldt State	W, 10-5

IDAHO STATE
Series Record: Oregon leads, 8-1

3/11/2017	IDAHO STATE (UO #4)	W, 9-0 (5)
3/10/2017	IDAHO STATE (UO #4)	W, 9-3
3/26/2010	IDAHO STATE (UO #25)	W, 19-0 (5)
3/26/2010	IDAHO STATE (UO #25)	W, 13-0 (5)
3/23/2008	IDAHO STATE	W, 8-0
3/23/2008	IDAHO STATE	W, 6-1
3/24/2007	IDAHO STATE (UO #12)	W, 8-0
3/24/2007	IDAHO STATE (UO #12)	W, 10-0
1983	IDAHO STATE	L, 0-2

ILLINOIS
Series Record: Oregon leads, 2-0

2/19/2017	vs. Illinois (UO #9)	W, 11-0 (5)
3/6/2011	vs. Illinois (UO #13)	W, 2-1

ILLINOIS-CHICAGO
Series Record: Tied, 3-3

5/29/2017	ILLINOIS-CHICAGO (UO #3) (Regional)	W, 13-0 (5)
2/21/2010	vs. Illinois-Chicago	W, 6-5 (9)
3/3/2005	vs. Illinois-Chicago (UO #21)	W, 9-0
2/27/2000	vs. Illinois-Chicago	L, 5-6
5/20/1999	at Illinois-Chicago	L, 0-1
3/1/1997	vs. Illinois-Chicago	L, 2-3

ALL-TIME OPPONENT SERIES GAME-BY-GAME

ILLINOIS STATE

Series Record: Oregon leads, 6-0

3/2/2014	vs. Illinois State (UO #4)	W, 2-0
3/2/2012	vs. Illinois State (UO #18)	W, 5-2
3/6/2011	vs. Illinois State (UO #13)	W, 6-0 (6)
3/6/1999	vs. Illinois State	W, 12-4
2/16/1996	vs. Illinois State	W, 10-8
2/19/1994	vs. Illinois State	W, 4-3

INDIANA

Series Record: Indiana leads, 1-0

2/20/2010	vs. Indiana	L, 4-5
-----------	-------------	--------

INDIANA STATE

Series Record: Indiana State leads, 1-0

1976	Indiana State	L, 6-14
------	---------------	---------

INDIANA PURDUE-FORT WAYNE

Series Record: Oregon leads, 1-0

2/3/2005	vs. IPFW (UO #13)	W, 14-0
----------	-------------------	---------

IOWA

Series Record: Tied, 2-2

3/8/2015	vs. Iowa (UO #2)	W, 2-1
5/16/1998	vs. Iowa	W, 10-9
5/15/1998	vs. Iowa	L, 2-5
3/19/1998	vs. Iowa	L, 2-3

IOWA STATE

Series Record: Oregon leads, 3-0

3/9/13	vs. Iowa State (UO #8)	W, 1-2
2/7/2004	vs. Iowa State (UO #13)	W, 8-0
2/24/2001	vs. Iowa State	W, 6-2

JACKSONVILLE

Series Record: Oregon leads, 3-0

2/5/2005	vs. Jacksonville (UO #13)	W, 5-0
3/12/2004	vs. Jacksonville & (UO #16)	W, 8-1
3/5/2004	vs. Jacksonville (UO #14)	W, 4-1

JAMES MADISON

Series Record: Oregon leads, 3-2

2/15/2019	vs. #23 James Madison (UO #19)	L, 9-1 (6)
5/15/2014	vs. James Madison (UO #2)	L, 0-3
5/14/2014	vs. James Madison (UO #2)	W, 1-0
3/3/2013	vs. James Madison (UO #10)	W, 12-1
3/2/2008	vs. James Madison	W, 7-2

KANSAS

Series Record: Oregon leads, 9-3

2/8/2019	vs. Kansas (UO #25)	W, 14-5
2/15/2008	vs. Kansas	L, 1-6
2/12/2006	vs. Kansas (UO #22)	W, 3-1
3/24/2004	KANSAS (UO #19)	W, 9-0
3/23/2004	KANSAS (UO #19)	W, 1-0
2/16/2002	vs. Kansas	W, 9-7
2/17/2001	vs. Kansas	W, 8-6
3/21/1998	vs. Kansas	W, 9-1
3/20/1998	vs. Kansas	L, 6-8
2/19/1989	vs. Kansas	W, 9-4
2/18/1989	vs. Kansas	W, 4-0
2/19/1988	vs. Kansas	L, 1-2

KENT STATE

Series Record: Oregon leads, 6-1

2/17/2017	vs. Kent State (UO #9)	W, 4-3
3/2/2007	vs. Kent State (UO #17)	W, 1-0
2/17/2002	vs. Kent State	W, 4-0
3/1/1998	vs. Kent State	W, 11-3
2/27/1998	vs. Kent State	W, 7-4
3/21/1991	vs. Kent State	W, 2-1
5/18/1990	vs. Kent State	L, 0-3

KENTUCKY

Series Record: Oregon leads, 6-4

2/16/2019	vs. #18 Kentucky (UO #19)	L, 12-3 (5)
5/26/2018	#16 KENTUCKY (UO #1) (Super Regional)	W, 11-1 (5)
5/25/2018	#16 KENTUCKY (UO #1) (Super Regional)	W, 6-1
5/24/2018	#16 KENTUCKY (UO #1) (Super Regional)	L, 9-6
5/27/2016	#19 KENTUCKY (UO #3) (Super Regional)	W, 6-5
5/26/2017	#19 KENTUCKY (UO #3) (Super Regional)	W, 4-0
2/17/2017	vs. #22 Kentucky (UO #9)	W, 5-4
2/13/2016	vs. #17 Kentucky (UO #6)	L, 8-6
2/13/2009	vs. Kentucky	L, 9-11
2/23/2003	vs. Kentucky (UO #25)	W, 5-1

LEWIS AND CLARK

Series Record: Oregon leads, 16-0

3/26/1987	vs. Lewis & Clark	W, 8-2
1985	Lewis & Clark	W, 3-0
1985	Lewis & Clark	W, 10-1
1985	Lewis & Clark	W, 9-4
1985	Lewis & Clark	W, 8-0
1984	Lewis & Clark	W, 7-0
1984	Lewis & Clark	W, 3-1
1984	Lewis & Clark	W, 2-1
1984	Lewis & Clark	W, 5-1
1983	Lewis & Clark	W, 5-0
1983	Lewis & Clark	W, 9-0
1982	Lewis & Clark	W, 13-0
1982	Lewis & Clark	W, 3-2
1982	Lewis & Clark	W, 12-2
1980	Lewis & Clark	W, 5-1
1979	Lewis & Clark	W, 5-2

LINFIELD

Series Record: Oregon leads, 11-2

3/12/1994	vs. LINFIELD	W, 8-1
3/12/1994	vs. LINFIELD	W, 10-0
4/21/1989	vs. LINFIELD	W, 8-1
3/18/1988	vs. LINFIELD	L, 0-1
3/20/1987	vs. LINFIELD	W, 6-1
3/20/1987	vs. LINFIELD	W, 1-0
5/6/1986	at Linfield	W, 1-0
5/6/1986	at Linfield	W, 7-0
5/4/1986	vs. LINFIELD	W, 1-0
5/4/1986	vs. LINFIELD	L, 0-2
3/X/1986	vs. Linfield	W, 3-1
1983	Linfield	W, 14-1
1983	Linfield	W, 11-1

LONG BEACH STATE

Series Record: Oregon leads, 9-4

2/8/2015	vs. Long Beach State (UO #2)	W, 12-3
2/15/13	vs. Long Beach State (UO #7)	W, 10-1
3/5/2010	vs. Long Beach State	W, 1-0
2/19/2010	vs. Long Beach State	W, 9-1 (6)

ALL-TIME OPPONENT SERIES GAME-BY-GAME

2/23/2007	vs. Long Beach State (UO #25)	W, 7-1
2/9/2007	vs. Long Beach State	W, 3-0
3/4/2005	vs. #25 Long Beach State (UO #21)	L, 0-4
3/9/2001	vs. Long Beach State	W, 7-2
3/2/2001	vs. Long Beach State	W, 11-7
3/5/1993	vs. Long Beach State	L, 0-8
2/16/1991	vs. Cal State Long Beach	L, 2-5
2/16/1990	vs. Long Beach State	L, 2-5
2/17/1989	vs. Long Beach State	W, 3-0

LONG ISLAND

Series Record: Oregon leads, 3-0

2/26/2010	vs. Long Island	W, 3-1
2/22/2008	vs. Long Island	W, 2-1
3/13/2004	vs. Long Island & (UO #16)	W, 9-1

LONGWOOD

Series Record: Oregon leads, 3-0

3/10/2007	Longwood (UO #15)	W, 3-1
3/20/2005	vs. Longwood	W, 4-1
3/18/2005	vs. Longwood	W, 4-2

LOUISIANA-LAFAYETTE

Series Record: Oregon leads, 9-4

2/20/2016	at #7 UL Lafayette (UO #6)	L, 4-5
2/19/2016	at #7 UL Lafayette (UO #6)	W, 6-3
2/19/2016	at #7 UL Lafayette (UO #6)	L, 2-3
4/25/2015	#9 UL LAFAYETTE (UO #2)	W, 2-1 (8)
4/25/2015	#9 UL LAFAYETTE (UO #2)	W, 10-2 (5)
4/24/2015	#9 UL LAFAYETTE (UO #2)	W, 8-0 (5)
3/5/2011	vs. #17 UL Lafayette (UO #13)	W, 5-2
5/21/2005	at #14 UL Lafayette	W, 3-1
5/20/2005	vs. #14 UL Lafayette	L, 5-7
5/18/2003	vs. #21 UL Lafayette (UO #17)	L, 4-6
5/18/2003	vs. #21 UL Lafayette (UO #17)	W, 9-2
5/20/2000	vs. UL Lafayette	W, 4-3
3/3/1989	vs. UL Lafayette	W, 10-5

LOUISIANA-MONROE

Series Record: Oregon leads, 1-0

2/16/2013	vs. UL Monroe (UO #7)	W, 4-0
-----------	-----------------------	--------

LOUISIANA STATE

Series Record: Oregon leads, 5-0

2/15/2019	vs. #8 LSU (UO #19)	W, 8-5
2/25/2018	vs. #7 LSU (UO #5)	W, 4-0
6/3/2017	vs. #18 LSU (UO #3) (WCWS)	W, 4-1
2/21/2014	vs. #23 LSU (UO #6)	W, 4-1
3/1/2013	vs. #11 LSU (UO #10)	W, 8-2 (5)

LOYOLA MARYMOUNT

Series Record: Oregon leads, 7-4

3/3/2006	vs. Loyola Marymount	W, 3-2
2/17/2001	vs. Loyola Marymount	L, 4-7
2/26/1999	at Loyola Marymount	W, 7-2
2/26/1999	at Loyola Marymount	W, 7-0
3/23/1997	at Loyola Marymount	L, 0-1
3/23/1997	at Loyola Marymount	L, 0-5
3/1/1997	vs. Loyola Marymount	W, 6-4
2/21/1997	vs. Loyola Marymount	W, 7-1
3/24/1996	at Loyola Marymount	L, 1-5
3/24/1996	at Loyola Marymount	W, 5-1
2/8/1990	at Loyola Marymount	W, 13-0

MANKATO STATE

Series Record: Oregon leads, 1-0

3/28/1987	vs. Mankato State	W, 2-0
-----------	-------------------	--------

MARYLAND

Series Record: Oregon leads, 3-0

3/3/2017	vs. Maryland (UO #4)	W, 14-0 (5)
2/13/2016	vs. Maryland (UO #6)	W, 7-2
3/1/2014	vs. Maryland (UO #4)	W, 10-2 (5)

MARYVILLE STATE

Series Record: Oregon leads, 1-0

1976	Maryville State	W, 11-0
------	-----------------	---------

MASSACHUSETTS

Series Record: Oregon leads, 3-2

2/10/2001	vs. Massachusetts	L, 0-1
2/16/1996	vs. Massachusetts	L, 8-9
3/24/1994	vs. Massachusetts	W, 3-2
5/19/1989	at Massachusetts	W, 2-0
1980	Massachusetts	W, 7-3

MCNEESE STATE

Series Record: Oregon leads, 1-0

3/2/91	vs. McNeese State	W, 5-0
--------	-------------------	--------

MIAMI (FLORIDA)

Series Record: Oregon leads, 1-0

3/9/2001	vs. Miami	W, 8-2
----------	-----------	--------

MIAMI (OHIO)

Series Record: Oregon leads, 1-0

3/9/2007	vs. Miami (Ohio) (UO #15)	W, 5-0
----------	---------------------------	--------

MICHIGAN

Series Record: Michigan leads, 4-3

3/3/2013	vs. #14 Michigan (UO #10)	W, 13-4 (6)
2/13/2005	vs. #8 Michigan (UO #13)	L, 0-9
2/15/2003	vs. #4 Michigan	W, 8-7
3/20/1999	vs. Michigan	L, 3-7
2/19/1995	vs. Michigan	L, 3-4
2/20/1994	vs. Michigan	L, 0-2
2/20/1994	vs. Michigan	W, 2-1

MICHIGAN STATE

Series Record: Tied, 1-1

2/23/2008	vs. Michigan State	W, 3-1
5/22/1999	vs. Michigan State	L, 1-9

MIDDLE TENNESSEE STATE

Series Record: Oregon leads, 1-0

3/16/2000	vs. Middle Tennessee State	W, 9-0
-----------	----------------------------	--------

MINNESOTA

Series Record: Tied, 5-5

5/25/2014	#16 MINNESOTA (UO #1)	W, 6-2
5/24/2014	#16 MINNESOTA (UO #1)	W, 10-2
3/8/2003	vs. #24 Minnesota (UO #23)	W, 3-2
3/4/2001	vs. Minnesota	L, 1-3
3/24/1994	vs. Minnesota	L, 2-3
2/15/1991	vs. Minnesota	W, 10-4
2/18/1990	vs. Minnesota	W, 1-0
2/15/1990	vs. Minnesota	L, 10-5
3/2/1989	vs. Minnesota	L, 0-1
1976	Minnesota	L, 1-5

ALL-TIME OPPONENT SERIES GAME-BY-GAME

MISSISSIPPI

Series Record: Tied, 1-1

2/17/2018	vs. #15 Mississippi (UO #3)	L, 1-0 (9)
2/11/2011	vs. Mississippi (UO #14)	W, 4-1

MISSISSIPPI STATE

Series Record: Mississippi State leads, 1-0

2/8/2008	vs. Mississippi State (UO #20)	L, 0-3
----------	--------------------------------	--------

MISSISSIPPI VALLEY STATE

Series Record: Oregon leads, 2-0

3/14/2008	MISSISSIPPI VALLEY STATE	W, 10-0
3/14/2008	MISSISSIPPI VALLEY STATE	W, 6-1

MISSOURI

Series Record: Tied, 7-7

4/7/2019	at Missouri	L, 8-0 (5)
4/6/2019	at Missouri	W, 4-1
2/10/2018	vs. Missouri (UO #3)	W, 14-2 (5)
3/4/2017	at #24 MISSOURI (UO #4)	W, 7-2
3/3/2017	at #24 MISSOURI (UO #4)	W, 10-3
2/27/2016	vs. #12 Missouri (UO #7)	W, 8-7 (8)
5/5/2012	at Missouri (UO #12)	L, 7-3
5/5/2012	at Missouri (UO #12)	W, 8-3
5/4/2012	at Missouri (UO #12)	L, 5-4
5/30/2010	at #8 Missouri (UO #20)	L, 7-2
5/29/2010	at #8 Missouri (UO #20)	L, 1-0
2/27/2009	vs. #12 Missouri	L, 8-7 (9)
3/21/2004	MISSOURI (UO #16)	L, 8-0
3/21/2004	MISSOURI (UO #16)	W, 4-3

MONTANA

Series Record: Oregon leads, 4-0

3/11/2018	MONTANA (UO #6)	W, 7-0
3/10/2018	MONTANA (UO #6)	W, 6-0
2/25/2017	vs. Montana (UO #5)	W, 6-0
2/24/2017	vs. Montana (UO #5)	W, 1-0

NEBRASKA

Series Record: Nebraska leads, 9-6

2/26/2016	vs. Nebraska (UO #7)	L, 6-5
5/26/2013	#14 NEBRASKA (UO #3)	L, 2-4
5/26/2013	#14 NEBRASKA (UO #3)	W, 4-3
5/25/2013	#14 NEBRASKA (UO #3)	L, 2-5
2/23/2013	vs. Nebraska (UO #9)	W, 11-2 (6)
2/24/2012	vs #22 Nebraska (UO #19)	W, 4-3
2/21/2009	vs. Nebraska	L, 1-3
2/16/2001	vs. Nebraska	L, 0-7
2/10/2001	vs. Nebraska (UO #20)	L, 1-2
2/20/2000	vs. Nebraska	L, 2-6
3/19/1999	vs. Nebraska	W, 7-2
5/17/1998	vs. Nebraska	L, 7-9
3/25/1995	vs. Nebraska	L, 0-1
3/23/1989	vs. Nebraska	W, 3-1
2/19/1989	vs. Nebraska	W, 2-1

NEVADA

Series Record: Oregon leads, 10-4

2/8/2015	vs. Nevada (UO #2)	W, 12-8
2/18/2011	vs. Nevada (UO #14)	W, 12-4 (5)
2/12/2011	vs. Nevada (UO #14)	W, 10-0 (5)
3/7/2009	at Nevada	L, 7-8
3/25/2005	NEVADA	W, 3-1
3/25/2005	NEVADA	W, 3-1
4/22/2003	vs. Nevada (UO #20)	W, 6-1
4/22/2003	vs. Nevada (UO #20)	W, 4-0

3/5/1986	at Nevada	L, 2-5
3/5/1986	at Nevada	W, 2-1
1985	Nevada	L, 0-3
1985	Nevada	W, 3-0
1984	Nevada	L, 2-5
1979	Nevada	W, 5-0

NEW MEXICO

Series Record: Oregon leads, 6-2

2/11/2018	vs. New Mexico (UO #3)	W, 14-1 (5)
3/13/2013	NEW MEXICO (UO #9)	W, 10-0 (6)
3/13/2013	NEW MEXICO (UO #9)	W, 4-0
2/10/2012	vs. New Mexico (UO #11)	L, 6-7
3/4/2001	vs. New Mexico	L, 0-3
2/27/1998	at New Mexico	W, 10-5
3/1/1998	vs. New Mexico	W, 7-0
2/22/1997	vs. New Mexico	W, 10-2

NEW MEXICO STATE

Series Record: Oregon leads, 10-5

2/21/2019	vs. New Mexico State (UO #17)	W, 3-1
3/6/2016	vs. New Mexico State (UO #7)	W, 8-0 (5)
2/26/12	vs. New Mexico State (UO #19)	W, 7-1
3/9/2008	vs. New Mexico State	W, 2-0
3/9/2007	New Mexico State (UO #15)	W, 8-3
2/17/2001	vs. New Mexico State	W, 7-6
2/26/2000	vs. New Mexico State	L, 1-5
3/1/1998	vs. New Mexico State	L, 2-6
2/28/1998	vs. New Mexico State	W, 5-1
3/2/1991	vs. New Mexico State	W, 8-0
3/26/1989	vs. New Mexico State	W, 3-0
3/3/1989	at New Mexico State	L, 3-4
2/18/1989	vs. New Mexico State	W, 6-2
3/4/1988	vs. New Mexico State	L, 1-2
3/3/1988	at New Mexico State	L, 1-2

NORTH CAROLINA

Series Record: Oregon leads, 4-1

2/7/2015	vs. North Carolina (UO #2)	W, 8-5
5/17/2013	vs. North Carolina (UO #3)	W, 3-0
3/4/2012	vs. #24 North Carolina (UO #18)	W, 5-4
3/4/2011	vs. North Carolina (UO #13)	W, 1-0 (8)
2/19/2009	vs. #20 North Carolina	L, 0-3

NORTH CAROLINA STATE

Series Record: Oregon leads, 3-0

5/23/2015	NC STATE (UO #1) (Super Regional)	W, 9-3*
5/22/2015	NC STATE (UO #1) (Super Regional)	W, 6-1
2/8/2014	vs. NC State (UO #8)	W, 5-0

* Last game played at Oregon's Howe Field

NORTH DAKOTA

Series Record: Oregon leads, 2-0

3/14/2010	NORTH DAKOTA	W, 12-0 (5)
3/13/2010	NORTH DAKOTA	W, 7-1

NORTH DAKOTA STATE

Series Record: Oregon leads, 3-0

5/16/2015	#24 ND STATE (UO #1) (Regional)	W, 6-1
5/15/2015	#24 ND STATE (UO #1) (Regional)	W, 4-3
2/24/2007	vs. ND State (UO #25)	W, 6-1

NORTH TEXAS

Series Record: Oregon leads, 2-0

2/12/2015	vs. North Texas (UO #2)	W, 9-0 (5)
2/12/2011	vs. North Texas (UO #14)	W, 12-4 (6)

ALL-TIME OPPONENT SERIES GAME-BY-GAME
NORTHERN ARIZONA
Series Record: Oregon leads, 1-0

1980 Northern Arizona W, 4-1

NORTHERN ILLINOIS
Series Record: Oregon leads, 2-0

3/13/2008 NORTHERN ILLINOIS W, 4-2

3/13/2008 NORTHERN ILLINOIS W, 5-3

NORTHWESTERN
Series Record: Tied, 4-4

2/14/2016 vs. Northwestern (UO #6) W, 9-3

2/7/2015 vs. Northwestern (UO #2) W, 8-0 (5)

2/25/2012 vs. Northwestern (UO #19) W, 10-6

2/14/2009 vs. #11 Northwestern L, 2-5

2/22/2008 vs. #2 Northwestern L, 0-7

3/5/1999 vs. Northwestern L, 1-3

3/8/1998 vs. Northwestern L, 0-2

3/24/1989 vs. Northwestern W, 10-0

NORTHWESTERN STATE
Series Record: Oregon leads, 2-0

2/15/2008 vs. Northwestern State W, 13-2

5/19/2000 vs. Northwestern State W, 4-1

NOTRE DAME
Series Record: Oregon leads, 4-2

2/23/2014 vs. #24 Notre Dame (UO #6) W, 2-0 (9)

2/12/2010 vs. Notre Dame W, 4-1

3/10/2002 vs. Notre Dame L, 3-9

2/19/2000 vs. Notre Dame W, 11-3

3/2/1996 vs. Notre Dame L, 2-9

3/6/1993 vs. Notre Dame W, 5-2

OHIO STATE
Series Record: Ohio State leads, 7-4

2/15/2014 vs. Ohio State (UO #10) W, 9-0 (6)

3/7/2008 vs. #20 Ohio State L, 0-7

2/25/2006 vs. Ohio State (UO #22) L, 0-6

3/22/1998 vs. Ohio State L, 0-9

2/15/1997 vs. Ohio State L, 3-4

2/17/1996 vs. Ohio State W, 14-5

3/28/1992 vs. Ohio State L, 2-8

2/14/1991 vs. Ohio State W, 8-1

5/18/1990 vs. Ohio State L, 0-2

2/16/1990 vs. Ohio State W, 6-3

2/14/2004 vs. Ohio State (UO #20) L, 1-3

OKLAHOMA
Series Record: Oklahoma leads, 10-6

4/19/2018 #2 OKLAHOMA (UO #4) W, 5-0

6/4/2017 vs. #6 Oklahoma (UO #3) (WCWS) L, 4-2

5/31/2014 vs. #7 Oklahoma (UO #1) (WCWS) W, 4-2

2/9/2013 vs. #2 Oklahoma (UO #5) L, 12-0 (5)

5/18/2008 at #7 Oklahoma L, 11-0

5/16/2008 at #7 Oklahoma L, 6-0

2/23/2008 vs. #6 Oklahoma W, 1-0

2/23/2006 vs. #10 Oklahoma (UO #22) L, 1-0

5/22/2005 vs. #10 Oklahoma L, 2-1

2/14/1999 vs. Oklahoma L, 3-2

3/3/1996 vs. Oklahoma L, 4-2

3/25/1995 vs. Oklahoma L, 6-2

2/17/1990 vs. Oklahoma W, 1-0

3/3/1989 vs. Oklahoma W, 7-0

3/3/1988 vs. Oklahoma W, 3-0

1980 Oklahoma L, 5-1

OKLAHOMA CITY UNIVERSITY
Series Record: Oklahoma City leads, 2-0

3/6/1986 vs. Oklahoma City L, 1-8

3/6/1986 vs. Oklahoma City L, 0-1

OKLAHOMA STATE
Series Record: Oklahoma State leads, 13-9

3/9/2019 #19 OKLAHOMA STATE (UO #24) L, 9-6

3/9/2019 #19 OKLAHOMA STATE (UO #24) L, 7-6

3/8/2019 #19 OKLAHOMA STATE (UO #24) L, 3-0

2/23/2018 vs. #18 Oklahoma State (UO #5) W, 4-1

2/28/2016 vs. Oklahoma State (UO #7) W, 7-0

2/25/2012 vs. #21 Oklahoma State (UO #19) W, 8-0

2/25/2006 vs. Oklahoma State (UO #22) W, 4-2

2/13/2005 vs. Oklahoma State (UO #13) L, 2-3

5/17/2003 vs. #11 Oklahoma State (UO #17) W, 7-6

5/16/2003 vs. #11 Oklahoma State (UO #17) L, 1-2

3/20/1999 vs. Oklahoma State W, 10-2

2/13/1999 vs. Oklahoma State W, 13-1

2/28/1997 vs. Oklahoma State L, 3-9

2/17/1995 vs. Oklahoma State W, 4-3

3/26/1994 vs. Oklahoma State L, 1-4

3/25/1993 vs. Oklahoma State L, 2-5

3/20/1992 vs. Oklahoma State L, 0-4

3/22/1991 vs. Oklahoma State L, 1-2

3/1/1991 vs. Oklahoma State L, 3-8

3/2/1989 vs. Oklahoma State W, 2-0

3/25/1988 vs. Oklahoma State L, 2-4

3/7/1986 vs. Oklahoma State L, 1-6

OREGON INSTITUTE OF TECHNOLOGY
Series Record: Oregon leads, 7-1

3/13/1999 OREGON TECH W, 8-0

3/13/1999 OREGON TECH W, 6-0

4/9/1996 OREGON TECH L, 0-2

4/9/1996 OREGON TECH W, 8-2

5/9/1995 OREGON TECH W, 12-2

1977 OREGON TECH W, 18-0

1976 OREGON TECH W, 9-3

1976 OREGON TECH W, 6-4

OREGON STATE
Series Record: Oregon State leads, 95-93-1

4/28/2019 OREGON STATE L, 12-8

4/27/2019 OREGON STATE L, 8-6

4/26/2019 OREGON STATE L, 8-0 (5)

3/31/2018 at Oregon State (UO #5) W, 5-1 (8)

3/30/2018 at Oregon State (UO #5) L, 4-3

3/29/2018 at Oregon State (UO #5) W, 4-1

4/30/2017 OREGON STATE (UO #6) W, 7-0

4/29/2017 OREGON STATE (UO #6) W, 7-2

4/28/2017 OREGON STATE (UO #6) W, 8-0 (5)

4/10/2016 at Oregon State (UO #6) W, 9-0 (5)

4/9/2016 at Oregon State (UO #6) W, 4-3

4/8/2016 at Oregon State (UO #6) W, 6-1

3/4/2015 OREGON STATE (UO #2) W, 9-0 (5)

3/4/2015 OREGON STATE (UO #2) W, 23-12 (5)

3/3/2015 OREGON STATE (UO #2) W, 10-0 (5)

4/14/2014 at Oregon State (UO #1) W, 18-0 (5)

4/13/2014 at Oregon State (UO #1) W, 10-2 (5)

4/12/2014 at Oregon State (UO #1) W, 10-5

5/5/2013 OREGON STATE (UO #4) W, 8-0 (5)

5/4/2013 OREGON STATE (UO #4) W, 11-0 (5)

5/3/2013 OREGON STATE (UO #4) W, 2-1

3/26/2012 at Oregon State (UO #15) L, 1-7

3/25/2012 at Oregon State (UO #15) L, 4-5

ALL-TIME OPPONENT SERIES GAME-BY-GAME

3/24/2012	at Oregon State (UO #15)	W, 8-2	3/13/1994	at Oregon State	W, 8-1
4/23/2011	OREGON STATE (UO #19)	W, 8-1	4/27/1993	OREGON STATE	W, 5-1
4/22/2011	OREGON STATE(UO #19)	W, 7-4	4/27/1993	OREGON STATE	W, 4-0
4/21/2011	OREGON STATE (UO #19)	W, 7-1	4/16/1993	at Oregon State	L, 2-3
4/3/2010	at Oregon State (UO #21)	W, 6-5	4/3/1992	OREGON STATE	W, 3-0
4/3/2010	at Oregon State	L, 6-7	4/3/1992	OREGON STATE	W, 5-0
4/1/2010	at Oregon State (UO #21)	W, 8-3	3/14/1992	at Oregon State	L, 2-3
4/11/2009	OREGON STATE	L, 1-2	3/14/1992	at Oregon State	W, 5-0
4/10/2009	OREGON STATE	W, 3-2	5/6/1991	at Oregon State	W, 3-2
3/21/2009	at Oregon State	L, 1-2	5/6/1991	at Oregon State	W, 13-0
4/29/2008	at Oregon State	W, 2-1	5/5/1991	OREGON STATE	W, 4-0
4/18/2008	at Oregon State	L, 1-3	5/5/1991	OREGON STATE	W, 10-0
4/2/2008	OREGON STATE	L, 4-7	4/23/1991	at Oregon State	W, 12-3
4/25/2007	at #13 Oregon State (UO #16)	W, 6-5	4/23/1991	at Oregon State	W, 5-3
4/7/2007	#17 OREGON STATE (UO #10)	W, 4-3 (8)	4/16/1991	OREGON STATE	W, 4-1
4/6/2007	#17 OREGON STATE (UO #10)	L, 7-9	4/16/1991	OREGON STATE	W, 7-1
4/26/2006	at #8 Oregon State	L, 1-2	3/24/1991	OREGON STATE	W, 7-0
4/26/2006	at #8 Oregon State	L, 3-4	5/9/1990	at Oregon State	W, 2-1
4/4/2006	#7 OREGON STATE	L, 0-2	5/9/1990	at Oregon State	W, 1-0
4/24/2005	#9 OREGON STATE (UO #25)	L, 1-2	5/8/1990	OREGON STATE	W, 2-1
4/24/2005	#9 OREGON STATE	L, 0-1	5/8/1990	OREGON STATE	W, 1-0
4/6/2005	at #13 Oregon State (UO #25)	L, 1-2	5/3/1990	at Oregon State	W, 7-0
4/10/2004	at #15 Oregon State (UO #14)	L, 3-7	5/3/1990	at Oregon State	W, 7-0
4/9/2004	at #15 Oregon State (UO #14)	W, 2-0	5/7/1989	OREGON STATE	W, 4-0
3/26/2004	#16 OREGON STATE (UO #17)	W, 9-8	5/7/1989	OREGON STATE	W, 4-0
4/19/2003	OREGON STATE (UO #20)	L, 3-7	4/30/1989	OREGON STATE	Forfeit
4/18/2003	OREGON STATE (UO #20)	W, 2-1	4/30/1989	OREGON STATE	Forfeit
3/15/2003	at #17 Oregon State (UO #22)	W, 10-2	4/22/1989	at Oregon State	W, 6-0
4/2/2002	OREGON STATE	L, 0-1	4/22/1989	at Oregon State	W, 10-0
3/30/2002	at Oregon State	L, 2-3	4/23/1988	OREGON STATE	W, 3-0
3/29/2002	at Oregon State	L, 0-2	4/23/1988	OREGON STATE	W, 3-1
4/24/2001	at #16 Oregon State	L, 3-4	4/9/1988	at Oregon State	W, 7-2
4/14/2001	#16 OREGON STATE	L, 2-11	4/9/1988	at Oregon State	L, 0-3
4/14/2001	#16 OREGON STATE	L, 0-8	4/1/1988	OREGON STATE	W, 1-0
5/2/2000	at Oregon State	L, 1-3	2/27/1988	OREGON STATE	W, 2-0
5/2/2000	at Oregon State	L, 1-2	2/27/1988	OREGON STATE	W, 4-0
4/11/2000	OREGON STATE	L, 0-2	5/4/1987	OREGON STATE	W, 1-0
5/15/1999	at Oregon State	L, 1-2	5/4/1987	OREGON STATE	L, 1-2
5/15/1999	at Oregon State	L, 2-3	4/29/1987	OREGON STATE	W, 2-0
4/3/1999	OREGON STATE	W, 1-0	4/29/1987	OREGON STATE	L, 0-3
4/3/1999	OREGON STATE	W, 6-5	4/16/1987	OREGON STATE	L, 1-2
4/29/1998	OREGON STATE	W, 7-1	5/3/1986	at Oregon State	L, 0-2
4/29/1998	OREGON STATE	L, 4-7	5/3/1986	at Oregon State	W, 1-0
4/11/1998	at Oregon State	L, 2-6	3/18/1986	at Oregon State	L, 0-2
4/11/1998	at Oregon State	L, 1-4	3/18/1986	at Oregon State	L, 3-5
3/14/1998	OREGON STATE	W, 2-0	1985	Oregon State	L, 0-6
3/14/1998	OREGON STATE	W, 5-3	1985	Oregon State	L, 0-6
5/8/1997	at Oregon State	W, 5-2	1985	Oregon State	L, 0-3
5/8/1997	at Oregon State	W, 5-1	1985	Oregon State	L, 3-4
4/30/1997	OREGON STATE	L, 0-5	1985	Oregon State	L, 1-2
4/30/1997	OREGON STATE	L, 3-4	1985	Oregon State	W, 3-0
4/2/1997	at Oregon State	L, 0-8	1985	Oregon State	L, 2-5
4/2/1997	at Oregon State	T, 0-0	1985	Oregon State	L, 2-3
2/27/1997	OREGON STATE	L, 0-8	1984	Oregon State	L, 0-1
4/6/1996	OREGON STATE	W, 10-2	1984	Oregon State	L, 0-1
4/6/1996	OREGON STATE	L, 1-3	1984	Oregon State	L, 1-4
5/3/1995	at Oregon State	W, 5-1	1984	Oregon State	W, 2-0
5/3/1995	at Oregon State	W, 9-2	1984	Oregon State	L, 0-2
4/19/1995	OREGON STATE	W, 3-2	1984	Oregon State	L, 0-2
4/19/1995	OREGON STATE	W, 6-	1984	Oregon State	L, 1-5
4/5/1995	at Oregon State	L, 3-4	1984	Oregon State	L, 0-2
4/5/1995	at Oregon State	W, 2-0	1984	Oregon State	L, 0-1
2/26/1995	OREGON STATE	L, 1-4	1983	Oregon State	L, 1-6
4/1/1994	OREGON STATE	W, 2-1	1983	Oregon State	L, 1-3
4/1/1994	OREGON STATE	W, 3-2	1983	Oregon State	L, 0-3
3/13/1994	at Oregon State	W, 3-0	1983	Oregon State	L, 0-1

ALL-TIME OPPONENT SERIES GAME-BY-GAME

1983	Oregon State	L, 0-1
1982	Oregon State	L, 2-4
1982	Oregon State	L, 2-5
1982	Oregon State	L, 0-3
1982	Oregon State	L, 2-6
1982	Oregon State	L, 1-2
1982	Oregon State	L, 0-3
1981	Oregon State	L, 2-4
1981	Oregon State	W, 6-2
1981	Oregon State	L, 1-2
1981	Oregon State	L, 2-6
1981	Oregon State	L, 0-1
1981	Oregon State	L, 0-2
1980	Oregon State	L, 0-4
1980	Oregon State	L, 0-2
1979	Oregon State	L, 0-1
1979	Oregon State	W, 1-0
1979	Oregon State	L, 0-3
1979	Oregon State	L, 1-2
1978	Oregon State	L, 0-8
1978	Oregon State	L, 6-11
1977	Oregon State	W, 9-0
1977	Oregon State	W, 14-13
1977	Oregon State	L, 3-5
1977	Oregon State	L, 6-7
1977	Oregon State	L, 0-3
1977	Oregon State	W, 10-0
1976	Oregon State	L, 1-5
1976	Oregon State	W, 7-3
1976	Oregon State	W, 3-2
1975	Oregon State	W, 19-10
1975	Oregon State	L, 2-12
1975	Oregon State	W, 10-5
1974	Oregon State	W, 6-5
1974	Oregon State	L, 5-8
1974	Oregon State	L, 7-13

PACIFIC (CALIF.)

Series Record: Oregon leads, 16-8

3/27/2019	at Pacific	W, 5-0
3/11/2017	PACIFIC (UO #4)	W, 8-0 (5)
3/12/2016	at Pacific (UO #7)	W, 11-0 (6)
3/11/2016	at Pacific (UO #7)	W, 15-0 (5)
3/7/2015	vs. Pacific (UO #2)	W, 9-7
2/28/2011	at Pacific (UO #13)	W, 9-1
2/26/2011	vs. Pacific (UO #13)	L, 2-4
2/24/2008	vs. Pacific	W, 10-0
3/3/2001	vs. Pacific	L, 1-2
3/7/1999	vs. Pacific	W, 6-4
3/21/1998	vs. Pacific	W, 10-7
3/20/1998	vs. Pacific	W, 4-3
2/24/1995	vs. Pacific	W, 3-2
2/26/1994	vs. Pacific	W, 7-3
2/16/1991	PACIFIC	W, 12-5
2/16/1990	vs. Pacific	W, 5-2
4/16/1989	vs. PACIFIC	W, 5-0
4/16/1989	vs. PACIFIC	W, 8-0
4/2/1988	at Pacific	L, 1-2
3/31/1988	at Pacific	L, 0-4
5/9/1987	vs. PACIFIC	L, 1-4
5/9/1987	vs. PACIFIC	L, 1-2
4/16/1987	vs. Pacific	L, 0-3
4/18/1986	at Pacific	L, 0-10

PACIFIC (ORE.)

Series Record: Pacific leads, 7-5

1985	Pacific	W, 3-2
1984	Pacific	L, 0-1
1984	Pacific	W, 1-0
1984	Pacific	W, 4-1
1984	Pacific	W, 1-0
1984	Pacific	W, 1-0
1984	Pacific	L, 0-2
1984	Pacific	L, 0-1
1984	Pacific	L, 0-4
1983	Pacific	L, 0-10
1983	Pacific	L, 0-3
1981	Pacific	L, 3-4

PACIFIC LUTHERAN

Series Record: Oregon leads, 5-1

4/22/1994	PACIFIC LUTHERAN	W, 1-0
4/22/1994	PACIFIC LUTHERAN	W, 6-0
3/15/1992	PACIFIC LUTHERAN	W, 6-2
3/15/1992	PACIFIC LUTHERAN	W, 6-0
3/15/1987	PACIFIC LUTHERAN	W, 4-3
3/15/1987	PACIFIC LUTHERAN	L, 0-1

PENN STATE

Series Record: Oregon leads, 5-0

5/22/2011	at Penn State (UO #11)	W, 3-1
5/18/2007	Penn State (UO #20)	W, 4-0
2/29/2004	vs. Penn State (UO #17)	W, 2-0
2/27/2004	vs. Penn State (UO #17)	W, 2-0
5/15/2003	vs. Penn State (UO #17)	W, 10-8

PITTSBURGH

Series Record: Oregon leads, 3-0

4/7/2019	vs. Pittsburgh	W, 4-3
4/6/2019	vs. Pittsburgh	W, 9-1 (5)
3/3/2012	vs. Pittsburgh (UO #18)	W, 3-2

PORTLAND STATE

Series Record: Oregon leads, 121-61

4/23/2019	PORTLAND STATE	W, 9-8
4/23/2019	PORTLAND STATE	W, 5-3
4/3/2018	PORTLAND STATE (UO #5)	W, 3-0
4/3/2018	PORTLAND STATE (UO #5)	W, 8-2
4/4/2017	PORTLAND STATE (UO #2)	W, 8-0 (5)
4/4/2017	PORTLAND STATE (UO #2)	W, 3-1
4/5/2016	PORTLAND STATE (UO #6)	W, 11-3 (5)
4/5/2016	PORTLAND STATE (UO #6)	W, 7-1
4/22/2014	PORTLAND STATE (UO #1)	W, 4-2
4/16/2013	at Portland State (UO #5)	W, 5-0
4/16/2013	at Portland State (UO #5)	W, 8-0
5/17/2012	PORTLAND STATE (UO #12)	W, 7-3
4/18/2012	PORTLAND STATE (UO #14)	W, 10-4
4/18/2012	PORTLAND STATE (UO #14)	W, 1-0
3/23/2011	at Portland State (UO #15)	W, 8-3
3/23/2011	at Portland State (UO #15)	W, 4-2
5/5/2010	PORTLAND STATE (UO #19)	W, 5-4
5/5/2010	PORTLAND STATE (UO #19)	L, 1-4
3/23/2010	at Portland State (UO #25)	W, 3-2
3/23/2010	at Portland State (UO #25)	W, 2-0
4/22/2009	at Portland State	W, 3-1
4/22/2009	at Portland State	W, 4-3
4/1/2009	PORTLAND STATE	W, 2-0
3/11/2009	PORTLAND STATE	L, 5-7
4/30/2008	PORTLAND STATE	W, 8-4

ALL-TIME OPPONENT SERIES GAME-BY-GAME

4/16/2008	at Portland State	W, 2-1	4/23/1989	at Portland State	W, 8-1
4/16/2008	at Portland State	W, 7-1	4/8/1989	at Portland State	W, 6-1
3/5/2008	PORTLAND STATE	L, 0-4	4/8/1989	at Portland State	L, 3-4
4/18/2007	PORTLAND STATE (UO #14)	W, 11-1	4/26/1988	vs. PORTLAND STATE	W, 1-0
5/3/2006	at Portland State	L, 0-4	4/26/1988	vs. PORTLAND STATE	W, 1-0
5/3/2006	at Portland State	L, 2-3	4/25/1988	at Portland State	W, 6-0
4/12/2006	PORTLAND STATE	W, 2-0	4/25/1988	at Portland State	W, 2-1
3/15/2006	PORTLAND STATE	W, 6-5	3/8/1988	vs. PORTLAND STATE	W, 2-0
5/3/2005	PORTLAND STATE	W, 4-0	5/5/1987	at Portland State	W, 9-1
4/20/2005	at Portland State	W, 4-1	5/5/1987	at Portland State	W, 12-0
4/20/2005	at Portland State	W, 6-2	4/21/1987	vs. PORTLAND STATE	W, 8-1
3/9/2005	PORTLAND STATE	W, 2-1	4/21/1987	vs. PORTLAND STATE	W, 8-0
2/20/2005	PORTLAND STATE (UO #13)	W, 2-1	4/13/1987	at Portland State	W, 4-0
2/20/2005	PORTLAND STATE (UO #13)	L, 5-6	4/13/1987	at Portland State	W, 5-3
5/5/2004	PORTLAND STATE (UO #10)	W, 1-0	4/9/1987	vs. PORTLAND STATE	W, 6-1
5/5/2004	PORTLAND STATE (UO #10)	W, 3-2	4/9/1987	vs. PORTLAND STATE	W, 7-1
3/31/2004	at Portland State (UO #17)	W, 5-2	4/26/1986	vs. PORTLAND STATE	W, 1-0
3/31/2004	at Portland State (UO #17)	W, 1-0	4/8/1986	at Portland State	L, 0-2
4/16/2003	at Portland State (UO #20)	W, 4-0	4/8/1986	at Portland State	W, 2-0
4/16/2003	at Portland State (UO #20)	W, 5-0	4/4/1986	vs. PORTLAND STATE	L, 1-5
4/9/2003	vs. Portland State (UO #22)	W, 7-2	4/4/1986	vs. PORTLAND STATE	W, 9-0
4/9/2003	vs. Portland State (UO #22)	W, 3-2	1985	Portland State	L, 0-1
4/24/2002	vs. PORTLAND STATE	W, 7-1	1985	Portland State	L, 1-4
4/24/2002	vs. PORTLAND STATE	W, 4-2	1985	Portland State	L, 0-3
4/10/2002	at Portland State	W, 6-0	1985	Portland State	L, 0-3
4/10/2002	at Portland State	L, 0-2	1985	Portland State	W, 1-0
5/9/2001	vs. PORTLAND STATE	W, 7-0	1985	Portland State	W, 4-2
5/9/2001	vs. PORTLAND STATE	L, 2-4	1985	Portland State	W, 3-2
4/3/2001	at Portland State	L, 2-4	1985	Portland State	L, 0-1
4/3/2001	at Portland State	L, 7-8	1985	Portland State	L, 0-1
4/25/2000	vs. PORTLAND STATE	W, 8-0	1985	Portland State	L, 0-1
4/25/2000	vs. PORTLAND STATE	W, 3-2	1984	Portland State	W, 4-3
4/12/2000	at Portland State	W, 7-4	1984	Portland State	W, 3-2
4/12/2000	at Portland State	W, 7-5	1984	Portland State	L, 2-3
3/18/2000	vs. Portland State	W, 8-0	1984	Portland State	L, 2-4
4/22/1999	at Portland State	W, 4-0	1983	Portland State	L, 2-6
4/22/1999	at Portland State	L, 4-5	1983	Portland State	L, 0-5
4/14/1999	vs. PORTLAND STATE	W, 8-4	1983	Portland State	L, 0-4
4/14/1999	vs. PORTLAND STATE	W, 5-3	1983	Portland State	L, 0-1
4/8/1998	at Portland State	W, 10-6	1983	Portland State	L, 2-7
4/8/1998	at Portland State	L, 6-9	1983	Portland State	L, 1-2
3/13/1998	vs. PORTLAND STATE	W, 9-1	1983	Portland State	L, 1-4
3/13/1998	vs. PORTLAND STATE	W, 8-0	1983	Portland State	L, 2-5
4/27/1997	vs. Portland State	W, 8-4	1982	Portland State	W, 1-0
4/27/1997	vs. Portland State	W, 7-1	1982	Portland State	L, 0-5
4/30/1996	vs. PORTLAND STATE	W, 5-2	1982	Portland State	L, 0-6
4/30/1996	vs. PORTLAND STATE	W, 1-0	1982	Portland State	L, 0-7
4/27/1994	vs. PORTLAND STATE	W, 10-0	1982	Portland State	W, 2-0
4/27/1994	vs. PORTLAND STATE	W, 3-1	1982	Portland State	L, 0-1
4/21/1993	at Portland State	W, 5-0	1982	Portland State	L, 0-1
4/21/1993	at Portland State	W, 6-0	1981	Portland State	L, 0-4
4/18/1992	vs. PORTLAND STATE	L, 0-1	1981	Portland State	L, 1-8
4/18/1992	vs. PORTLAND STATE	W, 4-1	1981	Portland State	L, 0-1
5/1/1991	vs. PORTLAND STATE	W, 1-0	1981	Portland State	L, 4-5
5/1/1991	vs. PORTLAND STATE	W, 12-2	1981	Portland State	W, 7-2
4/20/1991	at Portland State	L, 2-4	1980	Portland State	W, 10-3
4/20/1991	at Portland State	L, 5-6	1980	Portland State	W, 13-0
5/2/1990	vs. PORTLAND STATE	W, 7-1	1980	Portland State	W, 7-6
5/2/1990	vs. PORTLAND STATE	L, 2-3	1980	Portland State	W, 7-0
4/21/1990	vs. PORTLAND STATE	W, 3-0	1980	Portland State	W, 17-6
4/21/1990	vs. PORTLAND STATE	W, 4-3	1979	Portland State	L, 0-1
4/15/1990	at Portland State	W, 1-0	1979	Portland State	W, 11-1
4/15/1990	at Portland State	W, 6-0	1979	Portland State	W, 6-2
5/2/1989	vs. PORTLAND STATE	W, 4-2	1979	Portland State	W, 2-1
5/2/1989	vs. PORTLAND STATE	W, 1-0	1979	Portland State	W, 3-0
4/23/1989	at Portland State	W, 2-1			

ALL-TIME OPPONENT SERIES GAME-BY-GAME

1978	Portland State	L, 8-9
1978	Portland State	W, 4-0
1978	Portland State	W, 2-0
1978	Portland State	L, 1-2
1977	Portland State	L, 8-13
1977	Portland State	W, 8-0
1977	Portland State	L, 4-14
1977	Portland State	W, 5-2
1977	Portland State	W, 5-3
1976	Portland State	L, 5-9
1976	Portland State	W, 10-4
1976	Portland State	W, 6-5
1976	Portland State	W, 11-1
1976	Portland State	W, 1-0
1975	Portland State	W, 7-4
1975	Portland State	L, 0-5
1975	Portland State	W, 7-2
1974	Portland State	L, 4-10
1974	Portland State	L, 6-10
1974	Portland State	W, 10-2

PRINCETON
Series Record: Oregon leads, 1-0

3/1/1996	vs. Princeton	W, 7-0
----------	---------------	--------

PUGET SOUND
Series Record: Oregon leads, 7-0

4/12/1996	at Puget Sound	W, 5-2
4/12/1996	at Puget Sound	W, 7-0
4/23/1995	at Puget Sound	W, 8-7
4/23/1995	at Puget Sound	W, 7-3
5/1/1994	at Puget Sound	W, 4-1
5/1/1994	at Puget Sound	W, 7-0
1985	Puget Sound	W, 4-0

PURDUE
Series Record: Oregon leads, 6-1

3/10/2012	vs. Purdue (UO #15)	W, 9-1
3/3/2012	vs. Purdue (UO #18)	W, 8-1
3/10/2001	vs. Purdue	W, 2-1
2/28/1998	vs. Purdue	W, 10-6
2/14/1998	vs. Purdue	L, 3-6
2/14/1997	vs. Purdue	W, 7-2
2/18/1995	vs. Purdue	W, 10-9

RUTGERS
Series Record: Oregon leads, 3-0

2/16/2018	vs. Rutgers (UO #3)	W, 10-0 (5)
3/4/2004	vs. Rutgers (UO #14)	W, 6-0
3/19/1999	vs. Rutgers	W, 17-2

SAINT JOHN'S
Series Record: Oregon leads, 1-0

2/27/2015	vs. St. John's (UO #2)	W, 8-5
-----------	------------------------	--------

SAINT MARY'S (CALIF.)
Series Record: Oregon leads, 21-4

3/4/2016	vs. Saint Mary's (UO #7)	W, 7-2
3/9/2013	vs. Saint Mary's (UO #8)	W, 4-2
3/3/2007	vs. Saint Mary's (UO #17)	W, 10-1
3/2/2007	vs. Saint Mary's (UO #17)	L, 1-2
3/28/2001	vs. Saint Mary's	L, 5-6
3/28/2001	vs. Saint Mary's	W, 3-2
3/24/1998	vs. Saint Mary's	W, 15-1
3/24/1998	vs. Saint Mary's	W, 10-0
3/7/1998	vs. Saint Mary's	W, 4-2

3/29/1997	at Saint Mary's	W, 8-2
3/29/1997	at Saint Mary's	W, 8-3
3/28/1997	at Saint Mary's	W, 17-3
3/28/1997	at Saint Mary's	L, 7-8
3/22/1993	at Saint Mary's	W, 10-1
3/22/1993	at Saint Mary's	W, 8-0
3/7/1993	vs. Saint Mary's	W, 13-4
3/5/1993	vs. Saint Mary's	W, 2-1
3/8/1992	at Saint Mary's	W, 12-1
3/8/1992	at Saint Mary's	W, 7-1
3/19/1990	at Saint Mary's	W, 12-1
3/19/1990	at Saint Mary's	W, 14-0
4/2/1989	at Saint Mary's	W, 10-0
4/2/1989	at Saint Mary's	W, 6-0
1985	Saint Mary's	W, 2-1
1985	Saint Mary's	L, 0-1

SACRAMENTO STATE
Series Record: Oregon leads, 16-15

3/12/2016	vs. Sacramento State (UO #7)	W, 4-1
2/21/2004	vs. Sacramento State (UO #21)	W, 3-0
3/21/2000	at Sacramento State	W, 2-0
3/21/2000	at Sacramento State	L, 3-4
3/19/2000	vs. Sacramento State	W, 8-2
2/26/1994	vs. Sacramento State	W, 4-0
3/5/1993	vs. Sacramento State	W, 1-0
2/26/1993	vs. Sacramento State	L, 2-7
5/1/1992	vs. SACRAMENTO STATE	W, 1-0
5/1/1992	vs. SACRAMENTO STATE	W, 5-3
3/18/1991	vs. SACRAMENTO STATE	W, 3-1
3/18/1991	vs. SACRAMENTO STATE	L, 0-4
3/31/1990	at Sacramento State	L, 1-2
3/31/1990	at Sacramento State	W, 2-0
3/30/1987	at Sacramento State	L, 2-3
3/30/1987	at Sacramento State	W, 4-1
4/1/1986	at Sacramento State	L, 2-5
4/1/1986	at Sacramento State	W, 3-1
1984	Sacramento State	W, 1-0
1984	Sacramento State	W, 4-2
1981	Sacramento State	L, 0-1
1981	Sacramento State	L, 0-4
1981	Sacramento State	L, 0-4
1980	Sacramento State	L, 0-3
1980	Sacramento State	W, 3-2
1980	Sacramento State	W, 4-3
1979	Sacramento State	L, 1-5
1978	Sacramento State	L, 2-4
1978	Sacramento State	L, 0-9
1977	Sacramento State	L, 2-10
1977	Sacramento State	L, 0-11

SAM HOUSTON STATE
Series Record: Tied, 1-1

2/18/2015	vs. Sam Houston State (UO @2)	W, 14-4 (5)
3/22/1992	vs. Sam Houston State	L, 2-4

SAN DIEGO
Series Record: Oregon leads, 4-1

2/21/2010	vs. San Diego	W, 14-5
2/28/2008	at San Diego	W, 2-0
2/22/2007	at San Diego	W, 7-4
2/25/2007	vs. San Diego (UO #25)	W, 6-0
1984	San Diego	L, 0-3

ALL-TIME OPPONENT SERIES GAME-BY-GAME

SAN DIEGO STATE

Series Record: Oregon leads, 16-11

2/28/15	at San Diego State (UO #2)	W, 7-3
3/8/2013	vs. San Diego State (UO #8)	W, 3-2
2/24/2013	vs. San Diego State (UO #9)	W, 3-1
3/11/2012	vs. San Diego State (UO #15)	W, 6-0
2/12/2012	vs San Diego State (UO #11)	W, 5-4
3/5/2010	at San Diego State	L, 2-5
2/13/2010	vs. San Diego State	L, 3-4 (8)
2/27/2009	at San Diego State	L, 4-5
3/2/2008	vs. #20 San Diego State	L, 2-3
2/24/2007	at San Diego State (UO #25)	W, 3-2
3/5/2006	at San Diego State (UO #23)	L, 4-5
3/3/2006	vs. San Diego State (UO #23)	L, 1-4
3/20/2005	at San Diego State	W, 2-0
2/26/2005	vs. San Diego State (UO #18)	W, 3-1
5/16/2003	vs. San Diego State^ (UO #17)	W, 4-1
2/16/2003	vs. San Diego State#	L, 0-1
3/4/2000	vs. San Diego State	W, 7-4
2/28/1999	vs. San Diego State	W, 9-3
2/27/1999	vs. San Diego State	W, 4-0
2/28/1997	at San Diego State	L, 0-1
3/28/1989	at San Diego State	W, 3-0
3/28/1989	at San Diego State	W, 4-0
4/2/1988	vs. San Diego State	W, 7-0
3/31/1988	vs. San Diego State	L, 2-4
3/6/1987	vs. San Diego State	W, 2-0
3/5/1987	vs. San Diego State	L, 0-3
3/5/1987	vs. San Diego State	L, 1-2

SAN FRANCISCO

Series Record: USF leads, 10-12

3/21/1989	at San Francisco	W, 4-0
3/21/1989	at San Francisco	W, 5-3
2/5/1989	vs. San Francisco	W, 5-1
2/3/1989	vs. San Francisco	W, 11-2
4/2/1988	vs. San Francisco	W, 2-0
3/31/1987	at San Francisco	W, 2-1
3/31/1987	at San Francisco	W, 2-1
4/16/1987	vs. San Francisco	L, 1-3
4/16/1987	vs. San Francisco	W, 3-1
3/24/1986	at San Francisco	L, 1-2
3/24/1986	at San Francisco	W, 1-0
1985	San Francisco	L, 1-7
1985	San Francisco	L, 0-4
1984	San Francisco	W, 2-0
1984	San Francisco	L, 0-1
1984	San Francisco	L, 0-3
1984	San Francisco	L, 0-1
1984	San Francisco	L, 1-3
1984	San Francisco	L, 0-1
1982	San Francisco	L, 9-10
1981	San Francisco	L, 1-11
1981	San Francisco	L, 3-4

SAN FRANCISCO STATE

Series Record: Tied, 1-1

1984	San Francisco State	W, 1-0
1984	San Francisco State	L, 1-4

SAN JOSE STATE

Series Record: Oregon leads, 13-4

2/25/2018	vs. San Jose State (UO #5)	W, 1-0 (6)
2/10/2017	vs. San Jose State (UO #9)	W, 8-0 (6)
2/9/2013	vs. San Jose State (UO #5)	W, 7-1
2/11/2012	vs. San Jose State (UO #11)	W, 9-0

2/27/2011	vs. San Jose State (UO #13)	W, 8-0 (5)
2/26/2011	vs. San Jose State (UO #13)	W, 8-0 (5)
2/17/2008	vs. San Jose State	W, 4-3
3/7/2003	vs. San Jose State (UO #23)	W, 3-0
4/13/2001	SAN JOSE STATE	W, 9-1
4/13/2001	SAN JOSE STATE	W, 4-1
3/3/2001	vs. San Jose State	L, 1-2
3/17/2000	vs. San Jose State	W, 9-1
3/19/1999	vs. San Jose State	W, 2-0
3/6/1993	vs. San Jose State	W, 2-1
3/6/1993	vs. San Jose State	L, 1-2
3/26/1986	at San Jose State	L, 2-3
3/26/1986	at San Jose State	L, 1-14

SANTA CLARA

Series Record: Oregon leads, 24-2

2/27/2011	vs. Santa Clara (UO #13)	W, 6-0
5/2/2006	SANTA CLARA	W, 9-1
5/2/2006	SANTA CLARA	W, 6-0
4/11/2005	SANTA CLARA (UO #25)	W, 5-0
4/11/2005	SANTA CLARA (UO #25)	W, 5-0
3/8/2003	vs. Santa Clara (UO #23)	W, 3-0
3/26/2001	vs. Santa Clara	W, 3-1
3/26/2001	vs. Santa Clara	L, 1-0
3/22/2000	at Santa Clara	W, 10-1
3/22/2000	at Santa Clara	W, 7-0
3/23/1999	at Santa Clara	W, 12-1
3/23/1999	at Santa Clara	W, 6-2
3/5/1999	vs. Santa Clara	W, 6-1
3/8/1998	at Santa Clara	W, 2-0
3/7/1998	at Santa Clara	W, 2-1
3/19/1994	at Santa Clara	W, 17-0
3/19/1994	at Santa Clara	W, 4-1
3/20/1990	at Santa Clara	L, 1-2
3/20/1990	at Santa Clara	W, 3-0
3/20/1989	at Santa Clara	W, 2-1
3/20/1989	at Santa Clara	W, 11-1
1985	Santa Clara	W, 3-1
1985	Santa Clara	W, 5-4
1984	Santa Clara	W, 10-0
1984	Santa Clara	W, 10-3
1983	Santa Clara	W, 12-0

SEATTLE U

Series Record: Oregon leads, 10-0

2/10/2019	vs. Seattle U (UO #25)	W, 8-6
2/11/2017	vs. Seattle U (UO #9)	W, 4-2
5/1/2013	vs. Seattle U (UO #4)	W, 4-0
5/1/2013	vs. Seattle U (UO #4)	W, 6-4
5/2/2012	vs. Seattle U (UO #12)	W, 10-8
5/2/2012	vs. Seattle U (UO #12)	W, 8-0
3/25/2010	vs. Seattle U (UO #25)	W, 5-3
3/25/2010	vs. Seattle U (UO #25)	W, 4-0 (6)
3/24/2009	vs. Seattle U	W, 10-7
3/24/2009	vs. Seattle U	W, 9-0

SETON HALL

Series Record: Oregon leads, 1-0

2/16/2007	vs. Seton Hall	W, 14-0
-----------	----------------	---------

SIENA

Series Record: Oregon leads, 1-0

2/23/2007	vs. Siena (UO #25)	W, 13-0
-----------	--------------------	---------

ALL-TIME OPPONENT SERIES GAME-BY-GAME

SIMON FRASER

Series Record: Oregon leads, 14-0

3/26/2000	SIMON FRASER	W, 4-1
4/27/1999	SIMON FRASER	W, 4-3
3/27/1998	SIMON FRASER	W, 4-1
3/27/1998	SIMON FRASER	W, 6-0
4/21/1997	SIMON FRASER	W, 5-4
4/21/1997	SIMON FRASER	W, 9-6
3/3/1995	SIMON FRASER	W, 4-3
3/3/1995	SIMON FRASER	W, 10-6
4/20/1994	SIMON FRASER	W, 3-0
4/20/1994	SIMON FRASER	W, 8-0
4/20/1992	SIMON FRASER	W, 2-0
4/20/1992	SIMON FRASER	W, 3-2
4/30/1991	SIMON FRASER	W, 6-0
4/30/1991	SIMON FRASER	W, 8-

SONOMA STATE

Series Record: Sonoma State leads, 4-1

4/1/1987	at Sonoma State	L, 1-4
4/1/1987	at Sonoma State	L, 3-4
3/28/1987	vs. Sonoma State	L, 3-5
3/23/1986	at Sonoma State	W, 4-0
3/23/1986	at Sonoma State	L, 0-1

SOUTH CAROLINA

Series Record: Oregon leads, 4-2

2/16/2008	vs. South Carolina	W, 3-0
5/20/2007	at South Carolina (UO #20)	L, 0-2
5/20/2007	at South Carolina (UO #20)	L, 3-4
5/19/2007	at South Carolina (UO #20)	W, 8-4
2/27/1994	vs. South Carolina	W, 4-0
5/26/1989	vs. South Carolina (WCWS)	W, 1-0

SOUTH DAKOTA STATE

Series Record: Oregon leads, 2-0

3/18/2007	SOUTH DAKOTA STATE (UO #14)	W, 6-0
3/18/2007	SOUTH DAKOTA STATE (UO #14)	W, 10-1

SOUTH FLORIDA

Series Record: Oregon leads, 4-0

3/1/2018	at South Florida (UO #6)	W, 8-0 (5)
3/1/2018	at South Florida (UO #6)	W, 6-1
5/22/2004	vs. #17 South Florida (UO #12)	W, 2-1
5/21/2004	vs. #17 South Florida (UO #12)	W, 12-0

SOUTHEAST LOUISIANA

Series Record: Oregon leads, 2-0

2/7/2003	vs. S.E. Louisiana	W, 3-0
3/20/1992	vs. SE Louisiana	W, 11-2

SOUTHEAST MISSOURI STATE

Series Record: Oregon leads, 1-0

3/19/1999	vs. SEMO	W, 9-2
-----------	----------	--------

SOUTHERN ILLINOIS

Series Record: Tied, 1-1

2/23/2001	vs. Southern Illinois	W, 4-1
3/20/1999	vs. Southern Illinois	L, 3-6

SOUTHERN MISSISSIPPI

Series Record: Southern Mississippi leads, 4-3

2/15/2009	vs. Southern Mississippi	W, 14-0 (5)
2/28/2004	vs. Southern Mississippi (UO #17)	W, 12-1
2/27/2004	vs. Southern Mississippi (UO #17)	W, 13-3
5/21/2000	vs. Southern Mississippi	L, 1-3

5/18/2000	vs. Southern Mississippi	L, 0-3
2/13/2000	vs. Southern Mississippi	L, 0-3
2/12/1999	vs. Southern Mississippi	L, 2-5

SOUTHERN OREGON

Series Record: Oregon leads, 10-0

1982	SOUTHERN OREGON	W, 19-4
1982	SOUTHERN OREGON	W, 7-0
1981	SOUTHERN OREGON	W, 9-0
1980	SOUTHERN OREGON	W, 13-0 (5)
1980	SOUTHERN OREGON	W, 4-0
1979	SOUTHERN OREGON	W, 7-0
1978	SOUTHERN OREGON	W, 8-7
1977	SOUTHERN OREGON	W, 15-5
1976	SOUTHERN OREGON	W, 13-4
1976	SOUTHERN OREGON	W, 4-2

SOUTHERN UTAH

Series Record: Oregon leads, 7-3

3/5/2016	vs. Southern Utah (UO #7)	W, 9-0 (5)
3/25/2014	vs. Southern Utah	W, 8-0 (5)
3/6/2009	vs. Southern Utah	L, 1-2
3/7/2009	vs. Southern Utah	L, 5-10
3/7/2008	vs. Southern Utah	W, 10-6
3/8/2008	vs. Southern Utah	W, 7-1
3/2/2002	vs. Southern Utah	W, 9-1
2/28/1992	vs. Southern Utah	W, 9-1
2/1/2029	vs. Southern Utah	W, 13-5
3/12/2004	vs. Southern Utah (UO #16)	L, 3-4

Southwest Louisiana

Series Record: Tied, 1-1

2/28/1992	vs. Southwest Louisiana	W, 2-1
3/1/1992	vs. Southwest Louisiana	L, 1-6

SOUTHWEST MISSOURI STATE

Series Record: Oregon leads, 1-0

1980	Southwest Missouri	W, 2-1
------	--------------------	--------

SOUTHWEST TEXAS

Series Record: Oregon leads, 5-1

2/1/2003	vs. Southwest Texas State	W, 2-1
2/2/2002	vs. Southwest Texas State	W, 3-1
2/2/2001	at Southwest Texas State	L, 2-3
2/4/2001	vs. Southwest Texas State	W, 3-2
2/11/2000	vs. Southwest Texas State	W, 10-2
2/23/1997	vs. Southwest Texas State	W, 12-3

STANFORD

Series Record: Oregon leads, 52-34

3/31/2019	at Stanford	L, 7-6
3/30/2019	at Stanford	W, 7-2
3/29/2019	at Stanford	L, 8-6
4/22/2018	STANFORD (UO #4)	W, 4-1
4/21/2018	STANFORD (UO #4)	W, 4-1
4/20/2018	STANFORD (UO #4)	W, 8-4
5/13/2017	at Stanford (UO #3)	W, 9-0 (5)
5/12/2017	at Stanford (UO #3)	W, 8-0 (5)
5/11/2017	at Stanford (UO #3)	W, 9-2
3/26/2016	STANFORD (UO #4)	W, 8-0 (6)
3/25/2016	STANFORD (UO #4)	W, 11-2 (6)
3/24/2016	STANFORD (UO #4)	W, 2-0
4/20/2015	at Stanford (UO #1)	W, 6-3
4/19/2015	at Stanford (UO #1)	W, 12-8
4/18/2015	at Stanford (UO #1)	W, 5-4
4/27/2014	at Stanford (UO #1)	W, 7-2

ALL-TIME OPPONENT SERIES GAME-BY-GAME

4/26/2014	at Stanford (UO #1)	W, 7-1
4/25/2014	at Stanford (UO #1)	W, 7-0
3/25/2013	#15 STANFORD (UO #10)	W, 10-3
3/24/2013	#15 STANFORD (UO #10)	W, 3-2
3/23/2013	#15 STANFORD (UO #10)	W, 4-3
4/7/2012	at #14 Stanford (UO #17)	W, 12-8
4/6/2012	at #14 Stanford (UO #17)	L, 6-7
4/1/2012	at #14 Stanford (UO #17)	W, 8-5
5/8/2011	#10 STANFORD (UO #12)	W, 4-2
5/7/2011	#10 STANFORD (UO #12)	W, 2-0
5/6/2011	#10 STANFORD (UO #12)	L, 1-4
5/15/2010	at #15 Stanford (UO #20)	L, 3-7
5/14/2010	at #15 Stanford (UO #20)	L, 1-5
5/13/2010	at #15 Stanford (UO #20)	L, 4-9
4/24/2009	at #4 Stanford	L, 0-2 (9)
4/5/2009	#2 STANFORD	L, 2-5
4/4/2009	#2 STANFORD	L, 0-11
5/2/2008	#8 STANFORD	L, 0-6
4/12/2008	at #8 Stanford	L, 0-1
4/12/2008	at #8 Stanford	L, 1-2
5/10/2007	at #16 Stanford (UO #20)	W, 5-4
4/1/2007	#11 STANFORD (UO #13)	L, 4-15
3/31/2007	#11 STANFORD (UO #13)	W, 8-0
4/28/2006	#5 STANFORD	W, 9-0
4/9/2006	#8 STANFORD	W, 9-2
4/8/2006	#8 STANFORD	L, 3-7
5/6/2005	at #4 Stanford (UO #25)	L, 1-5
4/16/2005	#8 STANFORD (UO #25)	L, 7-17
5/14/2004	#7 STANFORD (UO #12)	W, 1-0
4/4/2004	at #11 Stanford (UO #15)	L, 1-6
4/3/2004	at #11 Stanford (UO #15)	W, 1-0
5/10/2003	#17 STANFORD (UO #18)	L, 1-5
5/10/2003	#17 STANFORD (UO #18)	W, 7-0
4/4/2003	at #13 Stanford (UO #21)	W, 3-2
5/12/2002	at Stanford	W, 4-0
5/11/2002	at Stanford	L, 1-10
4/5/2002	STANFORD	L, 3-4
5/12/2001	#4 STANFORD	L, 1-5
5/12/2001	#4 STANFORD	L, 0-6
4/6/2001	at #4 Stanford	L, 0-8
5/5/2000	STANFORD	L, 1-2
4/16/2000	at Stanford	W, 3-2
4/15/2000	at Stanford	W, 3-1
5/8/1999	STANFORD	W, 2-0
5/8/1999	STANFORD	L, 1-10
4/11/1999	at Stanford	L, 3-4
4/11/1999	at Stanford	L, 2-3
5/10/1998	at Stanford	L, 0-3
5/10/1998	at Stanford	L, 0-1
4/5/1998	STANFORD	W, 6-1
4/5/1998	STANFORD	L, 0-4
5/10/1997	STANFORD	W, 5-0
5/10/1997	STANFORD	L, 1-7
4/6/1997	at Stanford	L, 1-2
4/6/1997	at Stanford	W, 3-2
3/9/1996	at Stanford	W, 1-0
3/9/1996	at Stanford	L, 1-2
4/29/1995	at Stanford	W, 7-2
4/29/1995	at Stanford	W, 5-2
4/2/1995	STANFORD	W, 6-0
4/2/1995	STANFORD	W, 3-1
3/21/1993	at Stanford	W, 19-0
3/21/1993	at Stanford	W, 11-1
4/25/1992	STANFORD	W, 4-0
4/24/1992	STANFORD	W, 11-0
4/24/1992	STANFORD	W, 11-1

4/24/1992	STANFORD	W, 10-0
4/12/1991	STANFORD	W, 11-0
4/12/1991	STANFORD	W, 12-0
1985	Stanford	W, 1-0

STEPHEN F. AUSTIN

Series Record: Oregon leads, 2-0

3/5/2017	vs. Stephen F. Austin (UO #4)	W, 8-2
2/8/2013	vs. Stephen F. Austin (UO #5)	W, 8-1

SYRACUSE

Series Record: Oregon leads, 1-0

2/10/2007	vs. Syracuse	W, 8-1
-----------	--------------	--------

TEMPLE

Series Record: Oregon leads, 2-0

3/2/2013	vs. Temple (UO #5)	W, 8-1
3/5/2004	vs. Temple (UO #14)	W, 6-2

TENNESSEE

Series Record: Tennessee leads, 3-2

2/24/2018	vs. #11 Tennessee (UO #5)	L, 1-0
6/2/2012	vs. #5 Tennessee (UO #12) (WCWS)	W, 3-1
2/9/2008	vs. #6 Tennessee (UO #20)	L, 0-5
2/17/2006	vs. #4 Tennessee (UO #18)	L, 0-1
2/14/1998	vs. Tennessee	W, 4-2

TENNESSEE-CHATTANOOGA

Series Record: Oregon leads, 1-0

2/15/2014	vs. UT Chattanooga (UO #10)	W, 6-4
-----------	-----------------------------	--------

TEXAS

Series Record: Oregon leads, 6-4

2/16/2018	vs. Texas (UO #3)	W, 8-0 (5)
2/6/2015	vs. #25 Texas (UO #2)	W, 9-0 (5)
5/26/2012	at #8 Texas (UO #12)	W, 5-4 (8)
5/26/2012	at #8 Texas (UO #12)	W, 10-6
5/25/2012	at #8 Texas (UO #12)	L, 2-4
2/20/2009	vs. Texas	L, 0-9 (5)
2/15/2004	vs. #11 Texas (UO #20)	W, 4-1
2/11/2001	vs. #24 Texas (UO #20)	L, 5-6
5/21/1999	vs. Texas	W, 6-0
2/13/1997	vs. Texas	L, 9-11

TEXAS A&M

Series Record: Oregon leads, 6-5

2/23/2019	vs. Texas A&M (UO #17)	W, 7-5
2/23/2018	vs. #6 Texas A&M (UO #5)	L, 3-1
2/18/2015	at #23 Texas A&M (UO #2)	W, 5-1
2/11/2011	vs. #19 Texas A&M (UO #14)	W, 5-0
2/25/2010	vs. #19 Texas A&M	W, 4-0
2/24/2006	vs. #8 Texas A&M (UO #22)	W, 13-7
2/28/2004	at #23 Texas A&M (UO #17)	W, 4-1
2/13/2004	vs. #15 Texas A&M (UO #20)	L, 3-8
3/16/2000	vs. Texas A&M	L, 2-5
3/19/1998	vs. Texas A&M	L, 4-6
3/24/1992	vs. Texas A&M	L, 1-2

TEXAS A&M-CC

Series Record: Oregon leads, 8-0

2/11/2006	vs. Texas A&M Corpus Christi (UO #22)	W, 8-0
1/31/2003	vs. Texas A&M Corpus Christi	W, 10-0
2/2/2002	vs. Texas A&M Corpus Christi	W, 6-1
2/25/2001	vs. Texas A&M Corpus Christi	W, 8-0
2/3/2001	vs. Texas A&M Corpus Christi	W, 11-3
2/2/2001	vs. Texas A&M Corpus Christi	W, 5-0

ALL-TIME OPPONENT SERIES GAME-BY-GAME

3/24/2000	vs. Texas A&M Corpus Christi	W, 8-0
3/24/2000	vs. Texas A&M Corpus Christi	W, 9-0

TEXAS-ARLINGTON
Series Record: Oregon leads, 3-0

2/12/2000	vs. Texas-Arlington	W, 11-3
2/13/1999	vs. Texas Arlington	W, 13-2
3/1/1991	vs. Texas-Arlington	W, 3-2

TEXAS-SAN ANTONIO
Series Record: UTSA leads, 2-1

2/23/2003	vs. Texas-San Antonio (UO #23)	L, 7-8
2/12/1999	vs. Texas-San Antonio	L, 3-4
3/21/1992	vs. Texas-San Antonio	W, 5-0

TEXAS STATE
Series Record: Oregon leads, 1-0

2/12/2005	vs. Texas State (UO #13)	W, 7-1
-----------	--------------------------	--------

TEXAS TECH
Series Record: Oregon leads, 7-3

2/23/2019	vs. Texas Tech (UO #17)	L, 5-0
2/13/2010	vs. Texas Tech	L, 3-4
2/7/2009	vs. Texas Tech	W, 4-3 (8)
2/11/2007	vs. Texas Tech	W, 4-2
2/22/2003	vs. Texas Tech (UO #25)	W, 1-0
1/31/2003	vs. Texas Tech	W, 2-1
2/3/2002	vs. Texas Tech	L, 1-9
2/1/2002	vs. Texas Tech	W, 7-2
2/9/2001	vs. Texas Tech	W, 8-0
2/26/2000	vs. Texas Tech	W, 3-1

TOLEDO
Series Record: Oregon leads, 6-2

2/14/2014	vs. Toledo (UO #10)	W, 11-2 (5)
3/27/1996	vs. Toledo	W, 3-2
3/27/1996	vs. Toledo	W, 4-3
2/26/1995	vs. Toledo	L, 1-2
2/25/1995	vs. Toledo	L, 2-3
3/3/1991	TOLEDO	W, 4-1
3/3/1991	TOLEDO	W, 8-0
3/26/1988	vs. Toledo	W, 10-3

TOWSON
Series Record: Oregon leads, 3-0

3/17/2007	TOWSON (UO #14)	W, 8-0
3/17/2007	TOWSON (UO #14)	W, 9-0
3/19/2005	vs. Towson	W, 2-0

TULSA
Series Record: Oregon leads, 3-0

2/20/2015	vs. #25 Tulsa (UO #2)	W, 4-2
5/17/2008	vs. Tulsa	W, 1-0
2/11/2000	vs. Tulsa	W, 13-0

UCLA
Series Record: UCLA leads, 85-28

4/14/2019	at #1 UCLA	L, 8-1
4/13/2019	at #1 UCLA	L, 8-3
4/12/2019	at #1 UCLA	W, 4-3
3/18/2018	#3 UCLA (UO #6)	W, 3-0
3/17/2018	#3 UCLA (UO #6)	W, 7-5
3/16/2018	#3 UCLA (UO #6)	L, 6-2
4/9/2017	at #9 UCLA (UO #2)	W, 11-4

4/8/2017	at #9 UCLA (UO #2)	L, 1-0 (9)
4/7/2017	at #9 UCLA (UO #2)	L, 2-0
5/29/2016	#14 UCLA (UO #4) (Super Regional)	L, 2-1
5/29/2016	#14 UCLA (UO #4) (Super Regional)	L, 2-1 (9)
5/28/2016	#14 UCLA (UO #4) (Super Regional)	W, 8-1
4/3/2016	#16 UCLA (UO #4)	L, 4-1
4/2/2016	#16 UCLA (UO #4)	W, 6-5
4/1/2016	#16 UCLA (UO #4)	L, 16-6 (5)
5/28/2015	vs. #7 UCLA (UO #2) (WCWS)	L, 7-1
4/5/2015	at #8 UCLA (UO #1)	W, 10-0 (5)
4/4/2015	at #8 UCLA (UO #1)	W, 6-4
4/3/2015	at #8 UCLA (UO #1)	L, 8-1
4/6/2014	#1 UCLA (UO #3)	L, 6-1
4/5/2014	#1 UCLA (UO #3)	W, 12-4 (5)
4/4/2014	#1 UCLA (UO #3)	W, 9-7
4/28/2013	at #16 UCLA (UO #4)	W, 7-5
4/27/2013	at #16 UCLA (UO #4)	L, 7-5
4/26/2013	at #16 UCLA (UO #4)	W, 9-6
5/12/2012	#14 UCLA (UO #12)	W, 8-2
5/11/2012	#14 UCLA (UO #12)	W, 3-2
5/10/2012	#14 UCLA (UO #12)	L, 10-0
5/14/2011	#12 UCLA (UO #11)	W, 5-0
5/13/2011	#12 UCLA (UO #11)	L, 7-4
5/12/2011	#12 UCLA (UO #11)	W, 6-5
5/2/2010	at #5 UCLA (UO #18)	L, 10-2 (6)
5/1/2010	at #5 UCLA (UO #18)	L, 10-2 (5)
4/30/2010	at #5 UCLA (UO #18)	L, 11-4
5/1/2009	at #2 UCLA	L, 8-0
4/19/2009	#3 UCLA	L, 6-0
4/18/2009	#3 UCLA	L, 9-2
5/8/2008	#3 UCLA	L, 3-1
3/30/2008	at #1 UCLA	L, 12-0
3/29/2008	at #1 UCLA	L, 2-0
4/27/2007	at #12 UCLA (UO #16)	L, 8-0
4/15/2007	#14 UCLA (UO #10)	L, 5-1
4/14/2007	#14 UCLA (UO #10)	L, 13-3
5/5/2006	#1 UCLA	L, 7-0
4/23/2006	#1 UCLA	L, 5-2
4/22/2006	#1 UCLA	L, 9-3
5/12/2005	at #12 UCLA	W, 3-0
4/2/2005	#7 UCLA	W, 2-1
4/2/2005	#7 UCLA	W, 3-1
4/30/2004	#3 UCLA (UO #11)	L, 2-0
4/18/2004	at #3 UCLA (UO #14)	L, 3-2
4/17/2004	at #3 UCLA	W, 4-3
5/2/2003	at #2 UCLA (UO #19)	L, 4-3
4/13/2003	#2 UCLA (UO #20)	L, 9-3
4/12/2003	#2 UCLA (UO #20)	W, 5-4
5/3/2002	UCLA	L, 2-1
4/21/2002	at UCLA	L, 3-1
4/20/2002	at UCLA	L, 7-0
5/4/2001	at #2 UCLA	L, 6-4
4/22/2001	#1 UCLA	L, 6-3
4/21/2001	#1 UCLA	L, 4-3
5/13/2000	at UCLA	L, 5-2
5/13/2000	at UCLA	L, 12-4
4/7/2000	UCLA	L, 6-0
5/1/1999	at UCLA	L, 5-2
5/1/1999	at UCLA	W, 5-2
4/17/1999	UCLA	L, 6-1
4/17/1999	UCLA	L, 16-1
5/2/1998	UCLA	L, 7-4
5/2/1998	UCLA	W, 3-1
4/18/1998	at UCLA	W, 6-5
4/18/1998	at UCLA	L, 10-4
4/26/1997	UCLA	L, 2-0

ALL-TIME OPPONENT SERIES GAME-BY-GAME

4/26/1997	UCLA	L, 8-4
3/22/1997	at UCLA	L, 13-1
3/22/1997	at UCLA	L, 8-0
2/28/1997	UCLA	L, 19-0
4/28/1996	UCLA	L, 8-1
4/28/1996	UCLA	L, 9-5
3/23/1996	at UCLA	L, 4-2
3/23/1996	at UCLA	L, 4-2
5/1/1995	UCLA	L, 13-1
5/1/1995	UCLA	L, 5-0
4/14/1995	UCLA	L, 7-0
5/11/1994	UCLA	W, 3-2
5/11/1994	UCLA	L, 2-1
3/29/1994	at UCLA	L, 1-0
3/29/1994	at UCLA	L, 2-0
3/29/1993	at UCLA	L, 3-0
3/29/1993	at UCLA	L, 2-1
4/19/1992	UCLA	L, 4-1
4/19/1992	UCLA	L, 4-1
4/21/1991	UCLA	L, 7-0
4/21/1991	UCLA	L, 4-0
3/25/1991	at UCLA	L, 5-0
3/25/1991	at UCLA	L, 10-0
2/17/1991	UCLA	L, 5-1
3/27/1990	at UCLA	W, 3-0
3/27/1990	at UCLA	L, 1-0
2/18/1990	UCLA	L, 2-0
5/6/1989	UCLA	L, 3-2
5/6/1989	UCLA	L, 2-0
3/30/1989	at UCLA	L, 1-0
3/30/1989	at UCLA	W, 1-0
5/7/1988	at UCLA	L, 3-2
5/7/1988	at UCLA	L, 5-1
3/20/1988	at UCLA	L, 1-0
3/20/1988	at UCLA	W, 2-0
4/27/1987	UCLA	L, 6-3
4/27/1987	UCLA	L, 2-0
3/8/1987	UCLA	L, 7-0
3/7/1986	UCLA	L, 4-0
1985	UCLA	L, 1-0

UC DAVIS

Series Record: Oregon leads, 7-0

2/23/2014	vs. UC Davis	W, 8-0 (6)
3/1/2009	vs. UC Davis	W, 3-0 (8)
3/25/2008	UC DAVIS	W, 2-0
3/25/2008	UC DAVIS	W, 7-3
2/16/2007	vs. UC Davis	W, 8-0
5/5/2005	at UC Davis	W, 4-0
5/5/2005	at UC Davis	W, 4-0

UC RIVERSIDE

Series Record: Oregon leads, 4-0

2/12/2005	vs. UC Riverside (UO #13)	W, 11-3
5/3/2001	at UC Riverside	W, 9-1
5/3/2001	at UC Riverside	W, 10-0
3/21/1988	at UC Riverside	W, 1-0
3/21/1988	at UC Riverside	W, 3-2

UC SANTA BARBARA

Series Record: Oregon leads, 8-5

2/24/2019	vs. UC Santa Barbara (UO #17)	W, 6-1
2/10/2012	vs. UC Santa Barbara (UO #11)	W, 10-2
2/6/2009	vs. UC Santa Barbara	L, 2-4
2/26/2006	vs. UC Santa Barbara (UO #22)	W, 3-0
3/19/2005	vs. UC Santa Barbara	L, 0-1

2/14/2003	vs. UC Santa Barbara	L, 0-2
2/16/1997	vs. UC Santa Barbara	W, 6-2
3/26/1990	at UC Santa Barbara	W, 4-2
3/26/1990	at UC Santa Barbara	W, 1-0
3/24/1988	vs. UC Santa Barbara	W, 3-0
2/20/1988	vs. UC Santa Barbara	W, 3-1
4/18/1986	vs. UC Santa Barbara	L, 1-4
1984	UC Santa Barbara	L, 0-3

UNLV

Series Record: Oregon leads, 15-11

2/24/2017	vs. UNLV (UO #5)	W, 4-2
2/14/2014	at UNLV (UO #10)	W, 3-1 (10)
2/24/2013	vs. UNLV (UO #9)	W, 4-2
3/26/2011	vs. UNLV (UO #15)	W, 8-4 (5)
3/25/2011	vs. UNLV (UO #15)	W, 11-3 (5)
3/8/2008	vs. UNLV	W, 7-1
3/8/2007	at UNLV (UO #15)	W, 10-1
3/8/2007	at UNLV (UO #15)	L, 1-5
3/3/2005	at UNLV (UO #21)	L, 2-3
3/13/2004	at UNLV (UO #16)	W, 2-1
3/26/2002	vs. UNLV	W, 1-0
3/26/2002	vs. UNLV	W, 5-0
3/8/2002	vs. UNLV	W, 6-4
2/20/1999	vs. UNLV	W, 12-5
2/22/1998	at UNLV	W, 4-3
2/22/1997	vs. UNLV	L, 7-9
2/16/1996	vs. UNLV	L, 11-14
2/25/1995	vs. UNLV	L, 1-3
2/27/1994	vs. UNLV	W, 5-3
2/19/1994	vs. UNLV	L, 2-4
3/26/1993	vs. UNLV	L, 5-7
2/26/1993	vs. UNLV	L, 0-7
3/26/1992	vs. UNLV	L, 0-10
2/28/1992	vs. UNLV	W, 1-0
3/23/1991	vs. UNLV	L, 0-1
3/8/1986	vs. UNLV	L, 0-3

U.S. INTERNATIONAL UNIVERSITY

Series Record: Oregon leads, 5-0

3/29/1989	at U.S. International	W, 3-0
3/29/1989	at U.S. International	W, 3-1
2/17/1990	vs. U.S. International	W, 5-1
3/23/1990	vs. U.S. International	W, 2-1
4/1/1988	vs. U.S. International	W, 4-2

UTAH

Series Record: Oregon leads, 31-12

5/5/2019	at Utah	L, 11-3 (6)
5/4/2019	at Utah	W, 9-4
5/3/2019	at Utah	L, 4-3
5/6/2018	UTAH (UO #2)	W, 8-1
5/5/2018	UTAH (UO #2)	W, 5-2
5/4/2018	UTAH (UO #2)	W, 8-0 (6)
3/26/2017	at #11 Utah (UO #3)	W, 3-0
3/26/2017	at #11 Utah (UO #3)	W, 12-3 (5)
5/14/2016	UTAH (UO #3)	W, 3-2
5/13/2016	UTAH (UO #3)	L, 2-3
5/12/2016	UTAH (UO #3)	W, 5-1
3/23/2015	at Utah (UO #2)	W, 12-0
3/22/2015	at Utah (UO #2)	W, 15-9
3/21/2015	at Utah (UO #2)	W, 4-2
3/24/2014	at Utah (UO #3)	W, 14-3 (5)
3/23/2014	at Utah (UO #3)	W, 12-7
3/22/2014	at Utah (UO #3)	W, 8-7
4/3/2013	UTAH (UO #9)	W, 5-2

ALL-TIME OPPONENT SERIES GAME-BY-GAME

4/2/2013	UTAH (UO #9)	W, 11-1 (6)
4/2/2013	UTAH (UO #9)	W, 11-3 (6)
4/15/2012	at Utah (UO #15)	W, 11-1
4/14/2012	at Utah (UO #15)	W, 6-2
4/13/2012	at Utah (UO #15)	W, 9-0
2/18/2011	vs. Utah (UO #14)	W, 8-5 (9)
2/25/2010	vs. Utah	W, 4-2
3/1/2009	vs. Utah	W, 2-0
2/18/2007	vs. Utah	W, 6-0
3/1/2002	vs. Utah	L, 2-7
2/9/2001	vs. Utah	W, 4-1
2/18/2000	vs. Utah	L, 0-1
2/21/1998	vs. Utah	W, 8-2
2/24/1996	vs. Utah	L, 3-4
2/17/1995	vs. Utah	W, 3-1
3/24/1993	vs. Utah	L, 3-4
3/26/1992	vs. Utah	L, 1-4
3/23/1990	vs. Utah	L, 0-3
5/27/1989	vs. Utah	W, 7-0
2/17/1989	vs. Utah	W, 2-1
3/25/1988	vs. Utah	W, 7-0
3/5/1988	vs. Utah	W, 3-0
3/6/1987	vs. Utah	L, 0-1
1982	Utah	L, 0-1
1980	Utah	L, 3-6

UTAH STATE
Series Record: Oregon leads, 15-6

3/20/2011	UTAH STATE (UO #15)	W, 9-0 (5)
3/20/2011	UTAH STATE (UO #15)	W, 11-3 (6)
3/16/2007	UTAH STATE (UO #14)	W, 8-0
3/16/2007	UTAH STATE (UO #14)	W, 8-0
2/17/2006	vs. Utah State (UO #18)	L, 6-7
3/27/2004	UTAH STATE (UO #17)	W, 2-0
3/27/2004	UTAH STATE (UO #17)	L, 4-5
3/1/2002	vs. Utah State	W, 4-1
3/18/2000	vs. Utah State	W, 9-1
3/17/2000	vs. Utah State	W, 13-0
2/21/1999	vs. Utah State	W, 5-0
2/23/1996	vs. Utah State	L, 3-8
2/18/1996	vs. Utah State	W, 5-3
2/24/1995	vs. Utah State	W, 5-3
3/25/1994	vs. Utah State	W, 7-6
2/25/1994	vs. Utah State	W, 3-2
2/18/1994	vs. Utah State	W, 13-5
1980	Utah State	L, 0-5
1979	Utah State	W, 4-0
1978	Utah State	L, 0-4
1978	Utah State	L, 5-6

UTAH VALLEY
Series Record: Oregon leads, 10-0

5/3/2016	UTAH VALLEY (UO #3)	W, 19-0 (5)
5/3/2016	UTAH VALLEY (UO #3)	W, 7-0
3/25/2015	UTAH VALLEY (UO #2)	W, 3-0
3/25/2015	UTAH VALLEY (UO #2)	W, 9-1 (6)
5/16/2014	UTAH VALLEY (UO #1) (Regional)	W, 12-1 (5)
4/29/2014	UTAH VALLEY (UO #1)	W, 5-4
4/29/2014	UTAH VALLEY (UO #1)	W, 8-0 (5)
2/15/2013	UTAH VALLEY (UO #7)	W, 9-1 (6)
3/25/2007	UTAH VALLEY (UO #12)	W, 9-1
3/25/2007	UTAH VALLEY (UO #12)	W, 10-1

UTEP
Series Record: Oregon leads, 3-0

2/10/2018	vs. UTEP (UO #3)	W, 14-0 (5)
2/7/2009	vs. UTEP	W, 4-2
2/19/2006	vs. UTEP (UO #18)	W, 8-0

VIRGINIA
Series Record: Oregon leads, 4-1

2/9/17	vs. Virginia (UO #9)	W, 11-6
2/22/2014	vs. Virginia (UO #6)	W, 12-3 (6)
2/22/2013	vs. Virginia (UO #9)	W, 13-0 (5)
3/4/2012	vs. Virginia (UO #18)	W, 6-2
3/4/2011	vs. Virginia (UO #13)	L, 2-3

VIRGINIA TECH
Series Record: Tied, 1-1

3/10/2001	vs. Virginia Tech	L, 7-8
3/9/2001	vs. Virginia Tech	W, 3-2

WAGNER
Series Record: Oregon leads, 1-0

2/8/2009	vs. Wagner	W, 3-0 (5)
----------	------------	------------

WASHINGTON
Series Record: Washington leads, 58-31

3/25/2019	#7 WASHINGTON	L, 8-0 (5)
3/24/2019	#7 WASHINGTON	L, 14-2 (5)
3/23/2019	#7 WASHINGTON	L, 6-3 (10)
6/1/2018	vs. #5 Washington (UO #1) (WCWS)	L, 6-2
4/29/2018	at #4 Washington (UO #2)	W, 5-3
4/28/2018	at #4 Washington (UO #2)	W, 4-2
4/27/2018	at #4 Washington (UO #2)	W, 7-2 (9)
6/1/2017	vs. #7 Washington (UO #3) (WCWS)	L, 3-1
4/15/2017	#12 WASHINGTON (UO #4)	L, 5-3 (9)
4/14/2017	#12 WASHINGTON (UO #4)	W, 4-1
4/13/2017	#12 WASHINGTON (UO #4)	L, 4-2
3/21/2016	at #8 Washington (UO #7)	W, 16-4 (6)
3/20/2016	at #8 Washington (UO #7)	W, 11-6
3/19/2016	at #8 Washington (UO #7)	W, 7-2
3/29/2015	#19 WASHINGTON (UO #2)	W, 15-6 (5)
3/28/2015	#19 WASHINGTON (UO #2)	L, 10-2 (5)
3/27/2015	#19 WASHINGTON (UO #2)	W, 8-0 (5)
3/30/2014	#5 WASHINGTON (UO #2)	W, 4-3
3/29/2014	#5 WASHINGTON (UO #2)	W, 4-0
3/29/2014	#5 WASHINGTON (UO #2)	W, 8-0 (5)
3/30/2013	at #15 Washington (UO #10)	L, 2-1
3/29/2013	at #15 Washington (UO #10)	W, 4-2
3/28/2013	at #15 Washington (UO #10)	W, 12-1
4/11/2012	#7 WASHINGTON (UO #15)	L, 6-3
4/10/2012	#7 WASHINGTON (UO #15)	W, 5-3
4/3/2011	at #6 Washington (UO #14)	W, 8-0 (6)
4/2/2011	at #6 Washington (UO #14)	L, 4-2
4/2/2011	at #6 Washington (UO #14)	L, 3-2
4/18/2010	#1 WASHINGTON (UO #17)	L, 1-0
4/17/2010	#1 WASHINGTON (UO #17)	W, 4-0
4/16/2010	#1 WASHINGTON (UO #17)	L, 9-2
5/3/2009	at #4 Washington	L, 8-2
5/2/2009	at #4 Washington	L, 11-0
4/17/2009	#4 WASHINGTON	L, 2-0
5/10/2008	#24 WASHINGTON	W, 3-0
5/9/2008	#24 WASHINGTON	L, 1-7
5/9/2008	#24 WASHINGTON	L, 2-5
4/29/2007	at #11 Washington (UO #16)	L, 0-8
4/28/2007	at #11 Washington (UO #16)	L, 4-6
4/13/2007	#12 WASHINGTON (UO #10)	L, 2-7
5/7/2006	#16 WASHINGTON	W, 2-1

ALL-TIME OPPONENT SERIES GAME-BY-GAME

5/6/2006	#16 WASHINGTON	L, 3-6
4/21/2006	#14 WASHINGTON	L, 0-5
5/14/2005	at #21 Washington	L, 1-7
5/13/2005	at #21 Washington	W, 3-0
4/1/2005	#17 WASHINGTON	L, 3-4
2/6/2005	vs. #9 Washington (UO #13)	L, 0-6
5/2/2004	#7 WASHINGTON (UO #11)	L, 0-1
5/1/2004	#7 WASHINGTON (UO #11)	W, 10-2
4/16/2004	at #7 Washington	W, 2-1
5/4/2003	at #5 Washington (UO #19)	W, 6-5
5/3/2003	at #5 Washington (UO #19)	W, 6-5
4/11/2003	#3 WASHINGTON (UO #22)	L, 0-9
5/5/2002	WASHINGTON	L, 0-8
5/4/2002	WASHINGTON	L, 2-6
4/19/2002	at Washington	L, 0-6
5/6/2001	at Washington	L, 2-6
5/5/2001	at Washington	L, 0-11
4/20/2001	WASHINGTON	L, 1-10
5/12/2000	at Washington	L, 0-9
4/9/2000	WASHINGTON	L, 0-1
4/8/2000	WASHINGTON	L, 1-6
5/2/1999	at Washington	W, 4-3
5/2/1999	at Washington	L, 0-11
4/18/1999	WASHINGTON	L, 2-5
4/18/1999	WASHINGTON	L, 5-8
5/3/1998	WASHINGTON	L, 2-6
5/3/1998	WASHINGTON	W, 11-8
4/19/1998	at Washington	L, 0-7
4/19/1998	at Washington	L, 1-7
5/6/1997	Washington	L, 7-9
5/6/1997	Washington	W, 4-0
4/23/1997	at Washington	L, 0-6
4/23/1997	at Washington	L, 0-5
5/2/1996	at Washington	L, 0-12
5/2/1996	at Washington	L, 0-8
4/27/1996	WASHINGTON	L, 4-9
4/27/1996	WASHINGTON	L, 0-8
4/22/1995	at Washington	L, 0-9
4/22/1995	at Washington	L, 0-4
4/15/1995	WASHINGTON	L, 0-6
4/15/1995	WASHINGTON	L, 0-4
4/30/1994	at Washington	W, 4-1
4/30/1994	at Washington	L, 3-4
4/2/1994	WASHINGTON	L, 1-7
4/2/1994	WASHINGTON	W, 2-0
4/24/1993	WASHINGTON	L, 4-7
4/3/1993	at Washington	W, 11-1
4/3/1993	at Washington	W, 3-2

WEBER STATE

Series Record: Oregon leads, 5-0

3/10/2018	WEBER STATE (UO #6)	W, 10-2 (5)
3/9/2018	WEBER STATE (UO #6)	W, 9-1 (5)
3/19/2011	WEBER STATE (UO #15)	W, 6-2
3/19/2011	WEBER STATE (UO #15)	W, 6-1
1979	Weber State	W, 2-1

WEST VALLEY

Series Record: Oregon leads, 1-0

1980	WEST VALLEY	W, 8-0
------	-------------	--------

WESTERN ILLINOIS

Series Record: Western Illinois leads, 1-0

3/27/1992	vs. Western Illinois	L, 2-3
-----------	----------------------	--------

WESTERN MICHIGAN

Series Record: UO leads, 2-1

2/6/2013	vs. Western Michigan (UO #5)	W, 8-0 (5)
2/14/2010	vs. Western Michigan	W, 4-0
1980	Western Michigan	L, 0-1

WESTERN WASHINGTON

Series Record: Oregon leads, 2-0

4/11/1996	at Western Washington	W, 2-1
4/11/1996	at Western Washington	W, 7-3

WESTERN OREGON

Series Record: Oregon leads, 7-1

4/17/1994	WESTERN OREGON	W, 11-0
4/17/1994	WESTERN OREGON	W, 4-0
3/14/1986	WESTERN OREGON	W, 10-1
1985	Western Oregon	W, 2-1
1985	Western Oregon	W, 3-0
1985	Western Oregon	L, 0-4
1983	Western Oregon	W, 6-1
1982	Western Oregon	W, 5-1

WICHITA STATE

Series Record: Oregon leads, 4-1

2/6/2009	vs. Wichita State	L, 12-15
5/21/2005	vs. Wichita State	W, 3-2
2/25/2000	vs. Wichita State	W, 13-0
3/4/1988	vs. Wichita State	W, 11-0
3/7/1986	vs. Wichita State	W, 5-1

WILLAMETTE

Series Record: Oregon leads, 2-1

3/13/1992	at Willamette	W, 15-0
3/13/1992	at Willamette	W, 3-1
1974	Willamette	L, 4-10

WISCONSIN

Series Record: Oregon leads, 9-0

5/21/2017	WISCONSIN (UO #3) (Regional)	W, 9-0 (5)
5/20/2017	WISCONSIN (UO #3) (Regional)	W, 6-5 (8)
2/8/2015	vs. Wisconsin (UO #2)	W, 10-2 (5)
5/18/2014	#25 WISCONSIN (UO #1) (Regional)	W, 6-0
5/17/2014	#25 WISCONSIN (UO #1) (Regional)	W, 6-1
5/25/2013	#25 WISCONSIN (UO #3) (Regional)	W, 3-0
2/16/2001	vs. Wisconsin	W, 3-2
2/11/2001	vs. Wisconsin (UO #20)	W, 2-0
2/19/1999	vs. Wisconsin	W, 5-0

WISCONSIN-GREEN BAY

Series Record: Oregon leads, 1-0

3/2/1991	vs. Wisconsin-Green Bay	W, 2-1
----------	-------------------------	--------

ALL-TIME LETTERWINNERS
A

Adams, Bree	1990
Aiken, Nancy	1977
Allman, Stacy	1979
Amundson, Stephanie	1985
Anderson, Connie	1975, 76
Anderson, Lindy	1998
Anderson, Martha	1968, 69, 70
Anthony, Ellen	1995
Apfelbaum, Jennifer	1995, 96, 97, 98
Asher, Jan	1974

B

Baird, Dani	2003, 04, 05, 06
Baker, Lori	1974
Balint, Maggie	2017, 18
Ballard, Bea	1974, 75, 76
Barlow-Alexander, Janise	1967
Barnes, Molly	1982
Barnes, Paula	1987
Barnes, Suzie	2004, 05, 06, 07
Barril, Hannah	2007, 08, 09, 10
Bartholomew, Peggy	1972
Baxter, Shawna	1976, 77, 78, 79
Beard, Eliza	1998
Beaudrie-Pierson, Lexy	2014
Belloni, Joanne	1976, 77
Bennett, Jan	1971, 72
Bergstrom, Janell	2000, 01, 02, 03
Bertolina, Renee	1988
Birk, Teri	1978
Birman, Kathy	1984
Birnbaum, Christine	1998, 99
Bishop, Madi	2016, 17
Blenkinsop, Mary	1972, 75
Blickle, Sally	1976, 77, 78, 79
Boekenstein, Bronwyn	1975
Boyer, April	1988
Boskovich, Beth	2003, 04, 05, 06
Bowden, Shaye	2018, 19
Bracken, Monica	1979
Briot, Chrisanne	1978
Brock, Laurie	1975
Brooks, Leanne	1992, 93, 94, 95
Brorby, Mary	1972, 74, 75
Brown, Linda	1969
Bruner, Bayley	2009
Bryant, Neena	2007, 08, 09, 10
Bunker, Allee	2019
Burleson, Vicki	1972, 73, 74
Burden, Kaye	1975
Burger, Allie	2010, 11, 12, 13
Burke, Lauren	2018
Burks, Cherish	2016, 17, 18, 19
Burns, Alana (C.C.)	1998, 99
Butler, Marcella	1974

C

Caldwell, Tami	1983, 84
Campbell, Linda	1967, 68
Camuso, Mia	2017, 18
Cardwell, Molly	1978, 79, 80, 81
Cary, Janet	1974
Casella, Andrea	1980
Cavanaugh, Julie	1988, 89, 90, 91
Cayton, Tammy	1980
Ceo, Courtney	2011, 12, 13, 14
Chambers, Kelsey	2009, 10, 11, 12
Chambers, Lindsey	2009, 10, 11, 12
Chambers, Robin	1978
Chapin, Sherrill	1977
Chaput, Lovena	2005, 06, 07, 08
Chewing, Sue	1968, 69, 70, 71
Christie, Maegan	1996, 97, 98, 99
Cid, Rachel	2019
Coburn, Jackie	1983, 84, 85
Coe, Missy	1999, 2000, 01
Collver, D'Neal	1992
Conroy, Lynne	1977, 79
Cook, Alicia	2005, 06, 07, 08
Cook, Bailey	2019
Cook, Jennifer	1996, 97, 98, 99
Cooper, Mary Ann	1968
Cornwell, Launa	1980
Coryell, Cheryl	1987, 88, 89
Costa, Korai	2013, 14, 15, 16
Coulson, Ces	1989, 90
Cross, Marybeth	1973
Crouch, Julie	1964, 65, 66
Cruse, Haley	2017, 18, 19
Cuico, Kailee	2011, 12, 13, 14
Cushing, Julie	1977, 78
Custer, Triawn	1998, 99, 2000, 01

D

Dail, Jordan	2019
Davison, Jeanette	1983
Dayton, Rachel	1973
Deadmond, Shelley	2009, 10
Deary, Tamia	1991
Decker, Hailey	2015, 16
DeRoss, Dorothy	1946
Doherty, Martha	1967, 68, 69
Doherty, Nancy	1969
Duckett, Karen	1978
Dumas, Tia	1998, 99, 2000
Dumoski, Natasha	1991, 92, 93
Dunham, Jean	1975, 76, 77

E

Eadus, Tabitha	2005
Eaton, Lynn	1980
Eckelman, Deanna	1982
Eilers, Joely	1990
Ekhammer, Karen	1974
Eliades, Jacklyn	2003
Elish, Miranda	2017, 18
Ellis, Jackie	1997, 98
Ellis, Shawn	1979
Endicott, Mikayla	2009, 10, 11
Eversley, Lakeesha	2002

F

Farless, Kris	1983
Feldman, Michele	1983
Finley, Kelly	1988, 89, 90, 91
Fleischauer, Laurie	1991, 92, 93
Forrester, Kathy	1970, 71
Francis, Jennifer	1996
Franck, Cindy	1967, 68, 69, 70
Fredricks, Kathleen	1972
Fry, Vicki	1987, 88, 89, 90
Fuiava, Monique	2008, 09, 10, 11
Funderburg, Stacey	1988, 89
Furchner, Jane	1968, 69

G

Gail, Joanna	2005, 06, 07, 08
Galambos, Betty	1958, 59, 60
Galey, Hannah	2019
Garcia, Jo	1985
Garrett, Cindy	1984, 85
Geoghegan, Maura	1992
Gillespie, Alyssa	2013, 14, 15, 16
Glasco, Geri Ann	2015, 16
Glover, Jackie	1975, 76
Godwin, Amy	1992, 93
Goodell, Erin	2002, 03, 04, 05
Goodrum, Sara	2012, 13, 14, 15
Gordon, Jadia	1974
Gray, Kathy	1988, 89
Green, Sylvia	1976, 79
Green, Veronica	1980, 81, 82
Greig, Carol	1970
Gunderson, Natalie	1985, 86
Gunter, Terri	1977
Gustafson, Andrea	1998, 99, 2000
Gustafson, Stayce	1987

H

Haag, Danielle	1999, 2000
Hadley, Lorna	1971
Haij, Lynsey	2001, 02, 03
Hall, Kristi	2001, 02
Halligan, Sherry	1968, 69, 70
Halvorsen, Kris	1973
Hanson, Becky	1970, 71, 72
Harada, Mary	1978
Harrington, Crissy	1997
Harris, Amy	2003, 04, 05, 06
Hawk, Raegan	1995
Hawkins, Cheridan	2013, 14, 15, 16
Hayles, Kari	2000
Head, Lisa	1997
Headington, Vicki	1980
Hector, Jennifer	1977
Heddinger, Kim	1983, 84, 85, 86
Heiser, Lori	1989
Heisler, Stephanie	1982, 83, 84, 85
Hickey, Katie	1981, 82, 83, 84
Hickson, Barbie	1994
Hill, Cris	1977
Hockett, Sherri	1977
Hoffnagle, Gail	1970, 71, 72, 73

Hogen, Chris	1974
Hogan, Vicki	1979, 80, 81, 82
Holte, Heather	1993, 94, 97
House, Ruth	1981, 82, 83, 84
Hovinga, Karissa	2012, 13, 14, 15
Howard, Katelyn	2019
Howard, Kaylan	2010, 11, 12, 13
Hudson, Kayleen	2004, 05, 06, 08
Huff, Catherine	1963
Hull, Monica	1987, 88, 89, 90
Hutchison, Amber	2000, 01, 02, 03
Hutton, Cynthia	1976
Hutton, Dee	1975

I

Iakopo, Mary	2018
Imbriano, Rose	1992, 93, 94, 95
Ingram, Molly	1997
Isley, Jennifer	1975, 76

J

Jaime, Julie	2003, 04
Jenkins, Sari-Jane	2006, 07, 08, 09
Jeppsen (Lemke), Melisa	1994, 95, 97, 98
Jesse, Helaine	1977, 78
Johnson, Roberta	1985, 86
Johnson, Yogi	1981
Jones, Dennise	1988
Jorgensen, Kristi	2005, 06

K

Kaboli-Nejad, Darya	2016, 17, 18
Kampfer, Kim	1993, 94, 95, 96
Kassman, Robin	1972
Kayser, Suzann	1983, 84, 85, 86
Kelly, Nancy	1972
Kidby, Penny	1970
King, Jeanna	1987, 88, 89, 90
Kinnaman, Lynn	1992
Kivett, Ashley	2008, 09, 10
Kivett, Courtney	2008, 09, 10
Kleist, Megan	2016, 17, 18
Knab, Kathy	1971
Knapp, Stevie Jo	2013, 14, 15, 16
Knight, Sharon	1965, 66, 67, 68
Knox, Kim	1977, 78
Koch, Mary Anne	1970
Koke, Missy	1995, 96, 97, 99
Kontra, Lindsay	2002, 03, 04
Kotz, Lauren	2011
Kroner, Kirsten	1988
Krueger, Kailey	2019

ALL-TIME LETTERWINNERS

L

Larson, Jan	1989, 90
Laux, Alyssa	2000, 01, 02, 03
Lehman, Jackie	1974, 75
Leiter, Kristi	2004, 05, 06, 07
Leonard, Pia	1973, 74, 75
LeRoy, Angie	1994, 95, 96, 97
Lesh, Vicki	1977, 78, 79, 80
Lewis, Alyssa	2015
Lewis, Kira	1987
Liles, Nancy	1971
Lilley, Jenna	2015, 16, 17, 18
Lindvall, Janelle	2013, 14, 15, 16
Lindvall, Lauren	2015, 16, 17, 18
Liu, June	1979, 80, 81, 82
Lloyd, Bev	1959
Logan, Elaine	1978
Long, Christi	1984, 85, 86
Longton, Julie	1969, 70, 71
Looper, Patricia	1972
Luciano, Jessica	2002
Luke, Leilani	1979
Lynch, Tracey	1991
Lynch, Beth	1989
Lynn, Capi	1984, 85, 86, 87, 88

M

Mack, Alexis	2017, 18
Mackey, Katie	1996, 97, 98, 99
Maeda, Cindy	1973
Maks, Paige	1985, 86
Malos, Julie	1975
Manning, Deena	1996, 97
Manning, Kim	1989, 90, 91, 92
Marchant, Alice	1981, 82
Martinez, Jill	1997
Martinez, Petrina	1995, 96, 97
Marzano, Sharon	1978, 79
Masters, Jean	1977
Mayfield, Camille	1992
McCall, Marnie	1991, 92
McCarthy, Kathleen	1979
McCormick, Peggy	1971, 72, 73
McCormick, Maryann	1968
McFarlane, Debra	1977, 78
McGillivray, Barbie	1995
McIntosh, Linda	1972
McInturff, Sally	1975
McIvor, Yvonne	1970
McKay, Lori	1976, 77
McKenzie, Ronda	1985, 86, 87, 88
McMurren, Connie	1999, 2000, 01, 02
McNamara, Gail	1990
McNutt, Catherine	1969
Meashintubby, Anissa	2001, 02, 03, 04
Meats, Karen	1965, 66, 67, 68
Meats, Shari	1971
Melick, Hannah	2012, 13
Mercado, Danica	2013, 15, 16, 17
Merz, Ruth	1966, 67
Merz, Sue	1967
Mickes, Alicia	2001
Mills, Anna	2019
Mills, Leann	1987
Minkema, Susan	1979
Mitchell, Amy	1973
Moe, Sue	1965, 66, 67, 68
Moller, Heidi	1970

Moore, Jessica	2010, 11, 12, 13
Moore, Katy	1976
Morris, Amie	2005, 06, 07, 08
Mueller, Chris	1969
Munsen, Heather	2003, 04
Munson, Hanna	1975, 76, 77, 78

N

Nail, Therese	1984
Nelson, Tami	1987
Nichols, Robin	1978
Nicholson, Rexi	1966, 67
Nieto, Christie	2011, 12
Nihei, Allison	1995, 96, 97
Nielsen, Debbie	1974
Norman, Mary	1970
Nusom, Joanne	1969, 70, 71
Nyhus, Ani	2004, 05

O

Obray, Traci	1989
O'Dell, Mary	1982
Ogle, K'lynn	1975
Okuhara, Kristl	1986, 87, 88, 89, 90

P

Pappas, Samantha	2010, 11, 12, 13
Parent, Krista	1980, 81, 82, 83
Parsons, Megan	1994
Paschke, Becky	1977, 78
Pearce, Barbara	1972
Pearl, Patricia	1978, 79
Perryman, Rissa	1995
Peterson, Alexa	2011, 12, 13, 14
Peterson, Kate	2001
Petrick, Marilyn	2002, 03
Pickett, Pauline	1974
Piper, Jennifer	1991, 92, 93, 94
Planche, Kelly	1998, 99, 2000, 01
Polen, Pamela	1972
Polhemus, Wendy	1974
Poore, Anna	1990, 91, 92
Poore, Jenn	2002, 03, 04
Portlock, Catherine	1972, 73, 74, 75
Poticha, Janise	1974
Powell, Cheyene	2015
Preston, Lisa	1993, 94, 95, 96
Privatsky, Lynette	1987
Puentes, Sammie	2014, 15, 16, 17
Pura, Carolyn	1973, 74
Pyles, Patty	1991, 92, 93, 94

R

Ralston, Joy	1977, 78, 79
Rascon, Lauren	2005
Rauch, Cici	1978
Ray, Holly	1999, 2000, 01
Re, Carlyn	2007, 08, 09, 10
Rees, Peg	1974, 75, 76
Reeves, Jordan	2010, 11
Revelle, Rhonda	1980
Rhodes, Shannon	2017, 18
Rice, Jackie	1961
Rice, Melissa	2006, 07, 08, 09
Rickman, Amy	1979
Richards, Ashley	2002, 03, 04, 05
Riles, Alda	1959
Robinson, Jill	1997, 98, 99, 2000

Rooney, Kathy	1974
Ross, Pat	1971
Royster, Desiree	2000
Rumfelt, Brittany	2008, 09, 10, 11
Russell, Josey	1998, 99, 2000

S

Sabella, Kathleen	1979
Sabol, Breanne	2003, 04, 05, 06
Sage, Jackie	1981
Salcido, Trina	1993, 94, 95, 96
Salling, Jenn	2007
Salter, Jodi	1978
Sanders, DJ	2018
Schaefer, Melanie	1976
Schaeffer, Mary Ann	1970
Schmidt, Laura	1991, 92, 93, 94
Schuler, Michelle	1989
Shoemaker, Gayle	1970
Schoon, Debra	1977
Schroeder, Sony	1984, 85, 86, 87
Schumacher, Shelly	1992
Scott, Sandy	1989
Segura, Debi	1973, 75, 76
Semington, Denise	1971
Senner, Danny	1989, 90
Shaffer, Jan	1967, 68, 69
Shaver, Karine	2013, 14
Shelton, Christi	1999, 2000
Shlee, Courtney	2006, 07
Shoulders, Melinda	1976
Shutes, Samantha	2001, 02
Sierzega, Amy	1976, 77, 78

Sievers, Jasmine 2019

Simmons, Tracey	1989, 90, 91, 92
Simonsen, Stefanie	1994
Sitz, Nancy	1974
Skillingstad, Samantha	2009, 10, 11, 12
Smith, Allyson	1976, 77, 78, 79
Smith, Bethany	1998, 99
Smith, Diane	1974, 75
Smith, Tara	1978
Smith, Vicki	1977
Smithson-Willett, Jasmine	2014, 15, 16
Souers, Terry	1974
Sowa, Marcy	1981, 82
Spratlen, Joan	1972, 73, 75
Stahl, Kathy	1993, 94, 95, 96
Stillwell, Belinda	1979
Stine, Lesley	1984, 85, 86
Stinson, Melinda	1976
Storms, Pat	1974
Storz, Kallyn	1982
Strelow, Lisa	1979
Strom, Ellen	1979
Struchen, Carolyn	1996
Stubbard, Marcie	1970
Sullivan, Jamie Rae	2012, 13, 14, 15
Sullivan, Peggy	1975
Sullivan, Sue	1969, 70, 71
Svekis, Gwen	2015, 16, 17, 18
Svoboda, Jan	1970
Sweet, Lori	1979, 80

T

Takeda, Janie	2012, 13, 14, 15
Talarico, Lisa	1980
Taylor, Rachelle	1991, 92, 93, 94
Tisson, Carol	1975, 76
Tommasini, Rachel	2000, 01, 02
Tonole, Kris	1985
Topham, Jenny	1991
Topps, Ann Marie	2004, 05, 06, 07
Touslee, Erin	1996
Travis, Mary	1971
Trommlitz, Irma	1966
Tuggle, Susan	1981, 82, 83, 84

U

Udria, Nikki	2014, 15, 16, 17
Uhrich, Susan	1985, 86
Underhill, Kathy	1983
Updike, Marchia	1970, 71
Utecht, April	2016, 17, 18, 19

V

Van Bergen, Kathleen	1971, 72, 73
Vance, Doris	1973
Vance, Lisa	1977
VanderMaarl, Jennie	1977
Van Loo, Beth	1974
Vidlund, Andrea	2000, 01, 02, 03
Vipond, Karen	1981, 83
Vitek, Kaitlin	2008, 09, 10, 11
Voeller, Susan	1985, 86, 87, 88
Vukovich, Tracey	1976

W

Wagner, Lexi 2019	
Walker, Stacey	1988
Walton, Melinda	1998
Wangler, Lisa	2001
Welch, Lindsey	1997, 98, 99, 2000
West, Mary	1970
Westerfield, Norma	1970
Wiese, Katie	1989, 90, 91
Wiesner, Connie	1976
Williams, Nancy	1974
Williams, Sue	1980
Williams, Valerie	1982
Williamson, Annalisa 2019	
Williamson, Blair	2007, 08, 09, 10
Wood, Laurie	1975, 76
Wood, Valerie	1976
Wooden, Kelly	1993, 94, 95, 96
Woods, Sue	1978, 79, 80
Woods, Sherri	1996
Wright, Carolyn	1978
Wright, Janet	1982
Wright, Jill	1979

Z

Zollner, Tracy	1989
Zuniga, Salena	2001
Zuercher, Lynette	1975, 76, 77

YEAR-BY-YEAR NUMERICAL ROSTERS
2019
Head Coach: Melyssa Lombardi
Assistant Coaches: Megan Langenfeld, Justin Shults

#	Name	Pos.	B/T	Ht.	Yr.	Hometown	Last School
1	Darya Kaboli-Nejad	IF	L/R	5-2	Sr.	Omaha, Neb.	Skutt Catholic HS
2	Jordan Dail	LHP	L/L	5-6	So.	Forest, Va.	Virginia Tech
4	Annalisa Williamson	C	R/R	5-9	Fr.	Portland, Ore.	Jesuit HS
5	Jasmine Sievers	IF	R/R	5-6	Fr.	Mission Viejo, Calif.	Capistrano Valley HS
6	April Utecht	IF/C	R/R	5-9	Sr.	Richland, Wash.	Richland HS
8	Hannah Galey	UT	R/R	5-9	Fr.	Scappoose, Ore.	Scappoose HS
11	Terra McGowan	C	R/R	5-8	Fr.	Mission Viejo, Calif.	Arizona State
20	Rachel Cid	IF	R/R	5-3	Fr.	Tracy, Calif.	Tracy HS
21	Maddie MacGrandle	LHP	L/L	5-11	So.	Frisco, Texas	Texas A&M
26	Haley Cruse	OF	R/R	5-7	Jr.	San Diego, Calif.	Del Norte HS
28	Shaye Bowden	UT	R/R	5-6	So.	Phoenix, Ariz.	Sunnyslope HS
31	Cherish Burks	OF	R/R	5-5	Sr.	Manteca, Calif.	East Union HS
35	Lexi Wagner	OF	R/R	5-7	Fr.	Ventia, Pa.	Seaton-Lasalle HS
51	Allee Bunker	UT	R/R	5-5	Fr.	Huntington Beach, Calif.	Huntington Beach HS

2018
Head Coach: Mike White
Assistant Coaches: Chelsea Spencer, Jimmy Kolaitis

#	Name	Pos.	B/T	Ht.	Yr.	Hometown	Last School
00	Jenna Lilley	IF	L/R	5-5	Sr.	North Canton, Ohio	Hoover HS
4	Lauren Burke	UT	L/L	5-7	Fr.	Eugene, Ore.	Marist HS
1	Darya Kaboli-Nejad	IF	L/R	5-2	Jr.	Omaha, Neb.	Skutt Catholic HS
6	April Utecht	IF/C	R/R	5-9	Jr.	Richland, Wash.	Richland HS
7	Mia Camuso	IF	L/L	5-2	So.	Redding, Calif.	Shasta HS
8	Lauren Lindvall	IF	R/R	5-5	Sr.	Stevenson Ranch, Calif.	West Ranch HS
9	Shannon Rhodes	OF	R/R	5-6	So.	Ft. Worth, Texas	Brewer HS
10	Alexis Mack	OF	L/R	5-4	Jr.	Brecksville, Ohio	South Carolina
17	Mary Iakopo	C	R/R	5-10	Fr.	Carson, Calif.	Los Alamitos HS
21	Gwen Svekis	C	R/R	5-9	Sr.	Davie, Fla.	St. Thomas Aquinas HS
22	Megan Kleist	RHP	R/R	5-11	Jr.	Appleton, Wis.	Kimberly HS
23	Madi Bishop	IF	R/R	5-5	Jr.	Jonesboro, Ark.	Jonesboro HS
25	Maggie Balint	RHP	R/R	5-8	So.	West Grove, Pa.	Avon Grove HS
26	Haley Cruse	OF	R/R	5-7	So.	San Diego, Calif.	Del Norte HS
28	Shaye Bowden	UT	R/R	5-6	Fr.	Phoenix, Ariz.	Sunnyslope HS
31	Cherish Burks	OF	R/R	5-5	Jr.	Manteca, Calif.	East Union HS
37	DJ Sanders	IF	R/R	5-9	Sr.	Columbus, Miss.	Louisiana
40	Miranda Elish	RHP	L/R	5-8	So.	Crown Point, Ind.	Crown Point HS

2017
Head Coach: Mike White
Assistant Coaches: Chelsea Spencer, Jimmy Kolaitis

#	Name	Pos.	B/T	Ht.	Yr.	Hometown	Last School
00	Jenna Lilley	IF	L/R	5-5	Jr.	North Canton, Ohio	Hoover HS
1	Darya Kaboli-Nejad	IF	L/R	5-2	So.	Omaha, Neb.	Skutt Catholic HS
2	Danica Mercado	OF	L/R	5-4	Sr.	Temecula, Calif.	Great Oak HS
3	Nikki Udria	IF	L/R	5-10	Sr.	Covina, Calif.	Mater Dei HS
5	Sammie Puentes	OF	R/R	5-2	Sr.	Hollister, Calif.	Anchorpoint Christian HS
6	April Utecht	IF/C	R/R	5-9	So.	Richland, Wash.	Richland HS
7	Mia Camuso	IF	L/L	5-2	Fr.	Redding, Calif.	Shasta HS
8	Lauren Lindvall	IF	R/R	5-5	Jr.	Stevenson Ranch, Calif.	West Ranch HS
9	Shannon Rhodes	OF	R/R	5-6	Fr.	Ft. Worth, Texas	Brewer HS
10	Alexis Mack	OF	L/R	5-4	So.	Brecksville, Ohio	South Carolina
21	Gwen Svekis	C	R/R	5-9	Jr.	Davie, Fla.	St. Thomas Aquinas HS
22	Megan Kleist	RHP	R/R	5-11	So.	Appleton, Wis.	Kimberly HS
23	Madi Bishop	IF	R/R	5-5	So.	Jonesboro, Ark.	Jonesboro HS
25	Maggie Balint	RHP	R/R	5-8	Fr.	West Grove, Pa.	Avon Grove HS
26	Haley Cruse	OF	R/R	5-7	Fr.	San Diego, Calif.	Del Norte HS
31	Cherish Burks	OF	R/R	5-5	So.	Manteca, Calif.	East Union HS
40	Miranda Elish	RHP	L/R	5-8	Fr.	Crown Point, Ind.	Crown Point HS

YEAR-BY-YEAR NUMERICAL ROSTERS

2016

Head Coach: Mike White

Assistant Coaches: Chelsea Spencer, Jimmy Kolaitis

#	Name	Pos.	B/T	Ht.	Yr.	Hometown	Last School
00	Jenna Lilley	IF		5-5	So.	North Canton, Ohio	Hoover HS
1	Darya Kaboli-Nejad	IF		5-2	Fr.	Omaha, Neb.	Skutt Catholic HS
2	Danica Mercado	IF		5-4	Jr.	Temecula, Calif.	Great Oak HS
3	Nikki Udria	IF		5-10	Jr.	Covina, Calif.	Mater Dei HS
5	Sammie Puentes	OF		5-2	Jr.	Hollister, Calif.	Anchorpoint Christian HS
6	April Utecht	IF		5-9	Fr.	Richland, Wash.	Richland HS
7	Koral Costa	OF		5-5	Sr.	San Pedro, Calif.	San Pedro HS
8	Lauren Lindvall	UT		5-5	So.	Stevenson Ranch, Calif.	West Ranch HS
9	Alyssa Gillespie	OF		5-9	Sr.	Hillsboro, Ore.	Glencoe HS
11	Cheridan Hawkins	LHP		5-10	Sr.	Anderson, Calif.	Anderson HS
12	Geri Ann Glasco	UT/P		5-5	Sr.	Watkinsville, Ga.	Georgia
14	Hailey Decker	IF		5-4	Sr.	Keizer, Ore.	Nebraska
16	Autumn Miller	IF		5-8	Fr.	Elk Grove, Calif.	Pleasant Grove HS
18	Stevie Jo Knapp	IF		5-10	Sr.	Chino Hills, Calif.	Ayala HS
21	Gwen Svekis	UT		5-9	So.	Davie, Fla.	St. Thomas Aquinas HS
22	Megan Kleist	RHP		5-11	Fr.	Appleton, Wis.	Kimberly HS
23	Madi Bishop	IF		5-5	Fr.	Jonesboro, Ark.	Jonesboro HS
24	Marisa Given	OF		5-6	Fr.	Salinas, Calif.	Nortre Dame HS
26	Janelle Lindvall	C		5-10	Sr.	Stevenson Ranch, Calif.	West Ranch HS
31	Cherish Burks	OF		5-5	Fr.	Manteca, Calif.	East Union HS
55	Jasmine Smithson-Willett	RHP		5-8	Sr.	Lake Elsinore, Calif.	Louisville

2015

Head Coach: Mike White

Assistant Coaches: Chelsea Spencer, Jimmy Kolaitis

#	Name	Pos.	B/T	Ht.	Yr.	Hometown	Last School
00	Jenna Lilley	IF		5-5	Fr.	North Canton, Ohio	Hoover HS
1	Sara Goodrum	OF		5-8	Sr.	Mesa, Ariz.	Red Mountain HS
2	Danica Mercado	IF		5-4	RSO.	Temecula, Calif.	Great Oak HS
3	Nikki Udria	IF		5-10	So.	Covina, Calif.	Mater Dei HS
4	Lexy Beaudrie-Pierson	OF		5-1	So.	Scottsdale, Ariz.	Desert Mountain HS
5	Sammie Puentes	OF		5-2	So.	Hollister, Calif.	Anchorpoint Christian HS
7	Koral Costa	OF		5-5	Jr.	San Pedro, Calif.	San Pedro HS
8	Lauren Lindvall	UT		5-5	Fr.	Stevenson Ranch, Calif.	West Ranch HS
9	Alyssa Gillespie	OF		5-9	Jr.	Hillsboro, Ore.	Glencoe HS
10	Karissa Hovinga	RHP		5-9	Sr.	Ralston, Neb.	Papillion HS
11	Cheridan Hawkins	LHP		5-10	Jr.	Anderson, Calif.	Anderson HS
12	Geri Ann Glasco	UT/P		5-5	Jr.	Watkinsville, Ga.	Georgia
14	Hailey Decker	IF		5-4	Jr.	Keizer, Ore.	Nebraska
15	Alyssa Lewis	OF		5-4	RFr.	Goleta, Calif.	Dos Pueblos HS
18	Stevie Jo Knapp	IF		5-10	Jr.	Chino Hills, Calif.	Ayala HS
19	Janie Takeda	OF		5-7	Sr.	Placentia, Calif.	El Dorado HS
20	Jamie Rae Sullivan	IF		5-9	Sr.	Huntington Beach, Calif.	Marina HS
21	Gwen Svekis	UT		5-9	Fr.	Davie, Fla.	St. Thomas Aquinas HS
26	Janelle Lindvall	C		5-10	Jr.	Stevenson Ranch, Calif.	West Ranch HS
27	Cheyene Powell	RHP		5-10	Fr.	Tuttle, Okla.	Blanchard HS
55	Jasmine Smithson-Willett	RHP		5-8	Jr.	Lake Elsinore, Calif.	Louisville

YEAR-BY-YEAR NUMERICAL ROSTERS

2014

Head Coach: Mike White

Assistant Coaches: Chelsea Spencer, Jimmy Kolaitis

#	Name	Pos.	B/T	Ht.	Yr.	Hometown	Last School
1	Sara Goodrum	OF		5-8	Jr.	Mesa, Ariz.	Red Mountain HS
2	Danica Mercado	IF		5-4	So.	Temecula, Calif.	Great Oak HS
3	Nikki Udria	IF		5-10	Fr.	Covina, Calif.	Mater Dei HS
4	Lexy Beaudrie-Pierson	OF		5-1	Fr.	Scottsdale, Ariz.	Desert Mountain HS
5	Sammie Puentes	IF		5-2	Fr.	Hollister, Calif.	Anchorpoint Christian HS
7	Koral Costa	UT		5-5	So.	San Pedro, Calif.	San Pedro HS
8	Karine Shaver	IF		5-4	So.	Waipahu, Hawai'i	Kamehameha HS
9	Alyssa Gillespie	OF		5-9	So.	Hillsboro, Ore.	Glencoe HS
10	Karissa Hovinga	RHP		5-9	Jr.	Ralston, Neb.	Papillion HS
11	Cheridan Hawkins	LHP		5-10	So.	Anderson, Calif.	Anderson HS
14	Alexa Peterson	C		5-8	Sr.	Salem, Ore.	South Salem HS
15	Alyssa Lewis	OF		5-4	Fr.	Goleta, Calif.	Dos Pueblos HS
16	Jasmine Smithson-Willett	RHP		5-8	So.	Lake Elsinore, Calif.	Louisville
18	Stevie Jo Knapp	IF		5-10	So.	Chino Hills, Calif.	Ayala HS
19	Janie Takeda	OF		5-7	Jr.	Placentia, Calif.	El Dorado HS
20	Jamie Rae Sullivan	IF		5-9	Jr.	Huntington Beach, Calif.	Marina HS
22	Courtney Ceo	IF		5-8	Sr.	Meadow Vista, Calif.	Bear River HS
26	Janelle Lindvall	C		5-10	So.	Stevenson Ranch, Calif.	West Ranch HS
33	Kailee Cuico	UT		5-6	Sr.	Carson, Calif.	San Pedro HS

2013

Head Coach: Mike White

Assistant Coaches: Chelsea Spencer, Blake Miller

#	Name	Pos.	B/T	Ht.	Yr.	Hometown	Last School
00	Samantha Pappas	OF		5-10	Sr.	Mission Viejo, Calif.	Tesoro
1	Sara Goodrum	OF		5-8	So.	Mesa, Ariz.	Red Mountain HS
2	Allie Burger	OF		5-3	Sr.	Spokane, Wash.	Shadle Park
3	Kaylan Howard	2B		5-4	Sr.	Riverside, Calif.	Riverside Poly
6	Danica Mercado	IF		5-4	Fr.	Temecula, Calif.	Great Oak HS
7	Koral Costa	UT		5-5	Fr.	San Pedro, Calif.	San Pedro HS
8	Karine Shaver	IF		5-4	Fr.	Waipahu, Hawai'i	Kamehameha HS
9	Alyssa Gillespie	OF		5-9	RFr.	Hillsboro, Ore.	Glencoe HS
10	Karissa Hovinga	RHP		5-9	So.	Ralston, Neb.	Papillion HS
11	Cheridan Hawkins	LHP		5-10	Fr.	Anderson, Calif.	Anderson HS
12	Jessica Moore	RHP		5-10	Sr.	Sutter, Calif.	Sutter
14	Alexa Peterson	C		5-8	Jr.	Salem, Ore.	South Salem HS
18	Stevie Jo Knapp	IF		5-10	Fr.	Chino Hills, Calif.	Ayala HS
19	Janie Takeda	OF		5-7	So.	Placentia, Calif.	El Dorado HS
20	Jamie Rae Sullivan	IF		5-9	So.	Huntington Beach, Calif.	Marina HS
22	Courtney Ceo	IF		5-8	Jr.	Meadow Vista, Calif.	Bear River HS
26	Janelle Lindvall	C		5-10	Fr.	Stevenson Ranch, Calif.	West Ranch HS
33	Kailee Cuico	UT		5-6	Jr.	Carson, Calif.	San Pedro HS

2012

Head Coach: Mike White

Assistant Coaches: Blake Miller, Lisa Dodd

#	Name	Pos.	B/T	Ht.	Yr.	Hometown	Last School
00	Samantha Pappas	OF		5-10	Jr.	Mission Viejo, Calif.	Tesoro
1	Sara Goodrum	OF		5-8	Fr.	Mesa, Ariz.	Red Mountain HS
2	Allie Burger	OF		5-3	Jr.	Spokane, Wash.	Shadle Park
3	Kaylan Howard	2B		5-4	Jr.	Riverside, Calif.	Riverside Poly
4	Lauren Kotz	UT		5-7	So.	Bakersfield, Calif.	Stockdale
5	Lindsey Chambers	IF		5-5	Sr.	Concord, Calif.	Clayton Valley
7	Samantha Skillingsstad	RHP		5-10	Sr.	Spokane, Wash.	Shadle Park
8	Kelsey Chambers	IF		5-5	Sr.	Concord, Calif.	Clayton Valley
9	Alyssa Gillespie	OF		5-9	Fr.	Hillsboro, Ore.	Glencoe HS
10	Karissa Hovinga	RHP		5-9	Fr.	Ralston, Neb.	Papillion HS
12	Jessica Moore	RHP		5-10	Jr.	Sutter, Calif.	Sutter
14	Alexa Peterson	C		5-8	So.	Salem, Ore.	South Salem HS
17	Christie Nieto	UT		5-9	Sr.	Yorba Linda, Calif.	El Dorado
19	Janie Takeda	OF		5-7	Fr.	Placentia, Calif.	El Dorado HS
20	Jamie Rae Sullivan	IF		5-9	Fr.	Huntington Beach, Calif.	Marina HS
21	Liz Brenner	C		6-1	Fr.	Portland, Ore.	Jesuit HS
22	Courtney Ceo	IF		5-8	So.	Meadow Vista, Calif.	Bear River HS
33	Kailee Cuico	UT		5-6	So.	Carson, Calif.	San Pedro HS

YEAR-BY-YEAR NUMERICAL ROSTERS

2011

Head Coach: Mike White

Assistant Coaches: Blake Miller, Lisa Dodd

#	Name	Pos.	B/T	Ht.	Yr.	Hometown	Last School
00	Samantha Pappas	OF		5-10	So.	Mission Viejo, Calif.	Tesoro
1	Cortney Kivett	IF		5-3	Sr.	Yucaipa, Calif.	Yucaipa
2	Allie Burger	OF		5-3	So.	Spokane, Wash.	Shadle Park
3	Kaylan Howard	2B		5-4	So.	Riverside, Calif.	Riverside Poly
4	Lauren Kotz	OF		5-7	Fr.	Bakersfield, Calif.	Stockdale
5	Lindsey Chambers	IF		5-4	Jr.	Concord, Calif.	Clayton Valley
7	Samantha Skillingstad	RHP		5-10	Jr.	Spokane, Wash.	Shadle Park
8	Kelsey Chambers	IF		5-4	Jr.	Concord, Calif.	Clayton Valley
9	Mikayla Endicott	RHP		5-7	Jr.	Roseburg, Ore.	Roseburg
11	Ashley Kivett	C		5-4	Sr.	Yucaipa, Calif.	Yucaipa
12	Jessica Moore	RHP		5-10	So.	Sutter, Calif.	Sutter
13	Kaitlin Vitek	C		5-8	Sr.	Valencia, Calif.	William S. Hart
14	Alexa Peterson	C		5-8	Fr.	Salem, Ore.	South Salem HS
15	Monique Fuiava	1B		5-8	Sr.	Lynwood, Calif.	Mojave
17	Christie Nieto	IF		5-9	Jr.	Yorba Linda, Calif.	El Dorado
22	Courtney Ceo	IF		5-8	Fr.	Meadow Vista, Calif.	Bear River HS
27	Jordan Reeves	C		5-8	Jr.	Fairbanks, Alaska	Lathrop
33	Kailee Cuico	UT		5-6	Fr.	Carson, Calif.	San Pedro HS
35	Brittany Rumpfelt	LHP		5-8	Sr.	Lakeport, Calif.	Clear Lake

2010

Head Coach: Mike White

Assistant Coaches: Jessica Allister, Lisa Dodd

#	Name	Pos.	B/T	Ht.	Yr.	Hometown	Last School
00	Samantha Pappas	OF		5-10	Fr.	Mission Viejo, Calif.	Tesoro
1	Cortney Kivett	IF		5-3	Jr.	Yucaipa, Calif.	Yucaipa
2	Allie Burger	OF		5-3	Fr.	Spokane, Wash.	Shadle Park
3	Kaylan Howard	2B		5-4	Fr.	Riverside, Calif.	Riverside Poly
4	Blair Williamson	OF		5-8	Sr.	Salem, Ore.	Sprague
5	Lindsey Chambers	IF		5-4	So.	Concord, Calif.	Clayton Valley
6	Neena Bryant	OF		5-6	Sr.	Placentia, Calif.	El Dorado
7	Samantha Skillingstad	RHP		5-10	So.	Spokane, Wash.	Shadle Park
8	Kelsey Chambers	IF		5-4	So.	Concord, Calif.	Clayton Valley
9	Mikayla Endicott	RHP		5-7	So.	Roseburg, Ore.	Roseburg
10	Hannah Barril	IF		5-1	Sr.	Juneau, Alaska	Juneau Douglas
11	Ashley Kivett	C		5-4	Jr.	Yucaipa, Calif.	Yucaipa
12	Jessica Moore	RHP		5-10	Fr.	Sutter, Calif.	Sutter
13	Kaitlin Vitek	C		5-8	Jr.	Valencia, Calif.	William S. Hart
15	Monique Fuiava	1B		5-8	Jr.	Lynwood, Calif.	Mojave
24	Carlyn Re	1B		5-6	Sr.	Tualatin, Ore.	Tualatin
25	Shelley Deadmond	OF		5-6	Sr.	Chico, Calif.	Butte College
27	Jordan Reeves	C		5-8	So.	Fairbanks, Alaska	Lathrop
35	Brittany Rumpfelt	LHP		5-8	Jr.	Lakeport, Calif.	Clear Lake

2009

Head Coach: Kathy Arendsen

Assistant Coaches: J. Gaudreau, Mick Hokanson

#	Name	Pos.	B/T	Ht.	Yr.	Hometown	Last School
1	Cortney Kivett	2B		5-3	So.	Yucaipa, Calif.	Yucaipa
2	Sari-Jane Jenkins	OF		5-6	Sr.	Salem, OR	South Salem
4	Blair Williamson	OF		5-8	Jr.	Salem, Ore.	Sprague
5	Lindsey Chambers	IF		5-4	Fr.	Concord, Calif.	Clayton Valley
6	Neena Bryant	OF		5-6	Jr.	Placentia, Calif.	El Dorado
7	Samantha Skillingstad	RHP		5-10	Fr.	Spokane, Wash.	Shadle Park
8	Kelsey Chambers	IF		5-4	Fr.	Concord, Calif.	Clayton Valley
9	Mikayla Endicott	RHP		5-7	Fr.	Roseburg, Ore.	Roseburg
10	Hannah Barril	IF		5-1	Jr.	Juneau, Alaska	Juneau Douglas
11	Ashley Kivett	C		5-4	So.	Yucaipa, Calif.	Yucaipa
13	Kaitlin Vitek	IF		5-8	So.	Valencia, Calif.	William S. Hart
15	Monique Fuiava	1B		5-8	So.	Lynwood, Calif.	Mojave
16	Melissa Rice	RHP		5-8	Sr.	Colville, Wash.	Colville
24	Carlyn Re	1B		5-6	Jr.	Tualatin, Ore.	Tualatin
25	Shelley Deadmond	OF		5-6	RJr.	Chico, Calif.	Butte College
27	Jordan Reeves	C		5-8	Fr.	Fairbanks, Alaska	Lathrop
35	Brittany Rumpfelt	LHP		5-8	So.	Lakeport, Calif.	Clear Lake

YEAR-BY-YEAR NUMERICAL ROSTERS
2008
Head Coach: Kathy Arendsen
Assistant Coaches: J. Gaudreau, Mick Hokanson

#	Name	Pos.	B/T	Ht.	Yr.	Hometown	Last School
1	Cortney Kivett	2B		5-3	Fr.	Yucaipa, Calif.	Yucaipa
2	Sari-Jane Jenkins	OF		5-6	Jr.	Salem, OR	South Salem
3	Courtney Shlee	C		5-7	Jr.	Peoria, Ariz.	Sunrise Mountain
4	Blair Williamson	OF		5-8	So.	Salem, Ore.	Sprague
5	Lovena Chaput	SS		5-9	Sr.	Tualatin, Ore.	Tualatin
6	Neena Bryant	OF		5-6	So.	Placentia, Calif.	El Dorado
7	Alicia Cook	RHP		5-10	Sr.	Elmira, Ore.	Elmira
8	Amie Morris	C		5-7	Sr.	Salem, Ore.	Sprague
9	Joanna Gail	3B		5-9	Sr.	Poway, Calif.	Poway
10	Hannah Barril	UT		5-1	So.	Juneau, Alaska	Juneau Douglas
11	Ashley Kivett	C		5-4	Fr.	Yucaipa, Calif.	Yucaipa
13	Kaitlin Vitek	IF		5-8	Fr.	Valencia, Calif.	William S. Hart
15	Monique Fuiava	1B		5-8	Fr.	Lynwood, Calif.	Mojave
16	Melissa Rice	RHP		5-8	Jr.	Colville, Wash.	Colville
20	Kayleen Hudson	OF		5-8	Sr.	Northglenn, Colo.	Northglenn
24	Carlyn Re	1B		5-6	So.	Tualatin, Ore.	Tualatin
25	Shelley Deadmond	OF		5-6	Jr.	Chico, Calif.	Butte College
35	Brittany Rumpfelt	LHP		5-8	Fr.	Lakeport, Calif.	Clear Lake

2007
Head Coach: Kathy Arendsen
Assistant Coaches: J. Gaudreau, Mick Hokanson

#	Name	Pos.	B/T	Ht.	Yr.	Hometown	Last School
1	Suzie Barnes	2B		5-4	Sr.	Lake Forest Park, Wash.	Shorecrest HS
2	Sari-Jane Jenkins	OF		5-6	So.	Salem, Ore.h	South Salem
3	Courtney Shlee	C		5-7	So.	Peoria, Ariz.	Sunrise Mountain
4	Blair Williamson	OF		5-8	Fr.	Salem, Ore.	Sprague
5	Lovena Chaput	OF		5-9	Jr.	Tualatin, Ore.	Tualatin
6	Neena Bryant	OF		5-6	Fr.	Placentia, Calif.	El Dorado
7	Alicia Cook	RHP		5-10	Jr.	Elmira, Ore.	Elmira
8	Amie Morris	C		5-7	Jr.	Salem, Ore.	Sprague
9	Joanna Gail	IF		5-9	Jr.	Poway, Calif.	Poway
10	Hannah Barril	UT		5-1	Fr.	Juneau, Alaska	Juneau Douglas
13	Kristi Leiter	1B		5-7	Sr.	Lake Stevens, Wash.	Lake Stevens
16	Melissa Rice	RHP		5-8	So.	Colville, Wash.	Colville High School
20	Kayleen Hudson	OF		5-8	Sr.	Northglenn, Colo.	Northglenn
22	Ann Marie Topps	OF		5-9	Sr.	Costa Mesa, Calif.	Costa Mesa
24	Carlyn Re	1B		5-6	Fr.	Tualatin, Ore.	Tualatin
27	Jenn Salling	SS		5-5	Fr.	Port Coquitlam, BC	Terry Fox High School

2006
Head Coach: Kathy Arendsen
Assistant Coaches: J. Gaudreau, Mick Hokanson

#	Name	Pos.	B/T	Ht.	Yr.	Hometown	Last School
1	Suzie Barnes	OF		5-4	Jr.	Lake Forest Park, Wash.	Shorecrest HS
2	Sari-Jane Jenkins	OF		5-6	Fr.	Salem, OR	South Salem
3	Courtney Shlee	C		5-7	Fr.	Peoria, Ariz.	Sunrise Mountain
5	Lovena Chaput	OF		5-9	So.	Tualatin, Ore.	Tualatin
7	Alicia Cook	RHP		5-10	So.	Elmira, Ore.	Elmira
8	Amie Morris	C		5-7	So.	Salem, Ore.	Sprague
9	Joanna Gail	IF		5-9	So.	Poway, Calif.	Poway
10	Amy Harris	RHP		5-5	Sr.	Eugene, Ore.	North Eugene
12	Breanne Sabol	SS		5-4	Sr.	Buena Park, Calif.	Kennedy
13	Kristi Leiter	1B		5-7	Jr.	Lake Stevens, Wash.	Lake Stevens
16	Melissa Rice	RHP		5-8	Fr.	Colville, Wash.	Colville High School
20	Kayleen Hudson	OF		5-8	Jr.	Northglenn, Colo.	Northglenn
21	Beth Boskovich	OF		5-7	Sr.	Camarillo, Calif.	Camarillo
22	Ann Marie Topps	OF		5-9	Jr.	Costa Mesa, Calif.	Costa Mesa
23	Dani Baird	OF		5-4	Sr.	Mt. Vernon, Wash.	Sedro-Wooley HS
25	Kristi Jorgensen	UT		5-9	So.	Tigard, Ore.	Tigard

YEAR-BY-YEAR NUMERICAL ROSTERS

2005

Head Coach: Kathy Arendsen

Assistant Coaches: J. Gaudreau, Amy Hayes

#	Name	Pos.	B/T	Ht.	Yr.	Hometown	Last School
1	Suzie Barnes	OF		5-4	So.	Lake Forest Park, Wash.	Shorecrest HS
2	Erin Goodell	2B		5-5	Sr.	Roseburg, Ore.	Roseburg
4	T.J. Eadus	C		5-4	Fr.	Tucson, Ariz.	Sahuaro
5	Lovena Chaput	OF		5-9	Fr.	Tualatin, Ore.	Tualatin
7	Alicia Cook	RHP		5-10	Fr.	Elmira, Ore.	Elmira
8	Amie Morris	C		5-7	Fr.	Salem, Ore.	Sprague
9	Joanna Gail	IF		5-9	Fr.	Poway, Calif.	Poway
10	Amy Harris	RHP		5-5	Jr.	Eugene, Ore.	North Eugene
12	Breanne Sabol	SS		5-4	Jr.	Buena Park, Calif.	Kennedy
13	Kristi Leiter	1B		5-7	So.	Lake Stevens, Wash.	Lake Stevens
15	Lauren Rascon	IF		5-0	Fr.	Springfield, Ore.	Thurston
16	Ashley Richards	C		5-6	Sr.	Richland, Wash.	Richland
17	Lindsey Kontra	LHP		5-7	Sr.	Valencia, Calif.	Valencia
20	Kayleen Hudson	OF		5-8	So.	Northglenn, Colo.	Northglenn
21	Beth Boskovich	OF		5-7	Jr.	Camarillo, Calif.	Camarillo
22	Ann Marie Topps	OF		5-9	So.	Costa Mesa, Calif.	Costa Mesa
23	Dani Baird	OF		5-4	Jr.	Mt. Vernon, Wash.	Sedro-Wooley HS
25	Kristi Jorgensen	UT		5-9	Fr.	Tigard, Ore.	Tigard
30	Ani Nyhus	RHP		6-0	Sr.	White Rock, B.C.	Semiahomoo

2004

Head Coach: Kathy Arendsen

Assistant Coaches: J. Gaudreau, Mike White

#	Name	Pos.	B/T	Ht.	Yr.	Hometown	Last School
00	Anissa Meashintubby	RHP		5-6	Sr.	Monroe, Ore.	Monroe
1	Suzie Barnes	OF		5-4	Fr.	Lake Forest Park, Wash.	Shorecrest HS
2	Erin Goodell	2B		5-5	Jr.	Roseburg, Ore.	Roseburg
4	Julie Jaime	OF		5-2	Sr.	South Gate, Calif.	South Gate
8	Amie Morris	C		5-7	Fr.	Salem, Ore.	Sprague
10	Amy Harris	RHP		5-5	So.	Eugene, Ore.	North Eugene
12	Breanne Sabol	SS		5-4	So.	Buena Park, Calif.	Kennedy
13	Kristi Leiter	1B		5-7	Fr.	Lake Stevens, Wash.	Lake Stevens
15	Mary Lyn Petrick	1B		5-6	Jr.	Hillsboro, Ore.	Glencoe
16	Ashley Richards	C		5-6	Jr.	Richland, Wash.	Richland
17	Lindsey Kontra	LHP		5-7	Jr.	Valencia, Calif.	Valencia
18	Jenn Poore	C		5-9	Sr.	San Diego, Calif.	Rancho Bernardo
20	Kayleen Hudson	OF		5-8	Fr.	Northglenn, Colo.	Northglenn
21	Beth Boskovich	OF		5-7	So.	Camarillo, Calif.	Camarillo
22	Ann Marie Topps	OF		5-9	Fr.	Costa Mesa, Calif.	Costa Mesa
23	Dani Baird	OF		5-4	So.	Mt. Vernon, Wash.	Sedro-Wooley HS
24	Heather Munson	C		5-4	Jr.	Portland, Ore.	Reynolds
30	Ani Nyhus	RHP		6-0	Jr.	White Rock, B.C.	Semiahomoo

2003

Head Coach: Kathy Arendsen

Assistant Coaches: J. Gaudreau, Mike White

#	Name	Pos.	B/T	Ht.	Yr.	Hometown	Last School
00	Anissa Meashintubby	RHP		5-6	Jr.	Monroe, Ore.	Monroe
2	Erin Goodell	2B		5-5	So.	Roseburg, Ore.	Roseburg
4	Julie Jaime	UT		5-2	Jr.	South Gate, Calif.	South Gate
5	Alyssa Laux	OF		5-6	Sr.	Citrus Heights, Calif.	Mesa Verde
7	Rachel Tommasini	OF		5-5	Sr.	Winston, Ore.	Douglas
8	Andrea Vidlund	UT		5-9	Sr.	Fair Oaks, Calif.	Orangevale
10	Amy Harris	RHP		5-7	Fr.	Eugene, Ore.	North Eugene
11	Amber Hutchison	OF		5-6	Sr.	Lake Oswego, Ore.	Lake Oswego
12	Breanne Sabol	SS		5-4	Fr.	Buena Park, Calif.	Kennedy
15	Mary Lyn Petrick	IF		5-6	So.	Hillsboro, Ore.	Glencoe
16	Lynsey Haij	IF		5-7	Sr.	Vancouver, Wash.	Texas Tech
16	Ashley Richards	IF		5-6	So.	Richland, Wash.	Richland
17	Lindsey Kontra	LHP		5-7	So.	Valencia, Calif.	Valencia
18	Jenn Poore	C		5-9	Jr.	San Diego, Calif.	Rancho Bernardo
21	Beth Boskovich	OF		5-7	Fr.	Camarillo, Calif.	Camarillo
23	Dani Baird	OF		5-4	Fr.	Mt. Vernon, Wash.	Sedro-Wooley
24	Heather Munson	C		5-4	Jr.	Portland, Ore.	Reynolds

YEAR-BY-YEAR NUMERICAL ROSTERS
2002
Head Coach: Brent Rincon
Assistant Coaches: Jennifer Jaime, Holly Smith

#	Name	Pos.	B/T	Ht.	Yr.	Hometown	Last School
00	Anissa Meashintubby	RHP		5-6	So.	Monroe, Ore.	Monroe
2	Erin Goodell	2B		5-5	Fr.	Roseburg, Ore.	Roseburg
5	Alyssa Laux	OF		5-6	Jr.	Citrus Heights, Calif.	Mesa Verde
6	Connie McMurren	RHP		5-9	Sr.	Eugene, Ore.	North Eugene
7	Rachel Tommasini	OF		5-5	Jr.	Winston, Ore.	Douglas
8	Andrea Vidlund	UT		5-9	Jr.	Fair Oaks, Calif.	Orangevale
10	Jessica Luciano	OF		5-8	Fr.	Columbia City, Ore.	Saint Helens
11	Amber Hutchison	OF		5-6	Jr.	Lake Oswego, Ore.	Lake Oswego
15	Mary Lyn Petrick	IF		5-6	Fr.	Hillsboro, Ore.	Glencoe
16	Lynsey Haij	IF		5-7	Jr.	Vancouver, Wash.	Texas Tech.
16	Ashley Richards	IF		5-6	Fr.	Richland, Wash.	Richland
17	Lindsey Kontra	LHP		5-7	Fr.	Valencia, Calif.	Valencia
17	Samantha Shutes	C		5-6	So.	Eugene, Ore.	Marist
18	Jenn Poore	C		5-9	So.	San Diego, Calif.	Rancho Bernardo
23	Kristi Hall	OF		5-9	Sr.	Elk Grove, Calif.	Consumnes River College
26	Lakeesha Eversley	OF		5-4	Jr.	Yuma, Ariz.	Arizona Western College

2001
Head Coach: Rick Gamez
Assistant Coaches: Tom Royder, Lana Ross

#	Name	Pos.	B/T	Ht.	Yr.	Hometown	Last School
00	Anissa Meashintubby	RHP		5-6	Fr.	Monroe, Ore.	Monroe
2	Kate Peterson	IF		5-7	Fr.	Sandy, Utah	Alta
4	Salena Zuniga	RHP		5-2	Fr.	Creswell, Ore.	Marist
5	Alyssa Laux	OF		5-6	So.	Citrus Heights, Calif.	Mesa Verde
6	Connie McMurren	RHP		5-9	Jr.	Eugene, Ore.	North Eugene
7	Rachel Tommasini	OF		5-5	So.	Winston, Ore.	Douglas
8	Andrea Vidlund	UT		5-9	So.	Fair Oaks, Calif.	Orangevale
11	Amber Hutchison	OF		5-6	So.	Lake Oswego, Ore.	Lake Oswego
12	Kelly Planche	C		5-7	Sr.	Encinidas, Calif.	La Costa Canyon
14	Triawn Custer	IF		5-10	Sr.	Salem, Ore.	North Salem
15	Missy Coe	C		5-7	Jr.	Medford, Ore.	North Medford
16	Lynsey Haij	IF		5-7	So.	Vancouver, Wash.	Texas Tech
17	Samantha Shutes	C		5-6	Fr.	Eugene, Ore.	Marist
19	Holly Ray	IF		5-10	Jr.	Tualatin, Ore.	Tualatin
21	Alicia Mickes	IF		5-9	Jr.	Washougal, Wash.	Washougal
23	Kristi Hall	OF		5-9	Jr.	Elk Grove, Calif.	Consumnes River College
26	Lisa Wangler	RHP		5-6	So.	Mesa, Ariz.	Seton Catholic

2000
Head Coach: Rick Gamez
Assistant Coaches: Tom Royder, Richelle Woodard

#	Name	Pos.	B/T	Ht.	Yr.	Hometown	Last School
5	Alyssa Laux	OF		5-6	Fr.	Citrus Heights, Calif.	Mesa Verde
6	Connie McMurren	RHP		5-9	So.	Eugene, Ore.	North Eugene
7	Rachel Tommasini	OF		5-5	Fr.	Winston, Ore.	Douglas
8	Andrea Vidlund	UT		5-9	Fr.	Fair Oaks, Calif.	Orangevale
10	Desiree Royster	OF		5-4	Fr.	Eugene, Ore.	Churchill
11	Amber Hutchison	OF		5-6	Fr.	Lake Oswego, Ore.	Lake Oswego
12	Kelly Planche	C		5-7	Jr.	Encinidas, Calif.	La Costa Canyon
14	Triawn Custer	IF		5-10	Jr.	Salem, Ore.	North Salem
15	Missy Coe	C		5-7	So.	Medford, Ore.	North Medford
16	Kari Hyles	OF		5-6	Fr.	Pasco, Wash.	Pasco
17	Christi Shelton	IF		5-8	So.	Phoenix, Ore.	Greenway
18	Lindsey Welch	OF		5-9	Sr.	Redding, Calif.	Central Valley
19	Holly Ray	IF		5-10	So.	Tualatin, Ore.	Tualatin
20	Andrea Gustafson	IF		5-7	Sr.	Corvallis, Ore.	Corvallis
21	Josey Russell	C		5-6	Jr.	Eagle Point, Ore.	Eagle Point
22	Danielle Haag	RHP		5-9	Sr.	Rancho Cordova, Calif.	St. Rancisc
23	Jill Robinson	OF		5-6	Sr.	Winton, Calif.	Atwater
24	Tia Dumas	OF		5-6	So.	El Dorado Hills, Calif.	Oak Ridge

YEAR-BY-YEAR NUMERICAL ROSTERS

1999

Head Coach: Rick Gamez

Assistant Coaches: Eric Leyba, Richelle Woodard

#	Name	Pos.	B/T	Ht.	Yr.	Hometown	Last School
00	Maegan Christie	RHP		5-8	Sr.	Eugene, Ore.	Churchill
3	Missy Koke	OF		5-0	Sr.	Eugene, Ore.	Churchill
4	Christine Birnbaum	RHP		5-10	So.	Phoenix, Ariz.	Xavier Prep
6	Connie McMurren	RHP		5-9	Fr.	Eugene, Ore.	North Eugene
7	Katie Mackey	IF		5-6	Sr.	Red Bluff, Calif.	Red Bluff
8	Jennifer Cook	RHP		5-10	Sr.	Noti, Ore.	Elmira
12	Kelly Planche	C		5-7	So.	Encinidas, Calif.	La Costa Canyon
14	Triawn Custer	IF		5-10	So.	Salem, Ore.	North Salem
15	Missy Coe	C		5-7	Fr.	Medford, Ore.	North Medford
16	Alana Burns	OF		5-8	Sr.	Marysville, Calif.	Marysville
17	Christi Shelton	IF		5-8	Fr.	Phoenix, Ore.	Greenway
18	Lindsey Welch	OF		5-9	Jr.	Redding, Calif.	Central Valley
19	Holly Ray	IF		5-10	Fr.	Tualatin, Ore.	Tualatin
20	Andrea Gustafson	IF		5-7	Jr.	Corvallis, Ore.	Corvallis
21	Josey Russell	C		5-6	So.	Eagle Point, Ore.	Eagle Point
22	Danielle Haag	RHP		5-9	Jr.	Rancho Cordova, Calif.	St. Rancis
23	Jill Robinson	OF		5-6	Jr.	Winton, Calif.	Atwater
24	Tia Dumas	OF		5-6	Fr.	El Dorado Hills, Calif.	Oak Ridge
25	Bethany Smith	RHP		5-10	So.	Eugene, Ore.	Churchill

1998

Head Coach: Rick Gamez

Assistant Coaches: Eric Leyba, Richelle Woodard

#	Name	Pos.	B/T	Ht.	Yr.	Hometown	Last School
00	Maegan Christie	RHP	R/R	5-8	Sr.	Eugene, Ore.	Churchill
2	Melinda Walton	IF	L/R	5-4	Fr.	Phoenix, Ariz.	Arcadia
3	Missy Koke	OF	L/R	5-0	Sr.	Eugene, Ore.	Churchill
4	Christine Birnbaum	P	R/R	5-10	Fr.	Phoenix, Ariz.	Xavier Prep
5	Lindy Anderson	OF	R/R	5-4	Fr.	The Dalles, Ore.	The Dalles HS
6	Melisa Jeppsen	OF	L/R	5-4	Sr.	Shady Cove, Ore.	Eagle Point
7	Kaitie Mackey	P/IF	R/R	5-6	Jr.	Red Bluff, Calif.	Red Bluff
8	Jennie Cook	RHP	R/R	5-10	Jr.	Noti, Ore.	Elmira
10	Jackie Ellis	OF	R/R	5-6	So.	Medford, Ore.	Eagle Point
11	Eliza Beard	IF	R/R	5-4	Fr.	Roseburg, Ore.	Glide
12	Kelly Planche	C	R/R	5-7	Fr.	Encinidas, Calif.	La Costa Canyon
14	Triawn Custer	IF	R/R	5-10	Fr.	Salem, Ore.	North
15	Jennifer Apfelbaum	1B	L/R	5-6	Sr.	Mukilteo, Wash.	Mariner
16	C.C. Burns	OF	S/R	5-8	Jr.	Marysville, Calif.	Sacramento CC
18	Lindsey Welch	OF	L/R	5-9	So.	Redding, Calif.	Central Valley
20	Andrea Gustafson	IF	R/R	5-7	So.	Corvallis, Ore.	Corvallis
21	Josey Russell	C	R/R	5-6	Fr.	Eagle Point, Ore.	Eagle Point
23	Jill Robinson	OF	R/R	5-6	So.	Winton, Calif.	Atwater
24	Tia Dumas	OF	S/R	5-6	Fr.	El Dorado Hills, Calif.	Oak Ridge
25	Bethany Smith	RHP	P/IF	5-10	Fr.	Eugene, Ore.	Churchill

1997

Head Coach: Rick Gamez

Assistant Coaches: Brady Tigert, Richelle Woodard

#	Name	Pos.	B/T	Ht.	Yr.	Hometown	Last School
00	Maegan Christie	RHP	R/R	5-8	Jr.	Eugene, Ore.	Churchill
2	Lisa Head	3B	R/R	5-6	Fr.	Veneta, Ore.	Elmira
3	Missy Koke	IF	L/R	5-0	Jr.	Eugene, Ore.	Churchill
4	Heather Holte	C	R/R	5-8	Sr.	Springfield, Ore.	Thurston
5	Petrina Martinez	P	R/R	5-2	Jr.	Lake Elsinore, Calif.	San Pedro
6	Melisa Lemke	CF	L/R	5-4	Jr.	Shady Cove, Ore.	Eagle Point
7	Katie Mackey	P/3B	R/R	5-6	So.	Red Bluff, Calif.	Red Bluff
8	Jennie Cook	RHP	R/R	5-10	So.	Noti, Ore.	Elmira
10	Jackie Ellis	OF	R/R	5-6	Fr.	Medford, Ore.	Eagle Point
11	Deena Manning	1B/OF	R/R	5-11	So.	Grants Pass, Ore.	Grants Pass
12	Molly Ingram	OF/IF	R/R	5-9	Jr.	Wilsonville, Ore.	Tigard
15	Jennifer Apfelbaum	1B	L/R	5-6	Jr.	Mukilteo, Wash.	Mariner
18	Lindsay Welch	OF/C	L/R	5-9	Fr.	Redding, Calif.	Central Valley
21	Allison Nihei	C	R/R	5-7	Sr.	Honolulu, Hawaii	Kamehameha
22	Jill Martinez	IF	R/R	5-5	Jr.	Aloha, Ore.	Glencoe
23	Jill Robinson	SS	R/R	5-6	Fr.	Winton, Calif.	Atwater
24	Angie LeRoy	2B	R/R	5-9	Sr.	Medford, Ore.	North Medford
25	Chrissy Harrington	OF/C	R/R	5-7	Fr.	Springfield, Ore.	Thurston

YEAR-BY-YEAR NUMERICAL ROSTERS
1996
Head Coach: Tami Brown
Assistant Coaches: Angie Jacobs, Jason Baker

#	Name	Pos.	B/T	Ht.	Yr.	Hometown	Last School
00	Maegan Christie	RHP	R/R	5-8	So.	Eugene, Ore.	Churchill
2	Carolyn Struchen	2B	R/R	5-6	Fr.	Roseburg, Ore.	Roseburg
3	Missy Koke	OF	L/R	5-0	So.	Eugene, Ore.	Churchill
4	Kathy Stahl	SS	R/R	5-8	Sr.	San Jose, Calif.	Archbishop Mitty
5	Petrina Martinez	P	R/R	5-2	So.	Lake Elsinore, Calif.	San Pedro
6	Melisa Lemke	LF	L/R	5-4	Jr.	Shady Cove, Ore.	Eagle Point
7	Katie Mackey	P/3B	R/R	5-6	Fr.	Red Bluff, Calif.	Red Bluff
8	Jennie Cook	RHP	R/R	5-10	Fr.	Noti, Ore.	Elmira
10	Kelly Wooden	OF	R/R	5-6	Sr.	Redding, Calif.	Shasta
11	Deena Manning	1B	R/R	5-11	Fr.	Grants Pass, Ore.	Grants Pass
12	Kim Kampfer	P/RF	R/R	5-9	Sr.	Harrisburg, Ore.	Harrisburg
15	Jennifer Apfelbaum	2B	L/R	5-6	So.	Mukilteo, Wash.	Mariner
16	Sherri Woods	P	R/R	5-5	Fr.	San Bruno, Calif.	Dupree HS (S.D.)
18	Jennifer Francis	SS/OF	R/R	5-8	Fr.	Mount Vernon, Wash.	Mount Vernon
21	Allison Nihei	IF/C	R/R	5-7	Jr.	Honolulu, Hawaii	Kamehameha
22	Lisa Preston	CF	R/R	5-7	Sr.	Redding, Calif.	Enterprise
23	Erin Touslee	1B/C	R/L	5-8	Fr.	Roseville, Calif.	Oakmont
24	Angie LeRoy	RF/SS	R/R	5-9	Jr.	Medford, Ore.	North Medford
25	Trina Salcido	3B	R/R	5-7	Sr.	Sacramento, Calif.	El Camino

1995
Head Coach: Tami Brown
Assistant Coaches: Angie Jacobs, Katie Wiese

#	Name	Pos.	B/T	Ht.	Yr.	Hometown	Last School
2	Raegan Hawk	UT	L/R	5-4	So.	Eugene, Ore.	Arizona State
3	Missy Koke	OF	L/R	5-0	Fr.	Eugene, Ore.	Churchill
4	Kathy Stahl	SS	R/R	5-8	Jr.	San Jose, Calif.	Archbishop Mitty
5	Petrina Martinez	P	R/R	5-2	Fr.	Lake Elsinore, Calif.	San Pedro
6	Melisa Lemke	LF	L/R	5-4	So.	Shady Cove, Ore.	Eagle Point
7	Barbie McGillvray	P	R/R	5-9	So.	Eugene, Ore.	Churchill
8	Rissa Perryman	C	R/R	5-6	Jr.	Roseville, Calif.	Sacramento CC
10	Kelly Wooden	OF	R/R	5-6	Jr.	Redding, Calif.	Shasta
11	Ellen Anthony	UT	R/R	5-8	Fr.	Eugene, Ore.	Churchill
12	Kim Kampfer	P/RF	R/R	5-9	Jr.	Harrisburg, Ore.	Harrisburg
15	Jennifer Apfelbaum	2B	L/R	5-6	Fr.	Mukilteo, Wash.	Mariner
16	Rose Imbriano	1B	R/R	5-8	Sr.	Garden Grove, Calif.	Mater Dei
21	Allison Nehei	1B/3B	R/R	5-7	So.	Honolulu, Hawaii	Kamehameha
22	Lisa Preston	CF	R/R	5-7	Jr.	Redding, Calif.	Enterprise
23	Leanne Brooks	C/DP	R/R	5-6	Sr.	Eugene, Ore.	Churchill
24	Angie LeRoy	RF/SS	R/R	5-9	So.	Medford, Ore.	North Medford
25	Trina Salcido	3B	R/R	5-7	Jr.	Sacramento, Calif.	El Camino

1994
Head Coach: Tami Brown
Assistant Coaches: Ces Coulson, Nikki Busch, Dena Carter

#	Name	Pos.	B/T	Ht.	Yr.	Hometown	Last School
2	Megan Parsons	OF	L/L	5-6	Fr.	Eugene, Ore.	Churchill
3	Patty Pyles	UT	R/R	5-3	Sr.	Vancouver, Wash.	Vancouver
4	Kathy Stahl	SS	R/R	5-8	So.	San Jose, Calif.	Archbishop Mitty
5	Rachelle Taylor	P	R/R	5-10	Sr.	Citrus Heights, Calif.	San Juan
6	Melisa Lemke	LF	L/R	5-4	Fr.	Shady Cove, Ore.	Eagle Point
7	Barbie Hickson	P	R/R	5-9	Fr.	Eugene, Ore.	Churchill
8	Jennifer Piper	2B	R/R	5-6	Sr.	Eugene, Ore.	South Eugene
10	Kelly Wooden	OF	R/R	5-6	So.	Redding, Calif.	Shasta
12	Kim Kampfer	RF/P	R/R	5-9	So.	Harrisburg, Ore.	Harrisburg
15	Angie LeRoy	RF	R/R	5-9	Fr.	Medford, Ore.	North Medford
16	Rose Imbriano	1B	R/R	5-8	Jr.	Garden Grove, Calif.	Mater Dei
18	Laura Schmidt	C	R/R	5-9	Sr.	Sacramento, Calif.	Elverta
21	Stefanie Simonsen	P	R/R	5-5	Fr.	Roseville, Calif.	Oakmont
22	Lisa Preston	CF	R/R	5-7	So.	Redding, Calif.	Enterprise
23	Leanne Brooks	3B	R/R	5-6	Jr.	Eugene, Ore.	Churchill
24	Heather Holte	DP	R/R	5-8	So.	Springfield, Ore.	Thurston
25	Trina Salcido	3B	R/R	5-7	So.	Sacramento, Calif.	El Camino

YEAR-BY-YEAR NUMERICAL ROSTERS

1993

Head Coach: Tami Brown

Assistant Coaches: Ces Coulson, Nikki Busch

#	Name	Pos.	B/T	Ht.	Yr.	Hometown	Last School
3	Patty Pyles	3B/2B	R/R	5-3	Jr.	Vancouver, Wash.	Vancouver
4	Kathy Stahl	SS	R/R	5-7	Fr.	San Jose, Calif.	Archbishop Mitty
5	Rachelle Taylor	P	R/R	5-10	Jr.	Citrus Heights, Calif.	San Juan
7	Kelly Wooden	OF	R/R	5-5	Fr.	Redding, Calif.	Shasta
8	Jennifer Piper	2B	R/R	5-6	Jr.	Eugene, Ore.	South Eugene
11	Laurie Fleischauer	OF	R/R	5-7	Jr.	Eugene, Ore.	Pleasant Hill
12	Kim Kampfer	OF/P	R/R	5-8	Fr.	Harrisburg, Ore.	Harrisburg
15	Heather Holte	C	R/R	5-8	Fr.	Springfield, Ore.	Thurston
16	Rose Imbriano	1B	R/R	5-8	So.	Garden Grove, Calif.	Mater Dei
18	Laura Schmidt	C/OF	R/R	5-9	Jr.	Sacramento, Calif.	Elverta
21	Amy Godwin	P	R/R	5-7	So.	Fountain Valley, Calif.	Mater Dei
22	Lisa Preston	OF	R/R	5-7	Fr.	Redding, Calif.	Shasta
25	Trina Salcido	SS/3B	R/R	5-6	Fr.	Sacramento, Calif.	El Camino
33	Leanne Brooks	3B/P	R/R	5-6	So.	Eugene, Ore.	Churchill
34	Natasha Dumoski	P	R/R	5-8	Jr.	Placentia, Calif.	Valencia

1992

Head Coach: Tami Brown

Assistant Coaches: Michele Smith, Ces Coulson

#	Name	Pos.	B/T	Ht.	Yr.	Hometown	Last School
00	Shelly Schumacher	CF	S/L	5-7	Fr.	Eugene, Ore.	Churchill
3	Patty Pyles	3B/2B	R/R	5-3	So.	Vancouver, Wash.	Vancouver
4	Kim Manning	SS	L/R	5-5	Sr.	Roseburg, Ore.	Roseburg
5	Rachelle Taylor	P	R/R	5-9	So.	Citrus Heights, Calif.	San Juan
7	Camille Mayfield	UT	R/R	5-7	Fr.	Portland, Ore.	Benson Tech
8	Jennifer Piper	2B	R/R	5-5	So.	Eugene, Ore.	South Eugene
11	Laurie Fleischauer	OF	R/R	5-7	So.	Eugene, Ore.	Pleasant Hill
12	Tracey Simmons	C/1B	R/R	5-10	Sr.	Roseburg, Ore.	Roseburg
15	Marnie McCall	OF	R/R	5-7	Sr.	Gold Hill, Ore.	North Medford
16	Rose Imbriano	SS/1B	R/R	5-8	Fr.	Garden Grove, Calif.	Mater Dei
18	Laura Schmidt	C/OF	R/R	5-9	So.	Sacramento, Calif.	Elverta
21	Amy Godwin	P/OF	R/R	5-7	Fr.	Fountain Valley, Calif.	Mater Dei
22	Maura Geoghegan	UT	R/R	5-10	So.	Roselle Park, N.J.	Roselle Park
24	Lynn Kinnaman	OF	R/R	5-3	Fr.	Pendelton, Ore.	Pendelton
25	Anna Poore	1B/OF	L/L	6-0	Sr.	Tucson, Ariz.	Catalina
33	Leanne Brooks	3B/P	R/R	5-6	Fr.	Eugene, Ore.	Churchill
34	Natasha Dumoski	P	R/R	5-8	So.	Placentia, Calif.	Valencia
35	D'Neal Collver	C/OF	R/R	5-7	Fr.	Veneta, Ore.	Elmira

1991

Head Coach: Tami Brown

Assistant Coaches: Michele Smith, Lance McDonald, Ces Coulson

#	Name	Pos.	B/T	Ht.	Yr.	Hometown	Last School
00	Julie Cavanaugh	C/1B	L/L	5-7	Sr.	Salem, Ore.	Sprague
3	Patty Pyles	3B	R/R	5-3	Fr.	Vancouver, Wash.	Vancouver
4	Kim Manning	SS	L/R	5-5	Jr.	Roseburg, Ore.	Roseburg
5	Rachelle Taylor	P	R/R	5-9	Fr.	Citrus Heights, Calif.	San Juan
8	Jennifer Piper	2B	R/R	5-5	Fr.	Eugene, Ore.	South Eugene
11	Laurie Fleischauer	OF	R/R	5-7	Fr.	Eugene, Ore.	Pleasant Hill
12	Tracey Simmons	C/1B	R/R	5-10	Jr.	Roseburg, Ore.	Roseburg
15	Marnie McCall	CF	R/R	5-7	Jr.	Gold Hill, Ore.	North Medford
16	Kelly Finley	OF	L/L	5-4	Sr.	Eugene, Ore.	South Eugene
18	Laura Schmidt	C	R/R	5-9	Fr.	Sacramento, Calif.	Elverta
22	Katie Wiese	P	R/R	5-11	Fr.	Vancouver, Wash.	Columbia River
24	Jenny Topham	IF	R/R	5-9	Fr.	Portland, Ore.	Clackamas
25	Anna Poore	RF/P	L/L	6-0	Jr.	Tucson, Ariz.	Catalina
32	Tracey Lynch	C	R/R	5-5	Fr.	Beaverton, Ore.	Marist

YEAR-BY-YEAR NUMERICAL ROSTERS
1990
Head Coach: Tami Brown
Assistant Coaches: Kelly Jackson, Michele Smith

#	Name	Pos.	B/T	Ht.	Yr.	Hometown	Last School
00	Julie Cavanaugh	C/1B	L/L	5-7	Jr.	Salem, Ore.	Sprague
2	Kristl Okuhara	IF	R/R	5-2	Sr.	Honolulu, Hawaii	Kaiser
4	Kim Manning	IF	L/R	5-5	So.	Roseburg, Ore.	Roseburg
5	Jeanna King	OF	R/R	5-3	Sr.	Veneta, Ore.	Elmira
6	Vicki Fry	OF	R/R	5-4	Sr.	Red Bluff, Calif.	Red Bluff
7	Gail McNamara	SS	S/R	5-8	Fr.	Tualatin, Ore.	Tigard
9	Bree Adams	UT	R/R	5-6	Fr.	Honolulu, Hawaii	Kamehameha
11	Ces Coulson	UT	R/R	5-5	Sr.	Port Angeles, Wash.	Port Angeles
12	Tracey Simmons	C/1B	R/R	5-10	So.	Roseburg, Ore.	Roseburg
13	Monica Hull	UT	R/R	5-4	Sr.	Tigard, Ore.	Tigard
16	Kelly Finley	OF	L/L	5-4	Jr.	Eugene, Ore.	South Eugene
17	Joely Eilers	C	R/R	5-8	Jr.	Montesano, Wash.	Montesano
20	Danny Senner	IF	R/R	5-3	So.	Everet, Wash.	Mariner
22	Katie Wiese	P	R/R	5-11	So.	Vancouver, Wash.	Columbia River
25	Anna Poore	P/OF	L/L	6-0	So.	Tucson, Ariz.	Catalina
32	Jan Larson	P	L/L	5-7	So.	Eugene, Ore.	North Eugene

1989
Head Coach: Teresa Wilson
Assistant Coach: John Rittman

#	Name	Pos.	B/T	Ht.	Yr.	Hometown	Last School
00	Julie Cavanaugh	C/1B	L/L	5-7	So.	Salem, Ore.	Sprague
2	Kristl Okuhara	IF	R/R	5-2	Jr.	Honolulu, Hawaii	Kaiser
4	Kim Manning	IF	L/R	5-5	Fr.	Roseburg, Ore.	Roseburg
5	Jeanna King	OF	R/R	5-3	Jr.	Veneta, Ore.	Elmira
6	Vicki Fry	OF	R/R	5-4	Jr.	Red Bluff, Calif.	Red Bluff
8	Stacey Funderburg	IF	R/R	5-7	So.	Lebanon, Ore.	Lebanon
9	Lori Heiser	OF	R/R	5-4	Fr.	Shaker Heights, Ohio	Shaker Heights
10	Traci Obray	OF	R/R	5-4	Fr.	Eugene, Ore.	Willamette
11	Ces Coulson	IF	R/R	5-5	Jr.	Port Angeles, Wash.	Port Angeles
12	Tracey Simmons	C/1B	R/R	5-11	Fr.	Vancouver, Wash.	Columbia River
13	Monica Hull	OF	R/R	5-4	Jr.	Tigard, Ore.	Tigard
14	Tracy Zollner	C	R/R	5-8	So.	Oroville, Calif.	Las Plumas
15	Kathy Gray	IF	R/R	5-7	Sr.	Chico, Calif.	Pleasant Valley
16	Kelly Finley	OF	L/L	5-4	So.	Eugene, Ore.	South Eugene
20	Danny Senner	IF	R/R	5-3	Fr.	Everet, Wash.	Mariner
21	Sandy Scott	OF	R/R	5-5	Fr.	Eugene, Ore.	Churchill
23	Cheryl Coryell	C	R/R	5-6	Jr.	Eugene, Ore.	Churchill
24	Beth Lynch	OF	R/R	5-3	Fr.	Butte, Mont.	Butte
25	Michelle Schuler	1B	R/R	6-0	Fr.	Everett, Wash.	Mariner
32	Jan Larson	P	L/L	5-7	Fr.	Eugene, Ore.	North Eugene

1988
Head Coach: Teresa Wilson
Assistant Coach: John Rittman

#	Name	Pos.	B/T	Ht.	Yr.	Hometown	Last School
00	Kirsten Kroner	1B		5-9	Fr.	Vallejo, Calif.	Carondelet
2	Kristl Okuhara	2B		5-2	So.	Honolulu, Hawaii	Kaiser
4	Rhonda McKenzie	OF		5-2	Sr.	Hillsboro, Ore.	Hillsboro
5	Jeanna King	OF	R/R	5-3	So.	Veneta, Ore.	Elmira
6	Vicki Fry	IF	R/R	5-4	So.	Red Bluff, Calif.	Red Bluff
8	Stacey Funderburg	SS		5-7	Fr.	Lebanon, Ore.	Lebanon Union
10	Capi Lynn	1B		5-6	Sr.	Sweet Home, Ore.	Sweet Home
11	Renee Bertolina	OF		5-9	Fr.	Sausalito, Calif.	Tamalpais
12	Monica Hull	OF		5-5	So.	Tigard, Ore.	Tigard
13	Susan Voeller	P		5-9	Sr.	Milwaukie, Ore.	Rex Putnam
14	April Boyer	OF		5-5	Fr.	Klamath Falls, Ore.	Mazama
15	Kathy Gray	3B		5-7	So.	Chico, Calif.	Pleasant Valley
16	Kelly Finley	OF	L/L	5-4	Fr.	Eugene, Ore.	South Eugene
20	Julie Cavanaugh	C	L/L	5-7	Fr.	Salem, Ore.	Sprague
23	Cheryl Coryell	C	R/R	5-6	So.	Eugene, Ore.	Churchill
25	Dennise Jones	P		5-11	Fr.	Oregon City, Ore.	Oregon City
32	Stacey Walker	OF		5-7	Fr.	Cheney, Wash.	Cheney

YEAR-BY-YEAR NUMERICAL ROSTERS

1987

Head Coach: Teresa Wilson

Assistant Coach: John Rittman

#	Name	Pos.	B/T	Ht.	Yr.	Hometown	Last School
2	Kristl Okuhara	3B		5-1	So.	Honolulu, Hawaii	Kaiser
3	Paula Barnes	SS		5-1	Jr.	Canby, Ore.	Clackamas CC
4	Ronda McKenzie	OF		5-2	Jr.	Hillsboro, Ore.	Hillsboro
6	Vicki Fry	IF		5-4	Fr.	Red Bluff, Calif.	Red Bluff
7	Leann Mills	OF		5-3	Fr.	Eugene, Ore.	Marist
10	Capi Lynn	IF		5-6	Jr.	Sweet Home, Ore.	Sweet Home
11	Jeanna King	OF		5-4	Fr.	Veneta, Ore.	Elmira
12	Stacye Gustafson	C		5-4	Jr.	Inglewood, Calif.	Inglewood
13	Susan Voeller	P		5-10	Jr.	Milwaukie, Ore.	Rex Putnam
20	Kira Lewis	OF		5-3	Fr.	Eugene, Ore.	Churchill
21	Sony Schroeder	P		5-6	Sr.	Eugene, Ore.	Churchill
22	Tami Nelson	OF/P		5-2	Fr.	Junction City, Ore.	Junction City
23	Cheryl Coryell	C		5-6	Fr.	Eugene, Ore.	Churchill
31	Lynette Privatsky	IF		5-7	Fr.	Corvallis, Ore.	Corvallis
32	Monica Hull	3B		5-5	Fr.	Tigard, Ore.	Tigard

1986

Head Coach: Teresa Wilson

Assistant Coach: Suzann Kayser

#	Name	Pos.	B/T	Ht.	Yr.	Hometown	Last School
2	Kristl Okuhara	IF		5-1	Fr.	Honolulu, Hawaii	Kaiser
4	Ronda McKenzie	OF		5-2	So.	Hillsboro, Ore.	Hillsboro
7	Lesley Stine	OF		5-7	Jr.	Beaverton, Ore.	Sunset
10	Capi Lynn	IF		5-7	Jr.	Sweet Home, Ore.	Sweet Home
12	Susan Uhrich	3B		5-5	Jr.	Eugene, Ore.	North Eugene
13	Susan Voeller	P/OF		5-9	So.	Milwaukie, Ore.	Rex Putnam
20	Kim Hedding	2B		5-4	Jr.	Eugene, Ore.	Marist
21	Sony Schroeder	P/UT		-6	So.	Eugene, Ore.	Churchill
23	Paige Maks	C		5-6	Jr.	Eugene, Ore.	Marist
24	Christi Long	C/IF		5-8	Jr.	Eugene, Ore.	Churchill
25	Natalie Gunderson	OF		5-7	So.	Springfield, Ore.	Thurston
31	Roberta Johnson	1B		5-7	So.	Eugene, Ore.	North Eugene

1985

Head Coach: P.J. Harlin

Assistant Coaches: Denny Ahlstrom, Sue Tuggle

#	Name	Pos.	B/T	Ht.	Yr.	Hometown	Last School
4	Rhonda McKenzie	OF		5-2	Fr.	Portland, Ore.	Hillsboro
5	Kris Tonole	P		5-7	Fr.	Estacada, Ore.	Estacada
6	Jo Garcia	OF		5-5	Fr.	Redlands, Calif.	Aqumas
7	Stephanie Heisler	1B/OF		5-8	Sr.	Lake Oswego, Ore.	Lake Oswego
8	Stephanie Amundson	IF		5-5	Fr.	Laguna Beach, Calif.	Canyon
9	Kim Hedding	2B		5-4	So.	Eugene, Ore.	Marist
10	Capi Lynn	IF		5-7	So.	Sweet Home, Ore.	Sweet Home
11	Paige Maks	C		5-6	Fr.	Eugene, Ore.	Marist
12	Christie Long	C/IF		5-8	So.	Eugene, Ore.	Churchill
13	Susan Voeller	P/1B		5-9	Fr.	Milwaukie, Ore.	Rex Putnam
14	Roberta Johnson	1B/OF		5-7	Fr.	Eugene, Ore.	North Eugene
15	Jackie Coburn	SS/OF		5-7	Jr.	Springfield, Ore.	Thurston
16	Lesley Stine	OF		5-7	So.	Portland, Ore.	Sunset
17	Cindy Garrett	P		5-7	So.	Portland, Ore.	Clackamas
18	Susan Uhrich	3B/OF		5-5	Fr.	Eugene, Ore.	North Eugene
19	Sony Schroeder	P/UT		5-6	So.	Eugene, Ore.	Churchill
20	Natalie Gunderson	1B/DH		5-7	Fr.	Springfield, Ore.	Thurston

YEAR-BY-YEAR NUMERICAL ROSTERS
1984
Head Coach: P.J. Harlin
Assistant Coach: Bob Moss

#	Name	Pos.	B/T	Ht.	Yr.	Hometown	Last School
4	Suzann Kayser	C/OF		5-4	So.	Portland, Ore.	Clackamas
5	Kathy Birman	1B/3B		5-7	Fr.	Sweet Home, Ore.	Sweet Home
6	Lesley Stine	IF		5-5	Fr.	Portland, Ore.	Sunset
7	Stephanie Heisler	P/1B		5-8	Sr.	Lake Oswego, Ore.	Lake Oswego
9	Kim Hedding	2B		5-5	Fr.	Eugene, Ore.	Marist
10	Terry Nail	OF		5-5	Sr.	Dayton, Ohio	Carroll
11	Katie Hickey	3B		5-6	Sr.	Bellevue, Wash.	Bellevue
12	Christi Long	C/P		5-8	Fr.	Eugene, Ore.	Churchill
13	Ruth House	C		5-6	Sr.	Portland, Ore.	Sunset
14	Tami Caldwell	P/1B		5-5	Sr.	Portland, Ore.	Sunset
15	Jackie Coburn	SS		5-6	So.	Springfield, Ore.	Thurston
17	Cindy Garrett	P/1B		5-8	Fr.	Portland, Ore.	Clackamas
18	Capi Lynn	SS		5-7	Fr.	Sweet Home, Ore.	Sweet Home
18	Sony Schroeder	P/3B		5-6	Fr.	Eugene, Ore.	Churchill
20	Sue Tuggle	OF		5-4	Sr.	Lake Forest, Ill.	Lake Forest

1983
Head Coach: P.J. Harlin

#	Name	Pos.	B/T	Ht.	Yr.	Hometown	Last School
	Tami Caldwell	P		5-5	Jr.	Portland, Ore.	Sunset
	Jackie Coburn	SS		5-6	Fr.	Springfield, Ore.	Thurston
	Jeanette Davison	UT		5-6	Jr.	San Anselmo, Calif.	Sir Francis Drake
	Kris Farless	RF		5-3	Fr.	Eugene, Ore.	Churchill
	Stephanie Heisler	P		5-8	Jr.	Lake Oswego, Ore.	Lake Oswego
	Katie Hickey	3B		5-6	Jr.	Bellevue, Wash.	Bellevue
	Ruth House	C		5-6	Jr.	Portland, Ore.	Sunset
	Suzann Kayser	C		5-4	Fr.	Portland, Ore.	Clackamas
	Krista Parent	LF		5-5	Sr.	Central Point, Ore.	Crater
	Sue Tuggle	CF		5-4	Jr.	Lake Forest, Ill.	Lake Forest
	Kathy Underhill	P		5-7	Fr.	Tigard, Ore.	Tigard

1982
Head Coach: Charles Sylvester
Assistant Coach: Jackie (Sage) Brown

#	Name	Pos.	B/T	Ht.	Yr.	Hometown	Last School
2	Molly Barnes	SS/2B		5-2	Fr.	Gresham, Ore.	Barlow
4	June Liu	CF		5-4	Sr.	Eugene, Ore.	South Eugene
5	Valerie Williams	SS		5-6	Fr.	Eugene, Ore.	Sheldon
6	Kallyn Storz	P		5-3	Fr.	Pleasant Hill, Ore.	Pleasant Hill
7	Stephanie Heisler	P		5-8	So.	Lake Oswego, Ore.	Lake Oswego
8	Mary O'Dell	P		5-6	Fr.	Portland, Ore.	Grant
9	Veronica Green	LF		5-7	Sr.	Portland, Ore.	Monroe
10	Deanna Eckelman	1B/RF		5-7	Fr.	Aloha, Ore.	Aloha
11	Alice Marchant	2B/C		5-2	So.	Grants Pass, Ore.	Grants Pass
12	Ruth House	C		5-6	So.	Portland, Ore.	Sunset
13	Krista Parent	2B		5-5	Jr.	Central Point, Ore.	Crater
14	Karen Vipond	1B		5-9	So.	Beaverton, Ore.	Sunset
15	Sue Tuggle	OF/C		5-4	So.	Lake Forest, Ill.	Lake Forest
16	Katie Hickey	3B		5-6	So.	Bellevue, Wash.	Bellevue
17	Janet Wright	P/1B		5-10	Fr.	Santa Rosa, Calif.	Montgomery
18	Marcy Sowa	P/1B		5-10	So.	Beaverton, Ore.	Sunset
20	Vicki Hogan	SS		5-6	Sr.	Eugene, Ore.	South Eugene

YEAR-BY-YEAR NUMERICAL ROSTERS

1981

Head Coach: John Feeney

Assistant Coach: Bob Moss

#	Name	Pos.	B/T	Ht.	Yr.	Hometown	Last School
	Molly Cardwell	3B/1B		5-8	Sr.	Cottage Grove, Ore.	Cottage Grove
	Veronica Green	LF/SS		5-7	Jr.	Portland, Ore.	Monroe
	Katie Hickey	3B		5-6	Fr.	Bellevue, Wash.	Bellevue
	Vicki Hogan	SS		5-6	Jr.	Eugene, Ore.	South Eugene
	Ruth House	C		5-6	Fr.	Portland, Ore.	Sunset
	Yogi Johnson	SS/1B		5-10	Jr.	San Diego, Calif.	Oregon State
	June Liu	CF		5-4	Jr.	Eugene, Ore.	South Eugene
	Alice Marchant	2B/SS		5-2	Fr.	Grants Pass, Ore.	Grants Pass
	Krista Parent	2B		5-5	So.	Central Point, Ore.	Crater
	Jackie Sage	C		5-2	Sr.	Eugene, Ore.	North Eugene
	Marcy Sowa	1B		5-10	Fr.	Beaverton, Ore.	Sunset
	Sue Tuggle	CF		5-4	Fr.	Lake Forest, Ill.	Lake Forest
	Karen Vipond	2B		5-9	Fr.	Beaverton, Ore.	Sunset

1980

Head Coach: Nancy Plantz

#	Name	Pos.	B/T	Ht.	Yr.	Hometown	Last School
	Molly Cardwell	1B/3B		5-8	Jr.	Jefferson, Ore.	Cottage Grove
	Andrea Casella	2B/SS		5-5	Jr.	Cupertino, Calif.	Monte Vista
	Tammy Cayton	2B/3B		5-6	Fr.	Gresham, Ore.	Gresham Union
	Launa Cornwell	OF		5-3	Jr.	Orangeville, Calif.	Casa Roble
	Lynn Eaton	1B		5-10	Fr.	Salem, Ore.	South Salem
	Veronica Green	2B/SS		5-7	So.	Portland, Ore.	Monroe
	Vicki Headington	C		5-6	Jr.	Fullerton, Calif.	Kennedy
	Vicki Hogan	LF		5-6	So.	Eugene, Ore.	South Eugene
	Vicki Lesh	P/3B		5-5	Sr.	Rockaway, Ore.	Neahkahnie
	June Liu	CF		5-4	So.	Eugene, Ore.	South Eugene
	Krista Parent	IF/OF		5-5	Fr.	Central Point, Ore.	Crater
	Rhonda Revelle	P		5-5	Fr.	Eugene, Ore.	North Eugene
	Lori Sweet	P/1B		5-5	So.	Lebanon, Ore.	Lebanon Union
	Lisa Talarico	OF		5-3	Jr.	Milwaukie, Ore.	Milwaukie
	Sue Williams	SS/C		5-6	Sr.	Reno, Nev.	Reno
	Sue Woods	3B		5-3	Jr.	Eugene, Ore.	South Eugene

1979

Head Coach: Becky Sisley

Assistant Coach: Nancy Plantz

#	Name	Pos.	B/T	Ht.	Yr.	Hometown	Last School
	Stacy Allman	UT			Fr.	Fremont, Calif.	
	Shawna Baxter	OF/DH		5-6	Sr.	Eugene, Ore.	
	Sally Blicke	C		5-5	Sr.	Portland, Ore.	
	Monica Bracken	OF/C			Fr.	Portland, Ore.	
	Molly Cardwell	1B/3B		5-8	Jr.	Jefferson, Ore.	Cottage Grove
	Lynne Conroy	SS			So.	Corvallis, Ore.	
	Vicki Hogan	OF		5-6	Fr.	Eugene, Ore.	South Eugene
	Vicki Lesh	P/3B		5-5	Jr.	Rockaway, Ore.	Neahkahnie
	June Liu	OF		5-4	Fr.	Eugene, Ore.	South Eugene
	Amy Rickman	1B			Fr.	Eugene, Ore.	
	Allyson Smith	2B		5-8	Sr.	Palo Alto, Calif.	
	Belinda Stillwell	OF/C			Jr.	Fremont, Calif.	
	Ellen Strom	UT			Fr.	Eugene, Ore.	
	Lori Sweet	P/1B		5-5	Fr.	Lebanon, Ore.	Lebanon Union

YEAR-BY-YEAR ROSTERS

1978
Head Coach: Becky Sisley

#	Name	Pos.	B/T	Ht.	Yr.	Hometown	Last School
Roster not available							

1977
Head Coach: Becky Sisley
Assistant Coach: Jayne Van Wassenhove

#	Name	Pos.	B/T	Ht.	Yr.	Hometown	Last School
	Shawna Baxter	P/OF		5-6	So.	Eugene, Ore.	
	Joanne Belloni	OF		5-4	Sr.	Newport, Ore.	
	Sally Blicke	C		5-5	So.	Portland, Ore.	
	Lynne Conroy	2B/SS		5-4	Fr.	Corvallis, Ore.	
	Jenny Hector	C/OF		5-8	So.	Corvallis, Ore.	
	Kim Knox	SS		5-3	Fr.	Lake Oswego, Ore.	
	Vicki Lesh	P/3B		5-5	Fr.	Rockaway, Ore.	Neahkahnie
	Hanna Munson	OF		5-3	Jr.	Sandpoint, Idaho	
	Melinda Shoulders	2B		5-3	Jr.	Oakridge, Ore.	
	Allyson Smith	1B/OF		5-8	Sr.	Palo Alto, Calif.	
	Lisa Vance	2B		5-4	Fr.	Medford, Ore.	
	Lynette Zuercher	IF		5-2	Sr.	Vancouver, Wash.	

1976
Head Coach: Becky Sisley

#	Name	Pos.	B/T	Ht.	Yr.	Hometown	Last School
11	Connie Anderson	P/OF		5-5	So.	St. Helens, Ore.	
	Shawna Baxter	P/OF		5-6	So.	Eugene, Ore.	
	Joanne Belloni	OF		5-4	Sr.	Newport, Ore.	
	Sally Blicke	C		5-5	So.	Portland, Ore.	
	Sylvia Green						
	Hanna Munson	OF		5-3	Jr.	Sandpoint, Idaho	
20	Peg Rees	P/C		5-10	Jr.	Compton, Calif.	
18	Melanie Schafer	1B/OF		5-8	So.	Saratoga, Calif.	
	Debi Segura						
	Melinda Shoulders						
	Allyson Smith	1B/OF		5-8	Sr.	Palo Alto, Calif.	
	Melinda Stinson	1B/OF		5-8	Jr.	Beaverton, Ore.	
	Connie Wiesner						
	Lynette Zuercher	IF		5-2	Jr.	Vancouver, Wash.	

1975
Head Coach: Becky Sisley

#	Name	Pos.	B/T	Ht.	Yr.	Hometown	Last School
13	Bronwyn Boekstein	OF		5-9		Sydney, Australia	
	Mary Brorby	IF		5-2	Sr.	Eugene, Ore.	
	Kaye Burden						
	Pia Leonard						
17	Sally McInturff	OF		5-6	Jr.	Coos Bay, Ore.	
	Hanna Munson	OF		5-3	Jr.	Sandpoint, Idaho	
6	Cathy Portlock	SS		5-6	Sr.	Anchorage, Alaska	
20	Peg Rees	P/C		5-10	So.	Compton, Calif.	
	Debi Segura	C		5-2	Jr.	McMinnville, Ore.	
	Diane Smith	P/OF		5-5	Sr.	Eugene, Ore.	
	Joan Spratlan						
	Lynette Zuercher	IF		5-2	Jr.	Vancouver, Wash.	

1974
Head Coach: Becky Sisley

#	Name	Pos.	B/T	Ht.	Yr.	Hometown	Last School
	Mary Brorby	IF		5-2	Jr.	Eugene, Ore.	
	Karen Ekhammer						
	Pia Leonard						
	Debbie Nilson						
	Wendy Polhemus						
6	Cathy Portlock	SS		5-6	Jr.	Anchorage, Alaska	
20	Peg Rees	P/C		5-10	Fr.	Compton, Calif.	
	Nancy Sitz						
	Diane Smith	P/OF		5-5	Jr.	Eugene, Ore.	
	Pat Storm	P					



JANE SANDERS STADIUM

O[®]