

2019-20 SCHEDULE

NOVEMBER	W/L	SCORE
5 FRESNO STATE	W	71-57
9 BOISE STATE	W	106-75
12 vs. No. 13 Memphis ¹	W	82-74
17 UT ARLINGTON	W	67-47
22 HOUSTON	W	78-66
27 vs. No. 13 Seton Hall ²	W	71-69
28 vs. No. 8 Gonzaga ²	L	72-73 (ot)
29 vs. No. 6 North Carolina ²	L	74-78

DECEMBER	W/L	SCORE
7 HAWAII	W	89-64
14 at No. 5 Michigan	W	71-70 (ot)
18 MONTANA	W	81-48
21 TEXAS SOUTHERN	W	84-78
29 ALABAMA STATE	W	98-59

JANUARY	W/L	SCORE
2 at Colorado *	L	65-74
4 at Utah *	W	69-64
9 No. 24 ARIZONA *	W	74-73 (ot)
11 ARIZONA STATE *	W	68-62
16 at Washington State *	L	61-72
18 at Washington *	W	64-61 (ot)
23 USC *	W	79-70 (2ot)
26 UCLA *	W	96-75
30 at California *	W	77-72

FEBRUARY	Time	TV
1 at Stanford *	L	60-70
8 at Oregon State *	L	53-63
13 No. 16 COLORADO *	W	68-60
16 UTAH *	6 p.m.	FS1
20 at Arizona State *	6 p.m.	ESPN
22 at Arizona *	6 p.m.	ESPN
27 OREGON STATE *	8 p.m.	ESPN2

MARCH	Time	TV
5 CALIFORNIA *	8 p.m.	ESPN/2/0
7 STANFORD *	8 p.m.	FS1
11-14 Pac-12 Tournament ³	TBD	Pac-12 Net / FOX/FS1

* Denotes Pac-12 game

1 - Phil Knight Invitational, Moda Center, Portland, Ore.

2 - Bad Boy Mowers Battle 4 Atlantis, Paradise Island, Bahamas

3 - Pac-12 Tournament, T-Mobile Arena, Las Vegas, Nev.



DUCK MEN'S BASKETBALL

No. 17 OREGON (19-6, 8-4) vs. UTAH (14-10, 5-7)



Date	Sunday, February 16, 2020
Tip Time	6:01 p.m. PT
Site / Stadium / Capacity	Eugene, Ore. / Matthew Knight Arena / 12,364
Television	FS1
Radio	Aaron Goldsmith, play-by-play; Casey Jacobsen, analyst Oregon Sports Network (95.3 FM KUJZ in Eugene/Springfield) Joey McMurry, play-by-play; Jerry Allen, analyst
Live Stats	GoDucks.com
Live Audio	GoDucks.com
Twitter	@OregonMBB
Internet	tunein.com
Satellite Radio	Sirius ch. 84 / XM ch. 84 / Internet 84

SERIES HISTORY

All-Time	Oregon leads, 23-10
Last Meeting	Oregon 69, Utah 64, Jan. 4, 2020 (Salt Lake City, Utah)
Current Streak	Ducks +4
Last Oregon Win	Oregon 69, Utah 64, Jan. 4, 2020 (Salt Lake City, Utah)
Last Utah Win	Utah 66, Oregon 56, Dec. 29, 2017 (Eugene, Ore.)

THE STARTING 5

No. 17 Oregon hosts Utah Sunday at 6 p.m. at Matthew Knight Arena (FS1).

- 1 – Thursday against Colorado, **Dana Altman** tied John Wooden for 26th on the NCAA Division I coaching wins list. Altman and Wooden, the Hall of Famer who coached Indiana State and UCLA, have 664 wins. Gary Williams (668) is 25th.
- 2 – Oregon's starting guards led the rebounding charge in Thursday's win against Colorado. **Payton Pritchard** corralled a career-high 11 rebounds to go with 14 points for his fourth career double-double. **Will Richardson** also had a career best in rebounds with nine, and matched his career high in scoring with 21 points.
- 3 – **Payton Pritchard** is one of just four players nationally – and is the only one from a Power Six team – averaging at least 19 points, four rebounds and five assists per game.
- 4 – **Payton Pritchard** now holds three school records – assists (636), wins (100) and starts (134). He is also on pace to become Oregon's career leader in steals (needs 10 more) and games played (needs seven more). With six assists Thursday night against Colorado, Pritchard entered the Pac-12's all-time top 10 in assists (636).
- 5 – **Payton Pritchard** is the first player in Pac-12 history to reach 1,700 career points, 600 career assists and 500 career rebounds. He is just the fifth player in Pac-12 history with 1,700 career points and 600 career assists.
- BENCH – The Ducks have now secured their 10th straight winning season, tying an 88-year-old school record. **Dana Altman** also has his 23rd consecutive winning season as a head coach, matching five Hall of Famers – Mike Krzyzewski, Tom Izzo, Roy Williams, Bill Self and Jim Boeheim – with an active streak of 23 or more consecutive winning seasons.

UNIVERSITY OF OREGON - STARTERS (tentative)

No.	Name	Pos.	Ht.	Wt.	Cl.	Ex.	Hometown	PPG	RPG	OTHER
10	Shakur Juiston	F	6-7	225	R-Sr.	TR	Newark, N.J.	7.6	6.6	
13	Chandler Lawson	F	6-8	205	Fr.	HS	Memphis, Tenn.	4.9	4.2	.521 FG Pct.
0	Will Richardson	G	6-5	180	So.	1V	Hinesville, Ga.	10.4	3.4	.459 3FG Pct.
3	Payton Pritchard	G	6-2	190	Sr.	3V	West Linn, Ore.	19.3	4.5	5.9 apg
5	Chris Duarte	G	6-6	190	Jr.	TR	Puerto Plata, D.R.	14.0	5.5	.362 3FG Pct.

UNIVERSITY OF OREGON - BENCH

No.	Name	Pos.	Ht.	Wt.	Cl.	Ex.	Hometown	PPG	RPG	OTHER
32	Anthony Mathis	G	6-4	185	R-Sr.	TR	West Linn, Ore.	7.9	2.3	.417 3FG Pct.
1	N'Faly Dante	C	6-11	250	Fr.	HS	Bamako, Mali	6.2	2.7	.625 FG Pct.
14	C.J. Walker	F	6-8	200	Fr.	HS	Samford, Fla.	4.9	2.6	
22	Addison Patterson	G	6-6	195	Fr.	HS	Milton, Ontario	3.7	1.0	.559 FG Pct.
33	Francis Okoro	F	6-9	235	So.	1V	Imo, Nigeria	3.4	4.5	.536 FG Pct.
4	Eddy Ionescu	G	6-6	190	Jr.	TR	Walnut Creek, Calif.	0.0	0.0	1.0 apg
25	Luke Osborn	G	6-6	200	R-Jr.	SQ	Clackamas, Ore.	0.0	0.0	
15	Lök Wur	F	6-8	200	Fr.	HS	Omaha, Neb.			USA Today 2nd team all-Nebraska

ROSTER

UNIVERSITY QUICK FACTS

Name University of Oregon
 Location Eugene, Ore.
 Founded 1876
 Enrollment 23,000
 Nickname Ducks
 Mascot The Duck
 Colors Green and Yellow
 President Michael Schill
 Athletic Director Rob Mullens
 Faculty Representative Tim Gleason
 Facility Matthew Knight Arena
 Capacity 12,364
 Press Row Phone (541) 346-4497
 Athletic Dept. Phone (541) 346-4481
 Ticket Office Phone (541) 346-4461

BASKETBALL QUICK FACTS

First Season 1902-03 (115th year)
 All-Time Record 1,686-1,370
 All-Time Postseason Record 44-28 (28 Appearances)
 NCAA Tournament Appearances... 16 (25-15, Last: 2019)
 '39*, '45, '60-'61, '95, '00, '02-'03, '07-'08, '13-'17, '19
 National Championships 1 (1939)
 NIT Appearances 11 (14-12, Last: 2018)
 '75, '76, '77, '84, '88, '90, '97, '99, '04, '12, '18
 CBI Appearances 1 (5-1, Last: 2011+)
 *National Champions
 +CBI Champions
 2018-19 Overall Record 25-13
 2018-19 Pac-12 Record (Finish) 10-8 (T4th)
 2018-19 NCAA Tournament Sweet 16
 Final Ranking NR (AP)/21 (Coaches)
 Letterwinners Returning/Lost 3/7
 Starters Returning/Lost 2/3
 Newcomers 10
 Key Returnees Payton Pritchard,
 Francis Okoro, Will Richardson
 Key Losses Paul White, Ehab Amin,
 Kenny Wooten, Bol Bol, Louis King
 Head Coach Dana Altman (10th year)
 Record at Oregon 254-102
 Career Record 787-369 (35th year)
 NCAA Division I Record 664-345 (31st year)
 Assistant Coach Tony Stubblefield
 Assistant Coach Kevin McKenna
 Assistant Coach Mike Mennenga
 Director of Basketball Operations Josh Jamieson
 Strength Coach Evan VanBecelaere
 Athletic Trainer Clay Jamieson
 Men's Basketball Contact Greg Walker
 Office Phone (541) 346-2252
 Cell Phone (541) 954-8775
 Email gswalker@uoregon.edu
 Sr. Assoc. A.D., Communications Jimmy Stanton
 Office Phone (541) 346-5538
 Cell Phone (615) 975-7322
 Email jstanton@uoregon.edu
 Athletics Website GoDucks.com

2019-20 OREGON MEN'S BASKETBALL NUMERICAL ROSTER

No.	Name	Pos	Ht.	Wt.	Cl.	Exp.	Hometown (High School / College)
0	Will Richardson	G	6-5	180	So.	1V	Hinesville, Ga. (Oak Hill Academy)
1	N'Faly Dante	C	6-11	250	Fr.	HS	Bamako, Mali (Sunrise (Kan.) Christian Academy)
2	Eugene Omoruyi	F	6-6	235	Sr.	TR	Rexdale, Ontario (Orangeville Prep / Rutgers)
4	Eddy Ionescu	G	6-6	190	R-Jr.	TR	Walnut Creek, Calif. (Miramonte HS / CCSF)
3	Payton Pritchard	G	6-2	190	Sr.	3V	West Linn, Ore. (West Linn HS)
5	Chris Duarte	G	6-6	190	Jr.	TR	Puerto Plata, Dominican Republic (Redemption Christian / Northwest Florida State College)
10	Shakur Juiston	F	6-7	225	R-Sr.	TR	Newark, N.J. (Eastside HS / Hutchinson CC / UNLV)
13	Chandler Lawson	F	6-8	205	Fr.	HS	Memphis, Tenn. (Wooddale High School)
14	C.J. Walker	F	6-8	200	Fr.	HS	Sanford, Fla. (Oak Ridge High School)
15	Lök Wur	F	6-8	200	Fr.	HS	Omaha, Neb. (Papillion La Vista South High School)
22	Addison Patterson	G	6-6	195	Fr.	HS	Milton, Ontario (Bella Vista College Prep)
25	Luke Osborn	G	6-6	200	R-Jr.	1V	Clackamas, Ore. (Tualatin HS / Clark CC)
32	Anthony Mathis	G	6-4	185	R-Sr.	TR	West Linn, Ore. (West Linn HS / New Mexico)
33	Francis Okoro	F	6-9	235	So.	1V	Imo, Nigeria (Normal West (Ill.) HS)
50	Eric Williams Jr.	F	6-6	200	Jr.	TR	Port Huron, Mich. (New Haven HS / Duquesne)
54	Will Johnson	G	6-1	180	R-So.	1V	Pacific Palisades, Calif. (Palisades HS)

Head Coach: Dana Altman (Eastern New Mexico, 1980; Western State, 1981), 10th year (254-102)

Career Record: 787-369 (35th year);

NCAA Division I Record: 664-345 (31st year)

Assistant Coaches:

Tony Stubblefield (Nebraska-Omaha, 1995), 10th year;

Kevin McKenna (Creighton, 1993), 10th year;

Mike Mennenga (Morehead State, 1993), 6th year

Director of Operations:

Josh Jamieson (Southern Oregon, 2000), 16th year

Strength & Conditioning Coach:

Evan VanBecelaere (Kansas, 2013), 2nd year

Athletic Trainer:

Clay Jamieson (Arizona, 1994), 22nd year

Video Coordinator:

Patrick Scully (Oregon, 2017), 1st year

Graduate Manager: Bryce White**Undergraduate Managers:** Tyler Liang,

Brian O'Reilly, Payton Sieveke,

Griffin Silverman, Tripp Smith, Sam Stack

Administrative Assistant: Blake McMahon

Pronunciation Guide

N'Faly Dante	nn-FALL-ee
Eddy Ionescu	yoh-NESS-coo
Shakur Juiston	sha-KURR JUICE-tin
Mike Mennenga	MEN-eh-gah
Francis Okoro	oh-KOR-oh
Eugene Omoruyi	oh-moh-ROO-ye
Lök Wur	luke war

OREGON SPORTS NETWORK - RADIO

Baker City KKBC, 95.3 FM
 Bend KBND, 1110AM / 100.1 FM
 Coos Bay KWRO, 630 AM / 101.1 FM
 Eugene KUJZ 95.3 FM*
 Florence KCST, 106.9 FM
 Klamath Falls KRJW, 1240 AM
 La Grande KRJT, 105.9 FM
 Lebanon KGAL, 1580 AM
 Lincoln City KBCH, 1400 AM
 Medford KCMX, 880 AM
 Portland The Fan, 1080AM*
 Roseburg KQEN, 1240 AM
 Salem KYKN, 1430 AM
 Waldport KWDP, 820 AM
 TuneIn Radio
 GoDucks GameDay App
 GoDucks.com/LiveAudio

* Flagship Station

All regular-season games are broadcast on the 16-station Oregon Sports Network from Learfield IMG College. Joey McMurry, in his third season, and Jerry Allen, in his 33rd season, have the action. Oregon games can also be heard (on a game-to-game basis) on Sirius and XM satellite radio.

INTERNET COVERAGE FOR OREGON MBB

Live audio and stats will be available for all games on goducks.com. UO basketball representatives will make periodic appearances throughout the season on **Duck Insider**, a daily sports radio show webcast on Facebook.com/goducks, hosted by Joey McMurry from 1-2 p.m. that features interviews with coaches and student-athletes. From January to March, Oregon men's and women's basketball coaches and players join Joey McMurry and Terry Jonz on Tip-off Tuesday, the Oregon basketball coaches show. Tune in every Tuesday at 7 p.m. across OSN and watch the show on the Oregon basketball Facebook and Twitter pages.

2019-20 DUCKS IN THE POLLS

Week	AP	Coaches
Preseason	15	14
Nov. 11	14	No Poll
Nov. 18	11	11
Nov. 25	11	10
Dec. 2	13	14
Dec. 9	10	13
Dec. 16	8	10
Dec. 23	6	7
Dec. 30	4	6
Jan. 6	9	9
Jan. 13	8	8
Jan. 20	12	13
Jan. 27	11	12
Feb. 3	14	15
Feb. 10	17	18

HONORS

Payton Pritchard

Wooden Award Late Season Top 20
 Naismith Midseason Watch List (30 players)
 Oscar Robertson Trophy Midseason Watch List (12 players)
 Bob Cousy Point Guard of the Year 10 Finalists
 Sporting News Midseason All-America First Team
 NCAA.com Player of the Week (Jan. 6-12)
 2020 Wooden Award Midseason Top 25 Watch List
 USBWA Oscar Robertson Trophy National Player of the Week (Dec. 9-15)
 Pac-12 Player of the Week (Dec. 9-15)
 2019 Battle 4 Atlantis All-Tournament Team
 2020 Oscar Robertson Trophy Watch List
 2020 Naismith Trophy Preseason Watch List
 2020 Wooden Award Preseason Top 50
 2020 Bob Cousy Point Guard of the Year Watch List
 2020 Preseason No. 7 PG Nationally, The Athletic
 2020 Preseason All-Pac-12 First Team
 2019 Pac-12 Tournament Most Outstanding Player
 2019 Pac-12 All-Tournament Team

Chris Duarte

Naismith National Player of the Week (Jan. 20-26)
 USBWA Oscar Robertson Trophy National Player of the Week (Jan. 20-26)
 Pac-12 Player of the Week (Jan. 20-26)
 Pac-12 Player of the Week (Dec. 23-29)

N'Faly Dante

2020 Preseason All-Pac-12 Second Team

C.J. Walker

2020 Preseason All-Pac-12 Honorable Mention

Team

NABC Division I National Team of the Week (Dec. 9-15)

NOTES

DOUBLE DIGIT COMEBACKS

Five times this season, Oregon has comeback from a double-digit deficit to win, including its last win Thursday over No. 16 Colorado. The Ducks were down 19 points down (49-30, 16:40, 2nd) Nov. 27 against Seton Hall and won 71-69. On Dec. 21, the Ducks trailed Texas Southern 26-13 (7:41, 1st) before winning 84-78. Oregon was behind Arizona 29-18 (5:39, 1st) Jan. 9 before winning 74-73 in overtime. Jan. 18 at Washington, the Huskies led 48-32 with 10:22 left in the second half before the Ducks rallied to win 64-61 in overtime. Thursday, Colorado held a 14-point edge (30-16, 3:48, 1st) before the Ducks' second half comeback (68-60).

SECOND HALF SURGE

Under coach **Dana Altman**, Oregon has a 58-26 record (.690) during the second half of Pac-12 play. That breaks down to 4-5 in 2011, 7-2 in 2012, 5-4 in 2013, 7-2 in 2014, 8-1 in 2015, 7-2 in 2016, 8-1 in 2017, 5-4 in 2018, 6-3 in 2019 and 1-2 in 2020. No one has won more second half games over the last 10 seasons. The last five years, Oregon is 29-6 after Valentine's Day in Pac-12 Conference games (credit to Pac-12 Network's JB Long for that note).

Second Half of Pac-12 Play, 2011-19 (through February 13)

Arizona	58-25	.699
Oregon	58-26	.690
UCLA	55-29	.655
Utah	44-31*	.587
Colorado	42-33*	.560
California	40-43	.482
Arizona State	39-44	.470
Stanford	37-46	.446
Washington	35-49	.417
Oregon State	33-51	.393
USC	32-52	.381
Washington State	23-61	.274

*joined Pac-12 in 2011-12

ALTMAN TIES WOODEN

Thursday against Colorado, **Dana Altman** tied John Wooden for 26th on the all-time NCAA Division I coaching wins list. Altman and Wooden, the Hall of Fame coach for Indiana State and UCLA, both have 664 wins. Gary Williams is 25th with 668 wins.

ALTMAN REACHES 600 WINS

Dana Altman is the 34th NCAA Division I coach to reach 600 career wins all-time. He is one of 13 active coaches with 600 wins. That list also currently includes Mike Krzyzewski (Duke), Jim Boeheim (Syracuse), Roy Williams (North Carolina), Bob Huggins (West Virginia), Cliff Ellis (Coastal Carolina), John Calipari (Kentucky), Rick Barnes (Tennessee), Bill Self (Kansas), Lon Kruger (Oklahoma), Jim Larranaga (Miami, Fla.), Tubby Smith (High Point), and Tom Izzo (Michigan State). Krzyzewski, Boeheim, Williams, Calipari, Self and Izzo are all members of the Basketball Hall of Fame.

NCAA Division I Career Wins (As of Feb. 11, 2020)

Rank Wins Coach

23	677	Mike Montgomery (Montana, Stanford, California)
24	675	Denny Crum (Louisville)
25	668	Gary Williams (American, Boston College, Ohio State, Maryland)
26	664	John Wooden (Indiana State, UCLA)
	664	Dana Altman+ (Marshall, Kansas State, Creighton, Oregon)
28	657*	Ralph Miller (Wichita State, Iowa, Oregon State)
29	655	Lon Kruger+ (UTRGV, Kansas State, Florida, Illinois, UNLV, Oklahoma)

+ active

* Ralph Miller's record does not include 17 wins vacated by NCAA.

PRITCHARD RECORD WATCH

With the assists and wins records already in hand, senior **Payton Pritchard** has a chance to break several more school career records, including steals, games played and games started.

Stat	Record Holder	Record	Pritchard's Current Total	To Break Record
Wins	Payton Pritchard (2016-20)	100	100	0
Assists	Payton Pritchard (2016-20)	636	636	0
Games Started	Payton Pritchard (2016-20)	134	134	0
Steals	Kenya Wilkins (1993-97)	213	204	10
Games Played	Johnathan Loyd (2010-14)	144	138	7

NUMBERS

OREGON'S 2019-20 RECORD WHEN ...

At home	13-0
On the road.....	4-4
Neutral site.....	2-2
Overtime games	4-1
vs. Top-25 team	5-2
Leading at the half	13-3
Behind at the half.....	4-3
Tied at the half.....	2-0
Game decided by 1-4 points	4-2
Game decided by 5-9 points	7-1
Game decided by 10-14 points	2-3
Game decided by 15 points or more.....	6-0
UO scores under 50 points.....	0-0
UO scores 50-59 points	0-1
UO scores 60-69 points	4-3
UO scores 70-79 points	8-2
UO scores 80-89 points	4-0
UO scores 90-99 points	2-0
UO scores 100+ points	1-0
Opponent scores 70 or more points	8-5
Opponent scores 60-69 points	7-1
Opponent scores 50-59 points	2-0
Opponent scores under 50 points	2-0
UO out-rebounds the opponent	9-0
UO is out-rebounded by opponents	6-5
Same number of rebounds.....	4-1
UO has more assists than opponents	14-2
UO has fewer assists than opponents.....	5-3
Same number of assists	2-1
UO has more steals than opponents.....	17-5
UO has fewer steals than opponents	0-0
Same number of steals.....	2-1
UO has more blocks than opponents	9-2
UO has fewer blocks than opponents.....	7-5
Same number of blocks	3-0
UO has a better shooting percentage	18-1
UO has a worse shooting percentage.....	1-5
Same shooting percentage	0-0
UO shoots 50 percent or better on FGs.....	9-0
UO shoots less than 50 percent on FGs	10-6
UO with more TOs than opponents.....	6-3
UO with fewer TOs than opponents	11-3
Same number of TOs.....	2-0
UO with more fouls than opponents	7-4
UO with fewer fouls than opponents.....	10-1
Same number of fouls	2-1
UO wearing white uniforms	7-0
UO wearing "Duck logo" white uniforms	2-0
UO wearing yellow uniforms.....	3-0
UO wearing "Fighting Ducks" yellow uniforms	1-0
UO wearing green uniforms.....	5-1
UO wearing "Fighting Ducks" green uniforms	1-2
UO wearing black uniforms	0-3
UO in November games.....	6-2
UO in December games.....	5-0
UO in January games	7-2
UO in February games	1-2
UO in March games	0-0

NATIONAL RANKINGS - TEAM

	Stat	NCAA Rank	Pac-12 Rank
Scoring Offense	75.2 ppg		2
Scoring Defense	67.2 ppg		6
Scoring Margin	+8.3		4
FG Pct.	.464	43	3
FG Pct. Defense	.400	47	5
3FG Pct.	.381	15	1
3FG Pct. Defense	.320		4
3FG Per Game	8.2 pg		1
FT Pct.	.692		9
Rebounds	35.9 rpg		8
Rebound Margin	+1.8		6
Assists	14.3 apg		4
Blocks	3.0 bpg		9
Steals	8.1 spg	41	1
Turnover Margin	+1.40		5
Assist-to-TO Ratio	1.18-to-1		3

NATIONAL RANKINGS - INDIVIDUAL

	Stat	NCAA Rank	Pac-12 Rank
Payton Pritchard			
Scoring	19.2 ppg	43	2
3FG Pct.	.386		9
3FG Per Game	2.4 pg		2
FT Pct.	.784		9
Assists	5.9 apg	22	1
Assist-to-TO	2.219to-1		2
Steals	1.6 spg		7
Minutes	36.4 mpg	24	1
Total Minutes	910	13	1
Chris Duarte			
Scoring	14.0 ppg		14
Rebounding	5.5 pg		16
3FG Per Game	1.8 pg		11
Steals	1.7 pg		3
Anthony Mathis			
3FG Pct.	.417		4
3FG Per Game	2.0 pg		7
Will Richardson			
FG Pct.	.474		14
3FG Pct.	.459		1
Steals	1.4 pg		15
Shakur Juiston			
Rebounding	6.6 pg		11

TEAM WINS (Bold = all wins came under Altman)

MOST TEAM WINS, 10-SEASON SPAN

Seasons	Wins
2010-20	254
2009-19	251
2008-18	234
2007-17	226
2006-16	222

MOST TEAM WINS, NINE-SEASON SPAN

Seasons	Wins
2010-19	235
2011-20	233
2009-18	226
2008-17	211
2007-16	196

MOST TEAM WINS, EIGHT-SEASON SPAN

Seasons	Wins
2011-19	214
2010-18	210
2012-20	209
2009-17	203
2008-16	178

MOST TEAM WINS, SEVEN-SEASON SPAN

Seasons	Wins
2012-19	190
2011-18	189
2010-17	187
2013-20	181
2009-16	170

MOST TEAM WINS, SIX-SEASON SPAN

Seasons	Wins
2011-17	166
2012-18	165
2013-19	162
2014-20	157
2010-16	154
2009-15	139

MOST TEAM WINS, FIVE-SEASON SPAN

Seasons	Wins
2012-17	142
2014-19	138
2013-18	137
2011-16	133
2015-20	131
2010-15	123

MOST TEAM WINS, FOUR-SEASON SPAN

Seasons	Wins
2013-17	114
2014-18	113
2015-19	112
2012-16	109
2011-15	102
2016-20	100
2010-14	97

NOTES

DUCKS NEAR TENTH STRAIGHT 20-WIN SEASON

Oregon is one win shy of its 10th consecutive 20-win season. Currently, the Ducks are one of only 12 schools nationally that have won 20 games in a row for at the last nine consecutive seasons. Half of those schools have already won 20 games for the 10th consecutive season.

Teams with 9+ 20-Win Seasons:

Belmont, Cincinnati, Kentucky, North Carolina, **Oregon** and Wichita State.

Teams with 10+ 20-Win Seasons:

Duke, Gonzaga, Kansas, Louisville, Saint Mary's and Vermont.

AWARDS SEASON: IMPRESSIVE RESUME LANDS PRITCHARD ON MULTIPLE WATCH LISTS

Senior **Payton Pritchard** is on the current watch lists for the Wooden Award, Naismith Trophy, Oscar Robertson Trophy and the Bob Cousy Award. Pritchard is one of 20 players nationally named to the Wooden Award Late Season Top 20 Watch List; he is one of 30 members of the Naismith Trophy Midseason Team; he is one of 12 players selected by the U.S. Basketball Writers Association for its 2019-20 Oscar Robertson Trophy Midseason Watch List; and he is one of 10 final candidates for the Bob Cousy Point Guard of the Year Award. Pritchard is one of four players nationally averaging at least 19 points, four rebounds and five assists per game. A two-time national player of the week honoree this season (Oscar Robertson Trophy, NCAA.com), Pritchard leads the nation with 134 consecutive starts. He is the only player in Pac-12 history with 1,700 career points, 600 career assists and 500 career rebounds. Already the school's record holder in assists (636), wins (100) and games started (134), Pritchard is also on pace to become the school's career leader in steals and games played and could become just the second 2,000-point scorer in program history. Previously this season, he was named to the Pac-12 preseason first team, the Battle 4 Atlantis all-tournament team and the Sporting News Midseason All-America team.

WILL FINDS A WAY

Sophomore **Will Richardson** matched his career high with 21 points and grabbed a career-high nine rebounds in Thursday's win against Colorado. It was his fourth double-figure scoring game in the last five contests. He is shooting 57.8 percent from the field (26-of-45) and 57.1 percent from three-point range (8-of-14) during that stretch. He leads the Pac-12 in three-point field goal percentage (.459). During the team's recent trip to the Bay Area, he led the team with 17 points Feb. 1 at Stanford and had 15 points and four assists Jan. 30 at California. He scored a career-high 21 points Jan. 9 versus Arizona including the go-ahead bucket with :15 left in overtime. Richardson leads the Pac-12 with nine double-figure scoring games off the bench. He had a career-high six steals Dec. 29 against Alabama State.

PRITCHARD NETS FOURTH DOUBLE-DOUBLE WITH 11 BOARDS

Payton Pritchard grabbed a career-high 11 rebounds to go along with 15 points in Thursday night's comeback win against No. 16 Colorado. It was his fourth career double-double.

DUCKS NEAR RANKING RECORD

Oregon's game against No. 16 Colorado was its seventh game versus a top-25 opponent this season. That's the most ranked foes the Ducks have faced in the regular season since playing seven in 2008-09. If the Ducks play one more ranked team during the regular season or Pac-12 Tournament, they will equal the program record for most ranked opponents - eight - set during the 1994-95 season. By definition, "regular season" includes Pac-12 Tournament games, but not NCAA Tournament or NIT games.

OREGON LOCKS UP TENTH STRAIGHT WINNING SEASON

The Ducks have now secured their 10th consecutive winning season. That ties an 88-year-old school record. The only other time Oregon has had 10 winning seasons in a row was the decade between 1923-32, when the program posted 10 consecutive winning seasons under coaches **William Reinhart** and **George Bohler**. Oregon has now won a program-record 253 wins over the last 10 seasons.

PRITCHARD SECOND TO NONE IN ASSISTS

One of Oregon's most successful positions at the professional level has been at guard, from **Jim Barnett** to **Ron Lee** in the 1960s and 1970s to NBA All-Star **Terrell Brandon** in the 1990s to **Luke Ridnour** and **Aaron Brooks** in the most recent decade. All of those players save Lee played at least 10 years in the NBA, and all figure prominently in the UO record book. And **Payton Pritchard** now has more assists, steals and three-pointers than all of them. Pritchard broke the UO career assists record Jan. 30 against California. His 261 three-pointers are third all-time, while his 636 assists now rank tied for 10th in Pac-12 history.

PRITCHARD NOW THE WINNINGEST PLAYER IN PROGRAM HISTORY

Payton Pritchard is the winningest player in program history, netting number 100 Jan. 30 against California. He passed **Johnathan Loyd**, who won 97 games between 2010-14, Jan. 26 against UCLA.

THE CLUTCH GENE

Five times this season, **Payton Pritchard** has registered double figures *in the last five minutes of regulation and overtime* to help Oregon close out a win. The list includes Memphis (10 points), Michigan (16), Texas Southern (16), Washington (10) and USC (11). He nearly added a sixth and seventh game to his totals with eight points in the last five minutes against both California (Jan. 30) and Colorado (Feb. 13).

ALTMAN RECORDS 23RD CONSECUTIVE WINNING SEASON

Dana Altman now has 23 consecutive winning seasons as a head coach. He is currently one of six active head coaches in NCAA Division I who have posted a winning record for 23 consecutive seasons (the other five are in the Hall of Fame). For Altman, that streak runs from the 1997-98 season through 2019-20, and covers his final 13 seasons at Creighton and his first 10 in Eugene.

Active 23-plus Consecutive Winning Seasons as a Head Coach

1. 43 *Jim Boeheim - Syracuse, 1976-77 – 2018-19
2. 37 *Mike Krzyzewski - Duke, 1983-84 – 2019-20+
3. 31 *Roy Williams - Kansas, North Carolina, 1988-89 – 2018-19
4. 25 *Bill Self - Oral Roberts, Tulsa, Illinois, Kansas, 1995-96 – 2019-20
5. 24 *Tom Izzo - Michigan State, 1996-97 – 2019-20
6. 23 **Dana Altman - Creighton, Oregon, 1997-98 – 2019-20**

* member of the Hall of Fame

+ During the '94-95 season, Krzyzewski coached the team to a 9-3 record before taking a leave of absence to recover from back surgery.

PRITCHARD POSTS PAC-12 FIRST

Payton Pritchard is the first player in Pac-12 history to reach 1,700 career points, 600 career assists and 500 career rebounds. He is also now one of just five players in league history with 1,700 points and 600 assists joining Gary Payton of Oregon State (2,095/938), Jason Gardner of Arizona (1,984/622), Damon Stoudamire of Arizona (1,849/663) and Brevin Knight of Stanford (1,704/780).

PRITCHARD PRODUCING AT PROLIFIC LEVELS

Payton Pritchard is one of only four Division I players nationally averaging at least 19.0 points, 5.0 assists and 4.0 rebounds per game. Colbey Ross of Pepperdine, Carlik Jones of Radford and Marreon Jackson of Toledo are the others. Pritchard is also averaging 1.6 steals a game.

PAYTON PRITCHARD BY THE NUMBERS

1

Pritchard is **the only player in Pac-12 history** with 1,700 points, 500 rebounds 600 assists in a career.

5

Pritchard has taken over a number of games in the closing minutes this season, reaching **double figures in the last five minutes of regulation and overtime five times** this season, all of them wins.

100

Pritchard is **the winningest player in Oregon history with 100 victories**. He passed Johnathan Loyd for the most wins in school history following a win over UCLA on Jan. 26.

134

Pritchard currently has the longest active games started streak in the NCAA at **134 consecutive** games, dating back to his first career start vs. Tennessee in 2016. He is also second among NCAA active leaders with 138 games played.

138

Pritchard owns the nation's longest active streak of consecutive games with a point. The senior has **scored in all 138 of his career games** played, including double-digit performances in 31 of the last 32 dating back to last year.

1,785

After becoming the 37th in UO history to reach 1,000 career points, Pritchard is currently sixth with **1,785**. He is 18 points away from moving into the top five in school history and tying Tajuan Porter (1,803/2006-10).

OREGON 69, UTAH 64 - 1-4-20 - SALT LAKE CITY, UTAH

Official Basketball Box Score -- Game Totals -- Final Statistics
Oregon vs Utah

01/04/20 3:00 pm at Jon M. Huntsman Center

Oregon 69 • 12-3, 1-1 Pac-12

##	Player		Total		3-Ptr		Rebounds			PF	TP	A	TO	Blk	Stl	Min
			FG-FGA	FG-FGA	FT-FTA	Off	Def	Tot								
10	Shakur Juiston	f	3-10	1-4	0-0	3	3	6	3	7	3	2	2	0	26	
33	Francis Okoro	f	0-0	0-0	1-2	0	4	4	3	1	1	3	2	0	18	
03	Payton Pritchard	g	8-17	3-6	0-0	0	4	4	2	19	5	0	0	1	36	
05	Chris Duarte	g	6-12	1-4	1-1	0	7	7	2	14	3	3	0	1	35	
32	Anthony Mathis	g	0-2	0-1	0-0	0	2	2	1	0	1	0	0	0	22	
00	Will Richardson	g	6-11	1-2	1-1	3	3	6	3	14	5	2	0	1	27	
01	N'Faly Dante		3-6	0-0	0-0	2	0	2	4	6	1	0	1	2	15	
13	Chandler Lawson		4-8	0-0	0-0	3	5	8	1	8	0	0	0	1	21	
Team						2	0	2								
Totals			30-66	6-17	3-4	13	28	41	19	69	19	10	5	6	200	

FG % 1st Half: 16-34 47.1% 2nd half: 14-32 43.8% Game: 30-66 45.5%
 3FG % 1st Half: 2-7 28.6% 2nd half: 4-10 40.0% Game: 6-17 35.3%
 FT % 1st Half: 2-3 66.7% 2nd half: 1-1 100.0 Game: 3-4 75.0%

Deadball
Rebounds
1

Utah 64 • 10-4, 1-1 Pac-12

##	Player		Total		3-Ptr	Rebounds					PF	TP	A	TO	Blk	Stl	Min
			FG-FGA	FG-FGA	FT-FTA	Off	Def	Tot									
01	Timmy Allen	f	6-18	0-3	7-12	5	6	11	2	19	1	1	0	0	39		
21	Riley Battin	f	0-5	0-3	2-4	3	5	8	1	2	1	0	1	1	34		
35	Branden Carlson	c	0-1	0-0	0-0	2	0	2	1	0	0	1	0	1	14		
11	Both Gach	g	9-20	4-12	2-2	0	1	1	1	24	2	1	0	1	38		
15	Rylan Jones	g	2-8	2-7	0-0	0	4	4	3	6	4	4	0	0	32		
05	Jaxon Brenchley		1-3	1-3	0-0	0	2	2	0	3	0	0	1	0	13		
20	Mikael Jantunen		3-3	2-2	2-2	0	2	2	1	10	1	0	0	0	22		
25	Alfonso Plummer		0-0	0-0	0-0	0	0	0	0	0	0	0	0	0	0+		
32	Lahat Thioune		0-1	0-0	0-0	0	2	2	0	0	0	0	2	0	8		
Team						3	1	4									
Totals				21-59	9-30	13-20	13	23	36	9	64	9	7	4	3	200	

FG % 1st Half: 10-31 32.3% 2nd half: 11-28 39.3% Game: 21-59 35.6%
 3FG % 1st Half: 5-17 29.4% 2nd half: 4-13 30.8% Game: 9-30 30.0%
 FT % 1st Half: 6-9 66.7% 2nd half: 7-11 63.6% Game: 13-20 65.0%

Deadball
Rebounds
4

Officials: Bob Staffen, Eric Curry, Deron White
 Technical fouls: Oregon-None. Utah-None.
 Attendance: 13104

Score by periods	1st	2nd	Total
Oregon	36	33	69
Utah	31	33	64

Last FG - ORE 2nd-00:03, UTAH 2nd-03:42.
 Largest lead - ORE by 10 2nd-10:14, UTAH by 2 2nd-17:59.
 ORE led for 34:37. UTAH led for 01:56. Game was tied for 03:17.

	In	Off	2nd	Fast	Bench
Points	Paint	T/O	Chance	Break	
ORE	42	10	16	16	28
UTAH	22	18	11	10	13

Score tied - 6 times.
 Lead changed - 8 times.

NCAA ACTIVE CAREER LEADERS

Assists

1. Cassius Winston (Michigan State)	851
2. Josh Sharkey (Samford)	713
3. Tommy Funk (Army)	676
4. Payton Pritchard (Oregon)	636
5. Xavier Simpson (Michigan)	616

Games Played

1. Xavier Simpson (Michigan)	139
2. Payton Pritchard (Oregon)	138
3. Caleb Homesley (Liberty)	135
4. Georgie Pacheco-Ortiz (Liberty)	134
5. 4 players tied	133

CAREER HONORS & AWARDS

2019-20 (Senior Season)

-Naismith Trophy Midseason Top 30
 -Oscar Robertson Trophy Finalists (12 players)
 -Bob Cousy Point Guard of the Year Top 10 Finalist
 -Wooden Award Late Season Top 20
 -Wooden Award Midseason Top 25
 -Sporting News Midseason All-America Team
 -NCAA March Madness Player of the Week (1/13)
 -Oscar Robertson Trophy National Player of the Week (12/17)
 -Pac-12 Player of the Week (12/16)
 -Battle 4 Atlantis All-Tournament Team
 -John R. Wooden Award Preseason Watch List
 -Oscar Robertson Trophy Watch List
 -Bob Cousy Point Guard of the Year Preseason Watch List
 -Preseason All-Pac-12 first Team
 -Preseason No. 7 ranked point guard (The Athletic)

2018-19 (Junior Season)

-Pac-12 Tournament Most Outstanding Player
 -Pac-12 All-Tournament Team

2017-18 (Sophomore Season)

-All-Pac-12 Second Team

MKA RECORDS

Payton Pritchard currently holds a share of the Matthew Knight Arena assists record.

Assists

13, Johnathan Loyd vs. Pacific, 11-29-2013;
 13, Malcolm Armstead vs. Oregon State, 2-19-2011;
13, Payton Pritchard vs. Savannah State, 12-3-2016

NUMBERS

UO SINGLE GAME RECORD WATCH

STEALS

Rank	Stls.	Player	Opponent	Date
1	9	Kenya Wilkins	Boise State	12-20-1996
2	8	Ron Lee	UNC-Charlotte	3-15-1976
	8	Terrell Brandon	Arizona State	3-7-1991
	8	Chris Duarte	USC	1-23-2020
5	6	Ron Lee	Hawaii	11-28-1975
	6	Ron Lee	San Jose State	1-3-1976
	6	Darius Wright	USC	1-7-1999
	6	Malcolm Armstead	Washington	3-11-2011
	6	Mike Moser	Georgetown	11-8-2013
	6	Joseph Young	USC	2-1-2014
	6	Payton Pritchard	Washington State	1-27-2019
	6	Will Richardson	Alabama State	12-29-2019
	6	Chris Duarte	UCLA	1-26-2020

UO SEASON RECORD WATCH

ASSISTS

Rank	Asst.	Player	Games	Year
1	218	Luke Ridnour	33	2002-03
2	184	Ron Lee	30	1975-76
3	176	Luke Ridnour	35	2001-02
4	175	Payton Pritchard	38	2018-19
5	174	Terrell Brandon	29	1989-90
6	172	Kenya Wilkins	29	1995-96
7	171	Kenya Wilkins	28	1994-95
	171	Payton Pritchard	36	2017-18
9	167	Malcolm Armstead	38	2010-11
10	163	Ron Lee	30	1974-75

STEALS

Rank	Stls.	Player	Games	Year
1	89	Malcolm Armstead	38	2010-11
2	71	Arsalan Kazemi	35	2012-13
3	68	Payton Pritchard	38	2018-19
4	65	Malcolm Armstead	32	2009-10
5	63	Terrell Brandon	28	1990-91
	63	Fred Jones	35	2001-02
	63	Luke Ridnour	33	2002-03
8	61	Kenya Wilkins	29	1995-96
9	58	Luke Ridnour	35	2001-02
10	55	Kenya Wilkins	28	1996-97
	55	Troy Brown Jr.	35	2017-18

DOUBLE-DOUBLES

	PTS	REB
Francis Okoro (Season - 2; Career - 2)		
Montana (12-18-19)	12	17
Fresno State (11-5-19)	10	10
Chris Duarte (Season - 1; Career - 1)		
USC (1-23-20)	30	11
Chandler Lawson (Season - 1; Career - 1)		
Washington (1-18-20)	16	12
Shakur Juiston (Season - 1; Career - 19)		
Memphis (11-12-19)	17	10
Payton Pritchard (Season - 2; Career - 4)		
Colorado (2-13-20)	15	11
Hawaii (12-7-19)	20	*11

*assists

UO CAREER RECORD WATCH

COACHING VICTORIES

Rank	Wins	Coach	Years
1	254	Dana Altman	2010-
2	235	Ernie Kent	1997-10
3	212	Howard Hobson	1935-47
4	180	W.J. Reinhart	1923-35
5	179	Steve Belko	1956-71

UO 80-WIN CLUB

Player	Wins
Payton Pritchard (2016-20)	100
Johnathan Loyd (2010-14)	97
Casey Benson (2014-17)	90
E.J. Singler (2009-13)	89
Dillon Brooks (2014-17)	87
Jordan Bell (2014-17)	82
Fred Jones (1998-02)	81
Joevan Catron (2006-09, 2011)	81
Elgin Cook (2014-16)	81
Luke Jackson (2000-04)	80
Dick Wilkins (1944-48)	80

GAMES PLAYED

Player	Games
Johnathan Loyd (2010-14)	144
E.J. Singler (2009-13)	142
Payton Pritchard (2016-20)	138
Garrett Sim (2008-12)	136
Joevan Catron (2006-09, 2011)	133
Maarty Leunen (2004-08)	127
Luke Jackson (2000-04)	126
Tajuan Porter (2006-10)	126
Fred Jones (1998-02)	125

GAMES STARTED

Player	Games
Payton Pritchard (2016-20)	134
E.J. Singler (2009-13)	132
Malik Hairston (2004-08)	115
Blair Rasmussen (1981-85)	114
Anthony Taylor (1984-88)	114
Kenya Wilkins (1993-97)	112
Tajuan Porter (2006-10)	112
Aaron Brooks (2003-07)	110
Bryce Taylor (2004-08)	106
Luke Jackson (2000-04)	102

SCORING

Rank	Points	Player	Games	Years
1	2,085	Ron Lee	112	1972-76
2	1,970	Luke Jackson	126	2000-04
3	1,939	Anthony Taylor	115	1984-88
4	1,829	Greg Ballard	115	1973-77
5	1,803	Tajuan Porter	126	2006-10
6	1,785	Payton Pritchard	138	2016-20
7	1,674	Orlando Williams	112	1991-95
8	1,644	Stan Love	78	1968-71
	1,644	Fred Jones	125	1998-02
	1,644	Malik Hairston	117	2004-08

FIELD GOALS

Rank	FG	Player	Games	Years
1	838	Ron Lee	112	1972-76
2	714	Anthony Taylor	115	1984-88
3	675	Greg Ballard	115	1973-77
4	645	Luke Jackson	126	2000-04
5	629	Stan Love	78	1968-71
6	618	Blair Rasmussen	114	1981-85
7	612	Malik Hairston	117	2004-08
8	608	Payton Pritchard	138	2016-20
9	587	Dillon Brooks	109	2014-17
10	584	Tajuan Porter	126	2006-10

3-POINT FIELD GOALS

Rank	3FG	Player	Games	Years
1	345	Tajuan Porter	126	2006-10
2	282	Orlando Williams	112	1991-95
3	261	Payton Pritchard	138	2016-20
4	242	James Davis	115	2000-04
5	223	Terik Brown	116	1995-99

ASSISTS

Rank	Asst.	Player	Games	Years
1	636	Payton Pritchard	138	2016-20
2	614	Kenya Wilkins	112	1993-97
3	572	Ron Lee	112	1972-76
4	500	Luke Ridnour	96	2000-03
5	471	Aaron Brooks	115	2003-07

STEALS

Rank	Stls.	Player	Games	Years
1	213	Kenya Wilkins	112	1993-97
2	204	Payton Pritchard	138	2016-20
3	160	Luke Jackson	126	2000-04
4	154	Malcolm Armstead	70	2010-11
5	152	Johnathan Loyd	144	2010-14

PAC-12 CAREER ASSISTS

1	938	Gary Payton, Oregon State	1987-90
2	833	Pooh Richardson, UCLA	1986-89
3	810	Russell Brown, Arizona	1978-81
4	780	Brevin Knight, Stanford	1994-97
5	779	Brandon Granville, USC	1999-2002
6	738	Jordan McLaughlin, USC	2015-18
7	670	Mustafa Shakur, Arizona	2004-07
8	663	Damon Stoudamire, Arizona	1992-95
9	652	Tyus Edney, UCLA	1992-95
10	636	Darrick Martin, UCLA	1989-92
	636	Payton Pritchard, Oregon	2016-20
12	622	Jason Gardner, Arizona	2000-03
13	614	Kenya Wilkins, Oregon	1994-97
14	607	Earl Watson, UCLA	1998-2001

DUCKS PICKED TO WIN PAC-12

Oregon has been chosen to win the 2019-20 Pac-12 men's basketball title in a vote of 27 media members who cover the league. It is the second consecutive season and third time in the past four years that the Ducks are the media's pick to wear the Pac-12 crown under 10th year head coach Dana Altman. With the UO women's team earning the media's nod to win the 2019-20 title on Monday, Oregon has now been the preseason pick to sweep the league's basketball crowns for the second consecutive year.

2019-20 PAC-12 MEN'S BASKETBALL PRESEASON MEDIA POLL

TEAM (first-place votes)	POINTS
1. Oregon (9)	291
2. Colorado (9)	288
3. Washington (6)	273
4. Arizona (2)	263
5. USC (1)	198
6. Arizona State	187
7. Oregon State	161
8. UCLA	148
9. Utah	131
10. Stanford	84
11. Washington State	47
12. California	35

OREGON BASKETBALL DID YOU KNOW?

- Oregon won the very first NCAA Championship in 1939, beating Ohio State 46-33. The game was played at Northwestern.
- In 2016-17, Oregon made it back to the Final Four for the first time since 1939.
- Head coach **Dana Altman** was a walk-on in junior college and is an Eagle Scout.
- Assistant coach **Kevin McKenna** won an NBA Championship in 1982 playing with Magic Johnson, Kareem Abdul-Jabbar and the Los Angeles Lakers.
- **Payton Pritchard** was a four-time state champion at West Linn (Oregon) High School (Oregon) and teammate **Anthony Mathis** joined him for the first three of those titles. Mathis moved in with Pritchard's family the summer before his seventh grade year.

NOTES

HE'S GOT THE JUISTON

After missing the month of December due to a knee injury suffered Nov. 29 against North Carolina, **Shakur Juiston** has been rounding back into form. He leads the Ducks in rebounding (6.6 per game) and has five games with nine or more rebounds this year including a season-high tying 10 Feb. 8 at Oregon State. He showed some of his early season form with an 11-point, nine-rebound effort Jan. 11 against Arizona State. Juiston had another double-figure effort Jan. 26 against UCLA (11 points).

DUARTE HEATING UP

After reaching double figures just once in his first five games, **Chris Duarte** has scored in double figures in 17 of the last 20 contests. He's averaging 14.8 points per game in that span. Duarte has two 30-point games this season (31 points Dec. 29 against Alabama State, 30 points Jan. 23 versus USC) making him the first Duck with multiple 30-point games in the same year since **Joseph Young** in the 2014-15 season.

DUARTE POSTS RARE STAT LINE; EARNS SECOND PAC-12 PLAYER OF THE WEEK AWARD

Junior guard **Chris Duarte** was named Pac-12 player of the week for the second time this season following Oregon's sweep of USC and UCLA. He also garnered national player of the week laurels from the Naismith Award and the Oscar Robertson Trophy. The Puerto Plata, Dominican Republic, native posted a stat line Jan. 23 against USC not seen at the Division I level in nearly 21 years. He had 30 points, 11 rebounds and a Matthew Knight Arena record eight steals in the win against the Trojans. The last player to do that was Niagara's Alvin Young, who had 34 points, 11 rebounds and nine steals against Saint Peter's on Jan. 30, 1999. The eight steals was the most by a Duck since **Kenya Wilkins** set the school record with nine against Boise State on Dec. 20, 1996. It was also the most steals by a Pac-12 player since 2015 (T.J. McConnell, Arizona). Duarte followed the USC performance with 24 points, six rebounds, six steals and five assists in Sunday's win against UCLA. Duarte, who has 21 steals in the last four games, was also named Pac-12 player of the week for the week of Dec. 23-29 when he scored a career-high 31 points against Alabama State. He is Oregon's first multiple Pac-12 award winner since **Dillon Brooks** in 2017.

BLUFF CITY LAWSON

Freshman **Chandler Lawson** posted his best game of the season Jan. 18 at Washington. He recorded his first career double-double with season highs of 16 points and 12 rebounds. He followed that with nine points and five rebounds in his first career start Jan. 23 against USC. The Memphis, Tenn., native is the only freshman to play in every game for the Ducks this season.

PRITCHARD TOPS NCAA IN MINUTES PLAYED

Payton Pritchard played in 1,349 minutes in 2018-19 to lead Division I in minutes played. He edged Virginia's Kyle Guy (1,344) by five minutes. He leads the Pac-12 this season (910 minutes).

PRITCHARD LEADS NCAA IN CONSECUTIVE STARTS

Senior guard **Payton Pritchard** has started 134 consecutive games, a streak that leads the NCAA. Pritchard came off the bench his first four games as a freshman before moving into the starting lineup for the last 134 in a row.

PRITCHARD REACHES 1,500 POINTS, NOW SIXTH ALL-TIME

Payton Pritchard became the 14th 1,500-point scorer in program history Dec. 18 against Montana. Jan. 23 against USC, he passed **Orlando Williams** (1,674/1991-95) for sixth. Pritchard now shows 1,785 career points. **Tajuan Porter** (1,803/2006-10) is fifth.

PRITCHARD NAMED SPORTING NEWS MIDSEASON ALL-AMERICA FIRST TEAM

Adding to his growing list of accolades, senior guard **Payton Pritchard** was named to the Sporting News Midseason All-America first team. He was joined on the Sporting News first team by Markus Howard of Marquette, Luke Garza of Iowa, Myles Powell of Seton Hall and Obi Toppin of Dayton.

PRITCHARD GARNERS NATIONAL HONORS AGAIN

For the second time this season, **Payton Pritchard** was recognized nationally for his efforts on the court. He was named the NCAA March Madness national player of the week following his efforts in the Ducks' sweep of Arizona and Arizona State (Jan. 9-11). Pritchard had 17 points - including the game-tying bucket that sent the game to overtime - along with seven rebounds and six assists against No. 24 Arizona. He followed that by tying his career high with 29 points against Arizona State, hitting 6-of-9 from three-point range. Earlier this season, he was named the Oscar Robertson Trophy national player of the week following the Ducks' win at No. 5 Michigan.

NOTES

DUCKS MATCH RANKING RECORD

Oregon's No. 4 in the Dec. 30 Associated Press poll matched Ducks' all-time highest ranking by the A.P. The Ducks were also No. 4 in the Nov. 14, 2016, poll. That Oregon team would eventually reach the 2017 Final Four and send four players – **Jordan Bell**, **Dillon Brooks**, **Chris Boucher** and **Tyler Dorsey** – on to the NBA. **Payton Pritchard** started at point guard as a freshman for that squad.

THAT 70's SHOW

Under **Dana Altman**, Oregon is 174-21 when holding opponents under 70 points, including a 139-13 mark the last six seasons. Hello, Wisconsin!

DUARTE NAMED PAC-12 PLAYER OF THE WEEK

Oregon guard **Chris Duarte** was named Pac-12 Player of the Week on Dec. 30 after scoring a career-high 31 points in the Dec. 29 98-59 win against Alabama State. The junior from Puerto Plata, Dominican Republic, made 12-of-15 field goal attempts, including 6-of-9 three-pointers. He also had six assists and five rebounds. The 31 points was the most by a Duck since Bol Bol scored 32 last December against Texas Southern.

DANTE DEBUTS, OKORO SOARS

N'Faly Dante made his much anticipated Oregon debut Dec. 18 against Montana. The freshman from Bamako, Mali, scored 11 points in 14 minutes. Not to be outdone, **Francis Okoro** scored 12 points with a career-high 17 rebounds. It was the most rebounds by a Duck since **Chris Boucher** hauled in 19 boards against Montana on Dec. 13, 2016. It was Okoro's second double-double of the season and his career.

HISTORIC WIN AGAINST MICHIGAN

The Ducks' 71-70 win over No. 5 Michigan on Dec. 14 was the program's first regular season non-conference win over a top-five opponent in school history. The Ducks' previous best was an 86-73 win against No. 10 Providence on Jan. 4, 1975, in Eugene. It was also the program's first road win over a top 5 team since Oregon defeated No. 5 UCLA 65-45 on Feb. 21, 1976, in Pauley Pavilion. That win by the Ducks snapped UCLA's 98-game home winning streak, the third-longest home winning streak in NCAA history.

DUCKS NOTCH THREE TOP-13 WINS

The Ducks have wins over three top-13 teams in 2019-20. Oregon topped No. 13 Memphis, 82-74, on Nov. 12. Oregon then repeated that feat with a 71-69 win against No. 13 Seton Hall at the Battle 4 Atlantis. The Ducks capped that stretch with a 71-70 overtime win at No. 5 Michigan on Dec. 14. All three top-15 wins came away from home - a resume point that only Oregon can claim.

PRITCHARD NAMED PAC-12 PLAYER OF THE WEEK

Oregon guard **Payton Pritchard** was named Pac-12 Player of the Week and Oscar Robertson Trophy National Player of the Week after leading Oregon to an historic win Dec. 14 at No. 5 Michigan. The senior from West Linn, Ore., scored 15 of the Ducks' final 17 points to lead Oregon to a 71-70 win in overtime. Pritchard led all players with 23 points, including 19 in the second half and overtime in Ann Arbor. The Wooden Award, Naismith and Robertson Trophies and Cousy Award nominee went 6-of-8 from floor for 13 points in the second half and 3-of-4 for six points in overtime to will the Ducks to victory. This is Pritchard's first career Pac-12 Player of the Week honor.

MATHIS SETS MKA RECORD

Senior transfer **Anthony Mathis** had a breakout game Nov. 9 against Boise State when he scored a career-high 30 points - including a Matthew Knight Arena record nine three-pointers. He followed that with six three-pointers in the Ducks' Dec. 14 upset of No. 5 Michigan.

ALTMAN NOW WINS LEADER AT TWO DIVISION I SCHOOLS

Dana Altman is now the winningest coach at two Division I institutions - Oregon (254) and Creighton (327 wins in 16 seasons). He's one of just eight coaches who is the current career wins leader at two different NCAA Division I institutions. The others include Jim Calhoun (Connecticut, Northeastern), Cliff Ellis (Clemson, Coastal Carolina), Lou Henson (Illinois, New Mexico State), Ron Hunter (Georgia State, IUPUI), Danny Kaspar (Stephen F. Austin, Texas State), Gregg Marshall (Wichita State, Winthrop) and Willis Wilson (Rice, Texas A&M Corpus Christi).

DUCKS SIGN ALTMAN THROUGH 2025-26

In March of 2019, University of Oregon Director of Athletics Rob Mullens announced a contract extension with head coach **Dana Altman** that will keep him in Eugene through the 2025-26 season.

STRENGTH OF SCHEDULE

Oregon played arguably the most difficult nonconference schedule in the nation this season. The Ducks' five nonconference games against top-15 teams led the nation.

Teams that have played four or more top-15 teams this season

- 5- Oregon
- 4- Michigan
- 4- North Carolina

HEY MAN, NICE SHOT

Oregon has made at least one three-point field goal in 774 consecutive games. The Ducks' last game without a three-pointer was Feb. 6, 1997, versus Washington. The Ducks last held an opponent without a three-pointer in 2015-16 when Cal went 0-for-12 from three-point range on Jan. 6, 2016.

NBA DRAFT NOTES

With **Bol Bol** being drafted by Denver in the second round of the 2019 NBA Draft, Oregon is now one of just seven programs nationally that has produced five or more NBA Draft picks over the last three seasons. Oregon is joined in that elite echelon of college programs by Duke (11), Kentucky (10), UCLA (6), Villanova (6), Florida State (5) and North Carolina (5).

NBA ROSTER NOTES

Oregon has five alums currently playing in the NBA in 2019-20. **Chris Boucher** won a World Championship with Toronto last season and is in his second year with the Raptors (third overall). Another former World Champion, **Jordan Bell**, is now with Memphis after starting the year with Minnesota and spending the previous two years with the Golden State Warriors. **Dillon Brooks** is in his third season with Memphis, while this is year two in Washington for **Troy Brown Jr.** **Louis King** became the most recent Duck to join the NBA ranks when he made his debut for Detroit Dec. 26 versus Washington. King (Detroit/Grand Rapids Drive), **Bol Bol** (Denver/Fort Wayne Mad Ants) and **Kenny Wooten** (New York/Westchester Knicks) are currently signed to two-way contracts. Bol and Wooten have yet to be called up to the NBA. The other Duck in the NBA G League is **Paul White** (Salt Lake City Stars).

BATTLE TESTED

Oregon played three consecutive top-15 opponents at the Battle 4 Atlantis - No. 13 Seton Hall, No. 8 Gonzaga and No. 6 North Carolina. The games were decided by two points, one point and four points. The Ducks defeated Seton Hall 71-69, fell to Gonzaga 73-72 in overtime and lost to North Carolina 78-74. The combined score of the games was 217-220 with an average margin of victory of 2.3 points per game.

NOTES

LEADERS OF THE PACK

During November, the Ducks played six consecutive games against teams that were picked to finish first or second in their respective preseason poll: Memphis (tie-1st, American Athletic), UT Arlington (2nd, Sun Belt), Houston (tie-1st, American Athletic), Seton Hall (1st, Big East), Gonzaga (1st, West Coast) and North Carolina (2nd, ACC). The Ducks added two more teams to that list before Christmas - Montana (2nd, Big Sky) and Texas Southern (2nd, SWAC).

BATTLE READY

Oregon's freshmen had a coming out party at the Battle 4 Atlantis. **C.J. Walker** scored 12 points against both Seton Hall and Gonzaga. He also averaged 4.0 rebounds per game and made three-of-four three-point field goal attempts. **Chandler Lawson** averaged 6.0 points and 4.0 rebounds per game for the tournament, while **Addison Patterson** hit a pair of three-pointers. The solid play continued Dec. 7 against Hawaii with Walker scoring a season-high 18 points, Patterson adding 10 and Lawson grabbing five rebounds.

DUCKS TO PLAY IN 2020 EMERALD COAST CLASSIC

Oregon will play in the seventh annual Emerald Coast Classic presented by Global Sports Nov. 27-29, 2020, on the campus of Northwest Florida State College in Niceville, Fla. This will be Oregon's first appearance in the Emerald Coast Classic. The eight-team field also includes Florida, Illinois, Iowa State, Alabama A&M, Louisiana-Monroe, McNeese State and North Florida. First and second-round games will be played at on-campus sites with Oregon, Florida, Illinois and Iowa State serving as hosts. Four third-round games will be played Nov. 27 at The Arena at NWFS. Consolation round games are scheduled Nov. 28 with the third-place and championship games set for Nov. 29. NWFS is the alma mater of current Duck junior **Chris Duarte** and former Duck **Elgin Cook**.

PAC-12 ANNOUNCES 20-GAME SCHEDULE FOR 2020-21

The Pac-12 will go to a 20-game schedule next year. This week, the conference announced that the Ducks will host UCLA on Dec. 3, 2020, and travel to Washington on Dec. 6.

MKA RECORDS FALL

Two Matthew Knight Arena records fell during the Ducks' Nov. 9 win over Boise State. As a team, Oregon shot 70.0 percent from the field (42-of-60), to shatter the previous mark of .653 set in 2013 against Western Carolina. The Ducks nearly broke the overall school record for field goal percentage, falling just short of the .710 mark that the team recorded versus Arizona in 1983. **Anthony Mathis** made nine three pointers to break the MKA mark of eight by Travis Hammonds of Long Beach State and Jordan Hayward of Central Arkansas. That was one shy of **Tajuan Porter's** school record of 10, set versus Portland State in 2006.

CONSISTENT COACHING STAFF

Success on the court often goes hand-in-hand with continuity off the court. During the nine-year **Dana Altman** era, Oregon has seen just one change on its coaching staff. That came following the 2013-14 season, when assistant coach **Brian Fish** accepted the head coaching job at Montana State, and was replaced by current assistant **Michael Mennenga**. Oregon's two other assistants, **Kevin McKenna** and **Tony Stubblefield**, have been with Altman at Oregon since day one. The Ducks' continuity extends even beyond the assistant coaches with director of operations **Josh Jamieson** in his 16th year and athletic trainer **Clay Jamieson** in his 22nd season in Eugene.

FOR THE DEFENSE

Oregon held UT Arlington to its worst shooting performance in school history on Nov. 17. The Mavericks made 15-of-64 field goal attempts (23.4 percent). After letting UTA take a 14-11 lead with 14:00 to go in the first, the Mavericks scored just 33 points the in final 34 minutes of the game. That was the best defensive effort for the Ducks since holding Eastern Washington to 23.1 percent from the field last season (Nov. 9, 2018).

ALTMAN BECOMES PAC-12 TOURNAMENT'S WINNINGEST COACH

With four wins in the 2019 Pac-12 Tournament, **Dana Altman** became the winningest coach in Tournament history. He finished 2019 with 19 career Pac-12 Tournament wins. He passed Sean Miller, Arizona (17), and Lute Olson, Arizona (16), for the all-time lead.

DUCKS IN THE DESERT

No one has won more Pac-12 Tournament games in Las Vegas than Oregon. The Ducks are 17-4 since the league moved the championship to the desert in 2013. In the seven tournaments in Las Vegas, the Ducks have played in five championship games (winning in 2013, 2016 and 2019) and have advanced to the semifinal round six times. The only year the Ducks departed Vegas prior to the semis was in 2014 after a quarterfinal loss to UCLA.

FORMER S-A PHIL KNIGHT PLEDGES \$500 MILLION FOR SCIENCE

UO graduate and former track and field student-athlete Phil Knight, the co-founder of Nike, and his wife Penny made a half-a-billion dollar commitment to scientific research at the University of Oregon. It is the largest gift ever bestowed to a public university. "This act of philanthropy from Penny and Phil Knight is breathtaking," said University of Oregon President Michael Schill. "This is a seminal moment for the University of Oregon, an inflection point that will shape the trajectory of the university and this state for the next century and beyond." The Knight's \$500 million donation will fund the construction of a new science complex, that is currently under construction on the Eugene campus. Research at the new site will focus on life sciences such as biology, microbiology, biochemistry and other disciplines. "While not without risk, we believe the expected societal returns from such investments are high," said Knight. "And here at home in Oregon, we believe the potential to arm our talented young people with the skills and tools they will need to have a lasting impact on the world and to pursue rewarding careers makes such investments essential."

QUOTE SHEET

"Dana Altman will beat your five with his five and then take your five and beat his five."

- Doug Gottlieb

"I'll be there to make that play. Take that shot. Make that pass."

- Payton Pritchard

"That was just clutch gene personified."

- Wally Szczerbiak on Pritchard's shot to beat Washington

"Payton Pritchard right now, the NCAA should make him the poster child for college basketball...If you could pick a guard to have on your team for the NCAA Tournament, I think most people who really watch college basketball would pick him."

- Mick Cronin

"Long way to go of course, but if I had to cast a vote for national POY right now, it would go to Payton Pritchard."

- Seth Davis

"Disagree if you want but I'd take Payton Pritchard from Oregon as my pick for best college point guard in the country. Dude is a winner"

- Jimmy Dykes

"They are a big-time team and I don't want to play them again."

- Roy Williams

STARTING LINEUPS

2019-20 STARTING LINEUPS

Opponent (W/L)	G	G	G/F	F	F
Fresno State (W)	Pritchard	Mathis	Duarte	Juiston	Okoro
Boise State (W)	Pritchard	Mathis	Duarte	Juiston	Walker
vs. Memphis (W)	Pritchard	Mathis	Duarte	Juiston	Okoro
UT Arlington (W)	Pritchard	Mathis	Duarte	Juiston	Okoro
Houston (W)	Pritchard	Mathis	Duarte	Juiston	Okoro
vs. Seton Hall (W)	Pritchard	Mathis	Duarte	Juiston	Okoro
vs. Gonzaga (L)	Pritchard	Mathis	Duarte	Juiston	Okoro
vs. North Carolina (L)	Pritchard	Mathis	Duarte	Juiston	Okoro
Hawaii (W)	Pritchard	Mathis	Duarte	Walker	Okoro
at Michigan (W)	Pritchard	Mathis	Duarte	Walker	Okoro
Montana (W)	Pritchard	Mathis	Duarte	Walker	Okoro
Texas Southern (W)	Pritchard	Mathis	Duarte	Walker	Okoro
Alabama State (W)	Pritchard	Mathis	Duarte	Walker	Okoro
at Colorado (L)	Pritchard	Mathis	Duarte	Walker	Okoro
at Utah (W)	Pritchard	Mathis	Duarte	Juiston	Okoro
Arizona (W)	Pritchard	Mathis	Duarte	Juiston	Okoro
Arizona State (W)	Pritchard	Mathis	Duarte	Juiston	Okoro
at Washington State (L)	Pritchard	Mathis	Duarte	Juiston	Okoro
at Washington (W)	Pritchard	Richardson	Duarte	Juiston	Okoro
USC (W)	Pritchard	Richardson	Duarte	Juiston	Lawson
UCLA (W)	Pritchard	Richardson	Duarte	Juiston	Lawson
at California (W)	Pritchard	Richardson	Duarte	Juiston	Lawson
at Stanford (L)	Pritchard	Richardson	Duarte	Juiston	Lawson
at Oregon State (L)	Pritchard	Richardson	Duarte	Juiston	Lawson
Colorado (W)	Pritchard	Richardson	Duarte	Juiston	Lawson

Number of different lineups: 5

Record with different lineups (sorted by most starts):

8-3 Pritchard, Mathis, Duarte, Juiston, Okoro
 5-1 Pritchard, Mathis, Duarte, Walker, Okoro
 4-2 Pritchard, Richardson, Duarte, Juiston, Lawson
 1-0 Pritchard, Mathis, Duarte, Juiston, Walker
 1-0 Pritchard, Richardson, Duarte, Juiston, Okoro

Career starts at UO: Pritchard 134, Okoro 40, Duarte 25, Mathis 18, Juiston 19, Richardson 19, Walker 7, Lawson 6

Consecutive starts at UO: Pritchard 134

Team

Scored 100+ pts.....	106, vs. Boise State (11-9-19)
Scored 107+ pts.....	114, vs. Alabama State (11-17-17)
Scored 115+ pts.....	*128, vs. Savannah State (12-3-16)
Held opponent under 50 pts.....	48, vs. Montana (12-18-19)
Held opponent under 48 pts.....	47, vs. UT Arlington (11-17-19)
Held opponent under 47 pts.....	46, vs. Stanford (2-10-19)
Held opponent under 46 pts.....	40, vs. Washington (2-8-18)
Held opponent under 40 pts.....	38, vs. Nebraska (12-15-12)
Won by 20+pts.....	21 (96-75), vs. UCLA (1-26-20)
Won by 22+pts.....	39 (98-59), vs. Alabama State (12-29-19)
Won by 40+ pts.....	58 (114-56), vs. Alabama State (11-17-17)
Won by 60+pts.....	69 (128-59), vs. Savannah State (12-3-16)
Made 50%+ FG.....	51.9% at California (1-30-20)
Made 52%+ FG.....	57.1% vs. UCLA (1-26-20)
Made 56%+ FG.....	59.1% vs. Alabama State (12-29-19)
Made 60%+ FG.....	62.7% vs. Hawaii (12-7-19)
Made 63%+ FG.....	70.0% vs. Boise State (11-9-19)
Held opponent under 30%.....	23.4% vs. UT Arlington (11-17-19)
Held opponent under 23.4%.....	23.1% vs. Eastern Washington (11-9-18)
Made 55%+ 3-pt. FGs.....	55.6% (10-of-18), at California (1-30-20)
Made 56%+ 3-pt. FGs.....	68.4% (13-of-19), vs. Boise State (11-9-19)
Made 69%+ 3-pt. FGs.....	69.2% (9-of-13), vs. UCLA (1-24-15)
Made 70%+ 3-pt. FGs.....	72.7% (8-of-11), vs. Saint Louis (3-23-13)
Held opponent under 25% 3-pts.....	20.8% (5-of-24), at Washington (1-18-20)
Held opponent under 20% 3-pts.....	10.0% (2-of-20), vs. Houston (11-22-19)
Held opponent under 10% 3-pts.....	8.7% (2-of-23), vs. Utah (3-14-19)
Held opponent under 8.7% 3-pts.....	0.0% (0-of-12), vs. California (1-6-16)
Made 10+ 3-pt FGs.....	10-of-18, at California (1-30-20)
Made 11+ 3-pt FGs.....	11-of-23, vs. UCLA (1-26-20)
Made 12+ 3-pt FGs.....	13-of-26, vs. Alabama State (12-29-19)
Made 14+ 3-pt FGs.....	14-of-26, vs. Rider (3-13-18)
Made 15+ 3-pt FGs.....	15-of-39, vs. DePaul (11-24-17)
Made 16+ 3-pt FGs.....	16-of-29, vs. Colorado (2-18-17)
Made 17+ 3-pt FGs.....	*18-of-31, at California (2-9-08)
Held opponent under five 3-pt FGs.....	4-of-17, vs. Montana (12-18-19)
Held opponent under four 3-pt FGs.....	2-of-20, vs. Houston (11-22-19)
Held opponent under two 3-pt FGs.....	0-of-12, vs. California (1-6-16)
Made 85%+ FT.....	87.5% (21-of-24), vs. UCLA (1-26-20)
Made 88%+ FT.....	88.2% (15-of-17), vs. Arizona (1-9-20)
Made 90%+ FT.....	90.9% (20-of-22), vs. Washington (3-16-19)
Made 91%+ FT.....	92.3% (12-of-13), at Arizona State (1-19-19)
Made 100% FT.....	100.0% (11-of-11), vs. USC (1-18-18)
Attempted 40+ FTs.....	42, vs. Green Bay (11-20-18)
Attempted 50+ FTs.....	*54, vs. Washington (2-10-04)
Made 30+ FTs.....	33-of-42, vs. Green Bay (11-20-18)
Had 50+ rebounds.....	50, vs. Eastern Washington (11-9-18)
Had 51+ rebounds.....	67, vs. Savannah State (12-3-16)
Had 60+ rebounds.....	67, vs. Savannah State (12-3-16)
+20 rebound margin.....	+23 (36-13), vs. Omaha (12-8-18)
+24 rebound margin.....	+26 (46-20), vs. Alabama State (11-17-17)
+30 rebound margin.....	+38 (67-29), vs. Savannah State (12-3-16)
Had 20+ assists.....	28, vs. Alabama State (12-29-19)
Had 29+ assists.....	29, vs. Alabama State (11-17-17)
Had 30+ assists.....	*36, vs. Savannah State (12-3-16)
Forced 20+ TOs.....	23, vs. UCLA (1-26-20)
Forced 24+ TOs.....	25, vs. Tennessee (11-22-16)
Blocked 10+ shots.....	10, vs. Arizona State (3-15-19)
Blocked 11+ shots.....	12, at Fresno State (12-16-17)
Blocked 13+ shots.....	*13, vs. Army (11-11-16)
Committed under 10 TOs.....	8, at Washington (1-18-20)
Committed under 8 TOs.....	7, vs. North Carolina (11-29-19)
Committed under 6 TOs.....	6, vs. Gonzaga (11-28-19)
Committed under 5 TOs.....	3, vs. Arizona (3-1-19)
Had 10+ steals.....	12, vs. Colorado (2-13-20)
Had 13+ steals.....	15, vs. UCLA (1-26-20)
Had 15+ steals.....	16, vs. USC (2-1-14)
Went to OT.....	W, 79-70, vs. USC (1-23-20)
Went to 2OT.....	W, 79-70, vs. USC (1-23-20)
Went to 3OT.....	L, 91-84, at Texas-El Paso (12-19-12)
Went to 4OT+.....	L, 107-102 (*5OT) at California (2-10-17)
Played a ranked opponent.....	2-13-20 vs. No. 16 Colorado (W, 68-60)
Beat a ranked opponent.....	2-13-20 vs. No. 16 Colorado (W, 68-60)

Scored 43+ pts..... Greg Ballard (*43) at Oral Roberts (3-9-77)
Scored 41+ pts..... Luke Jackson (42) vs. Arizona (2-19-04)
Scored 40+ pts..... Luke Jackson (40) vs. Colorado (3-17-04)
Scored 37+ pts..... Tajuan Porter (38) vs. Portland State (11-12-06)
Scored 33+ pts..... Joseph Young (36) vs. Western Carolina (11-13-13)
Scored 32+ pts..... Bol Bol (32) vs. Texas Southern (11-26-18)
Scored 31+ pts..... Chris Duarte (31) vs. Alabama State (12-29-19)
Scored 30+ pts..... Chris Duarte (30) vs. USC (1-23-20)

Five players w/10+ pts..... Payton Pritchard (14), Will Richardson (14),
Francis Okoro (12), Chris Duarte (12),
N'Faly Dante (11) vs. Hawaii (12-7-19)

Six players w/10+ pts..... Payton Pritchard (16), Kenny Wooten (13),
Victor Bailey Jr. (11), Paul White (11),
Troy Brown Jr. (10), McKyle McIntosh (10)
vs. Texas Southern (12-11-17)

Seven+ players w/10+ pts..... Tyler Dorsey (29), Dillon Brooks (22),
Keith Smith (15), Chris Boucher (12),
Roman Sorkin (12), Dylan Ennis (11),
Kavell Bigby-Williams (11) vs. Savannah State (12-3-16)

Two players w/20+ pts..... Chris Duarte (30) and Payton Pritchard (24)
vs. USC (1-23-20)

Three players w/20+ pts Luke Jackson (29), Luke Rhinour (28)
and Fred Jones (24) vs. Wake Forest (3-16-02)

Had 15+ rebounds..... Francis Okoro (17) vs. Montana (12-18-19)
Had 18+ rebounds..... Chris Boucher (19) vs. Montana (12-13-16)
Had 20+ rebounds..... Mike Moser (20) at UCLA (2-27-14)
Had 21+ rebounds..... Gerald Willett (21) at Duquesne (12-7-74)

Two players w/10+ rebs..... Jordan Bell (12) and Kavell Bigby-Williams (10)
vs. Western Oregon (11-30-16)

Three players w/10+ rebs..... Balderston (13), Sprague (13) and Adams (10)
vs. Tennessee Tech (12-29-85)

Had 10+ assists..... Payton Pritchard (11) vs. Hawaii (12-7-19)
Had 12+ assists..... Payton Pritchard (13) vs. Savannah State (12-3-16)
Had 15+ assists..... Johnathan Loyd (15) at Ole Miss (12-8-13)
Had 16+ assists..... Ron Lee (*17) vs. Villanova (12-23-74)

Had 5+ steals..... Chris Duarte (6) vs. UCLA (1-26-20)
Had 7+ steals..... Chris Duarte (8) vs. USC (1-23-20)
Had 9+ steals..... Kenya Wilkins (*9) at Boise State (12-20-96)

Had 5+ blocks..... Kenny Wooten (7) vs. UC Irvine (3-24-19)
Had 8+ blocks..... Jordan Bell (8) vs. Kansas (3-25-17)
Had 9+ blocks..... Chris Boucher (*9) vs. Arkansas State (11-25-15)

Made 5+ 3-pt. FGs..... Payton Pritchard (6-of-12) at Washington (1-18-20)
Made 7+ 3-pt. FGs..... Anthony Mathis (9-of-11) vs. Boise State (11-9-19)
Made 10+ 3-pt. FGs. Tajuan Porter (*10-of-12) vs. Portland State (11-12-06)
Made 10+ FTs..... Payton Pritchard (15-of-17) vs. Texas Southern (12-21-19)

Recorded a double-double..... Payton Pritchard (15 pts, 11 reb)
..... vs. Colorado (2-13-20)

Two players w/double-doubles Troy Brown Jr. (16 pts, 10 reb)
..... and Payton Prichard (19 pts, 10 asst) vs. Washington State (2-11-18)

Player records four straight double-doubles 4, Mike Moser
..... 12-20 rebs at UCLA (2-27-14); 20-12 rebs at USC (3-1-14);
..... 22-17 rebs vs. Arizona State (3-4-14); 10-10 rebs vs. Arizona (3-8-14)

Player records five straight double-doubles 6, Greg Ballard
..... 15-15 rebs vs. Stanford (2-5-76); 19-12 rebs vs. California (2-7-76);
..... 32-12 rebs at California (2-13-76); 20-12 rebs at Stanford (2-14-76);
..... 19-13 rebs at USC (2-19-76); 16-10 rebs at UCLA (2-21-76)

20 points, 20 rebounds..... Greg Ballard (41 pts, 20 reb)
..... at California, SOT (2-10-77)

Recorded a triple-double Luke Jackson (14 pts, 11 reb, 12 asst)
..... vs. Florida A&M (12-20-02)

12

MATTHEW KNIGHT ARENA

MATT ARENA RECORDS

TEAM

Scoring.....	128 vs. Savannah State, 12-3-2016
Scoring, One Half.....	70 vs. Savannah State, 12-3-2016
Scoring, Two Teams.....	205, Oregon (108) vs. Iowa (97), 3-18-2012
Scoring, Two Teams, One Half.....	110, Oregon (66) vs. Western Carolina (44), 11-13-2013
Scoring, Fewest Points.....	35 by Idaho State, 12-8-2012
Field Goals Made.....	54 vs. Savannah State, 12-3-2016
Field Goal Attempts.....	90 vs. Savannah State, 12-3-2016
Field Goal Percentage.....	.700 (42-60) vs. Boise State, 11-9-2019
3-Point Field Goals Made.....	16 vs. Arizona, 2-4-2017;
.....	16 vs. Colorado, 2-18-2017
3-Point Field Goal Attempts.....	50 by Savannah State, 12-3-2016
.....	(Oregon Record: 35 vs. Savannah State, 12-3-2016)
3-Point Field Goal Percentage.....	.692 (9-13) vs. UCLA, 1-24-2015
Free Throws Made.....	35 vs. Western Carolina, 11-13-2013
Free Throw Attempts.....	47 vs. vs. Western Carolina, 11-13-2013
Free Throw Percentage.....	1.000 (14-14) by Valparaiso, 11-17-2016
.....	(Oregon Record: 1.000 (11-11) vs. USC, 1-18-2018
Rebounds.....	67 vs. Savannah State, 12-3-2016
Fouls.....	34 by Western Carolina, 11-13-2013
.....	(Oregon Record: 26 vs. Oregon State, 1-29-2012; vs. Arizona State, 1-10-2015)
Fouls, Two Teams.....	53, Oregon (19) vs. Western Carolina (34), 11-13-2013
Assists.....	36 vs. Savannah State, 12-3-2016
Turnovers.....	24, 4 times (last vs. Washington, 1-26-2013)
Blocks.....	13 vs. Arkansas State, 11-25-2015;
.....	13 vs. Army, 11-10-2016
Steals.....	16 vs. USC, 2-1-2014
Winning Streak.....	46 games, 1-10-2015 vs. Arizona State to 11-19-2017 vs. Ball State

INDIVIDUAL

Scoring.....	36, Joseph Young vs. Western Carolina, 11-13-2013
Field Goals Made.....	13, Tyler Haws, Brigham Young, 12-21-2013;
.....	13, Bol Bol vs. Texas Southern, 11-26-2018
Field Goal Attempts.....	25, Troy Huff, North Dakota, 11-30-2013
.....	(Oregon Record: 24, Dillon Brooks vs. Valparaiso, 11-22-2015)
Field Goal Percentage (Min. 7 att.).....	1.000 (9-9), Trayvon Reed, Texas Southern, 11-26-2018
.....	(Oregon Record: 1.000 (8-8), Kenny Wooten vs. Portland State, 12-13-2017)
3-Point Field Goals Made.....	9, Anthony Mathis vs. Boise State, 11-9-2019
3-Point Field Goal Attempts.....	14, Scott Bamforth, Weber State, 3-16-2011;
.....	14, Eddie Stansberry, Hawaii, 12-7-2019
.....	(Oregon Record: 12, Joseph Young vs. Detroit, 11-17-2014;
.....	12, Joseph Young vs. USC, 1-22-2015; 12 Elijah Brown vs. Portland State, 12-13-2017)
3-Point Field Goal Percentage (Min. 5 att.).....	1.000 (6-6), Tyler Dorsey vs. Arizona, 2-4-2017
Free Throws Made.....	16, E.J. Singler vs. UCLA, 1-21-2012;
.....	16, Joseph Young vs. California 1-9-2014
Free Throw Attempts.....	17, E.J. Singler vs. UCLA, 1-21-2012;
.....	17, Joseph Young vs. California, 1-9-2014;
.....	17, Elijah Brown vs. Arizona, 2-24-2017;
.....	17, Payton Pritchard vs. Texas Southern, 12-21-2019
Free Throw Percentage.....	1.000 (13-13), Jason Calliste vs. Brigham Young, 12-21-2013
Rebounds.....	19, Chris Boucher vs. Montana, 12-13-2016
Assists.....	13, Johnathan Loyd vs. Pacific, 11-29-2013;
.....	13, Malcolm Armstead vs. Oregon State, 2-19-2011;
.....	13, Payton Pritchard vs. Savannah State, 12-3-2016
Turnovers.....	9, Kyle Anderson, UCLA, 1-31-2014;
.....	(Oregon Record: 7, E.J. Singler vs. Washington, 1-26-2013;
.....	7, E.J. Singler vs. Nevada, 12-31-2012)
Blocks.....	9, Chris Boucher vs. Arkansas State, 11-25-2015
Steals.....	8, Chris Duarte vs. USC, 1-23-2019

(Oregon Best in Parentheses)

HOME COURT ADVANTAGE

The Ducks are 152-20 (.884) all-time at Matthew Knight Arena since the building opened in 2011.

PAC-12 AT MKA

The Ducks are 68-16 (.810) in Pac-12 games at Matthew Knight Arena. Two teams have yet to register a win at the nine year-old arena: Washington State (0-8) and Arizona State (0-6). USC is 1-8, Arizona and Washington are 1-7, Colorado is 1-6, Utah is 1-5, Oregon State is 2-7, Stanford is 2-5 and UCLA is 3-6. The only Pac-12 opponent with a winning record at MKA is California (4-3).

NON-CONFERENCE RECORD AT MKA

The Ducks are 84-4 (.955) all-time in non-conference games at Matthew Knight Arena. The four non-conference teams to defeat Oregon at MKA are Virginia (67-54, Dec. 18, 2011), Mississippi (79-73, Dec. 7, 2014), Boise State (73-70, Dec. 1, 2017) and Texas Southern (89-84, Nov. 26, 2018). UO won 28 non-conference games in a row at MKA between the Virginia and Ole Miss losses.

HOME OPENERS

After defeating Fresno State to open the 2019-20 season, the Ducks have now won 22 straight home openers. Oregon last dropped a home opener at the beginning of the 1997-98 season, 56-54 to Portland State.

LONGEST HOME WIN STREAK ENDS AT 46 GAMES

Oregon's school record winning streak at Matthew Knight Arena came to an end at 46 games on a half-court buzzer beater by Boise State on Dec. 1, 2017. At the time, it was the longest home winning streak in the nation. Two of Oregon's four longest home winning streaks have come under Dana Altman.

Streak	First Win	Last Win	Ended
46 games	1/10/2015 Arizona State	11/19/2017 Ball State	12/1/2017 Boise State
23 games	11/15/2001 Alabama State	12/28/2002 UC Riverside	1/2/2003 Arizona
23 games	2/13/1937 Idaho	1/6/1939 Washington State	1/7/1939 Washington State
20 games	2/9/2012 Washington	1/26/2013 Washington	2/2/2013 Colorado

IT'S NOT EASY BEING GREEN

Matthew Knight Arena was selected as one of the nation's 11 greenest college basketball arenas by LawnStarter. Opened in 2011, MKA received LEED Gold certification: Gold. Among the green features cited by LawnStarter were a 50 percent reduction in water use for landscaping, water use for the building as a whole reduced by 30 percent, and indoor air quality was enhanced with low-emitting construction materials like carpet, paint, wood and sealants.



#1 N'FALY DANTE

FRESHMAN | CENTER | 6-11 | 250 | BAMAKO, MALI

SUNRISE CHRISTIAN ACADEMY | UNDECLARED

2019-20 Oregon Ducks Oregon Individual Game-by-Game (as of Feb 14, 2020) All games

#01 N'Faly Dante

Opponent	Date	gs	min	Total		3-Pointers		Free throws		Rebounds				pf	a	t/o	blk	stl	pts	avg
				fg-fga	pct	3fg-fga	pct	ft-fa	pct	off	def	tot	avg							
MONTANA	12/18/19	14	5-8	.625	0-0	.000	1-3	.333	1	1	2	2.0	3	1	1	0	2	11	11.0	
TEXAS SOUTHERN	12/21/19	11	2-4	.500	0-0	.000	2-3	.667	1	3	4	3.0	0	0	0	1	6	8.5		
ALABAMA ST.	12/29/19	22	3-5	.600	0-0	.000	1-2	.500	0	1	1	2.3	4	0	2	0	2	7	8.0	
at Colorado	01/02/20	14	2-4	.500	0-0	.000	1-2	.500	1	2	3	2.5	4	0	3	1	2	5	7.3	
at Utah	01/04/20	15	3-6	.500	0-0	.000	0-0	.000	2	0	2	2.4	4	1	0	1	2	6	7.0	
ARIZONA	01/09/20	19	5-6	.833	0-0	.000	0-0	.000	1	4	5	2.8	4	0	1	2	0	10	7.5	
ARIZONA ST.	01/11/20	18	2-3	.667	0-0	.000	1-2	.500	1	5	6	3.3	1	2	2	0	0	5	7.1	
at Washington St.	01/16/20	12	3-3	1.000	0-0	.000	0-2	.000	0	1	1	3.0	2	0	0	0	0	6	7.0	
at Washington	01/18/20	5	0-1	.000	0-0	.000	0-0	.000	0	0	0	2.7	1	0	0	1	0	0	6.2	
Totals		0	130	25-40	.625	0-0	.000	6-14	.429	7	17	24	2.7	23	4	9	6	9	56	6.2

Games played: 9
Minutes/game: 14.4
Points/game: 6.2
FG Pct: 62.5
FT Pct: 42.9

Rebounds/game: 2.7
Assists/game: 0.4
Turnovers/game: 1.0
Assist/turnover ratio: 0.4
Steals/game: 1.0
Blocks/game: 0.7

2019-20 | FRESHMAN SEASON

- Scored 11 points on 5-of-8 shooting with two steals in collegiate debut against Montana.
- Grabbed four boards while putting up six points against Texas Southern.
- Scored seven points while coming away with two steals in a season-high 22 minutes vs. Alabama State.
- Went 5-for-6 from the field with 10 points and five boards vs. Arizona.
- Grabbed a season-high six rebounds in 18 minutes against Arizona State.

BEFORE OREGON

- Reclassified from the class of 2020 to the class of 2019.
- Five star recruit with a scout grade of 91 according to ESPN.com.
- Ranked 13th in the 2020 class according to Scout.com.
- Ranked 17th in ESPN's top 60 for the class of 2020.
- No. 2 center in the 2020 class according to 247Sports.com.
- Averaged 16.5 points per game while shooting 85.2 percent from the floor on the Nike EYBL circuit.
- Led his high school team to the quarterfinals of Geico Nationals.
- As a junior, averaged 14.7 points, 9.0 rebounds and 2.3 blocks per game on the prep circuit.

YEAR-BY-YEAR CAREER STATISTICS

Season	GP-GS	Min./Avg.	FG-FGA	pct.	3FG-3FGA	pct.	FT-FTA	pct.	off	def	tot	avg.	pf	fo	asst	to	blk	stl	Points	Avg.
2019-20	9-0	130/14.4	25-40	.625	0-0	.000	6-14	.429	7	17	24	2.7	23	0	4	9	6	9	56	6.2
TOTAL	9-0	130/14.4	25-40	.625	0-0	.000	6-14	.429	7	17	24	2.7	23	0	4	9	6	9	56	6.2

2019-20 SEASON HIGHS

Points	11	Montana (12-18-19)
FG Made	5	Montana (12-18-19)
		Arizona (1-9-20)
FG Att.	8	Montana (12-18-19)
3 PT Made		
3 PT Att.		
FT Made	2	Texas Southern (12-21-19)
FT Att.	3	Montana (12-18-19)
Rebounds	6	Arizona State (1-11-20)
Assists	2	Arizona State (1-11-20)
Steals	2	4 times
Blocks	2	Arizona (1-9-20)
Minutes	22	Alabama State (12-29-19)

CAREER HIGHS

Points	11	Montana (12-18-19)
FG Made	5	Montana (12-18-19)
		Arizona (1-9-20)
FG Att.	8	Montana (12-18-19)
3 PT Made		
3 PT Att.		
FT Made	2	Texas Southern (12-21-19)
FT Att.	3	Montana (12-18-19)
Rebounds	6	Arizona State (1-11-20)
Assists	2	Arizona State (1-11-20)
Steals	2	4 times
Blocks	2	Arizona (1-9-20)
Minutes	22	Alabama State (12-29-19)

MISCELLANEOUS STATS

CATEGORY	2019-20	CAREER
Double-digit scoring	2	2
20+ point games		
Double-digit rebounding		
Double-doubles		
Led UO in scoring		
Led UO in rebounding		
Led UO in assists		
Led UO in steals	2	2
Led UO in blocks	4	4
5+ assist games		
3+ steal games		
3+ block games		



#5 CHRIS DUARTE

JUNIOR | GUARD | 6-6 | 190 | PUERTO PLATA, DOMINICAN REPUBLIC

REDEMPTION CHRISTIAN ACADEMY / NW FLORIDA STATE COLLEGE | UNDECLARED

2019-20 Oregon Ducks Oregon Individual Game-by-Game (as of Feb 14, 2020) All games

#05 Chris Duarte

Opponent	Date	gs	min	Total		3-Pointers		Free throws		Rebounds				pf	a	t/o	blk	stl	pts	avg
				fg-fga	pct	3fg-fga	pct	ft-fa	pct	off	def	tot	avg							
FRESNO ST.	11/05/19	*	32	6-16	.375	1-6	.167	3-4	.750	3	4	7	7.0	1	0	0	0	3	16	16.0
BOISE ST.	11/09/19	*	28	2-5	.400	1-3	.333	2-2	1.000	0	5	5	6.0	3	7	1	1	1	7	11.5
vs Memphis	11/12/19	*	13	3-5	.600	1-2	.500	0-0	.000	1	1	2	4.7	0	0	0	1	0	7	10.0
UT ARLINGTON	11/17/19	*	24	3-9	.333	1-3	.333	0-0	.000	2	5	7	5.3	2	2	1	0	0	7	9.3
HOUSTON	11/22/19	*	30	3-4	.750	2-3	.667	0-0	.000	0	3	3	4.8	1	4	3	1	0	8	9.0
vs Seton Hall	11/27/19	*	31	5-11	.455	1-4	.250	0-1	.000	2	3	5	4.8	1	0	1	0	1	11	9.3
vs Gonzaga	11/28/19	*	38	5-16	.313	2-4	.500	4-4	1.000	3	6	9	5.4	0	1	2	1	0	16	10.3
vs North Carolina	11/29/19	*	24	6-15	.400	2-7	.286	2-4	.500	4	3	7	5.6	3	0	0	0	1	16	11.0
HAWAII	12/07/19	*	26	1-6	.167	0-3	.000	3-4	.750	1	3	4	5.4	1	0	2	0	2	5	10.3
at Michigan	12/14/19	*	24	3-7	.429	1-3	.333	4-5	.800	1	5	6	5.5	1	0	2	0	1	11	10.4
MONTANA	12/18/19	*	25	4-9	.444	2-5	.400	2-2	1.000	0	2	2	5.2	1	2	4	0	0	12	10.5
TEXAS SOUTHERN	12/21/19	*	23	4-10	.400	3-9	.333	2-2	1.000	1	2	3	5.0	3	0	5	0	2	13	10.8
ALABAMA ST.	12/29/19	*	29	12-15	.800	6-9	.667	1-1	1.000	1	4	5	5.0	0	6	1	0	1	31	12.3
at Colorado	01/02/20	*	27	3-10	.300	1-4	.250	3-5	.600	1	4	5	5.0	2	0	0	1	0	10	12.1
at Utah	01/04/20	*	35	6-12	.500	1-4	.250	1-1	1.000	0	7	7	5.1	2	3	3	0	1	14	12.3
ARIZONA	01/09/20	*	38	5-10	.500	1-3	.333	6-6	1.000	2	6	8	5.3	1	2	2	0	1	17	12.6
ARIZONA ST.	01/11/20	*	34	7-12	.583	4-8	.500	2-2	1.000	2	4	6	5.4	1	1	1	0	0	20	13.0
at Washington St.	01/16/20	*	32	6-16	.375	2-7	.286	1-2	.500	1	4	5	5.3	3	0	3	0	5	15	13.1
at Washington	01/18/20	*	35	2-10	.200	1-6	.167	2-3	.667	3	3	6	5.4	4	4	0	1	2	7	12.8
SOUTHERN CALIFORNIA	01/23/20	*	46	9-20	.450	3-6	.500	9-13	.692	3	8	11	5.7	0	0	1	2	8	30	13.7
UCLA	01/26/20	*	29	8-14	.571	4-7	.571	4-4	1.000	1	5	6	5.7	0	5	0	2	6	24	14.1
at California	01/30/20	*	32	5-8	.625	2-3	.667	7-7	1.000	1	3	4	5.6	0	1	3	0	2	19	14.4
at Stanford	02/01/20	*	34	5-21	.238	2-9	.222	2-2	1.000	4	4	8	5.7	1	0	1	0	1	14	14.3
at Oregon St.	02/08/20	*	37	5-10	.500	1-3	.333	0-0	.000	1	3	4	5.6	3	0	2	1	2	11	14.2
COLORADO	02/13/20	*	29	3-10	.300	1-6	.167	1-2	.500	0	3	3	5.5	5	1	1	0	2	8	14.0
Totals			25	755	121-281	.431	46-127	.362	61-76	.803	38	100	138	5.5	39	39	11	42	349	14.0

Games played: 25
Minutes/game: 30.2
Points/game: 14.0
FG Pct: 43.1
3FG Pct: 36.2
FT Pct: 80.3

Rebounds/game: 5.5
Assists/game: 1.6
Turnovers/game: 1.6
Assist/turnover ratio: 1.0
Steals/game: 1.7
Blocks/game: 0.4

2019-20 | JUNIOR SEASON

- Has reached double figures in 17 of the last 20 games, averaging 14.8 points per game over that stretch.
- Ranks third in the Pac-12 in steals (1.7 per game).
- Put in 19 points on 5-of-8 shooting from the field and 7-of-7 shooting at the stripe Jan. 30 at Cal.
- Earned Pac-12 Player of the Week honors for the second time after averaging 27.5 points, 8.5 rebounds and seven steals per game against USC and UCLA.
- Became the first Division I player since 1999 to post a stat line of at least 30 points, 11 rebounds and eight steals in a win over USC on Jan. 24.
- His eight steals set a Matthew Knight Arena record and are the most by a Pac-12 player in a game this year.
- Scored 15 points on 6-of-16 shooting while coming away with a season-high five steals at Washington State.
- Turned in second 20-point effort of the year with 20 points and six rebounds on 7-of-12 shooting against Arizona State on Jan. 11.
- Chipped in 17 points with 8 rebounds Jan. 9 vs. Arizona.
- Named Pac-12 Player of the Week after scoring a season-high 31 points on 12-of-15 shooting while grabbing six rebounds and dishing out six assists vs. Alabama State.
- His 31 points are the most by an Oregon player this year.
- Averaged 14.3 points and 7.0 rebounds per game in the Battle 4 Atlantis.
- Scored 16 points each against Gonzaga and North Carolina, grabbing a season-high nine boards vs. Gonzaga.
- Finished with 16 points and seven rebounds along with three steals in Oregon debut vs. Fresno State.
- His 16 points were the most by a player in an Oregon debut since Troy Brown Jr. in 2017.

YEAR-BY-YEAR CAREER STATISTICS

Season	GP-GS	Min./Avg.	FG-FGA	pct.	3FG-3FGA	pct.	FT-FTA	pct.	off	def	tot	avg.	pf	fo	asst	to	blk	stl	Points	Avg.
2019-20	25-25	755/30.2	121-281	.431	46-127	.362	61-76	.803	38	100	138	5.5	39	1	39	39	11	42	349	14.0
TOTAL	25-25	755/30.2	121-281	.431	46-127	.362	61-76	.803	38	100	138	5.5	39	1	39	39	11	42	349	14.0

2019-20 SEASON HIGHS

Points	31	Alabama State (12-29-19)
FG Made	12	Alabama State (12-29-19)
		vs. North Carolina (11-29-19)
FG Att.	21	Stanford (2-01-20)
3 PT Made	6	Alabama State (12-29-19)
3 PT Att.	9	Texas Southern (12-21-19)
		Alabama State (12-29-19)
FT Made	9	USC (1-23-20)
FT Att.	13	USC (1-23-20)
Rebounds	11	USC (1-23-20)
Assists	7	Boise State (11-9-19)
Steals	8	USC (1-24-20)
Blocks	2	USC (1-24-20)
		UCLA (1-27-20)
Minutes	46	USC (1-24-20)

CAREER HIGHS

Points	31	Alabama State (12-29-19)
FG Made	12	Alabama State (12-29-19)
		vs. North Carolina (11-29-19)
FG Att.	20	USC (1-24-20)
3 PT Made	6	Alabama State (12-29-19)
3 PT Att.	9	Texas Southern (12-21-19)
		Alabama State (12-29-19)
FT Made	9	USC (1-24-20)
FT Att.	13	USC (1-24-20)
Rebounds	9	vs. Gonzaga (11-28-19)
Assists	7	Boise State (11-9-19)
Steals	8	USC (1-24-20)
Blocks	2	USC (1-24-20)
		UCLA (1-27-20)
Minutes	46	USC (1-24-20)

MISCELLANEOUS STATS

CATEGORY	2019-20	CAREER
Double-digit scoring	19	19
20+ point games	4	4
Double-digit rebounding	1	1
Double-doubles	1	1
Led UO in scoring	3	3
Led UO in rebounding	6	6
Led UO in assists	1	1
Led UO in steals	10	10
Led UO in blocks	6	6
5+ assist games	3	3
3+ steal games	4	4
3+ block games		



#4 EDDY IONESCU

RS-JUNIOR | GUARD | 6-6 | 190 | WALNUT CREEK, CALIF.

MIRAMONTE HS / CITY COLLEGE OF SAN FRANCISCO | GENERAL SOCIAL SCIENCE

2019-20 Oregon Ducks Oregon Individual Game-by-Game (as of Feb 14, 2020) All games

#04 Eddy Ionescu

Opponent	Date	gs	min	Total fg-fga	pct	3-Pointers 3fg-fga	pct	Free throws ft-fa	pct	Rebounds off def tot	avg	pf	a	t/o	blk	stl	pts	avg
HAWAII	12/07/19	1	1	0-0	.000	0-0	.000	0-0	.000	0 0 0	0.0	0	1	0	0	0	0	0.0
Totals		0	1	0-0	.000	0-0	.000	0-0	.000	0 0 0	0.0	0	1	0	0	0	0	0.0

Games played: 1
Minutes/game: 1.0

Assists/game: 1.0
Assist/turnover ratio: 99.9

2019-20 | RS-JUNIOR SEASON

- Saw first collegiate action Dec. 7 vs. Hawaii and collected one assist.

BEFORE OREGON

- Appeared in 63 games over two seasons at City College of San Francisco. Averaged 6.0 points per game as a freshman (2016-17) and 9.9 points per outing as a sophomore (2017-18). Scored 24 points against Cabrillo.

PERSONAL

- Is the twin brother of Duck women's basketball superstar Sabrina Ionescu, who was the 2019 Wooden Award and Wade Trophy winner and holds the NCAA career triple-double record for both men and women.

YEAR-BY-YEAR CAREER STATISTICS

Season	GP-GS	Min./Avg.	FG-FGA	pct.	3FG-3FGA	pct.	FT-FTA	pct.	off	def	tot	avg.	pf	fo	asst	to	blk	stl	Points	Avg.
2019-20	1-0	1/1.0	0-0	.000	0-0	.000	0-0	.000	0	0	0	0.0	0	0	1	0	0	0	0	0.0
TOTAL	1-0	1/1.0	0-0	.000	0-0	.000	0-0	.000	0	0	0	0.0	0	0	1	0	0	0	0	0.0

2019-20 SEASON HIGHS

Points	
FG Made	
FG Att.	
3 PT Made	
3 PT Att.	
FT Made	
FT Att.	
Rebounds	
Assists	1 Hawaii (12-7-19)
Steals	
Blocks	
Minutes	1 Hawaii (12-7-19)

CAREER HIGHS

Points	
FG Made	
FG Att.	
3 PT Made	
3 PT Att.	
FT Made	
FT Att.	
Rebounds	
Assists	1 Hawaii (12-7-19)
Steals	
Blocks	
Minutes	1 Hawaii (12-7-19)

MISCELLANEOUS STATS

CATEGORY	2019-20	CAREER
Double-digit scoring		
20+ point games		
Double-digit rebounding		
Double-doubles		
Led UO in scoring		
Led UO in rebounding		
Led UO in assists		
Led UO in steals		
Led UO in blocks		
5+ assist games		
3+ steal games		
3+ block games		



#10 SHAKUR JUISTON

RS-SENIOR | FORWARD | 6-7 | 220 | NEWARK, N.J.

EASTSIDE HS / HUTCHINSON CC / UNLV | PREVENTION SCIENCE

2019-20 Oregon Ducks Oregon Individual Game-by-Game (as of Feb 14, 2020) All games

#10 Shakur Juiston

Opponent	Date	gs	min	Total	3-Pointers	Free throws	Rebounds	pts	avg												
				fg-fga	3fg-fga	ft-fa	def	tot	avg												
FRESNO ST.	11/05/19	*	26	2-6	.333	0-0	.000	1-1	1.000	1	5	6	6.0	2	1	2	1	0	5	5.0	
BOISE ST.	11/09/19	*	31	8-10	.800	0-1	.000	0-0	.000	0	3	3	4.5	3	9	3	0	1	16	10.5	
vs Memphis	11/12/19	*	35	8-15	.533	0-4	.000	1-4	.250	4	6	10	6.3	2	3	5	0	2	17	12.7	
UT ARLINGTON	11/17/19	*	18	2-8	.250	0-1	.000	1-2	.500	2	1	3	5.5	3	0	1	0	1	5	10.8	
HOUSTON	11/22/19	*	25	3-9	.333	0-3	.000	0-0	.000	0	6	6	5.6	1	3	3	0	0	6	9.8	
vs Seton Hall	11/27/19	*	28	5-8	.625	0-1	.000	2-5	.400	4	5	9	6.2	0	2	0	0	0	12	10.2	
vs Gonzaga	11/28/19	*	31	3-11	.273	0-4	.000	0-2	.000	4	4	8	6.4	3	3	3	1	2	6	9.6	
vs North Carolina	11/29/19	*	24	0-5	.000	0-0	.000	3-4	.750	4	3	7	6.5	3	1	0	0	1	3	8.8	
at Colorado	01/02/20		22	4-5	.800	0-0	.000	0-0	.000	0	4	4	6.2	3	0	4	0	1	8	8.7	
at Utah	01/04/20	*	26	3-10	.300	1-4	.250	0-0	.000	3	3	6	6.2	3	3	2	2	0	7	8.5	
ARIZONA	01/09/20	*	28	0-3	.000	0-0	.000	0-0	.000	1	3	4	6.0	2	0	1	2	3	0	7.7	
ARIZONA ST.	01/11/20	*	34	5-6	.833	0-1	.000	1-2	.500	3	6	9	6.3	2	3	2	1	0	11	8.0	
at Washington St.	01/16/20	*	30	3-4	.750	1-1	1.000	0-0	.000	1	6	7	6.3	2	1	2	0	0	7	7.9	
at Washington	01/18/20	*	33	3-11	.273	0-2	.000	2-3	.667	4	5	9	6.5	5	1	1	1	2	8	7.9	
SOUTHERN CALIFORNIA	01/23/20	*	21	2-4	.500	1-2	.500	0-0	.000	0	5	5	6.4	5	0	3	0	1	5	7.7	
UCLA	01/26/20	*	24	5-7	.714	0-0	.000	1-1	1.000	2	3	5	6.3	2	3	3	0	4	11	7.9	
at California	01/30/20	*	30	4-6	.667	1-1	1.000	0-2	.000	1	6	7	6.4	3	1	1	2	2	9	8.0	
at Stanford	02/01/20	*	27	2-2	1.000	0-0	.000	0-0	.000	3	4	7	6.4	4	1	1	0	1	4	7.8	
at Oregon St.	02/08/20	*	34	2-6	.333	1-2	.500	0-0	.000	3	7	10	6.6	4	2	1	0	0	5	7.6	
COLORADO	02/13/20	*	32	3-9	.333	0-2	.000	0-0	.000	1	6	7	6.6	0	1	0	1	0	6	7.6	
Totals			19	559	67-145	.462	5-29	.172	12-26	.462	41	91	132	6.6	52	36	40	11	21	151	7.6

Games played: 20
Minutes/game: 28.0
Points/game: 7.6
FG Pct: 46.2
3FG Pct: 17.2
FT Pct: 46.2

Rebounds/game: 6.6
Assists/game: 1.8
Turnovers/game: 2.0
Assist/turnover ratio: 0.9
Steals/game: 1.1
Blocks/game: 0.6

2019-20 | SENIOR SEASON

- Leads the team with 6.6 rebounds per game.
- Hauled in a season-best 10 rebounds Feb. 8 at Oregon State.
- Scored nine points and grabbed seven boards against Cal on Jan. 30, including seven points and six rebounds in the second half.
- Finished with eight points and nine rebounds at Washington on Jan. 18, including the game-tying layup at the end of regulation.
- Came away with a team-high nine rebounds while scoring 11 points on 5-of-6 shooting vs. Arizona State on Jan. 11.
- Went 4-for-5 from the field with eight points and four rebounds vs. Colorado after missing previous five games.
- Delivered the game-winner against Seton Hall, coming up with a putback with 13 seconds to play.
- Turned in first double-double as a Duck, and 19th of his career, with a season-high 17 points and 10 boards vs. Memphis.
- Recorded a career-high nine assists while finishing with 16 points on 8-of-10 shooting vs. Boise State.
- Grabbed six rebounds while scoring five points and blocking a shot in Oregon debut vs. Fresno State.

BEFORE OREGON

- Senior transfer from UNLV.
- Played in eight games in 2018-19 before an injury resulted in a redshirt season.
- Averaged 10.8 points and 8.8 rebounds per game in those eight games.
- Started all 33 games as a junior (2016-17) for the Rebels.
- Averaged a double-double with 14.6 points and 10.0 rebounds per game.
- Shot 63.9 percent from the field, which led the Mountain West and ranked seventh nationally.
- Had 15 double-doubles to rank 20th nationally, while was 23rd in rebounding.
- Scored 20 or more points seven times with a career-high 30 points versus Northern Colorado.
- Spent his freshman and sophomore season at Hutchinson Community College.
- Named the NABC Junior College Player of the Year in 2017.
- Led Hutchinson to the NJCAA Division I national championship.

YEAR-BY-YEAR CAREER STATISTICS (2017-19 - UNLV; 2019-20 Oregon)

Season	GP-GS	Min./Avg.	FG-FGA	pct.	3FG-3FGA	pct.	FT-FTA	pct.	off	def	tot	avg.	pf	fo	asst	to	blk	stl	Points	Avg.
2017-18	33-33	1002/30.4	218-341	.639	2-2	1.000	44-86	.512	89	240	329	10.0	93	2	64	84	21	30	482	14.6
2018-19	8-8	232/28.9	35-79	.443	4-13	.308	12-21	.571	14	56	70	8.8	23	1	16	29	7	12	86	10.8
2019-20	20-19	559/28.0	67-145	.462	5-29	.172	12-26	.462	41	91	132	6.6	52	2	36	40	11	21	151	7.6
TOTAL	61-60	1793/29.4	320-565	.566	11-44	.25	68-133	.511	144	387	531	8.5	168	5	116	153	39	63	719	11.79

2019-20 SEASON HIGHS

Points	17	vs. Memphis (11-12-19)
FG Made	8	Boise State (11-9-19)
		vs. Memphis (11-12-19)
FG Att.	15	vs. Memphis (11-12-19)
3 PT Made	1	at Utah (1-4-20)
		at Washington State (1-16-20)
3 PT Att.	4	3 times
FT Made	3	vs. North Carolina (11/29/19)
FT Att.	5	vs. Seton Hall (11-27-19)
Rebounds	10	vs. Memphis (11-12-19)
	10	at Oregon State (2-8-20)
Assists	9	Boise State (11-9-19)
Steals	4	UCLA (1-27-20)
Blocks	2	3 times
Minutes	35	vs. Memphis (11-12-19)

CAREER HIGHS

Points	30	Northern Colorado (12-22-17)
FG Made	13	Northern Colorado (12-22-17)
FG Att.	18	Northern Colorado (12-22-17)
3 PT Made	3	Pacific (11-20-18)
3 PT Att.	4	Pacific (11-20-18)
FT Made	5	Boise State 12-30-17)
FT Att.	7	Two times
Rebounds	19	Rice (11-20-17)
		Valparaiso (11-28-18)
Assists	9	Boise State (11-9-19)
Steals	4	San Diego State)
		vs. Gonzaga (11-28-19)
		UCLA (1-27-20)
Blocks	2	3 times
Minutes	35	vs. Memphis (11-12-19)

MISCELLANEOUS STATS

CATEGORY	2019-20	CAREER
Double-digit scoring	5	37
20+ point games		7
Double-digit rebounding	2	22
Double-doubles	1	19
Led UO in scoring	1	1
Led UO in rebounding	8	8
Led UO in assists	1	1
Led UO in steals	8	8
Led UO in blocks	6	6
5+ assist games	1	4
3+ steal games	2	6
3+ block games		2



#13 CHANDLER LAWSON

FRESHMAN | FORWARD | 6-8 | 200 | MEMPHIS, TENN.

WOODDALE HS | UNDECLARED

2019-20 Oregon Ducks Oregon Individual Game-by-Game (as of Feb 14, 2020) All games

#13 Chandler Lawson

Opponent	Date	gs	min	Total		3-Pointers		Free throws		Rebounds				pf	a	t/o	blk	stl	pts	avg
				fg-fga	pct	3fg-fga	pct	f-fa	pct	off	def	tot	avg							
FRESNO ST.	11/05/19	15	0-3	.000	0-0	.000	0-0	.000	2	2	4	4.0	1	2	1	0	1	0	0	0.0
BOISE ST.	11/09/19	24	4-6	.667	0-0	.000	0-0	.000	1	8	9	6.5	1	0	3	0	2	8	4.0	
vs Memphis	11/12/19	14	2-3	.667	0-0	.000	4-5	.800	2	2	4	5.7	1	0	1	0	0	8	5.3	
UT ARLINGTON	11/17/19	18	2-4	.500	0-0	.000	0-0	.000	0	2	2	4.8	1	0	0	2	0	4	5.0	
HOUSTON	11/22/19	13	2-3	.667	0-0	.000	0-0	.000	0	1	1	4.0	3	1	0	0	0	4	4.8	
vs Seton Hall	11/27/19	18	2-2	1.000	0-0	.000	3-5	.600	2	2	4	4.0	1	1	1	2	1	7	5.2	
vs Gonzaga	11/28/19	19	2-3	.667	0-0	.000	2-2	1.000	1	3	4	4.0	3	0	0	1	1	6	5.3	
vs North Carolina	11/29/19	18	2-6	.333	0-0	.000	1-2	.500	2	2	4	4.0	2	1	0	2	1	5	5.3	
HAWAII	12/07/19	21	1-3	.333	0-0	.000	4-4	1.000	0	5	5	4.1	0	2	1	0	0	6	5.3	
at Michigan	12/14/19	27	0-1	.000	0-0	.000	0-0	.000	3	3	6	4.3	2	1	3	0	0	0	4.8	
MONTANA	12/18/19	19	2-2	1.000	0-0	.000	1-2	.500	1	0	1	4.0	0	0	0	0	1	5	4.8	
TEXAS SOUTHERN	12/21/19	13	1-2	.500	0-0	.000	0-0	.000	0	1	1	3.8	1	2	1	0	0	2	4.6	
ALABAMA ST.	12/29/19	29	4-5	.800	0-0	.000	0-1	.000	4	4	8	4.1	3	3	1	1	2	8	4.8	
at Colorado	01/02/20	16	2-2	1.000	0-0	.000	0-0	.000	0	3	3	4.0	0	5	1	1	0	4	4.8	
at Utah	01/04/20	21	4-8	.500	0-0	.000	0-0	.000	3	5	8	4.3	1	0	0	0	1	8	5.0	
ARIZONA	01/09/20	16	0-1	.000	0-0	.000	1-2	.500	3	0	3	4.2	2	1	0	0	0	1	4.8	
ARIZONA ST.	01/11/20	17	0-1	.000	0-0	.000	1-2	.500	2	3	5	4.2	0	2	1	0	1	1	4.5	
at Washington St.	01/16/20	7	1-2	.500	0-0	.000	0-0	.000	0	2	2	4.1	1	0	0	0	0	2	4.4	
at Washington	01/18/20	28	7-12	.583	0-0	.000	2-3	.667	4	8	12	4.5	3	3	2	0	0	16	5.0	
SOUTHERN CALIFORNIA	01/23/20	* 45	4-8	.500	0-0	.000	1-2	.500	2	3	5	4.6	4	1	0	0	2	9	5.2	
UCLA	01/26/20	* 22	2-3	.667	0-0	.000	2-4	.500	0	1	1	4.4	3	0	2	0	1	6	5.2	
at California	01/30/20	* 26	1-4	.250	0-0	.000	0-0	.000	0	2	2	4.3	4	0	1	1	0	2	5.1	
at Stanford	02/01/20	* 15	0-3	.000	0-0	.000	0-0	.000	1	3	4	4.3	1	1	1	0	0	0	4.9	
at Oregon St.	02/08/20	* 23	3-5	.600	0-0	.000	1-2	.500	1	4	5	4.3	1	1	0	0	2	7	5.0	
COLORADO	02/13/20	* 17	1-2	.500	0-0	.000	1-1	1.000	0	1	1	4.2	1	1	1	0	2	3	4.9	
Totals		6	501	49-94	.521	0-0	.000	24-37	.649	34	70	104	4.2	40	28	21	10	18	122	4.9

Games played: 25
Minutes/game: 20.0
Points/game: 4.9
FG Pct: 52.1
FT Pct: 64.9

Rebounds/game: 4.2
Assists/game: 1.1
Turnovers/game: 0.8
Assist/turnover ratio: 1.3
Steals/game: 0.7
Blocks/game: 0.4

2019-20 | FRESHMAN SEASON

- The only Duck freshman to appear in all 25 games.
- Recorded first career double-double with a season-highs of 16 points and 12 rebounds in 28 minutes off the bench at Washington.
- Led the team with eight rebounds while scoring eight points on 4-of-8 shooting at Utah.
- Dished out a season-high five assists while scoring four points and securing three rebounds at Colorado.
- Grabbed a team-leading eight rebounds while scoring eight points and recording three assists vs. Alabama State.
- Averaged 6.0 points, 4.0 rebounds and 1.7 blocks in 18.3 minutes per game off the bench in the Battle 4 Atlantis.
- Led the team in rebounds with nine while scoring eight points vs. Boise State.
- Made first career start againsts USC, scoring nine points and grabbing five rebounds in a season-high 45 minutes.

BEFORE OREGON

- Four star recruit with a scout grade of 86 according to ESPN.
- Ranked as the No. 58 recruit in ESPN's top 100 for the class of 2019.
- Listed as the nation's 14th best power forward by 247sports.com.
- Won three straight TSSAA AAA state championships with Memphis East High School before claiming his fourth-straight high school state title in 2018-19, helping Wooddale High School win its first state title.
- Scored 16 points and grabbed 11 rebounds to lead Wooddale to a victory in the 2019 Class AA state championship game.
- Led his high school team to a 33-4 record his senior season.

YEAR-BY-YEAR CAREER STATISTICS

Season	GP-GS	Min./Avg.	FG-FGA	pct.	3FG-3FGA	pct.	FT-FTA	pct.	off	def	tot	avg.	pf	fo	asst	to	blk	stl	Points	Avg.
2019-20	25-6	501/20.0	49-94	.521	0-0	.000	24-37	.649	34	70	104	4.2	40	0	28	21	10	18	122	4.9
TOTAL	25-6	501/20.0	49-94	.521	0-0	.000	24-37	.649	34	70	104	4.2	40	0	28	21	10	18	122	4.9

2019-20 SEASON HIGHS

Points	16	at Washington (1-18-20)
FG Made	7	at Washington (1-18-20)
FG Att.	12	at Washington (1-18-20)
3 PT Made		
3 PT Att.		
FT Made	4	vs. Memphis (11-12-19)
		Hawaii (12-7-19)
FT Att.	5	vs. Memphis (11-12-19)
Rebounds	12	at Washington (1-18-20)
Assists	5	at Colorado (1-2-20)
Steals	2	5 times
Blocks	2	3 times
Minutes	45	USC (1-24-20)

CAREER HIGHS

Points	16	at Washington (1-18-20)
FG Made	7	at Washington (1-18-20)
FG Att.	12	at Washington (1-18-20)
3 PT Made		
3 PT Att.		
FT Made	4	vs. Memphis (11-12-19)
		Hawaii (12-7-19)
FT Att.	5	vs. Memphis (11-12-19)
Rebounds	12	at Washington (1-18-20)
Assists	5	at Colorado (1-2-20)
Steals	2	5 times
Blocks	2	3 times
Minutes	45	USC (1-24-20)

MISCELLANEOUS STATS

CATEGORY	2019-20	CAREER
Double-digit scoring	1	1
20+ point games		
Double-digit rebounding	1	1
Double-doubles	1	1
Led UO in scoring		
Led UO in rebounding	4	4
Led UO in assists	1	1
Led UO in steals	1	1
Led UO in blocks	4	4
5+ assist games	1	1
3+ steal games		
3+ block games		



#32 ANTHONY MATHIS

RS-SENIOR | GUARD | 6-4 | 190 | WEST LINN, ORE.

WEST LINN, ORE. / WEST LINN HS / NEW MEXICO | PREVENTION SCIENCE

2019-20 Oregon Ducks Oregon Individual Game-by-Game (as of Feb 14, 2020) All games

#32 Anthony Mathis

Opponent	Date	gs	min	Total		3-Pointers		Free throws		Rebounds					pf	a	t/o	blk	stl	pts	avg
				fg-fga	pct	3fg-3fga	pct	ft-fa	pct	off	def	tot	avg								
FRESNO ST.	11/05/19	*	25	4-6	.667	0-2	.000	1-1	1.000	0	2	2	2	0	1	0	1	0	9	9.0	
BOISE ST.	11/09/19	*	26	10-12	.833	9-11	.818	1-2	.500	0	2	2	2	0	3	1	0	0	30	19.5	
vs Memphis	11/12/19	*	27	4-6	.667	4-5	.800	0-0	.000	1	2	3	2	3	4	0	0	0	1	12	17.0
UT ARLINGTON	11/17/19	*	26	2-8	.250	2-4	.500	0-0	.000	0	3	3	2	5	0	2	1	1	1	6	14.3
HOUSTON	11/22/19	*	25	6-11	.545	5-9	.556	1-1	1.000	0	0	0	2	0	2	1	0	0	1	18	15.0
vs Seton Hall	11/27/19	*	27	1-5	.200	0-2	.000	4-4	1.000	0	5	5	2	5	2	1	0	0	1	6	13.5
vs Gonzaga	11/28/19	*	19	1-6	.167	0-4	.000	0-0	.000	0	1	1	2	3	0	1	0	0	0	2	11.9
vs North Carolina	11/29/19	*	16	1-6	.167	1-6	.167	0-0	.000	0	0	0	2	0	1	0	0	0	0	3	10.8
HAWAII	12/07/19	*	28	3-6	.500	3-4	.750	2-2	1.000	3	3	6	2	4	0	1	0	0	0	1	11.1
at Michigan	12/14/19	*	37	6-10	.600	6-10	.600	1-2	.500	0	4	4	2	6	1	0	2	0	0	19	11.6
MONTANA	12/18/19	*	23	2-6	.333	2-5	.400	0-0	.000	0	4	4	2	7	1	3	0	0	3	6	11.1
TEXAS SOUTHERN	12/21/19	*	31	1-3	.333	1-3	.333	0-0	.000	0	2	2	2	7	2	1	1	0	0	3	10.4
ALABAMA ST.	12/29/19	*	22	6-10	.600	3-7	.429	0-1	.000	1	1	2	2	6	1	3	1	0	1	15	10.8
at Colorado	01/02/20	*	29	1-4	.250	1-3	.333	4-4	1.000	0	2	2	2	6	3	0	2	0	0	7	10.5
at Utah	01/04/20	*	22	0-2	.000	0-1	.000	0-0	.000	0	2	2	2	5	1	1	0	0	0	0	9.8
ARIZONA	01/09/20	*	18	1-5	.200	1-5	.200	0-0	.000	0	1	1	2	4	1	0	1	0	0	3	9.4
ARIZONA ST.	01/11/20	*	24	3-10	.300	2-9	.222	0-0	.000	0	2	2	2	4	1	0	0	0	0	8	9.3
at Washington St.	01/16/20	*	20	1-3	.333	1-3	.333	1-2	.500	0	1	1	2	3	1	2	1	0	1	4	9.0
at Washington	01/18/20		18	0-5	.000	0-5	.000	2-2	1.000	0	2	2	2	3	0	0	0	0	1	2	8.6
SOUTHERN CALIFORNIA	01/23/20		17	0-1	.000	0-1	.000	0-0	.000	0	4	4	2	4	2	2	2	0	0	0	8.2
UCLA	01/26/20		22	2-6	.333	2-5	.400	2-2	1.000	2	0	2	2	4	1	0	0	0	0	8	8.2
at California	01/30/20	*	19	2-4	.500	2-4	.500	0-0	.000	0	0	0	2	3	0	0	1	0	0	6	8.1
at Stanford	02/01/20		24	2-4	.500	1-2	.500	2-3	.667	1	4	5	2	4	1	1	0	0	2	7	8.0
at Oregon St.	02/08/20		23	2-6	.333	2-6	.333	0-0	.000	1	2	3	2	4	1	1	1	0	0	6	8.0
COLORADO	02/13/20		14	2-4	.500	2-4	.500	0-0	.000	0	0	0	2	3	2	2	1	0	0	6	7.9
Totals			18	582	63-149	.423	50-120	.417	21-26	.808	9	49	58	2.3	32	23	15	1	14	197	7.9

Games played: 25
Minutes/game: 23.3
Points/game: 7.9
FG Pct: 42.3
3FG Pct: 41.7
FT Pct: 80.8

Rebounds/game: 2.3
Assists/game: 0.9
Turnovers/game: 0.6
Assist/turnover ratio: 1.5
Steals/game: 0.6
Blocks/game: 0.0

2019-20 | SENIOR SEASON

- Hit a Matthew Knight Arena record nine three-pointers, finishing with a career-high 30 points vs. Boise State.
- Became the first Oregon player since Tajuan Porter in 2006 to make nine threes.
- His nine made threes against Boise State are the eighth-most in a game in Division I this year.
- One of just 12 players nationally with nine or more made threes in a game this year.
- Went 6-of-10 from three-point range with 19 points at Michigan.
- Shot 5-of-9 from outside, finishing with 18 points vs. Houston.
- Scored 15 points on 6-of-10 shooting from the field against Alabama State.

BEFORE OREGON

- Graduate transfer from New Mexico.
- As a redshirt junior in 2018-19, appeared in all 32 games for the Lobos, making 21 starts.
- Averaged a team-high 14.4 points per game while shooting 41.6 percent from three-point range.
- Broke the UNM single-season three point record with 106 made three-pointers.
- High School teammates with Payton Pritchard at West Linn High School.
- Won three-straight 6A Oregon State Championships with the Lions

YEAR-BY-YEAR CAREER STATISTICS (2015-19 - New Mexico; 2019-20 - Oregon)

Season	GP-GS	Min./Avg.	FG-FGA	pct.	3FG-3FGA	pct.	FT-FTA	pct.	off	def	tot	avg.	pf	fo	asst	to	blk	stl	Points	Avg.
2015-16	25-0	164/6.6	17-44	.386	12-34	.353	11-12	.917	2	11	13	0.5	25	0	9	12	0	7	57	2.3
2016-17	10-0	64/6.4	10-25	.400	6-19	.316	3-3	1.000	1	9	10	1.0	4	0	8	2	0	2	29	2.9
2017-18	34-11	760/22.4	134-271	.494	98-207	.473	67-78	.859	14	58	72	2.1	87	5	34	27	4	19	433	12.7
2018-19	32-21	986/30.8	134-326	.411	106-255	.416	87-98	.888	14	57	71	2.2	80	3	66	61	5	34	461	14.4
2019-20	25-18	582/23.3	63-149	.423	50-120	.417	21-26	.808	9	49	58	2.3	32	0	23	15	1	14	197	7.9
TOTAL	126-50	2556/20.29	358-815	.439	272-635	.428	189-217	.871	40	184	224	1.6	228	8	140	117	10	76	1,177	9.34

2019-20 SEASON HIGHS


Points	30	Boise State (11-9-19)
FG Made	10	Boise State (11-9-19)
FG Att.	12	Boise State (11-9-19)
3 PT Made	9	Boise State (11-9-19)
3 PT Att.	11	Boise State (11-9-19)
FT Made	4	vs. Seton Hall (11-27-19)
		at Colorado (1-2-20)
FT Att.	4	vs. Seton Hall (11-27-19)
		at Colorado (1-2-20)
Rebounds	6	Hawaii (12-7-19)
Assists	3	Montana (12-14-19)
		Alabama State (12-29-19)
Steals	3	Montana (12-14-19)
Blocks	1	UT Arlington (11-17-19)
Minutes	37	at Michigan (12-14-19)

2019-20 CAREER HIGHS

Points	30	Boise State (11-9-19)
FG Made	10	Boise State (11-9-19)
FG Att.	19	Nevada (1-5-19)
3 PT Made	9	Boise State (11-9-19)
3 PT Att.	15	Central Arkansas (12-16-18)
FT Made	11	North Texas (12-18-18)
FT Att.	11	North Texas (12-18-18)
Rebounds	8	Wyoming (1-19-19)
Assists	5	5 times
Steals	5	vs. Utah State (3-14-19)
Blocks	1	10 times
Minutes	39	vs. Wyoming (3-13-19)

MISCELLANEOUS STATS

CATEGORY	2019-20	CAREER
Double-digit scoring	6	58
20+ point games	1	12
Double-digit rebounding		
Double-doubles		
Led UO in scoring	2	2
Led UO in rebounding		
Led UO in assists		
Led UO in steals	3	3
Led UO in blocks		
5+ assist games	3	5
3+ steal games	2	4
3+ block games		



#33 FRANCIS OKORO

SOPHOMORE | FORWARD | 6-9 | 235 | IMO, NIGERIA

NORMAL WEST HS (ILL.) | COMPUTER SCIENCE

2019-20 Oregon Ducks Oregon Individual Game-by-Game (as of Feb 14, 2020) All games

#33 Francis Okoro

Opponent	Date	gs	min	Total		3-Pointers		Free throws		Rebounds				pf	a	fo	blk	stl	pts	avg	
				fg-fga	pct	3fg-fga	pct	ft-fra	pct	off	def	tot	avg								
FRESNO ST.	11/05/19	*	28	4-8	.500	0-0	.000	2-3	.667	6	4	10	10.0	3	0	0	0	1	10	10.0	
vs Memphis	11/12/19	*	25	3-6	.500	0-0	.000	1-4	.250	3	6	9	9.5	3	0	0	1	1	7	8.5	
UT ARLINGTON	11/17/19	*	21	1-2	.500	0-0	.000	1-2	.500	2	4	6	8.3	3	1	0	1	0	3	6.7	
HOUSTON	11/22/19	*	26	4-4	1.000	0-0	.000	4-6	.667	1	3	4	7.3	2	1	1	1	0	12	8.0	
vs Seton Hall	11/27/19	*	14	1-4	.250	0-0	.000	0-1	.000	2	2	4	6.6	0	0	0	0	0	2	6.8	
vs Gonzaga	11/28/19	*	15	1-2	.500	0-0	.000	0-0	.000	2	3	5	6.3	2	0	0	1	1	2	6.0	
vs North Carolina	11/29/19	*	15	1-4	.250	0-0	.000	0-0	.000	3	0	3	5.9	3	1	0	0	0	2	5.4	
HAWAII	12/07/19	*	23	1-1	1.000	0-0	.000	1-2	.500	1	6	7	6.0	3	1	0	1	0	3	5.1	
at Michigan	12/14/19	*	22	1-2	.500	0-0	.000	2-2	1.000	1	3	4	5.8	4	0	1	1	1	4	5.0	
MONTANA	12/18/19	*	26	5-6	.833	0-0	.000	2-4	.500	4	13	17	6.9	1	0	1	1	0	12	5.7	
TEXAS SOUTHERN	12/21/19	*	27	1-2	.500	0-0	.000	0-2	.000	4	3	7	6.9	3	1	3	0	1	2	5.4	
ALABAMA ST.	12/29/19	*	21	2-2	1.000	0-0	.000	2-5	.400	2	3	5	6.8	1	0	2	3	0	6	5.4	
at Colorado	01/02/20	*	10	0-0	.000	0-0	.000	0-0	.000	0	0	0	6.2	2	0	0	0	0	0	5.0	
at Utah	01/04/20	*	18	0-0	.000	0-0	.000	1-2	.500	0	4	4	6.1	3	1	3	2	0	1	4.7	
ARIZONA	01/09/20	*	22	2-3	.667	0-0	.000	0-0	.000	2	2	4	5.9	2	0	0	1	0	4	4.7	
ARIZONA ST.	01/11/20	*	11	0-1	.000	0-0	.000	0-2	.000	0	1	1	5.6	5	0	0	2	0	0	4.4	
at Washington St.	01/16/20	*	11	0-1	.000	0-0	.000	0-0	.000	0	0	0	5.3	1	0	1	0	0	0	4.1	
at Washington	01/18/20	*	9	1-2	.500	0-0	.000	0-0	.000	0	0	1	5.1	4	0	0	0	0	2	4.0	
SOUTHERN CALIFORNIA	01/23/20		8	0-1	.000	0-0	.000	2-2	1.000	2	1	3	4.9	2	0	2	2	0	2	3.9	
UCLA	01/26/20		13	1-2	.500	0-0	.000	0-0	.000	0	1	1	4.8	5	0	2	0	0	2	3.8	
at California	01/30/20		14	0-1	.000	0-0	.000	0-0	.000	1	1	2	4.6	2	0	1	0	0	0	3.6	
at Stanford	02/01/20		20	1-1	1.000	0-0	.000	0-1	.000	3	2	5	4.6	4	0	0	0	2	2	3.5	
COLORADO	02/13/20		6	0-1	.000	0-0	.000	0-0	.000	1	0	1	4.5	0	0	1	0	0	0	3.4	
Totals			18	405	30-56	.536	0-0	.000	18-38	.474	40	63	103	4.5	58	6	18	17	7	78	3.4

Games played: 23
Minutes/game: 17.6
Points/game: 3.4
FG Pct: 53.6
FT Pct: 47.4

Rebounds/game: 4.5
Assists/game: 0.3
Turnovers/game: 0.8
Assist/turnover ratio: 0.3
Steals/game: 0.3
Blocks/game: 0.7

2019-20 | SOPHOMORE SEASON

- Missed the Feb. 8 game at Oregon State in order to travel to Nigeria and attend the funeral service for his father, Francis, who passed away in December.
- Set a career-high with 17 rebounds and matched a career-high with 12 points vs. Montana to record second double-double of the year.
- His 17 boards are the most by an Oregon player since Chris Boucher in the 2016-17 season, also against Montana.
- Scored a career-high with 12 points, going 4-for-4 from the field vs. Houston while grabbing four rebounds.
- Recorded first career double-double, matching career-highs with 10 points and 10 rebounds in the season opener vs. Fresno State.
- Has three double-digit scoring performances through 21 games played this year after having just two his entire freshman year.

2018-19 | FRESHMAN SEASON

- Returned to the starting lineup 2/23 at UCLA and the team went on a 10-game winning streak starting with the next game.
- Tied the Pac-12 Tournament record with a career-high six blocked shots vs. Utah.

YEAR-BY-YEAR CAREER STATISTICS

Season	GP-GS	Min./Avg.	FG-FGA	pct.	3FG-3FGA	pct.	FT-FTA	pct.	off	def	tot	avg.	pf	fo	asst	to	blk	stl	Points	Avg.
2018-19	37-22	502/13.6	45-96	.469	0-0	.000	23-49	.469	49	70	119	3.2	65	1	6	26	20	7	113	3.1
2019-20	23-18	405/17.6	30-56	.536	0-0	.000	18-38	.474	40	63	103	4.5	58	2	6	18	17	7	78	3.4
Total	60-40	907/15.1	75-152	.493	0-0	.000	41-87	.471	89	133	222	3.7	123	3	12	44	37	14	191	3.2

2019-20 SEASON HIGHS


Points	12	Houston (11-22-19)
		Montana (12-14-19)
FG Made	5	Montana (12-14-19)
FG Att.	8	Fresno State (11-5-19)
3 PT Made		
3 PT Att.		
FT Made	4	Houston (11-22-19)
FT Att.	6	Houston (11-22-19)
Rebounds	17	Montana (12-14-19)
Assists	1	6 times
Steals	1	5 times
Blocks	2	3 times
Minutes	28	Fresno State (11-5-19)

CAREER HIGHS

Points	12	Houston (11-22-19)
		Montana (12-14-19)
FG Made	5	Arizona (3-2-19)
		Montana (12-14-19)
FG Att.	9	Arizona (3-2-19)
3 PT Made		
3 PT Att.		
FT Made	4	Portland State (11-6-18)
		Houston (11-22-19)
FT Att.	6	Arizona State (2-28-19)
		Houston (11-22-19)
Rebounds	17	Montana (12-14-19)
Assists	1	12 times
Steals	2	vs. Utah (3-14-19)
Blocks	6	vs. Utah (3-14-19)
Minutes	28	Fresno State (11-5-19)

MISCELLANEOUS STATS

CATEGORY	2019-20	CAREER
Double-digit scoring	3	5
20+ point games		
Double-digit rebounding	2	4
Double-doubles	2	2
Led UO in scoring		
Led UO in rebounding	4	10
Led UO in assists		
Led UO in steals		1
Led UO in blocks	7	14
5+ assist games		
3+ steal games		
3+ block games		2



#25 LUKE OSBORN

RS-JUNIOR | GUARD | 6-6 | 215 | CLACKAMAS, ORE.

TUALATIN HS | ACCOUNTING

2019-20 Oregon Ducks Oregon Individual Game-by-Game (as of Feb 14, 2020) All games

#25 Luke Osborn

Opponent	Date	gs	min	Total		3-Pointers		Free throws		Rebounds			pf	a	t/o	blk	stl	pts	avg
				fg-fga	pct	3fg-fga	pct	ft-fa	pct	off	def	tot							
HAWAII	12/07/19	2		0-0	.000	0-0	.000	0-0	.000	0	0	0	0.0	1	0	1	0	0	0.0
UCLA	01/26/20	1		0-0	.000	0-0	.000	0-0	.000	0	0	0	0.0	0	0	0	0	0	0.0
Totals		0	3	0-0	.000	0-0	.000	0-0	.000	0	0	0	0.0	1	0	1	0	0	0.0

Games played: 2
Minutes/game: 1.5

Turnovers/game: 0.5

2019-20 | RS-JUNIOR SEASON

- Saw first action of the season playing two minutes against Hawaii.
- Played one minute against UCLA.

2018-19 | RS-SOPHOMORE SEASON

- Saw action in seven games.
- Collected his first two career rebounds 2/28 vs. ASU.
- Made his collegiate debut vs. Eastern Washington.

YEAR-BY-YEAR CAREER STATISTICS

Season	GP-GS	Min./Avg.	FG-FGA	pct.	3FG-3FGA	pct.	FT-FTA	pct.	off	def	tot	avg.	pf	fo	asst	to	blk	stl	Points	Avg.
2018-19	7-0	9/1.3	0-1	.000	0-1	.000	0-0	.000	0	2	2	0.3	0	0	0	0	0	0	0	0.0
2019-20	2-0	3/1.5	0-0	.000	0-0	.000	0-0	.000	0	0	0	0.0	1	0	0	1	0	0	0	0.0
TOTAL	9-0	12/1.3	0-1	.000	0-1	.000	0-0	.000	0	2	2	0.3	1	0	0	1	0	0	0	0.0

2019-20 SEASON HIGHS


Points	
FG Made	
FG Att.	
3 PT Made	
3 PT Att.	
FT Made	
FT Att.	
Rebounds	
Assists	
Steals	
Blocks	
Minutes	2 Hawaii (12-7-19)

CAREER HIGHS

Points	
FG Made	
FG Att.	1 Arizona State (2-28-19)
3 PT Made	
3 PT Att.	1 Arizona State (2-28-19)
FT Made	
FT Att.	
Rebounds	2 Arizona State (2-28-19)
Assists	
Steals	
Blocks	
Minutes	3 vs. Washington State (3-14-19)

MISCELLANEOUS STATS

CATEGORY	2019-20	CAREER
Double-digit scoring		
20+ point games		
Double-digit rebounding		
Double-doubles		
Led UO in scoring		
Led UO in rebounding		
Led UO in assists		
Led UO in steals		
Led UO in blocks		
5+ assist games		
3+ steal games		
3+ block games		



#22 ADDISON PATTERSON

FRESHMAN | GUARD | 6-6 | 195 | MILTON, ONTARIO

BELLA VISTA COLLEGE PREP | UNDECLARED

2019-20 Oregon Ducks Oregon Individual Game-by-Game (as of Feb 14, 2020) All games

#22 Addison Patterson

Opponent	Date	gs	min	Total		3-Pointers		Free throws		Rebounds				pf	a	t/o	blk	stl	pts	avg
				fg-fga	pct	3fg-fga	pct	ft-fa	pct	off	def	tot	avg							
FRESNO ST.	11/05/19	8	0-1	.000	0-0	.000	0-0	.000	0	0	0	0	1	0	1	0	0	0	0.0	
BOISE ST.	11/09/19	18	7-7	1.000	0-0	.000	3-4	.750	0	4	4	2.0	5	0	2	1	0	17	8.5	
vs Memphis	11/12/19	17	2-5	.400	0-0	.000	3-6	.500	1	1	2	2.0	3	1	3	0	2	7	8.0	
UT ARLINGTON	11/17/19	18	3-5	.600	2-4	.500	1-2	.500	0	3	3	2.3	1	0	1	1	9	8.3		
HOUSTON	11/22/19	5	0-1	.000	0-0	.000	1-2	.500	0	1	1	2.0	0	1	1	0	1	6.8		
vs Seton Hall	11/27/19	10	1-3	.333	0-0	.000	1-2	.500	0	1	1	1.8	1	0	1	0	3	6.2		
vs Gonzaga	11/28/19	13	1-4	.250	1-3	.333	2-2	1.000	0	1	1	1.7	2	0	0	0	5	6.0		
vs North Carolina	11/29/19	14	1-5	.200	1-3	.333	0-0	.000	1	0	1	1.6	1	1	1	0	3	5.6		
HAWAII	12/07/19	15	5-7	.714	0-1	.000	0-0	.000	1	0	1	1.6	4	0	3	0	10	6.1		
at Michigan	12/14/19	14	0-2	.000	0-1	.000	0-0	.000	0	0	0	1.4	1	0	0	0	0	5.5		
MONTANA	12/18/19	15	0-1	.000	0-1	.000	1-2	.500	0	2	2	1.5	3	0	2	1	1	5.1		
TEXAS SOUTHERN	12/21/19	5	1-1	1.000	0-0	.000	0-0	.000	0	0	0	1.3	2	0	3	0	2	4.8		
ALABAMA ST.	12/29/19	16	5-7	.714	2-3	.667	0-0	.000	2	0	2	1.4	4	2	1	0	12	5.4		
at Colorado	01/02/20	5	0-1	.000	0-1	.000	0-0	.000	0	1	1	1.4	0	0	0	0	0	5.0		
ARIZONA	01/09/20	2	0-0	.000	0-0	.000	0-0	.000	0	0	0	1.3	1	0	0	0	0	4.7		
ARIZONA ST.	01/11/20	2	0-0	.000	0-0	.000	0-2	.000	0	0	0	1.2	1	0	2	0	0	4.4		
at Washington St.	01/16/20	3	0-0	.000	0-0	.000	0-0	.000	0	0	0	1.1	1	0	0	0	0	4.1		
SOUTHERN CALIFORNIA	01/23/20	7	1-1	1.000	0-0	.000	0-0	.000	0	1	1	1.1	3	1	0	0	2	4.0		
UCLA	01/26/20	15	3-3	1.000	1-1	1.000	1-2	.500	0	1	1	1.1	1	0	1	0	8	4.2		
at California	01/30/20	5	0-1	.000	0-1	.000	0-0	.000	1	0	1	1.1	1	0	0	0	0	4.0		
at Stanford	02/01/20	2	0-0	.000	0-0	.000	0-0	.000	0	1	1	1.1	1	0	1	0	0	3.8		
at Oregon St.	02/08/20	2	0-0	.000	0-0	.000	0-0	.000	0	0	0	1.0	0	0	0	0	0	3.6		
COLORADO	02/13/20	12	3-4	.750	0-1	.000	0-1	.000	1	0	1	1.0	1	2	0	3	6	3.7		
Totals		0	223	33-59	.559	7-20	.350	13-25	.520	7	17	24	1.0	38	7	23	1	7	86	3.7

Games played: 23
Minutes/game: 9.7
Points/game: 3.7
FG Pct: 55.9
3FG Pct: 35.0
FT Pct: 52.0

Rebounds/game: 1.0
Assists/game: 0.3
Turnovers/game: 1.0
Assist/turnover ratio: 0.3
Steals/game: 0.3
Blocks/game: 0.0

2019-20 | FRESHMAN SEASON

- Key to Oregon's comeback against No. 16 Colorado with six points, two assists and three steals in 12 minutes.
- Went a perfect 7-for-7 from the field with 17 points and four rebounds vs. Boise State.
- First Oregon player since 2017 to go perfect from the field on seven or more field goal attempts.
- Scored 10 points on 5-of-7 shooting off the bench against Hawaii.
- Finished with 12 points while going 5-for-7 from the field vs. Alabama State.
- Put up eight points on 3-of-3 shooting against UCLA.

BEFORE OREGON

- Reclassified from the class of 2020 to the class of 2019.
- Four-star recruit with a scout grade of 89 according to ESPN.com.
- Ranked 26th in ESPN's top 60 for the class of 2020.
- Ranked 35th nationally in 2020 by 247Sports.com.
- Ranked 46th nationally in the 2020 class by Scout.com.
- Member of Canada's U17 National Team.

YEAR-BY-YEAR CAREER STATISTICS

Season	GP-GS	Min./Avg.	FG-FGA	pct.	3FG-3FGA	pct.	FT-FTA	pct.	off	def	tot	avg.	pf	fo	asst	to	blk	stl	Points	Avg.
2019-20	23-0	223/9.7	33-59	.559	7-20	.350	13-25	.520	7	17	24	1.0	38	1	7	23	1	7	86	3.7
TOTAL	23-0	223/9.7	33-59	.559	7-20	.350	13-25	.520	7	17	24	1.0	38	1	7	23	1	7	86	3.7

2019-20 SEASON HIGHS

Points	17	Boise State (11-9-19)
FG Made	7	Boise State (11-9-19)
FG Att.	7	3 times
3 PT Made	2	UT Arlington (11-17-19)
		Alabama State (12-29-19)
3 PT Att.	4	UT Arlington (11-17-19)
FT Made	3	Boise State (11-9-19)
		Memphis (11-12-19)
FT Att.	6	Memphis (11-12-19)
Rebounds	4	Boise State (11-9-19)
Assists	2	Alabama State (12-29-19)
		Colorado (2-13-20)
Steals	3	Colorado (2-13-20)
Blocks	1	Boise State (11-9-19)
Minutes	18	Boise State (11-9-19)
		UT Arlington (11-17-19)

CAREER HIGHS

Points	17	Boise State (11-9-19)
FG Made	7	Boise State (11-9-19)
FG Att.	7	3 times
3 PT Made	2	UT Arlington (11-17-19)
		Alabama State (12-29-19)
3 PT Att.	4	UT Arlington (11-17-19)
FT Made	3	Boise State (11-9-19)
		Memphis (11-12-19)
FT Att.	6	Memphis (11-12-19)
Rebounds	4	Boise State (11-9-19)
Assists	2	Alabama State (12-29-19)
		Colorado (2-13-20)
Steals	3	Colorado (2-13-20)
Blocks	1	Boise State (11-9-19)
Minutes	18	Boise State (11-9-19)
		UT Arlington (11-17-19)

MISCELLANEOUS STATS

CATEGORY	2019-20	CAREER
Double-digit scoring	3	3
20+ point games		
Double-digit rebounding		
Double-doubles		
Led UO in scoring		
Led UO in rebounding		
Led UO in assists		
Led UO in steals	3	3
Led UO in blocks		
5+ assist games		
3+ steal games	1	1
3+ block games		



#3 PAYTON PRITCHARD

SENIOR | GUARD | 6-2 | 195 | WEST LINN, ORE.

WEST LINN HS | GENERAL SOCIAL SCIENCE

2019-20 Oregon Ducks Oregon Individual Game-by-Game (as of Feb 14, 2020) All games

#03 Payton Pritchard

Opponent	Date	gs	min	Total		3-Pointers		Free throws		Rebounds				pf	a	t/o	blk	stl	pts	avg	
				fg-fga	pct	3fg-fga	pct	ft-fa	pct	off	def	tot	avg								
FRESNO ST.	11/05/19	*	35	8-13	.615	0-3	.000	8-12	.667	1	6	7	7.0	1	7	3	0	2	24	24.0	
BOISE ST.	11/09/19	*	34	7-12	.583	2-3	.667	3-4	.750	1	5	6	6.5	1	7	0	0	3	19	21.5	
vs Memphis	11/12/19	*	33	4-11	.364	2-8	.250	4-6	.667	0	4	4	5.7	3	6	6	0	0	14	19.0	
UT ARLINGTON	11/17/19	*	32	10-16	.625	2-6	.333	2-2	1.000	0	8	8	6.3	2	3	3	0	0	24	20.3	
HOUSTON	11/22/19	*	37	5-11	.455	2-5	.400	4-5	.800	0	2	2	5.4	2	5	2	0	2	16	19.4	
vs Seton Hall	11/27/19	*	29	5-10	.500	3-7	.429	3-4	.750	0	0	4.5	3	6	6	0	1	16	18.8		
vs Gonzaga	11/28/19	*	38	7-23	.304	3-9	.333	0-0	.000	0	5	5	4.6	1	4	1	0	2	17	18.6	
vs North Carolina	11/29/19	*	37	6-13	.462	5-9	.556	2-4	.500	0	3	3	4.4	1	6	3	0	3	19	18.6	
HAWAII	12/07/19	*	35	8-11	.727	3-6	.500	1-1	1.000	0	3	3	4.2	2	11	3	0	0	20	18.8	
at Michigan	12/14/19	*	40	11-19	.579	0-1	.000	1-3	.333	0	3	3	4.1	2	4	3	0	3	23	19.2	
MONTANA	12/18/19	*	31	5-10	.500	2-4	.500	2-3	.667	0	5	5	4.2	0	7	4	0	3	14	18.7	
TEXAS SOUTHERN	12/21/19	*	38	6-8	.750	2-3	.667	15-17	.882	1	4	5	4.3	2	6	1	0	4	29	19.6	
ALABAMA ST.	12/29/19	*	26	2-7	.286	1-4	.250	0-0	.000	1	4	5	4.3	1	9	1	0	0	5	18.5	
at Colorado	01/02/20	*	33	8-18	.444	1-6	.167	4-5	.800	1	5	6	4.4	4	3	1	0	2	21	18.6	
at Utah	01/04/20	*	36	8-17	.471	3-6	.500	0-0	.000	0	4	4	4.4	2	5	0	0	1	19	18.7	
ARIZONA	01/09/20	*	45	6-21	.286	3-11	.273	3-4	.750	2	5	7	4.6	2	6	4	0	3	18	18.6	
ARIZONA ST.	01/11/20	*	36	9-16	.563	6-9	.667	5-5	1.000	1	2	3	4.5	2	6	2	0	1	29	19.2	
at Washington St.	01/16/20	*	40	8-15	.533	3-7	.429	3-4	.750	1	4	5	4.5	2	5	6	0	0	22	19.4	
at Washington	01/18/20	*	45	7-16	.438	6-12	.500	2-2	1.000	1	2	3	4.4	3	3	3	0	2	22	19.5	
SOUTHERN CALIFORNIA	01/23/20	*	46	8-20	.400	1-4	.250	7-8	.875	1	1	2	4.3	1	7	2	1	2	24	19.8	
UCLA	01/26/20	*	33	5-10	.500	3-7	.429	6-6	1.000	2	3	5	4.3	0	6	3	0	1	19	19.7	
at California	01/30/20	*	34	7-13	.538	2-5	.400	5-6	.833	0	4	4	4.3	4	8	3	0	1	21	19.8	
at Stanford	02/01/20	*	39	5-21	.238	3-10	.300	3-4	.750	0	3	3	4.3	3	4	2	0	0	16	19.6	
at Oregon St.	02/08/20	*	38	7-21	.333	1-8	.125	1-2	.500	0	4	4	4.3	3	9	2	0	2	16	19.5	
COLORADO	02/13/20	*	39	5-13	.385	2-5	.400	3-4	.750	4	7	11	4.5	1	6	3	0	2	15	19.3	
Totals			25	909	167-365	458	61-158	386	87-111	.784	17	96	113	4.5	48	149	68	1	40	482	19.3

Games played: 25
Minutes/game: 36.4
Points/game: 19.3
FG Pct: 45.8
3FG Pct: 38.6
FT Pct: 78.4

Rebounds/game: 4.5
Assists/game: 6.0
Turnovers/game: 2.7
Assist/turnover ratio: 2.2
Steals/game: 1.6
Blocks/game: 0.0

CAREER

- The first player in Pac-12 history to have 1,700 career points, 500 career rebounds and 600 career assists.
- Holds the UO career assists record with 636, breaking Kenya Wilkins' previous mark of 613 during the Cal game on Jan. 31.
- Also now UO's career leader in wins (100) and starts (134).
- Ranks 2nd in UO career steals with 204. Trails only UO career leader Kenya Wilkins (213/1993-97).
- Currently 6th in UO career scoring with 1,775 points.
- Ranks 3rd in UO career three-pointers with 261. Next up is Orlando Williams (1991-95/282).
- Has made 134 consecutive starts, the longest active streak in the nation, and played in 138 career games, tied for the most among active players nationally.
- Is on pace to become Oregon's career leader in assists, steals, wins, games started and games played.

2019-20 | SENIOR SEASON

- The only Power 6 player and one of just three overall nationally averaging at least 19 points, four rebounds and five assists per game.
- Has reached double figures in scoring in the last five minutes of regulation and overtime five times this year.
- Recorded fourth career double-double with 15 points and a career-high 11 rebounds Feb. 13 versus Colorado.
- Hit the game-winning three with three seconds remaining, finishing with 22 points and 6-of-12 shooting from deep in an overtime win at Washington.
- Scored 22 points on 8-of-15 shooting with five rebounds and five assists at Washington State.
- Named the NCAA March Madness Player of the Week after averaging 23.5 points and six assists in a weekend sweep of the Arizona schools.
- Tied a career-high for the second time this year with 29 points on 9-of-16 shooting, including hitting a season-high six threes on nine attempts vs. Arizona State on Jan. 11.
- Hit game-tying FG at the end of regulation vs. Arizona, finishing with 18 points, seven rebounds and six assists.
- Matched a career-high with 29 points on 6-of-8 shooting, going 15-for-17 from the line against Texas Southern.
- Named Pac-12 Player of the Week for the first time in his career, and Oscar Robertson Trophy National Player of the Week after scoring 15 of the team's final 17 points, finishing with 23 points in an overtime win at No. 5 Michigan.
- Turned in first double-double of the year with 20 points and 11 assists against Hawaii.
- Named to the Battle 4 Atlantis All-Tournament Team after averaging 17.3 points and 5.3 assists per game.
- Opened the season by scoring 24 points while grabbing seven boards and recording seven assists vs. Fresno State

YEAR-BY-YEAR CAREER STATISTICS

Season	GP-GS	Min./Avg.	FG-FGA	pct.	3FG-3FGA	pct.	FT-FTA	pct.	off	def	tot	avg.	pf	fo	asst	to	blk	stl	Points	Avg.
2016-17	39-35	1105/28.3	96-244	.393	50-143	.350	46-63	.730	23	108	131	3.4	88	0	141	56	3	45	288	7.4
2017-18	36-36	1265/35.1	178-398	.447	85-206	.413	82-106	.774	18	120	138	3.8	88	1	171	76	0	51	523	14.5
2018-19	38-38	1349/35.5	167-400	.418	65-198	.328	93-111	.838	33	114	147	3.9	83	1	175	75	3	68	492	12.9
2019-20	25-25	909/36.4	167-365	.458	61-158	.386	87-111	.784	17	96	113	4.5	48	0	149	68	1	40	482	19.3
TOTAL	138-134	4628/33.5	608-1407.432		261-705	.370	308-391	.788	91	438	529	3.8	307	2	636	275	7	204	1785	12.9

2019-20 SEASON HIGHS

Points	29	Texas Southern (12-21-19)
		Arizona State (1-11-20)
FG Made	11	at Michigan (12-14-19)
FG Att.	23	vs. Gonzaga (11-28-19)
3 PT Made	6	Arizona State (1-11-19)
		at Washington (1-18-20)
3 PT Att.	12	at Washington (1-18-20)
FT Made	15	Texas Southern (12-21-19)
FT Att.	17	Texas Southern (12-21-19)
Rebounds	11	Colorado (2-13-20)
Assists	11	Hawaii (12-7-19)
Steals	4	Texas Southern (12-21-19)
Blocks		
Minutes	46	USC (1-24-20)

CAREER HIGHS

Points	29	vs. DePaul (11-24-17)
		Texas Southern (12-21-19)
		Arizona State (1-11-20)
FG Made	11	at Michigan (12-14-19)
FG Att.	23	vs. Gonzaga (11-28-19)
3 PT Made	7	vs. DePaul (11-24-17)
3 PT Att.	13	vs. DePaul (11-24-17)
FT Made	15	Texas Southern (12-21-19)
FT Att.	17	Texas Southern (12-21-19)
Rebounds	11	Colorado (2-13-20)
Assists	13	Savannah State (12-3-16)
Steals	6	Washington State (1-27-19)
Blocks	2	Army (11-11-16)
Minutes	46	USC (1-24-20)

MISCELLANEOUS STATS

CATEGORY	2019-20	CAREER
Double-digit scoring	25	87
20+ point games	12	25
Double-digit rebounding	1	2
Double-doubles	2	4
Led UO in scoring	17	46
Led UO in rebounding	3	13
Led UO in assists	23	86
Led UO in steals	11	54
Led UO in blocks		
5+ assist games	20	67
3+ steal games	5	28
3+ block games		



#0 WILL RICHARDSON

SOPHOMORE | GUARD | 6-5 | 180 | HINESVILLE, GA.

OAK HILL ACADEMY | UNDECLARED

2019-20 Oregon Ducks Oregon Individual Game-by-Game (as of Feb 14, 2020) All games

#00 Will Richardson

Opponent	Date	gs	min	Total		3-Pointers		Free throws		Rebounds					pf	a	t/o	blk	stl	pts	avg
				fg-fga	pct	3fg-fga	pct	ft-fa	pct	off	def	tot	avg								
FRESNO ST.	11/05/19	20	1-6	.167	0-1	.000	5-6	.833	2	3	5	5.0	1	1	3	1	1	7	7.0		
BOISE ST.	11/09/19	28	3-8	.375	1-1	1.000	0-0	.000	0	1	1	3.0	2	3	2	0	2	7	7.0		
vs Memphis	11/12/19	31	3-8	.500	2-4	.500	2-2	1.000	1	1	2	2.7	2	6	2	0	0	10	8.0		
UT ARLINGTON	11/17/19	22	4-5	.800	1-1	1.000	0-0	.000	0	4	4	5	3.3	4	2	2	0	9	8.3		
HOUSTON	11/22/19	23	3-5	.600	1-1	1.000	4-5	.800	2	3	5	3.6	2	2	0	0	0	11	8.8		
vs Seton Hall	11/27/19	22	1-2	.500	0-0	.000	0-0	.000	0	4	4	3.7	1	1	0	0	0	2	7.7		
vs Gonzaga	11/28/19	27	3-8	.375	0-2	.000	0-0	.000	3	1	4	3.7	2	1	0	0	1	6	7.4		
vs North Carolina	11/28/19	29	7-12	.583	3-4	.750	0-0	.000	1	2	3	3.6	2	3	2	1	2	17	8.6		
HAWAII	12/07/19	27	5-7	.714	2-2	1.000	4-4	1.000	0	2	2	3.4	1	3	1	0	2	16	9.4		
at Michigan	12/14/19	37	3-7	.429	0-0	.000	1-1	1.000	0	4	4	3.5	1	1	1	0	0	7	9.2		
MONTANA	12/18/19	26	6-8	.750	2-3	.667	0-0	.000	0	3	3	3.5	1	4	1	0	2	14	9.6		
TEXAS SOUTHERN	12/21/19	30	6-11	.545	4-7	.571	2-2	1.000	2	2	4	3.5	2	2	3	0	0	18	10.3		
ALABAMA ST.	12/29/19	28	3-11	.273	1-3	.333	3-3	1.000	2	1	3	3.5	1	5	2	0	6	10	10.3		
at Colorado	01/02/20	29	4-7	.571	0-2	.000	0-1	.000	0	4	4	3.5	5	1	1	0	0	8	10.1		
at Utah	01/04/20	27	6-11	.545	1-2	.500	1-1	1.000	3	3	6	3.7	3	5	2	0	1	14	10.4		
ARIZONA	01/09/20	37	7-16	.438	2-4	.500	5-5	1.000	1	4	5	3.8	2	4	1	1	1	21	11.1		
ARIZONA ST.	01/11/20	24	0-5	.000	0-2	.000	4-6	.667	0	2	2	3.6	3	2	2	1	2	4	10.6		
at Washington St.	01/16/20	35	2-7	.286	0-3	.000	0-0	.000	2	1	3	3.6	4	1	1	0	0	4	10.3		
at Washington	01/18/20	37	0-4	.000	0-3	.000	1-2	.500	1	3	4	3.6	1	0	1	0	2	1	9.8		
SOUTHERN CALIFORNIA	01/23/20	36	0-5	.000	0-2	.000	0-0	.000	0	2	2	3.6	5	4	1	0	1	0	9.3		
UCLA	01/26/20	31	5-8	.625	1-3	.333	5-5	1.000	0	1	1	3.4	4	0	1	1	2	16	9.6		
at California	01/30/20	30	6-10	.600	2-2	1.000	1-3	.333	2	1	3	3.4	3	4	1	0	2	15	9.9		
at Stanford	02/01/20	29	6-8	.750	1-2	.500	4-5	.800	0	1	1	3.3	1	1	2	0	3	17	10.2		
at Oregon St.	02/08/20	28	2-4	.500	1-2	.500	0-0	.000	0	0	0	3.2	1	1	3	0	0	5	10.0		
COLORADO	02/13/20	36	7-15	.467	3-5	.600	4-4	1.000	5	4	9	3.4	0	1	1	0	2	21	10.4		
Totals		7	729	93-196	.474	28-61	.459	46-55	.836	28	57	85	3.4	54	58	36	5	34	260	10.4	

Games played: 25
Minutes/game: 29.2
Points/game: 10.4
FG Pct: 47.4
3FG Pct: 45.9
FT Pct: 83.6

Rebounds/game: 3.4
Assists/game: 2.3
Turnovers/game: 1.4
Assist/Turnover ratio: 1.6
Steals/game: 1.4
Blocks/game: 0.2

2019-20 | SOPHOMORE SEASON

- First in the Pac-12 in three-point field goal percentage, shooting 47.4 percent on the year.
- Tied season high with 21 points Feb. 13 versus Colorado where he also recorded a career-high nine rebounds.
- Led team with 17 points Feb. 1 at Stanford.
- Scored 15 points while going 6-of-10 from the field at California on Jan. 31.
- Finished with 16 points on 5-of-8 shooting against UCLA on Jan. 26.
- Scored a career-high 21 points, including seven in overtime highlighted by the game-winning bucket with :15 remaining against Arizona.
- Turned in a 14 point, six rebound effort along with five assists on 6-of-11 shooting at Utah.
- Tied a Matthew Knight Arena record with six steals vs. Alabama State to go with 10 points and five assists.
- Poured in a season-high 18 points on 6-of-11 shooting, including 4-of-7 from deep against Texas Southern.
- Tied for the team lead with 14 points off the bench while dishing out four assists against Montana.
- Finished with 16 points and three assists on 5-of-7 shooting vs. Hawaii.
- Scored a season-high 17 points on 7-of-12 shooting vs. North Carolina in the Battle 4 Atlantis finale.
- Scored 10 points off the bench while recording six assists and hitting a key three-pointer to put Oregon up seven late in the game vs. Memphis.

YEAR-BY-YEAR CAREER STATISTICS

Season	GP-GS	Min./Avg.	FG-FGA	pct.	3FG-3FGA	pct.	FT-FTA	pct.	off	def	tot	avg.	pf	fo	asst	to	blk	stl	Points	Avg.
2018-19	38-12	922/24.3	80-171	.468	15-54	.278	54-80	.675	24	66	90	2.4	69	1	95	64	7	43	229	6.0
2019-20	25-7	729/29.2	93-196	.474	28-61	.459	46-55	.836	28	57	85	3.4	54	2	58	36	5	34	260	10.4
Total	63-19	1651/26.2	173-367	.471	43-115	.374	100-135	.741	52	123	175	2.8	123	3	153	100	12	77	489	7.8

2019-20 SEASON HIGHS

Points	21	Arizona (1-9-20)
		Colorado (2-13-20)
FG Made	7	3 times
FG Att.	16	Arizona (1-9-20)
3 PT Made	4	Texas Southern (12-21-19)
3 PT Att.	7	Texas Southern (12-21-19)
FT Made	5	3 times
FT Att.	6	Fresno State (11-5-19)
		Arizona State (1-11-20)
Rebounds	9	Colorado (2-13-20)
Assists	6	vs. Memphis (11-12-19)
Steals	6	Alabama State (12-29-19)
Blocks	1	4 times
Minutes	37	at Michigan (12-14-19)
		Arizona (1-9-20)

CAREER HIGHS

Points	21	Arizona (1-9-20)
		Colorado (2-13-20)
FG Made	8	at Utah (1-31-19)
FG Att.	16	Arizona (1-9-20)
3 PT Made	4	Texas Southern (12-21-19)
3 PT Att.	7	Texas Southern (12-21-19)
FT Made	8	Green Bay (11-20-18)
FT Att.	10	Green Bay (11-20-18)
Rebounds	9	Colorado (2-13-20)
Assists	9	California (2-6-19)
Steals	6	Alabama State (12-29-19)
Blocks	3	at Utah (1-31-19)
Minutes	37	at Michigan (12-14-19)
		Arizona (1-9-20)

MISCELLANEOUS STATS

CATEGORY	2019-20	CAREER
Double-digit scoring	14	24
20+ point games	2	2
Double-digit rebounding		
Double-doubles		
Led UO in scoring	4	5
Led UO in rebounding		2
Led UO in assists	2	9
Led UO in steals	5	10
Led UO in blocks	1	3
5+ assist games	3	9
3+ steal games	2	6
3+ block games		1



#14 C.J. WALKER

FRESHMAN | FORWARD | 6-8 | 195 | SANFORD, FLA.

OAK RIDGE HS | UNDECLARED

2019-20 Oregon Ducks

Oregon Individual Game-by-Game (as of Feb 14, 2020)
All games

#14 C.J. Walker

Opponent	Date	gs	min	Total		3-Pointers		Free throws		Rebounds					pf	a	t/o	blk	stl	pts	avg
				fg-fga	pct	3fg-fga	pct	ft-fa	pct	off	def	tot	avg								
FRESNO ST.	11/05/19		11	0-1	0.00	0-1	0.00	0-0	0.000	0	2	2	2.0	1	0	2	0	0	0	0.00	
BOISE ST.	11/09/19	*	11	1-2	500	0-0	0.000	0-1	0.000	0	2	2	2.0	5	0	0	0	0	2	1.00	
vs Memphis	11/12/19		5	0-1	0.00	0-0	0.00	0-0	0.000	0	0	0	1.3	3	0	1	0	1	0	0.70	
UT ARLINGTON	11/17/19		21	0-2	0.00	0-1	0.00	0-0	0.000	0	8	8	3.0	0	0	0	1	0	0	0.50	
HOUSTON	11/22/19		16	0-0	0.00	0-0	0.00	2-2	1.000	0	3	3	3.0	3	0	1	0	0	2	0.80	
vs Seton Hall	11/27/19		21	4-8	500	1-1	1.000	3-6	500	3	2	5	3.3	3	1	2	1	1	12	2.70	
vs Gonzaga	11/28/19		25	4-7	571	2-2	1.000	2-4	500	4	0	4	3.4	5	0	0	2	2	12	4.00	
vs North Carolina	11/29/19		23	1-4	250	0-1	0.000	4-6	667	2	1	3	3.4	2	0	1	1	0	6	4.30	
HAWAII	12/07/19	*	22	8-10	800	2-3	667	0	0.000	0	2	2	3.2	4	1	1	1	0	18	5.80	
at Michigan	12/14/19	*	24	3-5	600	1-1	1.000	0-0	0.000	0	2	2	3.1	3	0	1	2	0	7	5.90	
MONTANA	12/18/19	*	21	3-9	333	0-3	0.000	0-1	0.000	2	1	3	3.1	0	2	1	1	0	6	5.90	
TEXAS SOUTHERN	12/21/19	*	22	4-9	444	0-3	0.000	1-1	1.000	1	1	2	3.0	1	0	2	0	1	9	6.20	
ALABAMA ST.	12/29/19	*	7	2-4	500	0-0	0.000	0-0	0.000	1	1	2	2.9	0	0	0	2	1	4	6.00	
at Colorado	01/02/20	*	15	1-5	200	0-2	0.000	0-0	0.000	1	4	5	3.1	0	0	1	0	0	2	5.70	
at Washington St.	01/16/20		10	0-0	0.00	0-0	0.000	1-2	500	0	3	3	3.1	3	1	1	0	0	1	5.40	
at Washington	01/18/20		15	3-6	500	0-0	0.000	0-4	0.000	2	0	2	3.0	3	1	0	0	0	6	5.40	
SOUTHERN CALIFORNIA	01/23/20		24	3-8	375	1-2	500	0-0	0.000	1	1	2	2.9	3	0	0	0	0	7	5.50	
UCLA	01/26/20		10	1-3	333	0-0	0.000	0-0	0.000	0	0	0	2.8	4	0	1	1	2	2	4.90	
at California	01/30/20		10	2-5	400	1-2	500	0-0	0.000	0	2	2	2.7	2	0	1	0	0	5	5.30	
at Stanford	02/01/20		10	0-4	0.00	0-1	0.000	0-0	0.000	0	2	2	2.7	3	0	1	0	0	0	5.10	
at Oregon St.	02/08/20		15	1-3	333	1-2	500	0-0	0.000	1	1	2	2.7	4	1	2	0	2	3	5.00	
COLORADO	02/13/20		15	0-3	0.00	0-1	0.000	3-4	750	0	2	2	2.6	2	0	2	0	1	3	4.90	
Totals			7	353	41-99	414	9-26	34-31	516	18	40	58	2.6	54	7	21	11	10	107	4.90	

Games played: 22
Minutes/game: 16.0
Points/game: 4.9
FG Pct: 41.4
3FG Pct: 34.6
FT Pct: 51.6

Rebounds/game: 2.6
Assists/game: 0.3
Turnovers/game: 1.0
Assist/turnover ratio: 0.3
Steals/game: 0.5
Blocks/game: 0.5

2019-20 | FRESHMAN SEASON

- Finished with a season-high 18 points on 8-of-10 shooting against Hawaii.
- Averaged 10.0 points and 4.0 rebounds in 23 minutes per game off the bench in the Battle 4 Atlantis.
- Scored 12 points in each of the first two games of the tournament vs. Seton Hall and Gonzaga.
- Grabbed a season-high eight rebounds vs. UT Arlington.
- Made first career start Nov. 9 versus Boise State.
- Played 11 minutes off the bench in collegiate debut, grabbing two rebounds vs. Fresno State.
- Scored six points on 3-of-6 shooting off the bench at Washington on Jan. 11.

BEFORE OREGON

- Five-star recruit with a scout grade of 92 according to espn.com.
- Ranked 19th in ESPN's top 100 for the 2019 recruiting class.
- Rivals also lists Walker as a five-star and 24th nationally.
- The No. 30 player overall according to 247Sports.
- Named the 2018-19 Orlando Sentinel boys basketball Player of the Year.
- Selected to play in the Jordan Brand Classic Game.
- Was the Florida Dairy Farmers Mr. Basketball runner-up.
- Named Class 9A Player of the Year.
- Averaged 15.8 points, 13.8 rebounds and 3.8 blocked shots during his senior campaign (2018-19).
- Averaged 15.9 points, 9.9 rebounds and 2.5 blocks over 16 games during the 2018 Nike EYBL circuit.

YEAR-BY-YEAR CAREER STATISTICS

Season	GP-GS	Min./Avg.	FG-FGA	pct.	3FG-3FGA	pct.	FT-FTA	pct.	off	def	tot	avg.	pf	fo	asst	to	blk	stl	Points	Avg.
2019-20	22-7	353/16.0	41-99	.414	9-26	.346	16-31	.516	18-40	58	2.6	54	2	7	21	11	10		107	4.9
TOTAL	22-7	353/16.0	41-99	.414	9-26	.346	16-31	.516	18-40	58	2.6	54	2	7	21	11	10		107	4.9

2019-20 SEASON HIGHS

Points	18	Hawaii (12-7-19)
FG Made	8	Hawaii (12-7-19)
FG Att.	10	Hawaii (12-7-19)
3 PT Made	2	vs. Gonzaga (11-28-19)
		Hawaii (12-7-19)
3 PT Att.	3	3 times
FT Made	4	vs. North Carolina (11-29-19)
FT Att.	6	vs. Seton Hall (11-27-19)
		vs. North Carolina (11-29-19)
Rebounds	8	UT Arlington (11-17-19)
Assists	2	Montana (12-14-19)
Steals	2	vs. Gonzaga (11-28-19)
Blocks	2	3 times
Minutes	25	vs. Gonzaga (11-28-19)

CAREER HIGHS

Points	18	Hawaii (12-7-19)
FG Made	8	Hawaii (12-7-19)
FG Att.	10	Hawaii (12-7-19)
3 PT Made	2	vs. Gonzaga (11-28-19)
		Hawaii (12-7-19)
3 PT Att.	3	3 times
FT Made	4	vs. North Carolina (11-29-19)
FT Att.	6	vs. Seton Hall (11-27-19)
		vs. North Carolina (11-29-19)
Rebounds	8	UT Arlington (11-17-19)
Assists	2	Montana (12-14-19)
Steals	2	vs. Gonzaga (11-28-19)
Blocks	2	3 times
Minutes	25	vs. Gonzaga (11-28-19)

MISCELLANEOUS STATS

CATEGORY	2019-20	CAREER
Double-digit scoring	3	3
20+ point games		
Double-digit rebounding		
Double-doubles		
Led UO in scoring		
Led UO in rebounding	1	1
Led UO in assists		
Led UO in steals	2	2
Led UO in blocks	4	4
5+ assist games		
3+ steal games		
3+ block games		



#15 LÖK WUR

FRESHMAN | FORWARD | 6-8 | 200 | OMAHA, NEB.

PAPILLION LA VISTA SOUTH HS | UNDECLARED

BEFORE OREGON

- Averaged 20.8 points, 10.0 rebounds, 2.5 blocks and 1.5 assists per game during his senior campaign at Papillion La Vista South.
- Shot 51 percent from the field and 75 percent from the charity stripe.
- Led the Titans to their first state tournament appearance in six years.
- Named Second Team All-State by USA Today.

YEAR-BY-YEAR CAREER STATISTICS

Season	GP-GS	Min./Avg.	FG-FGA	pct.	3FG-3FGA	pct.	FT-FTA	pct.	off	def	tot	avg.	pf	fo	asst	to	blk	stl	Points	Avg.
2019-20																				
TOTAL																				

2019-20 SEASON HIGHS

Points _____
 FG Made _____
 FG Att. _____
 3 PT Made _____
 3 PT Att. _____
 FT Made _____
 FT Att. _____
 Rebounds _____
 Assists _____
 Steals _____
 Blocks _____
 Minutes _____

CAREER HIGHS

Points _____
 FG Made _____
 FG Att. _____
 3 PT Made _____
 3 PT Att. _____
 FT Made _____
 FT Att. _____
 Rebounds _____
 Assists _____
 Steals _____
 Blocks _____
 Minutes _____

MISCELLANEOUS STATS

CATEGORY	2019-20	CAREER
Double-digit scoring		
20+ point games		
Double-digit rebounding		
Double-doubles		
Led UO in scoring		
Led UO in rebounding		
Led UO in assists		
Led UO in steals		
Led UO in blocks		
5+ assist games		
3+ steal games		
3+ block games		

HEAD COACH DANA ALTMAN



DANA ALTMAN

EXPERIENCE

Oregon Experience	10th Season
Oregon Record	254-102
Career Record (35th year)	787-369
NCAA Division I Record (31st year)	664-345
Alma Mater	Eastern New Mexico (1980)
	Western State (1981)

COACHING EXPERIENCE BY YEAR

2011-Pres.	Oregon (Head Coach)
1995-10	Creighton (Head Coach)
1991-94	Kansas State (Head Coach)
1990	Marshall (Head Coach)
1987-89	Kansas State (Assistant Coach)
1984-86	Moberly (Mo.) JC (Head Coach)
1983	Southeast (Neb.) JC (Head Coach)
1980-82	Western State (Assistant Coach)

DANA ALTMAN QUICK HITS

- One of six active coaches with 22 consecutive winning seasons.
- 10th active coach, 34th all-time, to reach 600 career wins at the Division I level.
- Is the winningest coach in program history.
- 14 career NCAA Tournament appearances, with four Sweet 16s, two Elite Eights and one Final Four (2017).
- Is the winningest coach in Pac-12 Tournament history (19).
- 2013 Jim Phelan National Coach of the Year.
- Three-time Pac-12 Coach of the year (2013, 2015, 2016).
- 5 Ducks selected in the last three NBA Drafts.
- Has a .500 or better record in 27 of 30 seasons as a Division I head coach.
- Named the Missouri Valley Conference all-Centennial Team coach.
- Was a walk-on at Southeast Junior College.
- Is an Eagle Scout.

Dana Altman is one of only six active coaches in NCAA Division I with 22 consecutive winning seasons. He is part of an exclusive fraternity that includes Hall-of-Famers Mike Krzyzewski, Tom Izzo, Roy Williams, Bill Self and Jim Boehme.

He is the 34th head coach to record 600 career wins at the Division I level and is now the winningest head coach in Oregon history. In 2016-17, Altman led Oregon back to the Final Four for the first time in 78 years.

In 2019, he became the winningest coach in Pac-12 Tournament history, reaching 19 victories.

The 2013 National Coach of the Year and three-time Pac-12 Coach of the Year has won more games in his first nine seasons than any coach in Oregon history. Altman is 235-96 in Eugene, and 645-339 in 29 seasons as a head coach at the NCAA Division I level in stints at Oregon, Creighton, Kansas State and Marshall.

Altman, the 19th head coach in the history of the University of Oregon men's basketball program, has led the Ducks to nine consecutive 20-win seasons and nine postseason appearances. He led Oregon to five straight NCAA Tournaments (2013-17) for the first time in school history, winning at least one game in each of those years. Included in those NCAA appearances are a Final Four (2017), two Elite Eights (2016, 2017) and three Sweet 16s (2013, 2016, 2017). Altman now has 21 seasons of 20-plus wins to his credit (11 at Creighton, nine at Oregon, one at Kansas State).

In addition to another 20-win season and a postseason appearance, the 2017-18 season saw another first for Altman when Troy Brown Jr. became his first career NBA first round draft choice (No. 15 overall, Washington).

Oregon entered the 2016-17 season with lofty expectations, and the Ducks lived up to every one of them. The Ducks won the Pac-12 title for the second consecutive season and advanced to the Final Four for the first time since the 1939 Webfoots won the very first NCAA title. Along the way, Oregon won a program-record 33 games and also reached a high-water mark for conference victories with 16. Dillon Brooks was named the Pac-12 player of the year and a consensus All-American, while Jordan Bell was the Pac-12 defensive player of the year and the NCAA Midwest Regional most outstanding player. Jordan, Brooks and Tyler Dorsey were all selected in the 2017 NBA Draft.

The 2015-16 season saw Altman reach new heights as a coach and achieve honors matched only by some of the very best mentors in the history of the Pac-12 Conference. Altman guided Oregon to the Pac-12's regular season and conference title in the same year for the first time in school history. He also reached the NCAA's Elite Eight for the first time and was named Pac-12 Coach of the Year for the third time in four seasons, a feat matched only by Hall of Famer Lute Olson of Arizona. The individual honors won by players under his guidance included All-American Brooks, Pac-12 Tournament MOP Elgin Cook, Pac-12 all-defensive selection Chris Boucher and Pac-12 all-freshman pick Dorsey.

In 2014-15, in one of the finest coaching performances of his career, Altman guided a team that had only three returning scholarship players to a 26-10 record, a runner-up finish in the Pac-12 (13-5) and the second round of the NCAA Tournament. He was the runaway choice for Pac-12 Coach of the Year, while Joseph Young tied the school single-season scoring record in being named Pac-12 Player of the Year. Cook was an all-Pac-12 second-team selection, while Bell and Brooks made the Pac-12's all-freshman team.

The 2013-14 season saw Altman win his 500th game as a Division I head coach when Oregon defeated Washington on Feb. 19. He also joined Basketball Hall of Famer Howard Hobson as the only men to lead Oregon to four consecutive 20-win seasons. He guided Oregon to a 24-10 overall record and an NCAA Tournament win. Young was an all-conference second team selection and an all-Pac-12 tournament pick, while Mike Moser was an honorable mention selection by the conference.

Altman's 2012-13 Oregon Ducks became the first UO team since 2008 to qualify for the NCAA Tournament. The Ducks finished the season 28-9 and won the Pac-12 Tournament. Altman was named the Pac-12 Coach of the Year before going on to earn Jim Phelan National Coach of the Year honors. Senior E.J. Singler was an all-league first team selection, while Johnathan Loyd was named Most Outstanding Player of the Pac-12 Tournament as the honors were spread around nearly the entire team. Senior Arsalan Kazemi was a Pac-12 all-defensive pick before going on to become a second round draft choice of the NBA's Philadelphia 76ers.

During the 2011-12 season, Altman led the Ducks to a 24-10 overall record and a 13-5 Pac-12 Conference mark which was good for a share of second place in the final league standings. The Ducks earned a bid to the National Invitation Tournament and recorded victories over LSU and Iowa before falling at top-seed Washington in the tournament quarterfinals. Under Altman's tutelage, Devoe Joseph became the first Duck since the 2006-07 season to be named first team all-conference, while Singler was named to the all-conference second team.

In his first season at Oregon, Altman led the Ducks to just the 12th season of 20+ victories in the history of the program. He became just the third UO head coach to tally 20+ wins in his first season on the job. Oregon went 21-18 overall and 7-11 in Pac-12 play. Altman posted the second-highest win total of any first-year UO head coach.

Only John Warren (30 wins in 1944-45) posted more in his first year on the sidelines. Oregon participated in the 2011 College Basketball Invitational, defeating Altman's former team – Creighton – in the best-of-three championship series.

Altman arrived at UO after spending 16 seasons at Creighton where he became the school's all-time winningest coach with a record of 327-176 (.650). He led the Blue Jays to 13 consecutive postseason appearances, a stretch of 11 straight seasons with 20-plus wins, all while producing 10 or more league victories in each of the last 14 seasons. Those three feats were unmatched in the 103 years of the Missouri Valley Conference.

He won four Coach-of-the-Year awards from three different conferences in a span of 13 seasons, including back-to-back MVC coaching honors while he was at the Omaha, Neb., school in 2001 and 2002. Altman was a finalist for the Naismith National Coach of the Year Award and was named the NABC District 12 and USBWA District VI Coach of the Year following the 2002-03 campaign.

Creighton participated in seven NCAA Men's Basketball Tournaments and five National Invitation Tournaments under Altman, advancing to the second round of the NCAA championships in both the 1998-99 and 2001-02 seasons. He led the school to a MVC regular-season title in 2000-01 – its first in 10 years. The Bluejays posted a school-record 29 wins in 2002-03, finishing the season 15th in the Associated Press poll and 23rd in the coaches' voting.

Altman finished his career at Creighton ranking third all-time on the MVC list of all-time wins (327), trailing only Basketball Hall of Fame coaches Henry Iba (486) and Eddie Hickey (337). In 2007, he was one of 10 coaches named as part of the MVC's All-Centennial Team. His teams claimed shares of three regular-season Missouri Valley Conference championships (including the 2008-09 crown) and six conference post-season tournament titles. Creighton inducted Altman into its athletics hall of fame in 2018.

Student-athletes under his direction at CU earned six All-America honors on the court and four Academic All-America laurels in the classroom. Three players he coached at Creighton – Kyle Korver, Rodney Buford and Anthony Tolliver – have played in the NBA.

Altman compiled a 68-54 record in four seasons (1990-94) at Kansas State. During that time, Altman led the Wildcats to three straight postseason tourneys and was named the Big Eight Conference Coach of the Year after leading KSU to a 19-11 record and an appearance in the NCAA Tournament in 1993.

Altman's final Kansas State club turned heads nationally with a 68-64 win at No. 1 Kansas on Jan. 17, 1994. K-State eventually advanced to play in the NIT Final Four. Altman's success at KSU followed him from a brief head coaching stint at Marshall where he was named Southern Conference Coach of the Year in 1990.

While head coach at Southeast Junior College in Fairbury, Neb., his first team (1982-83) rolled to a 29-6 record and a third-place finish in the junior college national tournament and Altman was honored as both Region 9 and the Nebraska College Coach of the Year.

In 1983, Altman accepted the head coaching position at Moberly (Mo.) Junior College, with a three-year run resulting in a staggering 94-18 record (25-9 in 1983-84; 35-5 with a third-place finish at the national tourney in 1984-85; and a 34-4 mark in 1985-86 with a sixth-place finish at nationals).

He was named Region 16 Coach of the Year in both the 1984-85 and 1985-86 seasons, and was also a finalist for 1986 National Junior College Athletic Association Coach of the Year accolades.

Altman's playing career began at Southeast Junior College in 1976, where he captained teams to a 22-10 mark in his freshman year and a 26-5 record in his sophomore season.

Altman completed his undergraduate education and playing career at Eastern New Mexico University. After earning his associate degree in business administration from Southeast in 1978, Altman graduated magna cum laude from Eastern New Mexico in 1980 with his bachelor's degree in the same field.

Altman received his master of business administration degree from Western (Colo.) State in 1981. He served as an assistant coach on the Western State staff from 1980-82.

At Wilber (Neb.) High School, Altman was a two-sport letterman, earning all-conference honors as a quarterback on the football team and as a guard in basketball. Altman was born June 16, 1958, in Crete, Neb. He and his wife, the former Reva Phillips of Stanton, Neb., have three sons, Jordan, Chase and Spencer, and one daughter, Audra.

STATISTICS

STATS - ALL GAMES

2019-20 Oregon Ducks Oregon Combined Team Statistics (as of Feb 13, 2020) All games

RECORD:	OVERALL	HOME	AWAY	NEUTRAL
ALL GAMES	19-6	13-0	4-4	2-2
CONFERENCE	8-4	5-0	3-4	0-0
NON-CONFERENCE	11-2	8-0	1-0	2-2

					Total		3-Point		F-Throw		Rebounds													
##	Player	gp-gs	min	avg	fg-fga	fg%	3fg-fga	3fg%	ft-fa	ft%	off	def	tot	avg	pf	dq	a	to	blk	stl	pts	avg		
03	Payton Pritchard	25-25	909	36.4	167-365	.458	61-158	.386	87-111	.784	17	96	113	4.5	48	0	149	68	1	40	482	19.3		
05	Chris Duarte	25-25	755	30.2	121-281	.431	46-127	.362	61-76	.803	38	100	138	5.5	39	1	39	39	11	42	349	14.0		
00	Will Richardson	25-7	729	29.2	93-196	.474	28-61	.459	46-55	.836	28	57	85	3.4	54	2	58	36	5	34	260	10.4		
32	Anthony Mathis	25-18	582	23.3	63-149	.423	50-120	.417	21-26	.808	9	49	58	2.3	32	0	23	15	1	14	197	7.9		
10	Shakur Juiston	20-19	559	28.0	67-145	.462	5-29	.172	12-26	.462	41	91	132	6.6	52	2	36	40	11	21	151	7.6		
01	N'Faly Dante	9-0	130	14.4	25-40	.625	0-0	.000	6-14	.429	7	17	24	2.7	23	0	4	9	6	9	56	6.2		
13	Chandler Lawson	25-6	501	20.0	49-94	.521	0-0	.000	24-37	.649	34	70	104	4.2	40	0	28	21	10	18	122	4.9		
14	C.J. Walker	22-7	353	16.0	41-99	.414	9-26	.346	16-31	.516	18	40	58	2.6	54	2	7	21	11	10	107	4.9		
22	Addison Patterson	23-0	223	9.7	33-59	.559	7-20	.350	13-25	.520	7	17	24	1.0	38	1	7	23	1	7	86	3.7		
33	Francis Okoro	23-18	405	17.6	30-56	.536	0-0	.000	18-38	.474	40	63	103	4.5	58	2	6	18	17	7	78	3.4		
04	Eddy Ionescu	1-0	1	1.0	0-0	.000	0-0	.000	0-0	.000	0	0	0	0.0	0	0	1	0	0	0	0	0.0		
25	Luke Osborn	2-0	3	1.5	0-0	.000	0-0	.000	0-0	.000	0	0	0	0.0	1	0	0	1	0	0	0	0.0		
Team											35	24	59				13							
Total.....		25	5150		689-1484	.464	206-541	.381	304-439	.692	274	624	898	35.9	439	10	358	304	74	202	1888	75.5		
Opponents.....		25	5150		584-1461	.400	192-600	.320	321-431	.745	284	570	854	34.2	395	6	302	338	92	102	1681	67.2		

TEAM STATISTICS	ORE	OPP	Date	Opponent	Score	Att.
SCORING	1888	1681	11/05/19	FRESNO ST.	w 71-57	6779
Points per game	75.5	67.2	11/09/19	BOISE ST.	w 106-75	7260
Scoring margin	+8.3	-	11/12/19	vs Memphis	w 82-74	7296
FIELD GOALS-ATT	689-1484	584-1461	11/17/19	UT ARLINGTON	w 67-47	6017
Field goal pct	.464	.400	11/22/19	HOUSTON	w 78-66	8095
3 POINT FG-ATT	206-541	192-600	11/27/19	vs Seton Hall	w 71-69	1565
3-point FG pct	.381	.320	11/28/19	vs Gonzaga	Lot 72-73	1432
3-pt FG made per game	8.2	7.7	11/29/19	vs North Carolina	L 74-78	2110
FREE THROWS-ATT	304-439	321-431	12/07/19	HAWAII	w 89-64	6599
Free throw pct	.692	.745	12/14/19	at Michigan	Wot 71-70	12707
F-Throws made per game	12.2	12.8	12/18/19	MONTANA	w 81-48	5803
REBOUNDS	898	854	12/21/19	TEXAS SOUTHERN	w 84-78	6764
Rebounds per game	35.9	34.2	12/29/19	ALABAMA ST.	w 98-59	6771
Rebounding margin	+1.8	-	* 01/02/20	at Colorado	L 65-74	10770
ASSISTS	358	302	* 01/04/20	at Utah	w 69-64	13104
Assists per game	14.3	12.1	* 01/09/20	ARIZONA	Wot 74-73	10113
TURNOVERS	304	338	* 01/11/20	ARIZONA ST.	w 78-69	9213
Turnovers per game	12.2	13.5	* 01/16/20	at Washington St.	L 61-72	3082
Turnover margin	+1.4	-	* 01/18/20	at Washington	Wot 64-61	9268
Assist/turnover ratio	1.2	0.9	* 01/23/20	SOUTHERN CALIFORNIA	Wo2 79-70	7497
STEALS	202	102	* 01/26/20	UCLA	w 96-75	9309
Steals per game	8.1	4.1	* 01/30/20	at California	w 77-72	6117
BLOCKS	74	92	* 02/01/20	at Stanford	L 60-70	5523
Blocks per game	3.0	3.7	* 02/08/20	at Oregon St.	L 53-63	9301
ATTENDANCE	99495	82275	* 02/13/20	COLORADO	w 68-60	9275
Home games-Avg/Game	13-7653	8-8734				
Neutral site-Avg/Game	-	4-3101				

* = Conference game

Score by Periods	1st	2nd	OT	OT2	Totals
Oregon	890	951	35	12	1888
Opponents	784	863	31	3	1681

STATS - CONFERENCE GAMES

2019-20 Oregon Ducks
Oregon Combined Team Statistics (as of Feb 13, 2020)
Conference games only

RECORD:	OVERALL	HOME	AWAY	NEUTRAL
ALL GAMES	8-4	5-0	3-4	0-0
CONFERENCE	8-4	5-0	3-4	0-0
NON-CONFERENCE	0-0	0-0	0-0	0-0

##	Player	gp-gs	min	avg	Total		3-Point		F-Throw		Rebounds				pf	dq	a	to	blk	stl	pts	avg
					fg-fga	fg%	3fg-fga	3fg%	ft-fa	ft%	off	def	tot	avg								
03	Payton Pritchard	12-12	464	38.7	83-201	.413	34-90	.378	42-50	.840	13	44	57	4.8	27	0	68	31	1	17	242	20.2
05	Chris Duarte	12-12	408	34.0	64-153	.418	23-66	.348	38-47	.809	19	54	73	6.1	22	1	17	17	7	30	189	15.8
00	Will Richardson	12-7	379	31.6	45-100	.450	11-32	.344	25-32	.781	14	26	40	3.3	32	2	24	17	3	16	126	10.5
10	Shakur Juiston	12-11	341	28.4	36-73	.493	5-15	.333	4-8	.500	22	58	80	6.7	35	2	16	21	9	14	81	6.8
01	N'Faly Dante	6-0	83	13.8	15-23	.652	0-0	.000	2-6	.333	5	12	17	2.8	16	0	3	6	5	4	32	5.3
13	Chandler Lawson	12-6	253	21.1	25-51	.490	0-0	.000	9-16	.563	16	35	51	4.3	21	0	15	9	2	9	59	4.9
32	Anthony Mathis	12-5	250	20.8	16-54	.296	14-48	.292	11-13	.846	4	20	24	2.0	14	0	9	9	0	4	57	4.8
14	C.J. Walker	9-1	124	13.8	11-37	.297	3-10	.300	4-10	.400	5	15	20	2.2	24	0	3	9	0	4	29	3.2
22	Addison Patterson	10-0	55	5.5	7-10	.700	1-4	.250	1-5	.200	2	4	6	0.6	10	0	3	4	0	3	16	1.6
33	Francis Okoro	11-6	142	12.9	5-13	.385	0-0	.000	3-7	.429	9	13	22	2.0	30	2	1	10	7	2	13	1.2
25	Luke Osborn	1-0	1	1.0	0-0	.000	0-0	.000	0-0	.000	0	0	0	0.0	0	0	0	0	0	0	0	0.0
Team											19	7	26					8				
Total.....		12	2500		307-715	.429	91-265	.343	139-194	.716	128	288	416	34.7	231	7	159	141	34	103	844	70.3
Opponents.....		12	2500		280-673	.416	95-276	.344	168-228	.737	123	296	419	34.9	175	1	149	161	45	46	823	68.6

TEAM STATISTICS	ORE	OPP	Date	Opponent	Score	Att.
SCORING	844	823	* 01/02/20	at Colorado	L 65-74	10770
Points per game	70.3	68.6	* 01/04/20	at Utah	W 69-64	13104
Scoring margin	+1.8	-	* 01/09/20	ARIZONA	Wot 74-73	10113
FIELD GOALS-ATT	307-715	280-673	* 01/11/20	ARIZONA ST.	W 78-69	9213
Field goal pct	.429	.416	* 01/16/20	at Washington St.	L 61-72	3082
3 POINT FG-ATT	91-265	95-276	* 01/18/20	at Washington	Wot 64-61	9268
3-point FG pct	.343	.344	* 01/23/20	SOUTHERN CALIFORNIA	Wo2 79-70	7497
3-pt FG made per game	7.6	7.9	* 01/26/20	UCLA	W 96-75	9309
FREE THROWS-ATT	139-194	168-228	* 01/30/20	at California	W 77-72	6117
Free throw pct	.716	.737	* 02/01/20	at Stanford	L 60-70	5523
F-Throws made per game	11.6	14.0	* 02/08/20	at Oregon St.	L 53-63	9301
REBOUNDS	416	419	* 02/13/20	COLORADO	W 68-60	9275
Rebounds per game	34.7	34.9				
Rebounding margin	-0.2	-				
ASSISTS	159	149				
Assists per game	13.3	12.4				
TURNOVERS	141	161				
Turnovers per game	11.8	13.4				
Turnover margin	+1.7	-				
Assist/turnover ratio	1.1	0.9				
STEALS	103	46				
Steals per game	8.6	3.8				
BLOCKS	34	45				
Blocks per game	2.8	3.8				
ATTENDANCE	45407	57165				
Home games-Avg/Game	5-9081	7-8166				
Neutral site-Avg/Game	-	0-0				

* = Conference game

Score by Periods	1st	2nd	OT	OT2	Totals
Oregon	400	411	21	12	844
Opponents	376	427	17	3	823

STATS - LAST 5 GAMES

2019-20 Oregon Ducks
Oregon Combined Team Statistics (as of Feb 13, 2020)
Last 5 Games

RECORD:	OVERALL	HOME	AWAY	NEUTRAL
ALL GAMES	3-2	2-0	1-2	0-0
CONFERENCE	3-2	2-0	1-2	0-0
NON-CONFERENCE	0-0	0-0	0-0	0-0

##	Player	gp-gs	min	avg	Total		3-Point		F-Throw		Rebounds				pf	dq	a	to	blk	stl	pts	avg
					fg-fga	fg%	3fg-fga	3fg%	ft-fa	ft%	off	def	tot	avg								
03	Payton Pritchard	5-5	183	36.6	29-78	.372	11-35	.314	18-22	.818	6	21	27	5.4	11	0	33	13	0	6	87	17.4
05	Chris Duarte	5-5	161	32.2	26-63	.413	10-28	.357	14-15	.933	7	18	25	5.0	9	1	7	7	3	13	76	15.2
00	Will Richardson	5-5	154	30.8	26-45	.578	8-14	.571	14-17	.824	7	7	14	2.8	9	0	7	8	1	9	74	14.8
10	Shakur Juiston	5-5	147	29.4	16-30	.533	2-5	.400	1-3	.333	10	26	36	7.2	13	0	8	6	3	7	35	7.0
32	Anthony Mathis	5-0	102	20.4	10-24	.417	9-21	.429	4-5	.800	4	6	10	2.0	5	0	4	3	0	2	33	6.6
13	Chandler Lawson	5-5	103	20.6	7-17	.412	0-0	.000	4-7	.571	2	11	13	2.6	10	0	3	5	1	5	18	3.6
22	Addison Patterson	5-0	36	7.2	6-8	.750	1-3	.333	1-3	.333	2	2	4	0.8	4	0	2	2	0	3	14	2.8
14	C.J. Walker	5-0	60	12.0	4-18	.222	2-6	.333	3-4	.750	1	7	8	1.6	15	0	1	7	0	4	13	2.6
33	Francis Okoro	4-0	53	13.3	2-5	.400	0-0	.000	0-1	.000	5	4	9	2.3	11	1	0	4	0	2	4	1.0
25	Luke Osborn	1-0	1	1.0	0-0	.000	0-0	.000	0-0	.000	0	0	0	0.0	0	0	0	0	0	0	0	0.0
Team											6	3	9					6				
Total.....		5	1000		126-288	.438	43-112	.384	59-77	.766	50	105	155	31.0	87	2	65	61	8	51	354	70.8
Opponents.....		5	1000		119-265	.449	40-111	.360	62-78	.795	45	117	162	32.4	71	0	72	79	12	20	340	68.0

TEAM STATISTICS	ORE	OPP	Date	Opponent	Score	Att.
SCORING	354	340	* 01/26/20	UCLA	w 96-75	9309
Points per game	70.8	68.0	* 01/30/20	at California	w 77-72	6117
Scoring margin	+2.8	-	* 02/01/20	at Stanford	L 60-70	5523
FIELD GOALS-ATT	126-288	119-265	* 02/08/20	at Oregon St.	L 53-63	9301
Field goal pct	.438	.449	* 02/13/20	COLORADO	w 68-60	9275
3 POINT FG-ATT	43-112	40-111	* = Conference game			
3-point FG pct	.384	.360				
3-pt FG made per game	8.6	8.0				
FREE THROWS-ATT	59-77	62-78				
Free throw pct	.766	.795				
F-Throws made per game	11.8	12.4				
REBOUNDS	155	162				
Rebounds per game	31.0	32.4				
Rebounding margin	-1.4	-				
ASSISTS	65	72				
Assists per game	13.0	14.4				
TURNOVERS	61	79				
Turnovers per game	12.2	15.8				
Turnover margin	+3.6	-				
Assist/turnover ratio	1.1	0.9				
STEALS	51	20				
Steals per game	10.2	4.0				
BLOCKS	8	12				
Blocks per game	1.6	2.4				
ATTENDANCE	18584	20941				
Home games-Avg/Game	2-9292	3-6980				
Neutral site-Avg/Game	-	0-0				

Score by Periods	1st	2nd	Totals
Oregon	174	180	354
Opponents	149	191	340

STATS - EXTENDED SEASON BOX SCORE

2019-20 Oregon Ducks
Oregon Extended Season Box Score (as of Feb 13, 2020)
All games

RECORD:	OVERALL			HOME			AWAY			NEUTRAL																					
	19-6	8-4	11-2	13-0	5-0	8-0	4-4	3-4	1-0	2-2	0-0	2-2																			
ALL GAMES																															
CONFERENCE																															
NON-CONFERENCE																															
##	Player	Total			3-Point			F-Throw			Rebounds			blk/g	stl/g	pts	avg														
		gp	gs	min	avg	fg	fga	fg%	3fg	f3ga	3fg%	ft	fta					ft%	off	def	tot	avg	pf	dq	a	a/g	to	to/g	a/to	blk	
03	Payton Pritchard	25	25	909	36.4	167	365	.458	61	158	.386	87	111	.784	17	96	113	4.5	48	0	149	5.96	68	2.72	2.19	1	0.04	40	1.60	482	19.3
05	Chris Duarte	25	25	755	30.2	121	281	.431	46	127	.362	61	76	.803	38	100	138	5.5	39	1	39	1.56	39	1.56	1.00	11	0.44	42	1.68	349	14.0
00	Will Richardson	25	7	729	29.2	93	196	.474	28	61	.459	46	55	.836	28	57	85	3.4	54	2	58	2.32	36	1.44	1.61	5	0.20	34	1.36	260	10.4
32	Anthony Mathis	25	18	582	23.3	63	149	.423	50	120	.417	21	26	.808	9	49	58	2.3	32	0	23	0.92	15	0.60	1.53	1	0.04	14	0.56	197	7.9
10	Shakur Juiston	20	19	559	28.0	67	145	.462	5	29	.172	12	26	.462	41	91	132	6.6	52	2	36	1.80	40	2.00	0.90	11	0.55	21	1.05	151	7.6
01	N'Faly Dante	9	0	130	14.4	25	40	.625	0	0	.000	6	14	.429	7	17	24	2.7	23	0	4	0.44	9	1.00	0.44	6	0.67	9	1.00	56	6.2
13	Chandler Lawson	25	6	501	20.0	49	94	.521	0	0	.000	24	37	.649	34	70	104	4.2	40	0	28	1.12	21	0.84	1.33	10	0.40	18	0.72	122	4.9
14	C.J. Walker	22	7	353	16.0	41	99	.414	9	26	.346	16	31	.516	18	40	58	2.6	54	2	7	0.32	21	0.95	0.33	11	0.50	10	0.45	107	4.9
22	Addison Patterson	23	0	223	9.7	33	59	.559	7	20	.350	13	25	.520	7	17	24	1.0	38	1	7	0.30	23	1.00	0.30	1	0.04	7	0.30	86	3.7
33	Francis Okoro	23	18	405	17.6	30	56	.536	0	0	.000	18	38	.474	40	63	103	4.5	58	2	6	0.26	18	0.78	0.33	17	0.74	7	0.30	78	3.4
04	Eddy Ionescu	1	0	1	1.0	0	0	.000	0	0	.000	0	0	.000	0	0	0	0.0	0	0	1	1.00	0	0.00	99.00	0	0.00	0	0.00	0	0.0
25	Luke Osborn	2	0	3	1.5	0	0	.000	0	0	.000	0	0	.000	0	0	0	0.0	1	0	0	0.00	1	0.50	0.00	0	0.00	0	0.00	0	0.0
Total.....		25	5150	689	1484	.464	206	541	.381	304	439	.692	274	624	898	35.9	439	10	358	14.32	304	12.16	1.18	74	2.96	202	8.08	1888	75.5		
Opponents.....		25	5150	584	1461	.400	192	600	.320	321	431	.745	284	570	854	34.2	395	6	302	12.08	338	13.52	0.89	92	3.68	102	4.08	1681	67.2		

Score by Periods		1st	2nd	OT	OT2	Totals
Oregon		890	951	35	12	1888
Opponents		784	863	31	3	1681

STATS - GAME-BY-GAME COMPARISON

**2019-20 Oregon Ducks
Oregon Team Game-by-Game Comparison (as of Feb 13, 2020)
All games**

Opponent	1st	2nd	Score	Mar	Total FG	FG Pct	3-Pointers	3FG Pct	Free Throws	FT Pct	Rebounds	Assist	T/Over	Block	Steal	Fouls	
FRESNO ST.	38/27	33/30	71-57	+14	25-60/19-55	.417/.345	1-13/9-36	.077/.250	20-27/10-14	.741/.714	45/31	+14	11/14	13/17	2/7	8/5	12/19
BOISE ST.	48/30	58/45	106-75	+31	42-60/27-63	.700/.429	13-19/6-23	.684/.261	9-13/15-23	.692/.652	34/27	+7	27/14	12/13	2/1	9/5	23/13
Memphis	41/35	41/39	82-74	+8	29-60/26-69	.483/.377	9-23/4-23	.391/.174	15-27/18-22	.556/.818	39/41	(2)	16/16	18/13	2/2	7/7	21/21
UT ARLINGTON	37/28	30/19	67-47	+20	27-59/15-64	.458/.234	8-20/6-30	.400/.200	5-8/11-16	.625/.688	46/36	+10	10/7	10/6	5/2	4/3	16/8
HOUSTON	32/27	46/39	78-66	+12	26-48/27-65	.542/.415	10-21/2-20	.476/.100	16-21/10-12	.762/.833	26/38	(12)	17/9	11/9	2/3	4/3	16/20
Seton Hall	30/34	41/35	71-69	+2	25-53/24-59	.472/.407	5-15/14-27	.333/.519	16-28/7-9	.571/.778	39/28	+11	10/14	13/13	3/8	5/3	12/24
Gonzaga	37/43	29/23	72-73	(1)	27-80/24-62	.338/.387	8-28/9-28	.286/.321	10-14/16-20	.714/.800	45/50	(5)	10/10	6/13	6/4	9/3	18/14
North Carolina	41/46	33/32	74-78	(4)	25-70/26-62	.357/.419	12-30/6-23	.400/.261	12-20/20-21	.600/.952	39/47	(8)	13/12	7/13	4/12	8/4	18/18
HAWAII	34/34	55/30	89-64	+25	32-51/22-57	.627/.386	10-19/12-30	.526/.400	15-17/8-12	.882/.667	31/19	+12	20/14	12/13	2/0	5/4	16/16
Michigan	31/23	32/40	71-70	+1	27-53/25-61	.509/.410	8-16/9-21	.500/.429	9-13/11-14	.692/.786	32/32	-	6/14	16/11	3/3	6/4	15/12
MONTANA	37/24	44/24	81-48	+33	32-59/19-52	.542/.365	8-21/4-17	.381/.235	9-17/6-11	.529/.545	40/24	+16	19/9	15/20	2/2	12/6	10/17
TEXAS SOUTHERN	36/33	48/45	84-78	+6	26-50/29-64	.520/.453	10-25/10-29	.400/.345	22-27/10-13	.815/.769	31/31	-	12/13	19/16	1/2	9/5	16/22
ALABAMA ST.	48/24	50/35	98-59	+39	39-66/21-55	.591/.382	13-26/6-17	.500/.353	7-13/11-16	.538/.688	35/31	+4	28/7	11/20	6/1	13/4	15/16
Colorado	22/28	43/46	65-74	(9)	25-56/25-57	.446/.439	3-18/7-22	.167/.318	12-17/17-25	.706/.680	34/36	(2)	9/14	13/8	3/2	5/1	23/13
Utah	36/31	33/33	69-64	+5	30-66/21-59	.455/.356	6-17/9-30	.353/.300	3-4/13-20	.750/.650	41/36	+5	19/9	10/7	5/4	6/3	19/9
ARIZONA	34/36	32/30	74-73	+1	26-65/28-62	.400/.452	7-23/8-20	.304/.400	15-17/9-14	.882/.643	38/38	-	13/11	10/12	6/2	8/4	17/16
ARIZONA ST.	40/31	38/38	78-69	+9	26-54/23-59	.481/.390	12-29/9-29	.414/.310	14-23/14-16	.609/.875	37/28	+9	16/12	12/9	4/2	4/4	16/18
Washington St.	37/34	24/38	61-72	(11)	24-51/25-52	.471/.481	7-21/11-21	.333/.524	6-12/11-17	.500/.647	27/33	(6)	10/15	16/15	0/3	6/6	20/13
Washington	25/37	31/19	64-61	+3	23-67/18-57	.343/.316	7-28/5-24	.250/.208	11-19/20-30	.579/.667	43/44	(1)	12/6	8/13	3/11	9/5	24/13
SOUTHERN CALIFORNIA	32/30	30/32	79-70	+9	27-68/21-62	.397/.339	6-17/6-19	.353/.316	19-25/22-28	.760/.786	41/42	(1)	15/10	11/18	5/9	14/3	25/22
UCLA	48/26	48/49	96-75	+21	32-56/26-52	.571/.500	11-23/10-24	.478/.417	21-24/13-16	.875/.813	23/25	(2)	14/15	14/22	3/1	15/7	20/18
California	32/32	45/40	77-72	+5	27-52/23-47	.519/.489	10-18/9-18	.566/.500	13-18/17-23	.722/.739	27/27	-	14/13	14/14	3/1	7/2	19/18
Stanford	36/28	24/42	60-70	(10)	21-64/24-56	.328/.429	7-24/6-22	.292/.273	11-15/16-20	.733/.800	39/41	(2)	8/13	10/13	0/4	9/4	19/13
Oregon St.	32/28	21/35	53-63	(10)	22-55/23-51	.400/.451	7-23/5-18	.304/.278	2-4/12-13	.500/.923	31/31	-	15/17	13/12	1/3	8/6	17/7
COLORADO	26/35	42/25	68-60	+8	24-61/23-59	.393/.390	8-24/10-29	.333/.345	12-16/4-6	.750/.667	35/38	(3)	14/14	10/18	1/3	12/1	12/15

Note: Game totals are displayed in the format TEAM/OPPONENT for each category

STATS - POINTS-REBOUNDS-ASSISTS

2019-20 Oregon Ducks
Oregon Points-Rebounds-Assists (as of Feb 13, 2020)
All games

Opponent	Date	Score	00	01	03	04	05	10	13	14	22	25	32	33
FSU	11/05/19	71-57 W	RICHARDSO	DANTE,NFA	PRITCHARD,	IONESCU,ED	DUARTE,CH	JUJISTON,SH	LAWSON,CH	WALKER,CJ	PATTERSON,	OSBORN,LU	MATHIS,ANT	OKORO,FRA
				DNP	24-7-7	DNP	16-7-0	5-6-1	0-4-2	0-2-0	0-0-0	DNP	9-2-0	10-10-0
BOISE	11/09/19	106-75 W	7-1-3	DNP	19-6-7	DNP	7-5-7	16-3-9	8-9-0	2-2-0	17-4-0	DNP	30-2-1	DNP
vs MEM	11/12/19	82-74 W	10-2-6	DNP	14-4-6	DNP	7-2-0	17-10-3	8-4-0	0-0-0	7-2-1	DNP	12-3-0	7-9-0
UTA	11/17/19	67-47 W	9-5-2	DNP	24-8-3	DNP	7-7-2	5-3-0	4-2-0	0-8-0	9-3-0	DNP	6-3-2	3-6-1
HOU	11/22/19	78-66 W	11-5-2	DNP	16-2-5	DNP	8-3-4	6-6-3	4-1-1	2-3-0	1-1-0	DNP	18-0-1	12-4-1
vs SHU	11/27/19	71-69 W	2-4-1	DNP	16-0-6	DNP	11-5-0	12-9-0	7-4-1	12-5-1	3-1-0	DNP	6-5-1	2-4-0
vs GONZ	11/28/19	72-73 L	6-4-1	DNP	17-5-4	DNP	16-9-1	6-8-3	6-4-0	12-4-0	5-1-0	DNP	2-1-1	2-5-0
vs UNC	11/29/19	74-78 L	17-3-3	DNP	19-3-6	DNP	16-7-0	3-7-1	5-4-1	6-3-0	3-1-1	DNP	3-0-0	2-3-1
HAWAII	12/07/19	89-64 W	16-2-3	DNP	20-3-11	0-0-1	5-4-0	DNP	6-5-2	18-2-1	10-1-0	0-0-0	11-6-1	3-7-1
at MICH	12/14/19	71-70 W	7-4-1	DNP	23-3-4	DNP	11-6-0	DNP	0-6-1	7-2-0	0-0-0	DNP	19-4-0	4-4-0
MONT	12/18/19	81-48 W	14-3-4	11-2-1	14-5-7	DNP	12-2-2	DNP	5-1-0	6-3-2	1-2-0	DNP	6-4-3	12-17-0
TSU	12/21/19	84-78 W	18-4-2	6-4-0	29-5-6	DNP	13-3-0	DNP	2-1-2	9-2-0	2-0-0	DNP	3-2-1	2-7-1
AS	12/29/19	98-59 W	10-3-5	7-1-0	5-5-9	DNP	31-5-6	DNP	8-8-3	4-2-0	12-2-2	DNP	15-2-3	6-5-0
at CU	01/02/20	65-74 L	8-4-1	5-3-0	21-6-3	DNP	10-5-0	8-4-0	4-3-5	2-5-0	0-1-0	DNP	7-2-0	0-0-0
at UTAH	01/04/20	69-64 W	14-6-5	6-2-1	19-4-5	DNP	14-7-3	7-6-3	8-8-0	DNP	DNP	DNP	0-2-1	1-4-1
UA	01/09/20	74-73 W	21-5-4	10-5-0	18-7-6	DNP	17-8-2	0-4-0	1-3-1	DNP	0-0-0	DNP	3-1-0	4-4-0
ASU	01/11/20	78-69 W	4-2-2	5-6-2	29-3-6	DNP	20-6-1	11-9-3	1-5-2	DNP	0-0-0	DNP	8-2-0	0-1-0
at WSU	01/16/20	61-72 L	4-3-1	6-1-0	22-5-5	DNP	15-5-0	7-7-1	2-2-0	1-3-1	0-0-0	DNP	4-1-2	0-0-0
at UW	01/18/20	64-61 W	1-4-0	0-0-0	22-3-3	DNP	7-6-4	8-9-1	16-12-3	6-2-1	DNP	DNP	2-2-0	2-1-0
USC	01/23/20	79-70 W	0-2-4	DNP	24-2-7	DNP	30-11-0	5-5-0	9-5-1	7-2-0	2-1-1	DNP	0-4-2	2-3-0
UCLA	01/26/20	96-75 W	16-1-0	DNP	19-5-6	DNP	24-6-5	11-5-3	6-1-0	2-0-0	8-1-0	0-0-0	8-2-0	2-1-0
at CAL	01/30/20	77-72 W	15-3-4	DNP	21-4-8	DNP	19-4-1	9-7-1	2-2-0	5-2-0	0-1-0	DNP	6-0-0	0-2-0
at STAN	02/01/20	60-70 L	17-1-1	DNP	16-3-4	DNP	14-8-0	4-7-1	0-4-1	0-2-0	0-1-0	DNP	7-5-1	2-5-0
at OSU	02/08/20	53-63 L	5-0-1	DNP	16-4-9	DNP	11-4-0	5-10-2	7-5-1	3-2-1	0-0-0	DNP	6-3-1	DNP
CU	02/13/20	68-60 W	21-9-1	DNP	15-11-6	DNP	8-3-1	6-7-1	3-1-1	3-2-0	6-1-2	DNP	6-0-2	0-1-0

STATISTICS

SPECIALTY STATISTICS

	OPPONENT	POINTS IN THE PAINT		POINTS OFF TO		2ND CHANCE POINTS		FASK BREAK POINTS		BENCH POINTS	
		DUCKS	OPP	DUCKS	OPP	DUCKS	OPP	DUCKS	OPP	DUCKS	OPP
11/05	FRESNO STATE	40	16	13	18	14	8	20	11	7	25
11/09	BOISE STATE	52	38	13	16	4	7	21	24	32	4
11/12	vs. Memphis	40	40	9	27	15	22	4	6	25	22
11/17	TEXAS-ARLINGTON	28	12	5	9	9	9	13	1	22	22
11/22	HOUSTON	26	30	7	11	4	21	22	9	18	32
11/27	vs. Seton Hall	38	14	14	20	17	11	4	7	24	16
11/28	vs. Gonzaga	32	22	12	7	14	10	4	8	29	20
11/29	vs. North Carolina	22	34	14	9	21	19	10	12	31	14
12/07	HAWAII	36	20	13	17	9	13	24	5	32	20
12/14	at Michigan	28	24	8	10	6	10	7	9	7	22
12/18	MONTANA	46	24	26	12	11	0	20	8	31	12
12/21	TEXAS SOUTHERN	28	22	18	21	13	10	17	11	28	36
12/29	ALABAMA STATE	44	28	32	9	17	14	19	13	37	31
01/02	at Colorado	44	34	6	13	4	4	17	20	25	18
01/04	at Utah	42	22	10	18	16	11	16	10	28	13
01/09	ARIZONA	36	30	10	12	7	7	10	11	32	14
01/11	ARIZONA STATE	26	18	9	9	7	8	12	13	10	24
01/16	at Washington State	32	22	20	20	3	12	18	4	13	14
01/18	at Washington	32	26	10	12	24	12	2	0	24	20
01/23	USC	40	26	23	14	14	12	16	7	11	13
01/26	UCLA	42	26	34	18	9	8	26	19	20	33
01/30	at California	32	22	15	16	4	4	13	10	11	4
02/01	at Stanford	26	36	13	8	10	10	10	4	9	17
02/08	at Oregon State	28	34	6	14	4	13	9	7	9	7
02/13	COLORADO	28	20	16	5	20	14	16	8	15	9
02/16	UTAH										
02/20	at Arizona State										
02/22	at Arizona										
02/27	OREGON STATE										
03/05	CALIFORNIA										
03/07	STANFORD										
03/11-14	Pac-12 Tournament										

STATS - RECENT BOX SCORES

Official Basketball Box Score -- Game Totals -- Final Statistics
Colorado vs Oregon
02/13/20 6:00 pm at Eugene, Ore.
Colorado 60 • 19-6,8-4 Pac-12

#	Player	Total		3-Ptr		Rebounds		PF	TP	A	TO	Blk	Stl	Min	Deadball Rebounds
		FG-FGA	FG-FGA	FT-FTA	Off Def Tot	PF	TP								
21	Evan Battey	f	6-10	0-0	2-3	5	6	11	2	14	1	1	0	0	30
00	Shane Gatling	g	4-14	3-10	0-0	2	1	3	4	11	0	1	0	0	32
01	Tyler Bey	g	2-6	0-0	0-0	1	7	8	3	4	0	3	1	0	27
05	D'Shawn Schwartz	g	5-8	3-5	1-1	1	4	5	2	14	3	1	0	0	32
25	McKinley Wright	g	3-10	1-4	1-2	1	3	4	1	8	5	3	1	1	36
02	Daylen Kountz	g	0-1	0-1	0-0	0	0	0	0	0	0	0	0	0	2
03	Maddox Daniels	g	0-0	0-0	0-0	0	0	0	1	0	0	3	0	0	5
23	Lucas Siewert	g	3-7	3-7	0-0	1	1	2	2	9	4	2	0	0	21
24	Eli Parquet	g	0-3	0-2	0-0	0	0	0	0	0	1	2	1	0	12
35	Dallas Walton	g	0-0	0-0	0-0	0	1	1	0	0	0	0	0	0	3
Team					2	2	4			2					
Totals			23-59	10-29	4-6	13	25	38	15	60	14	18	3	1	200
FG % 1st Half: 14-29		48.3%	2nd half: 9-30	30.0%	Game: 23-59	39.0%									
3FG % 1st Half: 6-15		40.0%	2nd half: 4-14	28.6%	Game: 10-29	34.5%									
FT % 1st Half: 1-2		50.0%	2nd half: 3-4	75.0%	Game: 4-6	66.7%									

Oregon 68 • 19-6,8-4 Pac-12

#	Player	Total		3-Ptr		Rebounds		PF	TP	A	TO	Blk	Stl	Min	Deadball Rebounds
		FG-FGA	FG-FGA	FT-FTA	Off Def Tot	PF	TP								
10	Shakur Juiston	f	3-9	0-2	0-0	1	6	7	0	6	1	0	1	0	32
13	Chandler Lawson	f	1-2	0-0	1-1	0	1	1	1	3	1	1	0	2	17
00	Will Richardson	g	7-15	3-5	4-4	5	4	9	0	21	1	1	0	2	36
03	Payton Pritchard	g	5-13	2-5	3-4	4	7	11	1	15	6	3	0	2	39
05	Chris Duarte	g	3-10	1-6	1-2	0	3	3	5	8	1	1	0	2	29
14	C.J. Walker	g	0-3	0-1	3-4	0	2	2	2	3	0	2	0	1	15
22	Addison Patterson	g	3-4	0-1	0-1	0	1	1	1	6	2	0	0	3	12
32	Anthony Mathis	g	2-4	2-4	0-0	0	0	0	2	6	2	1	0	0	14
33	Francis Okoro	g	0-1	0-0	0-0	1	0	1	0	0	1	0	0	0	6
Team					0	0	0								
Totals			24-61	8-24	12-16	12	23	35	12	68	14	10	1	12	200
FG % 1st Half: 10-31		32.3%	2nd half: 14-30	46.7%	Game: 24-61	39.3%									
3FG % 1st Half: 3-12		25.0%	2nd half: 5-12	41.7%	Game: 8-24	33.3%									
FT % 1st Half: 3-4		75.0%	2nd half: 9-12	75.0%	Game: 12-16	75.0%									

Officials: Shawn Lehigh,Deron White,Tony Padilla

Technical fouls: Colorado-None. Oregon-None.

Attendance: 9275

2019-20 Men's Basketball. Round: 0. Colorado vs Oregon. Played at Matthew Knig

Score by periods	1st	2nd	Total
Colorado	35	25	60
Oregon	26	42	68

Points	In Paint	Off T/O	2nd Chance	Fast Break	Bench
CU	20	5	14	8	9
ORE	28	16	20	16	15

 Last FG - CU 2nd-01:24, ORE 2nd-01:48.
 Largest lead - CU by 14 1st-03:48, ORE by 8 2nd-00:17.
 CU led for 24:12. ORE led for 14:05. Game was tied for 01:43.

 Score tied - 3 times.
 Lead changed - 2 times.

Official Basketball Box Score -- Game Totals -- Final Statistics
Oregon vs Oregon St.
02/08/20 7:30 pm at Corvallis, OR
Oregon 53 • 18-6,7-4 Pac-12

#	Player	Total		3-Ptr		Rebounds		PF	TP	A	TO	Blk	Stl	Min	Deadball Rebounds
		FG-FGA	FG-FGA	FT-FTA	Off Def Tot	PF	TP								
10	Shakur Juiston	f	2-6	1-2	0-0	3	7	10	4	5	2	1	0	0	34
13	Chandler Lawson	f	3-5	0-0	1-2	1	4	5	1	7	1	0	0	2	23
00	Will Richardson	g	2-4	1-2	0-0	0	0	0	1	5	1	3	0	0	28
03	Payton Pritchard	g	7-21	1-8	1-2	0	4	4	3	16	9	2	0	2	38
05	Chris Duarte	g	5-10	1-3	0-0	1	3	4	3	11	0	2	1	2	37
14	C.J. Walker	g	1-3	1-2	0-0	1	1	2	4	3	1	2	0	2	15
22	Addison Patterson	g	0-0	0-0	0-0	0	0	0	0	0	0	0	0	0	2
32	Anthony Mathis	g	2-6	2-6	0-0	1	2	3	1	6	1	1	0	0	23
Team					1	2	3			2					
Totals			22-55	7-23	2-4	8	23	31	17	53	15	13	1	8	200
FG % 1st Half: 13-26		50.0%	2nd half: 9-29	31.0%	Game: 22-55	40.0%									
3FG % 1st Half: 5-12		41.7%	2nd half: 2-11	18.2%	Game: 7-23	30.4%									
FT % 1st Half: 1-2		50.0%	2nd half: 1-2	50.0%	Game: 2-4	50.0%									

Oregon St. 63 • 14-9,4-7 Pac-12

#	Player	Total		3-Ptr		Rebounds		PF	TP	A	TO	Blk	Stl	Min	Deadball Rebounds
		FG-FGA	FG-FGA	FT-FTA	Off Def Tot	PF	TP								
03	Tres Tinkle	f	4-13	0-4	5-6	2	4	6	2	13	5	4	1	3	30
04	Alfred Hollins	f	1-2	1-2	0-0	0	2	2	2	3	1	1	0	2	27
24	Kylor Kelley	f	7-9	0-0	0-0	2	5	7	0	14	2	0	2	0	35
05	Ethan Thompson	g	5-12	1-4	4-4	0	4	4	0	15	4	3	0	0	35
11	Zach Reichle	g	4-9	3-5	0-0	0	6	6	0	11	4	2	0	1	37
00	Gianni Hunt	g	0-1	0-1	0-0	0	1	1	0	0	1	0	0	0	5
01	Sean Miller-Moore	g	2-3	0-0	0-0	1	2	3	3	4	0	1	0	0	13
02	Jarod Lucas	g	0-2	0-2	3-3	1	0	1	0	3	0	0	0	0	13
12	Roman Silva	g	0-0	0-0	0-0	0	0	0	0	0	0	0	0	0	5
Team					0	1	1			1					
Totals			23-51	5-18	12-13	6	25	31	7	63	17	12	3	6	200
FG % 1st Half: 11-29		37.9%	2nd half: 12-22	54.5%	Game: 23-51	45.1%									
3FG % 1st Half: 3-12		25.0%	2nd half: 2-6	33.3%	Game: 5-18	27.8%									
FT % 1st Half: 3-3		100.0	2nd half: 9-10	90.0%	Game: 12-13	92.3%									

Officials: Tommy Nunez,Olandis Poole,Gregory Nixon

Technical fouls: Oregon-None. Oregon St.-None.

Attendance: 9301

2019-20 Men's Basketball. Round: 0. Oregon vs Oregon St.. Played at Gill Collis

Score by periods	1st	2nd	Total
Oregon	32	21	53
Oregon St.	28	35	63

Points	In Paint	Off T/O	2nd Chance	Fast Break	Bench
ORE	28	6	4	9	9
OSU	34	14	13	7	7

 Last FG - ORE 2nd-00:15, OSU 2nd-00:03.
 Largest lead - ORE by 10 2nd-17:21, OSU by 10 2nd-00:03.
 ORE led for 15:09. OSU led for 16:55. Game was tied for 07:56.

 Score tied - 9 times.
 Lead changed - 12 times.

Official Basketball Box Score -- Game Totals -- Final Statistics
Oregon vs Stanford
02/01/20 3:00 pm at Stanford, CA
Oregon 60 • 18-5,7-3 Pac-12

#	Player		Total		3-Ptr		Rebounds			PF	TP	A	TO	Blk	Stl	Min
			FG-FGA	FG-FGA	FT-FTA	Off	Def	Tot								
10	Shakur Juiston	f	2-2	0-0	0-0	3	4	7	4	4	1	1	0	1	27	
13	Chandler Lawson	f	0-3	0-0	0-0	1	3	4	1	0	1	1	0	0	15	
00	Will Richardson	g	6-8	1-2	4-5	0	1	1	1	17	1	2	0	3	29	
03	Payton Pritchard	g	5-21	3-10	3-4	0	3	3	3	16	4	2	0	0	39	
05	Chris Duarte	g	5-21	2-9	2-2	4	4	8	1	14	0	1	0	1	34	
14	C.J. Walker		0-4	0-1	0-0	0	2	2	3	0	0	1	0	0	10	
22	Addison Patterson		0-0	0-0	0-0	0	1	1	1	0	0	1	0	0	2	
32	Anthony Mathis		2-4	1-2	2-3	1	4	5	1	7	1	0	0	2	24	
33	Francis Okoro		1-1	0-0	0-1	3	2	5	4	2	0	0	0	2	20	
Team						2	1	3				1				
Totals				21-64	7-24	11-15	14	25	39	19	60	8	10	0	9	200
FG % 1st Half: 15-34			44.1%	2nd half: 6-30			20.0%	Game: 21-64			32.8%	Deadball Rebounds 1,1				
3FG % 1st Half: 4-11			36.4%	2nd half: 3-13			23.1%	Game: 7-24			29.2%					
FT % 1st Half: 2-2			100.0	2nd half: 9-13			69.2%	Game: 11-15			73.3%					

PHOTO ROSTER



DANA ALTMAN
HEAD COACH



TONY STUBBLEFIELD
ASSISTANT COACH




KEVIN MCKENNA
ASSISTANT COACH




MIKE MENNENGA
ASSISTANT COACH



JOSH JAMIESON
DIRECTOR OF OPERATIONS



WILL RICHARDSON
#0 | SO. | G



N'FALY DANTE
#1 | FR. | C



EUGENE OMORUYI
#2 | SR. | F



PAYTON PRITCHARD
#3 | SR. | G



EDDY IONESCU
#4 | R-JR. | G



CHRIS DUARTE
#5 | JR. | G



SHAKUR JUISTON
#10 | R-SR. | F




CHANDLER LAWSON
#13 | FR. | F



C.J. WALKER
#14 | FR. | F



LÖK WUR
#15 | FR. | F




ADDISON PATTERSON
#22 | FR. | G




LUKE OSBORN
#25 | R-JR. | G



ANTHONY MATHIS
#32 | R-SR. | G



FRANCIS OKORO
#33 | SO. | F



ERIC WILLIAMS JR.
#50 | JR. | F