

# 2019 OREGON VOLLEYBALL



# RECORD BOOK



## 2019 SCHEDULE

Date	Opponent	Time (PT)
<b>Aug. 30</b>	<b>UC IRVINE \$</b>	<b>7 PM</b>
<b>Aug. 31</b>	<b>BOSTON COLLEGE \$</b>	<b>5 PM</b>
Sept. 11	at Pittsburgh	5 PM
Sept. 13	vs. Minnesota #	3 PM
Sept. 14	at Penn State #	5 PM
Sept. 17	at Princeton	4 PM
Sept. 19	vs. St. John's %	4 PM
Sept. 20	vs. Duke %	10 AM
Sept. 20	at Hofstra %	4 PM
Sept. 26	at Oregon State * (P12N)	5:30 PM
<b>Sept. 29</b>	<b>UTAH *</b>	<b>12 PM</b>
<b>Oct. 4</b>	<b>STANFORD * (ESPN2)</b>	<b>7 PM</b>
<b>Oct. 6</b>	<b>CALIFORNIA *</b>	<b>1 PM</b>
Oct. 11	at Washington State * (P12N)	6 PM
Oct. 13	at Washington * (P12N)	2 PM
<b>Oct. 18</b>	<b>USC * (P12N)</b>	<b>6 PM</b>
<b>Oct. 20</b>	<b>UCLA * (P12N)</b>	<b>2 PM</b>
Oct. 25	at Arizona State * (P12N)	7 PM
Oct. 27	at Arizona * (P12N)	12 PM
Nov. 1	at California * (P12N)	7 PM
Nov. 3	at Stanford * (P12N)	2 PM
<b>Nov. 7</b>	<b>WASHINGTON * (P12N)</b>	<b>TBD</b>
<b>Nov. 10</b>	<b>WASHINGTON STATE * (P12N)</b>	<b>TBD</b>
<b>Nov. 15</b>	<b>ARIZONA * (P12N)</b>	<b>TBD</b>
<b>Nov. 17</b>	<b>ARIZONA STATE *</b>	<b>1 PM</b>
Nov. 22	at UCLA * (P12N)	TBD
Nov. 24	at USC * (P12N)	TBD
Nov. 27	at Colorado * (P12N)	TBD
<b>Nov. 29</b>	<b>OREGON STATE * (P12N)</b>	<b>TBD</b>

Home matches in **BOLD CAPS** at Matthew Knight Arena  
 \$ Oregon Classic at Matthew Knight Arena  
 # Pac-12/Big Ten Challenge in University Park, Pa.  
 % Hofstra Invitational in Hempstead, N.Y.  
 \* Pac-12 Conference match

## TABLE OF CONTENTS

2.....Schedule / Quick Facts / Table of Contents  
 3.....2019 Roster  
 4.....2019 Photo Roster  
 5.....Head Coach Matt Ulmer

**2019 Preview / 2018 In Review**  
 7.....2019 Preview Notes / 2018 Pac-12 Standings  
 8.....2018 Recap Notes / 2018 Awards  
 9.....The Last Time / AVCA Top-25 Poll  
 10.....2018 Double-Doubles / By The Numbers  
 11-16.....2018 Statistics

**History and Records**  
 18-20.....Individual Records  
 21.....Records Breakdown  
 22-23.....Team Leaders By Year  
 24-25.....Team Statistics By Year  
 26.....Team Season Top-10 Lists  
 27.....Postseason History and Results  
 28.....All-Americans / Awards and Honors  
 29-31.....Volleyball Honors By Year  
 32.....Year-By-Year Coaching Results  
 33-34.....All-Time AVCA National Rankings  
 35-37.....All-Time Results Vs. Ranked Teams  
 38-49.....All-Time Results  
 50.....All-Time Records Vs. Opponents  
 51-58.....All-Time Opponent Series Results  
 59.....All-Time Letterwinners

## 2019 OREGON VOLLEYBALL QUICK FACTS

### UNIVERSITY OF OREGON FACTS

Founded / Enrollment..... 1876 / 23,000  
 Nickname / Colors..... Ducks / Green (PMS 5535C) & Yellow (Yellow C)  
 Arena (Capacity)..... Matthew Knight Arena (12,541)  
 Conference..... Pac-12  
 President ..... Michael H. Schill  
 Athletics Director / Senior Women's Administrator..... Rob Mullens / Lisa Peterson  
 Athletics Department Phone (TTY)..... 541-346-4481 (541-346-1021)  
 Ticket Office Phone..... 1-800-WEBFOOT (541-346-4461)  
 Website..... www.GoDucks.com

### ATHLETIC COMMUNICATIONS

Volleyball Contact..... Nate Krueger (nkrueger@uoregon.edu)  
 Office / Mobile Phone..... 541-346-5475 / 253-569-9468  
 Address..... 2727 Leo Harris Parkway, Eugene, OR 97401

### OREGON VOLLEYBALL HISTORY

First Season / Postseason Appearances..... 1968 / 24  
 All-Time Overall / Conference Record (since 1973)..... 870-742-19 / 313-467  
 Conference Championships ..... 1 (1973)

### 2019 TEAM INFORMATION

Head Coach..... Matt Ulmer (3rd Season, Carthage '07)  
 Career Record as HC / at Oregon..... 41-23, 3rd Season / 41-23, 3rd Season  
 Assistant Coaches: ..... Erika Dillard (2nd Season), Dave Butler (3rd Season)  
 Volunteer Assistant Coach ..... Ron Beick (5th Season)  
 Director of Operations..... Jessica Kirby (4th Season)  
 2018 Overall / Pac-12 Record / NCAA..... 23-11 / 13-7 (T2nd) / NCAA Regional Final  
 Final 2018 AVCA National Ranking / Highest 2018 Ranking..... 9th / 9th  
 Starters Returning / Lost: ..... 3 + Libero / 3  
 Letterwinners Returning / Lost: ..... 3 + Libero / 7  
 Redshirts Returning / Lost:..... 2 / 1  
 Transfer / Freshman Newcomers ..... 1 / 7

### RETURNING STARTERS/LETTERWINNERS

No.	Name	Pos.	Ht.	Yr.	2018 Notable
4	Willow Johnson	RS	6-3	Sr.	All-America HM, 2.76 k/s, .312
5	Brooke Nuneviller	OH/L	5-11	So.	All-America HM, 580 digs, 4.92 d/s, 32 sa
7	Ronika Stone	MB	6-2	Sr.	All-America 2nd Team, 3.02 k/s, .342, 1.19 b/s
17	Taylor Borup	OH	6-4	Sr.	60 sp, 2.27 k/s, 2.08 d/s, 0.43 b/s

### RETURNING REDSHIRTS

No.	Name	Pos.	Ht.	Yr.	Hometown/Previous School
21	Kylie Robinson	S	5-10	RFr.	Upland, Calif./Claremont HS
42	Karson Bacon	MB	6-4	RFr.	Fontana, Calif./Rancho Cucamonga HS

### NEWCOMERS

No.	Name	Pos.	Ht.	Yr.	Hometown/Previous School
1	Elise Ferreira	S	5-10	Fr.	Bakersfield, Calif./Liberty HS
2	Bea Wetton	DS	5-9	Fr.	Hillsboro, Ore./Liberty HS
6	Abby Hansen	MB	6-5	RFr.	Phoenix, Ariz./Desert Vista HS/USC
8	Taylor Williams	OH	6-3	Fr.	Eugene, Ore./Churchill HS
10	Georgia Murphy	L	5-6	Fr.	The Woodlands, Texas/The Woodlands HS
13	Morgan Lewis	MB/RS	6-3	Fr.	Carlsbad, Calif./La Costa Canyon HS
15	Alex Laita	OH	6-2	Fr.	Pacific Palisades, Calif./Palisades Charter
16	Jade Sadeiko	OH	6-1	Fr.	Sarevere, Estonia/Jaan Poska HS

## ROSTER BREAKDOWN

### BY CLASS

#### Seniors (3)

Taylor Borup, Willow Johnson, Ronika Stone

#### Sophomores (1)

Brooke Nuneviller

#### Redshirt Freshmen (3)

Karson Bacon, Abby Hansen,

Kylie Robinson

#### Freshmen (7)

Elise Ferreira, Alex Laita, Morgan Lewis,

Georgia Murphy, Jade Sadeiko,

Bea Wetton, Taylor Williams

### BY POSITION

#### Setters (2)

Elise Ferreira, Kylie Robinson

#### Outside Hitters (5)

Taylor Borup, Alex Laita, Brooke Nuneviller,

Jade Sadeiko, Taylor Williams

#### Right-Side Hitters (1)

Willow Johnson

#### Middle Blockers (4)

Karson Bacon, Abby Hansen,

Morgan Lewis, Ronika Stone

#### Liberos/Defensive Specialists (2)

Georgia Murphy, Bea Wetton

### BY HOME STATE

California (6), Arizona (3), Oregon (2),

Texas (1), Virginia (1), International (1)

### PRONUNCIATION GUIDE

**Taylor Borup** (Bore-up)

**Elise Ferreira** (Fuh-rare-uh)

**Alex Laita** (Lay-tuh)

**Brooke Nuneviller** (None-uh-vill-er)

**Jade Sadeiko** (Ya-day Suh-day-co)

**Ronika Stone** (Ron-ick-uh)

**Bea Wetton** (Bee)

### RETURNING 2018 AVCA ALL-AMERICA (3)

MB Ronika Stone (2nd)

RS Willow Johnson (HM)

OH/L Brooke Nuneviller (HM)

### RETURNING 2018 AVCA ALL-REGION (3)

MB Ronika Stone

RS Willow Johnson (HM)

OH/L Brooke Nuneviller (HM)\*

\* 2018 AVCA Pacific North Freshman of the Year

### RETURNING 2018 ALL-PAC-12 (3)

MB Ronika Stone

RS Willow Johnson (HM)

OH/L Brooke Nuneviller (HM)\*

\* 2018 Pac-12 All-Freshman

## 2019 NUMERICAL ROSTER

No.	Name	Pos.	HT	CL	Hometown (Previous School(s))
1	Elise Ferreira	S	5-10	Fr.	Bakersfield, Calif. (Liberty HS)
2	Bea Wetton	DS	5-9	Fr.	Hillsboro, Ore. (Liberty HS)
4	Willow Johnson	RS	6-3	Sr.	Paradise Valley, Ariz. (Notre Dame Prep)
5	Brooke Nuneviller	OH/L	5-11	So.	Chandler, Ariz. (Corona Del Sol)
6	Abby Hansen	MB	6-5	RFr.	Phoenix, Ariz. (Desert Vista HS/USC)
7	Ronika Stone	MB	6-2	Sr.	San Jose, Calif. (Valley Christian HS)
8	Taylor Williams	OH	6-3	Fr.	Eugene, Ore. (Churchill HS)
10	Georgia Murphy	L	5-6	Fr.	The Woodlands, Texas (The Woodlands HS)
13	Morgan Lewis	MB/RS	6-3	Fr.	Carlsbad, Calif. (La Costa Canyon HS)
15	Alex Laita	OH	6-2	Fr.	Pacific Palisades, Calif. (Palisades Charter)
16	Jade Sadeiko	OH	6-1	Fr.	Sarevere, Estonia (Jaana Poska HS)
17	Taylor Borup	OH	6-4	Sr.	Leesburg, Va. (Loudon County/North Carolina)
21	Kylie Robinson	S	5-10	RFr.	Upland, Calif. (Claremont HS)
42	Karson Bacon	MB	6-4	RFr.	Fontana, Calif. (Rancho Cucamonga HS)

## 2019 ALPHABETICAL ROSTER

No.	Name	Pos.	HT	CL	Hometown (Previous School(s))
42	Karson Bacon	MB	6-4	RFr.	Fontana, Calif. (Rancho Cucamonga HS)
17	Taylor Borup	OH	6-4	Sr.	Leesburg, Va. (Loudon County/North Carolina)
1	Elise Ferreira	S	5-10	Fr.	Bakersfield, Calif. (Liberty HS)
6	Abby Hansen	MB	6-5	RFr.	Phoenix, Ariz. (Desert Vista HS/USC)
4	Willow Johnson	RS	6-3	Sr.	Paradise Valley, Ariz. (Notre Dame Prep)
15	Alex Laita	OH	6-2	Fr.	Pacific Palisades, Calif. (Palisades Charter)
13	Morgan Lewis	MB/RS	6-3	Fr.	Carlsbad, Calif. (La Costa Canyon HS)
10	Georgia Murphy	L	5-6	Fr.	The Woodlands, Texas (The Woodlands HS)
5	Brooke Nuneviller	OH/L	5-11	So.	Chandler, Ariz. (Corona Del Sol)
21	Kylie Robinson	S	5-10	RFr.	Upland, Calif. (Claremont HS)
16	Jade Sadeiko	OH	6-1	Fr.	Sarevere, Estonia (Jaana Poska HS)
7	Ronika Stone	MB	6-2	Sr.	San Jose, Calif. (Valley Christian HS)
2	Bea Wetton	DS	5-9	Fr.	Hillsboro, Ore. (Liberty HS)
8	Taylor Williams	OH	6-3	Fr.	Eugene, Ore. (Churchill HS)

## 2019 VOLLEYBALL COACHING AND SUPPORT STAFF

Name	Position	Experience	Alma Mater
Matt Ulmer	Head Coach	Third Season	Carthage College, 2006
Erika Dillard	Assistant Coach	Second Season	Long Beach State, 2006
Dave Butler	Assistant Coach	Third Season	Western Illinois, 2009
Ron Beick	Volunteer Assistant Coach	Fifth Season	UC San Diego, 1978
Jessica Kirby	Director of Operations	Fourth Season	Montana, 2014
Erica Kendrick	Athletic Trainer	Fourth Season	Florida State, 2012
Jim Radcliffe	Strength and Conditioning	34th Season	Pacific, 1980



## 2019 PHOTO ROSTER



**#1 ELISE FERREIRA**  
FR. | S | 5-10  
Bakersfield, Calif.



**#2 BEA WETTON**  
FR. | DS | 5-9  
Hillsboro, Ore.



**#4 WILLOW JOHNSON**  
SR. | RS | 6-2  
Paradise Valley, Ariz.



**#5 BROOKE NUNEVILLER**  
SO. | OH/L | 5-11  
Chandler, Ariz.



**#6 ABBY HANSEN**  
RFR. | MB | 6-5  
Phoenix, Ariz.



**#7 RONIKA STONE**  
SR. | MB | 6-2  
San Jose, Calif.



**#8 TAYLOR WILLIAMS**  
FR. | OH | 6-3  
Eugene, Ore.



**#10 GEORGIA MURPHY**  
FR. | L | 5-6  
The Woodlands, Texas



**#13 MORGAN LEWIS**  
FR. | MB/RS | 6-3  
Carlsbad, Calif.



**#15 ALEX LAITA**  
FR. | OH | 6-2  
Pacific Palisades, Calif.



**#16 JADE SADEIKO**  
FR. | OH | 6-3  
Saravere, Estonia



**#17 TAYLOR BORUP**  
SR. | OH | 6-4  
Leesburg, Va.



**#21 KYLIE ROBINSON**  
RFR. | S | 5-10  
Upland, Calif.



**#42 KARSON BACON**  
RFR. | MB | 6-4  
Fontana, Calif.



**MATT ULMER**  
Head Coach



**ERIKA DILLARD**  
Assistant Coach



**DAVE BUTLER**  
Assistant Coach



**RON BEICK**  
Volunteer Assistant Coach



**JESSICA KIRBY**  
Director of Operations



**ERICA KENDRICK**  
Athletic Trainer



**JIM RADCLIFFE**  
Strength & Conditioning Coach



**SAM BERMAN**  
Manager



**KACEY JOHNSON**  
Manager



**OLIVIA NORMAND**  
Manager

## HEAD COACH MATT ULMER



HC

MATT ULMER

### EXPERIENCE

Oregon Experience	3rd Season as HC
	6th Overall at Oregon
Overall Record	41-23
Pac-12 Record	23-17
Postseason Record	4-2
All-Americans (while at UO)	8
Alma Mater	Carthage College (2006)

### COACHING EXPERIENCE BY YEAR

<b>2014-Pres.</b>	<b>Oregon</b>
2017-Pres.	Head Coach
2016	Associate Head Coach
2014-15	Assistant Coach
<b>2007-13</b>	<b>Long Beach State</b>
2009-13	Assistant Coach/Beach HC
2007-09	Volunteer Assistant Coach
<b>2002-06</b>	<b>Carthage College</b>
	Assistant Coach

### MATT ULMER QUICK HITS

- Guided Oregon to the NCAA Elite Eight and matched the program's best ever conference finish (T2nd) in second season as HC (2018).
- Defeated No. 5 ranked and eventual national champion Nebraska in first career match as UO head coach in 2017.
- Has coached nine all-Americans while at Oregon, including a single-season program record five in 2018.
- Instrumental in bringing in the No. 2 ranked recruiting class in the nation in 2016, as well as No. 4 nationally in 2018 and No. 7 in 2019.
- Led LBSU to the NCAA beach title in 2013, becoming the youngest head coach to win a DI volleyball championship (indoor included, men and women).

Matt Ulmer was named head coach in April 2017 and has spent the last five seasons on the Oregon staff. He was an assistant coach for two years and associate head coach in 2016 before taking over the head coaching role prior to the 2017 season.

On Nov. 30, 2017, Oregon director of athletics Rob Mullens announced that Ulmer had signed a four-year contract to remain at the helm of the Ducks through at least 2021. In two seasons as head coach, Ulmer is 41-23 overall and 23-17 in Pac-12 play while going 3-1 in two NCAA Tournament appearances.

Ulmer guided Oregon to a historic season in 2018, his second as head coach. The Ducks went 23-11 overall and 13-7 in Pac-12 play to tie for second, matching the program's best-ever conference finish, and made a thrilling postseason run to reach UO's second NCAA Elite Eight. After beating New Mexico State and Baylor at home to reach the Sweet Sixteen, the Ducks pulled off a huge upset of No. 2 Minnesota on its home floor, using an epic 41-39 set two win to fuel a four-set win. Ulmer coached a UO single-season record five AVCA all-America selections, including second-team pick Ronika Stone and third-teamers August Raskie and Lindsey Vander Weide.

In his first match as the Ducks' head coach, Ulmer led Oregon to a four-set upset of No. 5 ranked and eventual national champion Nebraska at the VERT Challenge, securing the program's first win over a top-five team since 2012. Ulmer guided the 2017 Ducks to an 18-12 overall record, 10-10 in the Pac-12, and a trip to the second round of the NCAA Tournament.

Ulmer came to Eugene after spending seven seasons at Long Beach State, five of which were served as a full-time assistant. He was also the sand volleyball program's head coach at Long Beach, where he led the 49ers to a national championship during the 2013 season to become the youngest head coach to win a Division I volleyball championship (indoor included, men and women).

The Ducks have made the NCAA Tournament in each of Ulmer's five seasons, including a run to the Sweet Sixteen during his first season in 2014. In 2016, with Ulmer in an elevated role as associate head coach, the Ducks finished fourth in the Pac-12 and reached the second round of the NCAA Tournament. Ulmer was in charge of the Oregon defense, which held opponents to a .194 hitting percentage overall, the best since 2005, and a .198 hitting percentage in Pac-12 play, the best mark in conference play since 2006.

Ulmer has helped mentor nine AVCA all-American selections since arriving at Oregon, including six since taking over as head coach, with Willow Johnson and Brooke Nuneviller earning honorable mention honors in 2018 to join Stone, Raskie and Vander Weide. Vander Weide was also a third-team selection as a sophomore in 2016, the same year libero Amanda Benson garnered honorable mention recognition, and Taylor Agost was an honorable mention pick in 2017. Ulmer has also coached nine all-Pac-12 selections and four Pac-12 all-freshman picks at Oregon, with Nuneviller becoming the latest to earn the all-freshman honor in 2018 while also being named the AVCA Pacific North freshman of the year.

As the recruiting coordinator for the Ducks in 2016, Ulmer brought in a class that garnered the No. 2 national ranking and proved vital to yet another tournament run for Oregon. Ulmer followed that by adding the No. 4 ranked class in 2018 and No. 7 ranked class in 2019, and was also a part of two more top 10 classes in 2014 and 2015. While at Long Beach, each of Ulmer's six recruiting classes garnered rankings, including three in the top 20 and a No. 10 ranking in 2014 that made LBSU the highest-ranked mid major program.

As a beach coach, in addition to guiding Long Beach to the title in 2013, Ulmer has coached five athletes who have won FIVB medals and four that have made main draws in AVP events. He has coached four beach all-Americans, and was the only coach to appear in every national championship match, pairs and teams, in 2012 and 2013.

In total, Ulmer has coached 25 players who have played at the professional level.

In addition to molding success on the court, Ulmer has been instrumental in academic excellence for his players. Ulmer's student-athletes have garnered 12 Pac-12 all-academic honors in his time at Oregon, and 28 Big West all-academic awards during his time at Long Beach.

Away from the collegiate game, Ulmer has worked with USA Volleyball Select A1 for the past three years. In 2014, he was honored with the Long Beach Century Club Ernie Pollman Award, which recognizes an individual who impacts the community's youth through sports.

In 2012, Ulmer was honored by the American Volleyball Coaches Association (AVCA) as a recipient of the "Thirty Under 30" award, recognizing outstanding up-and-coming coaches in the profession throughout all levels under the age of 30. Ulmer was one of 10 coaches recognized from Division I.

Ulmer spent his playing days at Carthage College, where he was a setter under head coach LJ Marx. While at Carthage, he led the team to two National Championship appearances, and was named a first-team D-III All-American as a senior. He finished his college career as the Carthage career leader in both assists and service aces, and in 2015 he was inducted into the Carthage Hall of Fame.

While at Carthage, Ulmer also worked as an assistant coach for the women's team, serving for five years from 2002-2006. He also worked as the club coach for TNT Volleyball Club from 2003-07, and has served with the Cal Juniors club team while in Southern California, helping the team earn two All-America selections on the way to a bronze medal in the Junior Olympics.

Ulmer completed his Master's degree in education in 2008 at Carthage. He graduated from Carthage in May 2006.

Ulmer and his wife, Kara, have one son, Camden, and one daughter, Harper.

# 2019 PREVIEW / 2018 REVIEW

OREGON VOLLEYBALL



## 2019 PREVIEW NOTES

### DUCKS PICKED THIRD IN PAC-12 PRESEASON POLL

Ranked 11th in the AVCA preseason coaches poll, the Ducks received one first-place vote and were picked to finish third in the Pac-12 this season in a vote of the conference's coaches. No. 1 ranked and defending national champion Stanford received the remaining 11 votes while being picked to repeat as Pac-12 champions, with USC coming in second and Washington fourth, one point behind the Ducks.

### STONE, JOHNSON, NUNEVILLER LEAD DUCKS IN 2019

The Ducks return three AVCA all-Americans for the first time in program history in 2019, giving Oregon a solid core to a build a young, talented roster around. SR MB **Ronika Stone** was a second-team all-American and one of the nation's top middles as a junior in 2018, averaging career-highs of 3.87 points, 3.02 kills and 1.19 blocks per set while hitting a team-high .342. SR RS **Willow Johnson** also enjoyed a breakout year while earning all-America honorable mention status, hitting .312 while averaging a career-high 2.76 kills per set. SO OH/L **Brooke Nuneviller** was stellar as the Ducks' libero as a freshman, racking up the third-most digs (580) in UO single-season history while earning all-America honorable mention, and she will take on an even bigger role in 2019 as she transitions to outside hitter. All three Ducks were named to the preseason all-Pac-12 team. Oregon will also lean on the leadership of SR OH **Taylor Borup**, though she won't be ready for the start of the season as she rehabs an injury.

### DUCKS BOAST PLETHORA OF YOUNG TALENT

Outside of the Ducks' four returning veterans, the 2019 squad is loaded with talented, yet unproven, young players. The rest of Oregon's roster consists of three redshirt freshmen and seven true freshmen, giving the Ducks 10 players who have yet to play a point in an official NCAA match. RFR S **Kylie Robinson** and RFR MB **Karson Bacon**, two of UO's three highest-ranked recruits ever, are poised to make an impact after redshirting in 2018, and Oregon added RFR MB **Abby Hansen** from USC to the mix in the middle as well. Oregon's incoming freshman class was ranked No. 7 in the nation and was led by three top-30 recruits in FR OH **Taylor Williams** (No. 23), FR MB/RS **Morgan Lewis** (No. 25) and FR L **Georgia Murphy** (No. 27). Williams and Lewis will likely both see immediate playing time, and Murphy is set to take over as the libero with Brooke Nuneviller moving to outside hitter. FR OH **Alex Laita** (No. 56) and FR S **Elise Ferreira** (No. 80) were also top-100 recruits, and FR DS **Bea Wetton** brings depth and stability in the back row. Oregon finalized its roster in early August with the addition of FR OH **Jade Sadeiko**, a 6'3" native of Estonia who will also be in the mix on the outside.

### SIX PAC-12 TEAMS IN AVCA TOP 25

At No. 11 in the AVCA preseason coaches poll, the Ducks are one of six Pac-12 teams ranked in the top 25 to open the 2019 season. Defending NCAA champion Stanford was the runaway pick as the preseason No. 1, receiving 62 of 64 first-place votes, with Oregon the next Pac-12 team. No. 13 Washington and No. 14 USC give the conference four top-15 squads, and Washington State (No. 22) and Arizona (No. 24) round out the poll. Three more Pac-12 teams - Utah, UCLA and Colorado - also received top-25 votes. The Ducks were in the top 25 for the entire 2018 season, closing at No. 9 after their Elite Eight run.

### OREGON SET FOR RIGOROUS 2019 SCHEDULE

The path back to the Elite Eight and beyond will not be an easy one for the Ducks, who have 13 matches on their schedule against teams ranked in the AVCA preseason coaches poll, and four more against teams receiving votes. Oregon will face a trio of top-15 teams after opening its season this weekend, going to Pennsylvania to take on No. 12 Pittsburgh on Sept. 11 before playing No. 3 Minnesota and No. 8 Penn State at the Pac-12/Big Ten Challenge on Sept. 13-14. Oregon beat Minnesota twice in 2018, once when the Gophers were ranked No. 1 and again in the epic NCAA Sweet Sixteen showdown in Minneapolis.

### STONE CHASING ALL-TIME RECORDS

SR MB **Ronika Stone** enters her senior season with a chance to etch her name at the top of multiple all-time lists. The all-American is currently tied for second in Oregon history with 332 career block assists, just 57 behind all-time leader Neticia Enesi (389, 2006-10). Stone also ranks eighth all-time with 375 total blocks, sitting 167 blocks behind all-time great Sue Harbour (542, 1981-85). The San Jose, Calif., native is also going after Harbour's career attack percentage record of .333 - Stone sits at a whopping .358 mark entering 2019 - and she is just 113 kills away from reaching 1,000 in her career.

### NUNEVILLER SHINES FOR USA WJNT

SO OH/L **Brooke Nuneviller** enjoyed an eventful summer following a tremendous freshman year with the Ducks, playing libero for the USA Volleyball Women's Junior National Team at the FIVB Women's U20 World Championship in Mexico. Nuneviller helped the red, white and blue to an eighth-place finish in her fourth straight summer as part of the national team program. Nuneviller played libero for Team USA before returning to Eugene to continue her transition to outside hitter as a sophomore. The 2018 AVCA Pacific North freshman of the year was one of the nation's top rookies in 2018 as UO's libero, ranking third in Oregon single-season history in total digs (580) and fourth in digs per set (4.92).

### DUCKS MAKE LASTING MEMORIES ON EURO TOUR

Boasting a young squad with only four returning players with collegiate match experience, the Ducks got the ultimate bonding experience over the summer on an 11-day tour throughout Europe. Oregon made stops in the Czech Republic (Prague), Austria (Vienna), Slovenia (Maribor) and Italy (Venice and Milan) throughout the tour while getting its young team invaluable match experience against international squads. The Ducks went 5-1 on the trip, including a hard-fought five-set win over the Switzerland National Team to close out the tour, and made lasting memories while seeing some of Europe's top landmarks.

### "LITTLE DUCK" READY FOR YEAR TWO

2019 will mark the second season on the Oregon volleyball team for the Ducks' "Little Duck," nine-year old Danielle Bixby, who joined the squad in August 2018 through Team IMPACT. A mainstay at home matches and team events, Bixby has been fighting a rare form of cancer called Langerhans Cell Histiocytosis and last year finished her last round of chemotherapy.

## 2018 PAC-12 STANDINGS

Team	Conference	Overall
Stanford <sup>^</sup> !	20-0	34-1
<b>Oregon *</b>	<b>13-7</b>	<b>23-11</b>
USC *	13-7	22-11
Washington State *	12-8	23-10
Arizona *	11-9	22-11
Washington *	10-10	20-13
Utah *	10-10	19-14
Colorado *	10-10	18-14
UCLA	8-12	13-14
California	7-13	15-16
Arizona State	5-15	14-18
Oregon State	1-19	11-21

<sup>^</sup> Pac-12 Champions; \* NCAA Tournament bid;  
! NCAA Champions

## 2018 PAC-12 TEAM STATISTIC RANKINGS

### HITTING PERCENTAGE

RK	Team	PCT.
1.	Stanford	.307
<b>2.</b>	<b>Oregon</b>	<b>.266</b>
3.	USC	.244
4.	Utah	.241
5.	Colorado	.239

### KILLS PER SET

RK	Team	K/S
1.	Stanford	14.80
<b>2.</b>	<b>Oregon</b>	<b>14.69</b>
3.	USC	13.94
4.	Arizona	13.86
5.	Utah	13.73

### POINTS PER SET

RK	Team	PTS/S
1.	Stanford	19.6
<b>2.</b>	<b>Oregon</b>	<b>18.4</b>
3.	Washington	17.5
4.	USC	17.5
5.	Utah	17.4

### ASSISTS PER SET

RK	Team	A/S
1.	Stanford	13.99
<b>2.</b>	<b>Oregon</b>	<b>13.81</b>
3.	USC	12.94
4.	Utah	12.91
5.	Arizona	12.67

### DIGS PER SET

RK	Team	D/S
1.	UCLA	17.71
<b>2.</b>	<b>Oregon</b>	<b>16.33</b>
3.	Arizona State	16.16
4.	Oregon State	15.78
5.	USC	15.50

### BLOCKS PER SET

RK	Team	B/S
1.	Stanford	3.40
2.	Washington State	2.63
3.	Colorado	2.62
4.	Washington	2.48
<b>5.</b>	<b>Oregon</b>	<b>2.40</b>

### SERVICE ACES PER SET

RK	Team	SA/S
1.	Washington	1.60
2.	Utah	1.45
3.	USC	1.40
4.	Stanford	1.40
5.	Washington State	1.37
<b>6.</b>	<b>Oregon</b>	<b>1.30</b>

## 2018 RECAP NOTES

### HISTORIC 2018 SEASON ENDS IN ELITE EIGHT

The Ducks put together a historic season in 2018, going 23-11 overall and making a magical run to the NCAA Elite Eight, the program's second-ever trip to a regional final. The Ducks earned a host seed in the NCAA Tournament and opened the postseason with a four-set win over a scrappy New Mexico State team. With a trip to the Sweet Sixteen on the line, UO pulled out a thrilling five-set victory over Baylor to punch its ticket to Minneapolis. After dropping the opening set in the Sweet Sixteen to No. 2 Minnesota, Oregon persevered through one of the wildest sets in NCAA volleyball history, winning 41-39 to even the match and steal the momentum. The Ducks came out of intermission and dominated set three, 25-14, before pulling out a 26-24 fourth set to win the match and earn their spot in the Elite Eight, with **Ronika Stone** putting down her career-high 20th kill to seal the win. Oregon played close with No. 7 Nebraska in the first two sets of the Elite Eight, but were unable to break through as one of the most memorable seasons in program history came to an end one step short of the Final Four.

### DUCKS MATCH BEST-EVER CONFERENCE FINISH

Playing in a loaded Pac-12 Conference, the Ducks went 13-7 in league action last season and finished tied for second to match the program's best-ever conference finish. Oregon won seven of its final 10 conference matches to secure its host bid in the NCAA Tournament, including a five-set comeback win against No. 19 Washington in Seattle. Perhaps Oregon's most dominant weekend of the season came in early October, when the Ducks went to L.A. and swept No. 17 UCLA and No. 12 USC without dropping a set. In total, Oregon won eight matches against top-25 opponents, including a pair of wins over Minnesota. UO's win over the No. 1 Gophers on Sept. 7 was the program's first win over a top-ranked team since 2012.

### PROGRAM-RECORD FIVE DUCKS EARN AVCA ALL-AMERICA HONORS

Oregon's historic season resulted in a historic number of postseason accolades as a program-record five Ducks earned AVCA all-America recognition. **Ronika Stone** led the way with second-team all-America honors after a phenomenal junior season, and seniors **August Raskie** and **Lindsey Vander Weide** both landed on the third team. **Willow Johnson** and **Brooke Nuneviller** each earned honorable mention honors to round out the group. Nuneviller was also the AVCA Pacific North freshman of the year while Stone and Vander Weide earned spots on the all-region team and Raskie and Johnson joined Nuneviller with all-region honorable mention accolades.

### STONE, VANDER WEIDE NAMED ALL-PAC-12

2018 also saw the duo of **Ronika Stone** and **Lindsey Vander Weide** earn a spot on the all-Pac-12 team for the second straight year. Vander Weide capped her career with her third all-Pac-12 honor, while Stone earned her second. **Brooke Nuneviller** was named to the Pac-12 all-freshman team and joined **August Raskie** and **Willow Johnson** with all-Pac-12 honorable mention honors.

### DUCKS AMONG NATION'S BEST

Oregon was among the nation's top teams in 2018, and the statistics back that up. The Ducks ranked fourth in the country in assists per set (13.81), sixth in kills per set (14.69) and 16th in attack percentage (.266), ranking only behind Stanford in the Pac-12 in each category. Individually, setter **August Raskie** was sixth in the nation and second in the Pac-12 with 11.79 assists per set. **Brooke Nuneviller** was also second in the conference with 4.92 digs per set, **Ronika Stone** ranked sixth in both hitting percentage (.342) and blocks per set (1.19), **Sumeet Gill** was eighth in attack percentage (.336) and **Lindsey Vander Weide** ranked 10th in points per set (4.04).

### OREGON A TOP-25 STAPLE

After falling out of the top 25 in the final poll of 2017, the Ducks were an AVCA top-25 team for all of the 2018 season. The Ducks opened 2018 at No. 18 and reached as high as No. 12 throughout the regular season. After its run to the Elite Eight, Oregon closed 2018 at No. 9 in the final AVCA poll. The Ducks are No. 11 in the 2019 preseason poll.

### VANDER WEIDE LEAVES LASTING LEGACY

Outside hitter **Lindsey Vander Weide** closed out a tremendous Oregon career with a great senior season in 2018, earning third-team all-America honors for the second time in her career. Vander Weide closed her career ranking fourth all-time in points (1,687.0), fifth in attack attempts (3,985), sixth in kills (1,447), sixth in digs (1,242) and ninth in service aces (108). The Turlock, Calif., native started and played in all but one match throughout her four years as a six-rotation player, and she became just the fifth Duck in program history to have 1,000 kills and 1,000 digs in a career.

### RASKIE SHINES AS A SENIOR

**August Raskie** took full advantage of her lone season as the primary setter in a 5-1 offense last season as a senior, receiving third-team all-America status while becoming one of the nation's most dynamic setters. Raskie established herself as perhaps the country's most aggressive setter with 148 total kills, paving the way for the Colorado Springs, Colo., native to record the first two triple-doubles for Oregon since 2001. Raskie racked up 41 assists, 11 digs and 10 kills on Oct. 12 against Colorado in front of her hometown fans in Boulder for her first triple-double, and then shined on the brightest stage with 60 assists, 11 digs and 10 kills in a spectacular showing against Minnesota in the Sweet Sixteen.

### ULMER KEEPS DUCKS FLYING HIGH

Head coach Matt Ulmer continues to establish himself as one of the game's top coaches after two seasons at the helm of the Ducks. Ulmer has guided Oregon to the postseason in each of his two seasons as head coach, including last season's epic run to the Elite Eight. Through two seasons, Ulmer owns an overall record of 41-23, giving him the most wins by a UO head coach in their first two seasons since Chris Voelz won 52 in 1978-79 while playing almost twice as many games. Ulmer has also been an ace recruiter throughout his five years on staff with the Ducks, signing three top-10 classes in the last four years.

## 2018 AWARDS RECAP

### AVCA ALL-AMERICANS

- MB Ronika Stone (2nd)
- S August Raskie (3rd)
- OH Lindsey Vander Weide (3rd)
- RS Willow Johnson (HM)
- L Brooke Nuneviller (HM)

### AVCA PACIFIC NORTH ALL-REGION

- MB Ronika Stone
- S August Raskie
- OH Lindsey Vander Weide
- RS Willow Johnson (HM)
- L Brooke Nuneviller (HM)

### AVCA PACIFIC NORTH FRESHMAN OF THE YEAR

- L Brooke Nuneviller

### ALL-PAC-12

- MB Ronika Stone
- OH Lindsey Vander Weide
- RS Willow Johnson (HM)
- L Brooke Nuneviller (HM)
- S August Raskie (HM)

### PAC-12 ALL-FRESHMAN

- L Brooke Nuneviller

### PAC-12 ALL-ACADEMIC

- RS Willow Johnson (HM)
- MB Ronika Stone (HM)
- OH Lindsey Vander Weide (HM)

### PAC-12 PLAYER OF THE WEEK

- OH Taylor Borup (Offensive, Oct. 8)
- L Brooke Nuneviller (Freshman, Sept. 10)
- L Brooke Nuneviller (Freshman, Oct. 8)
- L Brooke Nuneviller (Freshman, Oct. 29)
- L Brooke Nuneviller (Freshman, Nov. 26)
- MB Ronika Stone (Offensive, Sept. 24)
- OH Lindsey Vander Weide (Defensive, Sept. 24)

## 2018 PAC-12 INDIVIDUAL STATISTIC RANKINGS

### DIGS PER SET

RK	Name	Team	D/S
1.	Zana Muno	UCLA	5.14
2.	<b>Brooke Nuneviller</b>	<b>Oregon</b>	<b>4.92</b>
3.	Morgan Hentz	Stanford	4.88
4.	Victoria Garrick	USC	4.83
5.	Grace Massey	Oregon State	4.63

### ASSISTS PER SET

RK	Name	Team	A/S
1.	Jenna Gray	Stanford	12.27
2.	<b>August Raskie</b>	<b>Oregon</b>	<b>11.79</b>
3.	Raquel Lazaro	USC	11.22
4.	Julia Patterson	Arizona	10.74
5.	Ella May Powell	Washington	10.71

### BLOCKS PER SET

RK	Name	Team	B/S
1.	Tami Alade	Stanford	1.87
2.	Naghede Abu	Colorado	1.40
3.	Holly Campbell	Stanford	1.25
4.	Lauren Forte	California	1.23
5.	Phoebe Grace	Utah	1.19
6.	<b>Ronika Stone</b>	<b>Oregon</b>	<b>1.19</b>

### HITTING PERCENTAGE

RK	Name	Team	PCT
1.	Tami Alade	Stanford	.409
2.	Naghede Abu	Colorado	.394
3.	Preslie Anderson	California	.365
4.	Devyn Cross	Arizona	.361
5.	Megan Beedie	Arizona State	.355
6.	<b>Ronika Stone</b>	<b>Oregon</b>	<b>.342</b>

## THE LAST TIME...

### Ranked Opponents

Defeated a ranked opponent .....	12/7/18, at #2 Minnesota (3-1, NCAA Sweet Sixteen)
Lost to a ranked opponent .....	12/8/18, vs. #6 Nebraska (0-3, NCAA Elite Eight)
Defeated a top-10 opponent.....	12/7/18, at #2 Minnesota (3-1, NCAA Sweet Sixteen)
Defeated a top-5 opponent.....	12/7/18, at #2 Minnesota (3-1, NCAA Sweet Sixteen)
Defeated a No. 1-ranked opponent .....	9/7/18, vs. #1 Minnesota (3-1, in Stanford, Calif.)

### Five-Set Matches

Won a five-set match.....	11/30/18, vs. #25 Baylor (NCAA Second Round)
Lost a five-set match.....	11/16/18, vs. Colorado

### Double-Doubles

Kills and digs.....	Lindsey Vander Weide (17 K, 18 D), 12/7/18, at #2 Minnesota (NCAA Sweet Sixteen)
.....	Willow Johnson (15 K, 10 D), 12/7/18, at #2 Minnesota (NCAA Sweet Sixteen)
Digs and assists .....	August Raskie (60 A, 11 D, 10 K), 12/7/18, at #2 Minnesota (NCAA Sweet Sixteen)
Kills and blocks .....	Ronika Stone (12 K, 12 B), 11/4/18, vs. #22 UCLA

### Triple-Doubles

Kills, assists and digs.....	August Raskie (60 A, 11 D, 10 K), 12/7/18, at #2 Minnesota (NCAA Sweet Sixteen)
Kills, digs and blocks.....	Bettina Roth (14 K, 10 D, 10 B), 10/28/94, at California
Assists, digs and blocks .....	Tina Adolph (57 A, 10 D, 12 B), 10/17/87, vs. Portland State

### Kills

Player with 20 kills.....	Ronika Stone (20), 12/7/18, at #2 Minnesota (NCAA Sweet Sixteen)
Player with 25 kills.....	Taylor Agost (25), 11/17/17, vs. Washington State
Player with 30 kills.....	Alaina Bergsma (32), 11/17/12, at Washington State
Player with 35 kills.....	Sonja Newcombe (36), 11/27/09, at #4 Washington
Player with 40 kills.....	Sue Harbour (41*), 11/12/83, vs. San Jose State
70 team kills.....	82, 12/7/18, at #2 Minnesota (3-1, NCAA Sweet Sixteen)
80 team kills.....	82, 12/7/18, at #2 Minnesota (3-1, NCAA Sweet Sixteen)
90 team kills.....	103*, 1986, vs. Portland State
100 team kills.....	103*, 1986, vs. Portland State

### Hitting Percentage (minimum 10 attack attempts)

Player hit .500 or better .....	Ronika Stone (.500, 20-2-36), 12/7/18, at #2 Minnesota (NCAA Sweet Sixteen)
Player hit .600 or better .....	August Raskie (.600, 6-0-10), 11/14/18, vs. Utah
Player hit .700 or better .....	Sumeet Gill (.857, 12-0-14), 9/1/18, vs. Arkansas-Pine Bluff
Player hit .800 or better .....	Sumeet Gill (.857, 12-0-14), 9/1/18, vs. Arkansas-Pine Bluff
Player hit .900 or better .....	Serena Warner (.917*, 11-0-12), 11/9/14, at Washington State
Team hit .400 or better.....	.455 (41-6-77), 9/1/18, vs. Arkansas-Pine Bluff
Team hit .500 or better.....	.500 (51-10-82), 9/1/12, vs. Kentucky
Team hit .600 or better.....	.661*, 1986, vs. Fresno State

### Digs

Player with 20+ digs.....	Brooke Nuneviller (25), 12/7/18, at #2 Minnesota (NCAA Sweet Sixteen)
Player with 30+ digs.....	Brooke Nuneviller (30), 11/16/18, vs. Colorado
Player with 40+ digs.....	Katie O'Neil (43), 10/28/04, vs. Washington State
Player with 50+ digs.....	Amy McNeel (50), 9/15/95, at California
Player with 60+ digs.....	Teri Kramer (64*), 1985, vs. BYU
Team with 90+ digs.....	94, 12/7/18, at #2 Minnesota (3-1, NCAA Sweet Sixteen)
Team with 100+ digs.....	103, 9/23/18, vs. #22 Washington State
Team with 110+ digs.....	111, 11/15/14, at Arizona State

### Blocks

Player with 10+ blocks.....	Ronika Stone (12), 11/4/18, vs. #22 UCLA
Player with 15+ blocks.....	Dawnn Charroin (17), 1988, at USC
Player with 20+ blocks.....	Lauri Krejcha (20*), 1987, vs. Portland State

### Assists

Player with 50+ assists.....	August Raskie (60), 12/7/18, at #2 Minnesota (NCAA Sweet Sixteen)
Player with 60+ assists.....	August Raskie (60), 12/7/18, at #2 Minnesota (NCAA Sweet Sixteen)
Player with 70+ assists.....	Lauren Plum (75), 11/16/12, at Washington
Player with 80+ assists.....	Julie Gerlach (82), 10/19/98, at Washington
Player with 85+ assists.....	Stephanie Snyder (87*), 1986, vs. Portland State

### Aces

Player with 5+ aces.....	Camryn Tastad (5), 9/1/18, vs. Arkansas-Pine Bluff
Player with 6+ aces.....	Brooke Van Sickle (9), 8/28/18, vs. Portland State
Player with 7+ aces.....	Brooke Van Sickle (9), 8/28/18, vs. Portland State
Player with 8+ aces.....	Brooke Van Sickle (9), 8/28/18, vs. Portland State
Player with 10+ aces.....	Lauren Westendorf (12*), 8/18/04, vs. Seton Hall
Team with 10+ aces.....	11, 9/1/18, vs. Arkansas-Pine Bluff
Team with 20+ aces.....	22*, 8/18/04, vs. Seton Hall

\*Program record

## FINAL 2018 AVCA COACHES POLL

December 17, 2018

RK	TEAM	REC
1.	Stanford	34-1
2.	Nebraska	29-7
3.	Illinois	32-4
4.	BYU	31-2
5.	Texas	23-5
6.	Penn State	26-8
7.	Minnesota	27-4
8.	Wisconsin	25-7
<b>9.</b>	<b>Oregon</b>	<b>23-11</b>
10.	Kentucky	26-5
11.	Florida	26-7
12.	Michigan	24-10
13.	Creighton	29-5
14.	Pittsburgh	30-2
15.	Marquette	28-7
16.	Washington State	23-10
17.	Purdue	24-9
18.	Washington	20-13
19.	Tennessee	26-6
20.	San Diego	18-13
21.	USC	22-11
22.	Cal Poly	25-3
23.	Missouri	24-8
24.	Baylor	20-9
T25.	Arizona	22-11
T25.	UCF	27-4

**Others Receiving Votes:** Louisville 35; Utah 31; Pepperdine 15; South Carolina 12; Northern Iowa 5; Florida Gulf Coast 2; Loyola Marymount 2.

## DUCKS IN THE 2018 AVCA COACHES POLL

WK	Date	RANK	REC	PTS
PRE	Aug. 8	18	0-0	443
1.	Aug. 27	18	0-2	432
2.	Sept. 3	18	4-2	514
3.	Sept. 10	12	5-3	817
4.	Sept. 17	12	7-3	841
5.	Sept. 24	12	9-3	860
6.	Oct. 1	20	9-5	409
7.	Oct. 8	14	11-5	713
8.	Oct. 15	16	12-6	561
9.	Oct. 22	16	13-7	630
10.	Oct. 29	16	15-7	667
11.	Nov. 5	17	16-8	620
12.	Nov. 12	16	17-9	649
13.	Nov. 19	17	18-10	557
14.	Nov. 26	14	20-10	667
15.	Dec. 17	9	23-11	1095

## 2018 OREGON DOUBLE-DOUBLES

No.	Date	Player (#)	Opponent	Stats
1.	8/24	Lindsey Vander Weide (1)	vs. #3 Texas (Lincoln, Neb.)	14 kills, 14 digs
2.	8/25	August Raskie (1)	at #2 Nebraska	36 assists, 12 digs
3.	8/28	Lindsey Vander Weide (2)	PORTLAND STATE	11 kills, 12 digs
4.	8/31	August Raskie (2)	UTAH VALLEY	38 assists, 10 digs
5.	9/8	August Raskie (3)	vs. #1 Minnesota (Stanford, Calif.)	28 assists, 10 digs
6.	9/14	August Raskie (4)	at Hawai'i	50 assists, 16 digs
7.	9/14	Ronika Stone (1)	at Hawai'i	11 kills, 10 blocks
8.	9/14	Lindsey Vander Weide (3)	at Hawai'i	14 kills, 12 digs
9.	9/20	Lindsey Vander Weide (4)	OREGON STATE	14 kills, 15 digs
10.	9/23	August Raskie (5)	#22 WASHINGTON STATE	59 assists, 14 digs
11.	9/23	Lindsey Vander Weide (5)	#22 WASHINGTON STATE	22 kills, 28 digs
12.	9/28	August Raskie (6)	#24 ARIZONA	61 assists, 22 digs
13.	9/28	Lindsey Vander Weide (6)	#24 ARIZONA	17 kills, 19 digs
14.	9/30	August Raskie (7)	ARIZONA STATE	37 assists, 13 digs
15.	9/30	Lindsey Vander Weide (7)	ARIZONA STATE	11 kills, 11 digs
16.	10/5	Taylor Borup (1)	at #17 UCLA	13 kills, 16 digs
17.	10/7	Taylor Borup (2)	at #12 USC	10 kills, 11 digs
<b>18.</b>	<b>10/12</b>	<b>August Raskie (8)</b>	<b>at Colorado</b>	<b>41 assists, 11 digs, 10 kills</b>
19.	10/14	August Raskie (9)	at Utah	46 assists, 10 digs
20.	10/19	Brooke Van Sickle (1)	CALIFORNIA	10 kills, 12 digs
21.	10/21	August Raskie (10)	#2 STANFORD	44 assists, 10 digs
22.	10/28	Lindsey Vander Weide (8)	at #23 Arizona	17 kills, 12 digs
23.	11/4	Ronika Stone (2)	vs. #22 UCLA	12 kills, 12 blocks
24.	11/4	Brooke Van Sickle (2)	vs. #22 UCLA	11 kills, 16 digs
25.	11/4	Lindsey Vander Weide (9)	vs. #22 UCLA	11 kills, 10 digs
26.	11/4	August Raskie (11)	vs. #22 UCLA	46 assists, 11 digs
27.	11/10	Taylor Borup (3)	at California	12 kills, 10 digs
28.	11/10	Lindsey Vander Weide (10)	at California	16 kills, 13 digs
29.	11/16	August Raskie (12)	COLORADO	58 assists, 13 digs
30.	11/16	Lindsey Vander Weide (11)	COLORADO	16 kills, 11 digs
31.	11/21	August Raskie (13)	at #19 Washington	61 assists, 12 digs
32.	11/21	Lindsey Vander Weide (12)	at #19 Washington	18 kills, 17 digs
33.	11/24	August Raskie (14)	at Oregon State	39 assists, 13 digs
34.	11/24	Lindsey Vander Weide (13)	at Oregon State	10 kills, 20 digs
35.	11/29	Lindsey Vander Weide (14)	NEW MEXICO STATE	18 kills, 10 digs
36.	11/30	August Raskie (15)	BAYLOR	45 assists, 10 digs
37.	11/30	Lindsey Vander Weide (15)	BAYLOR	21 kills, 12 digs
38.	12/7	Willow Johnson (1)	at #2 Minnesota (NCAA Regional Semi)	15 kills, 10 digs
<b>39.</b>	<b>12/7</b>	<b>August Raskie (16)</b>	<b>at #2 Minnesota (NCAA Regional Semi)</b>	<b>60 assists, 11 digs, 10 kills</b>
40.	12/7	Lindsey Vander Weide (16)	at #2 Minnesota (NCAA Regional Semi)	17 kills, 18 digs

Rk.	Player	Total	K/D	A/D	K/B
1.	August Raskie	16	0	16	0
	Lindsey Vander Weide	16	16	0	0
3.	Taylor Borup	3	3	0	0
4.	Ronika Stone	2	0	0	2
	Brooke Van Sickle	2	2	0	0
6.	Willow Johnson	1	1	0	0



S **August Raskie** recorded two triple-doubles as a senior in 2018, becoming the first Duck with a triple-double since 2001 and just the fourth player in program history to notch multiple triple-doubles in a career.

## 2018 DUCKS BY THE NUMBERS

Overall .....	23-11
Conference .....	13-7
Home .....	11-5
Away .....	11-3
Neutral Site .....	1-3
Vs. AVCA Top 25 .....	9-8
Vs. AVCA Top 10 .....	2-5
Vs. AVCA Top 5 .....	2-4
Three Sets .....	11-5
Four Sets .....	8-4
Five Sets .....	4-2
Won First Set .....	18-2
Lost First Set .....	5-9
Won First Two Sets .....	15-0
Lost First Two Sets .....	0-8
Split First Two Sets .....	8-3
Leading In Kills .....	19-5
Trailing In Kills .....	4-6
Tied In Kills .....	0-0
Leading In Blocks .....	18-4
Trailing In Blocks .....	5-6
Tied In Blocks .....	0-1
Leading In Digs .....	16-7
Trailing In Digs .....	6-3
Tied In Digs .....	1-1
Leading In Attack Percentage .....	21-2
Trailing In Attack Percentage .....	2-9
Hitting .400 or better .....	2-0
Hitting .300-.399 .....	7-0
Hitting .200-.299 .....	13-7
Hitting Under .200 .....	1-4
Opponent Hitting .300 or Better .....	1-3
Opponent Hitting .200-.299 .....	11-7
Opponent Hitting Under .200 .....	11-1
Longest Set Winning Streak .....	W14
Longest Set Losing Streak .....	L4
Final Set Streak .....	L3
Longest Match Winning Streak .....	W5
Longest Match Losing Streak .....	L2
Final Match Streak .....	L1
Final Home Streak .....	W2
Final Road Streak .....	W4
Final Neutral Site Streak .....	L2
In August .....	3-2
In September .....	6-3
In October .....	6-2
In November .....	7-3
In December .....	1-1

## 2018 OVERALL STATS

### 2018 Oregon Volleyball Oregon Combined Team Statistics (as of Jul 23, 2019) All matches

RECORD:	OVERALL	HOME	AWAY	NEUTRAL
ALL GAMES	23-11	11-5	10-3	2-3
CONFERENCE	13-7	5-5	8-2	0-0
NON-CONFERENCE	10-4	6-0	2-1	2-3

##	Player	sp	Attack				Set		Serve			Dig		Blocking					points			
			k	k/s	e	ta	pct	a	a/s	sa	se	sa/s	re	dig	dig/s	bs	ba	total		blk/s	be	bhe
8	Vander Weide, Lind	123	432	3.51	152	130	.215	41	0.33	33	41	0.27	41	367	2.98	7	49	56	0.46	8	0	-
7	Stone, Ronika	126	380	3.02	106	801	.342	10	0.08	23	27	0.18	1	96	0.76	20	130	150	1.19	7	1	-
4	Johnson, Willow	118	326	2.76	90	757	.312	15	0.13	8	11	0.07	1	78	0.66	0	83	83	0.70	13	2	-
17	Borup, Taylor	60	136	2.27	45	408	.223	16	0.27	3	9	0.05	10	125	2.08	5	21	26	0.43	5	0	-
6	Page, Lauren	111	202	1.82	73	478	.270	8	0.07	0	0	0.00	5	32	0.29	15	76	91	0.82	9	0	-
1	Gill, Sumeet	75	115	1.53	33	246	.333	5	0.07	0	1	0.00	0	10	0.13	5	49	54	0.72	5	1	-
16	Raskie, August	126	148	1.17	40	322	.335	148	11.7	19	16	0.15	0	307	2.44	3	62	65	0.52	17	29	-
3	Van Sickle, Brooke	108	108	1.00	55	370	.143	28	0.26	31	53	0.29	20	252	2.33	4	15	19	0.18	1	0	-
10	Hanawahine, Kyra	10	1	0.10	0	1	1.00	1	0.10	2	3	0.20	2	6	0.60	0	0	0	0.00	0	0	-
5	Nuneviller, Brooke	118	3	0.03	4	27	-.03	84	0.71	32	25	0.27	28	580	4.92	0	1	1	0.01	0	0	-
11	Tastad, Camryn	111	0	0.00	1	2	-.50	46	0.41	13	43	0.12	17	204	1.84	0	0	0	0.00	0	2	-
TEAM		-	-	-	-	-	-	-	-	-	-	-	13	-	-	-	-	-	-	-	-	-
OREGON		126	185	14.6	599	471	.266	174	13.8	164	229	1.30	138	205	16.3	59	486	302	2.40	65	35	-
Opponents		126	163	12.9	642	465	.213	153	12.1	138	212	1.10	164	196	15.5	45	365	227	1.81	63	17	-

Team Statistics	ORE	OPP
<b>ATTACK</b>		
Kills	1851	1632
Errors	599	642
Total Attacks	4712	4654
Attack Pct	.266	.213
Kills/Set	14.7	13.0
<b>SET</b>		
Assists	1740	1533
Attempts	4597	4590
Assist Pct	.379	.334
Assists/Set	13.8	12.2
<b>SERVE</b>		
Aces	164	138
Errors	229	212
Attempts	2897	2671
Serve Pct	.921	.921
Aces/Set	1.3	1.1
<b>SERVE RECEPTIO</b>		
Errors	138	164
Errors/Set	1.1	1.3
Attempts	2458	2665
Reception Pct	.944	.938
<b>DEFENSE</b>		
Digs	2057	1962
Digs/Set	16.3	15.6
<b>BLOCKING</b>		
Block Solo	59	45
Block Assist	486	365
Total Blocks	302.0	227.5
Blocks/Set	2.4	1.8
Block Errors	65	63
Ball handling errors	35	17
<b>ATTENDANCE</b>		
Total	31096	35879
Dates/Avg Per Da	16/1944	13/2760
Neutral site #/Avg	5/2341	
Current win streak	0	-
Home win streak	2	-

Date	Opponent	Score	Score by set	Att.
Aug 24	vs Texas	L 1-3	22-25,23-25,25-22,18-25	0
Aug 25	at #2 Nebraska	L 0-3	21-25,21-25,24-26	8135
Aug 28	PORTLAND STATE	3-0	25-15,25-10,25-13	997
Aug 31	UTAH VALLEY	3-0	25-16,25-23,25-12	760
Aug 31	LONG BEACH STATE	3-0	25-14,25-17,25-18	1044
Sep 01	ARKANSAS-PINE BLUFF	3-0	25-10,25-13,25-7	871
Sep 07	vs #1 Minnesota	3-1	25-23,25-23,25-27,25-23	545
Sep 08	vs #5 Portland State	L 0-3	23-25,23-25,19-25	212
Sep 13	at Hawaii	3-0	25-18,25-23,25-22	5288
Sep 14	vs Hawaii	3-2	25-23,25-10,22-25,23-25,1	6141
*Sep 20	OREGON STATE	3-1	25-12,23-25,25-14,25-15	4589
*Sep 23	#22 WASHINGTON STATE	3-2	22-25,25-22,22-25,25-23,1	1638
*Sep 28	#24 ARIZONA	L 2-3	23-25,25-16,23-25,25-22,1	1577
*Sep 30	ARIZONA STATE	L 0-3	23-25,22-25,22-25	1614
*Oct 05	at #17 UCLA	3-0	25-21,25-18,25-23	1687
*Oct 07	at #12 USC	3-0	26-24,25-22,25-20	1471
*Oct 12	at Colorado	3-1	25-19,32-30,14-25,25-16	1528
*Oct 14	at Utah	L 1-3	22-25,18-25,26-24,23-25	2319
*Oct 19	CALIFORNIA	3-0	25-12,25-22,25-22	1685
*Oct 21	#2 STANFORD	L 1-3	25-16,21-25,17-25,15-25	2176
*Oct 26	at Arizona State	3-0	25-23,25-18,25-21	1287
*Oct 28	at #23 Arizona	3-1	25-22,25-22,22-25,25-17	1126
*Nov 02	#15 USC	L 0-3	28-30,23-25,17-25	2680
*Nov 04	#22 UCLA	3-1	21-25,25-14,25-16,27-25	2298
*Nov 08	at #2 Stanford	L 1-3	24-26,22-25,25-22,11-25	1656
*Nov 10	at California	3-0	25-23,25-15,26-24	1102
*Nov 14	UTAH	3-0	25-22,25-21,25-20	1224
*Nov 16	COLORADO	L 2-3	25-19,22-25,21-25,25-20,1	3028
*Nov 21	at #19 Washington	3-2	16-25,25-23,12-25,25-20,1	2466
*Nov 24	at Oregon State	3-1	19-25,25-18,25-16,25-14	2627
Nov 29	NM STATE	3-1	25-22,18-25,25-21,25-11	2407
Nov 30	BAYLOR	3-2	25-18,13-25,25-17,22-25,1	2508
Dec 07	at #2 Minnesota	3-1	21-25,41-39,25-14,26-24	5187
Dec 08	vs #6 Nebraska	L 0-3	22-25,23-25,17-25	4806

Record in 3-set matches: 11-5  
 Record in 4-set matches: 8-4  
 Record in 5-set matches: 4-2

## 2018 CONFERENCE STATS

### 2018 Oregon Volleyball Oregon Combined Team Statistics (as of Jul 23, 2019) Conference matches

RECORD:	OVERALL	HOME	AWAY	NEUTRAL
ALL GAMES	13-7	5-5	8-2	0-0
CONFERENCE	13-7	5-5	8-2	0-0
NON-CONFERENCE	0-0	0-0	0-0	0-0

#	Player	sp	Attack				Set		Serve			Dig			Blocking					points		
			k	k/s	e	ta	pct	a	a/s	sa	se	sa/s	re	dig	dig/s	bs	ba	total	blk/s		be	bhe
8	Vander Weide, Lind	76	270	3.55	90	806	.223	27	0.36	22	27	0.29	28	223	2.93	5	24	29	0.38	4	0	-
7	Stone, Ronika	76	226	2.97	64	487	.333	7	0.09	11	17	0.14	1	52	0.68	13	75	88	1.16	4	0	-
4	Johnson, Willow	68	187	2.75	57	427	.304	5	0.07	1	2	0.01	0	38	0.56	0	47	47	0.69	9	0	-
17	Borup, Taylor	30	81	2.70	28	226	.235	10	0.33	2	7	0.07	6	89	2.97	3	8	11	0.37	3	0	-
6	Page, Lauren	72	127	1.76	46	294	.276	6	0.08	0	0	0.00	4	17	0.24	12	55	67	0.93	3	0	-
3	Van Sickle, Brooke	59	80	1.36	41	261	.149	17	0.29	10	25	0.17	10	154	2.61	4	13	17	0.29	1	0	-
1	Gill, Sumeet	37	47	1.27	19	112	.250	2	0.05	0	1	0.00	0	8	0.22	3	22	25	0.68	4	0	-
16	Raskie, August	76	94	1.24	23	208	.341	891	11.7	9	10	0.12	0	189	2.49	2	43	45	0.59	8	18	-
5	Nuneviller, Brooke	68	3	0.04	2	16	.062	52	0.76	18	17	0.26	14	358	5.26	0	1	1	0.01	0	0	-
10	Hanawahine, Kyra	4	0	0.00	0	0	.000	1	0.25	1	2	0.25	0	1	0.25	0	0	0	0.00	0	0	-
11	Tastad, Camryn	64	0	0.00	1	2	-.50	27	0.42	6	27	0.09	15	121	1.89	0	0	0	0.00	0	1	-
TEAM		-	-	-	-	-	-	-	-	-	-	-	12	-	-	-	-	-	-	-	-	-
OREGON		76	111	14.6	371	283	.262	104	13.7	80	135	1.05	90	125	16.4	42	288	186	2.45	36	19	-
Opponents		76	999	13.1	400	283	.211	943	12.4	90	120	1.18	80	117	15.4	29	225	141	1.86	36	8	-

Team Statistics	ORE	OPP
<b>ATTACK</b>		
Kills	1115	999
Errors	371	400
Total Attacks	2839	2833
Attack Pct	.262	.211
Kills/Set	14.7	13.1
<b>SET</b>		
Assists	1045	943
Attempts	2825	2813
Assist Pct	.370	.335
Assists/Set	13.8	12.4
<b>SERVE</b>		
Aces	80	90
Errors	135	120
Attempts	1733	1637
Serve Pct	.922	.927
Aces/Set	1.1	1.2
<b>SERVE RECEPTIO</b>		
Errors	90	80
Errors/Set	1.2	1.1
Attempts	1517	1597
Reception Pct	.941	.950
<b>DEFENSE</b>		
Digs	1250	1174
Digs/Set	16.4	15.4
<b>BLOCKING</b>		
Block Solo	42	29
Block Assist	288	225
Total Blocks	186.0	141.5
Blocks/Set	2.4	1.9
Block Errors	36	36
Ball handling errors	19	8
<b>ATTENDANCE</b>		
Total	22509	17269
Dates/Avg Per Da	10/2251	10/1727
Neutral site #/Avg	0/0	
Current win streak	2	-
Home win streak	0	-

Date	Opponent	Score	Score by set	Att.
*Sep 20	OREGON STATE	3-1	25-12,23-25,25-14,25-15	4589
*Sep 23	#22 WASHINGTON STATE	3-2	22-25,25-22,22-25,25-23,1	1638
*Sep 28	#24 ARIZONA	L 2-3	23-25,25-16,23-25,25-22,1	1577
*Sep 30	ARIZONA STATE	L 0-3	23-25,22-25,22-25	1614
*Oct 05	at #17 UCLA	3-0	25-21,25-18,25-23	1687
*Oct 07	at #12 USC	3-0	26-24,25-22,25-20	1471
*Oct 12	at Colorado	3-1	25-19,32-30,14-25,25-16	1528
*Oct 14	at Utah	L 1-3	22-25,18-25,26-24,23-25	2319
*Oct 19	CALIFORNIA	3-0	25-12,25-22,25-22	1685
*Oct 21	#2 STANFORD	L 1-3	25-16,21-25,17-25,15-25	2176
*Oct 26	at Arizona State	3-0	25-23,25-18,25-21	1287
*Oct 28	at #23 Arizona	3-1	25-22,25-22,22-25,25-17	1126
*Nov 02	#15 USC	L 0-3	28-30,23-25,17-25	2680
*Nov 04	#22 UCLA	3-1	21-25,25-14,25-16,27-25	2298
*Nov 08	at #2 Stanford	L 1-3	24-26,22-25,25-22,11-25	1656
*Nov 10	at California	3-0	25-23,25-15,26-24	1102
*Nov 14	UTAH	3-0	25-22,25-21,25-20	1224
*Nov 16	COLORADO	L 2-3	25-19,22-25,21-25,25-20,1	3028
*Nov 21	at #19 Washington	3-2	16-25,25-23,12-25,25-20,1	2466
*Nov 24	at Oregon State	3-1	19-25,25-18,25-16,25-14	2627

Record in 3-set matches: 6-2  
 Record in 4-set matches: 5-3  
 Record in 5-set matches: 2-2

## 2018 NCAA TOURNAMENT STATS

### 2018 Oregon Volleyball Oregon Combined Team Statistics (as of Jul 23, 2019) NCAA Tournament

RECORD:	OVERALL	HOME	AWAY	NEUTRAL
ALL GAMES	3-1	2-0	1-0	0-1
CONFERENCE	0-0	0-0	0-0	0-0
NON-CONFERENCE	3-1	2-0	1-0	0-1

##	Player	sp	Attack				Set		Serve			Dig		Blocking					points			
			k	k/s	e	ta	pct	a	a/s	sa	se	sa/s	re	dig	dig/s	bs	ba	total		blk/s	be	bhe
8	Vander Weide, Lind	16	63	3.94	18	176	.256	5	0.31	2	5	0.12	4	48	3.00	1	11	12	0.75	2	0	-
7	Stone, Ronika	16	48	3.00	11	98	.378	1	0.06	4	6	0.25	0	12	0.75	3	15	18	1.12	1	1	-
4	Johnson, Willow	16	37	2.31	10	99	.273	3	0.19	7	9	0.44	1	22	1.38	0	14	14	0.88	3	0	-
17	Borup, Taylor	14	26	1.86	9	86	.198	5	0.36	0	2	0.00	3	19	1.36	0	3	3	0.21	1	0	-
6	Page, Lauren	16	26	1.62	7	56	.339	1	0.06	0	0	0.00	0	3	0.19	3	16	19	1.19	3	0	-
16	Raskie, August	16	22	1.38	6	42	.381	175	10.9	1	1	0.06	0	34	2.12	0	3	3	0.19	2	2	-
3	Van Sickle, Brooke	15	9	0.60	2	29	.241	5	0.33	3	9	0.20	3	29	1.93	0	1	1	0.07	0	0	-
1	Gill, Sumeet	4	1	0.25	1	2	.000	1	0.25	0	0	0.00	0	0	0.00	0	0	0	0.00	0	0	-
5	Nuneviller, Brooke	16	0	0.00	0	5	.000	22	1.38	6	1	0.38	10	71	4.44	0	0	0	0.00	0	0	-
11	Tastad, Camryn	16	0	0.00	0	0	.000	0	0.00	0	1	0.00	0	12	0.75	0	0	0	0.00	0	0	-
TEAM		-	-	-	-	-	-	-	-	-	-	-	1	-	-	-	-	-	-	-	-	-
OREGON		16	232	14.5	64	593	.283	218	13.6	23	34	1.44	22	250	15.6	7	63	38.5	2.41	12	3	-
Opponents		16	230	14.3	80	600	.250	214	13.3	22	25	1.38	23	271	16.9	3	48	27.0	1.69	10	4	-

Team Statistics	ORE	OPP
<b>ATTACK</b>		
Kills	232	230
Errors	64	80
Total Attacks	593	600
Attack Pct	.283	.250
Kills/Set	14.5	14.4
<b>SET</b>		
Assists	218	214
Attempts	559	576
Assist Pct	.390	.372
Assists/Set	13.6	13.4
<b>SERVE</b>		
Aces	23	22
Errors	34	25
Attempts	367	355
Serve Pct	.907	.930
Aces/Set	1.4	1.4
<b>SERVE RECEPTIO</b>		
Errors	22	23
Errors/Set	1.4	1.4
Attempts	330	333
Reception Pct	.933	.931
<b>DEFENSE</b>		
Digs	250	271
Digs/Set	15.6	16.9
<b>BLOCKING</b>		
Block Solo	7	3
Block Assist	63	48
Total Blocks	38.5	27.0
Blocks/Set	2.4	1.7
Block Errors	12	10
Ball handling errors	3	4
<b>ATTENDANCE</b>		
Total	4915	5187
Dates/Avg Per Da	2/2458	1/5187
Neutral site #/Avg	1/4806	-
Current win streak	0	-
Home win streak	2	-

Date	Opponent	Score	Score by set	Att.
Nov 29	NM STATE	3-1	25-22,18-25,25-21,25-11	2407
Nov 30	BAYLOR	3-2	25-18,13-25,25-17,22-25,1	2508
Dec 07	at #2 Minnesota	3-1	21-25,41-39,25-14,26-24	5187
Dec 08	vs #6 Nebraska	L 0-3	22-25,23-25,17-25	4806

Record in 3-set matches: 0-1  
Record in 4-set matches: 2-0  
Record in 5-set matches: 1-0

## 2018 RESULTS

### 2018 Oregon Volleyball Oregon Match Results (as of Aug 05, 2019) All matches

Date	Opponent	Score	Score-by-set	Overall	Conf	Time	Att.
Aug 24	vs Texas	L	1-3 22-25,23-25,25-22,18-25	0-1	0-0	2:12	
Aug 25	at #2 Nebraska	L	0-3 21-25,21-25,24-26	0-2	0-0	1:39	8135
Aug 28	PORTLAND STATE	W	3-0 25-15,25-10,25-13	1-2	0-0	1:09	997
Aug 31	UTAH VALLEY	W	3-0 25-16,25-23,25-12	2-2	0-0	1:24	760
Aug 31	LONG BEACH STATE	W	3-0 25-14,25-17,25-18	3-2	0-0	1:18	1044
Sep 01	ARKANSAS-PINE BLUFF	W	3-0 25-10,25-13,25-7	4-2	0-0	0:59	871
Sep 07	vs #1 Minnesota	W	3-1 25-23,25-23,25-27,25-23	5-2	0-0	2:18	545
Sep 08	vs #5 Portland State	L	0-3 23-25,23-25,19-25	5-3	0-0	1:38	212
Sep 13	at Hawaii	W	3-0 25-18,25-23,25-22	6-3	0-0	1:35	5288
Sep 14	vs Hawaii	W	3-2 25-23,25-10,22-25,23-25,15-12	7-3	0-0	2:23	6141
* Sep 20	OREGON STATE	W	3-1 25-12,23-25,25-14,25-15	8-3	1-0	1:47	4589
* Sep 23	#22 WASHINGTON STATE	W	3-2 22-25,25-22,22-25,25-23,15-12	9-3	2-0	2:39	1638
* Sep 28	#24 ARIZONA	L	2-3 23-25,25-16,23-25,25-22,14-16	9-4	2-1	2:40	1577
* Sep 30	ARIZONA STATE	L	0-3 23-25,22-25,22-25	9-5	2-2	1:36	1614
* Oct 05	at #17 UCLA	W	3-0 25-21,25-18,25-23	10-5	3-2	1:31	1687
* Oct 07	at #12 USC	W	3-0 26-24,25-22,25-20	11-5	4-2	1:42	1471
* Oct 12	at Colorado	W	3-1 25-19,32-30,14-25,25-16	12-5	5-2	2:02	1528
* Oct 14	at Utah	L	1-3 22-25,18-25,26-24,23-25	12-6	5-3	2:07	2319
* Oct 19	CALIFORNIA	W	3-0 25-12,25-22,25-22	13-6	6-3	1:26	1685
* Oct 21	#2 STANFORD	L	1-3 25-16,21-25,17-25,15-25	13-7	6-4	1:55	2176
* Oct 26	at Arizona State	W	3-0 25-23,25-18,25-21	14-7	7-4	1:49	1287
* Oct 28	at #23 Arizona	W	3-1 25-22,25-22,22-25,25-17	15-7	8-4	1:59	1126
* Nov 02	#15 USC	L	0-3 28-30,23-25,17-25	15-8	8-5	1:36	2680
* Nov 04	#22 UCLA	W	3-1 21-25,25-14,25-16,27-25	16-8	9-5	1:48	2298
* Nov 08	at #2 Stanford	L	1-3 24-26,22-25,25-22,11-25	16-9	9-6	1:58	1656
* Nov 10	at California	W	3-0 25-23,25-15,26-24	17-9	10-6	1:35	1102
* Nov 14	UTAH	W	3-0 25-22,25-21,25-20	18-9	11-6	1:24	1224
* Nov 16	COLORADO	L	2-3 25-19,22-25,21-25,25-20,14-16	18-10	11-7	2:24	3028
* Nov 21	at #19 Washington	W	3-2 16-25,25-23,12-25,25-20,15-13	19-10	12-7	2:18	2466
* Nov 24	at Oregon State	W	3-1 19-25,25-18,25-16,25-14	20-10	13-7	1:38	2627
Nov 29	NM STATE	W	3-1 25-22,18-25,25-21,25-11	21-10	13-7	1:47	2407
Nov 30	BAYLOR	W	3-2 25-18,13-25,25-17,22-25,15-13	22-10	13-7	2:13	2508
Dec 07	at #2 Minnesota	W	3-1 21-25,41-39,25-14,26-24	23-10	13-7	2:28	5187
Dec 08	vs #6 Nebraska	L	0-3 22-25,23-25,17-25	23-11	13-7	1:37	4806

Team Record	W-L-T	Attend	Dates	Total	Avg.
Overall:	23-11	Total:	34	78679	2314
Conference:	13-7	Home:	16	31096	1944
Home:	11-5	Away:	13	35879	2760
Away:	10-3	Neutral:	5	11704	2341
Neutral:	2-3				
3 sets:	11-5				
4 sets:	8-4				
5 sets:	4-2				

## 2018 TEAM MATCH-BY-MATCH STATS

Date	Opponent	sp	attack				set			serve				recept			blocking				bhe	points	score	
			k	e	ta	pct	a	ta	pct	sa	se	ta	pct	re	ta	pct	dig	bs	ba	be				total
Aug 24, 201	vs Texas	4	62	29	161	.205	59	132	.447	4	3	90	.967	5	88	.943	60	2	10	4	7.0	2	-	1-3
Aug 25, 201	at Nebraska	3	43	20	131	.176	42	109	.385	3	12	67	.821	2	67	.970	54	1	8	0	5.0	1	-	0-3
Aug 28, 201	PORTLAND STATE	3	52	8	102	.431	45	100	.450	13	5	74	.932	2	36	.944	52	0	6	3	3.0	0	-	3-0
Aug 31, 201	UTAH VALLEY	3	45	13	112	.286	44	111	.396	4	5	73	.932	3	49	.939	56	0	24	2	12.0	0	-	3-0
Aug 31, 201	LONG BEACH STATE	3	42	11	115	.270	39	114	.342	7	6	73	.918	2	42	.952	59	1	12	2	7.0	1	-	3-0
Sep 01, 201	ARKANSAS-PINE BLUFF	3	41	6	77	.455	37	71	.521	11	4	73	.945	1	25	.960	34	0	15	1	7.5	0	-	3-0
Sep 07, 201	vs Minnesota	4	74	23	171	.298	72	170	.424	5	6	99	.939	2	95	.979	65	1	14	3	8.0	2	-	3-1
Sep 08, 201	vs Portland State	3	37	21	118	.136	35	118	.297	5	2	66	.970	5	66	.924	54	1	8	2	5.0	2	-	0-3
Sep 13, 201	at Hawaii	3	47	14	111	.297	45	107	.421	4	10	73	.863	3	58	.948	45	1	8	0	5.0	1	-	3-0
Sep 14, 201	vs Hawaii	5	61	19	182	.231	59	181	.326	5	7	109	.936	1	85	.988	78	3	30	0	18.0	4	-	3-2
Sep 20, 201	OREGON STATE	4	61	10	141	.362	59	137	.431	6	5	97	.948	4	60	.933	68	4	10	4	9.0	1	-	3-1
Sep 23, 201	WASHINGTON STATE	5	71	32	216	.181	65	213	.305	5	5	109	.954	4	99	.960	103	0	20	4	10.0	1	-	3-2
Sep 28, 201	ARIZONA	5	78	25	197	.269	75	200	.375	3	4	110	.964	5	98	.949	99	4	12	4	10.0	1	-	2-3
Sep 30, 201	ARIZONA STATE	3	43	18	132	.189	41	130	.315	3	7	68	.897	3	70	.957	53	0	18	0	9.0	2	-	0-3
Oct 05, 201	at UCLA	3	46	18	121	.231	43	116	.371	5	8	74	.892	0	61	1.000	48	2	20	2	12.0	0	-	3-0
Oct 07, 201	at USC	3	43	11	108	.296	41	109	.376	2	4	74	.946	3	57	.947	48	4	10	1	9.0	0	-	3-0
Oct 12, 201	at Colorado	4	59	18	151	.272	53	151	.351	3	4	95	.958	3	84	.964	54	2	10	2	7.0	1	-	3-1
Oct 14, 201	at Utah	4	55	24	140	.221	52	135	.385	4	4	90	.956	8	93	.914	54	3	10	0	8.0	2	-	1-3
Oct 19, 201	CALIFORNIA	3	55	12	117	.368	43	108	.398	5	6	74	.919	3	53	.943	51	2	6	0	5.0	1	-	3-0
Oct 21, 201	STANFORD	4	54	19	121	.289	52	124	.419	1	7	80	.913	10	82	.878	46	1	13	2	7.5	0	-	1-3
Oct 26, 201	at Arizona State	3	39	18	102	.206	36	105	.343	3	10	73	.863	3	52	.942	46	3	12	1	9.0	2	-	3-0
Oct 28, 201	at Arizona	4	56	15	135	.304	53	139	.381	9	8	96	.917	4	81	.951	53	5	16	2	13.0	0	-	3-1
Nov 02, 201	USC	3	45	14	114	.272	45	120	.375	4	3	70	.957	8	74	.892	51	0	18	4	9.0	1	-	0-3
Nov 04, 201	UCLA	4	56	22	161	.211	51	160	.319	5	10	97	.897	6	74	.919	77	2	26	3	15.0	1	-	3-1
Nov 08, 201	at Stanford	4	52	28	140	.171	51	139	.367	2	7	83	.916	5	89	.944	54	2	16	0	10.0	1	-	1-3
Nov 10, 201	at California	3	54	14	129	.310	51	128	.398	4	6	75	.920	1	59	.983	57	0	10	3	5.0	1	-	3-0
Nov 14, 201	UTAH	3	51	17	115	.296	47	115	.409	3	5	74	.932	2	60	.967	48	2	12	0	8.0	0	-	3-0
Nov 16, 201	COLORADO	5	76	25	190	.268	70	195	.359	3	11	109	.899	4	101	.960	90	2	12	1	8.0	3	-	2-3
Nov 21, 201	at Washington	5	70	22	156	.308	69	146	.473	3	11	92	.880	8	103	.922	72	2	14	3	9.0	1	-	3-2
Nov 24, 201	at Oregon State	4	51	9	153	.275	48	155	.310	7	10	93	.892	6	67	.910	78	2	23	0	13.5	0	-	3-1
Nov 29, 201	NM STATE	4	50	10	127	.315	46	125	.368	7	9	92	.902	6	73	.918	48	3	17	5	11.5	0	-	3-1
Nov 30, 201	BAYLOR	5	58	20	156	.244	52	155	.335	6	11	100	.890	9	91	.901	61	1	26	1	14.0	1	-	3-2
Dec 07, 201	at Minnesota	4	82	20	198	.313	80	178	.449	9	7	112	.938	4	101	.960	94	3	16	6	11.0	0	-	3-1
Dec 08, 201	vs Nebraska	3	42	14	112	.250	40	101	.396	1	7	63	.889	3	65	.954	47	0	4	0	2.0	2	-	0-3
Oregon		126	185	599	471	.266	174	459	.379	164	229	289	.921	138	245	.944	205	59	486	65	302.0	35	-	-
		126	163	642	465	.213	153	459	.334	138	212	267	.921	164	266	.938	196	45	365	63	227.5	17	-	-

## 2018 OPPONENT MATCH-BY-MATCH STATS

Date	Opponent	sp	attack				set			serve				recept			blocking				bhe	points	score	
			k	e	ta	pct	a	ta	pct	sa	se	ta	pct	re	ta	pct	dig	bs	ba	be				total
Aug 24, 201	vs Texas	4	58	14	137	.321	54	120	.450	5	8	96	.917	4	85	.953	55	3	10	2	8.0	0	-	1-3
Aug 25, 201	at Nebraska	3	40	12	114	.246	39	95	.411	2	8	75	.893	3	55	.945	54	1	6	1	4.0	0	-	0-3
Aug 28, 201	PORTLAND STATE	3	22	6	87	.184	21	92	.228	2	3	39	.923	13	69	.812	32	1	2	2	2.0	1	-	3-0
Aug 31, 201	UTAH VALLEY	3	30	20	117	.085	26	115	.226	3	5	54	.907	4	68	.941	46	0	10	0	5.0	0	-	3-0
Aug 31, 201	LONG BEACH STATE	3	29	17	119	.101	28	118	.237	2	9	51	.824	7	67	.896	49	1	2	3	2.0	0	-	3-0
Sep 01, 201	ARKANSAS-PINE BLUFF	3	19	15	74	.054	19	86	.221	1	7	32	.781	11	69	.841	26	1	2	4	2.0	1	-	3-0
Sep 07, 201	vs Minnesota	4	63	17	156	.295	54	153	.353	2	2	97	.979	5	93	.946	63	0	21	2	10.5	0	-	3-1
Sep 08, 201	vs Portland State	3	43	14	123	.236	39	120	.325	5	8	74	.892	5	64	.922	55	2	25	1	14.5	1	-	0-3
Sep 13, 201	at Hawaii	3	35	16	106	.179	34	107	.318	3	6	65	.908	4	63	.937	44	2	4	0	4.0	2	-	3-0
Sep 14, 201	vs Hawaii	5	64	31	188	.176	62	195	.318	1	11	96	.885	5	102	.951	93	2	10	2	7.0	0	-	3-2
Sep 20, 201	OREGON STATE	4	45	24	150	.140	44	153	.288	4	7	67	.896	6	92	.935	62	0	6	5	3.0	0	-	3-1
Sep 23, 201	WASHINGTON STATE	5	65	22	200	.215	58	203	.286	4	9	108	.917	5	104	.952	93	3	23	3	14.5	1	-	3-2
Sep 28, 201	ARIZONA	5	69	21	200	.240	64	195	.328	5	7	105	.933	3	106	.972	81	1	12	3	7.0	1	-	2-3
Sep 30, 201	ARIZONA STATE	3	44	16	125	.224	43	133	.323	3	4	74	.946	3	61	.951	64	1	4	1	3.0	0	-	0-3
Oct 05, 201	at UCLA	3	36	20	110	.145	35	114	.307	0	2	63	.968	5	66	.924	54	3	4	2	5.0	1	-	3-0
Oct 07, 201	at USC	3	45	21	120	.200	41	115	.357	3	10	67	.851	2	70	.971	48	0	6	2	3.0	0	-	3-0
Oct 12, 201	at Colorado	4	64	27	157	.236	61	162	.377	3	7	91	.923	3	91	.967	64	3	10	1	8.0	0	-	3-1
Oct 14, 201	at Utah	4	61	24	144	.257	60	141	.426	8	5	98	.949	4	86	.953	50	3	16	2	11.0	1	-	1-3
Oct 19, 201	CALIFORNIA	3	34	10	103	.233	33	106	.311	3	4	57	.930	5	68	.926	44	1	10	1	6.0	1	-	3-0
Oct 21, 201	STANFORD	4	55	14	124	.331	52	123	.423	10	8	90	.911	1	73	.986	37	1	14	2	8.0	0	-	1-3
Oct 26, 201	at Arizona State	3	29	21	108	.074	27	113	.239	3	11	63	.825	3	63	.952	38	7	2	0	8.0	0	-	3-0
Oct 28, 201	at Arizona	4	54	24	141	.213	52	141	.369	4	6	87	.931	9	88	.898	58	1	10	0	6.0	0	-	3-1
Nov 02, 201	USC	3	53	15	128	.297	45	120	.375	8	4	78	.949	4	67	.940	47	1	10	0	6.0	0	-	0-3
Nov 04, 201	UCLA	4	41	29	155	.077	39	159	.245	6	7	81	.914	5	87	.943	73	0	14	2	7.0	0	-	3-1
Nov 08, 201	at Stanford	4	56	20	139	.259	54	135	.400	5	8	97	.918	2	76	.974	53	0	37	1	18.5	0	-	1-3
Nov 10, 201	at California	3	40	11	115	.252	39	122	.320	1	4	63	.937	4	69	.942	54	0	4	1	2.0	3	-	3-0
Nov 14, 201	UTAH	3	38	16	10																			

## 2018 TEAM LEADERS

### 2018 Oregon Volleyball Oregon Category Leaders (as of Aug 05, 2019) All matches

<b># ATTACK (by K)</b>							<b># KILL (by K)</b>			
	S	K	K/S	E	TA	Pct	S	K	K/S	
8 Vander Weide,Lindsey	123	432	3.51	152	1300	.215	8 Vander Weide,Lindsey	123	432	3.51
7 Stone, Ronika	126	380	3.02	106	801	.342	7 Stone, Ronika	126	380	3.02
4 Johnson, Willow	118	326	2.76	90	757	.312	4 Johnson, Willow	118	326	2.76
6 Page, Lauren	111	202	1.82	73	478	.270	6 Page, Lauren	111	202	1.82
16 Raskie, August	126	148	1.17	40	322	.335	16 Raskie, August	126	148	1.17
17 Borup, Taylor	60	136	2.27	45	408	.223	17 Borup, Taylor	60	136	2.27
1 Gill, Sumeet	75	115	1.53	33	246	.333	1 Gill, Sumeet	75	115	1.53
3 Van Sickle, Brooke	108	108	1.00	55	370	.143	3 Van Sickle, Brooke	108	108	1.00
5 Nuneviller, Brooke	118	3	0.03	4	27	-.037	5 Nuneviller, Brooke	118	3	0.03
10 Hanawahine, Kyra	10	1	0.10	0	1	1.000	10 Hanawahine, Kyra	10	1	0.10
11 Tastad, Camryn	111	0	0.00	1	2	-.500	11 Tastad, Camryn	111	0	0.00

<b># SET (by A)</b>						<b># SERVE (by SA)</b>					
	S	A	A/S	TA	Pct	S	SA	SE	SA/S	TA	Pct
16 Raskie, August	126	1486	11.79	3458	.430	8 Vander Weide,Lindsey	123	33	41	0.27	493 .917
5 Nuneviller, Brooke	118	84	0.71	341	.246	5 Nuneviller, Brooke	118	32	25	0.27	548 .954
11 Tastad, Camryn	111	46	0.41	169	.272	3 Van Sickle, Brooke	108	31	53	0.29	401 .868
8 Vander Weide,Lindsey	123	41	0.33	226	.181	7 Stone, Ronika	126	23	27	0.18	406 .933
3 Van Sickle, Brooke	108	28	0.26	156	.179	16 Raskie, August	126	19	16	0.15	430 .963
17 Borup, Taylor	60	16	0.27	53	.302	11 Tastad, Camryn	111	13	43	0.12	365 .882
4 Johnson, Willow	118	15	0.13	84	.179	4 Johnson, Willow	118	8	11	0.07	79 .861
7 Stone, Ronika	126	10	0.08	55	.182	17 Borup, Taylor	60	3	9	0.05	123 .927
6 Page, Lauren	111	8	0.07	27	.296	10 Hanawahine, Kyra	10	2	3	0.20	29 .897
1 Gill, Sumeet	75	5	0.07	20	.250	6 Page, Lauren	111	0	0	0.00	14 1.00
10 Hanawahine, Kyra	10	1	0.10	8	.125	1 Gill, Sumeet	75	0	1	0.00	9 .889


<b># BLOCK (by Total)</b>						<b># DEFENSE (by Dig)</b>				
	S	BS	BA	Total	Blk/S	S	Dig	Dig/S	BHE	
7 Stone, Ronika	126	20	130	150.0	1.19	5 Nuneviller, Brooke	118	580	4.92	0
6 Page, Lauren	111	15	76	91.0	0.82	8 Vander Weide,Lindsey	123	367	2.98	0
4 Johnson, Willow	118	0	83	83.0	0.70	16 Raskie, August	126	307	2.44	29
16 Raskie, August	126	3	62	65.0	0.52	3 Van Sickle, Brooke	108	252	2.33	0
8 Vander Weide,Lindsey	123	7	49	56.0	0.46	11 Tastad, Camryn	111	204	1.84	2
1 Gill, Sumeet	75	5	49	54.0	0.72	17 Borup, Taylor	60	125	2.08	0
17 Borup, Taylor	60	5	21	26.0	0.43	7 Stone, Ronika	126	96	0.76	1
3 Van Sickle, Brooke	108	4	15	19.0	0.18	4 Johnson, Willow	118	78	0.66	2
5 Nuneviller, Brooke	118	0	1	1.0	0.01	6 Page, Lauren	111	32	0.29	0
						1 Gill, Sumeet	75	10	0.13	1
						10 Hanawahine, Kyra	10	6	0.60	0

<b># RECEIPT (by TA)</b>					
	S	RE	RE/S	TA	Pct
8 Vander Weide,Lindsey	123	41	0.33	813	.950
5 Nuneviller, Brooke	118	28	0.24	572	.951
3 Van Sickle, Brooke	108	20	0.19	384	.948
11 Tastad, Camryn	111	17	0.15	279	.939
17 Borup, Taylor	60	10	0.17	224	.955
6 Page, Lauren	111	5	0.05	64	.922
7 Stone, Ronika	126	1	0.01	50	.980
4 Johnson, Willow	118	1	0.01	32	.969
1 Gill, Sumeet	75	0	0.00	15	1.000
TM TEAM	-	13	0.10	-	-
10 Hanawahine, Kyra	10	2	0.20	8	.750
16 Raskie, August	126	0	0.00	3	1.000

# HISTORY AND RECORDS

OREGON VOLLEYBALL



**ALAINA BERGSMA - 2012 AVCA National Player of the Year**

## INDIVIDUAL CAREER RECORDS

### POINTS\*

Rk..Points	Name	Years
1...1,852.0	Sonja Newcombe	2006-09
2...1,775.5	Liz Brenner	2011-14
3...1,704.5	Heather Meyers	2007-10
4...1,687.0	Lindsey Vander Weide	2015-18
5...1,568.5	Alaina Bergsma	2010-12
6...1,523.0	Kelly Russell	2002-05
7...1,440.0	Katherine Fischer	2009-12
8...1,345.0	Ariana Williams	2010-13
9...1,315.5	Neticia Enesi	2006-09
10...1,287.0	Martenne Bettendorf	2012-15

\* Since the start of rally scoring in 2001

### KILLS

Rk..Kills	Name	Years
1...2,099	Sue Harbour	1981-85
2...1,770	Teri Kramer	1984-87
3...1,617	Liz Brenner	2011-14
4...1,589	Michele Krebsbach	1986-89
5...1,580	Sonja Newcombe	2006-09
6...1,447	Lindsey Vander Weide	2015-18
7...1,421	Alaina Bergsma	2010-12
8...1,393	Heather Meyers	2007-10
9...1,353	Madeline Ernst	1995-98
10...1,283	Kelly Russell	2002-05
.....1,283	Dawnn Charroin	1988-91

### ATTACK PERCENTAGE\*

Rk..Pct.	Name	Years
1...333	Sue Harbour	1981-85
2...332	Serena Warner	2013-14
3...321	Ariana Williams	2010-13
4...316	Kristen Forristall	2007-08
5...315	Kacey Nady	2013-16
6...291	Heather Meyers	2007-11
7...278	Alaina Bergsma	2010-12
8...276	Karen Beamer	1979-81
9...269	Gorana Maricic	2007-08
10...267	Neticia Enesi	2006-10

\* Minimum 500 Total Attacks; Records not complete prior to 1983

### ATTACK ATTEMPTS

Rk..TA	Name	Years
1...4,680	Sue Harbour	1981-85
2...4,495	Teri Kramer	1984-87
3...4,318	Sonja Newcombe	2006-09
4...4,046	Liz Brenner	2011-14
5...3,985	Lindsey Vander Weide	2015-18
6...3,878	Michele Krebsbach	1986-89
7...3,532	Kelly Russell	2002-05
8...3,477	Katherine Fischer	2009-12
9...3,449	Dawnn Charroin	1988-91
10...3,419	Alaina Bergsma	2010-12

### DIGS

Rk..Digs	Name	Years
1...2,198	Katie Swoboda	2005-08
2...2,146	Amanda Benson	2013-16
3...1,577	Haley Jacob	2009-12
4...1,481	Teri Kramer	1984-87
5...1,346	Amy McNeel Barnes	1993-95
6...1,242	Lindsey Vander Weide	2015-18
7...1,233	Sonja Newcombe	2006-29
8...1,187	Katherine Fischer	2009-12
9...1,181	Dawnn Charroin	1988-91
10...1,149	LaReina Woods	1991-94

### DIGS PER SET\*

Rk..D/S	Name	Years
1...5.11	Katie Swoboda	2005-08
2...4.63	Amanda Benson	2013-16
3...4.01	Haley Jacob	2009-12
4...3.71	Amy McNeel Barnes	1993-95
5...3.37	LaReina Woods	1991-94
6...3.17	Teri Kramer	1984-87
7...2.96	Stephanie Warren	1991-92
8...2.83	Sonja Newcombe	2006-09
9...2.79	Dawnn Charroin	1988-91
10...2.77	Katie O'Neil	2001-04

\* Minimum 400 digs

### TOTAL BLOCKS

Rk..TB	Name	Years
1...542	Sue Harbour	1981-85
2...510	Cathy Hill	1980-81,83
3...483	Lauri Krejcha	1984-87
4...448	Dawnn Charroin	1988-91
5...436	Neticia Enesi	2006-09
6...431	Karen Beamer	1980-81
7...378	Kristen Bitter	2003-06
<b>8...375</b>	<b>Ronika Stone</b>	<b>2016-</b>
9...337	Mindee Adams	1988-91
10...322	Sonja Newcombe	2006-09

### BLOCK SOLOS

Rk..BS	Name	Years
1...273	Sue Harbour	1981-85
2...193	Cathy Hill	1980-81,83
3...151	Lauri Krejcha	1984-87
4...138	Dawnn Charroin	1988-91
5...126	Karen Beamer	1980-81
6...79	Michele Krebsbach	1986-89
7...78	Denise Kuhn	1985-89
8...73	Mindee Adams	1988-91
.....73	Tamra Chambers	1979-81
10...71	Stephanie Drier	1986-89

### BLOCK ASSISTS

Rk..BA	Name	Years
1...389	Neticia Enesi	2006-10
<b>2...332</b>	<b>Ronika Stone</b>	<b>2016-</b>
.....332	Lauri Krejcha	1984-87
4...317	Cathy Hill	1980-81,83
5...310	Kristen Bitter	2003-06
.....310	Dawnn Charroin	1988-91
7...284	Sonja Newcombe	2006-10
8...275	Karen Waddington	2004-07
9...269	Sue Harbour	1981-85
10...264	Mindee Adams	1988-91
.....264	Angee Henderson	1991-94
.....264	Ariana Williams	2010-13

### SERVICE ACES

Rk..SA	Name	Years
1...200	Sue Harbour	1981-85
2...173	Heather Meyers	2007-10
3...149	Cathy Hill	1980-81, 83
4...137	Teri Kramer	1984-87
5...128	Monica Camp	1984-87
6...125	Julie Jeffery	1988-91
7...119	Michele Krebsbach	1986-89
8...114	Katherine Fischer	2009-12
9...108	Lindsey Vander Weide	2015-18
10...106	Melissa Terzian	1986-89

### SERVICE ACES PER SET\*

Rk..SA/S	Name	Years
1...0.71	Lisa Gemoya	1983-84
2...0.53	Sue Harbour	1981-85
3...0.48	Mira Djuric	2005-06
4...0.40	Heidi Eakin	1983-85
.....0.40	Julie Jeffery	1988-91
6...0.39	Heather Meyers	2007-10
8...0.30	Michele Krebsbach	1986-89
.....0.30	Lindsay Closs	2001-02
10...0.29	Amanda Westrick	2006-09

\* Minimum 50 service aces; Records since 1983

### ASSISTS

Rk..Assists	Name	Years
1...5,213	Lauren Plum	2010-13
2...4,400	Nevena Djordjevic	2006-09
3...3,883	Stephanie Snyder	1986-89
4...3,369	Maggie Scott	2014-17
5...2,929	August Raskie	2015-18
6...2,732	Julie Gerlach	1998-01
7...2,673	Molly McGrath	1988-91
8...2,472	Heather Madison	2003-06
9...2,156	Sydney Chute	1999-02
10...2,129	Casey Crisler	1995-97

### ASSISTS PER SET

Rk..A/S	Name	Years
1...11.98	Lauren Plum	2010-13
2...10.95	Lisa Gemoya	1983-84
3...10.61	Stephanie Snyder	1986-89
4...10.07	Nevena Djordjevic	2006-09
5...9.51	Casey Crisler	1994-97
6...8.76	Jodi Bell	2002-03
7...8.25	Julie Gerlach	1998-01
8...7.87	Anna Gomez	1993-94
9...7.52	Heather Madison	2003-06
10...7.26	Maggie Scott	2014-17

\* Minimum 500 assists

**Bold indicates current student-athletes**

# INDIVIDUAL SINGLE SEASON RECORDS

## POINTS\*

Rk..	Points	Name	Year
1...	679.5	Gorana Maricic	2007
2...	631.5	Alaina Bergsma	2012
3...	578.5	Alaina Bergsma	2011
4...	552.5	Liz Brenner	2013
5...	546.0	Mira Djuric	2005
6...	537.0	Gorana Maricic	2008
7...	533.5	Sonja Newcombe	2009
8...	522.5	Liz Brenner	2012
9...	513.0	Lindsay Closs	2002
10...	496.5	Lindsey Vander Weide	2018

\* Since the start of rally scoring in 2001

## KILLS

Rk..	Kills	Name	Year
1...	703	Teri Kramer	1986
2...	687	Sue Harbour	1983
3...	635	Sue Harbour	1984
4...	616	Gorana Maricic	2007
5...	593	Madeline Ernst	1998
6...	590	Michele Krebsbach	1986
7...	572	Alaina Bergsma	2012
8...	514	Liz Brenner	2013
9...	510	Alaina Bergsma	2011
10...	485	Sue Harbour	1985

## KILLS PER SET\*

Rk..	K/S	Name	Year
1...	5.50	Gorana Maricic	2007
2...	5.41	Sue Harbour	1983
3...	5.37	Teri Kramer	1986
4...	5.20	Madeline Ernst	1998
5...	4.85	Alaina Bergsma	2012
6...	4.76	Michele Krebsbach	1986
7...	4.67	Sue Harbour	1984
8...	4.67	Liz Brenner	2013
9...	4.51	Alaina Bergsma	2011
10...	4.35	Sonja Newcombe	2009

\* Minimum 50 sets

## ATTACK ATTEMPTS

Rk..	TA	Name	Year
1...	1,719	Teri Kramer	1986
2...	1,505	Sue Harbour	1983
3...	1,406	Gorana Maricic	2007
4...	1,359	Alaina Bergsma	2011
5...	1,359	Sue Harbour	1984
6...	1,347	Michele Krebsbach	1986
7...	1,340	Liz Brenner	2013
8...	1,303	Madeline Ernst	1998
9...	1,300	Lindsey Vander Weide	2018
10...	1,257	Alaina Bergsma	2012

## HITTING PERCENTAGE\*

Rk..	Pct.	Name	Year
1...	.389	Neticia Enesi	2008
2...	<b>.374</b>	<b>Ronika Stone</b>	<b>2016</b>
3...	.374	Neticia Enesi	2009
4...	<b>.366</b>	<b>Ronika Stone</b>	<b>2017</b>
5...	.364	Sue Harbour	1984
6...	.363	Serena Warner	2014
7...	.347	Heather Meyers	2007
8...	.344	Ariana Williams	2013
9...	<b>.342</b>	<b>Ronika Stone</b>	<b>2018</b>
10...	.339	Kacey Nady	2014

\* Minimum 250 attack attempts

## DIGS

Rk..	Digs	Name	Year
1...	599	Katie Swoboda	2008
2...	586	Katie Swoboda	2007
3...	<b>580</b>	<b>Brooke Nuneviller</b>	<b>2018</b>
4...	575	Amanda Benson	2016
5...	565	Katie Swoboda	2006
6...	548	Amanda Benson	2014
7...	525	Haley Jacob	2012
8...	521	Amanda Benson	2015
9...	502	Amanda Benson	2013
10...	500	Haley Jacob	2011

## DIGS PER SET\*

Rk..	D/S	Name	Year
1...	5.33	Katie Swoboda	2007
2...	5.28	Katie Swoboda	2006
3...	5.03	Katie Swoboda	2008
4...	<b>4.92</b>	<b>Brooke Nuneviller</b>	<b>2018</b>
5...	4.91	Amanda Benson	2016
6...	4.77	Katie Swoboda	2005
7...	4.65	Amanda Benson	2015
8...	4.65	Katie O'Neil	2004
9...	4.61	Amanda Benson	2013
10...	4.45	Haley Jacob	2012

\* Minimum 50 sets

## TOTAL BLOCKS

Rk..	TB	Name	Year
1...	244	Cathy Hill	1980
2...	194	Karen Beamer	1980
3...	189	Lauri Krejcha	1987
4...	167	Cathy Hill	1981
5...	166	Laura Krejcha	1986
6...	165	Karen Beamer	1981
7...	164	Tamra Chambers	1980
8...	156	Sue Harbour	1983
9...	153	Neticia Enesi	2008
10...	153	Dawnn Charroin	1988

## BLOCKS PER SET\*

Rk..	B/S	Name	Year
1...	1.99	Lauri Krejcha	1987
2...	1.89	Cathy Hill	1980
3...	1.73	Karen Beamer	1980
4...	1.58	Karissa Meith	1993
5...	1.50	Dawnn Charroin	1988
6...	1.42	Denise Kuhn	1985
7...	1.36	Sue Harbour	1985
8...	1.32	Karen Waddington	2006
9...	1.29	Laura Krejcha	1986
10...	1.28	Marcie Price	1992

\* Minimum 50 sets

## BLOCK SOLOS

Rk..	BS	Name	Year
1...	107	Cathy Hill	1980
2...	86	Sue Harbour	1984
3...	85	Sue Harbour	1985
4...	78	Karen Beamer	1980
5...	66	Sue Harbour	1983
6...	56	Tamra Chambers	1980
7...	53	Lauri Krejcha	1987
8...	52	Lauri Krejcha	1984
9...	49	Dawnn Charroin	1988
10...	48	Cathy Hill	1981

## BLOCK ASSISTS

Rk..	BA	Name	Year
1...	143	Neticia Enesi	2008
2...	137	Cathy Hill	1980
3...	136	Lauri Krejcha	1987
4...	<b>130</b>	<b>Ronika Stone</b>	<b>2018</b>
5...	123	Laura Krejcha	1986
6...	119	Cathy Hill	1981
7...	<b>118</b>	<b>Ronika Stone</b>	<b>2017</b>
8...	117	Karen Beamer	1981
9...	116	Karen Beamer	1980
10...	115	Serena Warner	2014

## SERVICE ACES

Rk..	SA	Name	Year
1...	65	Cathy Hill	1981
2...	61	Julie Jeffery	1990
3...	60	Heather Meyers	2010
4...	60	Sue Harbour	1984
5...	59	Mira Djuric	2005
6...	59	Lisa Gemoya	1984
7...	53	Barb Lutz	1983
8...	50	Teri Kramer	1984
9...	50	Kim Jessup	1980
10...	48	Sue Harbour	1983

## SERVICE ACES PER SET\*

Rk..	SA/S	Name	Year
1...	0.78	Lauren Westendorf	2004
2...	0.56	Heather Meyers	2010
3...	0.57	Julie Jeffery	1990
4...	0.55	Mira Djuric	2005
5...	0.51	Sarah Mason	2004
6...	0.47	Monique Tobbagi	1999
7...	0.46	Lisa Gemoya	1984
8...	0.44	Sue Harbour	1984
9...	0.44	Susan Payne	1986
10...	0.43	Heather Meyers	2009
11...	0.43	Julie Jeffery	1989

\* Minimum 50 sets

## ASSISTS

Rk..	Assists	Name	Year
1...	1,723	Stephanie Snyder	1986
2...	1,618	Lauren Plum	2012
3...	1,540	Julie Gerlach	1998
4...	1,486	August Raskie	2018
5...	1,401	Lisa Gemoya	1984
6...	1,367	Nevena Djordjevic	2008
7...	1,362	Nevena Djordjevic	2009
8...	1,330	Lauren Plum	2011
9...	1,293	Molly McGrath	1990
10...	1,246	Lauren Plum	2010

## ASSISTS PER SET\*

Rk..	A/S	Name	Year
1...	13.51	Julie Gerlach	1998
2...	13.30	Lauren Plum	2012
3...	13.15	Stephanie Snyder	1986
4...	12.38	Nevena Djordjevic	2009
5...	12.08	Molly McGrath	1990
6...	11.79	August Raskie	2018
7...	11.75	Lauren Plum	2010
8...	11.67	Lauren Plum	2011
9...	11.58	Nevena Djordjevic	2008
10...	10.95	Lisa Gemoya	1984

\* Minimum 50 sets

**Bold indicates current student-athletes**

## INDIVIDUAL SINGLE MATCH RECORDS

### KILLS

Rk...	No...	Name.....	Opponent.....	Date
1.....	41	Sue Harbour	San Jose State	1983
2.....	38	Madeline Ernst	Wake Forest	1998
3.....	37	Sue Harbour	Rhode Island	1985
.....	37	Michele Krebsbach	Portland State	1986
5.....	36	Sonja Newcombe	at #4 Washington	11/27/09
.....	36	Teri Kramer	Portland State	1986
7.....	34	Madeline Ernst	at Washington	1998
.....	34	Sue Harbour	Hawaii	1984
.....	34	Sue Harbour	California	1983
.....	34	Teri Kramer	Nebraska	1986
.....	34	Teri Kramer	at California	1986
.....	34	Stephanie Warren	at Oregon State	1992

### ATTACK ATTEMPTS

Rk...	No...	Name.....	Opponent.....	Date
1.....	93	Teri Kramer	California	1986
2.....	92	Teri Kramer	Portland State	1986
3.....	88	Sue Harbour	California	1983
.....	88	Liz Brenner	Arizona	11/2/13
5.....	86	Sue Harbour	Hawaii	1984
6.....	83	Dawnn Charroin	Portland	1990
.....	83	Michele Krebsbach	Portland State	1986
8.....	82	Teri Kramer	at Portland State	1986
.....	82	Stephanie Warren	at Oregon State	1992
10.....	81	Alaina Bergsma	vs. Colorado State (5s)	12/1/11

### HITTING PERCENTAGE\*

Rk. No.	Name (K-E-TA)	Opponent	Date
1.....	917	Serena Warner (11-0-12)	at Washington State 11/9/14
2.....	900	Tia Stewart (9-0-10)	Gonzaga 1997
3.....	875	Michele Krebsbach (14-0-16)	Fresno State 1986
4.....	857	Sumeet Gill (12-0-14)	Arkansas-Pine Bluff 9/1/18
5.....	818	Heather Madison (9-0-11)	at Washington State 2004
6.....	786	Neticia Enesi (12-1-14)	at Washington State 10/19/08
.....	786	Sue Harbour (12-1-14)	Portland State 1983
.....	786	Karen Waddington (11-0-14)	Oregon State 2004
9.....	750	Kacey Nady (9-0-12)	No. 2 Texas 8/26/16
.....	750	Neticia Enesi (13-1-16)	at Arizona 11/21/08
.....	750	Gorana Maricic (10-1-12)	Rutgers 9/7/07
.....	750	Lauri Krejcha (9-0-12)	Miami (Ohio) 1987
.....	750	Kris Lubahn (13-1-16)	Montana State 1981

\* Minimum 10 attack attempts

### DIGS

Rk...	No...	Name.....	Opponent.....	Date
1.....	64	Teri Kramer	BYU	1985
2.....	50	Amy McNeel	at California	1995
3.....	43	Katie O'Neil	Washington State	10/28/04
4.....	42	Teri Kramer	at Cal Poly	1986
5.....	39	Monica Camp	at Cal Poly	1986
6.....	37	Katie Swoboda	vs. #5 UCLA	10/3/08
<b>7.....</b>	<b>35</b>	<b>Brooke Nuneviller</b>	<b>#22 Washington State</b>	<b>9/23/18</b>
.....	35	Haley Jacob	at #5 Stanford	11/18/11
.....	35	Dawnn Charroin	Portland	1990
.....	35	Michele Krebsbach	at Cal Poly	1986
.....	35	Molly McGrath	Washington	1990

### TOTAL BLOCKS

Rk...	No...	Name.....	Opponent.....	Date
1.....	20	Lauri Krejcha	Portland State	1987
2.....	17	Dawnn Charroin	at Southern Cal	1988
3.....	15	Lauri Krejcha	at Oregon State	1987
4.....	14	Tia Stewart	Oregon State	1996
5.....	13	Karen Beamer	Montana	1981
.....	13	Dawnn Charroin	at Oregon State	1988
.....	13	Michelle Christ	Oregon State	1996
.....	13	Sue Harbour	Oregon State	1983
.....	13	Serena Warner	Santa Clara	12/4/14
<b>10.....</b>	<b>12</b>	<b>Ronika Stone</b>	<b>vs. #22 UCLA</b>	<b>11/4/18</b>
.....	12	Lauren Page	at Colorado	10/22/2016
.....		Six more players tied with 12.		

### BLOCK ASSISTS

Rk...	No...	Name.....	Opponent.....	Date
1.....	14	Tia Stewart	Oregon State	1996
2.....	13	Michelle Christ	Oregon State	1996
3.....	12	Lauren Page	at Colorado	10/22/2016
.....	12	Neticia Enesi	at #12 USC	10/31/08
.....	12	Alli White	Oregon State	1996
6.....	11	Lauri Krejcha	at Oregon State	1987
.....	11	Halie Mazza	California	2000
.....	11	Marcie Price	at Arizona State	1991
.....	11	Tia Stewart	at Rice	1996
.....	11	Serena Warner	Santa Clara	12/4/14

### BLOCK SOLOS

Rk...	No...	Name.....	Opponent.....	Date
1.....	11	Tamra Chambers	Sacramento State	1979
.....	11	Lauri Krejcha	Portland State	1987
3.....	8	Dawnn Charroin	Southern California	1988
4.....	7	Sue Harbour	Idaho	1983
.....	7	Sue Harbour	at Northwestern	1985
6.....	6	Kristin Bitter	USC 11/3/05	
.....	6	Sue Harbour	Arizona State	1985
.....	6	Sue Harbour	at Fresno State	1985
.....	6	Sue Harbour	Oregon State	1984
.....	6	Sue Harbour	Colorado State	1984

### SERVICE ACES

Rk...	No...	Name.....	Opponent.....	Date
1.....	12	Lauren Westendorf	Seton Hall	9/18/04
2.....	9	Brooke Van Sickle	Portland State	8/28/18
3.....	8	Amy McNeel	George Washington	9/8/95
4.....	7	Mira Djuric	vs. Utah State	9/2/06
.....	7	Sue Harbour	Washington State	1982
6.....	6	Katherine Fischer	vs. WSU	9/24/10
.....	6	Heather Meyers	at Portland State	9/7/10
.....	6	Heather Meyers	vs. American	9/10/10
.....	6	Heather Meyers	vs. Arizona State	10/8/10
.....	6	Erin Little	vs. Portland State	8/27/06
.....	6	Sydney Chute	Stanford	9/14/00
.....	6	Madeline Ernst	at #16 Arizona	10/30/98
.....	6	Sue Harbour	at Pacific (Ca.)	9/14/81
.....	6	Michele Krebsbach	Rhode Island	9/4/86
.....	6	Michele Krebsbach	Portland State	10/1/86
.....	6	Susan Payne	Stanford	1986

### ASSISTS

Rk...	No...	Name.....	Opponent.....	Date
1.....	87	Stephanie Snyder	Portland State	1986
2.....	86	Tina Adolph	at Rhode Island	1985
3.....	83	Molly McGrath	Portland	1990
4.....	82	Julie Gerlach	at Washington	1998
5.....	80	Stephanie Snyder	California	1986
6.....	78	Molly McGrath	Oregon State	1990
7.....	77	Stephanie Snyder	at Portland State	1986
8.....	76	Julie Gerlach	Wake Forest	1998
9.....	75	Lauren Plum	at #6 Washington	11/16/12
10.....	73	Casey Crisler	at Nevada	1997
.....	73	Stephanie Snyder	at Washington	1987

**Bold indicates current student-athletes**

### OREGON TEAM MATCH RECORDS

**Kills:** 103, vs. Portland St., 1986  
**Attack Attempts:** 264, vs. Hawaii, 1984  
**Hitting Percentage:** .661, vs. Fresno State, 1986  
**Block Solos:** 18, vs. Portland State, 1987  
**Block Assists:** 52, vs. Oregon State, 1996  
**Aces:** 22, vs. Seton Hall, 2004

# RECORDS BREAKDOWN

## INDIVIDUAL

### POINTS

<b>Match:</b>	35.5.....	Mira Djuric vs Evansville.....	9/10/05
<b>Season:</b>	679.5.....	Gorana Maricic.....	2007
<b>Career:</b>	1,852.....	Sonja Newcombe.....	2006-09

### KILLS

<b>Match:</b>	41.....	Sue Harbour vs San Jose State.....	1983
<b>Season:</b>	703.....	Teri Kramer.....	1986
<b>Career:</b>	2,099.....	Sue Harbour.....	1981-85

### ATTACK ATTEMPTS

<b>Match:</b>	93.....	Teri Kramer vs California.....	1986
<b>Season:</b>	1,719.....	Teri Kramer.....	1986
<b>Career:</b>	4,680.....	Sue Harbour.....	1981-85

### HITTING PERCENTAGE

<b>Match:</b>	.900.....	Tia Stewart vs Gonzaga.....	1997
<b>Season:</b>	.389.....	Neticia Enesi.....	2008
<b>Career:</b>	.329.....	Sue Harbour.....	1981-85

### DIGS

<b>Match:</b>	64.....	Teri Kramer vs BYU.....	1985
<b>Season:</b>	599.....	Katie Swoboda.....	2008
<b>Career:</b>	2,198.....	Katie Swoboda.....	2005-08

### TOTAL BLOCKS

<b>Match:</b>	20.....	Lauri Krejcha vs Portland State.....	1987
<b>Season:</b>	244.....	Cathy Hill.....	1980
<b>Career:</b>	550.....	Sue Harbour.....	1981-85

### BLOCK SOLOS

<b>Match:</b>	11.....	Tamra Chambers vs Sac. State.....	1979
	11.....	Lauri Krejcha vs Oregon State.....	1987
<b>Season:</b>	107.....	Cathy Hill.....	1980
<b>Career:</b>	203.....	Sue Harbour.....	1981-85

### BLOCK ASSISTS

<b>Match:</b>	14.....	Tia Stewart vs Oregon State.....	1996
<b>Season:</b>	143.....	Neticia Enesi.....	2008
<b>Career:</b>	389.....	Neticia Enesi.....	2006-09

### SERVICE ACES

<b>Match:</b>	12.....	Lauren Westerndorf vs Seton Hall.....	2004
<b>Season:</b>	65.....	Cathy Hill.....	1981
<b>Career:</b>	200.....	Sue Harbour.....	1981-85

### ASSISTS

<b>Match:</b>	87.....	Stephanie Snyder vs Portland St.....	1986
<b>Season:</b>	1,723.....	Stephanie Snyder.....	1986
<b>Career:</b>	4,400.....	Nevena Djordjevic.....	2006-09

## TEAM STREAKS

<b>Longest Winning Streak:</b>	.....	15 (1980)
<b>Longest Losing Streak:</b>	.....	19 (2003)
<b>Longest Home Winning Streak:</b>	.....	15 (2007-08)
<b>Longest Home Losing Streak:</b>	.....	12 (1994)
<b>Longest Road Winning Streak:</b>	.....	9 (1980, 1984)
<b>Longest Road Losing Streak:</b>	.....	11 (1992)

## TEAM

### MOST KILLS

<b>Match:</b>	103.....	vs Portland State.....	1986
<b>Season:</b>	2,043.....	.....	1984

### FEWEST KILLS

<b>Match:</b>	15.....	vs USC.....	1983
	15.....	vs Nebraska.....	1985
<b>Season:</b>	861.....	.....	1982

### MOST ATTACK ATTEMPTS

<b>Match:</b>	264.....	vs Hawaii.....	1984
<b>Season:</b>	5,122.....	.....	1984

### HIGHEST HITTING PERCENTAGE

<b>Match:</b>	.661.....	vs Fresno State.....	1986
<b>Season:</b>	.289.....	.....	2008

### LOWEST HITTING PERCENTAGE

<b>Match:</b>	-.162.....	vs Arizona.....	2000
<b>Season:</b>	.147.....	.....	1992

### BLOCK SOLOS

<b>Match:</b>	18.....	vs Portland State.....	1987
<b>Season:</b>	208.....	.....	1984

### BLOCK ASSISTS

<b>Match:</b>	52.....	vs Oregon State.....	1996
<b>Season:</b>	548.....	.....	2008

### SERVICE ACES

<b>Match:</b>	22.....	vs Seton Hall.....	2004
<b>Season:</b>	279.....	.....	1984

## OPPONENT

### MOST KILLS

<b>Match (Ind.):</b>	36.....	Rachel Rourke, Oregon St.....	2009
<b>Match (Team):</b>	132.....	Rhode Island.....	1985

### FEWEST KILLS

<b>Match (Team):</b>	15.....	Wisconsin.....	1984
----------------------	---------	----------------	------

### MOST ATTACK ATTEMPTS

<b>Match (Ind.):</b>	83.....	Rachel Rourke, Oregon St.....	2009
<b>Match (Team):</b>	281.....	Hawaii.....	1984

### FEWEST ATTACK ATTEMPTS

<b>Match (Team):</b>	54.....	Hofstra.....	1985
----------------------	---------	--------------	------

### HIGHEST HITTING PERCENTAGE

<b>Match (Team):</b>	.538.....	Stanford.....	1997
----------------------	-----------	---------------	------

### LOWEST HITTING PERCENTAGE

<b>Match (Team):</b>	-.072.....	Wichita State.....	1993
----------------------	------------	--------------------	------

### BLOCK SOLOS

<b>Match (Ind.):</b>	7.....	Marianne Smith, Purdue.....	1984
<b>Match (Team):</b>	19.....	Rhode Island.....	1985

### BLOCK ASSISTS

<b>Match (Ind.):</b>	14.....	Amanda Gil, Washington.....	2012
<b>Match (Team):</b>	39.....	Washington.....	1998

### SERVICE ACES

<b>Match (Ind.):</b>	9.....	Brook Coulter, California.....	1998
<b>Match (Team):</b>	17.....	San Jose State.....	1983

## TEAM LEADERS BY YEAR

### POINTS

2018.....	496.5.....	Lindsey Vander Weide
2017.....	405.5.....	Taylor Agost
2016.....	451.....	Lindsey Vander Weide
2015.....	410.....	Lindsey Vander Weide
2014.....	489.....	Martenne Bettendorf
2013.....	552.....	Liz Brenner
2012.....	631.5.....	Alaina Bergsma
2011.....	578.5.....	Alaina Bergsma
2010.....	494.0.....	Heather Meyers
2009.....	533.5.....	Sonja Newcombe
2008.....	537.5.....	Gorana Maricic
2007.....	679.5.....	Gorana Maricic
2006.....	456.5.....	Sonja Newcombe
2005.....	546.0.....	Mira Djuric
2004.....	390.0.....	Kelly Russell
2003.....	330.0.....	Kelly Russell
2002.....	513.0.....	Lindsay Closs
2001.....	437.5.....	Monique Tobbagi

### KILLS

2018.....	432.....	Lindsey Vander Weide
2017.....	348.....	Taylor Agost
2016.....	379.....	Lindsey Vander Weide
2015.....	365.....	Martenne Bettendorf
2014.....	440.....	Martenne Bettendorf
2013.....	514.....	Liz Brenner
2012.....	572.....	Alaina Bergsma
2011.....	510.....	Alaina Bergsma
2010.....	402.....	Heather Meyers
2009.....	474.....	Sonja Newcombe
2008.....	473.....	Gorana Maricic
2007.....	616.....	Gorana Maricic
2006.....	381.....	Sonja Newcombe
2005.....	448.....	Mira Djuric
2004.....	336.....	Kelly Russell
2003.....	278.....	Kelly Russell
2002.....	407.....	Lindsay Closs
2001.....	390.....	Monique Tobbagi
2000.....	360.....	Monique Tobbagi
1999.....	248.....	Amy Banducci
1998.....	593.....	Madeline Ernst
1997.....	363.....	Madeline Ernst
1996.....	302.....	Amy Barnes
1995.....	319.....	Amy McNeel
1994.....	346.....	Angee Henderson
1993.....	338.....	Karissa Meith
1992.....	320.....	Stephanie Warren
1991.....	373.....	Dawnn Charroin
1990.....	349.....	Dawnn Charroin
1989.....	340.....	Michele Krebsbach
1988.....	425.....	Michele Krebsbach
1987.....	370.....	Teri Kramer
1986.....	703.....	Teri Kramer
1985.....	485.....	Sue Harbour
1984.....	635.....	Sue Harbour
1983.....	687.....	Sue Harbour
1982.....	233.....	Sue Harbour
1981.....	375.....	Karen Beamer
1980.....	415.....	Tamra Chambers
1979.....	376.....	Lynette Woods

### ATTACK ATTEMPTS

2018.....	1,300.....	Lindsey Vander Weide
2017.....	892.....	Taylor Agost
2016.....	954.....	Lindsey Vander Weide
2015.....	960.....	Martenne Bettendorf
2014.....	1,029.....	Martenne Bettendorf
2013.....	1,340.....	Liz Brenner
2012.....	1,257.....	Alaina Bergsma
2011.....	1,359.....	Alaina Bergsma
2010.....	1,064.....	Katherine Fischer
2009.....	1,191.....	Sonja Newcombe
2008.....	1,136.....	Gorana Maricic
2007.....	1,406.....	Gorana Maricic
2006.....	1,107.....	Sonja Newcombe
2005.....	1,092.....	Mira Djuric
2004.....	1,082.....	Kelly Russell
2003.....	696.....	Kelly Russell
2002.....	891.....	Lindsay Closs
2001.....	1,052.....	Monique Tobbagi
2000.....	906.....	Monique Tobbagi
1999.....	798.....	Amy Banducci
1998.....	1,303.....	Madeline Ernst
1997.....	829.....	Madeline Ernst
1996.....	853.....	Amy Barnes
1995.....	926.....	Amy McNeel
1994.....	1,005.....	Angee Henderson
1993.....	897.....	Karissa Meith
1992.....	872.....	Stephanie Warren
1991.....	943.....	Dawnn Charroin
1990.....	1,005.....	Ali Watkins
1989.....	898.....	Dawnn Charroin
1988.....	1,049.....	Michele Krebsbach
1987.....	885.....	Teri Kramer
1986.....	1,719.....	Teri Kramer
1985.....	1,144.....	Sue Harbour
1984.....	1,359.....	Sue Harbour
1983.....	1,505.....	Sue Harbour
1982.....	529.....	Sue Harbour
1981.....	912.....	Tamra Chambers
1980.....	1,096.....	Tamra Chambers
1979.....	NA.....	NA

### HITTING PERCENTAGE

<b>2018.....</b>	<b>.342.....</b>	<b>Ronika Stone</b>
<b>2017.....</b>	<b>.366.....</b>	<b>Ronika Stone</b>
<b>2016.....</b>	<b>.374.....</b>	<b>Ronika Stone</b>
2015.....	.320.....	Kacey Nady
2014.....	.363.....	Serena Warner
2013.....	.344.....	Ariana Williams
2012.....	.334.....	Ariana Williams
2011.....	.307.....	Ariana Williams
2010.....	.301.....	Heather Meyers
2009.....	.374.....	Neticia Enesi
2008.....	.389.....	Neticia Enesi
2007.....	.347.....	Heather Meyers
2006.....	.246.....	Mira Djuric
2005.....	.237.....	Kelly Russell
2004.....	.268.....	Lauren Westendorf
2003.....	.257.....	Sarah Mason
2002.....	.320.....	Amanda Porter
2001.....	.311.....	Stephanie Martin
2000.....	.294.....	Halie Mazza
1999.....	.243.....	Halie Mazza
1998.....	.307.....	Tanja Nikolic

1997.....	.306.....	Tia Stewart
1996.....	.206.....	Amy Barnes
1995.....	.243.....	Dani Cordova
1994.....	.231.....	Dani Cordova
1993.....	.206.....	Karissa Meith
1992.....	.181.....	Anne Conway
1991.....	.265.....	Mindee Adams
1990.....	.230.....	Mindee Adams
1989.....	.234.....	Stephanie Drier
1988.....	.260.....	Julie Jeffery
1987.....	.247.....	Lauri Krejcha
1986.....	.272.....	Michele Krebsbach
1985.....	.303.....	Sue Harbour
1984.....	.364.....	Sue Harbour
1983.....	.324.....	Sue Harbour
1982.....	.325.....	Sue Harbour
1981.....	.284.....	Karen Beamer
1980.....	.225.....	Cathy Hill
1979.....	NA.....	NA

### DIGS

<b>2018.....</b>	<b>580.....</b>	<b>Brooke Nuneviller</b>
2017.....	358.....	Alex Hojnar
2016.....	575.....	Amanda Benson
2015.....	521.....	Amanda Benson
2014.....	548.....	Amanda Benson
2013.....	502.....	Amanda Benson
2012.....	525.....	Haley Jacob
2011.....	500.....	Haley Jacob
2010.....	450.....	Haley Jacob
2009.....	324.....	Sonja Newcombe
2008.....	599.....	Katie Swoboda
2007.....	586.....	Katie Swoboda
2006.....	656.....	Katie Swoboda
2005.....	448.....	Katie Swoboda
2004.....	363.....	Katie O'Neil
2003.....	266.....	Katie O'Neil
2002.....	321.....	Lindsay Murphy
2001.....	252.....	Monique Tobbagi
2000.....	253.....	Amy Banducci
1999.....	210.....	Amy Banducci
1998.....	270.....	Amy Banducci
1997.....	214.....	Alison Pepe
1996.....	379.....	Amy Barnes
1995.....	426.....	Amy McNeel
1994.....	359.....	LaReina Woods
1993.....	363.....	LaReina Woods
1992.....	313.....	LaReina Woods
1991.....	375.....	Dawnn Charroin
1990.....	350.....	Dawnn Charroin
1989.....	315.....	Melissa Terzian
1988.....	278.....	Michele Krebsbach
1987.....	300.....	Teri Kramer
1986.....	452.....	Teri Kramer
1985.....	410.....	Teri Kramer
1984.....	327.....	Sue Harbour
1983-79.....	NA.....	NA

**Bold indicates current student-athletes**

## TEAM LEADERS BY YEAR

### TOTAL BLOCKS

<b>2018</b> .....	<b>150</b> .....	<b>Ronika Stone</b>
<b>2017</b> .....	<b>129</b> .....	<b>Ronika Stone</b>
<b>2016</b> .....	<b>96</b> .....	<b>Ronika Stone</b>
2015.....	102.....	Kacey Nady
2014.....	133.....	Serena Warner
2013.....	104.....	Ariana Williams
2012.....	86.....	Canace Finley
2011.....	70.....	Ariana Williams
2010.....	85.....	Jocelyn Levig
2009.....	118.....	Neticia Enesi
2008.....	153.....	Neticia Enesi
2007.....	117.....	Kristen Forristall
2006.....	116.....	Karen Waddington
2005.....	101.....	Kristen Bitter
2004.....	73.....	Kristen Bitter
2003.....	98.....	Kristen Bitter
2002.....	110.....	Lindsay Closs
2001.....	126.....	Stephanie Martin
2000.....	99.....	Halie Mazza
1999.....	46.....	Halie Mazza, Shelli Nisle
1998.....	97.....	Alli White
1997.....	97.....	Tia Stewart
1996.....	120.....	Alli White
1995.....	119.....	Dani Cordova
1994.....	103.....	Bettina Roth
1993.....	145.....	Karissa Meith
1992.....	114.....	Marcie Price
1991.....	124.....	Dawnn Charroin
1990.....	117.....	Mindee Adams
1989.....	113.....	Mindee Adams
1988.....	153.....	Dawnn Charroin
1987.....	189.....	Lauri Krejcha
1986.....	166.....	Lauri Krejcha
1985.....	152.....	Sue Harbour
1984.....	136.....	Sue Harbour
1983.....	156.....	Sue Harbour
1982.....	73.....	Sue Harbour
1981.....	167.....	Cathy Hill
1980.....	244.....	Cathy Hill
1979.....	183.....	Tamra Chambers

### BLOCK SOLOS

<b>2018</b> .....	<b>20</b> .....	<b>Ronika Stone</b>
<b>2017</b> .....	<b>11</b> .....	<b>Ronika Stone</b>
<b>2016</b> .....	<b>12</b> .....	<b>Ronika Stone</b>
2015.....	8.....	Kacey Nady
2014.....	18.....	Serena Warner
2013.....	17.....	Ariana Williams
2012.....	15.....	Canace Finley
2011.....	17.....	Ariana Williams
2010.....	7.....	H. Meyers, K. Fischer, A. Williams
2009.....	14.....	Neticia Enesi
2008.....	10.....	Neticia Enesi
2007.....	12.....	Kristen Forristall
2006.....	16.....	Kristen Bitter
2005.....	26.....	Kristen Bitter
2004.....	11.....	Kristen Bitter
2003.....	15.....	Kristen Bitter
2002.....	22.....	Lindsay Closs
2001.....	18.....	Lindsay Closs
2000.....	8.....	Halie Mazza
1999.....	7.....	Halie Mazza
1998.....	13.....	Tanja Nikolic, Alli White
1997.....	13.....	Tia Stewart
1996.....	12.....	Alli White
1995.....	16.....	Dani Cordova
1994.....	22.....	Bettina Roth
1993.....	32.....	Karissa Meith
1992.....	19.....	Stephanie Warren

1991.....	46.....	Dawnn Charroin
1990.....	24.....	Mindee Adams
1989.....	32.....	Dawnn Charroin
1988.....	49.....	Dawnn Charroin
1987.....	53.....	Lauri Krejcha
1986.....	43.....	Lauri Krejcha
1985.....	85.....	Sue Harbour
1984.....	86.....	Sue Harbour
1983.....	66.....	Sue Harbour
1982.....	31.....	Sue Harbour
1981.....	48.....	Karen Beamer, Cathy Hill
1980.....	107.....	Cathy Hill
1979.....	140.....	Tamra Chambers

### BLOCK ASSISTS

<b>2018</b> .....	<b>130</b> .....	<b>Ronika Stone</b>
<b>2017</b> .....	<b>118</b> .....	<b>Ronika Stone</b>
<b>2016</b> .....	<b>84</b> .....	<b>Ronika Stone</b>
2015.....	94.....	Kacey Nady
2014.....	115.....	Serena Warner
2013.....	87.....	Ariana Williams
2012.....	71.....	Canace Finley
2011.....	61.....	Milica Krstojevic
2010.....	80.....	Jocelyn Levig
2009.....	104.....	Neticia Enesi
2008.....	143.....	Neticia Enesi
2007.....	105.....	Kristen Forristall
2006.....	107.....	Karen Waddington
2005.....	79.....	Kelly Russell
2004.....	62.....	Kristen Bitter
2003.....	83.....	Kristen Bitter
2002.....	88.....	Lindsay Closs
2001.....	113.....	Stephanie Martin
2000.....	91.....	Halie Mazza
1999.....	40.....	Shelli Nisle
1998.....	84.....	Alli White
1997.....	84.....	Tia Stewart
1996.....	108.....	Alli White
1995.....	103.....	Dani Cordova
1994.....	81.....	Bettina Roth
1993.....	113.....	Karissa Meith
1992.....	97.....	Marcie Price
1991.....	78.....	Dawnn Charroin
1990.....	93.....	Mindee Adams
1989.....	88.....	Mindee Adams
1988.....	104.....	Dawnn Charroin
1987.....	136.....	Lauri Krejcha
1986.....	123.....	Lauri Krejcha
1985.....	67.....	Sue Harbour
1984.....	63.....	Cynthia Shepherd
1983.....	90.....	Sue Harbour
1982.....	42.....	Sue Harbour
1981.....	119.....	Cathy Hill
1980.....	137.....	Cathy Hill
1979.....	54.....	Lynette Mills

### ASSISTS

2018.....	1,486.....	August Raskie
2017.....	703.....	Maggie Scott
2016.....	784.....	Maggie Scott
2015.....	1,053.....	Maggie Scott
2014.....	829.....	Maggie Scott
2013.....	1,019.....	Lauren Plum
2012.....	1,618.....	Lauren Plum
2011.....	1,330.....	Lauren Plum
2010.....	1,246.....	Lauren Plum
2009.....	1,362.....	Nevena Djordjevic
2008.....	1,367.....	Nevena Djordjevic
2007.....	974.....	Nevena Djordjevic
2006.....	697.....	Nevena Djordjevic

2005.....	703.....	Heather Madison
2004.....	1,045.....	Heather Madison
2003.....	732.....	Jodi Bell
2002.....	844.....	Jodi Bell
2001.....	677.....	Sydney Chute
2000.....	660.....	Sydney Chute
1999.....	486.....	Sydney Chute
1998.....	1,540.....	Julie Gerlach
1997.....	1,009.....	Casey Crisler
1996.....	1,033.....	Casey Crisler
1995.....	1,086.....	Casey Crisler
1994.....	690.....	Casey Crisler
1993.....	881.....	Anna Gomez
1992.....	910.....	Kalie Kerr
1991.....	891.....	Molly McGrath
1990.....	1,293.....	Molly McGrath
1989.....	1,022.....	Stephanie Snyder
1988.....	422.....	Stephanie Snyder
1987.....	716.....	Stephanie Snyder
1986.....	1,723.....	Stephanie Snyder
1985.....	1,062.....	Tina Adolph
1984.....	1,401.....	Lisa Gemoya
1983-80.....	NA.....	NA
1979.....	629.....	Tamra Chambers

### SERVICE ACES

2018.....	33.....	Lindsey Vander Weide
<b>2017</b> .....	<b>30</b> .....	<b>Ronika Stone</b>
2016.....	37.....	Lindsey Vander Weide
2015.....	29.....	Maggie Scott
2014.....	27.....	Liz Brenner
2013.....	20.....	Amanda Benson
2012.....	32.....	Katherine Fischer
2011.....	29.....	Alaina Bergsma
2010.....	60.....	Heather Meyers
2009.....	43.....	Heather Meyers
2008.....	37.....	Amanda Westrick
2007.....	46.....	Heather Meyers
2006.....	44.....	Mira Djuric
2005.....	59.....	Mira Djuric
2004.....	37.....	Sarah Mason
2003.....	21.....	Jodi Bell
2002.....	40.....	Lindsay Closs
2001.....	24.....	Lindsay Closs, Lindsay Murphy
2000.....	39.....	Sydney Chute
1999.....	27.....	Monique Tobbago
1998.....	41.....	Madeline Ernst
1997.....	25.....	Alison Pepe
1996.....	20.....	Amy Barnes
1995.....	29.....	Casey Crisler
1994.....	23.....	Bettina Roth
1993.....	30.....	Amy McNeel
1992.....	19.....	LaReina Woods
1991.....	23.....	Gretchen Hughes, Stephanie Warren
1990.....	61.....	Julie Jeffery
1989.....	47.....	Julie Jeffery
1988.....	31.....	Michele Krebsbach, Melissa Terzian
1987.....	28.....	Teri Kramer
1986.....	46.....	Monica Camp
1985.....	32.....	Tina Adolph
1984.....	60.....	Sue Harbour
1983.....	53.....	Barb Lutz
1982.....	41.....	Sue Harbour
1981.....	65.....	Cathy Hill
1980.....	50.....	Kim Jessup
1979.....	31.....	Tamra Chambers

**Bold indicates current student-athletes**

## TEAM STATISTICS BY YEAR

### POINTS

Year	UO	Opponents
2018	2,317.0	1,997.5
2017	1,949.0	1,797.5
2016	2,671.0	2,367.0
2015	1,934.0	1,818.5
2014	2,215.0	2,004.5
2013	2,012.0	1,787.5
2012	2,347.0	1,836.5
2011	1,985.0	1,738.0
2010	1,909.5	1,706.0
2009	2,036.5	1,823.5
2008	2,250.0	1,873.0
2007	2,427.0	2,059.5
2006	2,079.0	1,964.5
2005	2,013.5	2,055.5

### KILLS

Year	UO	Opponents
2018	1,851	1,632
2017	1,528	1,441
2016	1,679	1,431
2015	1,592	1,429
2014	1,818	1,574
2013	1,646	1,406
2012	1,962	1,397
2011	1,646	1,348
2010	1,539	1,320
2009	1,616	1,436
2008	1,771	1,485
2007	1,943	1,614
2006	1,608	1,448
2005	1,577	1,532
2004	1,397	1,547
2003	1,221	1,417
2002	1,552	1,634
2001	1,447	1,538
2000	1,466	1,485
1999	1,140	1,383
1998	1,864	1,889
1997	1,500	1,645
1996	1,537	1,885
1995	1,375	1,686
1994	1,160	1,538
1993	1,223	1,510
1992	1,131	1,408
1991	1,417	1,596
1990	1,581	1,521
1989	1,593	1,507
1988	1,318	1,477
1987	1,424	1,317
1986	2,033	1,766
1985	1,603	1,537
1984	2,044	
1983	1,752	
1982	861	
1981	1,534	
1980	1,899	
1979	1,827	

### TOTAL ATTACKS

Year	UO	Opponents
2018	4,712	4,654
2017	3,866	3,923
2016	4,144	4,160
2015	4,068	3,995
2014	4,548	4,585
2013	4,291	4,128
2012	4,424	4,099
2011	4,192	3,914
2010	3,788	3,517
2009	3,936	3,810
2008	4,132	4,186
2007	4,584	4,372
2006	4,332	4,207
2005	4,341	4,073
2004	4,199	3,881
2003	3,357	3,106
2002	1,552	1,634
2001	3,901	3,800
2000	4,084	3,657
1999	3,182	3,151
1998	4,688	4,445
1997	3,915	4,016
1996	4,457	4,698
1995	4,085	4,203
1994	3,410	3,861
1993	3,682	3,987
1992	3,321	3,662
1991	4,166	4,382
1990	4,437	4,152
1989	4,496	4,303
1988	3,551	3,821
1987	3,816	3,807
1986	5,072	4,858
1985	4,446	4,384
1984	5,123	
1983	4,674	
1982	2,679	
1981	4,333	
1980	5,494	

### HITTING PERCENTAGE

Year	UO	Opponents
2018	266	213
2017	263	209
2016	275	194
2015	243	217
2014	256	198
2013	230	202
2012	289	205
2011	236	201
2010	256	245
2009	266	228
2008	289	194
2007	267	206
2006	202	163
2005	178	219
2004	172	253
2003	189	303
2002	189	234
2001	187	222
2000	181	235
1999	157	278

1998	193	258
1997	181	225
1996	159	227
1995	153	119
1994	194	262
1993	164	210
1992	147	213
1991	178	197
1990	164	190
1989	173	173
1988	153	210
1987	183	159
1986	236	197
1985	210	213
1984	249	
1983	209	
1982	179	
1981	204	
1980	184	

### DIGS

Year	UO	Opponents
2018	2,057	1,962
2017	1,566	1,601
2016	1,805	1,639
2015	1,723	1,612
2014	1,997	1,776
2013	1,877	1,664
2012	1,867	1,480
2011	1,757	1,575
2010	1,497	1,381
2009	1,566	1,485
2008	1,752	1,521
2007	1,789	1,626
2006	1,688	1,648
2005	1,569	1,575
2004	1,516	1,814
2003	1,084	1,240
2002	1,635	1,644
2001	1,300	1,418
2000	1,461	1,431
1999	1,042	1,205
1998	1,501	1,502
1997	1,275	1,337
1996	1,679	1,745
1995	1,660	1,691
1994	1,725	1,788
1993	1,725	1,707
1992	1,540	1,415
1991	1,866	2,044
1990	1,933	1,754
1989	1,920	1,760
1988	1,569	1,688
1987	1,376	1,421
1986	2,014	1,902
1985	2,140	1,910
1984	2,059	

## TEAM STATISTICS BY YEAR

### BLOCKS

Year	UO	Opponents
2018	302.0	227.5
2017	281.0	228.5
2016	278.0	222.5
2015	231.0	267.5
2014	264.0	313.5
2013	245.0	305.0
2012	218.0	375.5
2011	206.0	306.0
2010	194.5	272.0
2009	258.5	285.5
2008	312.0	271.0
2007	308.0	326.5
2006	308.0	368.5
2005	269.5	358.5
2004	188.5	225.0
2003	185.0	176.0
2002	217.5	239.5
2001	277.5	252.5
2000	336.0	204.5
1999	147.5	225.0
1998	232.0	358.0
1997	243.0	262.0
1996	270.0	304.0
1995	234.5	318.5
1994	262.0	
1993	295.5	
1992	281.0	
1991	325.0	
1990	289.5	
1989	330.0	
1988	297.0	
1987	339.5	
1986	244.0	
1985	306.0	
1984	332.0	
1983	326.5	
1982	139.0	
1981	401.5	
1980	474.5	

### BLOCK SOLOS

Year	UO	Opponents
2018	59	45
2017	34	37
2016	54	50
2015	39	49
2014	52	67
2013	59	46
2012	56	68
2011	56	59
2010	31	54
2009	45	52
2008	38	67
2007	53	69
2006	71	99
2005	103	110
2004	34	33
2003	27	54
2002	52	58
2001	51	67
2000	39	61
1999	32	71
1998	56	78
1997	43	45
1996	34	53
1995	56	95
1994	92	130
1993	84	118

1992	96	118
1991	126	119
1990	80	141
1989	121	94
1988	129	125
1987	124	107
1986	133	138
1985	156	134
1984	208	
1983	154	
1982	72	
1981	146	
1980	323	

### BLOCK ASSISTS

Year	UO	Opponents
2018	486	365
2017	494	383
2016	448	345
2015	384	437
2014	424	493
2013	372	519
2012	324	579
2011	300	494
2010	327	436
2009	427	467
2008	548	408
2007	510	515
2006	474	539
2005	333	497
2004	309	384
2003	316	244
2002	331	363
2001	453	371
2000	374	287
1999	231	308
1998	352	560
1997	400	434
1996	472	502
1995	357	467
1994	340	363
1993	423	359
1992	370	275
1991	398	344
1990	419	419
1989	418	409
1988	336	305
1987	431	451
1986	222	207
1985	300	377
1984	248	
1983	345	
1982	134	
1981	511	
1980	629	

### ASSISTS

Year	UO	Opponents
2018	1,740	1,533
2017	1,424	1,354
2016	1,589	1,334
2015	1,494	1,352
2014	1,712	1,479
2013	1,565	1,314
2012	1,833	1,303
2011	1,519	1,256
2010	1,441	1,229
2009	1,521	1,334
2008	1,623	1,355
2007	1,783	1,499

2006	474	539
2005	1,439	1,396
2004	1,280	1,424
2003	1,104	1,288
2002	1,353	1,453
2001	1,265	1,405
2000	1,308	1,310
1999	996	1,200
1998	1,729	1,723
1997	1,326	1,418
1996	1,366	1,652
1995	1,208	1,480
1994	1,072	1,384
1993	1,101	1,377
1992	1,009	1,233
1991	1,200	1,372
1990	1,383	
1989	1,405	1,300
1988	1,107	1,262
1987	1,244	1,134
1986	1,908	1,803
1985	1,419	1,312
1984	1,709	
1979	1,395	

### SERVICE ACES

Year	UO	Opponents
2018	164	138
2017	140	126
2016	134	97
2015	111	122
2014	135	115
2013	121	76
2012	167	82
2011	133	84
2010	176	114
2009	162	102
2008	167	117
2007	176	119
2006	163	148
2005	297	230
2004	61	84
2003	111	194
2002	180	166
2001	137	236
2000	93	130
1999	225	265
1998	185	192
1997	237	268
1996	112	166
1995	140	186
1994	91	168
1993	124	165
1992	90	156
1991	115	171
1990	226	181
1989	211	181
1988	218	181
1987	173	155
1986	239	186
1985	178	190
1984	279	
1983	255	
1982	169	
1981	242	
1980	206	
1979	119	

## TEAM SEASON TOP-10 LISTS

### POINTS

Rk.	Year	MP	SP	Points
1.	2007	33	113	2,427.0
2.	2012	35	123	2,347.0
<b>3.</b>	<b>2018</b>	<b>34</b>	<b>126</b>	<b>2,317.0</b>
4.	2008	34	121	2,250.0
5.	2014	33	125	2,215.0
6.	2016	31	117	2,091.0
7.	2006	29	107	2,079.0
8.	2009	30	110	2,036.5
9.	2005	30	107	2,013.5
10.	2013	32	112	2,012.0

### KILLS

Rk.	Year	MP	SP	Kills
1.	1984	36	136	2,044
2.	1986	34	131	2,033
3.	2012	35	123	1,962
4.	2007	33	113	1,943
5.	1980	58	160	1,899
6.	1998	31	114	1,864
<b>7.</b>	<b>2018</b>	<b>34</b>	<b>126</b>	<b>1,851</b>
8.	1979	59	168	1,827
9.	2014	33	115	1,818
10.	2008	34	121	1,771

### KILLS PER SET

Rk.	Year	MP	SP	K/S
1.	2007	33	113	17.19
2.	1998	31	114	16.35
3.	2012	35	123	15.95
4.	1986	34	131	15.52
5.	1984	36	136	15.03
6.	2006	29	107	15.03
7.	1990	29	107	14.78
8.	2005	30	107	14.74
9.	2013	32	112	14.70
<b>10.</b>	<b>2018</b>	<b>34</b>	<b>126</b>	<b>14.69</b>

### ATTACK ATTEMPTS

Rk.	Year	MP	SP	TA
1.	1980	58	160	5,494
2.	1984	36	136	5,123
3.	1986	34	131	5,072
<b>4.</b>	<b>2018</b>	<b>34</b>	<b>126</b>	<b>4,712</b>
5.	1998	31	114	4,688
6.	1983	42	128	4,674
7.	2007	33	113	4,584
8.	1989	30	113	4,496
9.	1996	31	113	4,457
10.	1985	33	112	4,446

### HITTING PERCENTAGE

Rk.	Year	MP	SP	Pct.
1.	2012	35	123	.289
	2008	34	121	.289
3.	2016	31	117	.275
4.	2007	33	113	.267
<b>5.</b>	<b>2018</b>	<b>34</b>	<b>126</b>	<b>.266</b>
	2009	30	110	.266
7.	2017	30	113	.263
8.	2010	30	109	.256
	2014	33	125	.256
10.	1994	36	136	.249

### DIGS

Rk.	Year	MP	SP	Digs
1.	1985	33	112	2,140
2.	1984	36	136	2,059
<b>3.</b>	<b>2018</b>	<b>34</b>	<b>126</b>	<b>2,057</b>
4.	1986	34	131	2,014
5.	2014	33	125	1,997
6.	1990	29	107	1,933
7.	1989	30	113	1,920
8.	2013	32	112	1,877
9.	2012	35	123	1,867
10.	1991	30	106	1,866

### DIGS PER SET

Rk.	Year	MP	SP	D/S
1.	1985	33	112	19.11
2.	1994	29	95	18.16
3.	1993	26	95	18.16
4.	1990	29	107	18.07
5.	1991	30	106	17.60
6.	1992	25	90	17.11
7.	1989	30	113	16.99
<b>8.</b>	<b>2018</b>	<b>34</b>	<b>126</b>	<b>16.33</b>
9.	2013	32	112	16.26
10.	2014	33	125	15.98

### TOTAL BLOCKS

Rk.	Year	MP	SP	TB
1.	1980	58	160	474.5
2.	1981	47	146	401.5
3.	1987	28	102	339.5
4.	2000	29	103	336.0
5.	1984	36	136	332.0
6.	1989	30	113	330.0
7.	1983	42	128	326.5
8.	1991	30	106	325.0
9.	2008	34	121	312.0
10.	2007	33	113	308.0

### BLOCKS PER SET

Rk.	Year	MP	SP	B/S
1.	1987	28	102	3.33
2.	2000	29	103	3.26
3.	1992	25	90	3.12
4.	1993	26	95	3.11
5.	1991	30	106	3.07
6.	1980	58	160	2.97
7.	1989	30	113	2.92
8.	1988	27	102	2.91
9.	2006	29	107	2.88
10.	1994	29	95	2.76

### BLOCK SOLOS

Rk.	Year	MP	SP	BS
1.	1980	58	160	323
2.	1984	36	136	208
3.	1985	33	112	156
4.	1983	42	128	154
5.	1981	47	146	146
6.	1986	34	131	133
7.	1988	27	102	129
8.	1991	30	106	126
9.	1987	28	102	124
10.	1989	30	113	121

### BLOCK ASSISTS

Rk.	Year	MP	SP	BA
1.	1980	58	160	629
2.	2008	34	121	548
3.	1981	47	146	511
4.	2007	33	113	510
5.	2017	30	113	494
<b>6.</b>	<b>2018</b>	<b>34</b>	<b>126</b>	<b>486</b>
7.	2006	29	107	474
8.	1996	31	113	472
9.	2001	30	106	453
10.	2016	31	117	448

### ASSISTS

Rk.	Year	MP	SP	A
1.	1986	34	131	1,908
2.	2012	35	123	1,833
3.	2007	33	113	1,783
<b>4.</b>	<b>2018</b>	<b>34</b>	<b>126</b>	<b>1,740</b>
5.	1998	31	114	1,729
6.	2014	33	125	1,712
7.	1984	36	136	1,709
8.	2008	34	121	1,623
9.	2016	31	117	1,589
10.	2013	32	112	1,565

### ASSISTS PER SET

Rk.	Year	MP	SP	A/S
1.	2007	33	113	15.78
2.	1998	31	114	15.17
3.	2012	35	123	14.90
4.	1986	34	131	14.56
5.	2013	32	112	13.97
6.	2009	30	110	13.83
<b>7.</b>	<b>2018</b>	<b>34</b>	<b>126</b>	<b>13.81</b>
8.	2014	33	125	13.70
9.	2016	31	117	13.60
10.	2005	30	107	13.45

### SERVICE ACES

Rk.	Year	MP	SP	SA
1.	2005	30	107	297
2.	1984	36	136	279
3.	1983	42	128	255
4.	1981	47	146	242
5.	1986	34	131	239
6.	1997	31	109	237
7.	1990	29	107	226
8.	1999	27	90	225
9.	1988	27	102	218
10.	1989	30	113	211

### SERVICE ACES PER SET

Rk.	Year	MP	SP	SA
1.	2005	30	107	2.78
2.	1999	27	90	2.50
3.	1997	31	109	2.17
4.	1988	27	102	2.14
5.	1990	29	107	2.11
6.	1982	29	81	2.09
7.	1984	36	136	2.05
8.	1983	42	128	1.99
9.	1989	30	113	1.87
10.	1986	34	131	1.82

## POSTSEASON HISTORY AND RESULTS

### NCAA TOURNAMENT RESULTS

Year	Opponent	W/L	Score (Location)	NCAA Round
2018	New Mexico State	W	25-22, 18-25, 25-21, 25-11 (Eugene, Ore.)	First
	Baylor	W	25-18, 13-25, 25-17, 22-25, 15-13 (Eugene, Ore.)	Second
2017	No. 2 Minnesota	W	21-25, 41-39, 25-14, 26-24 (Minneapolis, Minn.)	Regional
	No. 7 Nebraska	L	22-25, 23-25, 17-25 (Minneapolis, Minn.)	Regional Final
2016	Kennesaw State	W	28-26, 25-19, 25-18 (Provo, Utah)	First
	No. 7 BYU	L	20-25, 21-25, 19-25 (Provo, Utah)	Second
2015	Miami (Ohio)	W	25-22, 25-17, 22-25, 25-19 (Ann Arbor, Mich.)	First
	No. 12 Michigan	L	25-22, 17-25, 23-25, 17-25 (Ann Arbor, Mich.)	Second
2014	Wisconsin	L	18-25, 25-21, 21-25, 19-25 (Madison, Wisc.)	First
	Santa Clara	W	25-15, 25-17, 25-16 (Eugene, Ore.)	First
2013	LSU	W	25-22, 21-25, 25-20, 25-20 (Eugene, Ore.)	Second
	North Carolina	L	23-25, 22-25, 25-23, 16-25 (Minneapolis, Minn.)	Regional
2012	Miami	W	25-16, 25-23, 25-17 (Lincoln, Neb.)	First
	No. 8 Nebraska	L	22-25, 19-25, 22-25 (Lincoln, Neb.)	Second
2011	Northern Colorado	W	25-14, 25-19, 25-18 (Eugene, Ore.)	First
	Dayton	W	25-15, 25-20, 25-21 (Eugene, Ore.)	Second
2010	No. 12 BYU	W	25-23, 25-21, 22-25, 25-12 (Omaha, Neb.)	Regional
	No. 10 Nebraska	W	15-25, 25-22, 25-18, 25-17 (Omaha, Neb.)	Regional Final
2009	No. 1 Penn State	W	21-25, 30-28, 25-22, 25-19 (Louisville, Ky.)	NCAA Semifinal
	No. 3 Texas	L	25-11, 26-24, 25-19 (Louisville, Ky.)	NCAA Final
2008	Colorado State	L	26-24, 21-25, 25-21, 15-25, 10-15 (Honolulu, Hawaii)	First
	Clemson	W	25-17, 25-21, 25-20 (Lexington, Ky.)	First
2007	Kentucky	L	20-25, 22-25, 17-25 (Lexington, Ky.)	Second
	Delaware	W	25-16, 25-18, 25-15 (Washington, D.C.)	First
2006	North Carolina	W	25-20, 24-26, 25-19, 25-19 (Washington, D.C.)	Second
	Iowa State	L	25-17, 25-11, 22-25, 22-25, 8-15 (Austin Texas)	Regional
2005	Missouri State	W	31-29, 30-20, 31-29 (Manhattan, Kan.)	First
	No. 9 Kansas State	W	24-30, 20-30, 30-27, 36-34, 15-11 (Manhattan, Kan.)	Second
2004	No. 8 UCLA	L	23-30, 19-30, 30-28, 24-30 (Stanford, Calif.)	Regional
	No. 12 Hawaii	L	17-30, 17-30, 18-30 (Long Beach, Calif.)	First
2003	Arizona	L	9-15, 7-15, 12-15 (Tucson, Ariz.)	Regional
	Stanford	L	6-15, 8-15, 4-15 (Stanford, Calif.)	Regional
2002	Stanford	L	9-15, 7-15, 15-10, 4-15 (Eugene, Ore.)	Regional
	Hawaii	W	15-9, 16-14, 14-16, 3-15, 15-9 (Eugene, Ore.)	Regional
2001	San Jose State	L	4-15, 7-15, 12-15 (San Jose, Calif.)	Regional

### AIAW RESULTS

Year	Opponent	W/L	Score	AIAW Round
1980	Montana	W	15-12, 15-11, 15-10	AIAW Regionals
	Washington	L	9-15, 6-15, 7-15	AIAW Regionals
	Oregon State	W	10-15, 15-4, 10-15, 15-11, 17-15	AIAW Regionals
1979	Oregon State	W	15-7, 15-12, 15-7	AIAW Regionals
	Washington	L	15-9, 15-13, 3-15, 7-15, 2-15	AIAW Regionals
	Montana	W	15-9, 15-1, 16-14	AIAW Regionals
1978	Montana State	L	9-15, 5-15, 7-15	AIAW Regionals
	Washington	L	0-15, 11-15	AIAW Regionals
	Washington State	W	6-15, 15-9, 15-13	AIAW Regionals
1977	W. Washington	W	15-8, 15-8	AIAW Regionals
	Portland State	L	1-15, 8-15, 11-15	AIAW Regionals
	Oregon State	W	15-4, 15-10, 14-16, 15-8	AIAW Regionals
1976	Pittsburgh	L	14-16, 11-15	AIAW Regionals
	Alabama	L	15-17, 8-15	AIAW Regionals
	San Jose State	L	8-15, 3-15	AIAW Regionals
1975	Hawaii	L	0-15, 8-15	AIAW Regionals
	Texas-Arlington	L	6-15, 10-15	AIAW Regionals
	Pacific Lutheran	W	15-8, 15-7	AIAW Regionals
1974	Eastern Washington	W	15-12, 15-4	AIAW Regionals
	Portland State	L	7-15, 15-9, 9-15	AIAW Regionals
	Washington	W	13-15, 15-9, 15-8	AIAW Regionals
1973	Portland State	L	11-15, 4-15	AIAW Regionals
	Montana	W	15-5, 15-5	AIAW Regionals
	Eastern Washington	W	14-16, 15-4, 15-10	AIAW Regionals
1972	Central Washington	W	15-4, 15-3	AIAW Regionals
	Oregon COE	W	15-4, 15-10	AIAW Regionals
	Oregon State	W	15-12, 15-3	AIAW Regionals
1971	Washington	W	15-8, 15-12	AIAW Regionals

1970	Portland State	L	8-15, 6-15	AIAW Regionals
	Washington State	W	16-14, 15-12	AIAW Regionals
1969	UCLA	L	1-15, 3-15	AIAW Nationals
	Houston	L	10-15, 15-13, 3-15	AIAW Nationals
1968	Ohio State	W	15-10, 10-15, 15-13	AIAW Nationals
	Alabama	L	10-15, 15-17	AIAW Nationals
1967	Lamar	L	7-15, 15-12, 6-15	AIAW Nationals
	W. Washington	W	15-13, 16-14	AIAW Regionals
1966	Montana State	W	15-2, 15-5	AIAW Regionals
	Washington State	W	15-1, 15-13	AIAW Regionals
1965	Oregon State	W	17-15, 15-8	AIAW Regionals
	Oregon COE	W	15-6, 10-15, 15-9	AIAW Regionals
1964	Portland State	L	2-15, 6-15	AIAW Regionals
	Houston	L	9-15, 6-15	AIAW Nationals
1963	North Carolina	W	15-4, 15-6	AIAW Nationals
	Brigham Young	L	4-15, 8-15	AIAW Nationals
1962	SW Missouri State	L	10-15, 5-15	AIAW Nationals
	Princeton	W	15-3, 15-4	AIAW Nationals
1961	Washington	W	15-5, 15-7	AIAW Regionals
	Montana State	W	15-5, 15-6	AIAW Regionals
1960	W. Washington	W	15-6, 15-11	AIAW Regionals
	Oregon State	W	9-15, 15-7, 15-11	AIAW Regionals
1959	Eastern Oregon	W	15-5, 15-12	AIAW Regionals
	Portland State	L	2-15, 3-15	AIAW Regionals
1958	Long Beach State	L	1-15, 10-15	AIAW Nationals
	Texas Woman's	L	13-15, 2-15	AIAW Nationals
1957	Brooklyn College	W	15-10, 11-15, 15-4	AIAW Nationals
	Illinois State	W	11-15, 15-9, 16-14	AIAW Nationals
1956	Florida State	W	12-15, 15-6, 15-6	AIAW Nationals
	Eastern Oregon	W	16-14, 6-15, 15-9	AIAW Regionals
1955	Portland State	L	15-11, 7-15, 13-15	AIAW Regionals
	Oregon State	W	15-9, 15-8	AIAW Regionals
1954	W. Washington	W	15-5, 15-4	AIAW Regionals
	Washington State	W	15-9, 15-11	AIAW Regionals
1953	Oregon COE	W	15-3, 15-12	AIAW Regionals
	Portland State	W	17-15, 16-14	AIAW Regionals
1952	Long Beach State	L	1-15, 9-15	AIAW Regionals
	Illinois-Chicago	W	15-3, 14-16, 15-12	AIAW Nationals
1951	Tennessee	W	15-11, 15-0	AIAW Nationals
	Cincinnati	W	15-8, 15-0	AIAW Nationals
1950	Houston	L	14-16, 10-15	AIAW Nationals

**NCAA:** 16 Appearances  
**AIAW:** 8 Appearances  
**TOTALS:** 23 appearances

19-16 (.543)  
 42-27 (.609)  
 58-42 (.580)

## AVCA ALL-AMERICANS



**SUE HARBOR**  
First Team - 1984



**GORANA MARICIC**  
Second Team - 2007  
Second Team - 2008



**NETICIA ENESI**  
Second Team - 2008  
Third Team - 2009



**SONJA NEWCOMBE**  
Second Team - 2009




**ALAINA BERGSMA**  
Third Team - 2011  
First Team - 2012



**LAUREN PLUM**  
First Team - 2012



**LIZ BRENNER**  
Second Team - 2012  
Second Team - 2013




**MARTENNE BETTENDORF**  
Third Team - 2014



**LINDSEY VANDER WEIDE**  
Third Team - 2016  
Third Team - 2018



**RONIKA STONE**  
Second Team - 2018



**AUGUST RASKIE**  
Third Team - 2018

## AWARDS AND HONORS

### AVCA NATIONAL PLAYER OF THE YEAR

2012 Alaina Bergsma

### AVCA ALL-AMERICA H.M.

2018 Willow Johnson  
Brooke Nuneviller  
2017 Taylor Agost  
2016 Amanda Benson  
2011 Lauren Plum  
2008 Sonja Newcombe

### AVCA ALL-REGION

2018 August Raskie  
Ronika Stone  
Lindsey Vander Weide  
2016 Amanda Benson  
Lindsey Vander Weide  
2014 Martenne Bettendorf  
2013 Liz Brenner  
2012 Alaina Bergsma  
Liz Brenner  
Lauren Plum  
Alaina Bergsma  
2009 Neticia Enesi  
Sonja Newcombe  
2008 Neticia Enesi  
Gorana Maricic  
Sonja Newcombe  
2007 Gorana Maricic  
1989 Michele Krebsbach (1st)  
1988 Michele Krebsbach (1st)  
1987 Teri Kramer (1st)  
Lauri Krejcha (1st)  
1986 Michele Krebsbach (2nd)  
Teri Kramer (1st)  
1981 Karen Beamer (2nd)  
Cathy Hill (2nd)  
1980 Karen Beamer (2nd)  
1979 Tamra Chambers (1st)  
1978 Sue Stadler (1st)

### PAC-12 PLAYER OF THE YEAR

2012 Alaina Bergsma

### PAC-12 SETTER OF THE YEAR

2012 Lauren Plum

### PAC-12 COACH OF THE YEAR

2006 Jim Moore

### ALL-PAC-12

2018 Ronika Stone  
Lindsey Vander Weide  
2017 Taylor Agost  
Ronika Stone  
2016 Amanda Benson  
Lindsey Vander Weide  
2015 Lindsey Vander Weide  
2014 Liz Brenner  
Martenne Bettendorf  
2013 Liz Brenner  
2012 Alaina Bergsma  
Liz Brenner  
Lauren Plum  
2011 Alaina Bergsma  
Lauren Plum  
2010 Heather Meyers  
2009 Neticia Enesi  
Sonja Newcombe  
2008 Neticia Enesi  
Gorana Maricic  
Sonja Newcombe  
2007 Gorana Maricic  
Madeline Ernst  
1991 Dawnn Charroin  
1989 Michele Krebsbach  
1987 Teri Kramer  
Lauri Krejcha  
1986 Michele Krebsbach  
Teri Kramer

### PAC-12 FRESHMAN OF THE YEAR

1986 Michelle Krebsbach

### AVCA PACIFIC NORTH FRESHMAN OF THE YEAR

2018 Brooke Nuneviller

### PAC-12 ALL-FRESHMAN

2018 Brooke Nuneviller  
2016 Ronika Stone  
2015 Lindsey Vander Weide  
2014 Frankie Shebby  
2011 Liz Brenner  
2010 Lauren Plum  
2009 Katherine Fischer  
2007 Heather Meyers  
2006 Sonja Newcombe  
2005 Mira Djuric  
2003 Sarah Mason  
2002 Dariam Acevedo  
1991 Stephanie Warren  
1988 Dawnn Charroin  
1986 Stephanie Snyder  
Michelle Krebsbach

### ACADEMIC ALL-AMERICA

2012 Katherine Fischer (1st)  
Alaina Bergsma (3rd)  
2011 Katherine Fischer (1st)  
2010 Katherine Fischer (3rd)  
2006 Kristen Bitter (3rd)  
1997 Casey Chrisler (3rd)  
1985 Sue Harbour (1st)  
1984 Sue Harbour (1st)  
1983 Sue Harbour (2nd)  
1982 Sue Harbour (2nd)

### ACADEMIC ALL-PAC-12

2014 Serena Warner (2nd)  
2012 Katherine Fischer (1st)  
Kellie Kawasaki (2nd)  
2011 Katherine Fischer (1st)  
Alaina Bergsma (2nd)  
Lauren Gross (2nd)  
2010 Katherine Fischer (1st)  
Lauren Gross (2nd)  
2009 Nevena Djordjevic (2nd)  
2007 Nevena Djordjevic (2nd)  
2006 Kristin Bitter (1st)  
Erin Little (1st)  
2005 Kristin Bitter (1st)  
Erin Little (2nd)  
2004 Kristen Bitter (1st)  
Katie O'Neil (2nd)  
Kelly Russell (2nd)  
Lauren Westendorf (2nd)  
Katie O'Neil (2nd)  
2003 Lindsay Murphy (1st)  
2002 Sydney Chute (2nd)  
2001 Carli Halligan (2nd)  
1999 Annie Pogue (2nd)  
1997 Casey Crisler (1st)  
Alison Pepe (2nd)  
1996 Casey Crisler (1st)  
1995 Casey Crisler (1st)  
1994 Angee Henderson (2nd)  
1993 Nicolle Hedberg (2nd)  
1990 Molly McGrath (2nd)  
1989 Stephanie Snyder

## VOLLEYBALL HONORS BY YEAR

### 2018

**Taylor Borup** ..... Pac-12 Offensive Player of the Week (Oct. 8)  
 ..... AVCA National Player of the Week (Oct. 9)

**Willow Johnson** ..... AVCA All-America honorable mention  
 ..... AVCA Pacific North All-Region honorable mention  
 ..... All-Pac-12 honorable mention

**Brooke Nuneviller** ..... AVCA All-America honorable mention  
 ..... AVCA Pacific North Freshman of the Year  
 ..... AVCA Pacific North All-Region honorable mention  
 ..... All-Pac-12 honorable mention  
 ..... Pac-12 All-Freshman Team  
 ..... Pac-12 Freshman of the Week (Sept. 11)  
 ..... Pac-12 Freshman of the Week (Oct. 8)  
 ..... Pac-12 Freshman of the Week (Oct. 29)  
 ..... Pac-12 Freshman of the Week (Nov. 26)

August Raskie ..... AVCA All-America Third Team  
 ..... AVCA Pacific North All-Region Team  
 ..... All-Pac-12 honorable mention

**Ronika Stone** ..... AVCA All-America Second Team  
 ..... AVCA Pacific North All-Region Team  
 ..... All-Pac-12 Team  
 ..... Pac-12 Offensive Player of the Week (Sept. 24)

Lindsey Vander Weide ..... AVCA All-America Third Team  
 ..... AVCA Pacific North All-Region Team  
 ..... All-Pac-12 Team  
 ..... Pac-12 Defensive Player of the Week (Sept. 24)

### 2017

Taylor Agost ..... AVCA All-America honorable mention  
 ..... AVCA Pacific North All-Region honorable mention  
 ..... All-Pac-12 Team  
 ..... Pac-12 Offensive Player of the Week (Sept. 11)  
 ..... Pac-12 All-Academic honorable mention

Marine Hall-Poirier ..... Pac-12 All-Academic honorable mention

Alex Hojnar ..... Pac-12 All-Academic honorable mention

**Willow Johnson** ..... Pac-12 All-Academic honorable mention

Jolie Rasmussen ..... All-Pac-12 honorable mention  
 ..... Pac-12 All-Academic honorable mention

Maggie Scott ..... Pac-12 All-Academic honorable mention

**Ronika Stone** ..... AVCA Pacific North All-Region honorable mention  
 ..... All-Pac-12 Team  
 ..... Pac-12 All-Academic honorable mention

Lindsey Vander Weide ..... All-Pac-12 honorable mention  
 ..... Pac-12 All-Academic honorable mention

### 2016

Taylor Agost ..... AVCA Pacific North All-Region honorable mention  
 ..... All-Pac-12 honorable mention  
 ..... Pac-12 All-Academic honorable mention

Amanda Benson ..... AVCA All-America honorable mention  
 ..... AVCA Pacific North All-Region Team  
 ..... All-Pac-12 Team  
 ..... Pac-12 Defensive Player of the Week (Sept. 12)

Kacey Nady ..... Pac-12 All-Academic honorable mention

Lauren Page ..... All-Pac-12 honorable mention  
 ..... Pac-12 Defensive Player of the Week (Oct. 24)

Maggie Scott ..... Pac-12 All-Academic honorable mention

**Ronika Stone** ..... Pac-12 All-Freshman Team  
 ..... All-Pac-12 honorable mention  
 ..... Pac-12 Freshman Player of the Week (Oct. 3)

Lindsey Vander Weide ..... AVCA All-America Third Team  
 ..... AVCA Pacific North All-Region Team  
 ..... All-Pac-12 Team  
 ..... Pac-12 Offensive Player of the Week (Oct. 24)  
 ..... Pac-12 Offensive Player of the Week (Nov. 7)

### 2015

Taylor Agost ..... Pac-12 All-Academic honorable mention

Amanda Benson ..... All-Pac-12 honorable mention  
 ..... Pac-12 Defensive Player of the Week (Nov. 30)

Alex Hojnar ..... Pac-12 All-Academic honorable mention

Kacey Nady ..... Pac-12 All-Academic honorable mention

Maggie Scott ..... Pac-12 All-Academic honorable mention

Lindsey Vander Weide ..... All-Pac-12 Team  
 ..... Pac-12 All-Freshman Team  
 ..... Pac-12 Freshman of the Week (Sept. 7)  
 ..... Pac-12 Freshman of the Week (Sept. 28)

### 2014

Shellsy Ashen ..... Pac-12 All-Academic honorable mention

Amanda Benson ..... All-Pac-12 honorable mention  
 ..... AVCA All Pacific Region honorable mention

Martenne Bettendorf ..... AVCA All-America Third Team  
 ..... All-Pac-12 Team  
 ..... AVCA All Pacific Region Team

Liz Brenner ..... AVCA All-America Second Team  
 ..... All-Pacific Region honorable mention  
 ..... All-Pac-12 Team

Kacey Nady ..... All-Pac-12 honorable mention  
 ..... Pac-12 All-Academic honorable mention

Frankie Shebby ..... Pac-12 All-Freshman Team  
 ..... Pac-12 Freshman of the Week (Sept. 8)  
 ..... Pac-12 Freshman of the Week (Sept. 15)

Maggie Scott ..... Pac-12 All-Freshman Team

Serena Warner ..... Pac-12 All-Academic Second Team

### 2013

Amanda Benson ..... All-Pac-12 honorable mention

Liz Brenner ..... AVCA All-America Second Team  
 ..... All-Pacific Region Team  
 ..... All-Pac-12 Team  
 ..... Pac-12 Offensive Player of the Week (Nov. 12)

Lauren Plum ..... AVCA All-America First Team  
 ..... All-Pacific Region Team  
 ..... Pac-12 Setter of the Year / All-Pac-12 Team  
 ..... AVCA National Player of the Week (Sept. 25)  
 ..... Pac-12 Player of the Week (Sept. 24)  
 ..... NCAA Regional All-Tournament Team

Ariana Williams ..... All-Pac-12 honorable mention  
 ..... NCAA Regional All-Tournament Team

### 2012

Alaina Bergsma ..... AVCA National Player of the Year  
 ..... AVCA All-America First Team  
 ..... Capital One Academic All-America Third Team  
 ..... All-Pacific Region Team  
 ..... NCAA Senior Class Award Finalist  
 ..... Pac-12 Player of the Year / All-Pac-12 Team  
 ..... Pac-12 Offensive Player of the Week  
 ..... (Aug. 27, Oct. 15, Nov. 19)  
 ..... Capital One Academic All-District First Team  
 ..... NCAA Regional Most Outstanding Player

Liz Brenner ..... AVCA All-America Second Team  
 ..... All-Pacific Region Team  
 ..... All-Pac-12 Team  
 ..... Pac-12 Offensive Player of the Week (Nov. 12)

Katherine Fischer ..... Capital One Academic All-America First Team  
 ..... Pac-12 Senior Scholar-Athlete  
 ..... Pac-12 All-Academic First Team  
 ..... Capital One Academic All-District First Team  
 ..... Pac-12 Offensive Player of the Week (Nov. 19)

Haley Jacob ..... All-Pac-12 honorable mention

Kellie Kawasaki ..... Pac-12 All-Academic Second Team

Lauren Plum ..... AVCA All-America First Team  
 ..... All-Pacific Region Team  
 ..... Pac-12 Setter of the Year / All-Pac-12 Team  
 ..... AVCA National Player of the Week (Sept. 25)  
 ..... Pac-12 Player of the Week (Sept. 24)  
 ..... NCAA Regional All-Tournament Team

Ariana Williams ..... All-Pac-12 honorable mention  
 ..... NCAA Regional All-Tournament Team

## VOLLEYBALL HONORS BY YEAR

### 2011

Alaina Bergsma .....AVCA All-America Third Team  
 ..... All-Pac-12  
 ..... AVCA All-Region First Team  
 ..... Pac-12 All-Academic Second Team  
 ..... Pac-12 Player of the Week (Sept. 19)  
 Liz Brenner ..... Pac-12 All-Freshman Team  
 ..... Pac-12 Freshman of the Week (Nov. 7, Nov. 21)  
 Katherine Fischer ..... Capital One Academic All-America First Team  
 ..... Academic All-District  
 ..... Pac-12 All-Academic First Team  
 Lauren Gross ..... Pac-12 All-Academic Second Team  
 Haley Jacob ..... A2 National Team  
 ..... Pac-12 Defensive Player of the Week (Nov. 21)  
 Kellie Kawasaki ..... Pac-12 All-Academic honorable mention  
 Lauren Plum ..... AVCA All-America honorable mention  
 ..... All-Pac-12  
 ..... AVCA All-Region honorable mention  
 ..... AVCA National Player of the Week (Oct. 25)  
 ..... Pac-12 Player of the Week (Oct. 24, Nov. 21)  
 ..... Pac-12 All-Academic honorable mention  
 Ariana Williams ..... All-Pac-12 honorable mention

### 2010

Alaina Bergsma ..... All-Pac-10 honorable mention  
 ..... National Player of the Week (Sept. 28)  
 ..... Pac-10 Player of the Week (Sept. 27)  
 ..... A2 National Team  
 Katherine Fischer ..... Academic All-America Third Team  
 ..... Academic All-District First Team  
 ..... Pac-10 All-Academic First Team  
 Lauren Gross ..... Pac-10 All-Academic Second  
 Haley Jacob ..... Pac-10 All-Academic honorable mention  
 Kellie Kawasaki ..... ESPN Academic All-District Third Team  
 ..... Pac-10 All-Academic honorable mention  
 Jocelyn Levig ..... Pac-10 All-Academic honorable mention  
 Heather Meyers ..... All-Pac-10  
 Lauren Plum ..... All-Pac-10 Freshman Team  
 ..... A2 National Team  
 ..... USA Volleyball Junior National Team  
 Rhiannon Tooker ..... Pac-10 All-Academic honorable mention

### 2009

Nevena Djordjevic ..... AVCA All-Region honorable mention  
 ..... All-Pac-10 honorable mention  
 ..... Regional All-Academic Third Team  
 ..... Pac-10 All-Academic Second Team  
 Neticia Enesi ..... AVCA All-America Third Team  
 ..... AVCA All-Region First Team  
 ..... All-Pac-10 First Team  
 Katherine Fischer ..... All-Pac-10 Freshman Team  
 Heather Meyers ..... All-Pac-10 honorable mention  
 Sonja Newcombe ..... AVCA All-America Second Team  
 ..... AVCA All-Region First Team  
 ..... All-Pac-10 First Team  
 ..... Pac-10 All-Academic honorable mention  
 ..... AVCA & CVU National Player of the Week (Oct. 20)  
 ..... Pac-10 Player of the Week (Oct. 19)  
 ..... Pac-10 Player of the Week (Nov. 30)  
 Team ..... AVCA Academic Award

### 2008

Nevena Djordjevic ..... CVU Stellar Spikers honorable mention  
 ..... Regional All-Academic Second Team  
 ..... Pac-10 All-Academic honorable mention  
 Neticia Enesi ..... USA Volleyball A2 National Team  
 ..... AVCA All-America Second Team  
 ..... Mizuno All-America Third Team  
 ..... Under Armour All-America honorable mention  
 ..... Collegiate VB Update Stellar Spikers Team honorable mention

..... AVCA All-Region First Team  
 ..... All-Pac-10 First Team  
 ..... Pac-10 Player of the Week (Nov. 3)  
 Kristen Forristall ..... Pac-10 All-Academic honorable mention  
 Gorana Maricic ..... AVCA All-America First Team  
 ..... Under Armour All-America Second Team  
 ..... Collegiate VB Update Stellar Spikers Team honorable mention  
 ..... AVCA All-Region First Team  
 ..... All-Pac-10 First Team  
 Heather Meyers ..... NCAA All-Regional Tournament Team  
 Sonja Newcombe ..... Under Armour All-America honorable mention  
 ..... AVCA All-America honorable mention  
 ..... Collegiate VB Update Stellar Spikers Team honorable mention  
 ..... AVCA All-Region First Team  
 ..... All-Pac-10 First Team  
 ..... AVCA National Player of the Week (Oct. 7)  
 ..... Pac-10 Player of the Week (Oct. 6)  
 ..... Pac-10 All-Academic honorable mention  
 Katie Swoboda ..... All-Pac-10 honorable mention

### 2007

Gorana Maricic ..... All-Pac-10 First Team  
 ..... AVCA All-America Second Team  
 ..... CVU's Stellar Spikes First Team  
 ..... National Player of the Week (Nov. 12)  
 ..... Pac-10 Player of the Week (Nov. 12)  
 Nevena Djordjevic ..... Pac-10 All-Academic Second Team  
 Katie Swoboda ..... All-Pac-10 honorable mention  
 Sonja Newcombe ..... All-Pac-10 honorable mention  
 ..... Pac-10 All-Academic honorable mention  
 Heather Meyers ..... All-Pac-10 honorable mention  
 ..... Pac-10 All-Freshman Team  
 Karen Waddington ..... Pac-10 All-Academic honorable mention  
 Kristen Forristall ..... Pac-10 All-Academic honorable mention  
 Jim Moore ..... College Volleyball Update National Coach of the Year

### 2006

Kristin Bitter ..... Academic All-America Third Team  
 ..... Regional Academic All-America First Team  
 ..... Pac-10 All-Academic First Team  
 Nevena Djordjevic ..... Pac-10 All-Freshman Team honorable mention  
 Neticia Enesi ..... Pac-10 All-Freshman Team honorable mention  
 Erin Little ..... Pac-10 All-Academic First Team  
 Heather Madison ..... Pac-10 All-Academic honorable mention  
 Sonja Newcombe ..... All-Pac-10 honorable mention  
 ..... Pac-10 All-Freshman Team  
 ..... Pac-10 Player of the Week (Oct. 16)  
 Karen Waddington ..... Pac-10 All-Academic honorable mention  
 Jim Moore ..... Pac-10 Coach of the Year.

### 2005

Mira Djuric ..... Pac-10 All-Freshman Team  
 Katie Swoboda ..... Pac-10 All-Freshman Honorable Mention  
 Kristin Bitter ..... Pac-10 All-Academic First Team  
 Erin Little ..... Pac-10 All-Academic Second Team  
 Stephanie Alleman ..... Pac-10 All-Academic Honorable Mention  
 Heather Madison ..... Pac-10 All-Academic Honorable Mention  
 Kelly Russell ..... Pac-10 All-Academic Honorable Mention  
 Team ..... AVCA Team Academic Award

### 2004


Sarah Mason ..... All-Pac-10 Honorable Mention  
 Kristen Bitter ..... Pac-10 All-Academic First Team  
 Katie O'Neil ..... Pac-10 All-Acad. Second Team  
 Kelly Russell ..... Pac-10 All-Acad. Second Team  
 Lauren Westendorf ..... Pac-10 All-Acad. Second Team  
 Erin Little ..... Pac-10 All-Academic H.M.  
 Heather Madison ..... Pac-10 All-Academic H.M.  
 Team ..... AVCA Team Academic Award

## VOLLEYBALL HONORS BY YEAR

<b>2003</b>	
Sarah Mason .....	Pac-10 All-Freshman Team
Katie O'Neil .....	Pac-10 All-Acad. Second Team
<b>2002</b>	
Dariam Acevedo .....	Pac-10 All-Freshman Team
.....	All-Pac-10 Honorable Mention
Lindsay Closs .....	All-Pac-10 Honorable Mention
Jodi Bell .....	Pac-10 All-Freshman Hon. Mention
Kelly Russell .....	Pac-10 All-Freshman H.M.
Lindsay Murphy .....	Pac-10 All-Academic First Team
Katie O'Neil .....	Pac-10 All-Academic Hon. Mention
Sydney Chute .....	Pac-10 All-Academic H.M.
Heather Gilmore .....	Pac-10 All-Academic H.M.
<b>2001</b>	
Stephanie Martin .....	All-Pac-10 Hon. Mention
Sydney Chute .....	Pac-10 All-Acad. Second Team
Diana Blank .....	Pac-10 All-Academic H.M.
Julie Gerlach .....	Pac-10 All-Academic H.M.
Lindsay Murphy .....	Pac-10 All-Academic H.M.
Monique Tobbagi .....	Pac-10 All-Academic H.M.
<b>2000</b>	
Monique Tobbagi .....	All-Pac-10 Hon. Mention
<b>1999</b>	
Sydney Chute .....	Pac-10 All-Freshman H.M.
Carli Halligan .....	Pac-10 All-Acad. Second Team
Annie Pogue .....	Pac-10 All-Acad. Second Team
<b>1998</b>	
Madeline Ernst .....	All-Pac-10 First Team
Alli White .....	All-Pac-10 Honorable Mention
Julie Gerlach .....	Pac-10 All-Freshman Hon. Mention
Annie Pogue .....	Pac-10 All-Academic Hon. Mention
<b>1997</b>	
Casey Crisler .....	Academic All-America Third Team
.....	Regional Academic All-America
.....	Pac-10 All-Academic First Team
Alison Pepe .....	Pac-10 All-Academic Second Team
<b>1996</b>	
Amy Barnes .....	All-Pac-10 Honorable Mention
Casey Crisler .....	Regional Academic All-America
.....	Pac-10 All-Academic First Team
<b>1995</b>	
Casey Crisler .....	Regional Academic All-America
.....	Pac-10 All-Academic First Team
<b>1994</b>	
Angee Henderson .....	Pac-10 All-Acad. Second Team
<b>1993</b>	
Nicolle Hedberg .....	Pac-10 All-Acad. Second Team
<b>1991</b>	
Dawnn Charroin .....	All-Pac-10 First Team
Stephanie Warren .....	Pac-10 All-Freshman Team
<b>1990</b>	
Molly McGrath .....	Pac-10 All-Academic Second Team
Dawnn Charroin .....	National Sports Festival
<b>1989</b>	
Michele Krebsbach .....	All-Pac-10 First Team
.....	All-Northwest Region First Team
Stephanie Snyder .....	Pac-10 All-Academic Team
Dawnn Charroin .....	U.S. Olympic Festival
<b>1988</b>	
Michele Krebsbach .....	All-NW Region First Team
Dawnn Charroin .....	Pac-10 All-Freshman Team
<b>1987</b>	
Teri Kramer .....	All-Pac-10 First Team
.....	All-Northwest Region First Team
Lauri Krejcha .....	All-Pac-10 First Team
.....	All-Northwest Region First Team
<b>1986</b>	
Teri Kramer .....	All-Pac-10 Second Team
.....	All-Northwest Region First Team
Stephanie Snyder .....	All-Pac-10 Freshman Team
Michele Krebsbach .....	All-Pac-10 Second Team
.....	All-Northwest Region Second Team
.....	Pac-10 Freshman of the Year
Gerry Gregory .....	All-Northwest
.....	Region Coach of the Year
<b>1985</b>	
Sue Harbour .....	NCAA Top Six Award
.....	All-NorPac First Team
.....	Academic All-America First Team
Teri Kramer .....	All-NorPac Second Team
Tina Adolph .....	All-NorPac Freshman Team
<b>1984</b>	
Sue Harbour .....	All-America First Team CVCA
.....	All-America First Team ASICS Tiger
.....	Broderick Cup Finalist
.....	NorPac Player of the Year
.....	All-NorPac Conference First Team
.....	Academic All-America First Team
.....	All-NorPac Tournament
Lisa Gemoya .....	All-NorPac First Team
.....	All-NorPac Tournament
<b>1983</b>	
Sue Harbour .....	All-America Honorable Mention
.....	All-NorPac First Team
.....	Academic All-America Second Team
.....	All-NorPac Tournament
.....	National Sports Festival
Lisa Gemoya .....	All-NorPac Second Team
<b>1982</b>	
Sue Harbour .....	Academic All-America Second Team
.....	National Sports Festival (Alternate)
<b>1981</b>	
Karen Beamer .....	All-Region Second Team
Cathy Hill .....	All-Region Second Team
<b>1980</b>	
Karen Beamer .....	All-Region Second Team
<b>1979</b>	
Tamra Chambers .....	All-Region First Team
<b>1978</b>	
Sue Stadler .....	All-Region First Team

## YEAR-BY-YEAR COACHING RESULTS

Year	Coach	Overall				Conference				Finish
		W	L	T	Pct.	W	L	T	Pct.	
<b>2018</b>	<b>Matt Ulmer</b>	<b>23</b>	<b>11</b>	<b>0</b>	<b>.676</b>	<b>13</b>	<b>7</b>	<b>0</b>	<b>.650</b>	<b>T-Second</b>
<b>2017</b>	<b>Matt Ulmer</b>	<b>18</b>	<b>12</b>	<b>0</b>	<b>.600</b>	<b>10</b>	<b>10</b>	<b>0</b>	<b>.500</b>	<b>Eighth</b>
2016	Jim Moore	21	10	0	.677	13	7	0	.650	Fourth
2015	Jim Moore	16	14	0	.533	10	10	0	.500	Sixth
2014	Jim Moore	23	10	0	.670	11	9	0	.550	Fourth
2013	Jim Moore	20	12	0	.625	12	8	0	.600	Fourth
2012	Jim Moore	30	5	0	.857	16	4	0	.800	Second
2011	Jim Moore	21	10	0	.700	14	8	0	.637	Sixth
2010	Jim Moore	19	11	0	.633	7	11	0	.388	Seventh
2009	Jim Moore	20	10	0	.667	9	9	0	.500	Sixth
2008	Jim Moore	25	9	0	.735	11	7	0	.611	Fourth
2007	Jim Moore	22	11	0	.667	9	9	0	.500	T-Fifth
2006	Jim Moore	17	12	0	.586	7	11	0	.389	T-Sixth
2005	Jim Moore	12	18	0	.400	1	17	0	.056	Tenth
2004	Carl Ferreira	10	19	0	.340	1	17	0	.056	Tenth
2003	Carl Ferreira	3	24	0	.111	0	18	0	.000	Tenth
2002	Carl Ferreira	11	21	0	.330	1	17	0	.056	Tenth
2001	Carl Ferreira	9	21	0	.300	0	18	0	.000	Tenth
2000	Carl Ferreira	10	19	0	.345	2	16	0	.111	T-Ninth
1999	Cathy Nelson	7	20	0	.259	1	17	0	.056	Tenth
1998	Cathy Nelson	8	23	0	.258	3	15	0	.167	T-Eighth
1997	Cathy Nelson	9	21	0	.300	1	17	0	.056	Tenth
1996	Cathy Nelson	11	20	0	.355	3	15	0	.167	T-Ninth
1995	Cathy Nelson	8	21	0	.276	1	17	0	.056	Tenth
1994	Gerry Gregory	7	22	0	.241	1	17	0	.056	Tenth
1993	Gerry Gregory	5	21	0	.192	2	16	0	.111	Tenth
1992	Gerry Gregory	6	19	0	.240	2	16	0	.111	T-Ninth
1991	Gerry Gregory	14	16	0	.467	4	14	0	.222	Ninth
1990	Gerry Gregory	15	14	0	.517	6	12	0	.333	T-Seventh
1989	Gerry Gregory	21	9	0	.700	10	8	0	.556	T-Fourth
1988	Gerry Gregory	8	19	0	.296	2	16	0	.111	T-Ninth
1987	Gerry Gregory	17	11	0	.607	11	7	0	.611	T-Fourth
1986	Gerry Gregory	22	12	0	.647	12	6	0	.667	Fourth
1985	Chris Voelz	17	16	0	.515	10	2	0	.833	Second
1984	Chris Voelz	27	12	0	.692	9	2	0	.818	Third
1983	Chris Voelz	24	18	0	.571	8	4	0	.667	Fourth
1982	Chris Voelz	12	17	0	.414	4	8	0	.333	Eighth
1981	Chris Voelz	13	32	2	.289	4	8	0	.333	Sixth
1980	Chris Voelz	41	16	1	.719	7	5	0	.583	Fourth
1979	Chris Voelz	30	25	4	.546	6	10	0	.375	Fourth
1978	Chris Voelz	22	32	4	.407	9	10	0	.475	Second
1977	Karla Rice	24	14	0	.632	12	4	0	.750	
1976	Karla Rice	26	12	0	.684	7	1	0	.875	
1975	Karla Rice	19	8	0	.704	5	1	0	.833	
1974	Karla Rice	24	5	0	.828	12	1	0	.923	
1973	Karla Rice	24	4	5	.803	6	1	0	.857	
1972*	Karla Rice	8	7	3	.527					
1971*	Karla Rice	17	4	0	.810					
1970*	Karla Rice	30	4	0	.882					
1969*	Karla Rice	12	5	0	.706					
1968*	Karla Rice	12	4	0	.750					
<b>Totals</b>	<b>50 Years</b>	<b>870</b>	<b>742</b>	<b>19</b>	<b>.539</b>	<b>305</b>	<b>463</b>	<b>0</b>	<b>.397</b>	



**MATT ULMER**  
2017 - Pres.



**JIM MOORE**  
2005 - 2016



**CARL FERREIRA**  
2000 - 2004



**CATHY NELSON**  
1995 - 1999



**GERRY GREGORY**  
1986 - 1994



**CHRIS VOELZ**  
1978 - 1985



**KARLA RICE**  
1968 - 1977

Coach, Years (Overall)	Overall				Conference			
	W	L	T	Pct.	W	L	T	Pct.
<b>Matt Ulmer, 2017-Present (3rd)</b>	<b>41</b>	<b>23</b>	<b>-</b>	<b>.641</b>	<b>23</b>	<b>17</b>	<b>-</b>	<b>.575</b>
Jim Moore, 2005-16 (12)	246	132	-	.651	120	110	-	.522
Carl Ferreira, 2000-04 (5)	43	104	-	.293	4	86	-	.044
Cathy Nelson, 1995-99 (5)	43	105	-	.291	9	81	-	.100
Gerry Gregory, 1986-94 (9)	115	143	-	.446	50	112	-	.309
Chris Voelz, 1978-85 (8)	186	168	11	.525	57	49	-	.538
Karla Rice, 1968-77 (10)	196	67	8	.735	42	8	-	.840

## ALL-TIME AVCA NATIONAL RANKINGS

### 2018

Preseason.....	18
8/27.....	18
9/3.....	18
9/10.....	12
9/17.....	12
9/24.....	12
10/1.....	20
10/8.....	14
10/15.....	16
10/22.....	16
10/29.....	16
11/5.....	17
11/12.....	16
11/19.....	17
11/26.....	14
12/17 (F).....	9

### 2017

Preseason.....	18
8/28.....	14
9/4.....	14
9/11.....	11
9/18.....	8
9/25.....	12
10/2.....	16
10/9.....	15
10/16.....	15
10/23.....	15
10/30.....	16
11/6.....	16
11/13.....	20
11/20.....	24
11/27.....	24
12/18 (F).....	RV

### 2016

Preseason.....	RV
8/29.....	RV
9/5.....	RV
9/12.....	24
9/19.....	24
9/26.....	21
10/3.....	20
10/10.....	16
10/17.....	23
10/24.....	20
10/31.....	20
11/7.....	16
11/14.....	19
11/21.....	19
11/28.....	19
(F).....	19

### 2015

Preseason.....	13th
8/31.....	11th
9/7.....	12th
9/14.....	19th
9/21.....	18th
9/28.....	22nd
10/5.....	25th
10/12.....	24th
10/19.....	25th
10/26.....	NR
11/2.....	NR
11/9.....	NR
11/16.....	NR
11/23.....	NR
11/30.....	NR
12/21 (F).....	NR

### 2014

Preseason.....	NR
9/1.....	22nd
9/8.....	18th
9/15.....	14th
9/22.....	13th
9/29.....	11th
10/6.....	11th
10/13.....	10th
10/20.....	11th
10/27.....	12th
11/3.....	11th
11/10.....	10th
11/17.....	14th
11/24.....	13th
12/1.....	16th
12/22 (F).....	14th

### 2013

Preseason.....	8th
9/2.....	12th
9/9.....	20th
9/16.....	20th
9/23.....	21st
9/30.....	21st
10/7.....	22nd
10/14.....	21st
10/21.....	20th
10/28.....	23rd
12/2.....	25th
12/23 (F).....	24th

### 2012

Preseason.....	20th
8/27.....	17th
9/4.....	13th
9/10.....	9th
9/17.....	8th
9/23.....	2nd
10/2.....	2nd
10/9.....	5th
10/16.....	3rd
10/23.....	3rd
10/30.....	2nd
11/5.....	4th
11/12.....	4th
11/19.....	6th
12/18 (F).....	2nd

### 2011

8/29.....	16th
9/5.....	16th
9/12.....	16th
9/19.....	15th
9/26.....	15th
10/3.....	15th
10/10.....	16th
10/17.....	18th
10/24.....	16th
10/31.....	20th
11/7.....	20th
11/14.....	15th
11/21.....	13th
12/20 (F).....	24th

### 2010

Preseason.....	20th
8/30.....	18th
9/6.....	19th
9/13.....	16th
9/20.....	15th
9/27.....	11th
10/4.....	13th
10/11.....	17th
10/18.....	16th
10/25.....	18th
11/1.....	20th
11/15.....	23rd
11/22.....	24th

### 2009

Preseason.....	14th
8/31.....	14th
9/7.....	12th
9/14.....	14th
9/21.....	7th
9/28.....	7th
10/5.....	11th
10/12.....	15th
10/19.....	12th
10/26.....	15th
11/2.....	14th
11/9.....	16th
11/16.....	18th
11/23.....	18th
11/30.....	17th
12/22 (F).....	18th

### 2008

Preseason.....	11th
9/2.....	13th
9/9.....	12th
9/17.....	12th
9/24.....	11th
9/30.....	11th
10/6.....	7th
10/13.....	6th
10/20.....	7th
10/27.....	7th
11/3.....	8th
11/10.....	8th
11/17.....	8th
11/24.....	8th
12/1.....	7th
12/23 (F).....	9th

### 2007

9/18.....	24th
9/25.....	21st
10/2.....	19th
10/9.....	19th
10/16.....	19th
10/23.....	16th
10/30.....	19th
11/6.....	20th
11/13.....	14th
11/20.....	13th
11/27.....	13th
12/4.....	9th
12/20 (F).....	9th

### 2006

10.30.....	24th
11/6.....	24th

## ALL-TIME AVCA NATIONAL RANKINGS

### 1991

9/10 .....	18th
9/17 .....	18th
9/24 .....	19th

### 1990

Preseason .....	20th
-----------------	------

### 1989^

10/3 .....	19th
10/10 .....	17th
10/17 .....	17th
10/24 .....	16th
10/31 .....	15th
11/7 .....	15th
11/14 .....	15th
Final .....	16th

### 1988^

9/6 .....	14th
9/13 .....	11th
9/20 .....	11th
9/27 .....	13th
10/4 .....	16th
10/11 .....	20th

### 1987^

9/8 .....	18th
9/15 .....	17th
9/22 .....	15th
9/29 .....	12th
10/6 .....	11th
10/13 .....	13th
10/20 .....	13th
10/27 .....	15th
11/3 .....	14th
11/10 .....	17th
11/17 .....	17th
Final .....	17th

### 1986

9/23 .....	18th
9/30 .....	16th
10/7 .....	17th
10/14 .....	17th
10/21 .....	17th
10/28 .....	15th
11/4 .....	15th
11/11 .....	14th
11/18 .....	16th
Final .....	15th

### 1985

Preseason .....	15th
9/10 .....	18th

### 1984

9/18 .....	20th
9/25 .....	17th
10/2 .....	16th
10/9 .....	15th
10/16 .....	15th
10/23 .....	18th
10/30 .....	18th
11/6 .....	16th
11/13 .....	16th
11/20 .....	18th
Final .....	18th

(F) = Final Poll of Season

^ indicates AVCA preseason poll not available.

# ALL-TIME RESULTS VS. AVCA RANKED TEAMS

**All-Time vs. Top 25: 78-335 | vs. Top 10: 34-194**

## 2018 - COACH: MATT ULMER

**Overall: 23-11 | Pac-12: 13-7 | vs. Top 25: 9-8 | vs. Top 10: 2-6**

8/24 vs. #3 Texas #	L, 22-25, 23-25, 25-22, 18-25
8/25 at #2 Nebraska #	L, 21-25, 21-25, 24-26
9/7 vs. #1 Minnesota \$	W, 25-23, 25-23, 25-27, 25-23
9/8 vs. #5 Penn State \$	L, 23-25, 23-25, 19-25
9/23 #22 WASHINGTON STATE	W, 22-25, 25-22, 22-25, 25-23, 15-12
9/28 #24 ARIZONA	L, 23-25, 25-16, 23-25, 25-22, 14-16
10/5 at #17 UCLA	W, 25-21, 25-18, 25-23
10/7 at #12 USC	W, 26-24, 25-22, 25-20
10/21 #2 STANFORD	L, 25-16, 21-25, 17-25, 15-25
10/28 at #23 Arizona	W, 25-22, 25-22, 22-25, 25-17
11/2 #15 USC	L, 28-30, 23-25, 17-25
11/4 #22 UCLA	W, 21-25, 25-14, 25-16, 27-25
11/8 at #2 Stanford	L, 24-26, 22-25, 25-22, 11-25
11/21 at #19 Washington	W, 16-25, 25-23, 12-25, 25-20, 15-13
11/30 #25 BAYLOR %	W, 25-18, 13-25, 25-17, 22-25, 15-13
12/7 at #2 Minnesota %	W, 21-25, 41-39, 25-14, 26-24
12/8 vs. #6 Nebraska %	L, 22-25, 23-25, 17-25

# VERT Challenge; \$ Pac-12/Big Ten Challenge; % NCAA Tournament

## 2017 - COACH: MATT ULMER

**Overall: 18-12 | Pac-12: 10-10 | vs. Top 25: 4-8 | vs. Top 10: 1-5**

8/25 vs. #5 Nebraska #	W, 25-20, 25-21, 24-26, 25-23
8/26 vs. #1 Texas #	L, 25-23, 17-25, 22-25, 23-25
9/8 #23 WICHITA STATE \$	W, 25-16, 25-19, 25-12
9/22 at #11 UCLA	L, 25-19, 18-25, 19-25, 21-25
9/29 at #15 Utah	W, 25-16, 25-13, 16-25, 17-25, 21-19
10/6 #2 STANFORD	L, 19-25, 21-25, 23-25
10/11 at #14 Washington	L, 25-20, 19-25, 21-25, 26-24, 13-15
10/25 #12 UTAH	W, 25-19, 21-25, 25-23, 25-22
11/5 at #2 Stanford	L, 14-25, 18-25, 14-25
11/19 #10 WASHINGTON	L, 22-25, 19-25, 24-26
11/22 #13 USC	L, 19-25, 16-25, 25-19, 17-25
12/2 at #7 BYU %	L, 20-25, 21-25, 19-25

# VERT Challenge; % NCAA Tournament

## 2016 - COACH: JIM MOORE

**Overall: 21-10 | Pac-12: 13-7 | vs. Top 25: 5-7 | vs. Top 10: 2-4**

8/26 #2 TEXAS #	L, 17-25, 19-25, 25-19, 19-25
8/27 #10 FLORIDA #	L, 16-25, 25-19, 16-25, 24-26
9/9 #21 ILLINOIS	W, 25-10, 25-18, 25-18
10/7 #8 WASHINGTON	L, 20-25, 18-25, 23-25
10/9 #10 WASHINGTON STATE	W, 25-21, 25-10, 25-14
10/12 #20 UCLA	L, 28-26, 23-25, 20-25, 25-21, 9-15
10/21 at #20 Utah	W, 25-27, 27-25, 22-25, 25-20, 15-11
11/4 at #8 Washington	W, 25-21, 25-8, 25-22
11/6 at #23 Washington State	W, 25-16, 25-20, 21-25, 15-25, 15-8
11/18 at #9 UCLA	L, 16-25, 20-25, 25-18, 13-25
11/23 at #12 Stanford	L, 22-25, 11-25, 22-25
12/2 at #17 Michigan %	L, 25-22, 17-25, 23-25, 17-25

# VERT Challenge; % NCAA Tournament

## 2015 - COACH: JIM MOORE

**Overall: 16-15 | Pac-12: 10-10 | vs. Top 25: 1-11 | vs. Top 10: 1-10**

9/5 vs. #4 Florida	L, 18-25, 19-25, 20-25
9/6 vs. #4 Nebraska	L, 25-21, 25-21, 23-25, 20-25, 12-15
9/27 at #14 Arizona	L, 15-25, 16-25, 23-25
10/11 at #7 Stanford	L, 27-25, 23-25, 10-25, 16-25
10/16 at #4 Washington	L, 20-25, 21-25, 16-25
10/23 #10 UCLA	L, 22-25, 25-19, 26-28, 27-29
10/25 #1 USC	L, 18-25, 18-25, 16-25
11/5 #7 Stanford	L, 23-25, 17-25, 18-25
11/11 at #2 USC	L, 17-25, 24-26, 21-25
11/12 at #9 UCLA	W, 17-25, 25-17, 27-25, 23-25, 15-12
11/20 #2 Washington	L, 25-19, 21-25, 27-29, 21-25
12/3 at #6 Wisconsin %	L, 18-25, 25-21, 21-25, 19-25

% NCAA Tournament

## 2014 - COACH: JIM MOORE

**Overall: 23-10 | Pac-12: 11-9 | vs. Top 25: 6-9 | Top 10: 0-5**

9/5 at #20 Hawai'i	W, 25-18, 25-14, 19-25, 18-25, 15-8
10/3 at #1 Stanford	L, 23-25, 16-25, 25-17, 17-25
10/12 #3 Washington	L, 25-21, 17-25, 20-25, 16-25
10/15 at #19 UCLA	L, 18-25, 21-25, 25-20, 19-25
10/17 at #18 USC	W, 25-16, 26-24, 24-26, 25-17
10/29 #15 Arizona	W, 25-17, 25-12, 25-19
10/24 #18 Arizona State	L, 25-19, 24-26, 25-20, 24-26, 9-15
11/2 #1 Stanford	L, 23-25, 21-25, 21-25
11/7 at #2 Washington	L, 20-25, 18-25, 20-25
11/13 at #14 Arizona	L, 19-25, 14-25, 25-22, 13-25
11/15 at #19 Arizona State	W, 21-25, 32-30, 26-24, 24-26, 15-13
11/21 #17 UCLA	W, 25-20, 25-22, 33-31
11/23 #25 USC	W, 25-23, 23-25, 25-13, 25-22
11/25 at #23 Utah	L, 23-25, 25-17, 16-25, 21-25
12/12 vs. #7 North Carolina %	L, 23-25, 22-25, 25-23, 16-25

% NCAA Tournament

## 2013 - COACH: JIM MOORE

**Overall: 20-12 | Pac-12: 12-8 | vs. Top 25: 3-8 | vs. Top 10: 0-7**

9/6 at #20 Michigan State	L, 21-25, 22-25, 25-21, 21-25
9/7 at #7 Michigan	L, 22-25, 22-25, 21-25
9/27 #2 Washington	L, 23-25, 19-25, 31-29, 8-25
10/6 at #15 Arizona State	W, 21-25, 25-19, 25-10, 25-20
10/11 #23 UCLA	W, 17-25, 25-21, 25-17, 25-23
10/13 #1 USC	L, 23-25, 18-25, 24-26
10/23 at #6 Stanford	L, 22-25, 13-25, 22-25
11/8 at #4 USC	L, 20-25, 20-25, 18-25
11/14 #6 Stanford	L, 15-25, 25-20, 23-25, 15-25
11/15 #20 California	W, 25-21, 25-21, 25-21
12/7 at #9 Nebraska %	L, 22-25, 19-25, 22-25

% NCAA Tournament

## 2012 - COACH: JIM MOORE

**Overall: 30-5 | Pac-12: 16-4 | vs. Top 25: 9-4 | vs. Top 10: 6-4**

8/25 at #24 Ohio State	W, 17-25, 21-25, 25-14, 26-24, 15-10
9/1 vs. #10 Kentucky	W, 25-18, 25-14, 25-16
9/21 at #2 USC	W, 25-19, 25-15, 25-23
10/5 at #7 Stanford	L, 23-25, 25-18, 25-23, 20-25, 10-15
10/13 vs. #2 Washington	W, 26-24, 20-25, 25-22, 25-17
11/4 vs. #1 Stanford	L, 20-25, 22-25, 21-25
11/16 at #6 Washington	L, 24-26, 25-16, 25-21, 30-32, 23-25
11/20 vs. #7 UCLA	W, 26-24, 25-23, 25-21
12/1 #13 Dayton %	W, 25-15, 25-20, 25-21
12/7 #16 BYU %	W, 25-23, 25-21, 22-25, 25-12
12/8 #10 Nebraska %	W, 15-25, 25-22, 25-18, 25-17
12/13 vs. #1 Penn State %	W, 21-25, 30-28, 25-22, 25-19
12/15 vs. #3 Texas %	L, 25-11, 26-24, 25-19

% NCAA Tournament

## 2011 - COACH: JIM MOORE

**Overall: 21-9 | Pac-12: 14-8 | vs. Top 25: 5-7 | vs. Top 10: 5-6**

8/26 at #1 Penn State	W, 16-25, 25-21, 25-20, 25-22
8/27 vs. #12 Minnesota	L, 26-24, 15-25, 25-22, 18-25, 10-15
9/30 at #3 Washington	L, 23-25, 17-25, 26-28
10/7 #4 CALIFORNIA	L, 23-25, 22-25, 12-25
10/8 #7 STANFORD	L, 25-22, 20-25, 21-25, 23-25
10/14 at #3 USC	L, 15-25, 27-25, 23-25, 21-25
10/15 at #6 UCLA	L, 21-25, 25-22, 23-25, 19-25
10/22 #7 Washington	W, 27-25, 30-28, 25-18
11/11 #1 UCLA	W, 20-25, 23-25, 25-15, 25-18, 15-9
11/12 #4 USC	L, 21-25, 17-25, 23-25
11/18 at #5 Stanford	W, 23-25, 25-20, 25-14, 22-25, 15-9
11/19 at #3 California	W, 23-25, 19-25, 25-18, 26-24, 15-9

## 2010 - COACH: JIM MOORE

**Overall: 19-11 | Pac-10: 7-11 | vs. Top 25: 1-10 | vs. Top 10: 1-7**

9/25 #7 Washington	W, 25-20, 13-25, 25-20, 30-28
10/1 at #8 California	L, 16-25, 14-25, 16-25
10/2 at #1 Stanford	L, 10-25, 16-25, 21-25
10/22 at #8 USC	L, 21-25, 20-25, 26-24, 25-23, 10-15
10/23 at #11 UCLA	L, 23-25, 17-25, 18-25
10/29 #4 Stanford	L, 17-25, 16-25, 22-25
10/30 #3 California	L, 22-25, 17-25, 18-25
11/5 at #23 Arizona	L, 12-25, 16-25, 25-27
11/19 #10 UCLA	L, 15-25, 20-25, 25-19, 20-25
11/20 #6 USC	L, 19-25, 23-25, 25-21, 29-27, 9-15
11/26 at #13 Washington	L, 20-25, 20-25, 10-25

## 2009 - COACH: JIM MOORE

**Overall: 20-10 | Pac-10: 9-9 | vs. Top 25: 5-14 | vs. Top 10: 4-2**

9/18 vs. #9 Minnesota %	W, 25-22, 27-25, 22-25, 15-25, 15-10
9/25 #3 Washington	L, 18-25, 24-26, 19-25
10/10 at #22 Arizona	L, 20-25, 29-27, 18-25, 29-31
10/16 #14 California	W, 25-20, 25-19, 25-20
10/17 #5 Stanford	W, 25-23, 22-25, 30-32, 25-22, 15-11
10/23 at #13 UCLA	L, 24-26, 18-25, 25-22, 25-22, 9-15
10/24 at #18 USC	L, 24-26, 23-25, 28-30
11/6 #18 Arizona	L, 20-25, 21-25, 25-23, 17-25
11/13 at #7 Stanford	L, 23-25, 16-25, 23-25
11/15 at #12 California	L, 21-25, 21-25, 25-23, 16-25
11/20 #15 USC	L, 22-25, 18-25, 19-25
11/21 #7 UCLA	W, 23-25, 18-25, 25-22, 27-25, 17-15
11/27 at #4 Washington	W, 15-25, 21-25, 25-23, 31-29, 15-13
12/5 at #13 Kentucky ^	L, 20-25, 22-25, 17-25

% Pioneer Classic ^ NCAA Tournament

## 2008 - COACH: JIM MOORE

**Overall: 25-9 | Pac-10: 11-7 | vs. Top 25: 7-5 | vs. Top 10: 4-5**

8/29 #23 New Mexico State !	W, 25-19, 25-23, 22-25, 25-17
9/26 at #8 California	L, 20-25, 15-25, 15-26
9/27 at #6 Stanford	L, 21-25, 22-25, 20-25
10/3 #5 UCLA	W, 25-22, 23-2, 25-17, 25-21
10/4 #4 USC	W, 25-17, 25-18, 25-16
10/12 #24 Oregon State	W, 25-20, 25-23, 25-14
10/17 at #7 Washington	L, 27-25, 23-25, 14-25, 25-21, 8-15
10/31 at #12 USC	L, 21-25, 25-15, 25-12, 21-25, 21-25
11/1 at #9 UCLA	W, 26-24, 26-24, 18-25, 21-25, 15-13
11/16 #5 Washington	L, 22-25, 25-22, 29-31, 20-25
11/26 #2 Stanford	L, 20-25, 25-19, 22-25, 23-25
11/28 #7 California	W, 25-20, 25-27, 25-17, 26-24

! Illini State Farm Classic

## 2007 - COACH: JIM MOORE

**Overall: 22-11 | Pac-10: 9-9 | vs. Top 25: 4-9 | vs. Top 10: 2-9**

9/15 #20 Ohio State &	W, 30-17, 30-18, 30-27
9/21 #8 Washington	L, 30-28, 30-26, 16-30, 25-30, 11-15
10/4 #10 California	L, 27-30, 29-31, 30-22, 24-30
10/5 #2 Stanford	L, 27-30, 30-32, 20-30
10/11 at #4 UCLA	L, 29-31, 30-22, 24-30, 34-36
10/12 at #6 USC	L, 25-30, 20-30, 26-30
11/1 at #5 Stanford	L, 24-30, 30-27, 19-30, 17-30
11/2 at #8 California	L, 23-30, 28-30, 23-30
11/8 #6 USC	W, 30-21, 30-26, 28-30, 30-28
11/9 #9 UCLA	W, 30-24, 30-28, 30-24
11/23 at #6 Washington	L, 30-27, 27-30, 25-30, 16-30
12/1 #11 Kansas State %	W, 24-30, 20-30, 30-27, 36-34, 15-11
12/7 #8 UCLA %	L, 23-30, 19-30, 30-28, 24-30

& Big Ten/Pac-10 Challenge, % NCAA Tournament

# ALL-TIME RESULTS VS. AVCA RANKED TEAMS

## 2006 - COACH: JIM MOORE

**Overall: 17-12 | Pac-10: 7-11 | vs. Top 25: 1-10 | vs. Top 10: 1-8**

9/21 #3 UCLA	L	22-30, 13-30, 20-30
9/27 #2 USC	L	30-24, 20-30, 30-25, 27-30, 10-15
10/6 at #5 Washington	L	30-26, 22-30, 23-30, 27-30
10/19 at #8 California	W	30-28, 13-30, 35-33, 30-25
10/20 at #3 Stanford	L	20-30, 18-30, 18-30
11/3 #4 Washington	L	15-30, 30-28, 31-29, 14-16
11/16 #3 Stanford	L	26-30, 34-36, 22-30
11/17 #15 California	L	27-30, 31-29, 16-30, 27-30
11/24 at #6 USC	L	20-30, 30-26, 21-30, 27-30
11/25 at #4 UCLA	L	25-30, 26-30, 20-30
12/1 vs #12 Hawaii%	L	17-30, 17-30, 18-30

^ Oregon Kickoff Classic, \$ Cal State Northridge Tournament, & Boise State Tournament, % NCAA First Round

## 2005 - COACH: JIM MOORE

**Overall: 12-18 | Pac-10: 1-17 | vs. Top 25: 0-13 | vs. Top 10: 0-5**

9/24 at #15 Arizona	L	20-30, 19-30, 25-30
9/29 #14 California	L	25-30, 16-30, 30-28, 31-33
9/30 #3 Stanford	L	28-30, 15-30, 23-30
10/7 at #21 UCLA	L	15-30, 23-30, 24-30
10/8 at #17 USC	L	20-30, 19-30, 23-30
10/21 #2 Washington	L	17-30, 16-30, 14-30
10/27 at #5 Stanford	L	20-30, 23-30, 20-30
10/28 at #15 California	L	22-30, 21-30, 18-30
11/3 #16 USC	L	20-30, 30-28, 15-30, 24-30
11/4 #21 UCLA	L	35-33, 15-30, 30-24, 16-30, 12-15
11/18 at #3 Washington	L	18-30, 17-30, 22-30
11/25 #6 Arizona	L	25-30, 24-30, 31-29, 26-30
11/26 Arizona State	L	26-30, 26-30, 34-32, 27-30

^Oregon Classic, \$Portland State Tournament, Pacific-10

## 2004 - COACH: CARL FERREIRA

**Overall: 10-19 | Pac-10: 1-17 | vs. Top 25: 0-12 | vs. Top 10: 0-4**

10/1 at #2 Washington	L	19-30, 15-30, 25-30
10/9 #21 Arizona	L	26-30, 16-30, 14-30
10/16 at #12 Stanford	L	25-30, 17-30, 22-30
10/21 #12 UCLA	L	19-30, 21-30, 27-30
10/22 #6 USC	L	16-30, 18-30, 18-30
10/29 #1 Washington	L	27-30, 19-30, 20-30
11/4 at #22 Arizona	L	17-30, 19-30, 19-30
11/5 at Arizona State	L	23-30, 24-30, 22-30
11/11 #11 Stanford	L	23-30, 24-30, 14-30
11/12 #14 California	L	22-30, 22-30, 27-30
11/19 at #6 USC	L	23-30, 23-30, 18-30
11/20 at #17 UCLA	L	16-30, 22-30, 27-30

## 2003 - COACH: CARL FERREIRA

**Overall: 3-24 | Pac-10: 0-18 | vs. Top 25: 0-11 | vs. Top 10: 0-7**

8/29 at #20 North Carolina \$	L	21-30, 14-30, 21-30
9/18 #12 California	L	19-30, 24-30, 26-30
9/19 #4 Stanford	L	24-30, 31-33, 19-30
9/26 at #8 UCLA	L	20-60, 21-30, 34-36
9/27 at #1 USC	L	14-30, 20-30, 16-30
10/10 #13 Washington	L	20-30, 24-30, 19-30
10/23 #9 UCLA	L	23-30, 20-30, 31-29, 22-30
10/24 #1 USC	L	28-30, 22-30, 16-30
11/8 at #11 Washington	L	14-30, 19-30, 16-30
11/20 at #7 Stanford	L	10-30, 20-30, 20-30
11/21 at #9 California	L	27-30, 11-30, 13-30

\$UNC Volleyball Tournament

## 2002 - COACH: CARL FERREIRA

**Overall: 11-21 | Pac-10: 1-17 | vs. Top 25: 0-11 | vs. Top 10: 0-4**

9/21 at #20 Washington State	L	27-30, 19-30, 18-30
9/28 #4 Stanford	L	17-30, 9-30, 21-30
10/11 at #13 UCLA	L	28-30, 24-30, 20-30
10/12 at #1 USC	L	15-30, 14-30, 15-30
10/17 #19 Arizona	L	19-30, 18-30, 28-30
10/18 #21 Arizona State	L	31-29, 29-31, 34-32, 28-30, 10-15
10/25 at #6 Stanford	L	21-30, 29-31, 21-30
11/8 #2 USC	L	20-30, 21-30, 23-30
11/9 #19 UCLA	L	24-30, 25-30, 30-28, 27-30
11/15 at #16 Arizona	L	20-30, 26-30, 22-30
11/21 #13 Washington State	L	27-30, 23-30, 18-30

## 2001 - COACH: CARL FERREIRA

**Overall: 9-21 | Pac-10: 0-18 | vs. Top 25: 0-6 | vs. Top 10: 0-4**

9/20 at #3 Arizona	L	19-30, 19-30, 33-31, 18-30
10/4 at #4 Stanford	L	23-30, 22-30, 20-30
10/19 #7 Arizona	L	20-30, 21-30, 14-30
11/2 #3 Stanford	L	25-30, 31-29, 13-30, 18-30
11/15 at #12 UCLA	L	23-30, 18-30, 22-30
11/20 #11 UCLA	L	19-30, 30-25, 16-30, 28-30

## 2000 - COACH: CARL FERREIRA

**Overall: 10-19 | Pac-10: 2-16 | vs. Top 25: 0-9 | vs. Top 10: 0-7**

9/9 at #6 Hawaii ^	L	15-6, 15-4, 15-2
9/14 #11 Stanford	L	15-6, 11-15, 8-15, 15-12, 15-5
9/29 at #5 UCLA	L	15-6, 15-6, 15-1
9/30 at #4 USC	L	15-5, 15-3, 15-5
10/7 #7 Arizona	L	15-6, 15-5, 15-10
10/27 #4 USC	L	15-8, 15-9, 15-4
10/28 #8 UCLA	L	15-9, 15-10, 15-7
11/3 at #4 Arizona	L	15-7, 15-2, 15-2
11/16 at #21 Stanford	L	15-8, 15-12, 15-5

^ Imua Wahine Volleyball Challenge

## 1999 - COACH: CATHY NELSON

**Overall: 7-20 | Pac-10: 1-17 | vs. Top 25: 0-8 | vs. Top 10: 0-4**

9/17 at #14 Arizona	L	8-15, 4-15, 13-15
9/30 at #6 Stanford	L	1-15, 1-15, 5-15
10/15 #6 UCLA	L	5-15, 4-15, 4-15
10/16 #17 USC	L	3-15, 3-15, 0-15
10/29 #2 Stanford	L	2-15, 6-15, 4-15
11/11 at #7 UCLA	L	0-15, 4-15, 2-15
11/12 at #16 USC	L	3-15, 6-15, 6-15
11/19 #19 Arizona	L	10-15, 4-15, 7-15

## 1998 - COACH: CATHY NELSON

**Overall: 8-23 | Pac-10: 3-15 | vs. Top 25: 1-7 | vs. Top 10: 0-3**

9/27 at #8 USC	L	2-15, 6-15, 7-15
10/4 #19 Arizona	L	15-7, 10-15, 4-15, 6-15
10/18 #7 Stanford	L	11-15, 1-15, 14-16
10/22 #11 USC	L	13-15, 3-15, 7-15
10/25 #25 UCLA	L	15-12, 12-15, 15-12, 4-15, 12-15
10/30 at #16 Arizona	W	15-8, 11-15, 15-12, 9-15, 15-13
11/13 at #4 Stanford	L	2-15, 3-15, 3-15

^Minnesota Nike Invitational

## 1997 - COACH: CATHY NELSON

**Overall: 9-21 | Pac-10: 1-17 | vs. Top 25: 0-11 | vs. Top 10: 0-6**

9/20 #6 Washington State	L	15-10, 10-15, 9-15, 5-15
9/28 at #4 Stanford	L	3-15, 2-15, 5-15
10/9 #6 USC	L	3-15, 8-15, 8-15
10/10 #21 UCLA	L	3-15, 8-15, 13-15
10/18 at #15 Arizona	L	7-15, 6-15, 11-15
10/24 #4 Stanford	L	7-15, 7-15, 13-15
11/7 at #7 USC	L	15-12, 10-15, 5-15, 4-15
11/8 at #25 UCLA	L	7-15, 7-15, 10-15
11/14 #10 Arizona	L	5-15, 12-15, 4-15
11/21 at #12 Washington State	L	8-15, 5-15, 8-15
11/22 at #15 Washington	L	4-15, 2-15, 6-15

## 1996 - COACH: CATHY NELSON

**Overall: 11-20 | Pac-10: 3-15 | vs. Top 25: 1-11 | vs. Top 10: 0-4**

9/6 #15 Ohio State ^	L	15-11, 10-15, 17-15, 9-15, 7-15
9/20 at #14 UCLA	L	4-15, 3-15, 14-16
9/21 at #11 USC	L	10-15, 7-17, 10-15
10/4 at #19 Washington	L	3-15, 2-15, 8-15
10/5 at #10 Washington State	L	7-15, 5-15, 4-15
10/12 #4 Stanford	L	4-15, 2-15, 15-9, 4-15
10/18 #21 Oregon State	W	15-9, 16-14, 12-15, 11-15, 15-10
11/1 #11 Washington State	L	9-15, 6-15, 14-16
11/2 #14 Washington	L	6-15, 4-15, 4-15
11/8 at #2 Stanford	L	8-15, 5-15, 3-15
11/22 #11 USC	L	6-15, 13-15, 7-15
11/29 at #1 Florida%	L	12-15, 10-15, 1-15

^Rice Invitational, %SEC/PAC-10 Challenge

## 1995 - COACH: CATHY NELSON

**Overall: 8-21 | Pac-10: 1-17 | vs. Top 25: 1-12 | vs. Top 10: 0-6**

9/16 at #5 Stanford	L	1-15, 6-15, 3-15
9/29 #7 UCLA	L	2-15, 15-12, 3-15, 10-15
9/30 #19 USC	L	15-10, 7-15, 1-15, 1-15
10/6 at #14 Arizona State	L	7-15, 4-15, 11-15
10/7 at #13 Arizona	L	4-15, 8-15, 15-13, 5-15
10/13 #23 Washington	W	16-14, 15-10, 15-12
10/14 #5 Washington State	L	4-15, 4-15, 9-15
10/27 #17 USC	L	9-15, 4-15, 4-15
10/28 #9 UCLA	L	6-15, 4-15, 8-15
11/3 #19 Arizona	L	15-13, 4-15, 11-15, 6-15
11/4 #13 Arizona State	L	7-15, 11-15, 2-15
11/10 at #10 Washington State	L	15-11, 8-15, 7-15, 7-15
11/17 #3 Stanford	L	8-15, 4-15, 6-15

## 1994 - COACH: GERRY GREGORY

**Overall: 7-22 | Pac-10: 1-17 | vs. Top 25: 0-12 | vs. Top 10: 0-5**

9/9 #11 Long Beach State ^	L	5-15, 6-15, 2-15
9/16 #12 Arizona State	L	12-15, 9-15, 10-15
9/17 #14 Arizona	L	3-15, 10-15, 13-15
9/24 at #21 Washington State	L	12-15, 10-15, 15-5, 5-15
10/1 #1 Stanford	L	2-15, 7-15, 9-15
10/14 at #4 UCLA	L	6-15, 6-15, 9-15
10/16 at #1 USC	L	6-15, 14-16, 6-15
10/28 at #1 Stanford	L	6-15, 10-15, 12-15
11/11 #11 USC	L	7-15, 8-15, 12-15
11/12 #3 UCLA	L	10-15, 4-15, 8-15
11/18 at #16 Arizona	L	8-15, 6-15, 11-15
11/19 at #15 Arizona State	L	7-15, 7-15, 5-15

^UCSB Classic, Pacific-10

## 1993 - COACH: GERRY GREGORY

**Overall: 5-21 | Pac-10: 2-16 | vs. Top 25: 1-11 | vs. Top 10: 0-6**

9/10 vs. #22 Texas Tech ^	L	4-15, 15-11, 12-15, 11-15
9/14 #18 Georgia	L	10-15, 11-15, 8-15
9/24 #2 UCLA	L	4-15, 7-15, 8-15
9/25 #6 USC	L	12-15, 6-15, 13-15
10/1 at #18 Arizona State	L	11-15, 7-15, 6-15
10/16 at #3 Stanford	L	14-16, 12-15, 10-15
10/22 at #9 USC	L	7-15, 11-15, 6-15
10/23 at #1 UCLA	L	13-15, 10-15, 15-13, 8-15
10/30 #16 Arizona State	L	4-15, 15-11, 12-15, 8-15
11/5 at #21 Washington State	L	15-10, 7-15, 5-15, 9-15
11/12 #6 Stanford	L	6-15, 8-15, 12-15
11/19 #23 Oregon State	W	15-13, 15-7, 15-17, 7-15, 15-13

^Spikeoff Spokane

## 1992 - COACH: GERRY GREGORY

**Overall: 6-19 | Pac-10: 2-16 | vs. Top 25: 0-12 | vs. Top 10: 0-6**

9/4 at #19 Colorado \$	L	11-15, 8-15, 9-15
9/18 at #21 Washington	L	10-15, 6-15, 7-15
9/19 at #24 Washington State	L	15-9, 3-15, 5-15, 4-15
9/26 #2 Stanford	L	7-15, 8-15, 6-15
10/9 at #1 UCLA	L	4-15, 7-15, 8-15
10/10 at #6 USC	L	10-15, 5-15, 9-15
10/16 #18 Arizona State	L	4-15, 2-15, 15-10, 15-12, 8-15
10/23 at #2 Stanford	L	10-15, 8-15, 6-15
11/6 #10 USC	L	11-15, 15-12, 7-15, 7-15
11/7 #1 UCLA	L	3-15, 5-15, 8-15
11/12 at #16 Arizona State	L	14-16, 10-15, 2-15
11/20 #21 Washington State	L	10-15, 0-15, 10-15

\$Colorado Invitational

## 1991 - COACH: GERRY GREGORY

**Overall: 14-16 | Pac-10: 4-14 | vs. Top 25: 0-8 | vs. Top 10: 0-4**

9/20 #3 UCLA	L	3-15, 7-15, 8-15
9/21 #12 USC	L	7-15, 15-10, 7-15, 6-15
10/5 #20 Washington State	L	9-15, 9-15, 10-15
10/12 at #1 Stanford	L	11-15, 2-15, 7-15
11/1 at #20 Washington State	L	8-15, 6-15, 8-15
11/8 #1 Stanford	L	5-15, 5-15, 7-15
11/22 at #14 USC	L	10-15, 14-16, 2-15
11/23 at #5 UCLA	L	12-15, 6-15, 4-15

# ALL-TIME RESULTS VS. AVCA RANKED TEAMS

## 1990 - COACH: GERRY GREGORY

**Overall: 15-14 | Pac-10: 6-12 | vs. Top 25: 1-6 | vs. Top 10: 0-4**

9/15 #6 Stanford	L, 14-16, 6-15, 11-15
9/28 at #1 UCLA	L, 3-15, 2-15, 3-15
9/29 at #15 USC	W, 16-14, 12-15, 15-12, 15-10
10/6 #19 Arizona	L, 10-15, 15-10, 11-15, 16-14, 9-15
10/17 at #20 Oregon State	L, 8-15, 12-15, 6-15
10/27 #1 UCLA	L, 5-15, 8-15, 8-15
11/16 at #3 Stanford	L, 5-15, 7-15, 7-15

## 1989 - COACH: GERRY GREGORY

**Overall: 21-9 | Pac-10: 10-8 | vs. Top 25: 2-7 | vs. Top 10: 1-4**

9/15 at #12 Arizona	L, 15-13, 10-15, 8-15, 6-15
9/22 #20 Washington	L, 15-9, 15-6, 4-15, 12-15, 8-15
9/30 at #6 Stanford	W, 3-15, 15-9, 9-15, 15-3, 15-8
10/13 #2 UCLA	L, 18-16, 13-15, 6-15, 9-15
10/14 #6 USC	L, 8-15, 15-13, 11-15, 11-15
11/10 at #11 USC	W, 17-15, 15-13, 15-9
11/11 at #2 UCLA	L, 6-15, 4-15, 7-15
11/17 #10 Arizona	W, 16-14, 15-8, 18-16
12/2 #10 Arizona#	L, 9-15, 7-15, 12-15

#NCAA Tournament

## 1988 - COACH: GERRY GREGORY

**Overall: 8-19 | Pac-10: 2-16 | vs. Top 25: 1-11 | vs. Top 10: 0-6**

9/1 #8 BYU	L, 8-15, 11-15, 7-15
9/2 at #2 Hawaii	L, 10-15, 3-15, 5-15
9/23 at #12 USC	L, 7-15, 11-15, 16-14, 10-15
9/24 at #1 UCLA	L, 2-15, 2-15, 7-15
10/1 #17 Arizona State	W, 15-12, 15-2, 13-15, 16-14
10/14 #2 Stanford	L, 6-15, 5-15, 3-15
10/21 #1 UCLA	L, 3-15, 16-14, 10-15, 7-15
10/22 #12 USC	L, 15-11, 9-15, 15-7, 14-16, 13-15
10/28 at #18 Arizona State	L, 13-15, 10-15, 13-15
10/30 at #16 Arizona	L, 11-15, 8-15, 8-15
11/4 #11 Washington	L, 15-12, 16-14, 5-15, 11-15, 3-15
11/12 at #2 Stanford	L, 7-15, 16-14, 15-5, 8-15, 6-15

## 1987 - COACH: GERRY GREGORY

**Overall: 17-11 | Pac-10: 11-7 | vs. Top 25: 2-6 | vs. Top 10: 0-5**

9/2 at #6 Illinois	L, 8-15, 15-12, 10-15, 2-15
9/20 at #13 Arizona State	W, 12-15, 15-6, 15-10, 15-13
10/10 #4 Stanford	L, 8-15, 17-19, 11-15
10/23 at #4 UCLA	L, 3-15, 5-15, 8-15
10/24 at #15 USC	L, 13-15, 3-15, 12-15
11/6 at #3 Stanford	L, 10-15, 4-15, 12-15
11/20 #20 Arizona State	W, 15-13, 15-11, 15-10
12/3 #3 Stanford%	L, 6-15, 8-15, 4-15

%NCAA Tournament

## 1986 - COACH: GERRY GREGORY

**Overall: 22-12 | Pac-10: 12-6 | vs. Top 25: 3-9 | vs. Top 10: 2-7**

8/30 at #15 Cal Poly	L, 15-8, 9-15, 7-15, 15-9, 5-15
9/5 #12 San Diego State\$	L, 15-17, 5-15, 10-15
9/6 #3 Nebraska\$	L, 5-15, 15-13, 5-15, 15-11, 3-15
9/11 at #15 Arizona	W, 16-14, 13-15, 15-10, 15-9
9/12 at #9 Arizona State	L, 7-15, 15-9, 10-15, 15-7, 8-15
9/20 #7 Stanford	W, 5-15, 10-15, 15-12, 16-14, 15-7
9/22 #6 UCLA	L, 12-15, 15-9, 11-15, 11-15
10/9 #3 Pacific^	L, 7-15, 12-15
10/25 #9 Arizona State	W, 13-15, 5-15, 15-7, 15-9, 15-13
11/1 at #9 Stanford	L, 4-15, 15-10, 3-15, 6-15
11/8 at #9 UCLA	L, 9-15, 7-15, 15-12, 9-15
12/6 #10 Stanford%	L, 9-15, 7-15, 15-10, 4-15

\$Oregon Mizuno Classic, ^UCLA NIVT, %NCAA Tournament

## 1985 - COACH: CHRIS VOELZ

**Overall: 17-16 | NorPac: 10-2 | vs. Top 25: 0-7 | vs. Top 10: 0-3**

9/17 #16 Northwestern	L, 9-15, 15-12, 13-15, 8-15
9/27 #14 BYU^	L, 3-15, 2-15, 15-17
9/28 #13 Arizona^	L, 15-11, 8-15, 15-12, 8-15, 4-15
9/28 at #5 Nebraska^	L, 4-15, 3-15, 3-15
10/10 #7 Cal Poly#	L, 15-10, 4-15, 3-15
10/11 #15 BYU#	L, 6-15, 15-13, 8-15
11/22 #7 San Jose State	L, 11-15, 9-15, 15-6, 5-15

^ Nebraska Cornhuskers Invitational, # UCLA NIVT

## 1984 - COACH: CHRIS VOELZ

**Overall: 27-12 | NorPac: 9-2 | vs. Top 25: 3-9 | vs. Top 10: 1-6**

9/6 at #9 Texas \$	L, 15-7, 6-15, 10-15, 15-11, 10-15
9/7 #10 Purdue \$	L, 9-15, 8-15, 15-12, 15-9, 13-15
9/14 #11 Cal Poly ^	W, 4-15, 9-15, 15-11, 15-4, 15-9
9/15 #20 BYU ^	L, 11-15, 10-15, 15-12, 15-12, 10-15
9/15 at #8 San Diego State ^	L, 15-10, 12-15, 9-15, 15-11, 7-15
9/18 #17 BYU ^	L, 15-13, 15-13, 10-15, 13-15, 13-15
9/21 at #17 BYU#	W, 15-11, 4-15, 15-7, 15-3
10/12 #12 San Jose State	L, 15-17, 11-15, 8-15, 9-15
11/2 at #2 UCLA %	L, 10-15, 10-15
11/3 #6 Hawaii %	L, 13-15, 8-15
12/1 #7 Hawaii &	W, 15-9, 16-14, 14-16, 3-15, 15-9
12/7 #9 San Jose State &	L, 4-15, 15-7, 12-15

\$ Texas Longhorn Invitational, ^ San Diego State Invitational, # Brigham Young Preview, % UCLA NIVT, & NCAA Tournament

## 1983 - COACH: CHRIS VOELZ

**Overall: 24-18 | NorPac: 8-4 | vs. Top 25: 2-9 | vs. Top 10: 1-4**

9/16 #4 USC #	L, 12-15, 3-15
9/17 #18 UC Santa Barbara #	L, 7-15, 10-15
10/15 #2 Pacific	L, 8-15, 8-15, 3-15
11/1 #18 Oregon State	L, 15-8, 16-14, 8-15, 4-15, 13-15
11/4 #13 Brigham Young +	L, 15-7, 5-15, 13-15
11/5 #7 Texas +	W, 15-7, 5-15, 15-12
11/5 at #3 UCLA +	L, 2-15, 13-15
11/11 #16 California	L, 8-15, 3-15, 10-15
11/12 #13 San Jose State	W, 17-15, 11-15, 15-10, 12-15, 15-12
11/18 #2 Pacific &	L, 10-15, 7-15, 9-15
11/19 #15 California &	L, 13-15, 12-15, 15-9, 9-15

# Cal State Fullerton Invitational, + UCLA NIVT, & NorPac Championships

## 1982 - COACH: CHRIS VOELZ

**Overall: 12-17 | Pac-10: 4-8 | vs. Top 25: 0-6 | vs. Top 10: 0-2**

9/25 at #14 BYU#	L, 3-15, 4-15, 14-16
10/1 #2 Pacific	L, 2-15, 3-15, 5-15
10/22 #13 California	L, 6-15, 7-15, 13-15
10/23 #14 San Jose State	L, 12-15, 12-15, 13-15
11/5 #13 UC Santa Barbara%	L, 4-15, 8-15
11/6 #3 Pacific%	L, 4-15, 4-15

#Brigham Young Preview, %UCLA NIVT, NorPac

**\* NOTE: AVCA Rankings not conducted 1968-81**

# ALL-TIME RESULTS

## 2018 - COACH: MATT ULMER

**Overall: 23-11 Conference: 13-7 (T-2nd)**

8/24 vs. #3 Texas #	L	22-25, 23-25, 25-22, 18-25
8/25 at #2 Nebraska #	L	21-25, 21-25, 24-26
8/28 PORTLAND STATE	W	25-15, 25-10, 25-13
8/31 UTAH VALLEY \$	W	25-16, 25-23, 25-12
8/31 LONG BEACH STATE \$	W	25-14, 25-17, 25-18
9/1 ARKANSAS-PINE BLUFF \$	W	25-10, 25-13, 25-7
9/7 vs. #1 Minnesota ^	W	25-23, 25-23, 27-25, 25-23
9/8 vs. #5 Penn State ^	L	23-25, 23-25, 19-25
9/13 at Hawai'i	W	25-18, 25-23, 25-22
9/14 at Hawai'i	W	25-23, 25-10, 22-25, 23-25, 15-12
9/20 OREGON STATE *	W	25-12, 23-25, 25-14, 25-15
9/23 #22 WASHINGTON STATE *	W	22-25, 25-22, 22-25, 25-23, 15-12
9/28 #24 ARIZONA *	L	23-25, 25-16, 23-25, 25-22, 14-16
9/30 ARIZONA STATE *	L	23-25, 22-25, 22-25
10/5 at #17 UCLA *	W	25-21, 25-18, 25-23
10/7 at #12 USC *	W	26-24, 25-22, 25-20
10/12 at Colorado *	W	25-19, 32-30, 14-25, 25-16
10/14 at Utah *	L	22-25, 18-25, 26-24, 23-25
10/19 CALIFORNIA *	W	25-12, 25-22, 25-22
10/21 #2 STANFORD *	L	25-16, 21-25, 17-25, 15-25
10/26 at Arizona State *	W	25-23, 25-18, 25-21
10/28 at #23 Arizona *	W	25-22, 25-22, 22-25, 25-17
11/2 #15 USC *	L	28-30, 23-25, 17-25
11/4 #22 UCLA *	W	21-25, 25-14, 25-16, 27-25
11/8 at #2 Stanford *	L	24-26, 22-25, 25-22, 11-25
11/10 at California *	W	25-23, 25-15, 26-24
11/14 UTAH *	W	25-22, 25-21, 25-20
11/16 COLORADO *	L	25-19, 22-25, 21-25, 25-20, 16-14
11/21 at #19 Washington *	W	16-25, 25-23, 12-25, 25-20, 15-13
11/24 at Oregon State *	W	19-25, 25-18, 25-16, 25-14
11/29 NEW MEXICO STATE %	W	25-22, 18-25, 25-21, 25-11
11/30 #25 BAYLOR %	W	25-18, 13-25, 25-17, 22-25, 15-13
12/7 at #2 Minnesota %	W	21-25, 41-39, 25-14, 26-24
12/8 vs. #7 Nebraska %	L	22-25, 23-25, 17-25

#VERT Challenge; \$Oregon Classic; ^Nike Classic; \*Pac-12/Big Ten Challenge; \*Pac-12 Conference match; %NCAA Tournament

## 2017 - COACH: MATT ULMER

**Overall: 18-12 Conference: 10-10 (8th)**

8/25 vs. #5 Nebraska #	W	25-20, 25-21, 24-26, 25-23
8/26 vs. #1 Texas #	L	25-23, 17-25, 22-25, 23-25
8/31 TEXAS RIO-GRANDE VALLEY \$	W	25-16, 25-20, 25-17
9/1 LOYOLA MARYMOUNT \$	W	19-25, 28-26, 24-26, 25-19, 15-8
9/2 NORTHERN ILLINOIS \$	W	25-12, 25-15, 25-15
9/7 CAL POLY ^	W	25-22, 25-20, 25-20
9/8 #23 WICHITA STATE ^	W	25-16, 25-19, 25-12
9/9 DUQUESNE ^	W	25-16, 25-15, 25-12
9/19 OREGON STATE *	W	25-14, 25-23, 25-19
9/22 at #11 UCLA *	L	25-19, 18-25, 19-25, 21-25
9/29 at #15 Utah *	W	25-16, 25-13, 16-25, 17-25, 21-19
9/30 at Colorado *	L	18-25, 26-24, 19-25, 18-25
10/6 #2 STANFORD *	L	19-25, 21-25, 23-25
10/8 CALIFORNIA *	W	25-19, 25-19, 25-19
10/11 at #14 Washington *	L	25-20, 19-25, 21-25, 26-24, 13-15
10/13 at Washington State *	W	22-25, 25-23, 25-16, 17-25, 15-13
10/20 ARIZONA *	W	25-22, 23-25, 18-25, 25-9, 15-10
10/21 ARIZONA STATE *	W	25-20, 25-21, 25-14
10/25 #12 UTAH *	W	25-18, 21-25, 25-23, 25-22
10/27 COLORADO *	L	17-25, 19-25, 25-18, 25-9, 10-15
11/3 at California *	W	25-18, 25-16, 25-19
11/5 at #2 Stanford *	L	14-25, 18-25, 14-25
11/9 at Arizona State *	W	25-17, 25-23, 25-22
11/12 at Arizona *	L	26-24, 25-16, 21-25, 21-25, 13-15
11/17 WASHINGTON STATE *	L	19-25, 22-25, 25-20, 27-29
11/19 #10 WASHINGTON *	L	22-25, 19-25, 24-26
11/22 #13 USC *	L	19-25, 16-25, 25-19, 17-25
11/24 at Oregon State *	W	25-22, 16-25, 25-21, 21-25, 15-9
12.1 vs. Kennesaw State %	W	28-26, 25-19, 25-18
12/2 at #7 BYU %	L	20-25, 21-25, 19-25

#VERT Challenge; \$Oregon Classic; ^Nike Classic; \*Pac-12 Conference match; %NCAA Tournament

## 2016 - COACH: JIM MOORE

**Overall: 21-10 Conference: 13-7 (4th)**

8/26 vs. #2 Texas #	L	17-25, 19-25, 25-19, 19-25
8/27 vs. #10 Florida #	L	16-25, 25-19, 16-25, 24-26
9/2 MURRAY STATE \$	W	25-16, 25-14, 25-14
9/2 SAN DIEGO STATE \$	W	25-10, 25-12, 25-20
9/3 UC DAVIS \$	W	25-22, 25-16, 25-10
9/6 at Seattle	W	26-28, 25-12, 25-17, 25-16
9/9 #21 ILLINOIS ^	W	25-10, 25-18, 25-18
9/10 BELMONT ^	W	25-19, 25-18, 25-17
9/11 SAINT MARY'S ^	W	25-18, 25-17, 25-16
9/22 OREGON STATE *	W	25-13, 25-21, 25-16
9/23 CALIFORNIA *	W	25-21, 25-17, 25-19
9/30 at Arizona State *	W	25-21, 17-25, 24-26, 25-9, 15-7
10/1 at Arizona *	W	25-19, 21-25, 25-17, 26-24
10/7 #8 WASHINGTON *	L	20-25, 18-25, 23-25
10/9 #10 WASHINGTON STATE *	W	25-21, 25-10, 25-14
10/12 #20 UCLA	L	28-26, 23-25, 20-25, 25-21, 9-15
10/14 USC *	L	30-28, 22-25, 20-25, 21-25
10/21 at #20 Utah *	W	25-27, 27-25, 22-25, 25-20, 15-11
10/22 at Colorado	W	25-14, 21-25, 25-22, 25-21
10/28 ARIZONA *	L	25-27, 25-17, 25-21, 13-25, 11-15
10/30 ARIZONA STATE *	W	25-21, 25-18, 27-29, 25-20
11/4 at #8 Washington	W	25-21, 25-8, 25-22
11/6 at #23 Washington State *	W	25-16, 25-20, 21-25, 15-25, 15-8
11/9 #19 UTAH *	L	22-25, 25-21, 24-26, 15-25
11/10 COLORADO *	W	25-21, 20-25, 25-20, 25-16
11/18 at #9 UCLA	L	16-25, 20-25, 25-18, 13-25
11/19 at USC *	W	23-25, 25-23, 25-13, 25-14
11/23 at #12 Stanford	L	22-25, 11-25, 22-25
11/25 at Oregon State *	W	23-25, 25-19, 25-13, 25-18
12/1 vs. Miami (Ohio) %	W	25-22, 25-17, 22-25, 25-19
12/2 at #12 Michigan %	L	25-22, 17-25, 23-25, 17-25

#VERT Challenge; \$Oregon Classic; ^Nike Classic; \*Pac-12 Conference match; %NCAA Tournament

## 2015 - COACH: JIM MOORE

**Overall: 16-14 • Conference: 10-10 (6th)**

8/28 at Temple	W	25-15, 15-21, 25-16
8/29 vs Navy	W	25-11, 25-21, 25-15
8/29 vs St. John's	W	25-12, 25-19, 25-22
8/31 at LIU Brooklyn	W	25-9, 25-10, 24-26, 25-17
9/1 at George Washington	W	20-25, 22-25, 25-16, 25-15, 15-11
9/4 vs #4 Florida #	L	18-25, 19-25, 20-25
9/5 vs. #4 Nebraska #	L	25-21, 25-21, 23-25, 20-25, 12-15
9/7 at UTSA	L	25-21, 23-25, 19-25, 23-25
9/08 at Texas State	W	25-22, 25-16, 25-19
9/24 at Oregon State *	W	25-16, 25-20, 30-32, 25-16
9/27 at #14 Arizona *	L	15-25, 16-25, 23-25
10/2 COLORADO *	L	25-20, 25-22, 25-27, 23-25, 12-15
10/3 UTAH *	W	23-25, 25-22, 25-20, 19-25, 15-11
10/9 at California *	W	26-24, 25-19, 25-22
10/11 at #7 Stanford *	L	27-25, 23-25, 10-25, 16-25
10/16 at #4 Washington *	L	20-25, 21-25, 16-25
10/18 at Washington State *	W	25-17, 22-25, 25-19, 25-22
10/23 at #10 UCLA *	L	22-25, 25-19, 26-28, 27-29
10/25 #1 USC *	L	18-25, 18-25, 16-25
10/30 at Utah *	L	23-25, 22-25, 25-20, 23-25
10/31 at Colorado *	W	25-22, 22-25, 23-25, 25-19, 15-11
11/5 #7 STANFORD *	L	23-25, 17-25, 18-25
11/8 CALIFORNIA *	W	25-23, 25-22, 25-19
11/11 at #2 USC *	L	17-25, 24-26, 21-25
11/12 at #9 UCLA *	W	17-25, 25-17, 27-25, 23-25, 15-12
11/18 WASHINGTON STATE *	W	25-20, 25-23, 17-25, 25-17
11/20 #2 WASHINGTON *	L	25-19, 21-25, 27-29, 21-25
11/25 ARIZONA STATE *	W	25-17, 25-21, 25-15
11/27 OREGON STATE *	W	25-21, 25-20, 25-21
12/3 at #6 Wisconsin %	L	18-25, 25-21, 21-25, 19-25

#VERT Challenge; \*Pac-12 Conference match; %NCAA Tournament

# ALL-TIME RESULTS

## 2014 - COACH: JIM MOORE

Overall: 23-10 • Conference: 11-9 (4th)

8/29 OHIO STATE	W	25-22,25-12,25-16
8/30 CENTRAL ARKANSAS	W	25-19,25-13,25-16
8/30 ILLINOIS STATE	W	23-25,25-10,25-12,22-25,15-8
9/4 vs St. John's	W	25-18,20-25,25-14,25-18
9/5 at #20 Hawai'i	W	25-18,25-14,19-25,18-25,15-8
9/6 vs New Mexico	W	25-18,24-26,25-19,25-19
9/12 MICHIGAN STATE	W	22-25,25-13,25-15,25-12
9/13 MICHIGAN	W	25-17,25-19,27-25
9/15 at Portland State	W	25-22,25-23,23-25,25-16
9/23 SEATTLE	W	25-13,25-13,25-21
9/24 OREGON STATE*	W	25-22,27-25,25-19
9/27 COLORADO*	W	33-31,25-19,21-25,25-23
10/3 at #1 Stanford*	L	23-25,16-25,25-17,17-25
10/5 at California*	W	25-19,25-21,25-21
10/10 WASHINGTON STATE*	W	18-25,25-17,25-14,25-23
10/12 #3 WASHINGTON*	L	25-21,17-25,20-25,16-25
10/15 at #19 UCLA*	L	18-25,21-25,25-20,19-25
10/17 at #18 USC*	W	25-16,26-24,24-26,25-17
10/22 #15 ARIZONA*	W	25-17,25-12,25-19
10/24 #18 ARIZONA STATE*	L	25-19,24-26,25-20,24-26,9-15
10/31 CALIFORNIA*	W	20-25,25-18,25-18,25-18
11/2 #1 STANFORD*	L	23-25,21-25,21-25
11/7 at #2 Washington*	L	20-25,18-25,20-25
11/9 at Washington State*	W	25-18,17-25,25-21,25-19
11/13 at #14 Arizona*	L	19-25,14-25,25-22,13-25
11/15 at #19 Arizona State*	W	21-25,32-30,26-24,24-26,15-13
11/21 #17 UCLA*	W	25-20,25-22,33-31
11/23 #25 USC*	W	25-23,23-25,25-13,25-22
11/25 at #23 Utah*	L	23-25,25-17,16-25,21-25
11/28 at Oregon State*	L	25-27,18-25,25-21,12-25
12/4 SANTA CLARA %	W	25-15,25-17,25-16
12/5 LSU %	W	25-22,21-25,25-20,25-20
12/12 vs #7 North Carolina %	L	23-25,22-25,25-23,16-25

\*Pac-12 Conference match; % NCAA Tournament

## 2013 - COACH: JIM MOORE

Overall: 20-12 • Conference: 12-8 (4th)

8/30 Eastern Washington	W	25-20, 25-14, 28-26
8/31 Bryant	W	25-14, 25-14, 25-23
8/31 Ohio	L	21-25, 22-25, 19-25
9/3 Portland State	W	25-10, 28-26, 25-14
9/6 at No. 20 Michigan State	L	21-25, 22-25, 25-21, 21-25
9/7 at No. 7 Michigan	L	22-25, 22-25, 21-25
9/10 Seattle	W	25-19, 25-12, 25-16
9/13 CSU Bakersfield	W	25-23, 25-22, 25-18
9/14 vs Belmont	W	25-12, 25-20, 25-15
9/14 at Fresno State	W	25-21, 25-17, 25-14
9/25 at Oregon State*	W	25-17, 25-18, 25-19
9/27 #2 WASHINGTON*	L	23-25, 19-25, 31-29, 8-25
10/4 at Arizona*	L	22-25, 23-25, 25-20, 22-25
10/6 at #15 Arizona State*	W	21-25, 25-19, 25-10, 25-20
10/11 #23 UCLA*	W	17-25, 25-21, 25-17, 25-23
10/13 #1 USC*	L	23-25, 18-25, 24-26
10/18 COLORADO*	W	25-21, 25-16, 25-18
10/20 UTAH*	W	25-15, 25-19, 25-22
10/23 at #6 Stanford*	L	22-25, 13-25, 22-25
10/25 at CALIFORNIA*	L	13-25, 29-27, 25-20, 20-25, 13-15
11/1 ARIZONA STATE*	L	23-25, 25-21, 19-25, 15-25
11/2 ARIZONA*	W	25-23, 23-25, 23-25, 25-22, 15-12
11/8 at #4 USC*	L	20-25, 20-25, 18-25
11/10 at UCLA*	W	13-25, 18-25, 27-25, 25-20, 15-9
11/14 #6 STANFORD*	L	15-25, 25-20, 23-25, 15-25
11/15 #20 CALIFORNIA*	W	25-21, 25-21, 25-21
11/22 at UTAH*	W	25-23, 21-25, 25-15, 25-15
11/24 at Colorado*	W	29-27, 25-21, 20-25, 25-13
11/27 at Washington State*	W	25-22, 25-22, 25-19
11/29 OREGON STATE*	W	25-13, 25-19, 21-25, 25-15
12/6 vs MIAMI%	W	25-16, 25-23, 25-17
12/7 at #9 NEBRASKA %	L	22-25, 19-25, 22-25

\*Pac-12 Conference match; % NCAA Tournament

## 2012 - COACH: JIM MOORE

Overall: 30-5 • Conference: 16-4 (2nd)

8/24 vs Toledo	W	25-14, 25-12, 25-19
8/25 vs Houston	W	25-18, 25-19, 25-11
8/25 at #24 Ohio State	W	17-25, 21-25, 25-14, 26-24, 15-10
8/31 vs Western Carolina	W	25-6, 25-19, 25-18
9/1 vs #10 Kentucky	W	25-18, 25-14, 25-16
9/2 at Ohio	W	25-21, 23-25, 25-19, 25-18
9/5 UCSB	W	25-17, 25-20, 18-25, 25-16
9/10 ST. MARY'S	W	27-25, 25-21, 25-18
9/12 at Portland State	W	25-23, 25-23, 25-19
9/19 #26 OREGON STATE*	W	25-12, 26-24, 25-15
9/21 at #2 USC*	W	25-19, 25-15, 25-23
9/28 UTAH*	W	25-15, 25-21, 25-22
9/29 COLORADO*	W	25-11, 25-19, 25-16
10/3 at California*	W	25-20, 25-18, 17-25, 25-15
10/5 at #7 Stanford*	L	23-25, 25-18, 25-23, 20-25, 10-15
10/12 WASHINGTON STATE*	W	25-20, 25-21, 25-12
10/13 #2 WASHINGTON*	W	26-24, 20-25, 25-22, 25-17
10/19 at Arizona*	W	25-14, 25-23, 25-18
10/20 at Arizona State*	W	25-15, 25-23, 25-20
10/26 at Colorado*	W	25-16, 25-20, 25-23
10/28 at Utah*	W	25-18, 25-17, 25-23
11/2 CALIFORNIA*	L	17-25, 21-25, 25-22, 25-19, 13-15
11/4 #1 STANFORD*	L	20-25, 22-25, 21-25
11/9 ARIZONA STATE*	W	25-18, 23-25, 25-21, 17-25, 15-13
11/10 ARIZONA*	W	25-11, 25-20, 25-16
11/16 at #6 Washington*	L	24-26, 25-16, 25-21, 30-32, 23-25
11/17 at Washington State*	W	23-25, 25-23, 25-22, 25-18
11/20 #7 #7 UCLA*	W	26-24, 25-23, 25-21
11/23 at Oregon State*	W	25-12, 25-15, 25-23
11/30 NORTHERN COLORADO %	W	25-14, 25-19, 25-18, 30-28
12/1 #13 DAYTON %	W	25-15, 25-20, 25-21
12/7 vs #16 BYU %	W	25-23, 25-21, 22-25, 25-12
12/8 vs #10 NEBRASKA %	W	15-25, 25-22, 25-18, 25-17
12/13 vs #1 Penn State %	W	21-25, 30-28, 25-22, 25-19
12/15 vs #3 Texas %	L	11-25, 24-26, 19-25

\*Pac-12 Conference match; % NCAA Tournament

## 2011 - COACH: JIM MOORE

Overall: 21-10 • Conference: 14-8 (6th)

8/26 at #1 Penn State	W	16-25, 25-21, 25-20, 25-22
8/27 vs #12 Minnesota	L	26-24, 15-25, 25-22, 18-25, 10-15
8/30 at Delaware	W	25-20, 25-16, 25-22
8/31 vs Liberty	W	25-9, 25-21, 25-17
8/31 at AMERICAN	W	25-15, 25-19, 25-17
9/2 SEATTLE	W	25-16, 25-18, 25-22
9/0 PORTLAND STATE	W	25-21, 25-17, 25-20
9/13 CAL POLY	W	25-19, 25-22, 25-17
9/16 ARIZONA*	W	25-23, 25-10, 25-20
9/18 ARIZONA STATE*	W	25-12, 22-25, 25-20, 25-23
9/23 at Colorado*	W	25-13, 25-13, 25-14
9/24 at Utah*	W	25-19, 25-15, 25-21
9/30 at #3 Washington*	L	23-25, 17-25, 26-28
10/1 at Washington State*	W	25-23, 22-25, 26-24, 25-22
10/7 #4 CALIFORNIA*	L	23-25, 22-25, 12-25
10/8 #7 STANFORD*	L	25-22, 20-25, 21-25, 23-25
10/14 at #3 USC*	L	15-25, 27-25, 23-25, 21-25
10/15 at #6 UCLA*	L	21-25, 25-22, 23-25, 19-15
10/21 WASHINGTON STATE*	W	21-25, 17-25, 25-8, 25-13, 15-12
10/22 #7 WASHINGTON*	W	27-25, 30-28, 25-18
10/28 UTAH*	L	25-13, 22-25, 26-28, 25-17, 8-15
10/30 COLORADO*	W	25-21, 25-18, 25-18
11/4 at Arizona State*	W	32-30, 17-25, 25-20, 25-23
11/6 at Arizona*	W	25-22, 25-11, 29-27
11/11 #1 UCLA*	W	20-25, 23-25, 25-15, 25-18, 15-9
11/12 #4 USC*	L	21-25, 17-25, 23-25
11/18 at #5 Stanford	W	23-25, 25-20, 25-14, 22-25, 15-9
11/19 at #3 California	W	23-25, 19-25, 25-18, 26-24, 15-9
11/22 at Oregon State*	L	18-25, 21-25, 19-25
11/25 OREGON STATE*	W	25-22, 25-16, 25-17
12/1 Colorado State %	L	26-24, 21-25, 21-25, 25-15, 10-15

\*Pac-12 Conference match; % NCAA Tournament

# ALL-TIME RESULTS

## 2010 - COACH: JIM MOORE

Overall: 19-11 • Conference: 7-11 (7th)

8/27 vs Santa Clara \$	W	25-23, 25-20, 25-14
8/28 vs UC Riverside \$	W	25-16, 25-19, 25-23
8/28 at Fresno State \$	W	25-16, 22-25, 25-12, 25-18
9/1 FLORIDA GULF COAST	W	25-18, 25-17, 25-14
9/6 at Seattle	W	25-15, 18-25, 19-25, 25-12, 15-9
9/7 at Portland State	W	25-15, 22-25, 23-25, 25-15, 15-13
9/10 AMERICAN #	W	25-11, 25-22, 25-16
9/12 SIENA #	W	25-18, 25-16, 25-18
9/15 PORTLAND	W	27-25, 25-15, 25-13
9/17 at Tulane %	W	25-23, 25-21, 25-17
9/18 vs Florida International %	W	24-26, 25-22, 26-24, 25-23
9/18 vs Sam Houston State %	W	25-17, 25-12, 22-25, 25-20
9/24 WASHINGTON STATE*	W	25-19, 25-13, 25-15
9/25 #7 WASHINGTON*	W	25-20, 13-25, 25-20, 30-28
10/1 at #8 California*	L	16-25, 14-25, 16-25
10/2 at #1 Stanford*	L	10-25, 16-25, 21-25
10/8 ARIZONA STATE*	W	19-25, 25-15, 28-26, 25-21
10/9 ARIZONA*	L	22-25, 28-26, 25-21, 19-25, 11-15
10/15 OREGON STATE*	W	25-15, 25-12, 25-16
10/22 at #8 USC*	L	21-25, 20-25, 26-24, 25-23, 10-15
10/23 at #11 UCLA*	L	23-25, 17-25, 18-25
10/29 #4 STANFORD*	L	17-25, 16-25, 22-25
10/30 #3 CALIFORNIA*	L	22-25, 17-25, 18-25
11/5 at #23 Arizona*	L	12-25, 16-25, 25-27
11/6 at Arizona State*	W	25-20, 25-12, 21-25, 16-25, 15-12
11/12 at Oregon State*	W	23-25, 25-18, 25-14, 25-19
11/19 #10 UCLA*	L	15-25, 20-25, 25-19, 20-25
11/20 #6 USC*	L	19-25, 23-25, 25-21, 29-27, 9-15
11/26 at #13 Washington*	L	20-25, 20-25, 10-25
11/27 at Washington State*	W	25-21, 25-22, 25-23

\$ Fresno State Classic; # Oregon Classic; # Allstate Sugar Bowl Classic; \*Pac-12

## 2009 - COACH: JIM MOORE

Overall: 20-10 • Conference: 9-9 (6th)

8/28 SAN FRANCISCO !	W	25-18, 25-8, 26-24
8/29 EASTERN WASHINGTON !	W	25-16, 25-11, 25-22
8/29 MISSOURI STATE!	W	25-15, 25-13, 25-19
9/4 SEATTLE	W	25-9, 25-7, 25-13
9/6 at Portland	W	25-10, 25-14, 25-17
9/8 PORTLAND STATE	W	25-18, 22-25, 25-12, 25-15
9/15 at Utah	W	22-25, 25-17, 25-20, 25-17
9/16 at Utah Valley	W	25-20, 25-23, 25-22
9/18 vs #9 Minnesota #	W	25-22, 27-25, 22-25, 15-25, 15-10
9/19 at Denver #	W	25-15, 25-20, 25-16
9/25 #3 WASHINGTON*	L	18-25, 24-26, 19-25
9/27 WASHINGTON STATE*	W	23-25, 25-18, 25-22, 25-21
10/2 at Oregon State*	L	21-25, 25-21, 25-10, 22-25, 14-16
10/9 at Arizona State*	W	25-15, 25-14, 25-23
10/10 at #22 Arizona*	L	20-25, 29-27, 18-25, 29-31
10/16 #14 CALIFORNIA*	W	25-20, 25-19, 25-20
10/17 #5 STANFORD*	W	25-23, 22-25, 30-32, 25-22, 15-11
10/23 at #13 UCLA*	L	24-26, 18-25, 25-22, 25-22, 9-15
10/24 at #18 USC*	L	24-26, 23-25, 28-30
10/27 OREGON STATE*	W	39-37, 21-25, 25-22, 25-21
11/6 #18 Arizona*	L	20-25, 21-25, 25-23, 17-25
11/7 ARIZONA STATE*	W	25-16, 25-16, 25-20
11/13 at #7 Stanford*	L	23-25, 16-25, 23-25
11/15 at #12 California*	L	21-25, 21-25, 25-23, 16-25
11/20 #15 USC*	L	22-25, 18-25, 19-25
11/21 #7 UCLA*	W	23-25, 18-25, 25-22, 27-25, 17-15
11/25 at Washington State*	W	25-16, 25-20, 20-25, 25-20
11/27 at #4 Washington*	W	15-25, 21-25, 25-23, 31-29, 15-13
12/4 vs. Clemson %	W	25-17, 25-21, 25-20
12/5 at #13 Kentucky %	L	20-25, 22-25, 17-25

! Oregon Classic, # Pioneer Classic, % NCAA Tournament

## 2008 - COACH: JIM MOORE

Overall: 25-9 • Conference: 11-7 (4th)

8/29 #23 NEW MEXICO STATE !	W	25-19, 25-23, 22-25, 25-17
8/30 NORTH CAROLINA !	W	25-19, 25-16, 25-19
8/30 at Illinois !	L	25-15, 25-16, 24-26, 21-25, 13-15
9/5 CENTRAL FLORIDA ^	W	25-13, 25-13, 25-19
9/5 at Kansas ^	W	25-13, 25-21, 25-17
9/6 UTAH VALLEY	W	25-12, 25-18, 25-18
9/10 at UC Irvine	W	25-20, 25-22, 26-24
9/12 UNLV &	W	25-22, 25-21, 22-25, 25-12
9/13 EASTERN WASHINGTON &	W	25-19, 25-15, 25-22
9/13 BAYLOR &	W	25-23, 25-20, 25-18
9/14 SEATTLE	W	25-14, 25-13, 25-12
9/16 PORTLAND	W	25-16, 25-17, 25-10
9/26 at #8 California*	L	20-25, 15-25, 15-26
9/27 at #6 Stanford*	L	21-25, 22-25, 20-25
10/3 #5 UCLA*	W	25-22, 23-2, 25-17, 25-21
10/4 #4 USC*	W	25-17, 25-18, 25-16
10/12 #24 OREGON STATE*	W	25-20, 25-23, 25-14
10/17 at #7 Washington*	L	27-25, 23-25, 14-25, 25-21, 8-15
10/19 at Washington State*	W	25-17, 25-20, 25-12
10/24 ARIZONA STATE*	W	25-19, 25-23, 25-18
10/25 ARIZONA*	W	25-20, 25-21, 25-20
10/28 UTAH*	W	25-17, 24-26, 25-15, 25-22
10/31 at #12 USC*	L	21-25, 25-15, 25-12, 21-25, 21-25
11/1 at #9 UCLA*	W	26-24, 26-24, 18-25, 21-25, 15-13
11/7 at Oregon State*	W	25-16, 25-21, 25-21
11/14 WASHINGTON STATE*	W	25-15, 25-23, 25-18
11/16 #5 WASHINGTON*	L	22-25, 25-22, 29-31, 20-25
11/21 at Arizona*	L	25-18, 20-25, 22-25, 12-25
11/22 at Arizona State*	W	25-22, 25-13, 25-23
11/26 #2 STANFORD*	L	20-25, 25-19, 22-25, 23-25
11/28 #7 CALIFORNIA*	W	25-20, 25-27, 25-17, 26-24
12/5 vs. Delaware%	W	25-16, 25-18, 25-15
12/6 vs. North Carolina%	W	25-20, 24-26, 25-19, 25-19
12/12 vs. Iowa State%	L	25-17, 25-11, 22-25, 22-25, 8-15

! Illini State Farm Classic, ^Kansas Invitational, &Oregon Classic, \*Pac-12, %NCAA Tournament

## 2007 - COACH: JIM MOORE

Overall: 22-11 • Conference: 9-9 (T-5th)

8/24 IDAHO STATE !	W	30-7, 30-19, 30-13
8/25 CAL STATE BAKERSFIELD !	W	30-15, 30-20, 30-28
8/25 KANSAS !	W	30-20, 30-20, 30-20
8/31 MISSISSIPPI STATE ^	W	33-31, 30-17, 30-25
9/1 STEPHEN F. AUSTIN ^	W	30-12, 30-22, 30-21
9/1 BAYLOR ^	W	33-31, 30-23, 30-23
9/4 SAN FRANCISCO	W	30-22, 32-30, 30-26
9/7 RUTGERS	W	30-11, 30-16, 30-13
9/8 RUTGERS	W	30-11, 30-21, 30-13
9/11 PORTLAND	W	30-22, 30-22, 30-11
9/14 PURDUE &	L	27-30, 30-18, 27-30, 28-30
9/15 #20 OHIO STATE &	W	30-17, 30-18, 30-27
9/21 #8 WASHINGTON*	L	30-28, 30-26, 16-30, 25-30, 11-15
9/22 WASHINGTON STATE*	W	30-24, 30-24, 30-22
9/27 at Arizona State*	W	30-23, 40-42, 30-25, 32-30
9/28 at Arizona*	W	30-21, 31-29, 31-29
10/4 #10 CALIFORNIA*	L	27-30, 29-31, 30-22, 24-30
10/5 #2 STANFORD*	L	27-30, 30-32, 20-30
10/11 at #4 UCLA*	L	29-31, 30-22, 24-30, 34-36
10/12 at #6 USC*	L	25-30, 20-30, 26-30
10/19 at Oregon State*	W	30-23, 30-21, 30-20
10/25 ARIZONA*	W	30-20, 30-18, 31-29
10/26 ARIZONA STATE*	L	23-30, 28-30, 30-22, 24-30
11/1 at #5 Stanford*	L	24-30, 30-27, 19-30, 17-30
11/2 at #8 California*	L	23-30, 28-30, 23-30
11/8 #6 USC*	W	30-21, 30-26, 28-30, 30-28
11/9 #9 UCLA*	W	30-24, 30-28, 30-24
11/16 OREGON STATE*	W	30-19, 25-30, 30-16, 30-19
11/21 at Washington State*	W	30-24, 34-32, 30-22
11/23 at #6 Washington*	L	30-27, 27-30, 25-30, 16-30
11/30 vs. Missouri State%	W	31-29, 30-20, 31-29
12/1 at #11 Kansas State%	W	24-30, 20-30, 30-27, 36-34, 15-11
12/7 vs. #8 UCLA%	L	23-30, 19-30, 30-28, 24-30

!Oregon Kickoff Classic, ^Baylor Invitational, &Big Ten/Pac-10 Challenge, \*Pac-10 Match, %NCAA First, Second and Third Rounds

# ALL-TIME RESULTS

## 2006 - COACH: JIM MOORE

Overall: 17-12 • Conference: 7-11 (T-6th)

8/25 UC IRVINE ^	W	30-20, 30-16, 30-16
8/27 PORTLAND STATE ^	W	30-26, 33-31, 30-32, 26-30, 15-11
8/30 at Long Beach State	W	30-16, 24-30, 30-24, 30-22
9/1 at Cal State Northridge\$	W	22-30, 30-28, 30-14, 30-14
9/2 vs Utah State\$	W	30-17, 30-17, 30-17
9/8 FRESNO STATE	W	30-9, 30-25, 30-24
9/9 SAN DIEGO STATE	W	30-24, 25-30, 30-22, 20-30, 15-6
9/12 at Portland	W	30-18, 32-30, 18-30, 30-22
9/15 vs Gonzaga&	W	30-17, 30-26, 30-22
9/16 at Boise State&	W	30-12, 30-21, 30-28
9/21 #3 UCLA*	L	22-30, 13-30, 20-30
9/22 #7 USC*	L	30-24, 20-30, 30-25, 27-30, 10-15
9/29 OREGON STATE*	W	30-25, 30-25, 24-30, 30-16
10/6 at #5 Washington*	L	30-26, 22-30, 23-30, 27-30
10/7 at Washington State*	W	30-25, 30-21, 30-25
10/12 ARIZONA STATE*	W	30-22, 25-30, 30-28, 30-24
10/13 ARIZONA*	W	30-24, 30-24, 30-26
10/19 at #8 California*	W	30-28, 13-30, 35-33, 30-25
10/20 at #3 Stanford*	L	20-30, 18-30, 18-30
10/27 at Oregon State*	W	30-24, 30-22, 30-21
11/2 WASHINGTON STATE*	W	34-32, 30-12, 30-22
11/3 #4 WASHINGTON*	L	15-30, 30-28, 31-29, 14-16
11/9 at Arizona*	L	31-29, 25-30, 30-26, 23-30, 8-15
11/10 at Arizona State*	L	30-23, 14-30, 27-30, 21-30
11/16 #3 STANFORD*	L	26-30, 34-36, 22-30
11/17 #15 CALIFORNIA*	L	27-30, 31-29, 16-30, 27-30
11/24 at #6 USC*	L	20-30, 30-26, 21-30, 27-30
11/25 at #4 UCLA*	L	25-30, 26-30, 20-30
12/1 vs No. 12 Hawaii%	L	17-30, 17-30, 18-30

^Oregon Kickoff Classic, \$Cal State Northridge Tournament, & Boise State Tournament, \*Pac-10 Conference, % NCAA First Round

## 2005 - COACH: JIM MOORE

Overall: 12-18 • Conference: 1-17 (10th)

8/26 GONZAGA^	W	30-23, 30-26, 30-24
8/26 EASTERN WASHINGTON ^	W	30-19, 30-26, 29-31, 30-26
8/27 SOUTH DAKOTA STATE ^	W	30-23, 30-25, 30-23
9/1 SOUTHERN OREGON	W	30-11, 30-21, 30-20
9/6 PORTLAND	W	30-20, 30-19, 30-28
9/8 at Portland State \$	L	30-27, 23-30, 26-30, 23-30
9/9 vs San Francisco \$	W	25-30, 30-28, 30-27, 30-25
9/10 vs Evansville \$	W	30-32, 26-30, 30-24, 30-27, 15-5
9/10 vs Cal State Fullerton \$	W	30-18, 30-26, 27-30, 30-18
9/16 at Fresno State	W	30-28, 31-29, 30-19
9/17 at Fresno State	W	36-38, 30-21, 30-24, 30-19
9/23 at Arizona State*	L	21-30, 20-30, 24-30
9/24 at #15 Arizona*	L	20-30, 19-30, 25-30
9/29 #14 CALIFORNIA*	L	25-30, 16-30, 30-28, 31-33
9/30 #3 STANFORD*	L	28-30, 15-30, 23-30
10/7 at #21 UCLA*	L	15-30, 23-30, 24-30
10/8 at #17 USC*	L	20-30, 19-30, 23-30
10/14 at Oregon State*	L	16-30, 24-30, 29-31
10/21 #2 WASHINGTON*	L	17-30, 16-30, 14-30
10/22 WASHINGTON STATE*	W	30-25, 30-24, 31-29
10/27 at #5 Stanford*	L	20-30, 23-30, 20-30
10/28 at #15 California*	L	22-30, 21-30, 18-30
11/3 #16 USC*	L	20-30, 30-28, 15-30, 24-30
11/4 #21 UCLA*	L	35-33, 15-30, 30-24, 16-30, 12-15
11/8 PORTLAND STATE	W	30-19, 31-29, 30-26
11/10 OREGON STATE*	L	28-30, 22-30, 32-30, 30-21, 15-17
11/17 at Washington State*	L	21-30, 30-28, 19-30, 38-36, 6-15
11/18 at #3 Washington*	L	18-30, 17-30, 22-30
11/25 #6 ARIZONA*	L	25-30, 24-30, 31-29, 26-30
11/26 ARIZONA STATE*	L	26-30, 26-30, 34-32, 27-30

^Oregon Classic, \$Portland State Tournament, \*Pac-10 Conference match

## 2004 - COACH: CARL FERREIRA

Overall: 10-19 • Conference: 1-17 (10th)

9/1 SOUTHERN OREGON	W	30-19, 30-24, 30-22
9/3 COLORADO ^	W	30-24, 30-28, 30-25
9/4 CAL STATE NORTHRIDGE ^	W	30-26, 30-16, 27-30, 30-27
9/9 at Portland State \$	W	30-28, 30-28, 31-29
9/10 vs Northern Colorado \$	W	31-29, 31-29, 36-38, 30-23
9/11 vs Gonzaga \$	W	30-19, 30-25, 30-23
9/17 vs Charlotte %	W	30-21, 30-15, 24-30, 30-19
9/17 vs San Jose State %	L	30-28, 28-30, 22-30, 32-34
9/18 vs Seton Hall %	W	29-31, 30-25, 30-21, 30-15
9/18 at Sacramento State %	L	25-30, 20-30, 13-30
9/24 OREGON STATE*	L	29-31, 25-30, 30-26, 21-30
10/1 at #2 Washington*	L	19-30, 15-30, 25-30
10/2 at Washington State*	W	30-20, 30-23, 30-27
10/8 ARIZONA STATE*	L	19-30, 21-30, 30-28, 25-30
10/9 #21 ARIZONA*	L	26-30, 16-30, 14-30
10/15 at California*	L	30-26, 23-30, 17-30, 23-30
10/16 at #12 Stanford*	L	25-30, 17-30, 22-30
10/21 #12 UCLA*	L	19-30, 21-30, 27-30
10/22 #6 USC*	L	16-30, 18-30, 18-30
10/28 WASHINGTON STATE*	L	30-26, 28-30, 30-25, 25-30, 6-15
10/29 #1 WASHINGTON*	L	27-30, 19-30, 20-30
11/4 at #22 Arizona*	L	17-30, 19-30, 19-30
11/5 at Arizona State*	L	23-30, 24-30, 22-30
11/11 #11 STANFORD*	L	23-30, 24-30, 14-30
11/12 #14 CALIFORNIA*	L	22-30, 22-30, 27-30
11/19 at #6 USC*	L	23-30, 23-30, 18-30
11/20 at #17 UCLA*	L	16-30, 22-30, 27-30
11/26 at Oregon State*	L	23-30, 18-30, 25-30
11/27 vs Portland State	W	30-28, 30-21, 30-25

^Oregon Classic, \$Portland State Tournament, %Sacramento State Tournament, \*Pac-10 Conference match

## 2003 - COACH: CARL FERREIRA

Overall: 3-24 • Conference: 0-18 (10th)

8/29 at #20 North Carolina \$	L	21-30, 14-30, 21-30
8/30 vs Temple \$	W	32-34, 30-28, 30-23, 30-22
8/30 vs James Madison \$	W	26-30, 30-23, 30-24, 31-29
9/4 at James Madison^	L	24-30, 30-28, 28-30, 30-26, 16-18
9/5 vs Rutgers^	L	30-27, 27-30, 23-30, 30-28, 13-15
9/6 vs Georgia Southern^	L	19-30, 18-30, 26-30
9/12 @ Colorado#	L	22-30, 23-30, 23-30
9/13 vs Villanova#	W	30-27, 30-23, 30-23
9/18 #12 CALIFORNIA*	L	19-30, 24-30, 26-30
9/19 #4 STANFORD*	L	24-30, 31-33, 19-30
9/23 at Portland	L	24-30, 31-33, 19-30
9/26 at #8 UCLA*	L	20-60, 21-30, 34-36
9/27 at #1 USC*	L	14-30, 20-30, 16-30
10/2 at Oregon State*	L	26-30, 27-30, 28-30
10/10 #13 WASHINGTON*	L	20-30, 24-30, 19-30
10/11 WASHINGTON STATE*	L	20-30, 26-30, 25-30
10/16 at Arizona*	L	21-30, 28-30, 19-30
10/17 at Arizona State*	L	17-30, 26-30, 31-33
10/23 #9 UCLA*	L	23-30, 20-30, 31-29, 22-30
10/24 #1 USC*	L	28-30, 22-30, 16-30
10/30 OREGON STATE*	L	23-30, 30-27, 29-31, 24-30
11/7 at Washington State*	L	27-30, 19-30, 27-30
11/8 at #11 Washington*	L	14-30, 19-30, 16-30
11/13 ARIZONA*	L	22-30, 20-30, 26-30
11/14 ARIZONA STATE*	L	28-30, 30-27, 28-30, 28-30
11/20 at #7 Stanford*	L	10-30, 20-30, 20-30
11/21 at #9 California*	L	27-30, 11-30, 13-30

SUNC Volleyball Tournament, ^James Madison Tournament, #Colorado Tournament, \*Pacific-10 Conference match

# ALL-TIME RESULTS

## 2002 - COACH: CARL FERREIRA

Overall: 11-21 • Conference: 1-17 (10th)

8/30 vs. North Carolina A&T\$	W	30-18, 28-30, 30-10, 30-13
8/31 vs. San Francisco\$	W	30-27, 30-25, 30-10
8/31 vs. Kent State\$	W	30-18, 30-26, 30-23
8/31 at Cal-State Northridge\$	W	30-27, 30-21, 30-17
9/2 IDAHO STATE	L	30-28, 23-30, 26-30, 24-30
9/6 vs. Fordham^	W	30-28, 30-27, 30-22
9/6 at Miami^	L	27-30, 21-30, 37-39
9/7 vs. Howard^	W	30-15, 30-10, 30-23
9/10 at Florida State	L	22-30, 28-30, 28-30
9/13 MILWAUKEE#	W	30-25, 26-30, 30-19, 30-22
9/14 at DePaul#	W	30-24, 30-26, 30-27
9/14 UNLV#	W	30-23, 30-23, 27-30, 24-30, 15-13
9/20 at Washington*	L	19-30, 27-30, 21-30
9/21 at #20 Washington State*	L	27-30, 19-30, 18-30
9/23 at Eastern Washington	L	25-30, 21-30, 30-22, 20-30
9/27 CALIFORNIA*	L	28-30, 30-25, 30-27, 34-36, 11-15
9/28 #4 STANFORD*	L	17-30, 9-30, 21-30
9/29 PORTLAND	W	30-28, 35-33, 27-30, 30-27
10/3 OREGON STATE*	L	22-30, 25-30, 25-30
10/11 at #13 UCLA*	L	28-30, 24-30, 20-30
10/12 at #1 USC*	L	15-30, 14-30, 15-30
10/17 #19 ARIZONA*	L	19-30, 18-30, 28-30
10/18 #21 ARIZONA STATE*	L	31-29, 29-31, 34-32, 28-30, 10-15
10/25 at #6 Stanford*	L	21-30, 29-31, 21-30
10/26 at California*	L	30-28, 30-24, 23-30, 26-30, 10-15
11/1 at Oregon State*	W	30-24, 27-30, 30-26, 33-31
11/8 #2 USC*	L	20-30, 21-30, 23-30
11/9 #19 UCLA*	L	24-30, 25-30, 30-28, 27-30
11/15 at #16 Arizona*	L	20-30, 26-30, 22-30
11/16 at Arizona State*	L	30-28, 23-30, 17-30, 27-30
11/21 #13 WASHINGTON STATE*	L	27-30, 23-30, 18-30
11/22 WASHINGTON*	L	18-30, 18-30, 19-30

\$Fremont Loan and Investment Tournament, ^Univ. of Miami Tournament, #DePaul Invitational, \*Pac-10 Conference match

## 2001 - COACH: CARL FERREIRA

Overall: 9-21 • Conference: 0-18 (10th)

8/31 vs. Arkansas State%	W	30-19, 32-34, 30-19, 30-10
8/31 at Texas-Arlington%	W	30-23, 26-30, 30-21, 30-29
9/1 vs. North Carolina AT&T%	W	30-17, 30-24, 30-14
9/1 vs. UALR%	W	30-26, 30-17, 30-14
9/3 TEXAS PAN AMERICAN	W	30-17, 30-16, 30-15
9/7 vs. New Mexico State\$	W	30-22, 31-29, 30-23
9/7 vs. Eastern Washington\$	L	29-31, 23-30, 27-30
9/8 vs. Cal-State Northridge\$	W	30-24, 31-29, 23-30, 20-30, 15-12
9/8 vs. Boise State\$	W	30-18, 30-23, 28-30, 37-35
9/20 at #3 Arizona*	L	19-30, 19-30, 33-31, 18-30
9/21 at Arizona State*	L	17-30, 19-30, 27-30
9/28 WASHINGTON*	L	20-30, 23-30, 22-30
9/29 WASHINGTON STATE*	L	24-30, 21-30, 22-30
10/4 at #4 Stanford*	L	23-30, 22-30, 20-30
10/5 at California*	L	23-30, 23-30, 30-32
10/10 at Oregon State*	L	25-30, 30-23, 18-30, 21-30
10/14 at Idaho State	L	30-24, 24-30, 30-20, 20-30, 13-15
10/18 ARIZONA STATE*	L	15-30, 24-30, 16-30
10/19 #7 ARIZONA*	L	20-30, 21-30, 14-30
10/23 at Gonzaga	L	26-30, 27-30, 30-28, 31-29, 12-15
10/26 at Washington State*	L	18-30, 23-30, 21-30
10/27 at Washington*	L	28-30, 25-30, 26-30
11/1 CALIFORNIA*	L	21-30, 30-27, 28-30, 22-30
11/2 #3 Stanford*	L	25-30, 31-29, 13-30, 18-30
11/6 at Portland	W	31-33, 30-27, 30-24, 30-26
11/9 OREGON STATE*	L	29-31, 22-30, 27-30
11/15 at #12 UCLA*	L	23-30, 18-30, 22-30
11/16 at USC*	L	30-24, 15-30, 17-30, 18-30
11/20 #11 UCLA*	L	19-30, 30-25, 16-30, 28-30
11/21 USC*	L	20-30, 10-30, 20-30

\$Oregon Classic Tournament, \* Pacific-10 Conference match, %UTA Tournament

## 2000 - COACH: CARL FERREIRA

Overall: 10-19 • Conference: 2-16 (T-9th)

9/1 vs. Wyoming \$	W	15-1, 15-6, 15-12
9/1 vs. Sam Houston State \$	W	15-6, 15-7, 15-8
9/2 vs. Mississippi \$	W	15-7, 13-15, 15-17, 15-7, 15-9
9/2 at Texas San Antonio\$	W	15-5, 8-15, 15-7, 15-12
9/7 vs. Northwestern^	W	15-4, 15-13, 5-15, 16-14
9/8 vs. Creighton^	W	15-11, 15-11, 15-1
9/9 at #6 Hawaii^	L	15-6, 15-4, 15-2
9/14 #11 STANFORD*	L	15-6, 11-15, 8-15, 15-12, 15-5
9/15 CALIFORNIA*	L	15-13, 11-15, 14-16, 15-13, 26-24
9/19 OREGON STATE*	L	15-12, 15-2, 11-15, 10-15, 12-15
9/24 PORTLAND	W	15-11, 15-3, 15-6
9/29 at #5 UCLA*	L	15-6, 15-6, 15-1
9/30 at #4 USC*	L	15-5, 15-3, 15-5
10/6 ARIZONA STATE*	L	15-5, 15-9, 15-7
10/7 #7 ARIZONA*	L	15-6, 15-5, 15-10
10/13 at Washington*	L	15-6, 11-15, 15-13, 15-6
10/14 at Washington State*	L	15-7, 15-5, 15-10
10/20 at Oregon State*	W	15-10, 15-13, 15-3
10/22 UC RIVERSIDE	W	15-11, 15-3, 15-12
10/27 #4 USC*	L	15-8, 15-9, 15-4
10/28 #8 UCLA*	L	15-9, 15-10, 15-7
11/2 at Arizona State*	L	15-8, 15-4, 15-7
11/3 at #4 Arizona*	L	15-7, 15-2, 15-2
11/9 WASHINGTON*	W	11-15, 15-12, 16-14, 15-8
11/10 WASHINGTON STATE*	L	15-10, 15-11, 15-4
11/16 at #21 Stanford*	L	15-8, 15-12, 15-5
11/17 at California*	L	15-2, 15-6, 15-9
11/24 at New Mexico State#	L	1-15, 15-4, 15-8, 8-15, 15-8
11/25 vs. UTEP#	L	2-15, 15-12, 16-14, 15-9

\$UTSA Tournament, ^Imua Wahine Volleyball Challenge, \*Pacific-10 Conference match, #NMSU Tournament

## 1999 - COACH: CATHY NELSON

Overall: 7-20 • Conference: 1-17 (10th)

9/1 at Boston College	W	16-14, 15-9, 8-15, 15-7
9/3 vs. Holy Cross\$	W	15-3, 15-2, 15-7
9/4 vs. Rutgers\$	W	5-15, 15-11, 15-8, 15-7
9/4 at New Hampshire\$	W	15-12, 15-3, 15-7
9/10 CAL STATE FULLERTON^	W	16-14, 15-7, 15-8
9/10 ALABAMA^	W	3-15, 7-15, 15-11, 15-11, 15-11
9/11 MINNESOTA^	L	10-15, 4-15, 6-15
9/16 at Arizona State*	L	2-15, 15-17, 1-15
9/17 at #14 Arizona*	L	8-15, 4-15, 13-15
9/19 at St. Mary's	L	12-15, 13-15, 15-8, 7-15
9/23 WASHINGTON STATE*	L	4-15, 12-15, 10-15
9/24 WASHINGTON*	L	15-12, 5-15, 11-15, 4-15
9/30 at #6 Stanford*	L	1-15, 1-15, 5-15
10/1 at California*	L	3-15, 12-15, 11-15
10/5 PORTLAND	L	11-15, 13-15, 15-5, 5-15
10/8 at Oregon State*	L	11-15, 4-15, 5-15
10/15 #6 UCLA*	L	5-15, 4-15, 4-15
10/16 #17 USC*	L	3-15, 3-15, 0-15
10/23 at Washington*	L	8-15, 8-15, 8-15
10/24 at Washington State*	L	4-15, 0-15, 7-15
10/28 CALIFORNIA*	L	13-15, 7-15, 7-15
10/29 #2 STANFORD*	L	2-15, 6-15, 4-15
11/5 OREGON STATE*	W	13-15, 15-10, 15-5, 15-7
11/11 at #7 UCLA*	L	0-15, 4-15, 2-15
11/12 at #16 USC*	L	3-15, 6-15, 6-15
11/18 ARIZONA STATE*	L	8-15, 15-7, 14-16, 1-15
11/19 #19 ARIZONA*	L	10-15, 4-15, 7-15

\$New Hampshire Tournament, Oregon Nike Invitational, \*Pacific-10 Conference

# ALL-TIME RESULTS

## 1998 - COACH: CATHY NELSON

**Overall: 8-23 • Conference: 3-15 (T-8th)**

9/1 PORTLAND STATE	W	15-17, 15-7, 15-9
9/4 NORTHERN ARIZONA \$	W	15-6, 12-15, 15-13, 16-14
9/4 CAL POLY \$	L	6-15, 10-15, 8-15
9/5 DENVER \$	W	15-13, 15-3, 15-12
9/5 FRESNO STATE \$	L	12-15, 13-15, 6-15
9/7 UTAH STATE	L	9-15, 14-16, 13-15
9/11 at Minnesota ^	L	6-15, 13-15, 7-15
9/12 vs. Missouri ^	W	15-12, 15-9, 15-17, 15-8
9/12 vs. Wake Forest ^	L	13-15, 13-15, 15-11, 15-12, 11-15
9/18 OREGON STATE*	W	15-12, 15-13, 15-11
9/23 at Cal State Fullerton	W	15-11, 15-9, 11-15, 15-8
9/25 at UCLA*	L	9-15, 8-15, 15-8, 7-15
9/27 at #8 USC*	L	2-15, 6-15, 7-15
10/2 ARIZONA STATE*	L	6-15, 9-15, 5-15
10/4 #19 ARIZONA*	L	15-7, 10-15, 4-15, 6-15
10/6 at Portland	L	9-15, 7-15, 15-13, 13-15
10/9 at Washington*	L	16-18, 14-16, 15-10, 8-15
10/11 at Washington State*	L	7-15, 14-16, 4-15
10/16 CALIFORNIA*	L	15-8, 15-7, 4-15, 8-15, 9-15
10/18 #7 STANFORD*	L	11-15, 1-15, 14-16
10/22 #11 USC*	L	13-15, 3-15, 7-15
10/25 #25 UCLA*	L	15-12, 12-15, 15-12, 4-15, 12-15
10/30 at #16 Arizona*	W	15-8, 11-15, 15-12, 9-15, 15-13
11/1 at Arizona State*	L	4-15, 15-2, 13-15, 13-15
11/6 WASHINGTON STATE*	L	15-13, 5-15, 10-15, 11-15
11/8 WASHINGTON*	L	9-15, 15-12, 12-15, 10-15
11/13 at #4 Stanford*	L	2-15, 3-15, 3-15
11/15 at California*	W	13-15, 15-10, 15-8, 15-12
11/20 at Oregon State*	L	15-10, 5-15, 10-15, 13-15
11/27 ORAL ROBERTS #	L	14-16, 15-9, 15-17, 8-15
11/28 ILLINOIS STATE #	L	4-15, 10-15, 8-15

\$Oregon Nike Invitational, ^Minnesota Nike Invitational, \*Pacific-10 Conference match, #Long Beach Thanksgiving Invitational

## 1997 - COACH: CATHY NELSON

**Overall: 9-21 • Conference: 1-17 (10th)**

8/29 vs. Kansas \$	W	15-11, 16-14, 10-15, 11-15, 15-12
8/30 vs. UNLV \$	L	15-12, 9-15, 15-0, 12-15, 13-15
8/30 at Nevada \$	W	15-11, 13-15, 15-5, 15-17, 15-10
9/5 OHIO ^	W	15-5, 15-17, 15-6, 15-7
9/5 CAL STATE FULLERTON ^	W	15-4, 15-6, 16-14
9/6 at Northern Arizona ^	L	6-15, 15-1, 11-15, 4-15
9/12 IDAHO STATE #	W	15-7, 15-8, 15-10
9/13 GONZAGA #	W	15-5, 15-6, 15-7
9/16 at Portland	W	16-14, 15-7, 15-5
9/19 WASHINGTON*	L	10-15, 9-15, 9-15
9/20 #6 WASHINGTON STATE*	L	15-10, 10-15, 9-15, 5-15
9/25 at Santa Clara	L	15-17, 4-15, 15-10, 12-15
9/26 at California*	L	11-15, 8-15, 15-10, 13-15
9/28 at #4 Stanford*	L	3-15, 2-15, 5-15
10/3 at Oregon State*	L	5-15, 9-15, 15-6, 4-15
10/4 MONTANA	L	13-15, 13-15, 13-15
10/9 #6 USC*	L	3-15, 8-15, 8-15
10/10 #21 UCLA*	L	3-15, 8-15, 13-15
10/17 at Arizona State*	L	12-15, 11-15, 1-15
10/18 at #15 Arizona*	L	7-15, 6-15, 11-15
10/21 PORTLAND	W	15-10, 15-8, 15-9
10/24 #4 STANFORD*	L	7-15, 7-15, 13-15
10/25 CALIFORNIA*	L	10-15, 15-6, 15-5, 6-15
10/30 OREGON STATE*	L	13-15, 9-15, 5-15
11/7 at #7 USC*	L	15-12, 10-15, 5-15, 4-15
11/8 at #25 UCLA*	L	7-15, 7-15, 10-15
11/14 #10 ARIZONA*	L	5-15, 12-15, 4-15
11/15 ARIZONA STATE*	W	9-15, 15-11, 9-15, 15-9, 16-14
11/21 at #12 Washington State*	L	8-15, 5-15, 8-15
11/22 at #15 Washington*	L	4-15, 2-15, 6-15

\$Tacoma Bell Invitational, ^Days Inn Highway 66 Volleyball Classic, #Oregon Nike Invitational, \*Pacific-10 Conference match

## 1996 - COACH: CATHY NELSON

**Overall: 11-20 • Conference: 3-15 (T-9th)**

8/30 at Utah \$	L	8-15, 5-15, 6-15
8/31 vs. Iowa State \$	W	10-15, 15-4, 15-12, 15-6
8/31 vs. Boise State \$	W	8-15, 15-11, 8-15, 15-5, 15-12
9/6 #15 OHIO STATE ^	L	15-11, 10-15, 17-15, 9-15, 7-15
9/7 at Rice ^	W	10-15, 15-8, 9-15, 15-13, 17-15
9/7 vs. Kansas State ^	L	9-15, 13-15, 3-15
9/13 SAN DIEGO #	L	11-15, 7-15, 13-15
9/14 at Cal Poly #	W	16-14, 15-8, 15-7
9/14 vs. Weber State #	W	15-5, 11-15, 15-11, 15-7
9/20 at #14 UCLA*	L	4-15, 3-15, 14-16
9/21 at #11 USC*	L	10-15, 7-17, 10-15
9/24 PORTLAND	W	16-14, 15-8, 15-4
9/27 ARIZONA STATE*	L	15-13, 14-16, 8-15, 13-15
9/28 ARIZONA*	L	15-17, 2-15, 3-15
10/4 at #19 Washington*	L	3-15, 2-15, 8-15
10/5 at #10 Washington State*	L	7-15, 5-15, 4-15
10/11 CALIFORNIA*	L	15-17, 15-8, 0-15, 0-6
10/12 #4 STANFORD*	L	4-15, 2-15, 15-9, 4-15
10/18 #21 OREGON STATE*	W	15-9, 16-14, 12-15, 11-15, 15-10
10/25 at Arizona*	L	18-16, 2-15, 17-15, 7-15, 10-15
10/26 at Arizona State*	W	5-15, 15-11, 16-14, 11-15, 15-11
11/1 #11 WASHINGTON STATE*	L	9-15, 6-15, 14-16
11/2 #14 Washington*	L	6-15, 4-15, 4-15
11/8 at #2 Stanford*	L	8-15, 5-15, 3-15
11/9 at California*	L	10-15, 15-13, 12-15, 7-15
11/13 at Portland	W	15-7, 9-15, 15-11, 15-8
11/5 at Oregon State*	W	15-2, 15-5, 15-9
11/22 #11 USC*	L	6-15, 13-15, 7-15
11/23 UCLA*	L	16-14, 12-15, 15-17, 5-15
11/29 at #1 Florida %	L	12-15, 10-15, 1-15
11/30 Alabama %	W	15-8, 15-3, 15-7

\$Utah Classic, ^Rice Invitational, #Cal Poly SLO Invitational, \*Pacific-10 Conference match, %SEC/PAC-10 Challenge

## 1995 - COACH: CATHY NELSON

**Overall: 8-21 • Conference: 1-17 (10th)**

9/1 vs. Clemson \$	W	18-16, 15-8, 15-11
9/1 vs. George Mason \$	W	15-8, 15-5, 5-15, 15-2
9/2 vs. Northern Illinois \$	W	15-8, 18-16, 15-13
9/3 vs. Ball State \$	W	15-8, 16-14, 10-15, 5-15, 15-11
9/5 at Wyoming	L	12-15, 15-6, 9-15, 8-15
9/8 vs. Duke ^	W	15-7, 9-15, 18-16, 15-12
9/8 vs. George Washington ^	L	11-15, 15-5, 15-11, 13-15, 11-15
9/9 at Tennessee ^	L	15-4, 15-8, 15-17, 12-15, 13-15
9/15 at California*	L	7-15, 15-11, 10-15, 15-12, 10-15
9/16 at #5 Stanford*	L	1-15, 6-15, 3-15
9/20 PORTLAND	W	15-7, 16-14, 15-13
9/23 at Oregon State*	L	12-15, 4-15, 7-15
9/29 #7 UCLA*	L	2-15, 15-12, 3-15, 10-15
9/30 #19 USC*	L	15-10, 7-15, 1-15, 1-15
10/6 at #14 Arizona State*	L	7-15, 4-15, 11-15
10/7 at #13 Arizona*	L	4-15, 8-15, 15-13, 5-15
10/13 #23 WASHINGTON*	W	16-14, 15-10, 15-12
10/14 #5 WASHINGTON STATE*	L	4-15, 4-15, 9-15
10/20 OREGON STATE*	L	7-15, 15-8, 15-10, 7-15, 12-15
10/21 WYOMING	L	15-11, 11-15, 13-15, 15-7, 15-17
10/27 #17 USC*	L	9-15, 4-15, 4-15
10/28 #9 UCLA*	L	6-15, 4-15, 8-15
10/31 at Portland	W	15-13, 15-6, 15-12
11/3 #19 ARIZONA*	L	15-13, 4-15, 11-15, 6-15
11/4 #13 ARIZONA STATE*	L	7-15, 11-15, 2-15
11/10 at #10 Washington State*	L	15-11, 8-15, 7-15, 7-15
11/11 at Washington*	L	5-15, 9-15, 4-15
11/16 CALIFORNIA*	L	11-15, 15-2, 15-12, 7-15, 10-15
11/17 #3 STANFORD*	L	8-15, 4-15, 6-15

\$Colorado State Holiday Inn Tournament, ^Lady Vol Classic, \*Pacific-10 Conference match

# ALL-TIME RESULTS

## 1994 - COACH: GERRY GREGORY

**Overall: 7-22 • Conference: 1-17 (10th)**

9/2 vs. Rice\$	W	15-9,15-7,15-9
9/2 vs. Utah\$	W	15-11, 15-13, 15-5
9/3 vs. Tennessee\$	W	15-5, 15-0, 15-9
9/6 at Portland	W	15-8, 15-12, 15-12
9/9 vs. Baylor^	W	15-6, 15-10, 9-15, 15-10
9/9 #11 LONG BEACH STATE^	L	5-15, 6-15, 2-15
9/10 vs. South Florida^	W	15-12, 15-4, 15-8
9/10 vs. #23 Georgia^	L	8-15, 8-15, 10-15
9/16 #12 ARIZONA STATE*	L	12-15, 9-15, 10-15
9/17 #14 ARIZONA*	L	3-15, 10-15, 13-15
9/22 at Washington*	L	17-15, 2-15, 14-16, 12-15
9/24 at #21 Washington State*	L	12-15, 10-15, 15-5, 5-15
9/30 CALIFORNIA*	L	11-15, 10-15, 9-15
10/1 #1 STANFORD*	L	2-15, 7-15, 9-15
10/5 OREGON STATE*	L	7-15, 9-15, 13-15
10/7 CAL STATE NORTHBRIDGE	L	5-15, 0-15, 10-15
10/14 at #4 UCLA*	L	6-15, 6-15, 9-15
10/16 at #1 USC*	L	6-15, 14-16, 6-15
10/21 WASHINGTON STATE*	L	15-11, 3-15, 7-15, 12-15
10/22 WASHINGTON*	L	8-15, 9-15, 5-15
10/28 at #1 Stanford*	L	6-15, 10-15, 12-15
10/29 at California*	W	15-6, 15-12, 7-15, 15-5
11/2 at Oregon State*	L	13-15, 3-15, 6-15
11/4 SACRAMENTO STATE	L	15-6, 15-10, 13-15, 6-15, 10-15
11/9 PORTLAND	L	7-15, 15-7, 10-15, 10-15
11/11 #11 USC*	L	7-15, 8-15, 12-15
11/12 #3 UCLA*	L	10-15, 4-15, 8-15
11/18 at #16 Arizona*	L	8-15, 6-15, 11-15
11/19 at #15 Arizona State*	L	7-15, 7-15, 5-15

\$Oregon Invitational, ^UCSB Classic, \*Pacific-10 Conference match

## 1993 - COACH: GERRY GREGORY

**Overall: 5-21 • Conference: 2-16 (10th)**

9/1 at Portland	W	15-5, 15-3, 15-4
9/3 vs. Loyola Marymount \$	L	8-15, 10-15, 11-15
9/4 at UC Irvine \$	L	10-15, 21-19, 15-3, 13-15, 13-15
9/4 WICHITA STATE \$	W	15-3, 15-4, 15-7
9/9 at Gonzaga^	L	9-15, 10-15, 15-11, 16-14, 11-15
9/10 vs. #22 Texas Tech^	L	4-15, 15-11, 12-15, 11-15
9/11 vs. Weber State^	W	15-4, 6-15, 15-10, 15-6
9/14 #18 GEORGIA	L	10-15, 11-15, 8-15
9/17 at Oregon State*	L	15-9, 13-15, 13-15, 5-15
9/24 #2 UCLA*	L	4-15, 7-15, 8-15
9/25 #6 USC*	L	12-15, 6-15, 13-15
9/30 at Arizona*	L	8-15, 7-15, 3-15
10/1 at #18 Arizona State*	L	11-15, 7-15, 6-15
10/8 WASHINGTON*	W	15-4, 15-10, 15-9
10/9 WASHINGTON STATE*	L	8-15, 9-15, 10-15
10/15 at California*	L	12-15, 15-12, 7-15, 15-9, 17-19
10/16 at #3 Stanford*	L	14-16, 12-15, 10-15
10/22 at #9 USC*	L	7-15, 11-15, 6-15
10/23 at #1 UCLA*	L	13-15, 10-15, 15-13, 8-15
10/29 ARIZONA*	L	11-15, 10-15, 12-15
10/30 #16 ARIZONA STATE*	L	4-15, 15-11, 12-15, 8-15
11/5 at #21 Washington State*	L	15-10, 7-15, 5-15, 9-15
11/6 at Washington*	L	16-18, 9-15, 15-11, 15-9, 12-15
11/12 #6 STANFORD*	L	6-15, 8-15, 12-15
11/13 CALIFORNIA*	L	10-15, 9-15, 15-10, 10-15
11/19 #23 OREGON STATE*	W	15-13, 15-7, 15-17, 7-15, 15-13

\$Anteater Invitational, ^Spikeoff Spokane, \*Pac-10 Conference match

## 1992 - COACH: GERRY GREGORY

**Overall: 6-19 • Conference: 2-16 (T-9th)**

9/1 at Portland	W	10-15, 15-11, 15-7, 15-9
9/3 vs. Rhode Island\$	W	15-9, 14-16, 15-12, 16-14
9/4 at #19 Colorado\$	L	11-15, 8-15, 9-15
9/5 vs. DePaul\$	W	15-9, 15-6, 15-4
9/10 GONZAGA^	L	12-15, 9-15, 14-16
9/11 WYOMING^	L	12-15, 15-9, 9-15, 9-15
9/12 BOISE STATE^	W	15-9, 12-15, 16-14, 15-10
9/18 at #21 Washington*	L	10-15, 6-15, 7-15
9/19 at #24 Washington State*	L	15-9, 3-15, 5-15, 4-15
9/25 CALIFORNIA*	L	15-5, 12-15, 4-15, 4-15
9/26 #2 STANFORD*	L	7-15, 8-15, 6-15
10/2 OREGON STATE*	W	17-15, 15-9, 15-4
10/9 at #1 UCLA*	L	4-15, 7-15, 8-15
10/10 at #6 USC*	L	10-15, 5-15, 9-15
10/16 #18 ARIZONA STATE*	L	4-15, 2-15, 15-10, 15-12, 8-15
10/17 ARIZONA*	W	15-12, 15-9, 5-15, 15-11
10/23 at #2 Stanford*	L	10-15, 8-15, 6-15
10/24 at California*	L	9-15, 12-15, 7-15
10/30 at Oregon State*	L	16-14, 15-17, 14-16, 16-14, 11-15
11/6 #10 USC*	L	11-15, 15-12, 7-15, 7-15
11/7 #1 UCLA*	L	3-15, 5-15, 8-15
11/12 at #16 Arizona State*	L	14-16, 10-15, 2-15
11/13 at Arizona*	L	15-13, 12-15, 15-7, 14-16, 8-15
11/20 #21 WASHINGTON STATE*	L	10-15, 0-15, 10-15
11/21 WASHINGTON*	L	9-15, 15-13, 13-15, 13-15

\$Colorado Invitational, ^Spikeoff Spokane, \*Pacific-10 Conference match

## 1991 - COACH: GERRY GREGORY

**Overall: 14-16 • Conference: 4-14 (9th)**

8/30 vs. Baylor \$	W	15-11, 15-4, 15-11
8/30 at Portland \$	W	15-11, 15-11, 15-6
8/31 vs. Montana \$	W	15-8, 15-9, 17-15
8/31 vs. Colorado \$	W	15-7, 15-11, 15-17, 15-10
9/5 GONZAGA ^	W	15-12, 15-11, 15-10
9/6 IDAHO ^	W	15-5, 16-14, 15-8
9/7 GONZAGA ^	W	15-2, 9-15, 15-8, 15-12
9/12 vs. Wright State #	W	4-15, 15-10, 15-3, 15-10
9/12 vs. Texas A&M #	W	16-14, 15-3, 15-7
9/13 vs. Fresno State #	L	15-13, 8-15, 1-15, 13-15
9/14 vs. Oregon State #	W	4-15, 15-11, 8-15, 15-13, 17-15
9/14 vs. Long Beach State #	L	8-15, 8-15, 7-15
9/20 #3 UCLA*	L	3-15, 7-15, 8-15
9/21 #12 USC*	L	7-15, 15-10, 7-15, 6-15
9/26 at Arizona*	W	15-2, 15-13, 13-15, 15-13
9/27 at Arizona State*	L	10-15, 15-4, 12-15, 14-16
10/4 WASHINGTON*	L	10-15, 9-15, 7-15
10/5 #20 WASHINGTON STATE*	L	9-15, 9-15, 10-15
10/11 at California*	L	15-5, 14-16, 13-15, 4-15
10/12 at #1 Stanford*	L	11-15, 2-15, 7-15
10/18 at Oregon State*	L	10-15, 0-15, 3-15
10/25 ARIZONA*	W	15-12, 15-13, 8-15, 15-7
10/26 ARIZONA STATE*	L	10-15, 1-15, 15-13, 10-15
11/1 at #20 Washington State*	L	8-15, 6-15, 8-15
11/2 at Washington*	L	8-15, 15-6, 11-15, 2-15
11/8 #1 STANFORD*	L	5-15, 5-15, 7-15
11/9 CALIFORNIA*	W	6-15, 15-1, 15-13, 15-7
11/14 OREGON STATE*	W	10-15, 15-10, 5-15, 16-14, 15-8
11/22 at #14 USC*	L	10-15, 14-16, 2-15
11/23 at #5 UCLA*	L	12-15, 6-15, 4-15

\$Portland Invitational, ^Oregon Tournament, #JNM Premier Classic, \*Pacific-10 Conference match

# ALL-TIME RESULTS

## 1990 - COACH: GERRY GREGORY

**Overall: 15-14 • Conference: 6-12 (T-7th)**

8/31 vs. Utah State \$	W	15-4, 15-11, 10-15, 15-7
8/31 at Boise State \$	W	15-9, 16-14, 13-15, 15-6
9/1 vs. Saint Mary's \$	W	15-12, 15-11, 15-11
9/1 vs. Michigan \$	W	15-2, 15-1, 15-4
9/6 vs. Georgia ^	W	15-5, 15-8, 15-11
9/6 vs. Weber State ^	W	15-12, 15-4, 15-13
9/7 at Cal State Fullerton ^	W	15-1, 15-4, 17-15
9/7 vs. Cal State Northridge^	W	14-16, 15-6, 8-15, 15-13, 15-4
9/8 vs. Oregon State^	L	9-15, 11-15, 16-14, 9-15
9/14 CALIFORNIA*	W	15-9, 15-11, 15-5
9/15 #6 STANFORD*	L	14-16, 6-15, 11-15
9/21 OREGON STATE*	W	7-15, 15-13, 6-15, 15-13, 15-10
9/22 PORTLAND	L	14-16, 15-8, 15-8, 8-15, 13-15
9/28 at #1 UCLA*	L	3-15, 2-15, 3-15
9/29 at #15 USC*	W	16-14, 12-15, 15-12, 15-10
10/5 ARIZONA STATE*	W	15-3, 16-18, 22-20, 15-6
10/6 #19 ARIZONA*	L	10-15, 15-10, 11-15, 16-14, 9-15
10/12 at Washington*	W	15-8, 15-11, 15-13
10/13 at Washington State*	L	6-15, 13-15, 5-15
10/17 at #20 Oregon State*	L	8-15, 12-15, 6-15
10/19 PORTLAND STATE*	W	15-11, 15-13, 15-13
10/26 USC*	L	10-15, 9-15, 15-13, 15-17
10/27 #1 UCLA*	L	5-15, 8-15, 8-15
11/1 at Arizona State*	L	15-9, 6-15, 9-15, 12-15
11/2 at Arizona*	L	15-11, 11-15, 4-15, 10-15
11/9 WASHINGTON STATE*	W	15-9, 13-15, 13-15, 15-6, 15-8
11/10 WASHINGTON*	L	12-15, 15-13, 10-15, 15-11, 12-15
11/16 at #3 Stanford*	L	5-15, 7-15, 7-15
11/17 at California*	L	8-15, 12-15, 17-15, 11-15

\$Boise State Classic, ^JNM Premier Classic, \*Pacific-10 Conference match

## 1989 - COACH: GERRY GREGORY

**Overall: 21-9 • Conference: 10-8 (T-4th)**

8/28 at Portland	W	15-11, 15-5, 15-17, 15-6
8/30 Gonzaga	W	15-6, 15-10, 15-5
9/1 Montana State\$	W	15-1, 11-15, 15-10, 15-7
9/1 at Utah\$	W	15-7, 15-7, 15-8
9/2 Weber State\$	W	16-4, 19-15, 10-15, 15-8, 15-6
9/2 Oregon State\$	W	15-3, 15-4, 4-15, 17-15
9/7 WYOMING ^	W	15-12, 15-5, 6-15, 9-15, 15-8
9/8 LOYOLA MARYMOUNT ^	W	15-12, 15-6, 15-4
9/9 BOISE STATE ^	W	9-15, 15-8, 15-10, 15-11
9/14 at Arizona State*	L	6-15, 15-11, 11-15, 10-15
9/15 at #12 Arizona*	L	15-13, 10-15, 8-15, 6-15
9/22 #20 WASHINGTON*	L	15-9, 15-6, 4-15, 12-15, 8-15
9/23 WASHINGTON STATE*	W	15-11, 16-14, 16-14
9/27 PORTLAND	W	15-6, 15-6, 15-13
9/29 at California*	W	15-11, 15-13, 15-12
9/30 at #6 Stanford*	W	3-15, 15-9, 9-15, 15-3, 15-8
10/4 PORTLAND STATE	W	15-12, 15-7, 15-0
10/6 at Oregon State*	W	15-8, 15-13, 15-9
10/13 #2 UCLA*	L	18-16, 13-15, 6-15, 9-15
10/14 #6 USC*	L	8-15, 15-13, 11-15, 11-15
10/20 at Washington State*	W	15-8, 9-15, 15-8, 15-7
10/21 at Washington*	W	4-15, 4-15, 15-11, 15-12, 15-11
10/27 STANFORD*	L	6-15, 9-15, 9-15
10/28 CALIFORNIA*	W	15-11, 18-20, 15-13, 14-16, 15-11
11/3 OREGON STATE*	W	15-5, 16-14, 10-15, 15-4
11/10 at #11 USC*	W	17-15, 15-13, 15-9
11/11 at #2 UCLA*	L	6-15, 4-15, 7-15
11/17 #10 ARIZONA*	W	16-14, 15-8, 18-16
11/18 ARIZONA STATE*	L	12-15, 11-15, 11-15
12/2 vs. #10 Arizona #	L	9-15, 7-15, 12-15

\$Lady Ute Classic, ^Oregon Invitational, \*Pacific-10 Conference match, #NCAA Tournament

## 1988 - COACH: GERRY GREGORY

**Overall: 8-19 • Conference: 2-16 (T-9th)**

9/1 #8 BYU	L	8-15, 11-15, 7-15
9/2 at #2 Hawaii	L	10-15, 3-15, 5-15
9/8 San Diego State\$	L	1-15, 10-15, 13-15
9/8 Central Michigan\$	W	7-15, 15-3, 15-4, 15-11
9/9 Idaho State\$	W	15-2, 15-8, 15-3
9/10 California	W	15-8, 6-15, 15-1, 15-11
9/10 Minnesota\$	W	15-11, 7-15, 15-13, 13-15, 15-1
9/10 San Diego State\$	W	15-13, 15-12, 15-7
9/16 Oregon State**	W	14-16, 15-9, 15-4, 9-15, 15-4
9/17 Portland State^	W	15-8, 15-8, 15-7
9/23 at #12 USC*	L	7-15, 11-15, 16-14, 10-15
9/24 at #1 UCLA*	L	2-15, 2-15, 7-15
9/30 Arizona*	L	1-15, 14-16, 4-15
10/1 #17 Arizona State*	W	15-12, 15-2, 13-15, 16-14
10/7 at Washington State*	L	4-15, 7-15, 10-15
10/8 at Washington*	L	11-15, 15-6, 9-15, 9-15
10/14 #2 Stanford*	L	6-15, 5-15, 3-15
10/15 California*	L	11-15, 14-16, 15-13, 7-15
10/21 #1 UCLA*	L	3-15, 16-14, 10-15, 7-15
10/22 #12 USC*	L	15-11, 9-15, 15-7, 14-16, 13-15
10/28 at #18 Arizona State*	L	13-15, 10-15, 13-15
10/30 at #16 Arizona*	L	11-15, 8-15, 8-15
11/4 #11 Washington*	L	15-12, 16-14, 5-15, 11-15, 3-15
11/5 Washington State*	L	11-15, 4-15, 16-18
11/11 at California*	L	9-15, 15-12, 15-6, 10-15, 11-15
11/12 at #2 Stanford*	L	7-15, 16-14, 15-5, 8-15, 6-15
11/18 at Oregon State*	L	10-15, 9-15, 15-10, 15-4, 9-15

\$Titan Collegiate Preview, ^Safeway Oregon Challenge Cup, \*Pacific-10 Conference match

## 1987 - COACH: GERRY GREGORY

**Overall: 17-11 • Conference: 11-7 (T-4th)**

9/1 at Northwestern	L	2-15, 15-6, 8-15, 5-15
9/2 at #6 Illinois	L	8-15, 15-12, 10-15, 2-15
9/4 Iowa\$	L	9-15, 15-12, 10-15, 2-15
9/5 Miami (Ohio)\$	W	15-4, 15-3, 15-3
9/10 Texas Tech^	W	15-4, 15-11, 15-10
9/11 San Diego State^	W	15-6, 13-15, 13-15, 15-7, 15-4
9/18 at Arizona*	W	12-15, 15-8, 15-4, 15-12
9/20 at #13 Arizona State*	W	12-15, 15-6, 15-10, 15-13
9/26 UCLA*	W	15-11, 12-15, 15-4, 15-6
9/27 USC*	W	15-8, 15-12, 10-15, 15-13
10/2 at Washington*	W	9-15, 15-6, 15-12, 16-18, 15-11
10/3 at Washington State*	W	15-13, 15-5, 15-9
10/9 CALIFORNIA*	L	12-15, 13-15, 15-4, 15-3, 8-15
10/10 #4 STANFORD*	L	8-15, 17-19, 11-15
10/16 at Oregon State*#	W	15-8, 8-15, 15-11, 15-11
10/17 vs. Portland State #	W	15-12, 15-10, 5-15, 6-15, 15-10
10/23 at #4 UCLA*	L	3-15, 5-15, 8-15
10/24 at #15 USC*	L	13-15, 3-15, 12-15
10/30 WASHINGTON STATE*	W	15-6, 15-9, 15-8
10/31 WASHINGTON*	W	15-6, 15-10, 15-10
11/6 at #3 Stanford*	L	10-15, 4-15, 12-15
11/7 at California*	L	15-12, 7-15, 4-15, 4-15
11/11 PORTLAND	W	15-9, 15-12, 15-11
11/12 OREGON STATE*	W	15-5, 15-9, 15-10
11/14 GONZAGA	W	15-2, 15-3, 15-5
11/20 #20 ARIZONA STATE*	W	15-13, 15-11, 15-10
11/21 ARIZONA*	L	16-18, 10-15, 17-19
12/3 #3 Stanford %	L	6-15, 8-15, 4-15

\$Carousel Classic, ^Women's College Tournament, #Safeway Oregon Challenge Cup, \*Pacific-10 Conference match, %NCAA Tournament

# ALL-TIME RESULTS

## 1986 - COACH: GERRY GREGORY

**Overall: 22-12 • Conference: 12-6 (4th)**

8/30 at #15 Cal Poly	L	15-8, 9-15, 7-15, 15-9, 5-15
8/31 at Santa Clara	W	15-4, 5-15, 15-3, 15-6
9/4 RHODE ISLAND \$	W	15-2, 15-3, 11-15, 15-6
9/5 #12 SAN DIEGO STATE \$	L	15-17, 5-15, 10-15
9/6 #3 NEBRASKA \$	L	5-15, 15-13, 5-15, 15-11, 3-15
9/11 at #15 Arizona*	W	16-14, 13-15, 15-10, 15-9
9/12 at #9 Arizona State*	L	7-15, 15-9, 10-15, 15-7, 8-15
9/19 CALIFORNIA*	W	15-13, 13-15, 12-15, 15-9, 15-2
9/20 #7 STANFORD*	W	5-15, 10-15, 15-12, 16-14, 15-7
9/22 #6 UCLA*	L	12-15, 15-9, 11-15, 11-15
9/27 USC*	W	15-8, 15-12, 15-11
10/1 PORTLAND STATE	W	13-15, 12-15, 15-12, 16-14, 15-13
10/3 at Washington State*	W	15-2, 15-4, 15-2
10/4 at Washington*	L	11-15, 15-4, 6-15, 9-15
10/9 vs #3 Pacific^	L	7-15, 12-15
10/9 vs Pepperdine^	L	8-15, 15-17
10/10 vs Fresno State^	W	15-4, 15-4
10/10 vs USC^	W	15-9, 15-5, 14-16, 15-4
10/11 vs Cal State Northridge^	W	15-7, 15-5, 15-5
10/11 vs Texas-Arlington^	W	15-11, 16-14, 14-16, 15-10
10/15 PORTLAND	W	13-15, 15-10, 15-6, 15-8
10/18 OREGON STATE*	W	15-4, 15-7, 15-6
10/24 ARIZONA*	W	11-15, 15-12, 15-3, 11-15, 16-14
10/25 #9 ARIZONA STATE*	W	13-15, 5-15, 15-7, 15-9, 15-13
10/31 at California*	W	15-12, 15-12, 15-17, 15-8
11/1 at #9 Stanford*	L	4-15, 15-10, 3-15, 6-15
11/7 at USC*	W	15-0, 15-13, 15-12
11/8 at #9 UCLA*	L	9-15, 7-15, 15-12, 9-15
11/14 WASHINGTON*	L	15-9, 10-15, 4-15, 11-15
11/15 WASHINGTON STATE*	W	15-1, 15-9, 15-9
11/21 at Oregon State*	W	15-9, 15-9, 15-11
11/22 PORTLAND #	W	15-6, 12-15, 15-7, 15-12
11/23 PORTLAND STATE #	W	15-17, 15-10, 14-16, 15-8, 15-10
12/6 vs #10 Stanford %	L	9-15, 7-15, 15-10, 4-15

\$Oregon Mizuno Classic, \*Pacific-10 Conference match, ^UCLA NIVT, #Oregon Challenge Cup, %NCAA Tournament

## 1985 - COACH: CHRIS VOELZ

**Overall: 17-16 • Conference: 10-2 (2nd)**

9/5 Hawaii	L	7-15, 12-15, 9-15
9/6 Hawaii	L	3-15, 13-15, 14-16
9/7 BYU-Hawaii	L	15-11, 6-15, 11-15, 13-15
9/9 Hawaii Pacific	W	15-8, 15-6, 15-12
9/10 Chaminade	W	15-11, 15-4, 15-9
9/17 #16 Northwestern	L	9-15, 15-12, 13-15, 8-15
9/19 at Rhode Island \$	W	16-14, 15-10, 10-15, 14-16, 15-11
9/20 vs Hofstra \$	W	15-3, 15-2, 15-10
9/21 vs Penn State \$	L	3-15, 6-15, 14-16
9/24 vs Illinois State \$	L	9-15, 6-15, 13-15
9/27 vs #14 BYU^	L	3-15, 2-15, 15-17
9/28 vs #13 Arizona^	L	15-11, 8-15, 15-12, 8-15, 4-15
9/28 at #5 Nebraska^	L	4-15, 3-15, 3-15
10/4 Washington*	W	15-13, 15-8, 15-11
10/5 at Washington State*	W	15-4, 15-4, 15-11
10/10 #7 Cal Poly #	L	15-10, 4-15, 3-15
10/11 Lamar #	W	15-8, 15-10
10/11 San Diego State #	L	13-15, 13-15
10/11 #15 BYU #	L	6-15, 15-13, 8-15
10/12 Pepperdine #	L	15-13, 16-14, 6-15, 4-15, 9-15
10/16 Oregon State*	W	15-4, 15-10, 15-7
10/18 Fresno State*	W	15-12, 15-8, 12-15, 15-4
10/20 Notre Dame*	W	15-8, 15-9, 15-8
10/25 California*	W	15-7, 15-17, 16-14, 15-12
10/26 San Jose State*	L	12-15, 6-15, 15-13, 9-15
11/1 Washington State*	W	15-1, 15-5, 15-6
11/2 Washington*	W	15-8, 15-11, 15-13
11/6 Portland State*	L	6-15, 13-15, 15-7, 14-16
11/9 Oregon State*	W	15-10, 15-9, 15-4
11/13 Portland*	W	15-5, 15-4, 15-13
11/16 Fresno State*	W	16-14, 15-5, 9-15, 15-6
11/22 #7 San Jose State*	L	11-15, 9-15, 15-6, 5-15
11/23 California*	W	15-7, 7-15, 15-9, 15-11

\$Durfee's Classic, Providence, ^Nebraska Cornhuskers Invitational, #UCLA NIVT, \*NorPac Conference match

## 1984 - COACH: CHRIS VOELZ

**Overall: 27-12 • Conference: 9-2 (3rd)**

9/6 at #9 Texas \$	L	15-7, 6-15, 10-15, 15-11, 10-15
9/7 vs Wisconsin \$	W	15-3, 15-3, 15-2
9/7 vs #10 Purdue \$	L	9-15, 8-15, 15-12, 15-9, 13-15
9/8 SW Missouri State \$	W	15-7, 15-13, 15-8
9/13 vs Utah ^	W	16-14, 12-15, 15-10, 9-15, 15-4
9/14 vs #11 Cal Poly SLO ^	W	4-15, 9-15, 15-11, 15-4, 15-9
9/14 vs New Mexico ^	W	15-0, 15-4, 15-2
9/15 vs #20 Brigham Young ^	L	11-15, 10-15, 15-12, 15-12, 10-15
9/15 at #8 San Diego State ^	L	15-10, 12-15, 9-15, 15-11, 7-15
9/18 at #17 Brigham Young ^	L	15-13, 15-13, 10-15, 13-15, 13-15
9/19 vs Utah ^	L	15-17, 15-13, 11-15, 15-9, 8-15
9/20 vs Eastern Washington #	W	15-10, 15-5
9/20 vs Montana State #	W	15-7, 15-13
9/21 vs Illinois #	W	15-5, 15-3
9/21 vs Utah State #	W	15-11, 15-1
9/21 at #17 Brigham Young #	W	15-11, 4-15, 15-7, 15-3
9/22 Texas Tech #	W	15-3, 15-7, 15-5
9/22 Portland State #	W	24-22, 15-7, 15-5
9/28 at Washington State*	W	15-3, 15-13, 15-7
9/29 Washington*	W	15-6, 15-5, 15-6
10/6 Oregon State*	W	15-9, 15-4, 10-15, 15-9
10/12 #12 San Jose State*	L	15-17, 11-15, 8-15, 9-15
10/13 Santa Clara*	W	15-6, 15-9, 15-6
10/19 Fresno State*	L	17-15, 11-15, 8-15, 9-15
10/20 Cal State Bakersfield	W	15-8, 16-14, 12-15, 15-11
10/26 California*	W	15-8, 7-15, 17-15, 15-9
10/27 San Francisco*	W	15-3, 15-8, 15-9
11/2 Colorado State%	W	16-14, 12-15, 15-12
11/2 at #2 UCLA%	L	10-15, 10-15
11/3 LSU%	W	15-7, 15-3
11/3 #6 Hawaii%	L	13-15, 8-15
11/6 Oregon State*%	W	15-8, 15-2, 17-15
11/9 Washington State*%	W	15-2, 15-7, 15-9
11/10 Washington*%	W	15-9, 15-11, 15-9
11/16 Fresno State*+	L	9-15, 11-15, 9-15
11/17 Oregon State*+	W	15-4, 8-15, 15-10, 15-9
11/20 Portland State+	W	17-15, 13-15, 15-7, 15-8
12/1 #7 Hawaii&	W	15-9, 16-14, 14-16, 3-15, 15-9
12/7 #9 San Jose State&	L	4-15, 15-7, 12-15

\$Texas Longhorn Invitational, ^San Diego State Invitational, #Brigham Young Preview, \*NorPac Conference match, %UCLA NIVT, +NorPac Conference Championships, &NCAA Tournament

## 1983 - COACH: CHRIS VOELZ

**Overall: 24-18 • Conference: 8-4 (4th)**

9/2 Boise State \$	W	18-16, 15-12
9/2 Oregon State \$	L	6-15, 15-6, 6-15
9/2 Washington \$	W	15-11, 15-4
9/3 Idaho \$	W	15-4, 14-16, 15-7
9/3 Portland \$	W	15-3, 15-2
9/3 Oregon State \$	L	15-13, 6-15, 12-15, 13-15
9/10 Fresno State ^	W	15-9, 15-11
9/10 Portland State ^	L	15-4, 5-15, 10-15
9/10 Oregon State ^	L	13-15, 12-15
9/16 #4 USC #	L	12-15, 3-15
9/16 Cal State Northridge #	W	15-5, 15-10
9/17 Idaho State #	W	15-1, 15-8
9/17 Fresno State #	W	15-12, 4-15, 15-6
9/17 #18 UC Santa Barbara #	L	7-15, 10-15
9/21 Utah State	W	16-14, 15-13, 15-11
9/22 Weber State %	L	11-15, 3-15
9/22 U.S. International %	W	15-11, 15-10
9/22 New Mexico %	L	4-15, 10-15
9/23 Missouri %	W	15-9, 15-9
9/23 Lamar %	W	15-8, 15-4
9/24 Montana %	L	13-15, 13-15
9/24 Montana State %	W	15-5, 12-15, 15-13
9/30 Washington State*	W	15-2, 15-7, 15-9
10/1 Washington*	L	10-15, 15-3, 11-15, 15-5, 12-15
10/8 Oregon State*	L	15-13, 2-15, 15-13, 10-15, 4-15
10/14 Fresno State*	W	17-15, 15-6, 16-14
10/15 #2 Pacific*	L	8-15, 8-15, 3-15
10/20 Idaho	W	15-9, 11-15, 6-15, 15-1, 15-13
10/21 at Washington State*	W	15-6, 15-11, 15-11
10/22 Washington*	W	15-10, 15-13, 8-15, 8-15, 16-14
10/28 San Francisco*	W	15-13, 10-15, 15-7, 15-10
10/29 Santa Clara*	W	10-15, 9-15, 15-10, 15-5, 15-8
11/1 #18 Oregon State*	L	15-8, 16-14, 8-15, 4-15, 13-15
11/4 Pepperdine +	W	15-8, 15-12
11/4 #13 BYU +	L	15-7, 5-15, 13-15
11/5 #7 Texas +	W	15-7, 5-15, 15-12
11/5 at #3 UCLA +	L	2-15, 13-15
11/11 #16 California*	L	8-15, 3-15, 10-15
11/12 #13 San Jose State*	W	17-15, 11-15, 15-10, 12-15, 15-12
11/15 Portland State	W	15-7, 10-15, 15-3, 15-10
11/18 #2 Pacific* &	L	10-15, 7-15, 9-15
11/19 #15 California* &	L	13-15, 12-15, 15-9, 9-15

\$Oregon State Collegiate, ^Western States Invitational, #Cal State Fullerton Invitational, %Brigham Young Preview, \*NorPac Conference Match, +UCLA NIVT, &NorPac Conference Championships

# ALL-TIME RESULTS

## 1982 - COACH: CHRIS VOELZ

**Overall: 12-17 • Conference: 4-8 (8th)**

9/11 San Francisco State \$	W	15-5, 15-6
9/11 Nevada \$	W	15-9, 6-15, 15-5
9/11 Sacramento State \$	W	15-7, 15-9
9/17 Southern Oregon ^	W	15-5, 15-2
9/23 Montana State #	W	15-8, 15-9
9/23 Utah State #	W	16-14, 15-13
9/24 Long Beach State #	L	15-13, 5-15, 12-15
9/24 Texas Tech #	W	15-13, 5-15, 15-12
9/25 at #14 BYU #	L	3-15, 4-15, 14-16
9/25 Southern Illinois #	L	15-9, 9-15, 15-9, 14-16, 11-15
9/25 Utah State #	L	15-4, 13-15, 10-15
10/1 #2 Pacific*	L	2-15, 3-15, 5-15
10/2 Fresno State*	L	13-15, 8-15, 14-16
10/8 Washington*	L	9-15, 13-15, 7-15
10/9 Washington State*	W	15-4, 15-6, 11-15, 15-8
10/15 Santa Clara*	L	15-6, 6-15, 4-15, 10-15
10/16 San Francisco*	W	15-9, 14-16, 15-6, 15-12
10/22 #13 California*	L	6-15, 7-15, 13-15
10/23 #14 San Jose State*	L	12-15, 12-15, 13-15
10/29 at Washington State*	W	15-8, 15-10, 15-9
10/30 Washington*	W	15-4, 15-13, 15-4
11/3 Oregon State*	L	14-16, 5-15, 15-17
11/5 #13 UC Santa Barbara %	L	4-15, 8-15
11/5 Texas A&M %	L	10-15, 6-15
11/6 New Mexico %	L	4-15, 5-15
11/6 San Diego State %	L	7-15, 4-15
11/6 #3 Pacific %	L	4-15, 4-15
11/12 Idaho	W	16-14, 15-9, 15-12
11/13 Oregon State*	L	10-15, 9-15, 14-16

\$Western States Invitational, ^Oregon Jamboree, #Brigham Young Preview, %UCLA NIVT, \*NorPac Conference Match

## 1981 - COACH: CHRIS VOELZ

**Overall: 13-32-2 • Conference: 4-8 (6th)**

9/12 Cal State Hayward \$	W	15-8, 15-7
9/12 Cal State Bakersfield \$	W	15-9, 15-4
9/12 Loyola Marymount \$	T	12-15, 15-11
9/13 UC Davis \$	T	13-15, 15-13
9/13 Cal State Northridge \$	L	10-15, 3-15
9/14 Pacific \$	L	7-15, 6-15, 15-7, 15-8, 11-15
9/15 Santa Clara \$	W	10-15, 15-11, 15-12, 15-11
9/17 Long Beach State ^	W	11-15, 15-6, 15-1
9/17 California ^	L	11-15, 15-13, 11-15
9/18 Utah State ^	L	8-15, 4-15
9/18 USC ^	L	2-15, 3-15
9/19 New Mexico State ^	L	7-15, 8-15
9/19 Cal Poly ^	L	5-15, 1-15, 9-15
9/19 San Francisco ^	W	15-11, 15-7, 15-2
9/23 Texas #	L	4-15, 5-15, 3-15
9/24 at California #	L	5-15, 16-14, 15-5, 7-15, 7-15
9/25 Stanford %	L	16-14, 10-15, 3-15
9/25 at San Jose State %	L	13-15, 9-15
9/25 Cal Poly %	L	5-15, 13-15
9/26 Pepperdine %	L	8-15, 8-15
9/26 at San Jose State %	L	4-15, 10-15
9/30 Oregon State* %	L	15-11, 10-15, 15-13, 10-15, 11-15
10/2 Cal Poly +	L	10-15, 7-15, 8-15
10/3 UC San Diego +	W	13-15, 13-15, 15-10, 15-8, 15-4
10/3 Portland State +	L	6-15, 6-15
10/3 at California +	L	5-15, 11-15
10/3 UC San Diego +	W	15-3, 15-6
10/6 Portland State*	L	6-15, 6-15, 12-15
10/15 Montana*	L	2-15, 15-13, 11-15, 15-5, 5-15
10/16 Montana State*	L	8-15, 12-15, 15-9, 10-15
10/17 at Washington State*	W	15-13, 15-9, 16-14
10/23 Washington*	L	16-14, 13-15, 12-15, 18-16, 14-16
10/30 Cal State Fullerton	L	15-12, 17-15, 12-15, 11-15, 13-15
10/30 Santa Clara	L	10-15, 15-5, 15-17, 7-15
10/31 Sacramento State	W	15-8, 15-13, 16-18, 15-5
10/31 Sacramento State	W	15-11, 15-7, 15-10
11/6 at UCLA	L	2-15, 3-15
11/6 Cal State Fullerton	L	11-15, 15-8, 10-15
11/6 Cal Poly	L	6-15, 11-15
11/7 Stanford	L	12-15, 14-16
11/7 Kentucky	L	10-15, 15-13, 13-15
11/11 Montana*	W	15-4, 11-15, 15-4, 7-15, 15-11
11/14 Montana State*	W	15-13, 15-5, 15-6
11/20 Oregon State*	L	12-15, 5-15, 9-15
11/21 Washington*	L	13-15, 15-6, 15-9, 10-15, 7-15
12/1 Portland State*	L	3-15, 6-15, 9-15

\$Western States Invitational, ^San Diego State Invitational, #Berkeley Quadangular, %San Jose Invitational, +Cal Nike Invitational, \*Northwest Volleyball League

## 1980 - CHRIS VOELZ

**Overall: 41-16-1 • Conference: 7-5 (4th)**

Chico State	W	16-14, 15-3, 15-12
San Francisco	W	8-15, 15-14, 15-11, 13-15, 18-16
Sacramento State	W	5-15, 15-9, 15-12, 15-8
Cal State Hayward \$	W	15-5, 15-5
UC Davis \$	T	15-9, 11-15
San Jose State \$	W	15-12, 15-7
Fresno State \$	L	4-15, 17-19
Santa Clara \$	W	15-8, 15-4
Cal State Fullerton ^	L	5-15, 15-7, 12-15
Arizona ^	L	15-10, 11-15, 13-15
Tennessee ^	W	17-15, 15-11
BYU ^	L	15-9, 13-15, 4-15
at San Diego State ^	L	14-16, 15-11, 4-15
Southern Oregon #	W	15-6, 15-5
Southwest Oregon CC #	W	15-0, 15-2
Mt. Hood CC #	W	15-10, 6-3
Lewis & Clark #	W	15-0, 15-5
Umpqua CC #	W	15-4, 15-6
Treasure Valley CC #	W	15-2, 15-2
Lane CC #	W	15-2, 15-3
Blue Mountain CC #	W	15-0, 15-8
at California %	L	15-17, 3-15, 10-15
Fresno State %	L	4-15, 9-15, 15-17
San Jose State %	W	15-7, 12-15, 15-12
California %	L	1-15, 16-14, 12-15
Portland State %	L	12-15, 15-11, 10-15, 9-15
Portland +	W	15-9, 15-4
Whitworth +	W	15-13, 15-7
Oregon State +	W	4-15, 17-15, 15-8
Eastern Washington +	W	10-15, 15-8, 15-5
Montana +	W	15-11, 15-10
at Portland State +	L	12-15, 3-15
Oregon State &	W	15-9, 10-15, 15-11
Santa Clara &	W	15-9, 14-16, 15-10
Washington State &	W	15-1, 15-11
Nevada &	W	15-7, 15-10
Nevada &	W	15-7, 15-10, 15-10
Santa Clara &	W	15-13, 15-7, 14-16, 15-3
at Washington State* ~	W	15-8, 15-4, 15-11
Montana State* ~	W	15-12, 15-8, 15-6
Montana* ~	W	11-15, 15-3, 15-10, 15-11
Oregon State* ~	W	15-12, 16-14, 15-11
Lewis & Clark =	W	15-6, 15-4
Eastern Oregon =	W	15-3, 15-9
Oregon Tech =	W	15-1, 15-1
Lewis & Clark =	W	15-9, 15-8
Oregon State =	W	15-12, 13-15, 15-5
Portland State =	L	13-15, 5-15, 6-15
Washington* >	L	6-15, 6-15, 7-15
Montana* >	W	16-14, 15-9, 14-16, 15-8
Washington State* >	W	15-5, 15-13, 15-1
Montana State* >	L	13-15, 5-15, 15-7, 13-15
Oregon State* >	W	17-15, 8-15, 15-11, 9-15, 15-1
Washington* >	L	4-15, 12-15, 5-15
Montana -	W	15-12, 11-15, 15-10
Washington -	L	9-15, 6-15, 7-15
Oregon State -	W	10-15, 15-4, 10-15, 15-11, 17-15
Montana State -	L	13-15, 15-9, 14-16, 14-16

\$Western States Invitational, ^San Diego State Invitational, #Oregon Jamboree, %California Invitational, +Portland State Invitational, &Oregon Invitational, \*Northwest Volleyball League, ~Region 9 Match Play, =Southern Oregon Invitational, >Region 9 Match Play, -AIAW Region 9 Tournament

# ALL-TIME RESULTS

## 1979 - COACH: CHRIS VOELZ

Overall: 30-25-4 • Conference: 6-10 (4th)

Sacramento State	W	21-19, 10-15, 8-15, 15-7, 15-9
Cal State Sonoma \$	W	11-8, 11-3
Santa Clara \$	T	6-11, 11-5
California \$	L	8-11, 6-11
Saint Mary's \$	W	11-0, 11-2
Stanford \$	L	3-11, 13-11, 8-11
San Francisco State \$	W	15-6, 15-4, 15-11
Chico State \$	W	15-8, 15-5, 15-13
Treasure Valley CC ^	W	11-0, 11-2
Lane CC ^	W	11-5, 11-1
Southern Oregon ^	W	11-6, 11-2
Central Oregon CC ^	W	11-9, 11-1
Lewis & Clark ^	T	11-6, 9-11
Columbia Basin CC ^	W	11-3, 11-4
Sacramento State #	L	7-15, 5-15, 15-10, 15-13, 8-15
San Francisco #	W	15-12, 11-15, 19-17, 15-6
Portland State #	L	2-15, 11-15
San Francisco State #	W	7-15, 15-13, 15-7
Santa Clara #	L	13-15, 9-15
Washington #	L	9-15, 15-17, 12-15
British Columbia %	T	15-8, 11-15
Montana State %	L	10-15, 10-15
Whitworth %	W	15-3, 16-14
Washington State %	T	5-15, 15-7
Western Washington %	W	15-1, 15-10
at Portland State %	L	3-15, 16-18
Oregon State* +	L	8-15, 7-15, 14-16
Portland State* +	L	3-15, 5-15, 10-15
Montana State* +	L	10-15, 9-15, 6-15
Montana* +	L	13-15, 4-15, 15-17
Oregon State* +	W	15-13, 12-15, 15-13, 15-10
Washington State* +	W	14-16, 5-15, 15-8, 15-10, 15-9
Portland State +	L	10-15, 3-15, 8-15
Eastern Oregon &	W	15-3, 15-5
Cal State Bakersfield &	L	13-15, 15-4, 8-15
Portland State &	L	9-15, 7-15
Gonzaga &	W	15-6, 15-13
Southern Oregon &	W	15-3, 14-16, 15-10
Oregon State &	W	15-3, 15-10
Washington State &	W	13-15, 15-13, 15-12
Nevada &	L	12-15, 15-7, 13-15, 8-15
Wyoming ~	W	15-7, 15-9
Fresno State ~	L	12-15, 11-15
Simon Fraser ~	L	6-15, 15-3, 11-15
Oregon State ~	W	15-9, 7-15, 15-12
Oregon State ~	W	15-7, 15-5
Simon Fraser ~	W	10-15, 15-10, 15-8
Fresno State ~	L	11-15, 16-14, 7-15
Portland State* =	L	11-15, 11-15, 9-15
Montana State* =	L	15-10, 6-15, 7-15, 17-15, 7-15
Montana* =	W	16-14, 15-3, 15-11
Washington State* =	W	15-8, 15-5, 15-9
Oregon State* =	L	7-15, 9-15, 15-7, 15-10, 8-15
Washington* =	L	3-15, 15-12, 0-15, 11-15
Oregon State =	W	16-14, 15-6, 15-1
Oregon State* >	W	15-7, 15-12, 15-7
Washington* >	L	15-9, 15-13, 3-15, 7-15, 2-15
Montana* >	W	15-9, 15-1, 16-14
Montana State* >	L	9-15, 5-15, 7-15

\$Western States Invitational, ^Oregon Jamboree, #California Invitational, %Portland State Invitational, \*Northwest Volleyball League, +Region 9 Match Play, &Southern Oregon Invitational, ~Oregon Invitational, =Region 9 Match Play->AIAW Region Qualifying

## 1978 - COACH: CHRIS VOELZ

Overall: 22-32-4 • Conference: 9-10 (2nd)

Lane CC \$	W	15-2, 15-8
Lewis & Clark \$	T	15-12, 9-15
Oregon State \$	T	15-12, 7-15
Treasure Valley CC \$	W	15-4, 15-5
Portland State \$	L	21-23, 2-15, 13-15
at California ^	L	11-15, 5-15
Houston ^	L	5-15, 5-15
UC San Diego ^	L	8-15, 5-15
San Francisco ^	L	9-15, 15-9, 12-15, 12-15
Nevada ^	L	3-15, 9-15, 6-15
Southern Oregon ^	W	9-15, 15-11, 15-10, 15-9
Oregon College of Ed. ^	L	10-15, 15-5, 10-15, 15-17
Washington State #	W	16-14, 15-8
Western Washington #	W	15-11, 15-4
Victoria #	T	14-16, 15-8
Nevada #	T	15-5, 4-15
Portland State #	L	7-15, 2-15
Nevada #	L	12-15, 14-16
Oregon State #	W	15-2, 15-11
Oregon State #	W	8-15, 7-15, 15-9, 15-12, 15-11
Portland State* %	L	3-15, 5-15
Montana State* %	W	15-2, 11-15, 15-13
Washington State* %	L	10-15, 15-13, 6-15
Washington* %	L	12-15, 16-14, 8-15
Western Washington* %	W	15-12, 8-15, 15-12
Montana* %	W	15-4, 15-12
Oregon State* %	L	4-15, 14-16
Portland State %	L	5-15, 5-15, 8-15
Nevada +	L	5-15, 15-13, 12-15
Portland State +	L	7-15, 5-15
Lewis & Clark +	W	15-5, 16-14
Eastern Oregon +	W	10-15, 15-8, 15-4
Nevada +	L	8-15, 9-15
Oregon College of Ed. +	W	15-7, 15-13, 15-9
Utah &	L	4-15, 13-15
Simon Fraser &	W	15-11, 15-9
Washington &	L	13-15, 7-15
Western Washington &	W	15-6, 15-12
Western Washington &	L	15-9, 9-15, 16-18, 8-15
Oregon State &	W	15-1, 15-5
Montana* ~	W	14-16, 15-11, 15-13
Washington* ~	L	4-15, 19-17, 8-15
Washington State* ~	L	10-15, 10-15
Oregon State* ~	L	14-16, 14-16
Montana State* ~	W	Forfeit
Western Washington* ~	W	9-15, 15-5, 15-6
Portland State* ~	L	9-15, 10-15
Oregon State ~	L	3-15, 13-15, 13-15
Washington* =	L	0-15, 11-15
Washington State* =	W	6-15, 15-9, 15-13
Western Washington* =	W	15-8, 15-8
Portland State* =	L	1-15, 8-15, 11-15
Oregon State* =	W	15-4, 15-10, 14-16, 15-8
Pittsburgh >	L	14-16, 11-15
Alabama >	L	15-17, 8-15
San Jose State >	L	8-15, 3-15
Hawaii >	L	0-15, 8-15
Texas-Arlington >	L	6-15, 10-15

\$Oregon Jamboree, ^California Invitational, #Oregon State Invitational, %Region 9 Match Play, \*Northwest Volleyball League, +Southern Oregon Invitational, &Oregon Invitational, ~Region 9 Match Play, AIAW Region 9 Qualifying, >AIAW National Tournament

# ALL-TIME RESULTS

## 1977 - COACH: KARLA RICE

Overall: 24-14 • Conference: 12-4 (3rd)

Southern Oregon	W	15-13, 15-7, 15-5
Oregon State	W	5-15, 15-6, 15-9, 15-7
Western Washington	W	11-15, 15-6, 15-4, 15-9
Oregon College of Ed.*\$	W	15-12, 15-2, 10-15, 15-7
Montana State*\$	W	15-0, 15-7, 12-15, 15-8
Washington*\$	L	10-15, 9-15, 10-15
Pacific\$	W	15-13, 4-15, 15-6, 15-6
Oregon College of Ed.\$	W	15-4, 15-6, 10-15, 15-13
Southern Oregon\$	L	15-13, 13-15, 4-15, 15-17
Portland State\$	L	1-15, 12-15, 13-15
Lewis & Clark\$	W	13-15, 15-10, 15-5, 11-15, 16-14
Eastern Washington*^	W	15-9, 15-5, 15-4
Pacific Lutheran*^	W	15-9, 15-7, 9-15, 15-13
Western Washington*^	W	15-4, 11-15, 15-13, 15-6
Eastern Washington*^	W	12-15, 15-7, 15-7, 15-11
Oregon State*^	W	15-6, 10-15, 15-13, 15-11
Oregon State^	L	17-15, 6-15, 9-15, 16-14, 9-15
Occidental#	L	12-15, 10-15
Eastern Washington#	W	15-5, 15-9
Ore. College of Ed.#	W	4-15, 15-5, 15-11
Lewis & Clark#	W	17-15, 10-15, 15-9
Nevada#	L	15-13, 14-16, 9-15
California#	L	6-15, 12-15
Oregon College of Ed.#	W	15-9, 15-9, 15-11
Southern Oregon%	W	13-15, 15-5, 15-9
California%	L	5-15, 15-13, 8-15
San Francisco%	W	11-15, 15-2, 15-10
Sacramento State%	L	10-15, 6-15
San Francisco State%	L	3-15, 10-15, 15-13, 2-15
Portland State*+	L	9-15, 9-15, 8-15
Washington State*+	W	15-13, 8-15, 8-15, 15-11, 15-11
Montana*+	W	15-3, 15-5, 15-3
Portland State+	L	8-15, 17-15, 9-15, 6-15

### AIAW Region 9 Qualifying

Pacific Lutheran*&	W	15-8, 15-7
Eastern Washington*&	W	15-12, 15-4
Portland State*&	L	7-15, 15-9, 9-15
Washington*&	W	13-15, 15-9, 8-15
Portland State*&	L	11-15, 4-15

\*Northwest Volleyball League, \$Region 9 Match Play, ^Region 9 Match Play, #Southern Oregon Invitational, %California Invitational, +Region 9 Match Play, &AIAW Region 9 Qualifying

## 1976 - COACH: KARLA RICE

Overall: 26-12 • Conference: 7-1 (2nd)

Oregon College of Ed.	W	15-3, 4-15, 15-11, 15-7
Portland State	L	5-15, 5-15, 12-15
Oregon State	W	15-8, 15-7, 8-15, 15-1
Oregon College of Ed.	W	15-6, 11-15, 15-2, 15-6
Portland State	L	3-15, 2-15, 8-15
Oregon State	W	15-10, 15-6, 5-15, 15-9
Southern Oregon	W	15-4, 15-3, 15-11
Eastern Oregon	W	10-15, 15-5, 15-4, 12-15, 15-3
at Washington State.\$	L	7-15, 13-15, 15-12, 15-5, 12-15
Eastern Oregon.\$	W	15-13, 15-1, 15-7
Montana.\$	W	15-11, 15-3, 15-8
Montana State.\$	W	15-10, 15-3, 15-4
Idaho.\$	W	15-1, 15-0, 15-10
Central Washington.\$	W	15-11, 15-13, 15-12
Eastern Washington.\$	W	15-2, 15-7, 15-3
Southern Oregon.^	W	14-16, 15-8, 15-12
Chico State.^	L	8-15, 14-16, 15-6, 11-15
Oregon College of Ed.^	W	15-9, 15-5, 15-5
Portland State.^	L	5-15, 9-15, 10-15
Nevada.^	L	1-15, 6-15, 10-15
Simon Fraser.#	W	15-3, 15-13
Western Washington.#	W	15-7, 15-11
Oregon State.#	L	15-9, 11-15, 8-15
Pacific Lutheran.#	W	15-8, 15-7
Lewis & Clark.#	W	8-15, 15-11, 15-13
Montana*.%	W	15-5, 15-5
Eastern Oregon*.%	W	14-16, 15-4, 15-10
Central Washington*.%	W	15-4, 15-3
Oregon College of Ed*.%	W	15-4, 15-10
Oregon State*.%	W	15-12, 15-3
Washington*.%	W	15-8, 15-12
Portland State*.%	L	8-15, 6-15
Washington State*.%	W	16-14, 15-12
UCLA.+	L	1-15, 3-15
Houston.+	L	10-15, 15-13, 3-15
Ohio State.+	W	15-10, 10-15, 15-13
Alabama.+	L	10-15, 15-17
Lamar.+	L	7-15, 15-12, 6-15

\$Washington State Invitational, ^Southern Oregon Invitational, #North-South Invitational, \*Northwest Volleyball League, %AIAW Region 9 Qualifying, +AIAW National Tournament

## 1975 - COACH: KARLA RICE

Season Record: 19-8 • Conference Record: 5-1 (2nd)

Oregon College of Ed.	W	15-8, 15-10
Portland State	L	10-15, 5-15
Western Washington.\$	W	15-4, 15-4
Willamette.\$	W	15-12, 15-0
Central Washington.\$	W	15-13, 10-15, 15-12
Oregon State.\$	W	15-7, 15-10
Oregon College of Ed.\$	L	12-15, 15-11, 10-15
Portland State.\$	L	4-15, 14-16
Western Washington.^	W	15-4, 15-13
Pacific Lutheran.^	L	13-15, 15-6, 7-15
Simon Fraser.^	W	15-9, 17-19, 15-4
Washington	W	15-12, 15-0
Central Washington.^	W	15-4, 7-15, 15-10
Oregon State	W	15-11, 15-5
Eastern Oregon	W	15-9, 15-12
Southern Oregon	W	15-12, 15-8
Western Washington*.#	W	15-13, 16-14
Montana State*.#	W	15-2, 15-5
Washington State*.#	W	15-1, 15-13
Oregon State*.#	W	17-15, 15-8
Oregon College of Ed*.#	W	15-6, 10-15, 15-9
Portland State*.#	L	2-15, 6-15
Houston.%	L	9-15, 6-15
North Carolina.%	W	15-4, 15-6
BYU.%	L	4-15, 8-15
Southwest Missouri State.%	L	10-15, 5-15
Princeton.%	W	15-3, 15-4

\$Portland State Invitational, ^Western Washington Invitational, \*Northwest Volleyball League, #AIAW Region 9 Qualifying, %AIAW National Tournament

## 1974 - COACH: KARLA RICE

Season Record: 24-5 • Conference Record: 12-1 (2nd)

Oregon State	W	6-15, 15-8, 15-0
Portland State	L	4-15, 9-15
Oregon College of Ed.	W	15-9, 15-6
Oregon College of Ed.	W	15-8, 15-8
Portland State	L	15-11, 7-15, 13-15
Oregon State	W	15-6, 15-8
Central Washington\$	W	10-8, 10-8
Victoria\$	W	10-1, 10-7
Western Washington\$	W	10-6, 10-8
Eastern Washington\$	W	10-1, 10-0
Washington State\$	W	15-8, 15-9
Washington*^	W	15-5, 15-7
Montana State*^	W	15-5, 15-6
Western Washington*^	W	15-6, 15-11
Oregon State*^	W	9-15, 15-7, 15-11
Eastern Oregon*^	W	15-5, 15-12
Portland State*^	L	2-15, 3-15
Washington*#	W	15-5, 15-7
Central Washington*#	W	13-15, 15-10, 15-6
Eastern Oregon*#	W	15-10, 15-5
Montana State*#	W	15-5, 15-8
Whitworth*#	W	15-10, 15-9
Oregon College of Ed.*#	W	13-15, 15-9, 15-10
Eastern Oregon*#	W	15-12, 15-11
Long Beach State%	L	1-15, 10-15
Texas Woman's%	L	13-15, 2-15
Brooklyn College%	W	15-10, 11-15, 15-4
Illinois State%	W	11-15, 15-9, 16-14
Florida State%	W	12-15, 15-6, 15-6

\$Portland State Invitational, \*Northwest Volleyball League, ^AIAW Region 9 Qualifying, #NCWSA Regional, %AIAW National Tournament

## 1973 - COACH: KARLA RICE

Season Record: 24-4-5 • Conference Record: 6-1 (1st)

(Complete Season Results Unavailable)

Oregon College of Ed.	W	Unknown
Portland State	W	Unknown
Oregon State	W	Unknown
Victoria\$	W	15-13, 15-7
Pacific Lutheran\$	W	15-6, 15-13
Portland State\$	T	15-12, 11-15
Western Washington\$	W	15-5, 15-7
Oregon College of Ed.\$	W	Unknown
Portland State\$	W	Unknown
Oregon State\$	W	Unknown
Eastern Oregon*^	W	16-14, 6-15, 15-9
Portland State*^	L	15-11, 7-15, 13-15
Oregon State*^	W	15-9, 15-8
Western Washington*^	W	15-5, 15-4
Washington State*^	W	15-9, 15-11
Oregon College of Ed.*^	W	15-3, 15-12
Portland State*^	W	17-15, 16-14
Long Beach State#	L	1-15, 9-15
Illinois Chicago#	W	15-3, 14-16, 15-12
Tennessee#	W	15-11, 15-12
Cincinnati	W	15-8, 15-0
Houston	L	14-16, 10-15

\$Portland State Invitational, \*Northwest Volleyball League, ^AIAW Regional 9 Qualifying, #AIAW National Tournament

## ALL-TIME RECORDS VS. OPPONENTS

Opponent	Home	Away	Neutral	Overall	Last
Alabama	1-0	0-1	1-1	2-2	1999
American	1-0	1-0	0-0	2-0	2011
<b>Arizona</b>	<b>12-20</b>	<b>9-25</b>	<b>0-2</b>	<b>21-47</b>	<b>2018</b>
<b>Arizona State</b>	<b>14-20</b>	<b>13-18</b>	<b>0-0</b>	<b>27-38</b>	<b>2018</b>
Arkansas-Little Rock	0-0	0-0	1-0	1-0	2001
Arkansas-Pine Bluff	1-0	0-0	0-0	1-0	2018
Arkansas State	0-0	0-0	1-0	1-0	2001
Ball State	0-0	0-0	1-0	1-0	1995
Baylor	1-0	1-0	2-0	4-0	2008
Belmont	1-0	0-0	1-0	2-0	2016
Blue Mountain CC	1-0	0-0	0-0	1-0	1980
Boise State	2-0	2-0	3-0	7-0	2006
<b>Boston College</b>	<b>0-0</b>	<b>1-0</b>	<b>0-0</b>	<b>1-0</b>	<b>1999</b>
BYU	0-0	1-3	1-7	2-10	2017
BYU-Hawaii	0-0	0-1	0-0	0-1	1985
British Columbia	0-0	0-0	0-0-1	0-0-1	1979
Bryant	1-0	0-0	0-0	1-0	2013
<b>California</b>	<b>13-22</b>	<b>12-28</b>	<b>2-4</b>	<b>27-54</b>	<b>2018</b>
Cal Poly	2-1	1-2	1-4	4-7	2017
Cal State Bakersfield	1-0	1-0	2-1	4-1	2013
Cal State Fullerton	1-1	2-0	2-2	5-3	2005
Cal State Hayward	0-0	0-0	2-0	2-0	1981
Cal State Northridge	2-1	1-1	3-1	6-2	2006
Central Arkansas	1-0	0-0	0-0	1-0	2014
Central Florida	0-0	0-0	1-0	1-0	2008
Central Michigan	0-0	0-0	1-0	1-0	1988
Central Oregon CC	1-0	0-0	0-0	1-0	1979
Central Washington	1-0	0-0	5-0	6-0	1976
Chaminade	0-0	1-0	0-0	1-0	1985
Charlotte	0-0	0-0	1-0	1-0	2004
Chico State	0-0	2-0	0-1	2-1	1980
Cincinnati	0-0	1-0	0-0	1-0	1973
Clemson	0-0	0-0	2-0	2-0	2009
<b>Colorado</b>	<b>6-3</b>	<b>6-3</b>	<b>1-0</b>	<b>13-6</b>	<b>2018</b>
Colorado State	0-0	0-0	1-1	1-1	2011
Columbia Basin CC	1-0	0-0	0-0	1-0	1979
Creighton	0-0	0-0	1-0	1-0	2000
Dayton	1-0	0-0	0-0	1-0	2012
Delaware	0-0	1-0	1-0	2-0	2011
Denver	1-0	1-0	0-0	2-0	2009
DePaul	0-0	0-1	1-0	1-1	2002
<b>Duke</b>	<b>0-0</b>	<b>0-0</b>	<b>1-0</b>	<b>1-0</b>	<b>1995</b>
Duquesne	1-0	0-0	0-0	1-0	2017
Eastern Oregon	3-0	1-0	6-1	10-1	1980
Eastern Washington	5-1	0-1	10-0	15-2	2013
Evansville	0-0	0-0	1-0	1-0	2005
Florida	0-1	0-1	0-1	0-3	2016
Florida Gulf Coast	1-0	0-0	0-0	1-0	2010
Florida International	0-0	0-0	1-0	1-0	2010
Florida State	0-0	0-1	1-0	1-0	2002
Fordham	0-0	0-0	1-0	1-0	2002
Fresno State	3-3	5-2	3-4	11-9	2013
George Mason	0-0	0-0	1-0	1-0	1995
George Washington	0-0	1-0	0-1	1-1	2015
Georgia	0-1	0-0	1-1	1-2	1994
Georgia Southern	0-0	0-0	0-1	0-1	2003
Gonzaga	5-0	0-3	4-0	9-3	2006
Hawaii	1-0	3-4	0-3	4-7	2018
Hawaii Pacific	0-0	1-0	0-0	1-0	1985
<b>Hofstra</b>	<b>0-0</b>	<b>0-0</b>	<b>1-0</b>	<b>1-0</b>	<b>1985</b>
Holy Cross	0-0	0-0	1-0	1-0	1999
Houston	0-0	0-0	1-4	1-4	2012
Howard	0-0	0-0	1-0	1-0	2002
Idaho	2-0	1-0	2-0	5-0	1991
Idaho State	2-1	0-1	2-0	4-2	2007
Illinois	1-0	0-2	1-0	2-2	2016
Illinois Chicago	0-0	0-0	1-0	1-0	1973
Illinois State	1-0	0-1	1-1	2-2	2014
Iowa	0-0	0-1	0-0	0-1	1987
Iowa State	0-0	0-0	1-1	1-1	2007
James Madison	0-0	0-1	1-0	1-0	2003
Kansas	1-0	1-0	1-0	3-0	2008
Kansas State	0-0	1-0	0-1	1-1	2007
Kennesaw State	0-0	0-0	1-0	1-0	2017
Kentucky	0-0	0-1	1-1	1-2	2012
Kent State	0-0	0-0	1-0	1-0	2002
Lamar	0-0	0-0	2-1	2-1	1985
Lane CC	3-0	0-0	0-0	3-0	1980
Lewis and Clark	1-0-2	1-0	5-0	7-0-2	1980
Liberty	0-0	0-0	1-0	1-0	2011
LIU Brooklyn	0-0	1-0	1-0	2-0	2015
Long Beach State	1-0	1-0	1-5	3-5	2018
Loyola Marymount	2-0	0-0	0-1-1	2-1-1	2017
LSU	1-0	0-0	1-0	2-0	2014
Miami	0-0	0-0	1-0	1-0	2013
Miami (Ohio)	0-0	0-0	2-0	2-0	2016
Michigan	1-0	0-2	1-0	2-2	2016
Michigan State	1-0	0-1	0-0	1-1	2014
<b>Minnesota</b>	<b>0-1</b>	<b>1-1</b>	<b>3-1</b>	<b>4-3</b>	<b>2018</b>
Mississippi State	0-0	0-0	1-0	1-0	2007
Missouri	0-0	0-0	2-0	2-0	1998
Missouri State	1-0	0-0	1-0	2-0	2009
Montana	4-1	1-0	8-3	13-4	1997
Montana State	4-0	0-3	9-4	13-7	1989
Mount Hood CC	1-0	0-0	0-0	1-0	1980
Murray State	1-0	0-0	0-0	1-0	2016
Navy	0-0	0-0	1-0	1-0	2015
Nebraska	0-1	0-3	2-2	2-6	2018

Opponent	Home	Away	Neutral	Overall	Last
Nevada	2-0	1-0	1-7-1	4-7-1	1997
New Hampshire	0-0	1-0	0-0	1-0	1999
New Mexico	0-0	0-0	2-2	2-2	2014
New Mexico State	1-0	0-1	1-1	2-2	2008
North Carolina	0-0	0-1	3-1	3-2	2014
North Carolina A&T	0-0	0-0	2-0	2-0	2002
Northern Arizona	1-0	0-1	0-0	1-1	1998
Northern Colorado	1-0	0-0	1-0	2-0	2012
Northern Illinois	1-0	0-0	1-0	2-0	2017
Northwestern	0-0	0-2-1	1-1	1-2	2000
Notre Dame	1-0	0-0	0-0	1-0	1985
Occidental	0-0	0-0	0-1	0-1	1977
Ohio	0-1	1-0	1-0	2-1	2013
Ohio State	2-0	1-0	1-1	4-1	2014
Oral Roberts	0-0	0-0	0-1	0-1	1998
Oregon College of Ed.	10-0	0-0	7-2	17-2	1978
<b>Oregon State</b>	<b>38-13</b>	<b>24-26</b>	<b>15-4-1</b>	<b>77-43-1</b>	<b>2018</b>
Oregon Tech	0-0	0-0	1-0	1-0	1980
Pacific	0-1	0-3	1-2	1-6	1986
Pacific Lutheran	0-0	0-0	4-1	4-1	1977
<b>Penn State</b>	<b>0-0</b>	<b>1-0</b>	<b>1-2</b>	<b>2-2</b>	<b>2018</b>
Pepperdine	0-0	0-0	1-3	1-3	1986
<b>Pittsburgh</b>	<b>0-0</b>	<b>0-0</b>	<b>0-1</b>	<b>0-1</b>	<b>1978</b>
Portland	14-2	10-3	3-0	27-5	2010
Portland State	13-9	7-13-1	4-16	24-39-1	2018
<b>Princeton</b>	<b>0-0</b>	<b>1-0</b>	<b>0-0</b>	<b>1-0</b>	<b>1975</b>
Purdue	0-0	0-0	0-2	0-2	2007
Rhode Island	1-0	1-0	1-0	3-0	1992
Rice	1-0	1-0	0-0	2-0	1996
Rutgers	2-0	0-0	1-1	3-1	2007
Sacramento State	0-1	1-1	4-2	5-4	2004
Saint Mary's	2-0	0-1	2-0	4-1	2016
Sam Houston State	0-0	0-0	2-0	2-0	2010
San Diego	0-0	0-0	0-1	0-1	1996
San Diego State	2-1	1-2	1-3	4-6	2016
San Francisco	3-0	4-0	3-1	10-1	2009
San Francisco State	0-0	0-0	2-1	2-1	1982
San Jose State	0-3	1-3	2-3	3-9	2004
Santa Clara	6-1	1-3	2-0-1	9-4-1	2014
Seattle	5-0	2-0	0-0	7-0	2016
Seton Hall	0-0	0-0	1-0	1-0	2004
Siena	1-0	0-0	0-0	1-0	2010
Simon Fraser	2-1	0-0	2-0	4-1	1979
Sonoma State	0-0	0-0	1-0	1-0	1979
South Dakota State	1-0	0-0	0-0	1-0	2005
South Florida	0-0	0-0	1-0	1-0	1994
Southern Illinois	0-0	0-0	0-1	0-1	1982
Southern Oregon	4-0	1-1	7-0	12-1	2005
Southwest Oregon CC	1-0	0-0	0-0	1-0	1980
<b>Stanford</b>	<b>2-31</b>	<b>2-32</b>	<b>0-3</b>	<b>4-66</b>	<b>2018</b>
Stephen F. Austin	0-0	0-0	1-0	1-0	2007
<b>St. John's</b>	<b>0-0</b>	<b>0-0</b>	<b>2-0</b>	<b>2-0</b>	<b>2015</b>
SW Missouri State	0-0	0-0	1-1	1-1	1984
Temple	0-0	0-0	2-0	2-0	2015
Tennessee	1-0	0-1	2-0	3-1	1995
Texas	0-1	0-1	1-4	1-6	2018
Texas A&M	0-0	0-0	1-1	1-1	1991
Texas-Arlington	0-0	1-0	1-1	2-1	2001
Texas-Pan American	0-0	1-0	0-0	1-0	2001
Texas Rio Grande Valley	1-0	0-0	0-0	1-0	2017
Texas State	0-0	1-0	0-0	1-0	2015
Texas Tech	0-0	0-0	3-1	3-1	1993
Texas Women's	0-0	0-0	0-1	0-1	1974
Toledo	0-0	0-0	1-0	1-0	2012
Treasure Valley CC	3-0	0-0	0-0	3-0	1980
Tulane	0-0	1-0	0-0	1-0	2010
UC Davis	1-0	0-0-2	0-0	1-0-2	2016
<b>UC Irvine</b>	<b>1-0</b>	<b>0-2</b>	<b>0-0</b>	<b>1-2</b>	<b>2008</b>
UC Riverside	1-0	0-0	1-0	2-0	2010
UC San Diego	0-0	0-0	2-1	2-1	1981
UC Santa Barbara	1-0	0-0	0-2	1-2	2012
<b>UCLA</b>	<b>9-23</b>	<b>4-31</b>	<b>0-2</b>	<b>13-56</b>	<b>2018</b>
Umpqua CC	1-0	0-0	0-0	1-0	1980
UNLV	1-0	0-0	1-1	2-1	2008
<b>USC</b>	<b>5-29</b>	<b>7-25</b>	<b>1-2</b>	<b>13-54</b>	<b>2018</b>
U.S. International	0-0	0-0	1-0	1-0	1983
<b>Utah</b>	<b>6-1</b>	<b>5-5</b>	<b>1-1</b>	<b>15-8</b>	<b>2018</b>
Utah State	0-1	1-1	4-1	5-3	2006
Utah Valley	1-0	1-0	1-0	3-0	2018
UTEP	0-0	0-0	0-1	0-1	2000
UTSA	0-0	0-1	0-0	0-1	2015
Victoria	0-0	0-0	2-0-1	2-0-1	1978
Villanova	0-0	0-0	1-0	1-0	2003
Wake Forest	0-0	0-0	0-1	0-1	1998
<b>Washington</b>	<b>9-31</b>	<b>11-32</b>	<b>4-4</b>	<b>24-67</b>	<b>2018</b>
<b>Washington State</b>	<b>24-16</b>	<b>24-17</b>	<b>8-2-1</b>	<b>55-33-1</b>	<b>2018</b>
Weber State	0-0	0-0	4-1	4-1	1996
Western Carolina	0-0	0-0	1-0	1-0	2012
Western Washington	1-0	2-0	13-1	16-1	1979
Whitworth	0-0	0-0	3-0	3-0	1980
Wichita State	1-0	0-0	1-0	2-0	2017
Willamette	0-0	0-0	1-0	1-0	1975
Wisconsin	0-0	0-1	1-0	1-1	2015
Wright State	0-0	0-0	1-0	1-0	1991
Wyoming	2-1	0-1	1-1	3-3	2000

2019 Opponents in Bold

# ALL-TIME OPPONENT SERIES RESULTS

## ALABAMA

**Series Record: Tied 2-2**

1999	Oregon (H)	3-15, 7-15, 15-11, 15-11, 15-11
1996	Oregon	15-8, 15-3, 15-7
1978	Alabama	15-17, 8-15
1976	Alabama	10-15, 15-17

## AMERICAN

**Series Record: Oregon leads 2-0**

2011	Oregon (A)	W - 25-15, 25-19, 25-17
2010	Oregon (H)	W - 25-11, 25-22, 25-16

## ARIZONA

**Series Record: Arizona leads 47-21**

2018	Oregon (A)	25-22, 25-22, 22-25, 25-17
	Arizona (H)	23-25, 25-16, 23-25, 25-22, 14-16
2017	Arizona (A)	26-24, 25-16, 21-25, 21-25, 13-15
	Oregon (H)	25-22, 23-25, 25-18, 25-9, 15-10
2016	Arizona (H)	25-27, 25-17, 25-21, 13-25, 11-15
	Oregon (A)	25-19, 21-25, 25-17, 26-24
2015	Arizona (A)	15-25, 16-25, 23-25
2014	Arizona (A)	19-25, 14-25, 25-22, 13-25
	Oregon (H)	25-17, 25-12, 25-19
2013	Oregon (H)	25-23, 23-25, 23-25, 25-22, 15-12
	Arizona (A)	22-25, 23-25, 25-20, 22-25
2012	Oregon (A)	25-14, 25-23, 25-18
	Oregon (H)	25-11, 25-20, 25-16
2011	Oregon (H)	25-23, 25-10, 25-20
	Oregon (A)	25-22, 25-11, 29-27
2010	Arizona (H)	22-25, 28-26, 25-21, 19-25, 11-15
	Arizona (A)	12-25, 16-25, 25-27
2009	Arizona (A)	20-25, 29-27, 18-25, 29-31
	Arizona (H)	20-25, 21-25, 25-23, 17-25
2008	Oregon (H)	25-20, 25-21, 25-20
	Arizona (A)	25-18, 20-25, 22-25, 12-25
2007	Oregon (A)	30-21, 31-29, 31-29
	Oregon (H)	30-20, 30-18, 31-29
2006	Oregon (H)	30-24, 30-24, 30-26
	Arizona (A)	31-29, 25-30, 30-26, 23-30, 8-15
2005	Arizona (A)	25-30, 24-30, 31-29, 26-30
	Arizona (H)	20-30, 19-30, 25-30
2004	Arizona (H)	26-30, 16-30, 14-30
	Arizona (A)	17-30, 19-30, 19-30
2003	Arizona (A)	21-30, 28-30, 19-30
	Arizona (H)	22-30, 20-30, 26-30
2002	Arizona (H)	19-30, 19-30, 28-30
	Arizona (A)	20-30, 26-30, 22-30
2001	Arizona (A)	19-30, 19-30, 33-31, 18-30
	Arizona (H)	20-30, 21-30, 14-30
2000	Arizona (H)	15-7, 15-2, 15-2
	Arizona (A)	15-6, 15-5, 15-10
1999	Arizona (A)	8-15, 4-15, 13-15
	Arizona (H)	10-15, 4-15, 7-15
1998	Arizona (H)	15-7, 10-15, 4-15, 6-15
	Oregon (A)	15-8, 11-15, 15-12, 9-15, 15-13
1997	Arizona (A)	7-15, 6-15, 11-15
	Arizona (H)	5-15a, 12-15, 4-15
1996	Arizona (H)	15-17, 2-15, 3-15
	Arizona (A)	18-16, 2-15, 17-15, 7-15, 10-15
1995	Arizona (A)	15-13, 4-15, 11-15, 6-15
	Arizona (H)	4-15, 8-15, 15-13, 5-15
1994	Arizona (H)	8-15, 6-15, 11-15
	Arizona (A)	3-10, 10-15, 13-15
1993	Arizona (A)	11-15, 10-15, 12-15
	Arizona (H)	8-15, 7-15, 3-15
1992	Oregon (H)	15-12, 15-9, 5-15, 15-11
	Arizona (A)	15-13, 12-15, 15-7, 14-16, 8-15
1991	Oregon (A)	15-2, 15-13, 13-15, 15-13
	Oregon (H)	15-12, 15-13, 8-15, 15-7
1990	Arizona (H)	15-11, 11-15, 4-15, 10-15
	Arizona (A)	10-15, 15-10, 11-15, 16-14, 9-15
1989	Arizona (A)	9-15, 7-15, 12-15
	Oregon (H)	16-14, 15-8, 18-16
1988	Arizona (N)	15-13, 10-15, 8-15, 6-15
	Arizona (H)	1-15, 14-16, 4-15
	Arizona (A)	11-15, 8-15, 8-15
1987	Oregon (A)	12-15, 15-8, 15-4, 15-12
	Arizona (H)	16-18, 10-15, 17-19
1986	Oregon (A)	16-14, 13-15, 15-10, 15-9
	Oregon (H)	11-15, 15-12, 15-3, 11-15, 16-14
1985	Arizona (N)	15-11, 8-15, 15-12, 8-15, 4-15
1980	Arizona (N)	15-10, 11-15, 13-15

## ARIZONA STATE

**Series Record: Arizona State leads 38-27**

2018	Oregon (A)	25-23, 25-18, 25-21
	Arizona State (H)	23-25, 22-25, 22-25
2017	Oregon (A)	25-17, 25-23, 25-22

	Oregon (H)	25-20, 25-21, 25-14
2016	Oregon (H)	25-21, 25-18, 27-29, 25-20
	Oregon (A)	25-21, 17-25, 24-26, 25-9, 15-7
2015	Oregon (H)	25-17, 25-21, 25-15
2014	Oregon (A)	21-25, 32-30, 26-24, 24-26, 15-13
	Arizona State (H)	25-19, 24-26, 25-20, 24-26, 9-15
2013	Arizona State (H)	23-25, 25-21, 19-25, 15-25
	Oregon (A)	21-25, 25-19, 25-10, 25-20
2012	Oregon (A)	25-15, 25-23, 25-20
	Oregon (H)	25-18, 23-25, 25-21, 17-25, 15-13
2011	Oregon (H)	25-12, 22-25, 25-20, 25-23
	Oregon (A)	32-30, 17-25, 25-20, 25-23
2010	Oregon (H)	19-25, 25-15, 28-26, 25-21
	Oregon (A)	25-20, 25-12, 21-25, 16-25, 15-12
2009	Oregon (A)	25-15, 25-14, 25-23
	Oregon (H)	25-16, 25-16, 25-20
2008	Oregon (H)	25-19, 25-23, 25-18
	Oregon (A)	25-22, 25-13, 25-23
2007	Oregon (A)	30-23, 40-42, 30-25, 32-30
	Arizona State (H)	23-30, 28-30, 30-22, 24-30
2006	Oregon (H)	30-22, 25-30, 30-28, 30-24
	Arizona State (A)	30-23, 14-30, 27-30, 21-30
2005	Arizona State (A)	26-30, 26-30, 34-32, 27-30
	Arizona State (H)	21-30, 20-30, 24-30
2004	Arizona State (H)	19-30, 21-30, 30-28, 25-30
	Arizona State (A)	17-30, 19-30, 19-30
2003	Arizona State (A)	17-30, 26-30, 31-33
	Arizona State (H)	28-30, 30-27, 28-30, 28-30
2002	Arizona State (H)	31-29, 29-31, 34-32, 28-30, 10-15
	Arizona State (A)	30-28, 23-30, 17-30, 27-30
2001	Arizona State (A)	17-30, 19-30, 27-30
	Arizona State (H)	15-30, 24-30, 16-30
2000	Arizona State (H)	15-8, 15-4, 15-7
	Arizona State (A)	15-5, 15-9, 15-7
1999	Arizona State (A)	2-15, 15-17, 1-15
	Arizona State (H)	8-15, 15-7, 14-16, 1-15
1998	Arizona State (H)	6-15, 9-15, 5-15
	Arizona State (A)	4-15, 15-2, 13-15, 13-15
1997	Arizona State (A)	12-15, 11-15, 1-15
	Oregon (H)	9-15, 15-11, 9-15, 15-9, 16-14
1996	Arizona State (H)	15-13, 14-16, 8-15, 13-15
	Oregon (A)	5-15, 15-11, 16-14, 11-15, 15-11
1995	Arizona State (A)	7-15, 11-15, 2-15
	Arizona State (H)	7-15, 4-15, 11-15
1994	Arizona State (H)	7-15, 7-15, 5-15
	Arizona State (A)	12-15, 9-15, 12-15
1993	Arizona State (A)	4-15, 15-11, 12-15, 8-15
	Arizona State (H)	11-15, 7-15, 6-15
1992	Arizona State (H)	14-16, 10-15, 2-15
	Arizona State (A)	4-15, 2-15, 15-10, 15-2, 8-15
1991	Arizona State (A)	10-15, 15-4, 12-15, 14-16
	Arizona State (H)	10-15, 1-15, 15-13, 10-15
1990	Arizona State (H)	15-9, 6-15, 9-15, 12-15
	Oregon (A)	15-3, 16-18, 22-20, 15-6
1989	Arizona State (A)	12-15, 11-15, 11-15
	Arizona State (H)	6-15, 15-11, 11-15, 10-15
1988	Oregon (H)	15-12, 15-2, 13-15, 16-14
	Arizona State (A)	13-15, 10-15, 13-15
1987	Oregon (A)	12-15, 15-6, 15-10, 15-13
	Oregon (H)	15-13, 15-11, 15-10
1986	Arizona State (A)	7-15, 15-9, 10-15, 15-7, 8-15
	Oregon (H)	13-15, 5-15, 15-7, 15-9, 15-13

## ARKANSAS-LITTLE ROCK

**Series Record: Oregon leads 1-0**

2001	Oregon	30-26, 30-17, 30-14
------	--------	---------------------

## ARKANSAS-PINE BLUFF

**Series Record: Oregon leads 1-0**

2018	Oregon (H)	25-10, 25-13, 25-7
------	------------	--------------------

## ARKANSAS STATE

**Series Record: Oregon leads 1-0**

2001	Oregon (H)	30-19, 32-34, 30-19, 30-10
------	------------	----------------------------

## BALL STATE

**Series Record: Oregon leads 1-0**

1995	Oregon (N)	15-8, 16-14, 10-15, 5-15, 15-11
------	------------	---------------------------------

## BAYLOR

**Series Record: Oregon leads 5-0**

2018	Oregon (H) (NCAA 2nd Round)	25-18, 13-25, 25-17, 22-25, 15-13
2008	Oregon (H)	25-23, 25-20, 25-18
2007	Oregon (A)	33-31, 30-23, 30-23
1994	Oregon (N)	15-6, 15-10, 9-15, 15-10
1991	Oregon (N)	15-11, 15-4, 15-11

## BELMONT

**Series Record: Oregon leads 2-0**

2016	Oregon (H)	25-19, 25-18, 25-17
2013	Oregon (N)	25-12, 25-20, 25-15

## BLUE MOUNTAIN CC

**Series Record: Oregon Leads 1-0**

1980	Oregon (H)	15-0, 15-8
------	------------	------------

## BOISE STATE

**Series Record: Oregon leads 7-0**

2006	Oregon (A)	30-12, 30-21, 30-28
2001	Oregon (H)	30-18, 30-23, 28-30, 37-35
1996	Oregon (N)	8-15, 15-11, 8-15, 15-5, 15-12
1992	Oregon (N)	15-6, 12-15, 16-14, 15-10
1990	Oregon (A)	15-9, 16-14, 13-15, 15-6
1989	Oregon (H)	9-15, 15-8, 15-10, 15-11
1983	Oregon (H)	18-16, 15-12

## BOSTON COLLEGE

**Series Record: Oregon leads 1-0**

1999	Oregon (A)	16-14, 15-9, 8-15, 15-7
------	------------	-------------------------

## BYU

**Series Record: Brigham Young leads 10-2**

2017	BYU (A) (NCAA 2nd Round)	20-25, 21-25, 19-25
2012	Oregon (N)	25-23, 25-21, 22-25, 25-12
1988	BYU (N)	8-15, 11-15, 7-15
1985	BYU (N)	3-15, 2-15, 15-17
	BYU (N)	6-15, 15-13, 8-15
1984	BYU (N)	11-15, 10-15, 15-12, 15-12, 10-15
	BYU (N)	15-13, 15-13, 10-15, 10-15, 13-15
	Oregon (A)	15-11, 4-15, 15-7, 15-3
1983	BYU (N)	15-7, 5-15, 13-15
1982	BYU (A)	3-15, 4-15, 14-16
1980	BYU (N)	15-9, 13-15, 4-15
1975	BYU (A)	15-4, 15-8

## BRIGHAM YOUNG-HAWAII

**Series Record: BYU-Hawaii leads 1-0**

1985	BYU-Hawaii	15-11, 6-15, 11-15, 13-15
------	------------	---------------------------

## BRITISH COLUMBIA

**Series Record: Tied 0-0-1**

1979	Tie	15-8, 11-15
------	-----	-------------

## BROOKLYN

**Series Record: Oregon leads 2-0**

2015	Oregon (A)	25-9, 25-10, 24-26, 25-17
1974	Oregon	15-10, 11-15, 15-4

## BRYANT

**Series Record: Oregon leads 1-0**

2013	Oregon (H)	25-14, 25-14, 25-23
------	------------	---------------------

## CALIFORNIA

**Series Record: California leads 54-27**

2018	Oregon (A)	25-23, 25-15, 26-24
	Oregon (H)	25-12, 25-22, 25-22
2017	Oregon (A)	25-18, 25-16, 25-19
	Oregon (H)	25-19, 25-19, 25-19
2016	Oregon (H)	25-21, 25-17, 25-19
2015	Oregon (A)	26-24, 25-19, 25-22
	Oregon (H)	25-23, 25-22, 25-19
2014	Oregon (A)	20-25, 25-18, 25-18, 25-18
	Oregon (H)	25-19

# ALL-TIME OPPONENT SERIES RESULTS

2001	California (A) California (H)	23-30, 23-30, 30-32 21-30, 30-27, 28-30, 22-30
2000	California (H) California (A) California (A)	15-2, 15-6, 15-9 15-13, 11-15, 14-16, 15-13, 26-24 3-15, 12-15, 11-15
1999	California (A) California (H)	13-15, 7-15, 7-15
1998	California (H) Oregon (A)	18-8, 15-7, 4-15, 8-15, 9-15 13-15, 15-10, 15-8, 15-12
1997	California (A) California (H) California (H)	11-15, 8-15, 15-10, 13-15 10-15, 15-6, 5-15, 6-15 15-17, 15-8, 0-15, 6-15
1996	California (A) California (A)	10-15, 15-13, 12-15, 7-15
1995	California (A) California (H)	11-15, 15-2, 15-12, 7-15, 10-15 7-15, 15-11, 10-15, 15-12, 10-15
1994	Oregon (H) California (A) California (A)	15-6, 15-12, 7-15, 15-5 11-5, 10-15, 9-15 10-15, 9-15, 15-10, 10-15
1993	California (H) California (H)	12-15, 15-12, 7-15, 15-9, 17-19 9-15, 12-15, 7-15
1992	California (H) California (A)	15-5, 12-15, 4-15, 4-15
1991	California (A) Oregon (H) California (H)	15-5, 14-16, 13-15, 4-15 6-15, 15-1, 15-13, 15-7 8-15, 12-15, 17-15, 11-15
1990	Oregon (A) Oregon (A) Oregon (H)	15-9, 15-11, 15-5 15-11, 18-20, 15-13, 14-16, 15-11 15-11, 15-13, 15-12
1989	Oregon (A) Oregon (H)	15-8, 6-15, 15-1, 15-11 11-15, 14-16, 15-13, 7-15
1988	Oregon (H) California California (A)	9-15, 15-12, 15-6, 10-15, 11-15 12-15, 13-15, 15-4, 15-3, 8-15 15-12, 7-15, 4-15, 4-15
1987	California (H) California (A) Oregon (H)	15-13, 13-15, 12-15, 15-9, 15-2 15-12, 15-12, 15-17, 15-8 15-7, 7-15, 16-14, 15-12
1986	Oregon (H) Oregon (A)	15-7, 7-15, 15-9, 15-11 15-8, 7-15, 17-15, 15-9
1985	Oregon Oregon	15-7, 7-15, 16-14, 15-12 15-7, 7-15, 15-9, 15-11
1984	Oregon Oregon	15-8, 7-15, 17-15, 15-9 8-15, 3-15, 10-15
1983	California California	13-15, 12-15, 15-9, 9-15 6-15, 7-15, 13-15
1982	California California (N)	11-15, 15-13, 11-15
1981	California (A) California (A) California (A)	5-15, 16-14, 15-5, 7-15, 7-15 5-15, 11-15 15-17, 3-15, 10-15
1980	California (A) California (H) California	1-15, 16-14, 12-15 8-11, 6-11 11-15, 5-15
1979	California (A) California	6-15, 12-15 5-15, 15-13, 8-15
1978	California (A)	
1977	California California (A)	6-15, 12-15 5-15, 15-13, 8-15

## CAL POLY

**Series Record: Cal Poly SLO leads 7-4**

2017	Oregon (H)	25-22, 25-20, 25-20
2011	Oregon (H)	25-19, 25-22, 25-17
1998	Cal Poly (H)	6-15, 10-15, 8-15
1996	Oregon (A)	16-14, 15-8, 15-7
1986	Cal Poly (A)	15-8, 9-15, 7-15, 15-9, 5-15
1985	Cal Poly (N)	15-10, 4-15, 3-15
1984	Oregon (N)	4-15, 9-15, 15-11, 15-4, 15-9
1981	Cal Poly (N)	5-15, 1-15, 9-15
	Cal Poly (N)	5-15, 13-15
	Cal Poly (N)	10-15, 7-15, 8-15
	Cal Poly (H)	6-15, 11-15

## CAL STATE BAKERSFIELD

**Series Record: Oregon leads 4-1**

2013	Oregon (N)	25-23, 25-22, 25-18
2007	Oregon (H)	30-15, 30-20, 30-28
1984	Oregon (H)	15-8, 16-14, 12-15, 15-11
1981	Oregon (N)	15-9, 15-4
1979	CS Bakersfield (N)	13-15, 15-4, 8-15

## CAL STATE FULLERTON

**Series Record: Oregon leads 5-3**

2005	Oregon (N)	30-18, 30-26, 27-30, 30-18
1999	Oregon	16-14, 15-7, 15-8
1998	Oregon (A)	15-11, 15-9, 11-15, 15-8
1997	Oregon	15-4, 15-6, 16-14
1990	Oregon	15-1, 15-4, 17-15
1981	CS Fullerton (H)	15-12, 17-15, 12-15, 11-15, 13-15
	CS Fullerton (H)	11-15, 15-8, 10-15
1980	CS Fullerton (N)	5-15, 15-7, 12-15

## CAL STATE HAYWARD

**Series Record: Oregon leads 2-0**

1981	Oregon	15-8, 15-7
1980	Oregon	15-5, 15-5

## CAL STATE NORTHRIDGE

**Series Record: Oregon leads 6-2**

2006	Oregon (A)	22-30, 30-28, 30-14, 30-14
2004	Oregon (H)	30-26, 30-16, 27-30, 30-27
2002	Oregon (A)	30-27, 30-21, 30-17
2001	Oregon (H)	30-24, 31-29, 23-30, 20-30, 15-12
1994	CS Northridge (H)	5-15, 0-15, 10-15
1990	Oregon	14-16, 15-6, 8-15, 15-13, 15-4
1986	Oregon (N)	15-7, 15-5, 15-5
1983	Oregon (A)	15-5, 15-10
1981	CS Northridge	10-15, 3-15

## CENTRAL ARKANSAS

**Series Record: Oregon leads 1-0**

2014	Oregon (H)	25-19, 25-13, 25-16
------	------------	---------------------

## CENTRAL MICHIGAN

**Series Record: Oregon leads 1-0**

1988	Oregon	7-15, 15-3, 15-4, 15-11
------	--------	-------------------------

## CENTRAL OREGON CC

**Series Record: Oregon leads 1-0**

1979	Oregon (H)	11-9, 11-1
------	------------	------------

## CENTRAL FLORIDA

**Series Record: Oregon leads 1-0**

2008	Oregon (N)	25-13, 25-13, 25-19
------	------------	---------------------

## CENTRAL WASHINGTON

**Series Record: Oregon leads 6-0**

1976	Oregon (N) Oregon	15-11, 15-13, 15-12 15-4, 15-3
1975	Oregon (N) Oregon (N)	15-13, 10-15, 15-12 15-4, 7-15, 15-10
1974	Oregon (N) Oregon	10-8, 10-8 13-15, 15-10, 15-6

## CHAMINADE

**Series Record: Oregon leads 1-0**

1985	Oregon (H)	15-11, 15-4, 15-9
------	------------	-------------------

## CHARLOTTE

**Series Record: Oregon leads 1-0**

2004	Oregon (N)	30-21, 30-15, 24-30, 30-19
------	------------	----------------------------

## CHICO STATE

**Series Record: Oregon leads 2-1**

1980	Oregon	16-14, 15-3, 15-12
1979	Oregon	15-8, 15-5, 15-13
1976	Chico State (N)	8-15, 14-16, 15-6, 11-15

## CINCINNATI

**Series Record: Oregon leads 1-0**

1973	Oregon	15-8, 15-0
------	--------	------------

## CLEMSON

**Series Record: Oregon leads 2-0**

2009	Oregon (N)	25-17, 25-21, 25-20
1995	Oregon (N)	18-16, 15-8, 15-11

## COLORADO

**Series Record: Oregon leads 13-6**

2018	Colorado (H) Oregon (A)	25-19, 22-25, 21-25, 25-20, 14-16 25-19, 32-30, 14-25, 25-16
2017	Colorado (H) Colorado (A)	17-25, 19-25, 25-17, 25-9, 10-15 18-25, 26-24, 19-25, 18-25
2016	Oregon (H) Oregon (A)	25-21, 20-25, 25-20, 25-16 25-14, 21-25, 25-22, 25-21
2015	Colorado (H) Oregon (A)	25-20, 25-22, 25-27, 23-25, 12-15 25-22, 22-25, 23-25, 25-19, 15-11
2014	Oregon (H)	33-31, 25-19, 21-25, 25-23
2013	Oregon (A) Oregon (H)	29-27, 25-21, 20-25, 25-13 25-21, 25-16, 25-18
2012	Oregon (H) Oregon (A)	25-11, 25-19, 25-16 25-16, 25-20, 25-23
2011	Oregon (A) Oregon (H)	25-13, 25-13, 25-14 25-21, 25-18, 25-18
2004	Oregon (H)	30-24, 30-28, 30-25
2003	Colorado (A)	22-30, 23-30, 23-30
1992	Colorado (A)	11-15, 8-15, 9-15
1991	Oregon (N)	15-7, 15-11, 15-17, 15-10

## COLORADO STATE

**Series Record: Series tied 1-1**

2011	Colorado State (N)	26-24, 21-25, 21-25, 25-15, 10-15
1984	Oregon (N)	16-14, 12-15, 15-12

## COLUMBIA BASIN CC

**Series Record: Oregon leads 1-0**

1979	Oregon (H)	11-3, 11-4
------	------------	------------

## CREIGHTON

**Series Record: Oregon leads 1-0**

2000	Oregon (N)	15-11, 15-11, 15-1
------	------------	--------------------

## DAYTON

**Series Record: Oregon leads 1-0**

2012	Oregon (H)	25-15, 25-20, 25-21
------	------------	---------------------

## DELAWARE

**Series Record: Oregon leads 2-0**

2011	Oregon (A)	25-20, 25-16, 25-22
2008	Oregon (H)	25-16, 25-18, 25-15

## DENVER

**Series Record: Oregon leads 1-0**

1998	Oregon (H)	15-13, 15-3, 15-12
------	------------	--------------------

## DEPAUL

**Series Record: Oregon leads 2-0**

2002	Oregon (A)	30-24, 30-26, 30-27
1992	Oregon (N)	15-9, 15-6, 15-4

## DUKE

**Series Record: Oregon leads 1-0**

1995	Oregon (N)	15-7, 9-15, 18-16, 12-15
------	------------	--------------------------

## EASTERN OREGON

**Series Record: Oregon leads 10-1**

1980	Oregon (N)	15-3, 15-9
1979	Oregon (N)	15-3, 15-5
1978	Oregon (N)	10-15, 15-8, 15-4
1976	Oregon Oregon (N) Oregon (N)	10-15, 15-5, 15-4, 12-15, 15-3 15-13, 15-1, 15-7 14-16, 15-4, 15-10
1975	Oregon	15-9, 15-12
1974	Oregon Oregon Eastern Oregon	15-5, 15-12 15-10, 15-5 12-15, 11-15
1973	Oregon	16-14, 6-15, 15-9

## EASTERN WASHINGTON

**Series Record: Oregon leads 15-2**

2013	Oregon (H)	25-20, 25-14, 28-26
2009	Oregon (H)	25-16, 25-11, 25-22
2008	Oregon (H)	25-19, 25-15, 25-22
2005	Oregon (H)	30-19, 30-26, 29-31, 30-26
2002	Eastern Washington (A)	25-30, 21-30, 30-22, 20-30
2001	Eastern Washington (H)	29-31, 23-30, 27-30
1984	Oregon (N)	15-10, 15-5
1980	Oregon (N)	10-15, 15-8, 15-5
1977	Oregon Oregon Oregon (N) Oregon	15-9, 15-5, 15-4 12-15, 15-7, 15-7, 15-11 15-5, 15-9 15-12, 15-4
1976	Oregon	15-2, 15-7, 15-3
1974	Oregon (N) Oregon Oregon	10-1, 10-0 12-15, 15-7, 15-7, 15-11 15-5, 15-9
	Oregon	15-12, 15-4
	Oregon	15-2, 15-7, 15-3
	Oregon	10-1, 10-0
	Oregon	12-15, 15-7, 15-7, 15-11
	Oregon	15-5, 15-9
	Oregon	15-12, 15-4
	Oregon	15-2, 15-7, 15-3
	Oregon (N)	10-1, 10-0
	Oregon	12-15, 15-7, 15-7, 15-11
	Oregon	15-5, 15-9
	Oregon	15-12, 15-4

## FLORIDA

**Series Record: Florida leads 3-0**

2016	Florida (H)	16-25, 25-19, 16-25, 24-26
2015	Florida (N)	18-25, 19-25, 20-25
1996	Florida	12-15, 10-15, 1-15

## FLORIDA GULF COAST

**Series Record: Oregon leads 1-0**

1996	Oregon (H)	25-18, 25-17, 25-14
------	------------	---------------------

## FLORIDA INTERNATIONAL

**Series Record: Oregon leads 1-0**

2010	Oregon (N)	24-26, 25-22, 26-24, 25-23
------	------------	----------------------------

## FLORIDA STATE

**Series Record: Oregon leads 1-0**

1974	Oregon	12-15, 15-6, 15-6
------	--------	-------------------

## FORDHAM

**Series Record: Oregon leads 1-0**

2002	Oregon (N)	30-28, 30-27,
------	------------	---------------

# ALL-TIME OPPONENT SERIES RESULTS

## FRESNO STATE

**Series Record: Oregon leads 11-9**

2013	Oregon (A)	25-21, 25-17, 25-14
2010	Oregon (A)	25-16, 22-25, 25-12, 25-18
2006	Oregon (H)	30-9, 30-25, 30-24
2005	Oregon (A)	36-38, 30-21, 30-24, 30-19
	Oregon (A)	30-28, 31-29, 30-19
1998	Fresno State (H)	12-15, 13-15, 6-15
1991	Fresno State	15-13, 8-15, 1-15, 13-15
1986	Oregon	15-4, 15-4
1985	Oregon	15-12, 15-8, 12-15, 15-4
	Oregon	16-14, 15-5, 9-15, 15-6
1984	Fresno State	17-15, 11-15, 8-15, 9-15
	Fresno State	9-15, 11-15, 9-15
1983	Oregon	15-9, 15-11
	Oregon (N)	15-12, 4-15, 15-6
	Oregon	17-15, 15-6, 16-14
1982	Fresno State	13-15, 8-15, 14-16
1980	Fresno State	4-15, 17-19
	Fresno State (N)	4-15, 9-15, 15-17
1979	Fresno State (H)	12-15, 11-15
	Fresno State (H)	11-15, 16-14, 7-15

## GEORGE MASON

**Series Record: Oregon leads 1-0**

1995	Oregon (N)	15-8, 15-5, 5-15, 15-2
------	------------	------------------------

## GEORGE WASHINGTON

**Series Record: Tied 1-1**

2015	Oregon (A)	20-25, 22-25, 25-16, 25-15, 15-11
1995	George Washington (N)	11-15, 15-5, 15-11, 13-15, 11-15

## GEORGIA

**Series Record: Georgia leads 2-1**

1994	Georgia (N)	8-15, 8-15, 10-15
1993	Georgia* (H)	10-15, 11-15, 8-15
1990	Oregon	15-5, 15-8, 15-11

## GEORGIA SOUTHERN

**Series Record: Georgia Southern leads 1-0**

2003	Georgia Southern (N)	19-30, 18-30, 26-30
------	----------------------	---------------------

## GONZAGA

**Series Record: Oregon leads 10-3**

2006	Oregon (N)	30-17, 30-26, 30-22
2005	Oregon (H)	30-23, 30-26, 30-24
2004	Oregon (N)	30-19, 30-25, 30-23
2001	Gonzaga (A)	26-30, 27-30, 30-28, 31-29, 12-15
1997	Oregon* (H)	15-5, 15-6, 15-7
1993	Gonzaga (A)	9-15, 10-15, 15-11, 16-14, 11-15
1992	Gonzaga (A)	12-15, 9-15, 14-16
1991	Oregon* (N)	15-12, 15-11, 15-10
	Oregon (H)	15-2, 9-15, 15-8, 15-12
1989	Oregon* (H)	15-6, 15-10, 15-5
1987	Oregon* (H)	15-2, 15-3, 15-5
1979	Oregon (N)	15-6, 15-13

## HAWAII

**Series Record: Hawaii leads 7-4**

2018	Oregon (A)	25-23, 25-10, 22-25, 23-25, 15-12
	Oregon (A)	25-18, 25-23, 25-22
2014	Oregon (A)	25-18, 25-14, 19-25, 18-25, 15-8
2006	Hawaii (N)	17-30, 17-30, 18-30
2000	Hawaii (A)	15-6, 15-4, 15-2
1988	Hawaii (A)	10-15, 3-15, 5-15
1985	Hawaii	7-15, 12-15, 9-15
	Hawaii	3-15, 13-15, 14-16
1984	Hawaii	13-15, 8-15
	Oregon	15-9, 16-14, 14-16, 3-15, 15-9
1978	Hawaii	0-15, 8-15

## HAWAII PACIFIC

**Series Record: Oregon leads 1-0**

1985	Oregon	15-8, 15-6, 15-12
------	--------	-------------------

## HOFSTRA

**Series Record: Oregon leads 1-0**

1985	Oregon	15-3, 15-2, 15-10
------	--------	-------------------

## HOUSTON

**Series Record: Houston leads 4-1**

2012	Houston (N)	25-18, 25-19, 25-11
1978	Houston (N)	5-15, 5-15
1976	Houston	10-15, 15-13, 3-15
1975	Houston	9-15, 6-15
1973	Houston	14-16, 10-15

## IDAHO

**Series Record: Oregon leads 5-0**

1991	Oregon (H)	15-5, 16-14, 15-8
1983	Oregon	15-4, 14-16, 15-7
	Oregon	15-9, 11-15, 6-15, 15-1, 15-13
1982	Oregon (H)	16-14, 15-9, 15-12
1976	Oregon (N)	15-1, 15-0, 15-10

## IDAHO STATE

**Series Record: Oregon leads 4-2**

2007	Oregon (H)	30-7, 30-19, 30-13
2002	Idaho State (H)	30-28, 23-30, 26-30, 24-30
2001	Idaho State (A)	30-24, 24-30, 30-20, 20-30, 13-15
1997	Oregon* (H)	15-7, 15-8, 15-10
1988	Oregon (N)	15-8, 6-15, 15-1, 15-11
1983	Oregon (N)	15-1, 15-8

## ILLINOIS

**Series Record: Tied, 2-2**

2016	Oregon (H)	25-10, 25-18, 25-18
2008	Illinois (A)	25-14, 25-16, 24-26, 21-25, 13-15
1987	Illinois (A)	8-15, 15-12, 10-15, 2-15
1984	Oregon (N)	15-5, 15-3

## ILLINOIS CHICAGO

**Series Record: Oregon leads 1-0**

1973	Oregon	15-3, 14-16, 15-12
------	--------	--------------------

## ILLINOIS STATE

**Series Record: Tied at 2-2**

2014	Oregon (H)	23-25, 25-10, 25-12, 22-25, 15-8
1998	Illinois State (N)	4-15, 10-15, 8-15
1985	Illinois State	9-15, 6-15, 13-15
1974	Oregon	11-15, 15-9, 16-14

## IOWA

**Series Record: Iowa leads 1-0**

1987	Iowa	9-15, 15-13, 13-15, 12-15
------	------	---------------------------

## IOWA STATE

**Series Record: Tied 1-1**

2008	Iowa State (H)	25-17, 25-11, 22-25, 22-25, 8-15
1996	Oregon (N)	10-15, 15-4, 15-12, 15-6

## JAMES MADISON

**Series Record: Tied 1-1**

2003	Oregon (N)	26-30, 30-23, 30-24, 31-29
	James Madison (A)	24-30, 30-28, 28-30, 30-26, 16-18

## KANSAS

**Series Record: Oregon leads 3-0**

2008	Oregon (A)	25-13, 25-21, 25-17
2007	Oregon (H)	30-20, 30-20, 30-20
1997	Oregon	15-11, 16-14, 10-15, 11-15, 15-12

## KANSAS STATE

**Series Record: Tied 1-1**

2007	Oregon	24-30, 20-30, 30-27, 36-34, 15-11
1996	Kansas State (N)	9-15, 13-15, 3-15

## KENNESAW STATE

**Series Record: Oregon leads 1-0**

2017	Oregon (N) (NCAA 2nd Round)	28-26, 26-19, 25-18
------	-----------------------------	---------------------

## KENTUCKY

**Series Record: Kentucky leads 2-1**

2012	Oregon (N)	25-18, 25-14, 25-16
2009	Kentucky (A)	20-25, 22-25, 17-25
1981	Kentucky (H)	10-15, 15-13, 13-15

## LAMAR

**Series Record: Oregon leads 2-1**

1985	Oregon (N)	15-8, 15-10
1983	Oregon (N)	15-8, 15-4
1976	Lamar	7-15, 15-12, 6-15

## LANE CC

**Series Record: Oregon leads 3-0**

1980	Oregon (H)	15-2, 15-3
1979	Oregon (H)	11-5, 11-1
1978	Oregon (H)	15-2, 15-8

## LEWIS AND CLARK

**Series Record: Oregon leads 7-0-2**

1980	Oregon (H)	15-5, 15-0
	Oregon (N)	15-6, 15-4
	Oregon (N)	15-9, 15-8
1979	Tie (H)	11-6, 9-11
1978	Tie (H)	15-12, 9-15
	Oregon (N)	15-5, 16-14
1977	Oregon	17-15, 10-15, 15-9
	Oregon (N)	13-15, 15-10, 15-5, 11-15, 16-14
1976	Oregon	8-15, 15-11, 15-13

## LIBERTY

**Series Record: Oregon leads 1-0**

2011	Oregon (N)	25-9, 25-21, 25-17
------	------------	--------------------

## LONG BEACH STATE

**Series Record: Long Beach State leads 5-3**

2018	Oregon (H)	25-14, 25-17, 25-18
2006	Oregon (A)	30-16, 24-30, 30-24, 30-22
1994	Long Beach State (N)	5-15, 6-15, 2-15
1991	Long Beach State	8-15, 8-15, 7-15
1982	Long Beach State (N)	15-13, 5-15, 12-15
1981	Oregon (N)	11-15, 15-6, 15-1
1974	Long Beach State	1-15, 10-15
1973	Long Beach State	1-15, 9-15

## LSU

**Series Record: Oregon leads 2-0**

2014	Oregon (H)	25-22, 21-25, 25-20, 25-20
1984	Oregon (N)	15-7, 15-3

## LOYOLA MARYMOUNT

**Series Record: Tied 1-1-1**

1993	LMU (N)	8-15, 10-15, 11-15
1989	Oregon (H)	15-12, 15-6, 15-5
1981	Tie	12-15, 15-11

## MIAMI, FLA.

**Series Record: Oregon leads 1-0**

2013	Oregon (N)	25-16, 25-23, 25-17
------	------------	---------------------

## MIAMI, OH

**Series Record: Oregon leads 2-0**

2016	Oregon (N) (NCAA 1st Round)	25-22, 25-17, 22-25, 25-19
1987	Oregon	15-4, 15-3, 15-3

## MICHIGAN

**Series Record: Tied, 2-2**

2016	Michigan (A) (NCAA 2nd Round)	25-22, 17-25, 23-25, 17-25
2014	Oregon (H)	25-17, 25-19, 27-25
2013	Michigan (A)	22-25, 22-25, 21-25
1990	Oregon (N)	15-2, 15-1, 15-4

## MICHIGAN STATE

**Series Record: Tied at 1-1**

2014	Oregon (H)	22-25, 25-13, 25-15, 25-12
2013	Michigan State (A)	21-25, 22-25, 25-21, 21-25

## MINNESOTA

**Series Record: Oregon leads, 4-3**

2018	Oregon (A) (NCAA Regional Semi)	21-25, 41-39, 25-14, 26-24
	Oregon (N)	25-23, 25-23, 25-27, 25-23
2011	Minnesota (N)	26-24, 15-25, 25-22, 18-25, 10-15
2009	Oregon (N)	25-22, 27-25, 22-25, 15-25, 15-10
1999	Minnesota	10-15, 4-15, 6-15
1998	Minnesota (A)	6-15, 13-15, 7-15
1988	Oregon	15-11, 7-15, 15-13, 13-15, 15-1

## MISSISSIPPI

**Series Record: Oregon leads 1-0**

2000	Oregon	15-7, 13-15, 15-17, 15-7, 15-9
------	--------	--------------------------------

## MISSISSIPPI STATE

**Series Record: Oregon leads 1-0**

2007	Oregon (N)	33-31, 30-17, 30-25
------	------------	---------------------

## MISSOURI

**Series Record: Oregon leads 2-0**

1998	Oregon (N)	15-12, 15-9, 15-17, 15-8
1983	Oregon (N)	15-9, 15-9

## MISSOURI STATE

**Series Record: Oregon leads 2-0**

2009	Oregon (H)	25-15, 25-13, 25-19
2007	Oregon	31-29, 30-20, 31-29

# ALL-TIME OPPONENT SERIES RESULTS

## MONTANA

### Series Record: Oregon leads 13-4

1997	Montana* (H)	13-15, 13-15, 13-15
1991	Oregon (N)	15-8, 15-9, 17-15
1983	Montana (N)	13-15, 13-15
1981	Montana	2-15, 15-13, 11-15, 15-5, 5-15
	Oregon	15-4, 11-15, 15-4, 7-15, 15-11
1980	Oregon (N)	15-11, 15-10
	Oregon	11-15, 15-3, 15-10, 15-11
	Oregon	16-14, 15-9, 14-16, 15-8
	Oregon	15-12, 11-15, 15-10
1979	Montana	13-15, 4-15, 15-17
	Oregon	16-14, 15-3, 15-11
	Oregon	15-9, 15-1, 16-14
1978	Oregon	15-4, 15-12
	Oregon	14-16, 15-11, 15-13
1977	Oregon	15-3, 15-5, 15-3
1976	Oregon (N)	15-11, 15-3, 15-8
	Oregon	15-5, 15-5

## MONTANA STATE

### Series Record: Oregon leads 13-7

1989	Oregon (N)	15-1, 11-15, 15-10, 15-7
1984	Oregon (N)	15-7, 15-3
1983	Oregon (N)	15-5, 12-15, 15-13
1982	Oregon (N)	15-8, 15-9
1981	Montana State	8-15, 12-15, 15-9, 10-15
	Oregon	15-13, 15-5, 15-6
1980	Oregon	15-12, 15-8, 15-6
	Montana State	13-15, 5-15, 15-7, 13-15
	Montana State	13-15, 15-9, 14-16, 14-16
1979	Montana State	10-15, 10-15
	Montana State	10-15, 9-15, 6-15
	Montana State	15-10, 6-15, 7-15, 17-15, 7-15
	Montana State	9-15, 5-15, 7-15
1978	Oregon	15-2, 11-15, 15-13
	Oregon	by forfeit
1977	Oregon	15-0, 15-7, 12-15, 15-8
1976	Oregon (N)	15-10, 15-3, 15-4
1975	Oregon	15-2, 15-5
1974	Oregon	15-5, 15-6
	Oregon	15-5, 15-8

## MOUNT HOOD CC

### Series Record: Oregon leads 1-0

1980	Oregon (H)	15-10, 6-3
------	------------	------------

## MURRAY STATE

### Series Record: Oregon leads 1-0

2016	Oregon (H)	25-16, 25-14, 25-14
------	------------	---------------------

## NAVY

### Series Record: Oregon leads 1-0

2015	Oregon (N)	25-11, 25-21, 25-15
------	------------	---------------------

## NEBRASKA

### Series Record: Nebraska leads 6-2

2018	Nebraska (N) (NCAA Regional Final)	22-25, 23-25, 17-25
	Nebraska (A)	21-25, 21-25, 24-26
2017	Oregon (N)	25-20, 25-21, 24-26, 25-23
2015	Nebraska (N)	25-21, 25-21, 23-25, 20-25, 12-15
2013	Nebraska (A)	22-25, 19-25, 22-25
2012	Oregon (N)	15-25, 25-22, 25-18, 25-17
1986	Nebraska* (H)	5-15, 15-13, 5-15, 15-11, 3-15
1985	Nebraska (A)	4-15, 3-15, 3-15

## NEVADA

### Series Record: Nevada leads 7-4-1

1997	Oregon (A)	15-11, 13-15, 15-5, 15-17, 15-10
1982	Oregon	15-9, 6-15, 15-5
1980	Oregon	15-7, 15-10
	Oregon	15-7, 15-10, 15-10
1979	Nevada (N)	12-15, 15-7, 13-15, 8-15
1978	Nevada (N)	3-15, 9-15, 6-15
	Tie	15-5, 4-15
	Nevada	12-15, 14-16
	Nevada (N)	5-15, 15-13, 12-15
	Nevada (N)	8-15, 9-15
1977	Nevada (N)	15-13, 14-16, 9-15
1976	Nevada (N)	1-15, 6-15, 10-15

## NEW HAMPSHIRE

### Series Record: Oregon leads 1-0

1999	Oregon (A)	15-12, 15-3, 15-7
------	------------	-------------------

## NEW MEXICO

### Series Record: Tied at 2-2

2014	Oregon (N)	25-18, 24-26, 25-19, 25-19
1984	Oregon (N)	15-0, 15-4, 15-2
1983	New Mexico (N)	4-15, 10-15
1982	New Mexico (N)	4-15, 5-15

## NEW MEXICO STATE

### Series Record: Oregon leads 3-2

2018	Oregon (H) (NCAA 1st Round)	25-22, 18-25, 25-21, 25-11
2008	Oregon (N)	25-19, 25-23, 22-25, 25-17
2001	Oregon (H)	30-22, 31-29, 30-23
2000	New Mexico State (A)	1-15, 15-4, 15-8, 8-15, 15-8
1981	New Mexico State (N)	7-15, 8-15

## NORTH CAROLINA

### Series Record: Oregon leads 3-2

2014	North Carolina (N) (NCAA 3rd Round)	23-25, 22-25, 25-23, 16-25
2008	Oregon (N)	25-19, 25-16, 25-19
	Oregon (H)	25-20, 24-26, 25-19, 25-19
2003	North Carolina (A)	21-30, 14-30, 21-30
1975	Oregon	15-4, 15-6

## NORTH CAROLINA A+T

### Series Record: Oregon leads 2-0

2002	Oregon (N)	30-18, 28-30, 30-10, 30-13
2001	Oregon (N)	30-17, 30-24, 30-14

## NORTHERN ARIZONA

### Series Record: Tied 1-1

1998	Oregon (H)	15-6, 12-15, 15-13, 16-14
1997	Northern Arizona (A)	6-15, 15-1, 11-15, 4-15

## NORTHERN COLORADO

### Series Record: Oregon leads 2-0

2004	Oregon (N)	31-29, 31-29, 36-38, 30-23
2012	Oregon (H)	25-14, 25-19, 25-18

## NORTHERN ILLINOIS

### Series Record: Oregon leads 1-0

1995	Oregon (N)	15-8, 18-16, 15-13
------	------------	--------------------

## NORTHWESTERN

### Series Record: Northwestern leads 2-1

2000	Oregon (N)	15-4, 15-13, 5-15, 16-14
1987	Northwestern (A)	2-15, 15-6, 5-15, 8-15
1985	Northwestern (N)	9-15, 15-12, 13-15, 8-15

## NOTRE DAME

### Series Record: Oregon leads 1-0

1985	Oregon	15-8, 15-9, 15-8
------	--------	------------------

## OCCIDENTAL

### Series Record: Occidental leads 1-0

1977	Occidental (N)	12-15, 10-15
------	----------------	--------------

## OHIO

### Series Record: Oregon leads 2-1

2013	Ohio (H)	21-25, 22-25, 19-25
2012	Oregon (A)	25-21, 23-25, 25-19, 25-18
1997	Oregon (N)	15-5, 15-17, 15-6, 15-7

## OHIO STATE

### Series Record: Oregon leads 4-1

2014	Oregon (H)	25-22, 25-12, 25-16
2012	Oregon (A)	17-25, 21-25, 25-14, 26-24, 15-10
2007	Oregon (H)	30-17, 30-18, 30-27
1996	Ohio State (N)	15-11, 10-15, 17-15, 9-15, 7-15
1976	Oregon	15-10, 10-15, 15-13

## ORAL ROBERTS

### Series Record: Oral Roberts leads 1-0

1998	Oral Roberts (N)	14-16, 15-9, 15-17, 8-15
------	------------------	--------------------------

## OREGON COLLEGE OF EDUCATION

### Series Record: Oregon leads 17-2

1978	OCE (N)	10-15, 15-5, 10-15, 15-17
	Oregon (N)	15-7, 15-13, 15-9
1977	Oregon	15-12, 15-2, 10-15, 15-7
	Oregon	15-4, 15-6, 10-15, 15-13
	Oregon (N)	4-15, 15-5, 15-11
	Oregon (N)	15-9, 15-9, 15-11
1976	Oregon	15-3, 4-15, 15-11, 15-7
	Oregon	15-6, 11-15, 15-2, 15-6
	Oregon (N)	15-9, 15-5, 15-5
	Oregon	15-4, 15-10
1975	Oregon	15-8, 15-10
	OCE (N)	12-15, 15-11, 10-15
	Oregon	15-6, 10-15, 15-9
1974	Oregon	15-9, 15-6
	Oregon	15-8, 15-8
	Oregon	13-15, 15-9, 15-10
1973	Oregon	unknown
	Oregon (N)	unknown
	Oregon	15-3, 15-2

## OREGON STATE

### Series Record: Oregon leads 77-43-1

2018	Oregon (A)	19-25, 25-18, 25-16, 25-14
	Oregon (H)	25-12, 23-25, 25-14, 25-15
2017	Oregon (A)	25-22, 16-25, 25-21, 21-25, 15-9
	Oregon (H)	25-14, 25-23, 25-19
2016	Oregon (A)	23-25, 25-19, 25-13, 25-18
	Oregon (H)	25-13, 25-21, 25-16
2015	Oregon (A)	25-16, 25-20, 30-32, 25-16
	Oregon (H)	25-21, 25-20, 25-21
2014	Oregon State (A)	25-27, 18-25, 25-21, 12-25
	Oregon (H)	25-22, 27-25, 25-19
2013	Oregon (H)	25-13, 25-19, 21-25, 25-15
	Oregon (A)	25-17, 25-18, 25-19
2012	Oregon (H)	25-12, 26-24, 25-15
	Oregon (A)	25-12, 25-15, 25-23
2011	Oregon State (A)	18-25, 21-25, 19-25
	Oregon (H)	25-22, 25-16, 25-17
2010	Oregon (H)	25-15, 25-12, 25-16
	Oregon (A)	23-25, 25-18, 25-14, 25-19
2009	Oregon State (A)	21-25, 25-21, 25-10, 22-25, 14-16
	Oregon (H)	39-37, 21-25, 25-22, 25-21
2008	Oregon (H)	25-20, 25-23, 25-14
	Oregon (A)	25-16, 25-21, 25-21
2007	Oregon (A)	30-23, 30-21, 30-20
	Oregon (H)	30-19, 25-30, 30-16, 30-19
2006	Oregon (H)	30-25, 30-25, 24-30, 30-16
	Oregon (A)	30-24, 30-22, 30-21
2005	Oregon State (A)	28-30, 22-30, 32-30, 30-21, 15-17
	Oregon State (H)	16-30, 24-30, 29-31
2004	Oregon State (H)	29-31, 25-30, 30-26, 21-30
	Oregon State (A)	23-30, 18-30, 25-30
2003	Oregon State (A)	26-30, 27-30, 28-30
	Oregon State (H)	23-30, 30-27, 29-31, 24-30
2002	Oregon State* (H)	22-30, 25-30, 25-30
	Oregon (A)	30-24, 27-30, 30-26, 33-31
2001	Oregon State (A)	25-30, 30-23, 18-30, 21-30
	Oregon State (H)	29-31, 22-30, 27-30
2000	Oregon (H)	15-10, 15-13, 15-3
	Oregon State (A)	15-12, 15-2, 11-15, 10-15, 12-15
1999	Oregon State (A)	11-15, 4-15, 5-15
	Oregon (H)	13-15, 15-10, 15-5, 15-7
1998	Oregon (H)	15-12, 15-13, 15-11
	Oregon State (A)	15-10, 5-15, 10-15, 13-15
1997	Oregon State (A)	5-15, 9-15, 15-6, 4-15
	Oregon State (H)	13-15, 9-15, 5-15
1996	Oregon (H)	15-9, 16-14, 12-15, 11-15, 15-10
	Oregon (A)	15-2, 15-5, 15-9
1995	Oregon State (A)	7-15, 15-8, 15-10, 7-15, 12-15
	Oregon State (H)	12-15, 4-15, 7-15
1994	Oregon State (H)	13-15, 3-15, 6-15
	Oregon State (A)	7-15, 9-15, 13-15
1993	Oregon (A)	15-13, 15-7, 15-17, 7-15, 15-13
	Oregon State (H)	15-9, 13-15, 13-15, 5-15
1992	Oregon State (H)	16-14, 15-17, 14-16, 16-14, 11-15
	Oregon (A)	17-15, 15-9, 15-4
1991	Oregon (N)	4-15, 15-11, 8-15, 15-13, 17-15
	Oregon State (A)	10-15, 0-15, 3-15
	Oregon (H)	10-15, 15-10, 5-15, 16-14, 15-8
1990	Oregon State	8-15, 12-15, 6-15
	Oregon (H)	7-15, 15-13, 6-15, 15-13, 15-10
	Oregon State (A)	9-15, 11-15, 16-14, 9-15
1989	Oregon (N)	15-13, 15-4, 4-15, 17-15
	Oregon (A)	15-8, 15-13, 15-9
	Oregon (H)	15-5, 16-14, 10-15, 15-4
1988	Oregon State (H)	10-15, 9-15, 15-10, 15-4, 9-15
	Oregon (A)	14-16, 15-9, 15-4, 9-15, 15-4
1987	Oregon (A)	15-8, 8-15, 15-11, 15-11
	Oregon (H)	15-5, 15-9, 15-10
1986	Oregon (H)	15-4, 15-7, 15-6
	Oregon (A)	15-9, 15-9, 15-11
1985	Oregon (A)	15-4, 15-10, 15-7
	Oregon (H)	15-10, 15-9, 15-4
1984	Oregon (N)	15-9, 15-4, 10-15, 15-9
	Oregon (N)	15-8, 15-2, 17-15
	Oregon (N)	15-4, 8-15, 15-10, 15-9
1983	Oregon State (A)	6-15, 15-6, 6-15
	Oregon State (A)	15-13, 6-15, 12-15, 13-15
	Oregon State (N)	13-15, 12-15 (12-15, 14-16)
	Oregon State (N)	15-13, 2-15, 15-13, 10-15, 4-15
	Oregon State (N)	15-8, 16-14, 8-15, 4-15, 13-15
1982	Oregon State (A)	14-16, 5-15, 15-17
	Oregon State (H)	10-15, 9-15, 14-16
1981	Oregon State (N)	15-11, 10-15, 15-13, 10-15, 11-15
	Oregon State (A)	12-15, 5-15, 9-15
1980	Oregon (N)	4-15, 17-15, 15-8
	Oregon (N)	15-12, 16-14, 15-11
	Oregon (N)	15-12, 13-15, 15-5

# ALL-TIME OPPONENT SERIES RESULTS

Oregon (H)	15-9, 10-15, 15-11
Oregon (H)	17-15, 8-15, 15-11, 9-15, 15-1
Oregon (N)	10-15, 15-4, 10-15, 15-11, 17-15
1979 Oregon State (N)	8-15, 7-15, 14-16
Oregon (N)	15-13, 12-15, 15-13, 15-10
Oregon (N)	15-3, 15-10
Oregon (H)	15-9, 7-15, 15-12
Oregon (H)	15-7, 15-5
Oregon State	7-15, 9-15, 15-7, 15-10, 8-15
Oregon	16-14, 15-6, 15-1
Oregon	15-7, 15-12, 15-7
1978 Tie	15-12, 7-15
Oregon	15-2, 15-11
Oregon	8-15, 7-15, 15-9, 15-12, 15-11
Oregon State (H)	4-15, 14-16
Oregon (A)	15-1, 15-5
Oregon State (A)	14-16, 14-16
Oregon State	3-15, 13-15, 13-15
Oregon	15-4, 15-10, 14-16, 15-8
1977 Oregon (N)	5-15, 15-6, 15-9, 15-7
Oregon (N)	15-6, 10-15, 15-13, 15-11
Oregon State	17-15, 6-15, 9-15, 16-14, 9-15
1976 Oregon	15-8, 15-7, 8-15, 15-1 (15-7)
Oregon	15-10, 15-6, 5-15, 15-9
Oregon State	15-9, 11-15, 8-15
Oregon	15-12, 15-3
1975 Oregon (N)	15-7, 15-10
Oregon	15-11, 15-5
Oregon	17-15, 15-8
1974 Oregon	6-15, 15-8, 15-0
Oregon	15-6, 15-8
Oregon	9-15, 15-7, 15-11
1973 Oregon	unknown
Oregon	unknown
Oregon	15-9, 15-8

## OREGON TECH

**Series Record: Oregon leads 1-0**

1980 Oregon (N)	15-1, 15-1
-----------------	------------

## PACIFIC

**Series Record: Pacific leads 6-1**

1986 Pacific (N)	7-15, 12-15
1983 Pacific	8-15, 8-15, 3-15
Pacific	10-15, 7-15, 9-15
1982 Pacific	2-15, 3-15, 5-15
Pacific (N)	4-15, 4-15
1981 Pacific (N)	7-15, 6-15, 15-7, 15-8, 11-15
1977 Oregon	15-13, 4-15, 15-6, 15-6

## PACIFIC LUTHERAN

**Series Record: Oregon leads 4-1**

1977 Oregon	15-9, 15-7, 9-15, 15-13
Oregon	15-8, 15-7
1976 Oregon (N)	15-8, 15-7
1975 PLU (N)	13-15, 15-6, 7-15
1973 Oregon (N)	15-6, 15-13

## PENN STATE

**Series Record: Tied 2-2**

2018 Penn State (N)	23-25, 23-25, 19-25
2012 Oregon (N) (NCAA Final Four)	21-25, 30-28, 25-22, 25-19
2011 Oregon (A)	16-25, 25-21, 25-20, 25-22
1985 Penn State (N)	3-15, 6-15, 14-16

## PEPPERDINE

**Series Record: Pepperdine leads 3-1**

1986 Pepperdine (N)	8-15, 15-17
1985 Pepperdine (N)	15-13, 16-14, 6-15, 9-15, 4-15
1983 Oregon (N)	15-8, 15-12
1981 Pepperdine (N)	8-15, 8-15

## PITTSBURGH

**Series Record: Pittsburgh leads 1-0**

1978 Pittsburgh	
-----------------	--

## PORTLAND

**Series Record: Oregon leads 27-5**

2010 Oregon (H)	27-25, 25-15, 25-13
2009 Oregon (A)	25-10, 25-14, 25-17
2008 Oregon (H)	25-16, 25-17, 25-10
2007 Oregon (H)	30-22, 30-20, 30-11
2006 Oregon (A)	30-18, 32-30, 18-30, 30-22
2005 Oregon (H)	30-20, 30-19, 30-28
2003 Portland (A)	24-30, 21-30, 30-25, 26-30
2002 Oregon (H)	30-28, 35-33, 27-30, 30-27
2001 Oregon (A)	31-33, 30-27, 30-24, 30-26
2000 Oregon (H)	15-11, 15-3, 15-6
1999 Portland (H)	11-15, 13-15, 15-5, 5-15

1998 Portland (A)	9-15, 7-15, 15-13, 13-15
1997 Oregon (A)	16-14, 15-7, 15-5
Oregon (H)	15-10, 15-8, 15-9
1996 Oregon (H)	16-14, 15-8, 15-4
Oregon (A)	15-7, 9-15, 15-11, 15-8
1995 Oregon (H)	15-13, 15-6, 15-12
Oregon (A)	15-7, 16-14, 15-13
1994 Portland (A)	7-15, 15-7, 10-15, 10-15
Oregon (H)	15-8, 15-2, 15-12
1993 Oregon (A)	15-5, 15-3, 15-4
1992 Oregon (A)	10-15, 15-11, 15-7, 15-9
1991 Oregon ( )	15-11, 15-4, 15-11
1990 Portland (H)	7-15, 15-13, 6-15, 15-13, 15-10
1989 Oregon (A)	15-6, 15-6, 15-13
Oregon (H)	15-11, 15-5, 15-17, 15-6
1987 Oregon (H)	15-9, 15-12, 15-11
1986 Oregon (H)	13-15, 15-10, 15-6, 15-8
Oregon (H)	15-6, 12-15, 15-7, 15-12
1985 Oregon	15-5, 15-4, 15-13
1983 Oregon	15-2, 15-3
1980 Oregon	15-9, 15-4

## PORTLAND STATE

**Series Record: Portland State leads 39-24-1**

2018 Oregon (H)	25-15, 25-10, 25-13
2014 Oregon (A)	25-22, 25-23, 23-25, 25-16
2013 Oregon (H)	25-10, 28-26, 25-14
2012 Oregon (A)	25-23, 25-23, 25-19
2011 Oregon (H)	25-21, 25-17, 25-20
2010 Oregon (A)	25-15, 22-25, 23-25, 25-15, 15-13
2009 Oregon (H)	25-18, 22-25, 25-12, 25-15
2006 Oregon (H)	30-26, 33-31, 30-32, 26-30, 15-11
2005 Oregon (A)	30-19, 31-29, 30-26
Portland State (H)	30-27, 23-30, 26-30, 23-30
2004 Oregon (A)	30-28, 30-28, 31-29
Oregon (H)	30-28, 30-21, 30-25
1998 Oregon (H)	15-7, 15-7, 15-9
1990 Oregon (H)	15-11, 15-3, 15-13
1989 Oregon (H)	15-12, 15-7, 15-0
1988 Oregon	15-8, 15-8, 15-7
1987 Oregon	15-12, 15-10, 5-15, 6-15, 15-10
1986 Oregon (H)	13-15, 12-15, 15-12, 16-14, 15-13
Oregon (H)	15-17, 15-10, 14-16, 15-8, 15-10
1985 Portland State	6-15, 13-15, 15-7, 14-16
1984 Oregon (N)	24-22, 15-7, 15-5
Oregon	17-15, 13-15, 15-7, 15-8
1983 Portland State	15-4, 5-15, 10-15
Oregon	15-7, 10-15, 15-3, 15-10
1981 Portland State (N)	6-15, 6-15, 6-15
Portland State	6-15, 6-15, 12-15
Portland State	3-15, 6-15, 9-15
1980 Portland State (N)	12-15, 15-11, 10-15, 9-15
Portland State (A)	12-15, 3-15
Portland State (N)	13-15, 5-15, 6-15
1979 Portland State (N)	2-15, 11-15
Portland State (A)	3-15, 16-18
Portland State	3-15, 5-15, 10-15
Portland State	10-15, 3-15, 8-15
Portland State	9-15, 7-15
Portland State	11-15, 11-15, 9-15
1978 Portland State (H)	21-23, 2-15, 13-15
Portland State (A)	7-15, 2-15
Portland State	3-15, 5-15
Portland State	5-15, 5-15, 8-15
Portland State	7-15, 5-15
Portland State	9-15, 10-15
Portland State	1-15, 8-15, 11-15
1977 Portland State	1-15, 12-15, 13-15
Portland State (N)	9-15, 9-15, 8-15
Portland State	8-15, 17-15, 9-15, 6-15
Portland State	7-15, 15-9, 9-15
Portland State	11-15, 4-15
1976 Portland State	5-15, 5-15, 12-15
Portland State	3-15, 2-15, 8-15
Portland State (N)	5-15, 9-15, 10-15
1976 Portland State	8-15, 6-15
1975 Portland State	10-15, 5-15
Portland State (A)	4-15, 14-16
Portland State	2-15, 6-15
1974 Portland State	4-15, 9-15
Portland State	15-11, 7-15, 13-15
Portland State	2-15, 3-15
1973 Oregon	unknown
Tie (A)	15-12, 11-15
Oregon (A)	unknown
Portland State	15-11, 7-15, 13-15
Oregon	17-15, 16-14

## PRINCETON

**Series Record: Oregon leads 1-0**

1975 Oregon	15-3, 15-4
-------------	------------

## PURDUE

**Series Record: Purdue leads 2-0**

2007 Purdue (H)	27-30, 30-18, 27-30, 28-30
1984 Purdue (N)	9-15, 8-15, 15-12, 15-9, 15-13

## RHODE ISLAND

**Series Record: Oregon leads 3-0**

1992 Oregon (N)	15-9, 14-16, 15-12, 16-14
1986 Oregon* (I)	15-2, 15-3, 11-5, 15-6
1985 Oregon (N)	16-14, 15-10, 10-15, 14-16, 15-11

## RICE

**Series Record: Oregon leads 2-0**

1996 Oregon (A)	10-15, 15-8, 9-15, 15-13, 17-15
1994 Oregon (H)	15-9, 15-7, 15-9

## RUTGERS

**Series Record: Oregon leads 3-1**

2007 Oregon (H)	30-11, 30-16, 30-13
Oregon (H)	30-11, 30-21, 30-13
2003 Rutgers (N)	30-27, 27-30, 23-30, 30-28, 13-15
1999 Oregon (N)	5-15, 15-11, 15-8, 15-7

## SACRAMENTO STATE

**Series Record: Oregon leads 5-4**

2004 Sacramento State (A)	25-30, 20-30, 13-30
1994 Sacramento State* (H)	15-6, 15-01, 13-15, 6-15, 10-15
1982 Oregon (N)	15-7, 15-9
1981 Oregon (N)	15-8, 15-13, 16-18, 15-5
Oregon (N)	15-11, 15-7, 15-10
1980 Oregon	5-15, 15-9, 15-12, 15-8
1979 Oregon (A)	21-19, 10-15, 8-15, 15-7, 15-9
Sacramento State	7-15, 5-15, 15-10, 15-13, 8-15
1977 Sacramento State	10-15, 6-15

## SAINT MARY'S

**Series Record: Oregon leads 4-1**

2016 Oregon (H)	25-18, 25-17, 25-16
2012 Oregon (H)	27-25, 25-21, 25-18
1999 Saint Mary's (A)	12-15, 13-15, 15-8, 7-15
1990 Oregon (N)	15-12, 15-11, 15-11
1979 Oregon (N)	11-0, 11-2

## SAM HOUSTON STATE

**Series Record: Oregon leads 2-0**

2010 Oregon (N)	25-17, 25-12, 22-25, 25-20
2000 Oregon (N)	15-6, 15-7, 15-8

## SAN DIEGO

**Series Record: San Diego leads 1-0**

1996 San Diego (N)	11-15, 7-15, 13-15
--------------------	--------------------

## SAN DIEGO STATE

**Series Record: San Diego State leads 6-4**

2016 Oregon (H)	25-10, 25-12, 25-20
2006 Oregon (H)	30-24, 25-30, 20-20, 30-16
1988 Oregon (N)	15-13, 15-12, 15-7
San Diego State	1-15, 10-15, 13-15
1987 Oregon (N)	15-6, 13-15, 13-15, 15-7, 15-4
1986 San Diego State*	15-17, 5-15, 10-15
1985 San Diego State	13-15, 13-15
1984 San Diego State	15-10, 12-15, 9-15, 15-11, 7-15
1982 San Diego State	7-15, 4-15
1980 San Diego State	14-16, 15-11, 4-15

## SAN FRANCISCO

**Series Record: Oregon leads 10-1**

2009 Oregon (H)	25-18, 25-8, 26-24
2007 Oregon (H)	30-22, 32-30, 30-26
2005 Oregon (N)	25-30, 30-28, 30-27, 30-25
1984 Oregon	15-3, 15-8, 15-9
1983 Oregon	15-13, 10-15, 15-7, 15-10
1982 Oregon	15-9, 14-16, 15-6, 15-12
1981 Oregon (N)	15-11, 15-7, 15-2
1980 Oregon (H)	8-15, 16-14, 15-11, 13-15, 18-16
1979 Oregon	15-12, 11-15, 19-17, 15-6
1978 San Francisco	9-15, 15-9, 12-15, 12-15
1977 Oregon	11-15, 15-2, 15-10

## SAN FRANCISCO STATE

**Series Record: Oregon leads 2-1**

1982 Oregon	15-5, 15-6
1979 Oregon	15-6, 15-4, 15-11
1977 San Francisco State	3-15, 10-15, 15-13, 2-15

# ALL-TIME OPPONENT SERIES RESULTS

## SAN JOSE STATE

**Series Record: San Jose State leads 9-3**

2004	San Jose State (N)	30-28, 28-30, 22-30, 32-34
1985	San Jose State	12-15, 6-15, 15-13, 9-15
	San Jose State	11-15, 9-15, 15-6, 5-15
1984	San Jose State	17-15, 11-15, 8-15, 9-15
	San Jose State	4-15, 15-7, 12-15
1983	Oregon	17-15, 11-15, 15-10, 12-15, 15-12
1982	San Jose State	12-15, 12-15, 13-15
1981	San Jose State (A)	13-15, 9-15
	San Jose State (A)	4-15, 10-15
1980	Oregon	15-12, 15-7
	Oregon	15-7, 12-15, 15-12
1978	San Jose State	8-15, 3-15

## SANTA CLARA

**Series Record: Oregon leads 9-4-1**

2014	Oregon (H)	25-15, 25-17, 25-16
2010	Oregon (N)	25-23, 25-20, 25-14
1997	Santa Clara (A)	15-17, 4-15, 15-10, 12-15
1986	Oregon (A)	15-4, 5-15, 15-3, 15-6
1984	Oregon	15-6, 15-9, 15-6
1983	Oregon	10-15, 9-15, 15-10, 15-5, 15-8
1982	Santa Clara	15-6, 6-15, 4-15, 10-15
1981	Oregon	10-15, 15-11, 15-12, 15-11
	Santa Clara (H)	10-15, 15-5, 15-17, 7-15
1980	Oregon	15-8, 15-4
	Oregon (H)	15-9, 14-16, 15-10
1980	Oregon (H)	15-13, 15-7, 14-16, 15-3
1979	Tie	6-11, 11-5
	Santa Clara	13-15, 9-15

## SEATTLE

**Series Record: Oregon leads 7-0**

2016	Oregon (A)	26-28, 25-12, 25-17, 25-16
2014	Oregon (H)	25-13, 25-13, 25-21
2013	Oregon (H)	25-19, 25-12, 25-16
2011	Oregon (H)	25-16, 25-18, 25-22
2010	Oregon (A)	25-15, 18-25, 19-25, 25-12, 15-9
2009	Oregon (H)	25-9, 25-7, 25-13
2008	Oregon (H)	25-14, 25-13, 25-12

## SETON HALL

**Series Record: Oregon leads 1-0**

2010	Oregon (H)	25-18, 25-16, 25-18
------	------------	---------------------

## SIENA

**Series Record: Oregon leads 1-0**

2004	Oregon (N)	29-31, 30-25, 30-21, 30-15
------	------------	----------------------------

## SIMON FRASER

**Series Record: Oregon leads 4-1**

1979	Simon Fraser (H)	15-6, 3-15, 15-11
	Oregon (H)	10-15, 15-10, 15-8
1978	Oregon (H)	15-11, 15-9
1976	Oregon	15-3, 15-13
1975	Oregon (N)	15-9, 17-19, 15-4

## SONOMA STATE

**Series Record: Oregon leads 1-0**

1979	Oregon	11-8, 11-3
------	--------	------------

## SOUTH DAKOTA STATE

**Series Record: Oregon leads 1-0**

2005	Oregon (H)	30-23, 30-25, 30-23
------	------------	---------------------

## SOUTH FLORIDA

**Series Record: Oregon leads 1-0**

1994	Oregon (N)	15-12, 15-4, 15-8
------	------------	-------------------

## SOUTHERN ILLINOIS

**Series Record: Southern Illinois leads 1-0**

1982	Southern Illinois (N)	15-9, 9-15, 15-9, 14-16, 11-15
------	-----------------------	--------------------------------

## SOUTHERN OREGON

**Series Record: Oregon leads 12-1**

2005	Oregon (H)	30-11, 30-21, 30-20
2004	Oregon (H)	30-19, 30-24, 30-22
1982	Oregon (H)	15-5, 15-2
1980	Oregon (H)	15-6, 15-5
1979	Oregon (H)	11-6, 11-2
	Oregon (A)	15-3, 14-16, 15-10
1978	Oregon (N)	9-15, 15-11, 15-10, 15-9
1977	Oregon	15-13, 15-7, 15-5
	Southern Oregon	15-13, 13-15, 4-15, 15-17
	Oregon (N)	13-15, 15-5, 15-9
1976	Oregon	15-4, 15-3, 15-11
	Oregon (A)	16-14, 15-8, 15-12
1975	Oregon	15-12, 15-8

## SOUTHWEST MISSOURI STATE

**Series Record: Tied 1-1**

1984	Oregon (N)	15-7, 15-13, 15-8
1975	SW Missouri State	10-15, 5-15

## SOUTHWEST OREGON CC

**Series Record: Oregon leads 1-0**

1980	Oregon (H)	15-0, 15-2
------	------------	------------

## STANFORD

**Series Record: Stanford leads 66-4**

2018	Stanford (A)	24-26, 22-25, 25-22, 11-25
	Stanford (H)	25-16, 21-25, 17-25, 15-25
2017	Stanford (A)	14-25, 18-25, 14-25
	Stanford (H)	19-25, 21-25, 23-25
2016	Stanford (A)	22-25, 11-25, 22-25
2015	Stanford (A)	27-25, 23-25, 10-25, 16-25
	Stanford (H)	23-25, 17-25, 18-25
2014	Stanford (H)	23-25, 21-25, 21-25
	Stanford (A)	23-25, 16-25, 25-17, 17-25
2013	Stanford (H)	15-25, 25-20, 23-25, 15-25
	Stanford (A)	22-25, 13-25, 22-25
2012	Stanford (A)	23-25, 25-18, 25-23, 20-25, 10-15
	Stanford (H)	20-25, 22-25, 21-25
2011	Oregon (A)	23-25, 25-20, 25-14, 22-25, 15-9
	Stanford (H)	25-22, 20-25, 21-25, 23-25
2010	Stanford (A)	10-25, 16-25, 21-25
	Stanford (H)	17-25, 16-25, 22-25
2009	Oregon (H)	25-23, 22-25, 30-32, 25-22, 15-11
	Stanford (A)	23-25, 16-25, 23-25
2008	Stanford (A)	21-25, 22-25, 20-25
	Stanford (H)	20-25, 25-19, 22-25, 23-25
2007	Stanford (H)	27-30, 30-32, 20-30
	Stanford (A)	24-30, 30-27, 19-30, 17-30
2006	Stanford (A)	20-30, 18-30, 18-30
	Stanford (H)	26-30, 34-36, 22-30
2005	Stanford (H)	20-30, 23-30, 20-30
	Stanford (A)	28-30, 15-30, 23-30
2004	Stanford (A)	25-30, 17-30, 22-30
	Stanford (H)	22-30, 22-30, 27-30
2003	Stanford (H)	24-30, 31-33, 19-30
	Stanford (A)	10-30, 20-30, 20-30
2002	Stanford (H)	17-30, 9-30, 21-30
	Stanford (A)	21-30, 29-31, 21-30
2001	Stanford (A)	23-30, 22-30, 20-30
	Stanford (H)	25-30, 31-29, 13-30, 18-30
2000	Stanford (H)	6-15, 15-11, 8-15, 12-15, 5-15
	Stanford (A)	8-15, 12-15, 5-15
1999	Stanford (A)	1-15, 1-15, 5-15
	Stanford (H)	2-15, 6-15, 4-15
1998	Stanford (H)	11-15, 1-15, 14-16
	Stanford (A)	2-15, 3-15, 3-15
1997	Stanford (A)	3-15, 2-15, 5-15
	Stanford (H)	7-15, 7-15, 13-15
1996	Stanford (H)	4-15, 2-15, 15-9, 4-15
	Stanford (A)	8-15, 5-15, 3-15
1995	Stanford (A)	8-15, 4-15, 6-15
	Stanford (H)	1-15, 6-15, 3-15
1994	Stanford (H)	6-15, 10-15, 12-15
	Stanford (A)	2-15, 7-15, 9-15
1993	Stanford (A)	6-15, 8-15, 12-15
	Stanford (H)	14-16, 12-15, 10-15
1992	Stanford (H)	10-15, 8-15, 6-15
	Stanford (A)	7-15, 8-15, 6-15
1991	Stanford (A)	11-15, 2-15, 7-15
	Stanford (H)	5-15, 5-15, 7-15
1990	Stanford (H)	5-15, 7-15, 7-15
	Stanford (A)	14-16, 6-15, 11-15
1989	Stanford (A)	6-15, 9-15, 9-15
	Oregon (H)	3-15, 15-9, 9-15, 15-3, 15-8
1988	Stanford (H)	6-15, 5-15, 3-15
	Stanford (A)	7-15, 16-14, 15-5, 8-15, 6-15
1987	Stanford (H)	8-15, 17-19, 11-15
	Stanford (A)	10-15, 4-15, 12-15
	Stanford	6-15, 8-15, 4-15
1986	Oregon (H)	5-15, 10-15, 15-12, 16-14, 15-7
	Stanford (A)	4-15, 15-10, 3-15, 6-15
	Stanford	9-15, 7-15, 15-10, 4-15
1981	Stanford (N)	16-14, 10-15, 3-15
	Stanford (H)	12-15, 14-16
1979	Stanford	3-11, 13-11, 8-11

## STEPHEN F. AUSTIN

**Series Record: Oregon leads 1-0**

2007	Oregon (N)	30-12, 30-22, 30-21
------	------------	---------------------

## ST. JOHN'S

**Series Record: Oregon leads 2-0**

2015	Oregon (N)	25-12, 25-19, 25-22
2014	Oregon (N)	25-18, 20-25, 25-14, 25-18

## TEMPLE

**Series Record: Oregon leads 2-0**

2015	Oregon (A)	25-15, 25-21, 25-16
2003	Oregon (N)	32-34, 30-28, 30-23, 30-22

## TENNESSEE

**Series Record: Oregon leads 3-1**

1995	Tennessee (A)	15-4, 15-8, 15-17, 12-15, 13-15
1994	Oregon (H)	15-5, 15-0, 15-9
1980	Oregon (N)	17-15, 15-11
1973	Oregon	15-11, 15-12

## TEXAS

**Series Record: Texas leads 6-1**

2018	Texas (N)	22-25, 23-25, 25-22, 18-25
2017	Texas (N)	25-23, 17-25, 22-25, 23-25
2016	Texas (H)	17-25, 19-25, 25-19, 19-25
2012	Texas (N) (NCAA Final)	11-25, 24-26, 19-25
1984	Texas (A)	15-7, 6-15, 10-15, 15-11, 10-15
1983	Oregon (N)	15-7, 5-15, 15-12
1981	Texas (N)	4-15, 5-15, 3-15

## TEXAS A&M

**Series Record: Tied 1-1**

1991	Oregon (N)	16-14, 15-3, 15-7
1982	Texas A&M (N)	10-15, 6-15

## TEXAS-ARLINGTON

**Series Record: Oregon leads 2-1**

2001	Oregon (N)	30-23, 26-30, 30-21, 31-29
1986	Oregon (N)	15-11, 16-14, 14-16, 15-10
1978	UT-Arlington	6-15, 10-15

## TEXAS-PAN AMERICAN

**Series Record: Oregon leads 1-0**

2001	Oregon	30-17, 30-16, 30-15
------	--------	---------------------

## TEXAS-SAN ANTONIO

**Series Record: Oregon leads 1-0**

2000	Oregon (A)	15-5, 8-15, 15-7, 15-12
------	------------	-------------------------

## TEXAS STATE

**Series Record: Oregon leads 1-0**

2015	Oregon (A)	25-22, 25-16, 15-19
------	------------	---------------------

## TEXAS TECH

**Series Record: Oregon leads 3-1**

1993	Texas Tech (N)	4-15, 15-11, 12-15, 11-15
1987	Oregon (N)	15-4, 15-11, 15-10
1984	Oregon (N)	15-3, 15-7, 15-5
1982	Oregon (N)	15-13, 5-15, 15-12

## TEXAS WOMEN'S

**Series Record: Texas Women's leads 1-0**

1974	Texas Women's	13-15, 2-15
------	---------------	-------------

## TOLEDO

**Series Record: Oregon leads 1-0**

2012	Oregon (N)	25-14, 25-12, 25-19
------	------------	---------------------

## TREASURE VALLEY CC

**Series Record: Oregon leads 3-0**

1980	Oregon (H)	15-2, 15-2
1979	Oregon (H)	11-0, 11-2
1978	Oregon (H)	15-4, 15-5

## TULANE

**Series Record: Oregon leads 1-0**

2000	Oregon (A)	25-23, 25-21, 25-17
------	------------	---------------------

## UC DAVIS

**Series Record: Oregon leads 1-0-2**

2016	Oregon (H)	25-22, 25-16, 25-10
1981	Tie (N)	13-15, 15-13
1980	Tie (N)	15-9, 11-15

## UC IRVINE

**Series Record: UO leads 2-1**

2008	Oregon (A)	25-20, 25-22, 26-24
2006	Oregon (H)	30-20, 30-16, 30-16
1993	UC Irvine (A)	10-15, 21-19, 15-3, 13-15, 13-15

## UC RIVERSIDE

**Series Record: Oregon leads 2-0**

2010	Oregon (N)	25-16, 25-19, 25-23
2000	Oregon (H)	15-11, 15-3, 15-5

# ALL-TIME OPPONENT SERIES RESULTS

## UC SAN DIEGO

### Series Record: Oregon leads 2-1

1981	Oregon (N)	13-15, 13-15, 15-10, 15-8, 15-4
	Oregon (N)	15-3, 15-6
1978	UC San Diego (N)	8-15, 5-15

## UC SANTA BARBARA

### Series Record: UC Santa Barbara leads 2-1

2012	Oregon (H)	25-17, 25-20, 18-25, 25-16
1983	UCSB (H)	7-15, 10-15
1982	UCSB (H)	4-15, 8-15

## UCLA

### Series Record: UCLA leads 55-13

2018	Oregon (H)	21-25, 25-14, 25-16, 27-25
	Oregon (A)	25-21, 25-18, 25-23
2017	UCLA (A)	25-19, 18-25, 19-25, 21-25
2016	UCLA (A)	16-25, 20-25, 25-18, 13-25
	UCLA (H)	28-26, 23-25, 20-25, 25-21, 9-15
2015	UCLA (H)	22-25, 25-19, 26-28, 27-29
	Oregon (H)	17-25, 25-17, 27-25, 23-25, 15-12
2014	Oregon (H)	25-20, 25-22, 33-31
	UCLA (A)	18-25, 21-25, 25-20, 19-25
2013	Oregon (A)	13-25, 18-25, 27-25, 25-20, 15-9
	Oregon (H)	17-25, 25-21, 25-17, 25-23
2012	Oregon (H)	26-24, 25-23, 25-21
2011	UCLA (A)	21-25, 25-22, 23-25, 19-25
	Oregon (H)	20-25, 23-25, 25-15, 25-18, 15-9
2010	UCLA (A)	23-25, 17-25, 18-25
	UCLA (H)	15-25, 20-25, 25-19, 20-25
2009	UCLA (A)	24-26, 18-25, 25-22, 2-22, 9-15
	Oregon (H)	23-25, 18-25, 25-22, 27-25, 17-15
2008	Oregon (H)	25-22, 23-25, 25-17, 25-21
	Oregon (A)	26-24, 26-24, 18-25, 21-25, 15-13
2007	UCLA (A)	23-30, 19-30, 30-28, 24-30
	Oregon (H)	30-24, 30-28, 30-24
	UCLA (N)	29-31, 30-22, 24-30, 34-36
2006	UCLA (H)	22-30, 13-30, 20-30
	UCLA (A)	25-30, 26-30, 20-30
2005	UCLA (A)	35-33, 15-30, 30-24, 16-30, 12-15
	UCLA (H)	15-30, 23-30, 24-30
2004	UCLA (H)	16-30, 18-30, 18-30
	UCLA (A)	16-30, 22-30, 27-30
2003	UCLA (A)	20-30, 21-30, 34-36
	UCLA (H)	23-30, 20-30, 31-29, 22-30
2002	UCLA (A)	28-30, 24-30, 20-30
	UCLA (H)	24-30, 25-30, 30-28, 27-30
2001	UCLA (A)	23-30, 18-30, 22-30
	UCLA (H)	19-30, 30-25, 16-30, 18-30
2000	UCLA (A)	15-9, 15-10, 15-7
	UCLA (H)	15-6, 15-6, 15-1
1999	UCLA (H)	5-15, 4-15, 5-15
	UCLA (A)	0-15, 4-15, 2-15
1998	UCLA (A)	9-15, 8-15, 15-8, 7-15
	UCLA (H)	15-12, 12-15, 15-12, 4-15, 12-15
1997	UCLA (H)	3-15, 8-15, 13-15
	UCLA (A)	7-15, 7-15, 10-15
1996	UCLA (A)	4-15, 3-15, 14-16
	UCLA (H)	16-14, 12-15, 15-17, 5-15
1995	UCLA (H)	2-15, 15-12, 3-15, 10-15
	UCLA (A)	6-15, 4-15, 8-15
1994	UCLA (A)	10-15, 4-15, 8-15
	UCLA (H)	6-15, 6-15, 9-15
1993	UCLA (H)	13-15, 10-15, 15-13, 8-15
	UCLA (A)	4-15, 7-15, 8-15
1992	UCLA (A)	3-15, 5-15, 8-15
	UCLA (H)	4-15, 7-15, 8-15
1991	UCLA (H)	3-15, 7-15, 8-15
	UCLA (A)	12-15, 6-15, 4-15
1990	UCLA (A)	5-15, 8-15, 8-15
	UCLA (H)	3-15, 2-15, 3-15
1989	UCLA (H)	6-15, 4-15, 7-15
	UCLA (A)	18-16, 13-15, 6-15, 9-15
1988	UCLA (A)	2-15, 2-15, 7-15
	UCLA (H)	3-15, 16-14, 10-15, 7-15
1987	Oregon (H)	15-11, 12-15, 15-4, 15-6
	UCLA (A)	3-15, 5-15, 8-15
1986	UCLA (H)	12-15, 15-9, 11-15, 11-15
	UCLA (A)	9-15, 7-15, 15-12, 9-15
1984	UCLA (A)	10-15, 10-15
1983	UCLA (A)	2-15, 13-15
1981	UCLA (A)	2-15, 3-15
1976	UCLA	1-15, 3-15

## UMPQUA CC

### Series Record: Oregon leads 1-0

1980	Oregon (H)	15-4, 15-6
------	------------	------------

## UNLV

### Series Record: UO Leads 2-1

2008	Oregon (H)	25-22, 25-21, 22-25, 25-12
2002	Oregon (N)	30-23, 30-23, 27-30, 24-30, 15-13
1997	UNLV	15-12, 9-15, 15-0, 12-15, 13-15

## USC

### Series Record: USC leads 53-13

2018	USC (H)	28-30, 23-25, 17-25
	Oregon (A)	26-24, 25-22, 25-20
2017	USC (H)	19-25, 16-25, 25-19, 17-25
2016	Oregon (A)	23-25, 25-23, 25-13, 25-14
	USC (H)	30-28, 22-25, 20-25, 21-25
	USC (H)	18-25, 18-25, 16-25
	USC (A)	17-25, 24-26, 21-25
2014	Oregon (A)	25-16, 26-24, 24-26, 25-17
	Oregon (H)	25-23, 23-25, 25-13, 25-22
2013	USC (A)	20-25, 20-25, 18-25
	USC (H)	23-25, 18-25, 24-26
2012	Oregon (A)	25-19, 25-15, 25-23
2011	USC (A)	15-25, 27-25, 23-25, 21-25
	USC (H)	21-25, 17-25, 23-25
2010	USC (A)	21-25, 20-25, 26-24, 25-23, 10-15
	USC (H)	19-25, 23-25, 25-21, 29-27, 9-15
2009	USC (A)	24-26, 23-25, 28-30
	USC (H)	22-25, 18-25, 19-25
2008	Oregon (H)	25-17, 25-18, 25-16
	USC (A)	21-25, 25-15, 25-12, 25-21, 21-23
2007	USC (H)	25-30, 20-30, 26-30
	Oregon (H)	30-21, 30-26, 28-30, 30-28
2006	USC (H)	30-24, 20-30, 30-25, 27-30, 10-15
	USC (A)	20-30, 30-26, 21-30, 27-30
2005	USC (A)	20-30, 30-28, 15-30, 24-30
	USC (H)	20-30, 19-30, 23-30
2004	USC (H)	19-30, 12-30, 27-30
	USC (A)	23-30, 23-30, 18-30
2003	USC (A)	14-30, 20-30, 16-30
	USC (H)	28-30, 22-30, 16-30
2002	USC (A)	15-30, 14-30, 15-30
	USC (H)	20-30, 21-30, 23-30
2001	USC (A)	30-24, 15-30, 17-30, 18-30
	USC (H)	20-30, 10-30, 20-30
2000	USC (A)	15-8, 15-9, 15-4
	USC (H)	15-5, 15-3, 15-5
1999	USC (H)	3-15, 3-15, 0-15
	USC (A)	3-15, 6-15, 6-15
1998	USC (A)	2-15, 6-15, 7-15
	USC (H)	13-15, 3-15, 7-15
1997	USC (H)	3-15, 8-15, 8-15
	USC (A)	15-12, 10-15, 5-15, 4-15
1996	USC (A)	10-15, 7-15, 10-15
	USC (H)	6-15, 13-15, 7-15
1995	USC (H)	15-10, 7-15, 1-15, 1-15
	USC (A)	9-15, 4-15, 4-15
1994	USC (A)	7-15, 8-15, 12-15
	USC (H)	6-15, 14-16, 6-15
1993	USC (H)	7-15, 11-15, 6-15
	USC (A)	12-15, 6-15, 13-15
1992	USC (A)	11-15, 15-12, 7-15, 7-15
	USC (H)	10-15, 5-15, 9-15
1991	USC (H)	7-15, 15-10, 7-15, 6-15
	USC (A)	10-15, 14-16, 2-15
1990	USC (A)	10-15, 9-15, 15-13, 15-17
	Oregon (H)	16-14, 12-15, 15-12, 15-10
1989	Oregon (H)	17-15, 15-13, 15-9
	USC (A)	8-15, 15-13, 11-15, 11-15
1988	USC (A)	15-11, 9-15, 15-7, 14-16, 13-15
	USC (H)	7-15, 11-15, 16-14, 10-15
1987	Oregon (H)	15-8, 15-2, 10-15, 15-13
	USC (A)	13-15, 3-15, 12-15
1986	Oregon (H)	15-8, 15-12, 15-11
	Oregon (N)	15-9, 15-5, 14-16, 15-4
	Oregon (A)	15-0, 15-13, 15-12
1983	USC (N)	12-15, 3-15
1981	USC (N)	2-15, 3-15

## U.S. INTERNATIONAL

### Series Record: Oregon leads 1-0

1983	Oregon (N)	15-11, 15-10
------	------------	--------------

## UTAH

### Series Record: Oregon leads 13-8

2018	Oregon (H)	25-22, 25-21, 25-20
	Utah (A)	22-25, 18-25, 26-24, 23-25
2017	Oregon (H)	25-18, 21-25, 25-23, 25-22
	Oregon (A)	25-16, 25-13, 16-25, 17-25, 21-19
2016	Utah (H)	22-25, 25-21, 24-26, 15-25
	Oregon (A)	25-27, 27-25, 22-25, 25-20, 15-11
2015	Oregon (H)	23-25, 25-22, 25-20, 19-25, 15-11
	Utah (A)	23-25, 22-25, 25-20, 23-25
2014	Utah (A)	23-25, 25-17, 16-25, 21-25
2013	Oregon (A)	25-23, 21-25, 25-15, 25-15
	Oregon (H)	25-15, 25-19, 25-22
2012	Oregon (H)	25-15, 25-21, 25-22
	Oregon (A)	25-18, 25-17, 25-23
2011	Oregon (A)	25-19, 25-15, 25-21
	Utah (H)	25-13, 22-25, 26-28, 25-17, 8-15
2009	Oregon (A)	22-25, 25-17, 25-20, 25-17
2008	Oregon (H)	25-17, 24-26, 25-15, 25-22
1996	Utah (A)	8-15, 5-15, 6-15
1994	Oregon (H)	15-11, 15-13, 15-5
1989	Oregon (A)	15-7, 15-7, 15-8
1984	Oregon (N)	16-14, 12-15, 15-10, 9-15, 15-4
	Utah (N)	15-17, 15-13, 11-15, 15-9, 8-15
1978	Utah (H)	4-15, 13-15

## UTAH STATE

### Series Record: Oregon leads 5-3

2006	Oregon (N)	30-17, 30-17, 30-17
1998	Utah State (H)	9-15, 14-16, 13-15
1990	Oregon (N)	15-4, 15-11, 10-15, 15-7
1984	Oregon (N)	15-11, 15-1
1983	Oregon (H)	16-14, 15-13, 15-11
1982	Oregon (N)	16-14, 15-13
	Utah State (N)	15-4, 13-15, 10-15
1981	Utah State (N)	8-15, 4-15

## UTAH VALLEY

### Series Record: Oregon leads 3-0

2018	Oregon (H)	25-16, 25-23, 25-12
2009	Oregon (A)	25-20, 25-23, 25-22
2008	Oregon (H)	25-12, 25-18, 25-18

## UTEP

### Series Record: Texas El-Paso leads 1-0

2000	UTEP (N)	2-15, 15-12, 16-14, 15-9
------	----------	--------------------------

## UTSA

### Series Record: UTSA leads 1-0

2015	UTSA (A)	25-21, 23-25, 19-25, 23-25
------	----------	----------------------------

## VICTORIA

### Series Record: Oregon leads 2-0-1

1978	Tie (N)	14-16, 15-8
1974	Oregon (N)	10-1, 10-7
1973	Oregon (N)	15-13, 15-7

## VILLANOVA

### Series Record: Oregon leads 1-0

2003	Oregon (N)	30-27, 30-23, 30-23
------	------------	---------------------

## WAKE FOREST

### Series Record: Wake Forest leads 1-0

1998	Wake Forest (N)	13-15, 13-15, 15-11, 15-12, 11-15
------	-----------------	-----------------------------------

## WASHINGTON

### Series Record: Washington leads 67-24

2018	Oregon (A)	16-25, 25-23, 12-25, 25-20, 15-13
2017	Washington (H)	22-25, 19-25, 24-26
	Washington (A)	25-20, 19-25, 21-25, 26-24, 13-15
2016	Oregon (A)	25-21, 25-8, 25-22
	Washington (H)	20-25, 18-25, 23-25
2015	Washington (A)	20-25, 21-25, 16-25
	Washington (H)	25-20, 25-23, 17-25, 25-17
2014	Washington (A)	20-25, 18-25, 20-25
	Washington (	

# ALL-TIME OPPONENT SERIES RESULTS

2005	Washington (H)	15-30, 30-28, 25-30, 31-29, 14-16
	Washington (H)	18-30, 17-30, 22-30
	Washington (A)	17-30, 16-30, 14-30
2004	Washington (A)	19-30, 15-30, 25-30
	Washington (H)	27-30, 19-30, 20-30
2003	Washington (H)	20-30, 24-30, 19-30
	Washington (A)	14-30, 19-30, 16-30
2002	Washington (A)	19-30, 27-30, 21-30
	Washington (H)	18-30, 18-30, 19-30
2001	Washington (H)	20-30, 23-30, 22-30
	Washington (A)	28-30, 25-30, 26-30
2000	Oregon (A)	11-15, 15-12, 16-14, 15-8
	Washington (H)	15-6, 11-15, 15-13, 15-6
1999	Washington (H)	15-12, 5-15, 11-15, 4-15
	Washington (A)	8-15, 8-15, 8-15
1998	Washington (A)	16-18, 14-16, 15-10, 8-15
	Washington (H)	9-15, 15-12, 12-15, 10-15
1997	Washington (H)	10-15, 9-15, 9-15
	Washington (A)	4-15, 2-15, 6-15
1996	Washington (A)	3-15, 2-15, 8-15
	Washington (H)	6-15, 4-15, 4-15
1995	Washington (H)	5-15, 9-15, 4-15
	Oregon (A)	16-14, 15-10, 15-12
1994	Washington (A)	8-15, 5-15, 9-15
	Washington (H)	17-15, 2-15, 14-15, 12-15
1993	Washington (H)	16-18, 9-15, 15-11, 15-9, 12-15
	Oregon (A)	15-4, 15-10, 15-9
1992	Washington (A)	9-15, 15-13, 13-15, 13-15
	Washington (H)	10-15, 6-15, 7-15
1991	Washington (H)	10-15, 9-15, 7-15
	Washington (A)	8-15, 15-6, 11-15, 2-15
1990	Washington (A)	12-15, 15-13, 10-15, 15-11, 12-15
	Oregon (H)	15-8, 15-11, 15-13
1989	Oregon (H)	4-15, 4-15, 15-11, 15-12, 15-11
	Washington (A)	15-9, 15-6, 4-15, 12-15, 8-15
1988	Washington (A)	11-15, 15-6, 9-15, 9-15
	Washington (H)	15-12, 16-14, 5-15, 11-15, 3-15
1987	Oregon (A)	9-15, 15-6, 15-12, 16-18, 15-11
	Oregon (H)	15-6, 15-10, 15-10
1986	Washington (A)	11-15, 15-4, 6-15, 9-15
	Washington (H)	15-9, 10-15, 4-15, 11-15
1985	Oregon (N)	15-13, 15-8, 15-11
	Oregon	15-8, 15-11, 15-13
1984	Oregon	15-6, 15-5, 15-6
	Oregon (N)	15-9, 15-11, 15-9
1983	Oregon (N)	15-11, 15-4
	Washington	10-15, 15-3, 11-15, 15-5, 12-15
	Oregon	15-10, 15-13, 8-15, 8-15, 16-14
1982	Washington	9-15, 13-15, 7-15
	Oregon	15-4, 15-13, 15-4
1981	Washington	16-14, 13-15, 12-15, 18-16, 14-16
	Washington	13-15, 15-6, 15-9, 10-15, 7-15
1980	Washington	6-15, 6-15, 7-15
	Washington	4-15, 12-15, 5-15
	Washington	9-15, 6-15, 7-15
1979	Washington (N)	9-15, 15-17, 12-15
	Washington	3-15, 15-12, 0-15, 11-15
	Washington	15-9, 15-13, 3-15, 7-15, 2-1
1978	Washington	12-15, 16-14, 8-15
	Washington	13-15, 7-15
	Washington	4-15, 19-17, 8-15
	Washington	0-15, 11-15
1977	Washington	10-15, 9-15, 10-15
	Oregon	13-15, 15-9, 15-8
1976	Oregon	15-8, 15-12
1975	Oregon	15-12, 15-0
1974	Oregon	15-5, 15-7
	Oregon	15-5, 15-7

## WASHINGTON STATE

**Series Record: Oregon leads 55-33-1**

2018	Oregon (H)	22-25, 25-22, 22-25, 25-23, 15-12
2017	Washington State (H)	19-25, 22-25, 25-20, 27-29
	Oregon (A)	22-25, 25-23, 25-16, 17-25, 15-13
2016	Oregon (A)	25-16, 25-20, 21-25, 15-25, 15-8
	Oregon (H)	25-21, 25-10, 25-14
2015	Oregon (A)	25-17, 22-25, 25-19, 25-22
	Oregon (H)	25-20, 25-23, 17-25, 25-17
2014	Oregon (A)	25-18, 17-25, 25-21, 25-19
	Oregon (H)	18-25, 25-17, 25-14, 25-23
2013	Oregon (A)	25-22, 25-22, 25-19
2012	Oregon (H)	25-20, 25-21, 25-12
	Oregon (A)	23-25, 25-23, 25-22, 25-18
2011	Oregon (A)	25-23, 22-25, 26-24, 25-22
	Oregon (H)	21-25, 17-25, 25-8, 25-13, 15-12
2010	Oregon (H)	25-19, 25-13, 25-15
	Oregon (A)	25-21, 25-22, 25-23
2009	Oregon (H)	23-25, 25-18, 25-22, 25-21

2008	Oregon (A)	25-16, 25-20, 20-25, 25-20
	Oregon (A)	25-17, 25-20, 25-12
	Oregon (H)	25-15, 25-23, 25-18
2007	Oregon (H)	30-24, 34-32, 30-22
	Oregon (A)	30-24, 30-24, 30-22
2006	Oregon (A)	30-25, 30-21, 30-25
	Oregon (H)	34-32, 30-12, 30-22
2005	Washington State (H)	21-30, 30-28, 19-30, 38-36, 6-15
	Oregon (A)	30-25, 30-24, 31-29
2004	Oregon (A)	30-20, 30-23, 30-27
	Washington State (H)	30-26, 28-30, 30-25, 25-30, 6-15
2003	Washington State (H)	20-30, 26-30, 25-30
	Washington State (A)	27-30, 19-30, 27-30
2001	Washington State (H)	24-30, 21-30, 22-30
	Washington State (A)	18-30, 23-30, 21-30
2000	Washington State (A)	15-10, 15-11, 15-4
	Washington State (H)	15-12, 15-7, 15-10
1999	Washington State (H)	4-15, 12-15, 10-15
	Washington State (A)	4-15, 0-15, 7-15
1998	Washington State (A)	7-15, 14-16, 4-15
	Washington State (H)	15-13, 5-15, 10-15, 11-15
1997	Washington State (H)	15-10, 10-15, 9-15, 5-15
	Washington State (A)	8-15, 5-15, 8-15
1996	Washington State (A)	7-15, 5-15, 4-15
	Washington State (H)	9-15, 6-15, 14-16
1995	Washington State (H)	15-11, 8-15, 7-15, 7-15
	Washington State (A)	4-15, 4-15, 9-15
1994	Washington State (A)	15-11, 3-15, 7-15, 12-15
	Washington State (H)	12-15, 10-15, 15-5, 5-15
1993	Washington State (H)	15-10, 7-15, 5-15, 9-15
	Washington State (A)	8-15, 9-15, 10-15
1992	Washington State (A)	10-15, 0-15, 10-15
	Washington State (H)	15-9, 3-15, 5-15, 4-15
1991	Washington State (H)	9-15, 9-15, 10-15
	Washington State (A)	8-15, 6-15, 8-15
1990	Oregon (A)	15-9, 13-15, 13-15, 15-6, 15-8
	Washington State (H)	6-15, 13-15, 5-15
1989	Oregon (H)	15-8, 9-15, 15-8, 15-7
	Oregon (A)	15-11, 16-14, 16-14
1988	Washington State (A)	4-15, 7-15, 10-15
	Washington State (H)	11-15, 4-15, 16-18
1987	Oregon (A)	15-13, 15-5, 15-9
	Oregon (H)	15-6, 15-9, 15-8
1986	Oregon (A)	15-2, 15-4, 15-8
	Oregon (H)	15-1, 15-9, 15-9
1985	Oregon (A)	15-4, 15-4, 15-11
	Oregon (H)	15-1, 15-5, 15-6
1984	Oregon (A)	15-3, 15-13, 15-7
	Oregon (H)	15-2, 15-7, 15-9
1983	Oregon (H)	15-2, 15-7, 15-9
	Oregon (A)	15-6, 15-11, 15-11
1982	Oregon (H)	15-4, 15-6, 11-15, 15-8
	Oregon (A)	15-8, 15-10, 15-9
1981	Oregon (N)	15-13, 15-9, 16-14
	Oregon (N)	15-6, 16-14, 10-15, 15-1
1980	Oregon	15-1, 15-11
	Oregon	15-8, 15-4, 15-11
	Oregon	15-5, 15-13, 15-1
1979	Tie (N)	5-15, 15-7
	Oregon	14-16, 5-15, 15-8, 15-10, 15-9
	Oregon (N)	13-15, 15-13, 15-12
	Oregon	15-8, 15-5, 15-9
1978	Oregon	16-14, 15-8
	Washington State	15-10, 13-15, 15-6
	Washington State	15-10, 15-10
	Oregon	6-15, 15-9, 15-13
1977	Oregon	15-13, 8-15, 8-15, 15-11, 15-11
1976	Washington State	15-7, 15-13, 12-15, 5-15, 15-12
	Oregon	16-14, 15-12
1975	Oregon	15-1, 15-13
1974	Oregon	15-8, 15-9
1973	Oregon	15-9, 15-11

## WEBER STATE

**Series Record: Oregon leads 4-1**

1996	Oregon (N)	15-5, 11-15, 15-11, 15-7
1993	Oregon (N)	15-4, 6-15, 15-10, 15-6
1990	Oregon (N)	15-12, 15-4, 15-13
1989	Oregon (N)	16-14, 9-15, 10-15, 15-8, 15-6
1983	Weber State (N)	11-15, 3-15

## WESTERN CAROLINA

**Series Record: Oregon leads 1-0**

2012	Oregon (N)	25-6, 25-19, 25-18
------	------------	--------------------

## WESTERN WASHINGTON

**Series Record: Oregon leads 16-1**

1979	Oregon (N)	15-1, 15-10
1978	Oregon (I)	15-11, 15-4
	Oregon (I)	15-12, 8-15, 15-12
	Oregon (H)	15-6, 15-12
	Western Washington	15-9, 9-15, 16-18, 8-15
	Oregon	9-15, 15-5, 15-6
	Oregon	15-8, 15-8
1977	Oregon	11-15, 15-6, 25-4, 15-9
	Oregon	15-4, 11-15, 15-13, 15-6
1976	Oregon	15-7, 15-11
1975	Oregon (N)	15-4, 15-4
	Oregon (A)	15-4, 15-13
	Oregon	15-13, 16-14
1974	Oregon (N)	10-6, 10-8
	Oregon	15-6, 15-11
1973	Oregon	15-5, 15-7
	Oregon	15-5, 15-4

## WHITWORTH

**Series Record: Oregon leads 3-0**

1980	Oregon (N)	15-13, 15-7
1979	Oregon (N)	15-3, 16-14
1974	Oregon	15-10, 15-9

## WICHITA STATE

**Series Record: Oregon leads 2-0**

2017	Oregon (H)	25-16, 25-19, 25-12
1993	Oregon (H)	15-3, 15-4, 15-7

## WILLAMETTE

**Series Record: Oregon leads 1-0**

1975	Oregon (N)	15-12, 15-0
------	------------	-------------

## WISCONSIN

**Series Record: Tied 1-1**

2015	Wisconsin (A)	18-25, 25-21, 21-25, 19-25
1984	Oregon (N)	15-3, 15-3, 15-2

## WRIGHT STATE

**Series Record: Oregon leads 1-0**

1991	Oregon (N)	4-15, 15-10, 15-3, 15-10
------	------------	--------------------------

## WYOMING

**Series Record: Tied 3-3**

2000	Oregon (N)	15-1, 15-6, 15-12
1995	Wyoming* (A)	15-11, 11-15, 13-15, 15-7, 15-17
	Wyoming (H)	12-15, 15-6, 9-15, 8-15
1992	Wyoming (N)	12-15, 15-9, 9-15, 9-15
1989	Oregon (H)	15-12, 15-5, 6-15, 9-15, 15-8
1979	Oregon (H)	15-7, 15-9

## ALL-TIME LETTERWINNERS

Adams, Mindee.....1988-91	Feola, Kandice.....2003-04	Love, Sharon.....1985	Rogers, Allie.....2014
Adams, Sandi.....1982	Ferris, Kristin.....1999-00	Lubahn, Kris.....1981	Roth, Bettina.....1994
Acevedo, Dariam.....2002	Fiaseu, Tufu.....1998	Lutz, Barb.....1982-83	Rudy, Anne.....1976
Adolph, Tina.....1985-88	Finley, Canace.....2012-13	Madison, Heather.....2003-06	Ruschiensky, Kristen.....1993
Agost, Taylor.....2014-17	Fischer, Katherine.....2009-12	Madrid, Lisa.....1987	Russell, Kelly.....2002-05
Aikins, Sandy.....1972-75	Fitzpatrick, Tracy.....1979-80	Magee, Maddie.....2012	Sandstrom, Linda.....1973
Alleman, Stephanie.....2003-05	Ford, Lisa.....1976-77	Maricic, Gorana.....2007-08	Schmitz, Sally.....1976
Allen, Nicole.....1999	Forristall, Kristen.....2007-08	Martin, Stephanie.....2001	Schnabel, Mary.....1979
Ashen, Shellsy.....2011-14	Frazer, Kirsten.....1980	Mason, Sarah.....2003-04	Scott, Maggie.....2014-17
Bair, Bethany.....2013	Gemoya, Lisa.....1983-84	Matsen, Marje.....1970-72	Shebby, Frankie.....2014-15
Banducci, Amy.....1997-00	Gerlach, Julie.....1998-01	Mayer, Lindsay.....1995-98	Shoemaker, Gayle.....1968-70
Banks, Karen.....1972-75	Gill, Sumeet.....2015-18	Mazza, Halie.....1999-00	Shekell, Peggy.....1978
Barber, LaVada.....1972-73	Gilmore, Heather.....1999-02	McCathren, Stephanie.....1995	Shepherd, Connie.....1984
Barnes, Amy.....1993-96	Gomez, Anna.....1993-94	McClaran, Chris.....1972	Shepherd, Cynthia.....1983-84
Barton, Nancy.....1970	Gotchy, Kimmie.....1976	McCord, Carli.....1999	Sibley, Gail.....1976
Bartruff, Erika.....2005	Graham, Michelle.....1997	McFarlane, Christie.....1977-80	Slick, Kahlei.....1974-75
Baxter, Shawna.....1975-78	Green, Sylvia.....1976	McGinnis, Jennifer.....1989-90	Smith, Vicki.....1976
Beamer, Karen.....1979-81	Gross, Lauren.....2010	McGrath, Molly.....1988-91	Soni, Tina.....1977
Beemer, Monica.....1983	Hajduk, Kenna.....1988	McNally, Kim.....2003-05	Snyder, Stephanie.....1986-89
Bell, Jodi.....2002-03	Hall-Poirier, Marine.....2017	McNutt, Catherine.....1970	Stadler, Sue.....1973-78
Benson, Amanda.....2013-16	Halligan, Carli.....1998-99	Meith, Karissa.....1992-93	Stephen, Debbie.....1973
Bergquist, Carly.....2006	Hammer, Wendy.....1983	Meyers, Heather.....2007-10	Stephenson, Dana.....2008-09
Bergsma, Alaina.....2010-12	Harbour, Sue.....1981-85	Mills, Lynette.....1979	Stevens, Alisha.....2000
Bettendorf, Martenne.....2012-15	Harmon, Sally.....1979	Milosevic, Marija.....2007-08	Stewart, Tia.....1994-97
Bitter, Kristen.....2003-06	Harper, Kate.....1988	Minion, Tanya.....1995-98	Stinson, Mindy.....1973
Blank, Diana.....2000-02	Hattermer, Laurie.....1984	Mintenko, Robbyn.....1975-76	Stone, Lindsey.....2006
Bookout Gonzalez, Natalie.....2011-14	Hedberg, Nicolle.....1990-93	Morris, Rachel.....2007	<b>Stone, Ronika.....2016-</b>
<b>Borup, Taylor.....2018</b>	Henderson, Angee.....1991-94	Mounts, Judy.....1973	Svoboda, Janice.....1970
Bossart, Patty.....1970	Higgins, Kathleen.....1976	Murphy, Lindsay.....2000-02	Svoboda, Katie.....2005-08
Brenner, Liz.....2011-14	Hill, Cathy.....1980-83	Nady, Kacey.....2013-16	Swayne, Anne.....1993
Brorby, Mary.....1971-74	Hojnar, Alex.....2016-17	Nathan, Toni.....1970	Tamasui, Ema.....1984-85
Camp, Monica.....1984-87	Hughes, Gretchen.....1989-92	Nekota, Michele.....1978	Tambe, Stephanie.....1982
Carton, Lisa.....1976	Jacob, Haley.....2009-12	Nelson, Alisa.....2001-02	Tastad, Camryn.....2018
Chambers, Tamra.....1979-81	Jeffery, Julie.....1988-91	Newcombe, Sonja.....2006-09	Temple, Jessica.....1995-97
Charroin, Dawnn.....1988-91	Jensen, Jill.....1986	Nikolic, Tanja.....1998	Terzian, Melissa.....1986-89
Christ, Michelle.....1996-97	Jessup, Katie.....1971-73	Nisle, Shellie.....1998-99	Thompson, Sherry.....1970
Christensen, Christy.....1980	Jessup, Kim.....1977-80	Norton, Laura.....1999	Thomson, Ann.....1976-77
Chute, Sydney.....1999-02	Johnson, Patty.....1973-74	Norton, Tatum.....2012-13	Thrasher, Patrice.....1977
Clark, Dawn.....1980	<b>Johnson, Willow.....2016-</b>	<b>Nuneviller, Brooke.....2018-</b>	Tobbagi, Monique.....1998-01
Closs, Lindsay.....2001-02	Jones, Jaclyn.....2002-05	O'Brien, Mary.....1977-78	Tooker, Rhiannon.....2010
Coleman, Emily.....1993	Karat, Kathie.....1970	Olson, Wendy.....1998	Vander Weide, Lindsey.....2015-18
Conway, Anne.....1992	Kawasaki, Kellie.....2009-12	O'Neil, Katie.....2001-04	Van Sickle, Brooke.....2016-18
Cooper, Therese.....1978-81	Kelly, Mara.....1999-01	Ota, Susan.....1976	Ventre, Diane.....1971-73
Cooper, Penny.....1970	Kent, Andrea.....1983	Paffen, Savannah.....2011	Waddington, Karen.....2004-07
Cordova, Dani.....1994-97	Keoho, Chelsey.....2014-15	Page, Lauren.....2015-18	Warner, Serena.....2013-14
Corwin, Sue.....1976	Kerr, Kalie.....1991-93	Paschke, Becky.....1976	Warren, Stephanie.....1991-92
Crisler, Casey.....1994-97	Kersey, Mary J.....1976	Pasqua, Jennifer.....1990	Waske, Barbara.....1995
Crittenden, Naya.....2013-14	Knab, Kate.....1970	Payne, Susan.....1983-86	Watkins, Ali.....1988-91
Crocker, Debra.....1973	Koenig, Shaunna.....1982-85	Pepe, Alison.....1994-97	Weigel, Lara.....1993-96
Crowston, Michelle.....1985-87	Kramer, Teri.....1984-87	Peterson, Molly.....1980	Westendorf, Lauren.....2001-04
Dalthorp, Ronda.....1981-82	Krebsbach, Michele.....1986-89	Justin Petry.....2004	Westervelt, Jan.....1973
DeHart, Carrie.....1979-81	Krejcha, Lauri.....1984-87	Plum, Lauren.....2010-13	Westrick, Amanda.....2006-09
Demkiw, Tasha.....2005	Krstojevic, Milica.....2011	Pogue, Annie.....1998-99	White, Allison.....1995-98
Dischinger, Kelly.....1981	Kuhn, Denise.....1985-89	Polhemus, Wendy.....1973-74	Widmark, Erika.....2001-02
Djordjevic, Nevena.....2006-09	LaCroix, Betsy.....1984	Portlock, Cathi.....1972-73	Wigmore, Janette.....1970-72
Djuric, Mira.....2005-06	Lass, Lisha.....1979	Poticha, Janis.....1971-72	Wilcox, Robin.....1974-75
Dougherty, Marlita.....1978	Lawrence, Tracy.....1979	Porter, Amanda.....2000-02	Williams, Ariana.....2010-13
Drier, Stephanie.....1986-89	Layton, Patti.....1976	Price, Marcie.....1989-92	Wilson, Sharon.....1970-72
Eakin, Heidi.....1983-85	Leavitt, Allyson.....2003-05	Rafferty, Lori.....1976	Windlin, Eva.....1987-88
Eakin, Liz.....1982	Leer, Christie.....1970	Raskie, August.....2015-18	Wong, Sheri.....1986
Edwards, Shelby.....1994-97	Lehman, Jackie.....1973	Rasmussen, Jolie.....2016-17	Wong, Tasha.....1998
Ekhammer, Karen.....1973	Leonard, Pia.....1970-73	Rausch, Cici.....1976	Woods, LaReina.....1991-94
Elliott, Cherie.....1981-82	Levig, Jocelyn.....2009-10	Rees, Peggy.....1973-76	Young, Beth.....1970-72
Enesi, Neticia.....2006-09	Lesh, Vicki.....1976	Reynolds, Amy.....2001	Young, Kathy.....1974-76
Ensworth, Annetta.....1978-81	Little, Erin.....2003-06	Rice, Mary.....1972-73	Yurkovich, Rachel.....2005
Ernst, Madeline.....1995-98	Logan, Elayne.....1975-76	Riel, Connie.....1982-85	Zuercher, Lynette.....1975-77