

2019 SCHEDULE

February

Friday	15	at #8 Texas Tech	W, 9-4
Saturday	16	at #8 Texas Tech	L, 12-11
Sunday	17	at #8 Texas Tech	L, 6-4
Friday	22	Saint Mary's	W, 3-2
Saturday	23	Saint Mary's	W, 6-2
Saturday	23	Saint Mary's	W, 5-4

March

Friday	1	Loyola Marymount	W, 4-3
Saturday	2	Loyola Marymount	W, 6-0
Sunday	3	Loyola Marymount	W, 7-6
Tuesday	5	at Portland	L, 5-3
Thursday	7	at Hawaii	L, 7-6
Friday	8	at Hawaii	W, 3-1
Saturday	9	at Hawaii	W, 4-3
Sunday	10	at Hawaii	W, 8-7
Tuesday	12	at #6 Oregon State#	L, 7-6
Friday	15	Washington*	L, 9-3
Saturday	16	Washington*	L, 19-3
Sunday	17	Washington*	(10) W, 1-0
Friday	22	#20 Arizona State*	L, 12-2
Saturday	23	#20 Arizona State*	(12) W, 5-4
Sunday	24	#20 Arizona State*	L, 7-3

Tuesday	26	at BYU	5 pm
Wednesday	27	at Utah Valley	5 pm
Friday	29	at Utah*	5 pm
Saturday	30	at Utah*	3 pm
Sunday	31	at Utah*	12 pm

April

Thursday	4	Fresno State	6 pm
Friday	5	Fresno State	6 pm
Saturday	6	Fresno State	4 pm
Sunday	7	Fresno State	12 pm
Tuesday	9	at Oregon State#	5:30 pm
Friday	12	at Washington State*	5:05 pm
Saturday	13	at Washington State*	2:05 pm
Sunday	14	at Washington State*	12:05 pm
Monday	15	at Gonzaga	3 pm
Thursday	18	Stanford*#	7 pm
Friday	19	Stanford*#	4 pm
Saturday	20	Stanford*	12 pm
Friday	26	at California*	7:05 pm
Saturday	27	at California*	3:05 pm
Sunday	28	at California*	1:05 pm
Monday	29	at San Jose State	1:30 pm

May

Friday	3	at Arizona*	6 pm
Saturday	4	at Arizona*	6 pm
Sunday	5	at Arizona*	12 pm
Tuesday	7	Portland	6 pm
Friday	10	Oregon State*#	7 pm
Saturday	11	Oregon State*#	2 pm
Sunday	12	Oregon State*#	12 pm
Tuesday	14	Gonzaga	6 pm
Friday	17	at USC*#	6 pm
Saturday	18	at USC*#	1 pm
Sunday	19	at USC*#	12 pm
Monday	20	at UC Riverside	1 pm
Thursday	23	UCLA*#	6 pm
Friday	24	UCLA*#	6 pm
Sunday	25	UCLA*#	4 pm

All Times Pacific / Home Games in Bold

* Pac-12 Game / # TV Game



Record 12-9

Pac-12 Record 2-4

TUESDAY, MARCH 26

First Pitch: 5 p.m.

ORE Starter: TBA

BYU Starter: TBA

TV: None

Radio: 590 AM (EUG); 910 AM (POR)

Play-by-Play: Todd Miles

WEEK 7 AT BYU

Location.....	Provo, Utah
Stadium.....	Miller Park
Capacity.....	2,204
Live Stats.....	GoDucks.com/Schedule
Online Stream.....	GoDucks.com/Schedule
Audio.....	GoDucks.com/Schedule

SERIES HISTORY

Series Record vs. BYU.....	ORE leads, 6-3
at Provo.....	ORE leads, 1-0
Streak.....	ORE won 4
Longest Streak.....	ORE (W4), BYU (W2)
Last ORE Win.....	3-2 (4/30/17)
Last BYU Win.....	7-5 (3/27/19)

AT UTAH VALLEY

Location.....	Provo, Utah
Stadium.....	Miller Park
Capacity.....	2,204
Live Stats.....	GoDucks.com/Schedule
Online Stream.....	GoDucks.com/Schedule
Audio.....	GoDucks.com/Schedule

SERIES HISTORY

Series Record vs. UVU.....	First Meeting
----------------------------	---------------



Record 17-5

WCC Record 4-2



Record 5-18

WAC Record 2-1

WEDNESDAY, MARCH 27

First Pitch: 5 p.m.

ORE Starter: TBA

UVU Starter: TBA

TV: None

Radio: 590 AM (EUG); 910 AM (POR)

Play-by-Play: Todd Miles

WHAT YOU NEED TO KNOW

Series History - BYU

Oregon leads the all-time series 6-3 including a 4-0 edge since baseball returned to Oregon for the 2009 season. The Ducks swept a three-game series in Eugene in 2011 winning 6-3, 4-2 and 10-0. Oregon also won a midweek game 9-6 in 2017 in Provo.

Series History - Utah Valley

The Ducks and Wolverines will meet for the first time on Wednesday.

Clutch Ducks

UO has made of habit of playing close games with 14 of its 21 games decided by one or two runs. In the one-run games, Oregon is 8-3 with a three walk-off wins and another ninth inning come-from-behind road win. UO won game one of the Saint Mary's series with a walk-off sacrifice fly while winning game three vs. Washington with a 10th-inning walk-off single. The Ducks won game two of the ASU series with a 12th-inning walk-off homer.

RPI and SOS

Heading into the six-day, five-game road trip to Utah, Oregon is ranked 12th in the RPI, while boasting the nation's top strength of schedule. Five of the top 11 teams (Oregon State-1, UCLA-2, Stanford-7, Texas Tech-8, Arizona State-11) are on Oregon's schedule. BYU is ranked 71st (SOS - 176), Utah Valley is ranked 248 (SOS -173) and Utah is ranked 93rd (SOS - 89).

PROBABLE STARTING LINEUP

Position-Player	AVG	HR	RBI	SB	NOTES
C Cameron Campbell	.143	2	5	1	Started 14 games; Missed Washington series
(or) Jakob Goldfarb	.315	0	9	2	7 career starts at C; Started all 5 of Kafka's starts & UW series
1B Gabe Matthews	.370	2	13	1	.455 (5-for-11) vs. Utah in '18; .125 (1-for-8) vs. Utah in '17
2B Max Foxcroft	.130	0	7	3	Started 17 games; No errors in 63 attempts; 4 RBI last 7 games
(or) Kyle Froemke	.250	0	3	0	True FR; Started last 2 games of SMC series at 3B; 2 at UH at 2B
SS Spencer Steer	.338	2	9	4	3-for-7, 4 RBI 2 2B, 4 R vs. Utah in '18; 5-for-12, HR, 3B, 6 RBI in '17
3B Sam Novitske	.277	0	5	5	19 starts at 3B, 2 at 2B; .300 (12-for-40) 8 R in road games
LF Tanner Smith	.268	0	9	3	Walk-off SF vs. SMC; Game winning RBI in 9th on Sun. at UH
(or) Taylor Adams	.294	0	2	3	9 starts; .375 (3-for-8) with RISP; .333 (3-for-9) vs. LHP
(or) Vinny Tosti	.133	0	3	1	1-for-3 in start at TTU; Started 2 games at UH; PH RBI 1B at OSU
CF Jonny DeLuca	.247	0	10	7	7-for-8 SB; 6-for-21 (.286) vs. LHP; Walk-off 1B GM3 vs. UW
RF Jakob Goldfarb	.315	0	9	2	.455 (4-for-11) in 4 games last week; .421 (8-for-19) vs. LHP
(or) Tanner Smith	.268	0	9	3	Walk-off SF vs. SMC; Game winning RBI in 9th on Sun. at UH
DH Aaron Zavala	.278	0	12	1	4 3-hit games in 1st 6; 5 total 3-hit games; 6 multi-hit games
Starting Pitchers	W-L	ERA	IP	K	NOTES
LHP Robert Ahlstrom	3-2	5.68	7	0	0-1, 3.60 in 3 starts; 6 IP, 5 H, 0 R, 1 BB, 8 K vs. ASU
RHP Cullen Kafka	2-1	4.18	28.0	26	vs. Utah in '18; 2 IP, 3 H, 0 R, 0 BB, 2 K; Road: 1-0 3.65 ERA
LHP Cole Stringer	1-0	3.24	16.2	10	Opponents hitting .125 in 2 starts in PK Park in 2019
RHP Kenyon Yovan	0-0	4.50	2.0	1	DNP vs. SMC/LMU/UH; Back-to-back 1st-team All-P12 selections; 2.0 IP at TTU
Relievers	W-L	ERA	APP	S	NOTES
RHP Ryne Nelson	1-0	4.94	6	0	1-0, 1 IP, 1 H vs. Utah in '18; 0-0, 3.38, 10.2 IP, 18 K in 2 relief app.
RHP Keaton Chase	2-0	2.57	11	0	Righties 7-for-31 (.226); Lefties 2-for-12; .174 BAA with runners
RHP Christian Ciuffetelli	0-1	3.97	9	0	.195 BA against; Righties 3-for-23 (.130)
RHP Brett Walker	0-1	6.89	9	1	Started last 2 Sundays; 1st career save in SMC game 3
RHP Peyton Fuller	0-0	3.68	7	0	7.1 IP, 7 H, 4 R, 3 ER, 4 BB, 6 K; .250 b/avg against; DNP vs. ASU
RHP Hunter Breault	0-0	18.00	4	0	22.1 IP, 11 K, 5 BB as a true FR in '18; DNP vs. ASU
RHP Tyler Frazier	0-0	3.86	4	0	Pitched in Hawaii finale, OSU game; UW game 1; ASU game 1
RHP Jack Noble	0-0	9.64	4	0	1st career app at UH; Scoreless inn. at OSU & vs. ASU;
LHP Kolby Somers	0-2	12.00	6	1	2 starts, 4 relief appearances
LHP Nico Tellache	3-1	3.97	11	3	2 saves vs. LMU; 1 save at Hawaii; 2 P12 wins vs. UW & ASU

2019 NUMERICAL ROSTER

No.	Name	Pos.	B/T	Ht.	Wt.	Cl-Exp.	Hometown/Previous Schools
1	Vinny Tosti	OF	R/R	6-0	193	Fr.-HS	Santa Rosa, Calif. (Mater Dei HS)
2	Kyle Froemke	INF	R/R	6-4	190	Fr.-HS	Round Rock, Texas (Round Rock HS)
3	Brett Walker	RHP	R/R	6-3	198	So.-1V	Fresno, Calif. (Clovis North HS)
4	Cameron Campbell	C	R/R	5-9	205	RJr.-RS	Ellensburg, Wash. (Ellensburg HS/ Lower Columbia CC)
5	Jonny DeLuca	OF/INF	S/R	5-11	196	So.-1V	Agoura Hills, Calif. (Agoura HS)
6	James Bell	C/OF	R/R	6-0	203	Fr.-HS	Fresno, Calif. (Clovis North HS)
7	Spencer Steer	INF	R/R	5-11	185	Jr.-2V	Long Beach, Calif. (Millikan HS)
9	Sam Novitske	INF	R/R	5-11	186	Fr.-HS	Pleasanton, Calif. (Foothill HS)
11	A.J. Miller	1B/OF	L/R	6-1	217	Fr.-HS	Petaluma, Calif. (Casa Grande HS)
12	Gabe Matthews	1B	L/R	6-2	218	Jr.-2V	Salem, Ore. (South Salem HS)
13	Aaron Zavala	C/OF	L/R	6-0	199	Fr.-HS	Keizer, Ore. (South Salem HS)
14	Nico Tellache	LHP	L/L	6-0	202	Jr.-2V	Canby, Ore. (Canby HS)
15	Cole Stringer	LHP	L/L	6-0	179	RJr.-2V	Portland, Ore. (Central Catholic HS)
16	Robert Ahlstrom	LHP	L/L	6-2	166	So.-JC	Eugene, Ore. (North Eugene HS/Chemeketa CC)
18	Max Foxcroft	INF	L/R	5-7	154	Fr.-HS	Newport Coast, Calif. (Mater Dei HS)
19	Keaton Chase	RHP	R/R	6-0	174	Fr.-HS	San Diego, Calif. (Helix HS)
20	Evan Williams	OF	R/R	6-0	190	So.-1V	Scottsdale, Ariz. (Horizon HS)
21	Kenyon Yovan	RHP/INF	R/R	6-2	222	Jr.-2V	Beaverton, Ore. (Westview HS)
22	Christian Ciuffetelli	RHP	R/R	6-2	188	Fr.-HS	Irvine, Calif. (Servite HS)
23	Jakob Goldfarb	C/OF	L/R	6-1	196	RSr.-3V	Scottsdale, Ariz. (Desert Mountain HS)
24	Kolby Somers	LHP	L/L	6-0	210	So.-1V	Hillsboro, Ore. (Century HS)
25	Taylor Adams	OF	R/R	6-3	189	RJr.-RS	Lacey, Wash. (Timberline HS/Tacoma CC)
26	Chris May	OF	R/R	6-0	191	RJr.-JC	Encino, Calif. (Crespi HS/College of the Canyons)
27	Tristan Duncan	RHP	R/R	6-3	213	RSO.-SQ	Lakeside, Calif. (El Capitan HS)
29	Ryne Nelson	RHP	R/R	6-3	184	Jr.-2V	Henderson, Nev. (Basic HS)
30	Heath Pickhardt	C	R/R	6-1	182	Fr.-HS	Powell Butte, Ore. (Crook County HS)
31	Tanner Smith	OF	L/R	5-9	182	Fr.-HS	Newport Beach, Calif. (Servite HS)
32	Peyton Fuller	RHP	R/R	6-4	169	So.-1V	Ashland, Ore. (Ashland HS)
33	Cullen Kafka	RHP	R/R	6-4	208	So.-1V	Walnut Creek, Calif. (De La Salle HS)
34	Jason Drees	OF	L/L	5-8	177	Jr.-2V	Stevenson Ranch, Calif. (West Ranch HS)
37	Jack Noble	RHP	R/R	6-1	179	Fr.-HS	Upland, Calif. (Claremont HS)
42	Marco Young	OF	L/L	6-1	170	Jr.-JC	San Diego, Calif. (Del Norte HS/Palomar College)
44	Tyler Frazier	RHP	R/R	6-1	143	Fr.-HS	Corona, Calif. (Santiago HS)
47	Hunter Breault	RHP	R/R	6-2	216	So.-1V	Kapolei, Hawaii (Kamehameha Schools-Kapalama)

COACHING STAFF

- 8 **Head Coach:** George Horton (Cal State Fullerton '78; Cal Lutheran, '80)
 10 (3B) **Associate Head Coach:** Jay Uhlman (Nevada '98)
 39 **Assistant Coach:** Jason Dietrich (Cal State Fullerton '99; Azusa Pacific '01)
 17 (1B) **Assistant Coach:** Mitch Karraker (Oregon '12; Northwest Christian '14)
 46 **Undergraduate Assistant Coach:** Zack Thornton
Director of Operations: Jamie Walton (Oregon '14)

SUPPORT STAFF

- Strength & Conditioning Coach:** Darrell Hunter (Oregon, '13, 1st year)
Athletic Trainer: Tom Embree (Oregon, '84 & '86; 22nd year)
Equipment Manager: John Mitchell (Oregon, '11, 3rd year)

ALPHABETICAL ROSTER

25	Taylor Adams	OF
16	Robert Ahlstrom	LHP
6	James Bell	C/OF
47	Hunter Breault	RHP
4	Cameron Campbell	C
19	Keaton Chase	RHP
22	Christian Ciuffetelli	RHP
5	Jonny DeLuca	OF/INF
34	Jason Drees	OF
27	Tristan Duncan	RHP
18	Max Foxcroft	INF
44	Tyler Frazier	RHP
2	Kyle Froemke	INF
32	Peyton Fuller	RHP
23	Jakob Goldfarb	C/OF
33	Cullen Kafka	RHP
12	Gabe Matthews	1B
26	Chris May	OF
11	A.J. Miller	OF/1B
29	Ryne Nelson	RHP
37	Jack Noble	RHP
9	Sam Novitske	INF
30	Heath Pickhardt	C
31	Tanner Smith	OF
24	Kolby Somers	LHP
7	Spencer Steer	INF
15	Cole Stringer	LHP
14	Nico Tellache	LHP
1	Vinny Tosti	OF
3	Brett Walker	RHP
20	Evan Williams	OF
42	Marco Young	OF
21	Kenyon Yovan	RHP/INF
13	Aaron Zavala	C/OF

PRONUNCIATION GUIDE

Robert Ahlstromall-strum
 Hunter Breaultbro
 Christian Ciuffetelli..... shiff-uh-tell-ee
 Jason Dietrichdee-trick
 Kyle Froemke.....frohm-key
 Cullen Kafka.....calf-kuh
 Sam Novitskeno-vit-ski
 Kolby SomersSummers
 Nico Tellachetell-uh-shay
 Vinny Tostitoss-tee
 Jay Uhlmanuhl-men
 Kenyon Yovanken-yen YO-van
 Aaron Zavalazuh-vol-uh

HEAD COACH GEORGE HORTON



In 10 seasons at the University of Oregon, George Horton has resurrected a dormant Ducks' baseball program and built it into a national power. During his tenure with the Ducks, Horton carries a 358-258-1 record (.581) and has led Oregon to the postseason five times, including four of the last seven seasons. Horton, hired in September 2007, is the Ducks' 12th baseball coach in school history and its first since the program was discontinued following the 1981 season. Overall, Horton has a 1,074-523-2 record (.673) as a head coach and a record of 848-470-2 (.643) in 22 seasons as a Division I head coach.

Under Horton, Oregon made its first modern-era NCAA appearance in just its second season of existence, playing in the NCAA Regionals in 2010. The Ducks topped that effort in 2012, advancing to their first Super Regional and finishing just one win shy of advancing to the College World Series. The successful season by Oregon landed Horton the 2012 Field Turf NCAA Division I Coach of the Year award. UO reached the NCAA Regionals in 2013, 2014 and 2015, winning a school-record 48 games in 2013. From 2012 to 2014, Oregon was just one of eight teams to win 40-plus games in all three seasons. Horton has won at least 40 games in 11 different seasons, including a pair of 50-win seasons. The Ducks came up just shy of the 40-win mark in 2015, but still boasted 38 wins and reached the NCAA tournament after winning 14 of their last 18 games and nine of their last 10 – including a series win over No. 2 UCLA – to earn an at-large bid.

While at Oregon, Horton has coached six players to seven All-America selections (Tyler Anderson - 2011, Ryon Healy - 2013, Jimmie Sherfy - 2013 and 2014, Stephen Nogosek - 2016, David Peterson - 2017 and Kenyon Yovan - 2017), 47 all-conference players, 10 collegiate national team players and 48 Major League Baseball draft picks. Pitchers Tyler Anderson, drafted in the first round of the 2011 MLB Draft (20th overall) by the Colorado Rockies, and David Peterson, drafted in the first round of the 2017 MLB Draft (20th overall) by the New York Mets, were the highest Duck taken in the new era of Oregon baseball. Additionally, the Ducks have had one second-round pick (Madison Boer - 2011), two third-round picks (Garrett Cleavinger - 2015 and Healy - 2013), two fourth-round picks (Josh Graham - 2015 and Matt Krook - 2016) and four fifth-round picks (Scott McGough - 2011, Jake Reed - 2014, Cole Irvin - 2016 and Matt Mercer - 2018).

Prior to Oregon, Horton spent 11 seasons at the helm of national power Cal State Fullerton and led the Titans to the 2004 National Championship. Overall, Horton posted a record of 490-212-1 (.698) with the Titans, and oversaw six appearances in the College World Series, including a pair of back-to-back berths (2003 and 2004, 2006 and 2007). He was named National Coach of the Year by Baseball America in 2003, and garnered the ABCA and Collegiate Baseball National awards following his squad's title run in 2004. He was also a five-time Big West Conference Coach of the Year. Before taking the reins at CSF, Horton worked for six years as an assistant coach for the Titans under legendary college baseball coach Augie Garrido before succeeding him 1997.

Horton also served six years as the head coach at Cerritos College before joining the Titans' staff, compiling a junior college record of 226-53 (.810) from 1985-90.

Horton, who is one of 17 men to have appeared in Omaha as a player (1975) and a head coach, has seen 132 players selected in the Major League Baseball First-Year Draft over his 21 years as a Division I head coach. Of that number, 35 have ascended to the Major Leagues. The most notable among that group include Chad Cordero (Montreal, 2003), Khris Davis (2013, Milwaukee), Brandon Duckworth (Philadelphia, 2001), Reed Johnson (Toronto, 2003), Mark Kotsay (Chicago White Sox, 2006), Mike Lamb (Texas, 2000), Phil Nevin (Houston, 1995), Vinnie Pestano (Cleveland, 2010), Ricky Romero (Toronto, 2009), Aaron Rowand (San Francisco, 2006), Kirk Saarloos (Houston, 2002), Kurt Suzuki (Oakland, 2007) and Justin Turner (Baltimore, 2009).

In 2015, McGough became the first Duck of the new era of Oregon baseball to reach the Major Leagues when the pitcher was called up to the Miami Marlins in late August. Anderson became Horton's second Ducks' big leaguer when the Rockies called him up in June 2016, and Healy became the third a month later when the Athletics promoted him. Jimmie Sherfy joined the group in August 2017 when he joined the Diamondbacks.

In addition to the players who have gone on to play at the professional level, Horton has also had 57 former players or assistants, including five current Division I head coaches, who have landed coaching jobs at various levels.

Horton has also coached 23 players that have competed for the U.S. National Team. Nine of those have come from Horton's Oregon teams, with pitcher Kenyon Yovan becoming the latest to don the red, white and blue. Horton earned the USA Baseball Rod Dedeaux Coach of the Year Award after serving as the head coach for the 2016 Collegiate National Team and was a member of the U.S. coaching staff in 2012.

Horton was a player on the Cerritos College teams in 1972 and 1973. As the Falcons' team captain in 1973, he won the Dallas Moon Award and was a member of the state championship team. Horton played two seasons for Garrido at Cal State Fullerton in 1975 and 1976 and earned All-PCAA honors as both a junior and a senior. He was on the first Fullerton team to go to the College World Series in 1975.

In 1994, Horton was inducted into the California Community College Baseball Coaches Association Hall of Fame. He also was inducted into the Downey High School Hall of Fame in May of 2003 and was honored in 2005 with the Orange County Manager of

the Year Award, given by the Orange Coast Chapter of the Society for Advancement of Management. In October 2013, Horton was inducted into the Cal State Fullerton Hall of Fame as part of the 1995 team before being inducted in 2017 as an individual.

Horton earned his bachelor's degree from Cal State Fullerton in 1978 and a master's from Cal Lutheran in 1980. He and his wife, Francie, have four daughters: Michele, Heather, Loyal and Rebecca, seven granddaughters: Angelica, Alyssa, Kailey, Kendall, Samantha, Calise and Dakota, and two grandsons: Joseph and Gunner.

Horton Year-by-Year

Year	School	Record	Pct.	Postseason
1985	Cerritos College	39-5	.886	State Champion!
1986	Cerritos College	24-14	.632	
1987	Cerritos College	46-5	.902	State Champion!
1988	Cerritos College	38-13	.745	State!
1989	Cerritos College	43-9	.827	State Champion!
1990	Cerritos College	36-7	.837	State!
Cerritos Totals (6 Years)		226-53	.810	
1997	Cal State Fullerton	39-24-1	.617	Regional\$
1998	Cal State Fullerton	47-17	.734	Regional
1999	Cal State Fullerton	50-14	.781	CWS!
2000	Cal State Fullerton	38-21	.644	Regional!
2001	Cal State Fullerton	48-18	.727	CWS!
2002	Cal State Fullerton	37-22	.627	Regional
2003	Cal State Fullerton	50-16	.758	CWS
2004	Cal State Fullerton	47-22	.681	National Champion!
2005	Cal State Fullerton	46-18	.719	Super Regional!
2006	Cal State Fullerton	50-15	.769	CWS!
2007	Cal State Fullerton	38-25	.603	CWS!
Fullerton Totals (11 Years)		490-212-1	.698	
2009	Oregon	13-40*	.245	
2010	Oregon	40-24	.625	Regional
2011	Oregon	33-26-1	.559	
2012	Oregon	46-19	.726	Super Regional
2013	Oregon	48-16	.750	Regional
2014	Oregon	44-20	.688	Regional
2015	Oregon	37-24*	.607	Regional
2016	Oregon	29-26	.527	
2017	Oregon	30-25	.545	
2018	Oregon	26-29	.473	
2019	Oregon	12-9	.571	
Oregon Totals (11 Years)		358-258-1	.581	
Division I Totals (22 Years)		848-470-2	.643	
Collegiate Record (28 Years)		1,074-523-2	.673	

Legend: (!) Conference Champion; (\$) Conference Tournament Champions;

*Oregon's final team record was 14-42 in 2009 and 38-25 in 2015

Coaching Honors

1985	National Junior College Coach of the Year
	South Coast Conference Coach of the Year
1987	National Junior College Coach of the Year
	South Coast Conference Coach of the Year
1989	National Junior College Coach of the Year
	South Coast Conference Coach of the Year
1990	CCCBFA Coach of the Year
	South Coast Conference Coach of the Year
1994	Inducted into California Community College Baseball Coaches Association Hall of Fame
1998	Big West Conference Coach of the Year
1999	Big West Conference Coach of the Year
2003	Baseball America National Coach of the Year
	Inducted into Downey High School Hall of Fame
2004	Collegiate Baseball National Coach of the Year
	ABCA National Coach of the Year
	Big West Conference Coach of the Year
2005	Big West Conference Coach of the Year
2006	Big West Conference Coach of the Year
2012	Field Turf NCAA Division I Coach of the Year
2016	USA Baseball Rod Dedeaux Coach of the Year

NATIONAL POLLS

Baseball America (March 18)			Collegiate Baseball (March 18)			D1Baseball.com (March 18)			NCBWA (March 18)			Perfect Game (March 18)			USA Today Coaches (March 18)		
No.	Team	Record	No.	Team	Record	No.	Team	Record	No.	Team	Record	No.	Team	Record	No.	Team	Record
1	UCLA	14-4	1	NC State	19-1	1	UCLA	14-4	1	UCLA	14-4	1	UCLA	14-4	1	UCLA	14-4
2	Mississippi State	18-2	2	Mississippi State	18-2	2	Mississippi State	18-2	2	Mississippi State	18-2	2	Mississippi State	18-2	2	Oregon State	14-3-1
3	Stanford	12-3	3	UCLA	14-4	3	Stanford	12-3	3	Stanford	12-3	3	Stanford	12-3	2	Stanford	12-3
4	Texas	15-7	4	Oregon State	14-3-1	4	Louisville	16-4	4	Oregon State	14-3-1	4	Oregon State	14-3-1	4	Mississippi State	18-2
5	Vanderbilt	15-5	5	Arizona State	19-0	5	Georgia	18-2	5	Vanderbilt	15-5	5	Louisville	16-4	5	NC State	19-1
6	NC State	19-1	6	Vanderbilt	15-5	6	NC State	19-1	6	Georgia	18-2	6	Vanderbilt	15-5	6	Vanderbilt	15-5
7	Oregon State	14-3-1	7	LSU	15-5	7	Oregon State	14-3-1	7	Louisville	16-4	7	Auburn	18-2	7	Louisville	16-4
8	North Carolina	16-5	8	Stanford	12-3	8	Vanderbilt	15-5	8	Arkansas	17-2	8	NC State	19-1	8	Georgia	18-2
9	Florida	15-7	9	Georgia	16-2	9	Texas	15-7	9	LSU	15-5	9	North Carolina	16-5	9	Arkansas	17-2
10	Louisville	16-4	10	Arkansas	17-2	10	LSU	15-5	10	NC State	19-1	10	Arkansas	17-2	10	Arizona State	19-0
11	Georgia	18-2	11	Coastal Carolina	16-4-1	11	Arkansas	17-2	11	Texas	15-7	11	Texas	15-7	11	LSU	15-5
12	LSU	15-5	12	Auburn	18-2	12	Auburn	18-2	12	Arizona State	19-0	12	Georgia	18-2	12	Auburn	18-2
13	Texas Tech	12-4	13	Florida	15-7	13	Texas A&M	17-5	13	Texas Tech	12-5	13	Florida	15-7	13	North Carolina	16-5
14	East Carolina	15-6	14	Florida State	14-4	14	Florida	15-7	14	Auburn	18-2	14	LSU	15-5	14	Florida	15-7
15	Arkansas	17-2	15	Louisville	16-4	15	Arizona State	19-0	15	North Carolina	16-5	15	Ole Miss	14-6	15	Texas	15-7
16	Auburn	18-2	16	North Carolina	16-5	16	North Carolina	16-5	16	Florida	15-7	16	East Carolina	15-6	16	Coastal Carolina	16-4-1
17	Texas A&M	17-5	17	Texas	15-7	17	Coastal Carolina	16-4-1	17	Florida State	14-4	17	Texas A&M	17-5	17	Texas Tech	12-5
18	Ole Miss	14-6	18	Texas Tech	12-5	18	Ole Miss	14-6	18	Coastal Carolina	16-4-1	18	Texas Tech	12-5	18	Texas A&M	17-5
19	Coastal Carolina	16-4-1	19	Texas A&M	17-5	19	Texas Tech	12-5	19	Texas A&M	17-5	19	Coastal Carolina	16-4-1	19	Florida State	14-4
20	Arizona State	19-0	20	Clemson	14-5	20	East Carolina	15-6	20	Ole Miss	14-6	20	TCU	12-6	20	Ole Miss	14-6
21	Florida State	14-4	21	East Carolina	15-6	21	Florida State	14-4	21	East Carolina	15-6	21	Arizona State	19-0	21	East Carolina	15-6
22	UC Irvine	12-4	22	UC Santa Barbara	14-3	22	TCU	12-6	22	Michigan	13-4	22	Florida State	14-4	22	Tennessee	17-4
23	Michigan	13-4	23	Illinois	13-3	23	UC Irvine	12-4	23	UC Irvine	12-4	23	UC Irvine	12-4	23	Clemson	14-5
24	South Carolina	14-6	24	UC Irvine	12-4	24	Michigan	13-4	24	TCU	12-6	24	Connecticut	11-6	24	Michigan	13-4
25	Clemson	14-5	25	Oklahoma	16-4	25	Oklahoma	16-4	25	Clemson	14-5	25	Oklahoma	16-4	25	Oklahoma	16-4
			26	Baylor	13-5				26	Oklahoma	16-4						
			27	San Diego	14-6				27	Tennessee	17-4						
			28	Ole Miss	14-6				28	UC Santa Barbara	14-3						
			29	Miami	15-5				29	Baylor	13-5						
			30	Michigan	13-4				30	Illinois	13-3						

WEEK-BY-WEEK RANKINGS

Baseball America • Collegiate Baseball • D1Baseball.com • NCBWA • Perfect Game • USA Today Coaches

Team	PRI	2/18	2/25	3/4	3/11	3/18	3/25	4/1	4/8	4/15	4/22	4/29	5/6	5/13	5/20	5/27	Final
BYU																	
FSU																	
GU																	
HAW																	
LMU																	
SAC																	
SJSU																	
TTU	8/4/3/5/4	8/4/3/6/5/NA	8/4/3/6/5/NA	11/10/14/11/11/12	9/7/11/8/9/9	17/18/19/13/18/17											
UCR																	
UP																	
UVU																	
Pac-12	PRI	2/18	2/25	3/4	3/11	3/19	3/26	4/2	4/9	4/16	4/23	4/30	5/7	5/14	5/21	5/28	Final
ARIZ	-26/-32/-/-	-24/-30/-NA															
ASU	-36/+/-/-	-24/-26/-NA	-107/-23/-23	-9/25/20/22/19	20/5/15/12/21/10												
CAL																	
ORE	-31/+/-/-				-11/+30/+/-												
OSU	10/7/8/5/2/5	10/7/7/5/2/NA	10/5/6/3/2/NA	7/3/4/2/1/2	6/3/3/2/1/1	7/4/7/4/4/2											
STAN	7/5/12/8/7/9	7/5/12/8/7/NA	7/8/11/10/7/NA	4/11/6/5/5/5	3/8/4/3/4/4	3/8/3/3/3/3											
UCLA	3/3/5/4/4/7	3/3/4/3/4/NA	3/3/4/4/4/NA	2/6/2/3/3/4	2/6/2/4/3/3	1/3/1/1/1/1											
USC																	
UTAH																	
WASH				-29/+/-/-													
WSU																	

OREGON DUCKS GAME NOTES

Series history vs. BYU

- Oregon leads the all-time series 6-3 including a 4-0 edge since baseball returned to Oregon for the 2009 season.
- The Ducks swept a three-game series in Eugene in 2011 winning 6-3, 4-2 and 10-0
- Oregon also won a midweek game 9-6 in 2017 in Provo.
- BYU won three of five games between the teams from 1968 to 1979.

Series history vs. Utah Valley

- The Ducks and Wolverines will meet for the first time on Wednesday.

Ducks get walk-off win Saturday vs. ASU

- Oregon won game two of the series with Arizona State on Saturday.
- **SO OF Evan Williams** hit a walk-off solo home run in the bottom of the 12th to give Oregon a 5-4 win.
- **SO LHP Robert Ahlstrom** (8) and **JR RHP Ryne Nelson** (10) combined to strike out 18 Sun Devils.

Cardiac kids

- Oregon has made a habit of playing close games with 14 of its 21 games decided by one or two runs.
- In the one-run games, Oregon is 8-3 with a three walk-off wins and another ninth inning come-from-behind road win.
- The Ducks won game one of the Saint Mary's series with a walk-off sacrifice fly while winning the Washington finale with a 10th-inning walk-off single.
- The Ducks won game two of the Arizona State series with a walk-off homer.
- In the Hawaii finale, UO scored three ninth-inning runs to win 8-7.
- Overall, Oregon has come from behind to win six games.

Ducks win game three vs. Washington in walk-off fashion

- Oregon won game three of the series with Washington with its second walk-off of the season.
- **SO CF Jonny DeLuca** delivered an RBI single into right field with two outs on a 3-ball, 2-strike pitch to give Oregon a 1-0 win in 10 innings.
- The walk-off was the second of the season for Oregon.
- **FR LF Tanner Smith** gave Oregon a 3-2 win against Saint Mary's on Feb. 22 with a ninth-inning sacrifice fly.

Comeback falls short at No. 6 Oregon State

- Oregon had the tying run at second and the go-ahead run at first on March 12 at No. 6 Oregon State but couldn't score.
- The Ducks rallied from a 2-0 deficit to take a 4-2 lead and then cut a 7-4 OSU lead to one run.
- **SR RF Jakob Goldfarb** had three hits and scored two runs for Oregon, while **JR 1B Gabe Matthews** finished with two hits and two runs scored.

Matthews leads Ducks to series win at Hawaii

- Oregon won three of four games at Hawaii to claim their first road series of the season.
- **JR 1B Gabe Matthews** batted .571 (8-for-14) to lead the Ducks to the series win.
- **JR SS Spencer Steer** hit .400 (6-for-15) while **FR DH/RF Aaron Zavala** batted .353 and **FR 3B Sam Novitske** hit .300.

Ducks sweep Saint Mary's and Loyola Marymount

- Oregon won all six games against Saint Mary's and Loyola Marymount earlier this season.
- The Ducks batted .287 in the SMC series with two home runs.
- **FR DH Aaron Zavala** led Oregon batting .636 with a pair of 3-hit games.
- **SO CF Jonny DeLuca** hit .400 and swiped two bases.
- Ducks' pitchers held SMC to a .168 batting average and finished with a 2.33 ERA.
- Oregon's three starters -- **JR LHP Cole Stringer**, **JR RHP Ryne Nelson** and **SO RHP Cullen Kafka** -- combined to allow just four earned runs in 18 innings (2.00 ERA) against Saint Mary's.
- **JR 1B Gabe Matthews** and **FR LF/RF Tanner Smith** led the Ducks against LMU with both batting .500.
- **Matthews** went 4-for-8 with a home run, two RBI and three runs scored, while **Smith** was 3-for-6 with three RBI and two runs scored.
- **JR SS Spencer Steer** batted .455 with two home runs, 4 RBI and four runs scored against LMU
- **JR LHP Cole Stringer** threw 6.1 scoreless innings allowing just two hits in Oregon's Saturday shutout of LMU.

- **JR LHP Nico Tellache** picked up his first two career saves in game one and three vs. LMU.

Offense impressive in season-opening series at No. 8 Texas Tech

- Despite losing two of three games at Texas Tech to open the season, Oregon's offensive output was impressive scoring 24 runs.
- Oregon's 24 runs are the most in a series against a top 10 team in school history.
- The Ducks had 15 hits in game one, 14 hits in game two and 13 hits in game three.
- The 42 combined hits were the most in a series against a top-10 team in program history and the second-most hits against any ranked team (45 at Arizona State in 2013).
- It was the most hits in a three-game stretch since 2013 against Arizona State.
- The Ducks' hit .372 (42-for-113) against TTU.
- Six starters hit over .370 for the weekend (**Zavala** .462, **Matthews** .455, **DeLuca** .438, **Steer** .417, **Smith** .417, **Adams** .375).

Ducks tie 70-year old school record in stolen bases

- Oregon stole nine bases in the season opener at Texas Tech to tie a school record that was set on March 30, 1949 against Linfield.
- Oregon swiped 15 bags in the series, the most in three consecutive games since baseball returned in 2009.
- The Ducks stole 13 bases over three straight games twice since 2009 (vs. Nevada March 20-21, 2010 and at Arizona State April 4-7, 2013).
- Six of the 10 Pac-12 players that had multiple SBs during the first weekend were Oregon players.

Ducks among national leaders (as of 3/19/19)

- Oregon is ranked in the top 31 in the nation in two team categories after five weeks of play.
- Oregon is 19th in fielding percentage (.979).
- The Ducks are 31st in shutouts (2).
- **JR 1B Gabe Matthews** is 31st in on base percentage (.526).

Oregon plays 14 games against preseason top 10 teams

- Oregon will play 14 games against teams ranked in the preseason top 10 of the *Baseball America* poll with nine of those being played at PK Park.
- The Ducks opened the season with three games at No. 8 Texas Tech (a fourth game was cancelled because of cold).
- Oregon plays three games, all at PK Park, against No. 3 UCLA.
- UO will host No. 8 Stanford in a three-game series.
- The Ducks play five Civil War games against No. 10 Oregon State with the three Pac-12 Conference games taking place at PK Park.
- UO and OSU play two midweek non-conference games in Corvallis (OSU won game one 7-6 no Tuesday).

Ducks home schedule loaded with quality opponents

- Oregon hosts 27 games at PK Park during the 2019 season, including five Pac-12 Conference series.
- The Ducks opened their home season with back-to-back sweeps of Saint Mary's (Feb. 22-24) and Loyola Marymount (March 1-3), teams from the West Coast Conference.
- Oregon's five Pac-12 series are against Washington (March 15-17), Arizona State (March 22-24), Stanford (April 18-20), Oregon State (May 10-12) and UCLA (May 23-25).
- The Ducks also host a four-game series against Fresno State (April 4-7).
- Oregon plays a pair of single midweek games against WCC teams.
- UO hosts Portland on May 7 and Gonzaga on May 14. The Zags finished the 2018 season 33-24 with a 16-11 WCC record.

Ducks will play 13 TV games in 2019

- Oregon will play 13 games on the Pac-12 Network in 2019.
- All five of Oregon's games against Oregon State will be broadcast on the Pac-12 Network.
- The Ducks' midweek game at OSU on March 12 was their first televised game.
- Oregon's second midweek game in Corvallis on April 9 is its second game broadcast by the Pac-12 Network.
- All three games of Oregon's Pac-12 Conference series against Oregon State (May 10-12), at USC (May 17-19) and vs. UCLA (May 23-25) will be on the

2019 PAC-12 STANDINGS (as of 3/24/19)

	Pac-12			Overall		
	W	L	GB	W	L	T
Stanford	3	0	-	15	3	0
Arizona State	5	1	-	22	1	0
UCLA	5	1	-	17	4	0
Washington	5	1	-	14	5	0
Oregon State	3	3	1.5	16	4	1
Arizona	2	4	2.5	13	10	0
USC	2	4	2.5	8	14	0
Oregon	2	4	2.5	12	9	0
California	2	4	2.5	11	10	0
Utah	1	5	3.5	7	12	0
Washington State	0	3	3.0	6	16	0

2019 Preseason Pac-12 Baseball Coaches Poll

1.	UCLA (8).....	97
2.	Stanford (2).....	90
3.	Oregon State (1).....	85
4.	Arizona.....	67
5.	Washington.....	60
6.	Arizona State.....	59
7.	Oregon.....	49
8.	California.....	37
9.	USC.....	32
10.	Washington State.....	15
11.	Utah.....	14

2019 Television Schedule

Date	Day	Opponent	Network
March 12	Tuesday	at Oregon State	Pac-12 Network
March 9	Tuesday	at Oregon State	Pac-12 Network
April 18	Thursday	Stanford	Pac-12 Network
April 19	Friday	Stanford	Pac-12 Network
May 10	Friday	Oregon State	Pac-12 Network
May 11	Saturday	Oregon State	Pac-12 Network
May 12	Sunday	Oregon State	Pac-12 Network
May 17	Friday	at USC	Pac-12 Network
May 18	Saturday	at USC	Pac-12 Network
May 19	Sunday	at USC	Pac-12 Network
May 23	Thursday	UCLA	Pac-12 Network
May 24	Friday	UCLA	Pac-12 Network
May 25	Saturday	UCLA	Pac-12 Network

Most Strikeouts In A Game (since 2009)

Rk	Name	Date	Opponent	K
1.	David Peterson	4/28/17	Arizona State	20
2.	David Peterson	3/3/17	Mississippi State	17
3.	Kenyon Yovan	4/28/18	USC	15
4.	David Peterson	3/10/17	Santa Clara	14
	Tyler Anderson	3/4/11	Long Beach State	14

2019 Recruiting Class

Name	Pos.	B/T	Ht.	Wt.	Cl.	Hometown (Previous School)
Zach Arnold	SS	R/R	6-2	185	Fr.	Temecula, Calif. (Great Oak HS)
Colin Barber	OF	L/L	6-0	185	Fr.	Chico, Calif. (Pleasant Valley HS)
Addison Berger	RHP	R/R	6-1	175	Fr.	Ross, Calif. (Marin Catholic HS)
Justin Goldstein	RHP	R/R	6-3	175	Fr.	Irvine, Calif. (Beckman HS)
Joshua Kasevich	RHP/3B	R/R	6-2	205	Fr.	Palo Alto, Calif. (Palo Alto HS)
Andrew Mosiello	RHP	R/R	6-2	190	Fr.	Temecula, Calif. (Vista Murrieta HS)
Sebastian Orduno	OF	L/L	5-11	185	Fr.	San Pedro, Calif. (St. John Bosco HS)
Nick Peña	OF	L/L	5-8	175	Fr.	Riverside, Calif. (Martin Luther King HS)
Parker Schmidt	C	R/R	5-11	170	Fr.	Las Vegas, Nev. (Desert Oasis HS)
Tyresse Turner	INF	S/R	5-9	160	Fr.	La Palma, Calif. (Gahr HS)

OREGON DUCKS GAME NOTES

Pac-12 Network.

- The first two games of Oregon's series against Stanford at PK Park (April 18-19) will be televised by the Pac-12 Network.
- Oregon's remaining home games will be available through the Oregon live stream at GoDucks.com.

Ducks roster features a blend of experience and youth

- Oregon returns 18 players from the 2018 team, including six position player starters (counting DH) and two starting pitchers from the weekend rotation.
- The Ducks returned their starters at first base (**Gabe Matthews**), shortstop (**Ryne Nelson** – pitcher only in 2019), third base (**Spencer Steer**) center field (**Jonny DeLuca**), right field (**Jakob Goldfarb**) and designated hitter (**Kenyon Yovan**).
- Two other Ducks (**Evan Williams**, **Jason Drees**) were part-time starters in the outfield last season, while two redshirts (**Taylor Adams**, **Cameron Campbell**) are contributing in 2019.
- Oregon returned its Friday (**Yovan**) and Sunday (**Kolby Somers**) starters, as well as its closer (**Nelson**).
- In addition to **Nelson**, the Ducks also returned five members of the 2018 bullpen (**Hunter Breault**, **Peyton Fuller**, **Cullen Kafka**, **Nico Tellache**, **Brett Walker**) and their Sunday starter from 2017 (**Cole Stringer**), who redshirted in 2018 after making three appearances.
- The Ducks added 16 newcomers, including 13 freshmen. Five of the newcomers are pitchers, while 11 are position players.

Rotation has some options

- Oregon has options on the mound to start games.
- The Ducks have eight pitchers on the staff that have started games, with three of those boasting double-digit starts.
- JR RHP Kenyon Yovan** started 10 games last season, all series openers, and compiled a 6-3 record with a 2.77 ERA in those starts. He has one start this season at Texas Tech, but hasn't pitched since.
- JR LHP Cole Stringer** has started 20 games during his two-plus seasons at Oregon, with 11 of those starts coming in 2017. He started the Friday night game against Saint Mary's, the Saturday game vs. LMU and the Sunday game at Hawaii. He missed his start vs. Washington last weekend.
- Stringer**, who redshirted last season after making three starts, has made 16 weekend starts.
- SO LHP Kolby Somers** made 11 starts as a true freshman, all as a member of the weekend rotation, and has made two Tuesday starts this season.
- SO RHP Cullen Kafka** has made 11 starts in his career, including eight as a member of the weekend rotation.
- Kafka** also made a midweek start against Oregon State, holding the eventual national champs to one run on four hits in 4.2 innings with a season-high five Ks.
- JR RHP Ryne Nelson**, who was Oregon's starting shortstop and closer last season, made one midweek start as a freshman and has four weekend starts this season.
- SO LHP Robert Ahlstrom** has added depth to Oregon's rotations starting games each of the last two series against Hawaii and Washington.
- SO RHP Hunter Breault** started a midweek game as a freshman.

Yovan named to Golden Spikes Award watch list and three preseason All-America Teams

- JR RHP Kenyon Yovan** earned a number of preseason honors heading into the 2019 season.
- Yovan** is one of 55 players on the preseason Golden Spikes Award watch list.
- He was named second-team preseason All-America by both D1Baseball and *Collegiate Baseball* and third-team preseason All-America by the NCBWA.
- Yovan** entered his junior season with a 7-5 career record and a 2.70 ERA with 20 saves.
- His 98 strikeouts last season were the fourth most in school history, trailing only two Major League Baseball first-round draft picks (**David Peterson**, **Tyler Anderson**-twice).
- Yovan's** 15 saves during his freshman season are the fourth most in school history.
- Yovan** ranks second all-time in career saves at Oregon with 20 and is sixth in games finished with 30.
- Yovan** has 135 career strikeouts with just 45 base on balls, while holding opposing hitters to a .206 batting average.
- Yovan** is one of just five Ducks to be named first-team All-Pac-12 Conference in back-to-back seasons since baseball returned to Eugene.
- He was named an All-American following his freshman season by the National Collegiate Baseball Writers Association and *Collegiate Baseball*.
- Named a freshman All-American by *Collegiate Baseball*, *Baseball America*, D1Baseball, the NCBWA and Perfect Game after 2017 season.

Nelson named preseason All-American

- JR RHP Ryne Nelson** was named third-team preseason All-America by *Baseball America* in a vote of MLB scouting directors.

OREGON DUCKS GAME NOTES

Starts

Name	2019	Career
Jakob Goldfarb	16	132
Spencer Steer	21	128
Gabe Matthews	21	124
Jonny DeLuca	21	75
Ryne Nelson	4	60
Kenyon Yovan	1	51
Evan Williams	1	27
Sam Novitske	21	21
Aaron Zavala	21	21
Tanner Smith	17	17
Max Foxcroft	17	17
Cameron Campbell	14	14
Taylor Adams	9	9
Jason Drees	0	6
Kyle Froemke	4	4
Vinny Tosti	4	4
A.J. Miller	2	2

Consecutive Starts

Name:	2019	Total
Gabe Matthews	21	109
Jonny DeLuca	21	53
Spencer Steer	21	45
Sam Novitske	21	21
Aaron Zavala	21	21
Max Foxcroft	7	7
Taylor Adams	5	5
Cameron Campbell	3	3
Evan Williams	1	1

Starting Lineup By Position

Pitcher	2019	Career
Cole Stringer	3	20
Kolby Somers	2	13
Cullen Kafka	6	12
Kenyon Yovan	1	11
Ryne Nelson	4	5
Brett Walker	2	4
Robert Ahlstrom	3	3
Hunter Breault	0	1

Catcher	2019	Career
Cameron Campbell	14	14
Jakob Goldfarb	7	7

First Base	2019	Career
Gabe Matthews	21	103
Kenyon Yovan	0	2

Second Base	2019	Career
Max Foxcroft	17	17
Kyle Froemke	2	2
Sam Novitske	2	2

Third Base	2019	Career
Spencer Steer	0	107
Sam Novitske	19	19
Kyle Froemke	2	2

Shortstop	2019	Career
Ryne Nelson	0	50
Spencer Steer	21	21

Left Field	2019	Career
Evan Williams	0	26
Taylor Adams	9	9
Tanner Smith	8	8
Jakob Goldfarb	0	5
Vinny Tosti	4	4
Jason Drees	0	2

Center Field	2019	Career
Jonny DeLuca	21	75

Right Field	2019	Career
Jakob Goldfarb	9	111
Tanner Smith	9	9
Aaron Zavala	2	2
Evan Williams	1	1

Designated Hitter	2019	Career
Kenyon Yovan	0	41
Gabe Matthews	0	21
Aaron Zavala	19	19
Jakob Goldfarb	0	9
Ryne Nelson	0	6
Jason Drees	0	4
A.J. Miller	2	2

- *Baseball America* ranks **Nelson** as the No. 11 overall collegiate prospect and **Kenyon Yovan** as the No. 25 prospect.
- **Nelson** has made five career starts including his four starts this season.
- In his first start, he threw one inning as a freshman in 2017 in a midweek game at Oregon State.
- **Nelson's** other 23 appearances have come out of the bullpen, including a scoreless 5.2 inning stint against Washington on March 17 where he allowed just three hits while fanning eight and walking one.
- **Nelson** picked up saves in both games of a doubleheader against Washington State on April 6, 2018.
- In both games of the doubleheader, **Nelson** touched 99 miles per hour on the radar gun.
- **Nelson** fanned a career-high six hitters in each of his two three-inning relief outings.

Kafka makes move into weekend rotation

- After spending most of his freshman season pitching out of the bullpen, **SO RHP Cullen Kafka** is a part of Oregon's rotation this season.
- **Kafka** allowed four runs on six hits with three strikeouts and three walks in his first start of the season.
- He went six innings allowing three runs on five hits with three walks and seven Ks in a win over Saint Mary's in his second start.
- **Kafka** made his first Friday night start vs. LMU allowing one run on four hits with 7 Ks and four walks.
- In his second Friday night start at Hawaii, he got the win after allowing just one run on six hits in seven innings with five Ks.
- Last Friday, Kafka gave up seven runs (four earned) on 11 hits in 4.2 innings.
- **Kafka** was 3-2 as a true freshman appearing in 16 games while making six starts.

Goldfarb returns to lead Ducks offense

- **C/OF Jakob Goldfarb** returns for his senior season after leading the Ducks in hitting in 2018.
- The Ducks' three-year letterman batted .308 with six home runs, 29 RBI and a team-high 14 stolen bases as a junior.
- **Goldfarb** has made 132 career starts with 111 in right field, nine at DH, seven at catcher and five in left field.
- **Goldfarb** started 53 games last season, 44 as a freshman in 2015 and 19 as a sophomore in 2016.
- He has started 16 games this season, nine in right field and seven at catcher.
- He redshirted in 2017.
- **Goldfarb** is Oregon's active leader in at bats (503), runs (79), hits (140), doubles (29), home runs (9) and stolen bases (20).
- He earned honorable mention All-Pac-12 Conference honors last season.
- **Goldfarb's** 14 stolen bases in 2018 tied for the ninth most in a single season at Oregon, and he needs five more to crack the career top 10 at Oregon.

Steer returns to give Ducks experience in the infield

- **JR INF Spencer Steer** has started 132 games in the infield during his two-plus seasons at Oregon, with 107 starts coming at third base and 18 at shortstop.
- The Long Beach, Calif., native is the Ducks' active leader in triples (5), RBI (81), HBP (29), multi-hit games (32) and multi-RBI games (23).
- **Steer** ranks fifth all-time at Oregon in multiple-RBI games with 23 and needs two more to pass **A.J. Balta** (2014-17) for fourth.
- His 11 multi-RBI games last season ranks in a tie for sixth all time, while his 10 in 2017 is tied for 10th. He has two this season and needs two more to crack the career top 10.
- He is fourth all-time in HBP with 29 and needs 10 more to pass **Jack Marder** (2010-11) for third.
- **Steer** moved into a tie for ninth in career RBI in the Washington series with 81.

Matthews has started 106 straight games

- **JR 1B Gabe Matthews** heads into the Arizona State series with 106 straight starts, 56 more than any other active Duck.
- **Matthews** has started 99 of those games at first base with the other seven coming at designated hitter.
- The Salem, Ore., native has a career .291 batting average with nine home runs, 64 RBI, 25 doubles and 56 runs scored.
- As a freshman he batted .282 with three home runs.
- As a sophomore, he hit .265 with four homers.

DeLuca sets freshman home run record at Oregon

- **SO CF Jonny DeLuca** set an Oregon freshman record for home runs last season with six.
- **DeLuca** started 54 of Oregon's 55 games in center field last season, including the last 32. He has started all 18 games in 2019 in CF.

2019 Record vs. Teams

Arizona.....	
Arizona State.....	1-2
BYU.....	
California.....	
Fresno State.....	
Gonzaga.....	
Hawaii.....	3-1
Loyola Marymount.....	3-0
Oregon State.....	0-1
Portland.....	0-1
Saint Mary's.....	3-0
San Jose State.....	
Stanford.....	
Texas Tech.....	1-2
UCLA.....	
UC Riverside.....	
USC.....	
Utah.....	
Utah Valley.....	
Washington.....	1-2
Washington State.....	

2019 Record vs. Conferences

Big 12.....	1-2
Big West.....	3-1
Mountain West.....	
Pac-12.....	2-5
West Coast.....	6-1
Western Athletic.....	

2019 Non-Conference Opponent Records (as of 3/24/19)

Team	League	Overall	Conf.
BYU	WCC	17-5	4-2
Fresno State	Mountain West	10-7	2-4
Gonzaga	WCC	9-11	3-3
Hawaii	Big West	10-14	-
Loyola Marymount	WCC	14-8	5-1
Portland	WCC	15-9	1-5
Saint Mary's	WCC	15-9	3-0
San Jose State	Mountain West	14-9	8-4
Texas Tech	Big 12	15-6	1-2
UC Riverside	Big West	7-13	-
Utah Valley	WAC	5-18	2-1
Totals		131-109	29-22

Come From Behind Wins

Date	Opponent	Trailed	Inning	Final
2/15	at Texas Tech	1-0	After 2	9-4
2/22	Saint Mary's	1-0	Middle 6	3-2
2/23	Saint Mary's (Gm2)	3-1	Middle 5	5-4
3/3	Loyola Marymount	6-5	Middle 7	7-6
3/9	at Hawaii	3-1	After 7	4-3
3/10	at Hawaii*	7-5	After 8	8-7

*First 9th inning comeback since May 15, 2015 at Utah

Walk-Offs

Date	Opponent	Player	Score (Inn.)	Play	Final
2/22	Saint Mary's	Smith	2-2 (9)	SF	3-2
3/17	Washington	DeLuca	0-0 (10)	1B	1-0
3/23	Arizona State	Williams	4-4 (12)	HR	5-4

OREGON DUCKS GAME NOTES

- He tied for the team lead with six home runs, while finishing second with 32 RBI last season.

Zavala making instant impact

- True **FR DH Aaron Zavala** has been impressive in Oregon's first 18 games.
- The Salem, Ore., native leads the team in RBI (11) and multi-RBI games (4), while ranking second in hits (22), multi-hit games (6) and third in doubles (4).
- Five of **Zavala's** multi-hit games are 3-hit games.
- His first four 3-hit games came in Oregon's first six games, marking the first time in modern Oregon history that a Duck player has had four 3-hit games in any 6-game stretch.

Novitske excelling in leadoff spot

- True **FR 3B/2B Sam Novitske** has provided a spark at the top of the Oregon lineup.
- **Novitske** has reached base in 17 of 18, including 15 games where he has reached base multiple times.
- In seven of the 18 games, he has reached base three times.
- **Novitske** reached base by hit, walk, HBP in 10 games before reaching on an error in game 11. He followed reaching via H/BB/HBP in the next four.
- After not reaching base in the Washington series opener, he got three hits in game two and reached three times (hit, 2 walks) in game three.
- **Novitske's** stretch of 10 straight games of reaching base (H, BB, HBP) to start a season is the third longest by a leadoff hitter since baseball returned in 2009.
- **Austin Grebeck** reached base safely (H, BB, HBP) in 18 straight games to start the season in 2016 and **Matt Eureste** did it in 13 straight in 2015.
- **Novitske** has a .526 on base percentage.

Smith delivers in the clutch

- Just a handful of games into his career, **FR OF Tanner Smith** has already shown he has the clutch gene.
- The Ducks' lefty delivered a walk-off sacrifice fly in a 3-2 win in game one of the series against Saint Mary's.
- Ten games later, **Smith** broke a 7-7 tie in the top of the ninth inning with a RBI base hit in an 8-7 win in game four of the Hawaii series.

Young guns make big contribution

- Seven freshmen have started games for Oregon in 2019, including four who have started at least 14 games.
- **3B/2B Sam Novitske** and **DH Aaron Zavala** have started all 18 games this season.
- **RF/LF Tanner Smith** has started 15 games split between two outfield spots.
- **2B Max Foxcroft** has started 14 games.
- **3B/2B Kyle Froemke** has started four games, while **LF Vinny Tosti** and **DH A.J. Miller** have one start.
- **C James Bell** saw his first action of the season against Washington playing in all three games.
- Oregon's eight freshmen position players have combined to bat .250 (67-for-268) with nine doubles, one triple, 31 runs scored, 35 RBI and 13 stolen bases.
- They have 14 multi-hit games, including eight 3-hit games.
- Since baseball returned in 2009, 24 freshmen have been in the opening day lineup for the Ducks.
- The 2019 team's four opening day starters tied the 2011 team for the most, while both 2009 and 2010 teams had three freshmen starters.

MISCELLANEOUS

Scoring with 2 outs

Schedule	Runs	w/ 2 outs
at Texas Tech	9	4
at Texas Tech	11	1
at Texas Tech	4	3
Saint Mary's	3	0
Saint Mary's	6	1
Saint Mary's	5	1
Loyola Marymount	4	1
Loyola Marymount	6	1
Loyola Marymount	7	5
at Portland	3	0
at Hawaii	6	2
at Hawaii	3	0
at Hawaii	4	0
at Hawaii	8	1
at Oregon State	6	0
Washington	3	0
Washington	3	0
Washington	1	1
Arizona State	2	2
Arizona State	5	2
Arizona State	3	1
at BYU	-	-
at Utah Valley	-	-
at Utah	-	-
at Utah	-	-
at Utah	-	-
Fresno State	-	-
Fresno State	-	-
Fresno State	-	-
Fresno State	-	-
at Oregon State	-	-
at Washington State	-	-
at Washington State	-	-
at Washington State	-	-
at Gonzaga	-	-
Stanford	-	-
Stanford	-	-
Stanford	-	-
at California	-	-
at California	-	-
at California	-	-
at San Jose State	-	-
at Arizona	-	-
at Arizona	-	-
at Arizona	-	-
Portland	-	-
Oregon State	-	-
Oregon State	-	-
Oregon State	-	-
Gonzaga	-	-
at USC	-	-
at USC	-	-
at USC	-	-
at UC Riverside	-	-
UCLA	-	-
UCLA	-	-
UCLA	-	-
Totals	102	26

True Freshmen to Start on Opening Day

Name	Pos.	Year	Opponent	Game Notes
<i>Max Foxcroft</i>	<i>2B</i>	<i>2019</i>	<i>at Texas Tech</i>	<i>1-5, 2B, RBI, R</i>
<i>Sam Novitske</i>	<i>3B</i>	<i>2019</i>	<i>at Texas Tech</i>	<i>1-4, RBI</i>
<i>Tanner Smith</i>	<i>RF</i>	<i>2019</i>	<i>at Texas Tech</i>	<i>3-4, 2 RBI, 2 R</i>
<i>Aaron Zavala</i>	<i>DH</i>	<i>2019</i>	<i>at Texas Tech</i>	<i>3-5, 2 2B, 2 R</i>
<i>Jonny DeLuca</i>	<i>CF</i>	<i>2018</i>	<i>vs. LMU</i>	<i>2-4, HR, RBI, R</i>
<i>Evan Williams</i>	<i>LF</i>	<i>2018</i>	<i>vs. LMU</i>	<i>0-3</i>
Morgan McCullough	2B	2017	at Fresno State	0-3
<i>Spencer Steer</i>	<i>3B</i>	<i>2017</i>	<i>at Fresno State</i>	<i>1-4, 2B</i>
Travis Moniot	SS	2016	at San Diego State	1-3, 2B, RBI, R
<i>Jakob Goldfarb</i>	<i>RF</i>	<i>2015</i>	<i>at Hawaii</i>	<i>1-4, HR, 2 RBI, R</i>
Jack Kruger	C	2014	at Hawaii	0-4, R
Josh Graham	C	2013	at Hawaii	0-2, HBP
Shaun Chase	LF	2012	at Hawaii	1-4, R
Thomas Walker	3B	2012	at Hawaii	2-4
Ryon Healy	DH	2011	at Hawaii	0-4
Connor Hofmann	LF	2011	at Hawaii	2-4, RBI, R
Aaron Jones	RF	2011	at Hawaii	2-4
Tyler Kuresa	1B	2011	at Hawaii	0-4
J.J. Altobelli	3B	2010	at CS Fullerton	2-4, RBI, R
Ryan Hambright	1B	2010	at CS Fullerton	1-4, 2 R, BB
Jack Marder	RF	2010	at CS Fullerton	0-3, R, BB
Dylan Gavin	3B	2009	at Saint Mary's	0-4
Danny Pulfer	2B	2009	at Saint Mary's	1-4, R
K.C. Serna	SS	2009	at Saint Mary's	2-5, 2B, 2 RBI, R

Consecutive Starts Streaks (Since 2009)

Rk	Player	Years	Streak
1.	Mitchell Tolman	2013-15	128
2.	Ryon Healy	2010-12	127
3.	Kyle Kasser	2017-pr.	110
4.	<i>Gabe Matthews</i>	<i>2017-pr.</i>	<i>109</i>
5.	Aaron Payne	2013-14	83

Career Assists by Outfielders (Since 2009)

Rk	Player	Years	Assists
1.	<i>Jakob Goldfarb</i>	<i>2015-pr.</i>	<i>12</i>
2.	Austin Grebeck	2014-16	11
3.	Aaron Jones	2011-12	8

Career RBI

Rk	Player	Years	No.
1.	Mitchell Tolman	2013-15	128
2.	Ryon Healy	2011-13	118
3.	Kyle Garlick	2011-14	108
4.	J.J. Altobelli	2010-13	91
5.	Tom Dodd	1977-79	90
6.	Don Reynolds	1972-75	89
7.	A.J. Balta	2014-17	88
8.	Guy Krause	1971-74	83
9.	<i>Spencer Steer</i>	<i>2016-pr.</i>	<i>81</i>
	Dave Roberts	1970-72	81

Career Doubles

Rk	Player	Years	No.
1.	Mitchell Tolman	2013-15	47
2.	Ryon Healy	2011-13	43
3.	J.J. Altobelli	2010-13	38
4.	Brett Thomas	2011-13	34
5.	Scott Heineman	2012-15	31
	Danny Pulfer	2009-11	31
7.	Steven Packard	2010, 13-16	30
8.	<i>Jakob Goldfarb</i>	<i>2015-pr.</i>	<i>29</i>
	Kyle Garlick	2011-14	29
10.	<i>Spencer Steer</i>	<i>2017-pr.</i>	<i>27</i>
	Tom Dodd	1977-79	27
	<i>Gabe Matthews</i>	<i>2017-pr.</i>	<i>26</i>

Career Walks (Since 1965)

Rk	Player	Years	No.
1.	Guy Krause	1971-74	133
2.	Mitchell Tolman	2013-15	93
3.	Don Reynolds	1972-75	89
4.	Austin Grebeck	2014-16	87
5.	Kyle Kasser	2015-18	79
	Aaron Payne	2011-14	79
7.	Bob Anderson	1972-75	76
8.	Daniel Patzlaff	2015-18	74
9.	J.J. Altobelli	2010-13	72
10.	<i>Gabe Matthews</i>	<i>2017-pr.</i>	<i>68</i>
	<i>Spencer Steer</i>	<i>2017-pr.</i>	<i>59</i>

Career Hit By Pitches (Since 2009)

Rk	Player	Years	No.
1.	Aaron Payne	2011-14	73
2.	Mitchell Tolman	2013-15	39
3.	Jack Marder	2010-11	38
4.	<i>Spencer Steer</i>	<i>2017-pr.</i>	<i>31</i>
5.	A.J. Balta	2014-17	24
	Mark Karaviotis	2014-16	24

Career Multiple-RBI Games (Since 2009)

Rk	Player	Years	No.
1.	Mitchell Tolman	2013-15	32
2.	Ryon Healy	2011-13	31
3.	Kyle Garlick	2011-14	29
4.	A.J. Balta	2014-17	24
5.	<i>Spencer Steer</i>	<i>2016-pr.</i>	<i>23</i>
6.	Aaron Jones	2011-12	20

Career Multiple-Hit Games (Since 2009)

Rk	Player	Years	No.
1.	Danny Pulfer	2009-11	58
2.	Ryon Healy	2011-13	57
3.	Mitchell Tolman	2013-15	56
4.	J.J. Altobelli	2010-13	52
5.	Kyle Kasser	2015-18	50
6.	KC Serna	2009-11	46
7.	Brett Thomas	2011-13	45
8.	Aaron Payne	2011-14	41
9.	Kyle Garlick	2011-14	37
10.	Aaron Jones	2011-12	34
	<i>Spencer Steer</i>	<i>2016-pr.</i>	<i>33</i>

Drafted Ducks

Player	Year	Team	Rd.	Pick
A.J. Miller	2018	Oakland	37	1,103
Jonny DeLuca	2017	Minnesota	39	1,143
Kolby Somers	2017	Seattle	38	1,143
Spencer Steer	2016	Cleveland	29	872
Kenyon Yovan	2016	Seattle	32	957

HOME RUN BREAKDOWN

CAREER

HOME RUNS

Jakob Goldfarb 9
Gabe Matthews 9
Jonny DeLuca 6
Spencer Steer 6
Kenyon Yovan 3
Cameron Campbell 2
Evan Williams 1

TIED GAME OR GO AHEAD RUN

Spencer Steer 5
Jonny DeLuca 3
Gabe Matthews 3
Kenyon Yovan 3
Jakob Goldfarb 2
Evan Williams 1

SOLO HOME RUNS

Jakob Goldfarb 6
Gabe Matthews 5
Jonny DeLuca 4
Spencer Steer 3
Cameron Campbell 2
Evan Williams 1
Kenyon Yovan 1

2-RUN HOME RUNS

Spencer Steer 4
Gabe Matthews 3
Jonny DeLuca 2
Jakob Goldfarb 1
Kenyon Yovan 1

3-RUN HOME RUNS

Jakob Goldfarb 2
Gabe Matthews 1
Spencer Steer 1
Kenyon Yovan 1

GRAND SLAMS

WITH NO OUTS

Gabe Matthews 6
Jakob Goldfarb 3
Jonny DeLuca 2
Cameron Campbell 2
Kenyon Yovan 1

WITH 1 OUT

Spencer Steer 5
Jonny DeLuca 3
Jakob Goldfarb 2
Evan Williams 1

WITH 2 OUTS

Jakob Goldfarb 4
Gabe Matthews 3

Spencer Steer 3
Kenyon Yovan 2
Jonny DeLuca 1

WITH 0-0 COUNT

Jonny DeLuca 4
Jakob Goldfarb 1
Gabe Matthews 1
Spencer Steer 1
Kenyon Yovan 1

WITH 1-0 COUNT

Jakob Goldfarb 2
Kenyon Yovan 2
Jonny DeLuca 1
Gabe Matthews 1
Spencer Steer 1

WITH 0-1 COUNT

Gabe Matthews 2

WITH 1-0 COUNT

Gabe Matthews 1
Spencer Steer 1

WITH 1-1 COUNT

Spencer Steer 2
Gabe Matthews 1

WITH 2-0 COUNT

Gabe Matthews 2

WITH 2-1 COUNT

Jakob Goldfarb 2
Evan Williams 1

WITH 0-2 COUNT

Jonny DeLuca 1

WITH 1-2 COUNT

Cameron Campbell 1

WITH 2-2 COUNT

Cameron Campbell 1
Gabe Matthews 1
Spencer Steer 1

WITH 3-0 COUNT

Jakob Goldfarb 1

WITH 3-1 COUNT

Jakob Goldfarb 2
Spencer Steer 1

WITH 3-2 COUNT

Jakob Goldfarb 1
Spencer Steer 1

2019

HOME RUNS

Cameron Campbell 2
Gabe Matthews 2
Spencer Steer 2
Evan Williams 1

TIED GAME OR GO AHEAD RUN

Gabe Matthews 2
Spencer Steer 1
Evan Williams 1

SOLO HOME RUNS

Cameron Campbell 2
Spencer Steer 1
Evan Williams 1

2-RUN HOME RUNS

Gabe Matthews 1
Spencer Steer 1

3-RUN HOME RUNS

Gabe Matthews 1

WITH NO OUTS

Cameron Campbell 2

WITH 1 OUT

Spencer Steer 1
Evan Williams 1

WITH 2 OUTS

Gabe Matthews 2
Spencer Steer 1

WITH 1-1 COUNT

Gabe Matthews 1
Spencer Steer 1

WITH 2-0 COUNT

Gabe Matthews 1

WITH 2-1 COUNT

Evan Williams 1

WITH 1-2 COUNT

Cameron Campbell 1

WITH 2-2 COUNT

Cameron Campbell 1

WITH 3-1 COUNT

Spencer Steer 1

PITCHING PROBABLES

Robert AHLSTROM

SO • 6-2 • 166 • LHP

Eugene, Ore. • North Eugene HS/Chemeketa CC

AHLSTROM'S CAREER HIGHS

Career Wins: 3

Innings: 6.0, vs. Arizona State (3/23/19)

Strikeouts: 8, vs. Arizona State (3/23/19)

2019 SEASON


at Texas Tech (Feb. 15): Picked up the win in first career appearance, pitching three innings while allowing two runs on four hits ... **vs. Saint Mary's (Feb. 23):** Threw two innings, giving up a run on two hits ... **vs. Loyola Marymount (March 1):** Struck out three over two innings to earn second win ... **at Hawaii (March 7):** Made first start as a Duck and threw five shutout innings, striking out five and allowing four hits ... **at Hawaii (March 10):** Pitched the final two innings and retired all six batters he faced to get the win, striking out the side in the ninth ... **vs. Washington (March 16):** Fanned five over four innings, but picked up the loss, allowing seven runs on five hits ... **vs. Arizona State (March 23):** Shut out the Pac-12's top offense over six innings, giving up just five hits while striking out a career-high eight.

JUNIOR COLLEGE

Played one season at Chemeketa Community College ... Named the NWAC Southern Region Most Valuable Player ... Earned third-team All-America recognition from the ABCA in the Pacific Association as a utility player ... A first-team All-NWAC selection as a utility player ... Appeared in 12 games, starting 10, throwing two complete games while going 4-3 with a 2.55 ERA ... Struck out 84 while walking just 20 in 63.2 innings of work ... Reached double-digits in strikeouts four times ... Hit .302 with six doubles and 29 runs scored and had a .385 on-base percentage ... Fanned a season-high 13 in a complete-game win over Southwest Oregon C.C. on April 13 ... Coach was JJ Moscalo.

HIGH SCHOOL

A first-team All-Midwestern League selection as a senior ... Went 5-2 with a 2.01 ERA ... Tossed a no-hitter in a win over Marist in May of his senior year, striking out six ... Lettered four years at North Eugene High School ... Earned first-team All-Midwestern League honors as a sophomore and junior ... Also earned letters in football, swimming and wrestling ... High school baseball coach was Corey Nichol森.



Ahlstrom's Career Appearances

2019 - Freshman Season (3 Starts, 8 Appearances)

Date	Opponent (W-L-ND-SV)	IP	H	R	ER	BB	K
2/15	at Texas Tech (W)*	3.0	4	2	2	0	0
2/17	at Texas Tech (L)*	1.0	1	2	2	2	1
2/23	Saint Mary's (ND)*	2.0	2	1	1	1	0
3/1	Loyola Marymount (W)*	2.0	1	1	1	0	3
3/7	at Hawaii (ND)	5.0	4	0	0	0	5
3/10	at Hawaii (W)*	2.0	0	0	0	0	3
3/16	Washington (L)	4.0	5	7	6	3	5
3/23	Arizona State (ND)	6.0	5	0	0	1	8

* Relief Appearance

AHLSTROM'S CAREER STATS

Year	ERA	W	L	App	GS	CG	SHO	CBO	SV	IP	H	R	ER	BB	SO	2B	3B	HR	BF	B/Avg	WP	HBP	BK	SFA	SHA
2019	4.32	3	2	7	3	0	0	0	0	25.0	22	13	12	7	25	2	0	2	105	.237	0	1	1	2	2

PITCHING PROBABLES

Cullen KAFKA

SO • 6-4 • 208 • RHP

Walnut Creek, Calif. • De La Salle HS

KAFKA'S CAREER HIGHS

Career Wins: 5

Innings: 7.0, at Hawaii (3/8/19)

Strikeouts: 7, 2x, last vs. Loyola Marymount (3/1/19)

2019 SEASON

at Texas Tech (Feb. 17): Matched a career-long outing, going 5.1 innings with three strikeouts ... vs. Saint Mary's (Feb. 23): Struck out a career-high seven while pitching a career-long six innings to pick up the win ... vs. Loyola Marymount (March 1): Matched a career-high with seven strikeouts while giving up a run on four hits over five innings in a no-decision ... at Hawaii (March 8): Set a career-high for innings pitched, throwing seven innings and striking out five, allowing just a run on six hits.

2018 SEASON

Made 16 appearances, six of them starts ... Finished 3-2 with a 6.80 ERA and 37 strikeouts to 11 walks in 41 innings ... at UNLV (Feb. 17): Went two innings and gave up four runs on two hits with a strikeout in first career appearance ... vs. Seattle U (Feb. 27): Got the win in first career start, pitching three shutout innings with three strikeouts ... vs. FAU (March 5): Earned second win, allowing three runs on four hits in 5.1 innings while fanning three ... vs. Cal (March 25): Pitched 2.1 shutout innings in relief, striking out one while allowing two hits ... at San Francisco (April 2): Picked up the win, striking out three over two innings of relief ... at Portland (April 25): Went 2.2 scoreless innings out of the bullpen, striking out two and walking none ... vs. Oregon State (May 1): Struck out three over 2.2 shutout innings of relief, giving up two hits ... at UC Irvine (May 5): Gave up a run on two hits while fanning one in 1.2 innings of relief ... vs. Oregon State (May 8): Tied a season-high with five strikeouts in 4.2 innings but took the loss, giving up a run on four hits ... vs. Utah (May 12): Pitched the final two innings in a win, striking out two while allowing no runs on three hits.

HIGH SCHOOL

A two-year letterman at De La Salle High School in Concord, Calif. ... The 39th-ranked right-handed pitcher in California by Perfect Game ... A first-team all-state selection by CalHSsports.com as a senior in 2017 ... Named the East Bay Athletic League Pitcher of the Year ... Also named the San Jose Mercury News' East Bay Player of the Year ... Went 11-1 with a 1.15 ERA and 98 strikeouts in 73.1 innings pitched to lead De La Salle to a CIF North Coast Section championship ... Started and struck out eight over six innings in the title game ... Received honorable mention all-state and all-league recognition in 2016 ... Finished junior season with a 2-1 record and a 1.50 ERA ... A Rawlings-Perfect Game Honorable Mention All-American selection in 2017 ... An Underclassmen High honorable mention selection by Perfect Game in 2015 and 2016 ... High school coach was David Jeans.

SUMMER BALL

Named first-team All-West Coast League with the Yakima Valley Pippins in 2018 ... Went 4-3 with a 2.40 ERA and 50 strikeouts in 45.2 innings pitched over 10 appearances (eight starts) ... Played for the Yakima Valley in 2017 ... Appeared in five games, making three starts, finishing 1-2 with a 4.35 ERA in 20.2 innings.



Kafka's Career Appearances

2018 - Freshman Season (6 Starts, 16 Appearances)

Date	Opponent (W-L-ND-SV)	IP	H	R	ER	BB	K
2/17	at UNLV (ND)*	2.0	2	4	4	2	1
2/27	Seattle (W)	3.0	2	0	0	0	3
3/5	FAU (W)	5.1	4	3	3	1	3
3/11	UC Davis (ND)	3.2	7	6	6	1	3
3/25	California (ND)*	2.1	2	0	0	2	1
4/2	at San Francisco (W)*	2.0	4	2	2	0	3
4/9	Portland (ND)	2.1	8	6	6	2	5
4/25	at Portland (ND)*	2.2	1	0	0	0	2
4/27	USC (ND)*	0.0	0	2	2	2	0
5/1	Oregon State (ND)*	2.2	2	0	0	0	3
5/5	at UC Irvine (ND)*	1.2	2	1	1	0	1
5/8	Oregon State (L)	4.2	4	1	1	2	5
5/12	Utah (ND)*	2.0	3	0	0	0	2
5/18	at UCLA (ND)*	1.2	1	1	1	2	1
5/20	at UCLA (ND)*	2.0	4	2	2	0	2
5/24	Arizona (ND)	3.0	7	4	3	0	2

* Relief Appearance

2019 - Sophomore Season (6 Starts, 6 Appearances)

Date	Opponent (W-L-ND-SV)	IP	H	R	ER	BB	K
2/17	at Texas Tech (ND)	5.1	6	4	4	3	3
2/23	Saint Mary's (W)	6.0	6	3	3	3	7
3/1	Loyola Marymount (ND)	5.0	4	1	1	4	7
3/8	at Hawaii (W)	7.0	6	1	1	1	5
3/15	Washington (L)	4.2	11	7	4	3	4
3/22	Arizona State (L)	3.1	7	6	5	4	3

KAFKA'S CAREER STATS

Year	ERA	W	L	App	GS	CG	SHO	CBO	SV	IP	H	R	ER	BB	SO	2B	3B	HR	BF	B/Avg	WP	HBP	BK	SFA	SHA
2018	6.80	3	2	16	6	0	0	1	0	41.0	53	32	31	14	37	11	3	1	191	.312	1	4	0	1	2
2019	5.17	2	2	6	6	0	0	0	0	31.1	39	22	18	18	29	7	1	5	151	.302	4	3	0	0	1
Totals	6.10	5	4	22	12	0	0	1	0	72.1	92	54	49	32	66	18	4	6	342	.308	5	7	0	1	3

PITCHING PROBABLES

Ryne NELSON

JR • 6-3 • 184 • RHP

Henderson, Nev. • Basic HS

NELSON'S CAREER HIGHS

Career Wins: 4

Innings: 6.0, 2x, last vs. Loyola Marymount (3/3/19)

Strikeouts: 10, vs. Arizona State (3/23/19)

2019 SEASON

Named Baseball America second-team preseason All-America ... **at Texas Tech**

(Feb. 16): Pitched a career-long 4.1 innings and struck out five ... **vs. Saint**

Mary's (Feb. 23): Struck out a career-high nine over a career-long six innings

while not giving up an earned run to pick up the win ... **vs. Loyola Marymount**

(March 3): Fanned eight over six innings while walking three and giving up four

runs on six hits in a no-decision ... **vs. Washington (March 17):** Came out of

the bullpen and threw 5.2 shutout innings while fanning eight ... **vs. Arizona State (March 23):** Struck out a career-high 10 in five innings of relief,

walking just two.

2018 SEASON

Earned Pac-12 All-Academic honorable mention recognition ... Appeared in 16 games on the mound, all out of the bullpen ... Finished 3-1 with a 3.86

ERA and four saves ... Struck out 37 with 14 walks over 23.1 innings ... Did not allow a run over first six appearances, going 7.1 innings and striking out

14 while walking just one over that span ... **at Loyola Marymount (Feb. 25):** Picked up back-to-back strikeouts to earn the save after entering with the

bases loaded and one out to hang on to a two-run lead ... **vs. FAU (March 5):** Struck out three over two hitless innings of relief ... **vs. UC Davis (March**

10): Fanned five over two innings to earn the save ... **vs. Washington State (April 6):** Got the save in both games of the doubleheader, going 1.2 innings

with four strikeouts in game one, before getting two punch-outs in an inning of work in game two ... **at Washington (April 15):** Picked up the win after

throwing three innings with six strikeouts while allowing a run on no hits ... **at UC Irvine (May 6):** Pitched the final two innings of a 10-5 win, with four

strikeouts and two walks ... Offensively, hit .171 with five doubles, seven RBI and 19 runs scored ... **at Loyola Marymount (Feb. 25):** Went 3-for-4

with two runs scored ... **vs. UC Davis (March 9-11):** Hit .500 (6-for-12) with three RBI, a double and four runs scored in the four-game series ... **at San**

Francisco (April 2): Went 2-for-4 with an RBI and a walk in a 5-2 win ... **vs. Washington State (April 6):** Finished 2-for-4 with a double in a 4-2 win.

2017 SEASON

Made nine appearances on the mound, including one start ... Struck out 17 batters while walking five in 13.1 innings with a 4.72 ERA and a 0-1 record ... Did

not allow a run in three appearances with three strikeouts before suffering an injury that kept him off the mound until May 2 ... **at Oregon State (May 2):**

Took the loss in first career start, giving up a run on a hit with two strikeouts and two walks ... **vs. Oregon State (May 12):** Dominated over three innings

of relief, striking out six with one walk to keep the deficit at just one ... At the plate, hit .167 with a double and four runs scored, appearing in 18 games with

six starts ... **at Arizona (April 15):** Picked up first career base hit in a pinch-hitting role ... **vs. Arizona State (April 30):** Recorded first multi-hit game in

a win, going 2-for-4 with a double.

HIGH SCHOOL

A four-year letterman and 2016 graduate of Basic High School ... Named first-team all-state as a utility player as a senior after helping lead Basic to the

Nevada Division I state championship ... Earned second-team All-Sunrise Region honors as both an infielder and pitcher after hitting .415 with 12 doubles

and 20 RBI, while going 7-2 with a 1.91 ERA and 57 strikeouts on the mound ... Delivered a walk-off single to give Basic a 3-2 win in the state quarterfinals

... Selected second-team all-state and first-team All-Sunrise Region as a junior ... Hit .412 with four home runs and 20 RBI along with a record of 6-1 and a

2.03 ERA with 41 strikeouts ... Picked up second-team All-Sunrise Region honors after hitting .350 with one home run, 23 RBI and a .437 on-base-percentage

... High school baseball coach was Scott Baker.



Nelson's Career Appearances

2017 - Freshman Season (1 Start, 9 Appearances)

Date	Opponent (W-L-ND-SV)	IP	H	R	ER	BB	K
2/19	at Fresno State (ND)*	1.2	2	0	0	0	2
2/20	at Fresno State (ND)*	1.0	0	0	0	0	0
2/25	vs. Seton Hall (ND)*	1.0	0	0	0	0	1
5/2	at Oregon State (L)	1.0	1	1	1	2	2
5/9	at Portland (ND)*	1.0	1	1	1	1	2
5/12	Oregon State (ND)*	3.0	1	0	0	1	6
5/17	Loyola Marymount (ND)*	1.0	0	0	0	0	0
5/20	at USC (ND)*	1.2	5	4	2	1	2
5/27	UCLA (ND)*	2.0	5	3	3	0	2

*Relief Appearance

2018 - Sophomore Season (0 Starts, 16 Appearances)

Date	Opponent (W-L-ND-S)	IP	H	R	ER	BB	K
2/25	at Loyola Marymount (S)*	0.2	0	0	0	1	2
3/5	FAU (ND)*	2.0	0	0	0	0	3
3/10	UC Davis (S)*	2.0	2	0	0	0	5
3/18	at Arizona State*	1.0	0	0	0	0	1
3/24	California (ND)*	0.1	0	0	0	0	0
3/26	San Francisco (ND)*	1.1	1	0	0	0	3
3/31	at Stanford (ND)*	2.0	4	3	3	3	3
4/6	Washington State (S)*	1.2	0	0	0	1	4
4/6	Washington State (S)*	1.0	0	0	0	0	2
4/9	Portland (L)*	1.0	3	2	1	1	2
4/15	at Washington (W)*	3.0	0	1	1	3	6
4/21	at Oregon State (ND)*	1.0	1	0	0	0	1
4/29	USC (W)*	2.0	4	1	1	1	1
5/6	at UC Irvine (ND)*	2.0	1	0	0	2	4
5/13	Utah (W)*	1.0	1	0	0	0	0
5/26	Arizona (ND)*	1.1	4	4	4	2	0

*Relief Appearance

2019 - Junior Season (4 Starts, 6 Appearances)

Date	Opponent (W-L-ND-S)	IP	H	R	ER	BB	K
2/16	at Texas Tech (ND)	4.1	7	7	7	4	5
2/23	Saint Mary's (W)	6.0	4	1	0	2	9
3/3	Loyola Marymount (ND)	6.0	6	4	4	3	8
3/9	at Hawaii (ND)	4.0	4	2	2	5	4
3/17	Washington (ND)*	5.2	3	0	0	1	8
3/23	Arizona State (ND)*	5.0	6	4	4	2	10

*Relief Appearance

NELSON'S CAREER STATS

Year	ERA	W	L	App	GS	CG	SHO	CBO	SV	IP	H	R	ER	BB	SO	2B	3B	HR	BF	B/Avg	WP	HBP	BK	SFA	SHA
2017	4.72	0	1	9	1	0	0	1	0	13.1	15	9	7	5	17	3	0	0	61	.273	3	0	0	1	0
2018	3.86	3	1	16	0	0	0	0	4	23.1	21	11	10	14	37	1	0	1	104	.250	2	0	0	1	5
2019	4.94	1	0	6	4	0	0	1	0	31.0	30	18	17	17	44	4	1	2	138	.250	2	0	1	1	0
Totals	4.52	4	2	31	5	0	0	2	4	67.2	66	38	34	36	98	8	1	3	303	.255	7	0	1	3	5

PITCHING PROBABLES

Kolby SOMERS

SO • 6-0 • 210 • LHP

Hillsboro, Ore. • Century HS

SOMERS' CAREER HIGHS

Career Wins: 2

Innings: 6.1 vs. USC (4/29/18)

Strikeouts: 7 vs. Washington (4/15/18)

2019 SEASON

at Texas Tech (Feb. 16): Pitched 0.1 innings and walked three ... at Portland (March 5): Pitched four shutout innings while striking out five and walking one in a no-decision ... at Hawaii (March 8): Picked up first career save, throwing two perfect innings with two strikeouts.

2018 SEASON

Appeared in 16 games, making 11 starts ... Struck out 46 while walking just 13 in 62.1 innings pitched ... Finished 2-7 with a 4.62 ERA ... vs. USC (April 29): Set a career-high with 6.1 shutout innings, giving up just two hits while striking out four and walking one in a no-decision ... at Stanford (March 31): Struck out six over six innings of one-run ball, walking none and giving up just three hits in a loss ... vs. UC Davis (March 10): Faced the minimum in first collegiate start, striking out four over five innings to pick up first career win ... vs. Cal (March 25): Pitched 5.2 innings while striking out three but took the loss ... at UC Irvine (May 6): Got the win after throwing five innings and striking out three while allowing three runs on five hits ... vs. Utah (May 12): Took a no-decision, giving up three runs, two earned, on five hits ... vs. Washington State (April 6): Took the loss, allowing three runs on six hits while fanning four in 5.1 innings ... at Washington (April 15): Fanned a season-high seven with no walks in 4.1 innings while giving up two runs on eight hits in a loss ... vs. Indiana State (Feb. 18): Tossed 1.2 scoreless innings while giving up three hits with two strikeouts in first career appearance ... at Loyola Marymount (Feb. 23): Struck out three in two innings of relief ... at Loyola Marymount (Feb. 25): Went 1.1 innings out of the bullpen, striking out one ... vs. Arizona (May 24): Threw four innings out of the bullpen and fanned two while giving up two runs on four hits.

HIGH SCHOOL

A four-year letterman at Century High School in Hillsboro ... The Oregon 6A State Pitcher of the Year as a senior ... Named a second-team Collegiate Baseball High School All-American ... Earned first-team recognition on the USA Today All-USA Oregon Baseball Team as a pitcher ... Finished with a 1.02 ERA and 93 strikeouts to only seven walks in 48 innings pitched ... Also batted .341 with 15 doubles and 18 RBI with an on-base percentage of .424 ... Named to the Oregon 6A All-State Baseball Team as an outfielder in 2016 ... A 2016 All-Metro League selection as an outfielder and pitcher as a junior ... Selected to USA Today's All-USA Oregon First Team as an outfielder ... Finished 2016 with a 1.70 ERA and 78 strikeouts in 50 innings pitched while also hitting .490 ... Also made the Oregon 6A all-state and all-league teams as a first baseman as a sophomore batting .457 ... On the mound as a sophomore finished with a 2.93 ERA while striking out 62 in 43 innings pitched ... Claimed honorable mention all-league honors as both a pitcher and first baseman as a freshman finishing with a 2.54 ERA and a .356 batting average ... Part of the Kansas City Royals' Area Code Team in 2016 ... High school baseball coach was Mason Wright.

SUMMER BALL

Played for the Corvallis Knights of the West Coast League in 2017 ... Pitched in six games, going 10.2 innings with 10 strikeouts and a 5.06 ERA.

2017 MLB DRAFT

Selected in the 38th round (1,143rd overall) by the Seattle Mariners.



Somers' Career Appearances

2018 - Freshman Season (11 Starts, 16 Appearance)

Date	Opponent (W-L-ND-SV)	IP	H	R	ER	BB	K
2/18	vs. Indiana State (ND)*	1.2	3	0	0	0	2
2/23	at Loyola Marymount (ND)*	2.0	2	1	1	1	3
2/25	at Loyola Marymount (ND)*	1.1	2	1	0	0	1
3/5	FAU (ND)*	0.2	1	1	1	0	0
3/10	UC Davis (W)	5.0	2	0	0	0	4
3/18	at Arizona State (L)	3.1	7	4	4	1	1
3/25	California (L)	5.2	6	5	2	2	3
3/31	at Stanford (L)	6.0	3	1	1	0	6
4/8	Washington State (L)	5.1	6	3	3	3	4
4/15	at Washington (L)	4.1	8	2	2	0	7
4/21	at Oregon State (L)	2.2	10	6	6	0	2
4/29	USC (ND)	6.1	2	0	0	1	4
5/6	at UC Irvine (W)	5.0	5	3	3	1	3
5/13	Utah (ND)	5.1	5	3	2	2	1
5/20	at UCLA (L)	3.2	5	7	5	2	3
5/24	Arizona (ND)*	4.0	4	2	2	0	2

* Relief Appearance

2019 - Sophomore Season (2 Starts, 6 Appearances)

Date	Opponent (W-L-ND-SV)	IP	H	R	ER	BB	K
2/16	at Texas Tech (L)*	0.1	1	2	2	3	0
3/5	at Portland (ND)	4.0	3	0	0	1	5
3/8	at Hawaii (S)*	2.0	0	0	0	0	2
3/12	at Oregon State (L)	2.0	5	6	6	3	4
3/15	Washington (ND)*	0.1	0	2	2	2	1
3/22	Arizona State (ND)*	0.1	0	2	2	1	1

* Relief Appearance

SOMERS' CAREER STATS

Year	ERA	W	L	App	GS	CG	SHO	CBO	SV	IP	H	R	ER	BB	SO	2B	3B	HR	BF	B/Avg	WP	HBP	BK	SFA	SHA
2018	4.62	2	7	16	11	0	0	0	0	62.1	71	39	32	13	46	9	3	5	270	.293	4	5	1	4	6
2019	12.00	0	2	6	2	0	0	0	1	9.0	9	12	12	10	13	0	0	0	46	.257	3	1	0	0	0
Totals	5.55	2	9	22	13	0	0	0	1	71.1	80	51	44	23	59	9	3	5	316	.289	7	6	1	4	6

Cole STRINGER

JR • 6-0 • 179 • LHP

Portland, Ore. • Central Catholic HS

STRINGER'S CAREER HIGHS

Wins: 7

Innings: 7.0, 2x, last at Fresno State (2/19/17)

Strikeouts: 8, at Fresno State (2/19/17)

2019 SEASON

vs. Saint Mary's (Feb. 22): Struck out six over six innings in first appearance in nearly a year, giving up an earned run on three hits ... **vs. Loyola Marymount (March 2):** Went 6.1 shutout innings while allowing just two hits and striking out three to get the win.

2018 SEASON

Redshirted after starting three games before suffering a season-ending injury ... Went 0-2 with a 6.23 ERA with six strikeouts over 13 innings ... **at UNLV (Feb. 17):** Went 4.2 innings and suffered the loss, striking out two while giving up four runs on seven hits ... **at Loyola Marymount (Feb. 24):** Allowed just one run on four hits over five innings, taking a no-decision at Loyola Marymount ... **vs. FAU (March 3):** Took the loss, going 3.1 innings and allowing four runs on four hits with three strikeouts.

2017 SEASON

Made 11 starts in 16 appearances as a sophomore ... Went 4-3 with a 3.80 ERA in 66.1 innings with 41 strikeouts and 13 walks ... at Fresno State (Feb. 17): Struck out a career-high eight batters over seven innings of one-run ball to pick up the win ... **vs. Mississippi State (March 5):** Got the no-decision after allowing three earned runs on eight hits over 5.1 innings with three strikeouts ... **vs. Santa Clara (March 12):** Earned the win, throwing 5.2 shutout innings with three strikeouts and one walk, giving up four hits ... **at Cal (March 19):** Suffered first loss of the season after pitching four innings, allowing two runs on four hits, striking out two and walking two ... **at Utah (April 2):** Threw six innings of relief with four strikeouts while giving up six runs, five earned, on seven hits in loss ... **vs. Portland (April 11):** Went four innings allowing just one earned run on one hit with five strikeouts and one walk to pick up the win ... **at Arizona (April 14):** Pitched 1.1 scoreless innings of relief with one strikeout ... **vs. Stanford (April 23):** Came out of the bullpen and went 4.1 innings with three strikeouts and a walk while giving up two earned runs on five hits ... **vs. Arizona State (April 30):** Picked up the win, pitching 5.2 innings, allowing just one earned run on three hits with three strikeouts and no walks ... **at Washington State (May 7):** Pitched well for second straight start, going 5.1 shutout innings with four strikeouts in a no-decision ... **at USC (May 21):** Took no-decision after pitching six innings with three strikeouts and no walks, allowing two runs on five hits at USC.

2016 SEASON

Appeared in 15 games, making three starts ... Finished the year 2-2 with a 3.81 ERA in 26 innings with 20 strikeouts ... vs. Oregon State (April 18): Impressed with three scoreless innings of relief with two strikeouts ... **vs. Oregon State (April 27):** Earned first career start in the second of five Civil War match-ups, throwing two scoreless innings with three strikeouts while earning the win ... **vs. San Diego (May 2):** Picked up the win with a strong start against San Diego in Hillsboro, Ore. allowing just two runs in seven-plus innings with a pair of strikeouts ... **vs. Gonzaga (May 10):** Suffered the loss, allowing five runs on five hits with three strikeouts over 5.1 innings ... **at Oregon State (May 14-15):** Did not allow a run over two relief appearances, throwing 1.2 innings and allowing just one hit ... **vs. Arizona (May 22):** Provided stellar relief against Arizona with three scoreless innings while striking out a pair.

HIGH SCHOOL

A native of Portland, Ore., and a three-year letterman at Central Catholic High School ... Earned first-team all-league and second-team all-state recognition as well as honorable mention All-American honors from Perfect Game as a senior ... Played in the 2015 Oregon All-Star Series and was named the North's Most Outstanding Pitcher ... Earned second-team all-league and all-state honorable mention honors as a junior and first-team all-league recognition as a sophomore ... High school coach was Dan Floyd.



2016 - Freshman Season (3 Starts, 15 Appearances)

Date	Opponent (W-L-ND-SV)	IP	H	R	ER	BB	K
2/21	at San Diego State (ND)*	0.0	1	1	1	0	0
4/6	Portland (ND)*	1.0	0	0	0	0	3
4/13	vs. Portland (ND)*	1.0	1	1	0	1	1
4/18	Oregon State (ND)*	3.0	2	0	0	0	2
4/23	at UCLA (ND)*	0.1	2	2	2	0	1
4/27	Oregon State (W)	2.0	0	0	0	0	3
5/2	vs. San Diego (W)	7.0	7	2	2	2	2
5/7	at Arizona State (ND)*	0.2	0	0	0	0	1
5/10	Gonzaga (L)	5.1	5	5	5	2	3
5/14	at Oregon State (ND)*	1.1	1	0	0	0	0
5/15	at Oregon State (ND)*	0.1	0	0	0	0	0
5/17	Portland (ND)*	1.0	0	0	0	0	2
5/22	Arizona (ND)*	3.0	2	0	0	2	2
5/26	at Stanford (L)*	0.0	2	1	1	1	0
5/28	at Stanford (ND)*	0.0	1	0	0	0	0

* Relief Appearance

2017 - Sophomore Season (11 Starts, 16 Appearances)

Date	Opponent (W-L-ND-SV)	IP	H	R	ER	BB	K
2/19	at Fresno State (W)	7.0	6	1	1	2	8
2/25	at San Diego (ND)	4.0	6	2	2	1	0
3/5	Mississippi State (ND)	5.1	8	3	3	0	3
3/12	Santa Clara (W)	5.2	4	0	0	1	3
3/19	at California (L)	4.0	4	2	2	2	2
3/26	Washington (ND)*	1.0	3	2	2	0	0
4/2	at Utah (ND)*	6.0	7	6	5	1	4
4/11	Portland (W)	4.0	1	1	1	1	5
4/14	at Arizona (ND)*	1.1	1	0	0	0	1
4/15	at Arizona (ND)*	0.2	1	1	1	2	0
4/23	Stanford (ND)*	4.1	5	2	2	1	3
4/30	Arizona State (W)	5.2	3	1	1	0	3
5/7	at Washington State (ND)	5.1	5	0	0	0	4
5/13	Oregon State (L)	4.0	5	2	2	2	2
5/21	at USC (ND)	6.0	5	2	2	0	3
5/27	UCLA (L)	2.0	6	4	4	0	0

* Relief Appearance

2018 - Redshirt Season (3 Starts, 3 Appearances)

Date	Opponent (W-L-ND-SV)	IP	H	R	ER	BB	K
2/17	at UNLV (L)	4.2	7	4	4	0	2
2/24	at Loyola Marymount (ND)	5.0	4	1	1	1	1
3/3	FAU (L)	3.1	4	4	4	3	3

2019 - Junior Season (3 Starts, 3 Appearances)

Date	Opponent (W-L-ND-SV)	IP	H	R	ER	BB	K
2/22	Saint Mary's (ND)	6.0	3	1	1	2	6
3/2	Loyola Marymount (W)	6.1	2	0	0	2	3
3/10	at Hawaii (ND)	4.1	8	5	5	3	1

STRINGER'S CAREER STATS

Year	ERA	W	L	App	GS	CG	SHO	CBO	SV	IP	H	R	ER	BB	SO	2B	3B	HR	BF	B/Avg	WP	HBP	BK	SFA	SHA
2016	3.81	2	2	15	3	0	0	0	0	26.0	24	12	11	9	20	4	0	3	109	.255	3	2	1	0	4
2017	3.80	4	3	16	11	0	0	1	0	66.1	70	29	28	13	41	15	1	6	277	.281	2	7	0	5	3
2018	6.23	0	2	3	3	0	0	0	0	13.0	15	9	9	4	6	4	0	0	57	.300	1	1	0	1	1
2019	3.24	1	0	3	3	0	0	1	0	16.2	13	6	6	7	10	3	0	0	72	.220	1	4	0	0	2
Totals	3.98	7	7	37	20	0	0	2	0	122.0	122	56	54	33	77	26	1	9	515	.270	7	14	1	6	10

PITCHING PROBABLES

Brett WALKER

SO • 6-3 • 198 • RHP

Fresno, Calif. • Clovis North HS

WALKER'S CAREER HIGHS

Wins: 0

Innings (Starter): 3.0, 2x, last vs. Arizona State (3/24/19)

Strikeouts: 3, vs. Washington (3/17/19)

2019 SEASON

at Texas Tech (Feb. 15): Pitched two innings in season-opening win, allowing a run on four hits while striking out two ... **vs. Saint Mary's (Feb. 22):** Threw two scoreless innings of relief with one strikeout ... **vs. Saint Mary's (Feb. 23):** Earned first career save, pitching two shutout innings without giving up a hit, fanning two ... **vs. Washington (March 17):** Got the start and went three scoreless innings, scattering five hits while recording three strikeouts.

2018 SEASON


Appeared in five games, making two starts ... Pitched 3.2 innings and finished 0-1 with a 9.82 ERA ... **at UNLV (Feb. 17):** Hit only batter faced in first career appearance ... **vs. Seattle (Feb. 27):** Struck out one in a scoreless inning of relief ... **vs. Gonzaga (March 13):** Got first career start and gave up two runs on four hits in one inning ... **vs. San Francisco (March 26):** Gave up a run on two hits in an inning of work and took the loss ... **vs. Oregon State (May 8):** Pitched 0.2 innings and allowed a run on two hits.

HIGH SCHOOL

A three-year letterman at Clovis North High School and a team captain during senior season ... Went 2-4 with a 2.14 ERA and 34 strikeouts to just eight walks in 36 innings pitched in 2017 ... Earned first-team all-state and all-league honors as a junior ... An all-state underclassmen first-team selection by CalHiSports as a utility player in 2016 ... Named first-team All-Tri-River Athletic Conference ... Selected to the Fresno Bee's Fab 50 as a junior ... Finished the year 10-1 with a 1.56 ERA and 66 strikeouts in 85 innings pitched ... As a sophomore, earned honorable mention all-league honors after finishing with a 3-5 record and a 2.28 ERA in 55.3 innings pitched ... Had two complete games as a sophomore while fanning 32 in 10 appearances ... High school coach was Chris Patrick.

SUMMER BALL

Spent the summer of 2017 with the Medford Rogues of the Great West League ... Appeared in eight games, making seven starts, pitching 32.1 innings with 16 strikeouts.



Walker's Career Appearances

2018 - Freshman Season (2 Starts, 5 Appearances)

Date	Opponent (W-L-ND-SV)	IP	H	R	ER	BB	K
2/17	at UNLV (ND)*	0.0	0	0	0	0	0
2/27	Seattle (ND)*	1.0	0	0	0	0	1
3/13	Gonzaga (ND)	1.0	4	2	2	0	0
3/26	San Francisco (L)	1.0	2	1	1	0	0
5/8	Oregon State (ND)*	0.2	2	1	1	2	0

* Relief Appearance

2019 - Sophomore Season (2 Starts, 9 Appearances)

Date	Opponent (W-L-ND-SV)	IP	H	R	ER	BB	K
2/15	at Texas Tech (ND)*	2.0	4	1	1	1	2
2/22	Saint Mary's (ND)*	2.0	0	0	0	0	1
2/23	Saint Mary's (S)*	2.0	0	0	0	0	2
3/1	Loyola Marymount (ND)*	0.2	3	1	1	0	0
3/3	Loyola Marymount (ND)*	0.2	3	2	2	1	1
3/5	at Portland (ND)*	0.1	2	2	2	0	0
3/10	at Hawaii (ND)*	1.2	2	2	2	1	0
3/17	Washington (ND)	3.1	5	0	0	1	3
3/24	Arizona State (L)*	3.0	7	4	4	1	2

* Relief Appearance

WALKER'S CAREER STATS

Year	ERA	W	L	App	GS	CG	SHO	CBO	SV	IP	H	R	ER	BB	SO	2B	3B	HR	BF	B/Avg	WP	HBP	BK	SFA	SHA
2018	9.82	0	1	5	2	0	0	1	0	3.2	8	4	4	2	1	1	1	1	21	.444	1	1	0	0	0
2019	6.89	0	1	9	2	0	0	1	1	15.2	26	12	12	5	11	4	0	2	76	.388	0	2	0	1	1
Totals	7.45	0	2	14	4	0	0	2	1	19.1	34	16	16	7	12	5	1	3	97	.400	1	3	0	1	1

PITCHING PROBABLES

Kenyon YOVAN

JR • 6-2 • 222 • RHP

Beaverton, Ore. • Westview HS

YOVAN'S CAREER HIGHS

Career Wins: 7

Innings: 9.0, vs. Arizona (5/25/18)

Strikeouts: 15, vs. USC (4/28/18)

2019 SEASON

Named to the preseason Golden Spikes Award watch list ... Named Collegiate Baseball and D1Baseball preseason second-team All-America ... A third-team preseason All-America pick by the NCBWA ... Perfect Game Preseason Pac-12 Pitcher of the Year ... **at Texas Tech (Feb. 15):** Pitched two innings in season opener.

2018 SEASON

Named first-team All-Pac-12 Conference for the second straight season ... Received Pac-12 Pitcher of the Week honors twice, following dominant starts against Stanford (April 2) and USC (April 30) ... Appeared in 21 games while making 10 starts after joining the weekend rotation midway through the season ... Went 6-4 with a team-leading 2.98 ERA while recording five saves ... Fanned the fourth-most batters in a single season at Oregon with 98 punch-outs while walking 37 over 84.2 innings ... Went 6-3 with a 2.77 ERA as a starter ... Turned in a quality start in eight of his 10 starts ... **vs. USC (April 28):** Struck out third-most batters in a game in school history, fanning 15 while walking none in a career-high eight innings to earn the win and Pac-12 Pitcher of the Week honors ... **vs. Arizona (May 25):** Pitched first career complete game in a two-hitter, giving up a run and striking out six while walking three ... **at Stanford (March 29):** Got the win after fanning nine and walking just one over six shutout innings to earn Pac-12 Pitcher of the Week recognition ... **vs. Cal (March 24):** Made first career start and picked up the win, throwing five innings with four strikeouts ... **vs. Washington State (April 6):** Went seven innings, striking out eight while giving up a run on six hits to earn the win ... **at Washington (April 15):** Pitched 7.1 innings while fanning seven in a no-decision against the Husky team that made it to the College World Series ... **at UC Irvine (May 4):** Took the loss, pitching seven innings with nine punch-outs while giving up two runs on six hits for sixth quality start ... **vs. Utah (May 11):** Battled through seven innings of two-run ball to get the win, striking out two and walking six ... **at Oregon State (April 20):** Turned in a strong start at an eventual College World Series team in Oregon State, going seven innings with five strikeouts while giving up two runs on five hits in a loss ... **vs. Loyola Marymount (Feb. 16):** Threw two innings and struck out three ... **vs. Indiana State (Feb. 18):** Picked up first save of the season against Indiana State, going two innings and striking out one ... **vs. UC Davis (March 10):** Fanned four and did not allow a hit over two innings to pick up a save ... **vs. Gonzaga (March 13):** Struck out five in two innings to record fifth save.

2017 SEASON

Named a first-team All-American by the National Collegiate Baseball Writers Association ... A second-team Collegiate Baseball All-American selection ... One of four players to earn Collegiate Baseball Freshmen of the Year honors ... Named second-team Freshman All-America by both Perfect game and D1Baseball ... A second-team American Baseball Coaches Association (ABCA) all-region selection ... Earned first-team All-Pac-12 recognition ... A finalist for the NCBWA Stopper of the Year award ... Finished with the fourth most saves in Oregon single-season history with 15 ... Appeared in 22 games out of the bullpen with a 1.97 ERA and 36 strikeouts and just six walks in 32 innings pitched ... Earned a save in half of Oregon's 30 wins ... Did not allow an earned run in his first 13 appearances, while giving up just two unearned runs ... **at Fresno State (Feb. 20):** Earned first career save in first outing on the mound as a Duck, throwing a scoreless ninth inning ... **vs. Mississippi State (March 5):** Picked up first career win in an extra-innings, pitching three innings with a career-high six strikeouts and no walks ... **vs. Washington (March 24):** Pitched two innings to get the save and hold a one-run lead in a series-opening win ... **vs. Arizona State (April 30):** Matched a career-high three innings pitched to earn the save in a 3-2 win.

COLLEGIATE NATIONAL TEAM

Played for the U.S. Collegiate National Team for the second straight summer, appearing in five games and posting a 1.08 ERA in 8.1 innings ... A member of the 28-man Collegiate National Team that played a series vs. Chinese Taipei in 2017 ... Appeared in four games and posted a 2.08 ERA and five strikeouts in 4.1 innings.

SUMMER BALL

Played for the Orleans Firebirds in the Cape Cod League in 2018 ... Competed in the Northwoods League with the Rochester Honkers in 2017 ... Finished with a 2.60 ERA and 23 strikeouts in 27.2 innings pitched for the Honkers ... Played for the Cowlitz Black Bears of the West Coast Collegiate League in 2016 ... Named first-team all-league as a utility player ... Went 1-2 with a 2.61 ERA and 32 strikeouts in 31 innings pitched while hitting .268 with two home runs, 20 RBI and six doubles.

2016 MLB DRAFT

Selected in the 32nd round (957th overall) by the Seattle Mariners.



Yovan's Career Appearances

2017 - Freshman Season (0 Starts, 22 Appearances)

Date	Opponent (W-L-ND-SV)	IP	H	R	ER	BB	K
2/20	at Fresno State (S)*	1.0	1	0	0	0	1
2/25	vs. Seton Hall (S)*	1.0	0	0	0	0	2
3/3	Mississippi State (S)*	1.0	2	0	0	0	1
3/5	Mississippi State (W)*	3.0	4	0	0	0	6
3/10	Santa Clara (S)*	1.2	2	1	0	0	4
3/12	Santa Clara (S)*	1.0	0	0	0	0	0
3/17	at California (S)*	1.1	0	0	0	0	3
3/24	Washington (S)*	2.0	1	0	0	0	1
3/25	Washington (S)*	1.0	0	0	0	2	1
3/28	at Portland (S)*	1.0	0	0	0	0	1
4/3	at BYU (S)*	2.0	1	1	0	0	1
4/8	UC Irvine (S)*	1.2	0	0	0	0	1
4/13	at Arizona (S)*	1.2	1	0	0	0	3
4/23	Stanford (ND)*	1.0	3	2	2	0	0
4/30	Arizona State (S)*	3.0	2	0	0	1	2
5/6	at Washington State (ND)*	1.0	1	0	0	1	1
5/7	at Washington State (L)*	1.2	7	5	5	0	2
5/13	Oregon State (ND)*	1.1	0	0	0	2	3
5/17	Loyola Marymount (ND)*	1.0	0	0	0	0	0
5/19	at USC (ND)*	1.0	1	0	0	0	1
5/21	at USC (S)*	1.0	0	0	0	0	0
5/27	UCLA (S)*	1.2	0	0	0	0	2

* Relief Appearance

2018 - Sophomore Season (10 Starts, 21 Appearances)

Date	Opponent (W-L-ND-SV)	IP	H	R	ER	BB	K
2/16	vs. Loyola Marymount (ND)*	2.0	1	0	0	2	3
2/18	vs. Indiana State (S)*	2.0	1	0	0	1	1
2/24	at Loyola Marymount (S)*	1.0	0	0	0	0	1
2/25	at Loyola Marymount (ND)*	1.0	2	3	3	2	2
3/2	FAU (S)*	1.0	0	0	0	2	1
3/4	FAU (ND)*	2.0	0	0	0	2	3
3/10	UC Davis (S)*	2.0	0	0	0	0	4
3/11	UC Davis (ND)*	1.0	2	1	1	0	3
3/13	Gonzaga (S)*	2.0	2	0	0	1	5
3/16	at Arizona State (L)*	0.1	2	3	3	3	1
3/18	at Arizona State (ND)*	2.0	2	0	0	1	3
3/24	California (W)	5.0	5	1	1	3	4
3/29	at Stanford (W)	6.0	3	0	0	1	9
4/6	Washington State (W)	7.0	6	1	1	2	8
4/15	at Washington (ND)	7.1	4	3	3	3	7
4/20	at Oregon State (L)	7.0	5	2	2	1	5
4/28	USC (W)	8.0	5	2	2	0	15
5/4	at UC Irvine (L)	7.0	6	2	2	2	9
5/11	Utah (W)	7.0	6	2	2	6	2
5/18	at UCLA (L)	5.0	7	7	7	2	6
5/25	Arizona (W)	9.0	2	1	1	3	6

* Relief Appearance

2019 - Junior Season (1 Start, 1 Appearance)

Date	Opponent (W-L-ND-SV)	IP	H	R	ER	BB	K
2/15	at Texas Tech (ND)	2.0	1	1	1	2	1

YOVAN'S CAREER STATS

Year	ERA	W	L	App	GS	CG	SHO	CBO	SV	IP	H	R	ER	BB	SO	2B	3B	HR	BF	B/Avg	WP	HBP	BK	SFA	SHA
2017	1.97	1	1	22	0	0	0	5	15	32.0	26	9	7	6	36	6	0	0	131	.213	2	3	0	0	0
2018	2.98	6	4	21	10	0	0	1	5	84.2	61	28	28	37	98	9	5	4	354	.204	1	11	1	2	5
2019	4.50	0	0	1	1	0	0	0	0	2.0	1	1	1	2	1	0	0	0	9	.143	0	0	0	0	0
Totals	2.73	7	5	44	11	0	0	6	20	118.2	88	38	36	45	135	15	5	4	494	.206	3	14	1	2	5

PITCHING BREAKDOWN

2019 STARTERS GAME-BY-GAME

Date	Opponent (W-L-ND)	IP	H	R	ER	BB	K
2/15	at Texas Tech (ND)	2.0	1	1	1	2	1
2/16	at Texas Tech (ND)	4.1	7	7	7	4	5
2/17	at Texas Tech (ND)	5.1	6	4	4	3	3
2/22	Saint Mary's (ND)	6.0	3	1	1	2	6
2/23	Saint Mary's (W)	6.0	4	1	0	2	9
2/23	Saint Mary's (W)	6.0	5	3	3	3	7
3/1	Loyola Marymount (ND)	5.0	4	1	1	4	7
3/2	Loyola Marymount (W)	6.1	2	0	0	2	3
3/3	Loyola Marymount (ND)	6.0	6	4	4	3	8
3/5	at Portland (ND)	4.0	3	0	0	1	5
3/7	at Hawaii (ND)	5.0	4	0	0	0	5
3/8	at Hawaii (W)	7.0	6	1	1	1	5
3/9	at Hawaii (ND)	4.0	4	2	2	5	4
3/10	at Hawaii (ND)	4.1	8	5	5	3	1
3/12	at Oregon State (L)	2.0	5	6	6	3	4
3/15	Washington (L)	4.2	11	7	4	3	4
3/16	Washington (L)	4.0	5	7	6	3	5
3/17	Washington (ND)	3.1	5	0	0	1	3
3/22	Arizona State (L)	3.1	7	6	5	4	3
3/23	Arizona State (ND)	6.0	5	0	0	1	8
3/24	Arizona State (L)	3.0	7	4	4	1	2
3/26	at BYU						
3/27	at Utah Valley						
3/29	at Utah						
3/30	at Utah						
3/31	at Utah						
4/4	Fresno State						
4/5	Fresno State						
4/6	Fresno State						
4/7	Fresno State						
4/9	at Oregon State						
4/12	at Washington State						
4/13	at Washington State						
4/14	at Washington State						
4/15	at Gonzaga						
4/18	Stanford						
4/19	Stanford						
4/20	Stanford						
4/26	at California						
4/27	at California						
4/28	at California						
4/29	at San Jose State						
5/3	at Arizona						
5/4	at Arizona						
5/5	at Arizona						
5/7	Portland						
5/10	Oregon State						
5/11	Oregon State						
5/12	Oregon State						
5/14	Gonzaga						
5/17	at USC						
5/18	at USC						
5/19	at USC						
5/20	at UC Riverside						
5/23	UCLA						
5/24	UCLA						
5/25	UCLA						
Totals		97.2	108	60	54	51	98

2019 BULLPEN GAME-BY-GAME

Date	Opponent (W-L-ND-S)	IP	H	R	ER	BB	K
2/15	at Texas Tech (W)	7.0	8	3	3	4	4
2/16	at Texas Tech (L)	3.2	3	5	5	6	4
2/17	at Texas Tech (L)	2.2	1	2	2	4	2
2/22	Saint Mary's (W)	3.0	0	1	1	3	1
2/23	Saint Mary's (ND)	3.0	3	1	1	1	2
2/23	Saint Mary's (S)	3.0	1	1	1	1	5
3/1	Loyola Marymount (W, S)	4.0	4	2	2	0	6
3/2	Loyola Marymount (ND)	2.2	1	0	0	3	2
3/3	Loyola Marymount (W, S)	3.0	4	2	2	2	3
3/5	at Portland (L)	4.0	8	5	5	1	6
3/7	at Hawaii (L)	3.0	8	7	6	4	2
3/8	at Hawaii (S)	2.0	0	0	0	0	2
3/9	at Hawaii (W, S)	5.0	2	1	1	5	2
3/10	at Hawaii (W)	4.2	2	2	2	1	5
3/12	at Oregon State (ND)	6.0	0	1	0	7	5
3/15	Washington (ND)	4.1	3	2	2	2	3
3/16	Washington (ND)	5.0	12	12	11	6	6
3/17	Washington (W)	6.2	3	0	0	3	9
3/22	Arizona State (ND)	5.2	8	6	6	2	5
3/23	Arizona State (W)	6.0	6	4	4	4	10
3/24	Arizona State (ND)	6.0	5	3	2	2	4
3/26	at BYU						
3/27	at Utah Valley						
3/29	at Utah						
3/30	at Utah						
3/31	at Utah						
4/4	Fresno State						
4/5	Fresno State						
4/6	Fresno State						
4/7	Fresno State						
4/9	at Oregon State						
4/12	at Washington State						
4/13	at Washington State						
4/14	at Washington State						
4/15	at Gonzaga						
4/18	Stanford						
4/19	Stanford						
4/20	Stanford						
4/26	at California						
4/27	at California						
4/28	at California						
4/29	at San Jose State						
5/3	at Arizona						
5/4	at Arizona						
5/5	at Arizona						
5/7	Portland						
5/10	Oregon State						
5/11	Oregon State						
5/12	Oregon State						
5/14	Gonzaga						
5/17	at USC						
5/18	at USC						
5/19	at USC						
5/20	at UC Riverside						
5/23	UCLA						
5/24	UCLA						
5/25	UCLA						
Totals		90.1	82	60	56	61	88

INDIVIDUAL BULLPEN APPEARANCES

16 • Robert Ahlstrom • Fr. • LHP

Date	Opponent (W-L-ND-S)	IP	H	R	ER	BB	K
2/15	at Texas Tech (W)	3.0	4	2	2	0	0
2/17	at Texas Tech (L)	1.0	1	2	2	2	1
2/23	Saint Mary's (ND)	2.0	2	1	1	1	0
3/1	Loyola Marymount (W)	2.0	1	1	1	0	3
3/10	at Hawaii (W)	2.0	0	0	0	0	3

47 • Hunter Breault • So. • RHP

Date	Opponent (W-L-ND-S)	IP	H	R	ER	BB	K
3/5	at Portland (ND)	1.0	0	0	0	1	3
3/7	at Hawaii (ND)	0.2	1	2	2	1	1
3/12	at Oregon State (ND)	1.0	0	0	0	1	0
3/16	Washington (ND)	1.1	6	6	6	1	2

19 • Keaton Chase • Fr. • RHP

Date	Opponent (W-L-ND-S)	IP	H	R	ER	BB	K
2/17	at Texas Tech (ND)	0.2	0	0	0	0	0
2/23	Saint Mary's (ND)	1.0	1	1	1	1	3
3/2	Loyola Marymount (ND)	0.2	0	0	0	1	0
3/3	Loyola Marymount (W)	0.1	0	0	0	0	0
3/5	at Portland (ND)	0.1	0	0	0	0	0
3/7	at Hawaii (ND)	1.0	1	0	0	1	0
3/9	at Hawaii (W)	2.0	0	0	0	2	0
3/12	at Oregon State (ND)	1.0	0	0	0	3	1
3/16	Washington (ND)	1.1	3	2	1	1	2
3/22	Arizona State (ND)	3.2	4	2	2	1	2
3/24	Arizona State (ND)	2.0	0	0	0	0	1

22 • Christian Ciuffetelli • Fr. • RHP

Date	Opponent (W-L-ND-S)	IP	H	R	ER	BB	K
2/15	at Texas Tech (ND)	1.0	0	0	0	2	1
2/16	at Texas Tech (ND)	1.2	0	0	0	1	3
2/22	Saint Mary's (ND)	0.1	0	1	1	2	0
3/2	Loyola Marymount (ND)	1.0	1	0	0	1	2
3/5	at Portland (ND)	1.0	1	0	0	0	1
3/7	at Hawaii (L)	0.2	3	3	3	1	0
3/12	at Oregon State (ND)	2.0	0	0	0	0	2
3/16	Washington (ND)	0.2	0	0	0	2	0
3/24	Arizona State (ND)	3.0	3	2	1	2	1

44 • Tyler Frazier • Fr. • RHP

Date	Opponent (W-L-ND-S)	IP	H	R	ER	BB	K
3/10	at Hawaii (ND)	1.0	0	0	0	0	2
3/12	at Oregon State (ND)	1.0	0	1	0	2	1
3/15	Washington (ND)	2.0	2	0	0	0	1
3/22	Arizona State (ND)	0.2	4	2	2	0	1

32 • Peyton Fuller • So. • RHP

Date	Opponent (W-L-ND-S)	IP	H	R	ER	BB	K
2/16	at Texas Tech (ND)	1.1	2	2	2	1	1
2/17	at Texas Tech (ND)	1.0	0	0	0	2	1
2/23	Saint Mary's (ND)	1.0	1	0	0	0	2
3/2	Loyola Marymount (ND)	1.0	0	0	0	1	0
3/5	at Portland (ND)	1.0	1	0	0	0	1
3/7	at Hawaii (ND)	0.0	2	2	1	0	0
3/15	Washington (ND)	2.0	1	0	0	0	1

29 • Ryne Nelson • Jr. • RHP

Date	Opponent (W-L-ND-S)	IP	H	R	ER	BB	K
3/17	Washington (ND)	5.2	3	0	0	1	8
3/23	Arizona State (ND)	5.0	6	4	4	2	10

37 • Jack Noble • Fr. • RHP

Date	Opponent (W-L-ND-S)	IP	H	R	ER	BB	K
3/9	at Hawaii (ND)	1.0	0	1	1	1	1
3/12	at Oregon State (ND)	1.0	0	0	0	1	1
3/16	Washington (ND)	1.2	3	4	4	2	2
3/22	Arizona State (ND)	1.0	0	0	0	0	1

24 • Kolby Somers • So. • LHP

Date	Opponent (W-L-ND-S)	IP	H	R	ER	BB	K
2/16	at Texas Tech (L)	0.1	1	2	2	3	0
3/8	at Hawaii (S)	2.0	0	0	0	0	2
3/15	Washington (ND)	0.1	0	2	2	2	1
3/22	Arizona State (ND)	0.1	0	2	2	1	1

14 • Nico Tellache • Jr. • LHP

Date	Opponent (W-L-ND-S)	IP	H	R	ER	BB	K
2/15	at Texas Tech (ND)	1.0	0	0	0	1	1
2/16	at Texas Tech (ND)	0.1	0	1	1	1	0
2/22	Saint Mary's (W)	0.2	0	0	0	1	0
3/1	Loyola Marymount (S)	1.1	0	0	0	0	3
3/3	Loyola Marymount (S)	2.0	1	0	0	1	2
3/5	at Portland (L)	0.1	4	3	3	0	1
3/9	at Hawaii (S)	2.0	2	0	0	2	1
3/17	Washington (W)	1.0	0	0	0	2	1
3/23	Arizona State (W)	1.0	0	0	0	2	0
3/24	Arizona State (ND)	1.0	2	1	1	0	2

3 • Brett Walker • So. • RHP

Date	Opponent (W-L-ND-S)	IP	H	R	ER	BB	K
2/15	at Texas Tech (ND)	2.0	4	1	1	1	2
2/22	Saint Mary's (ND)	2.0	0	0	0	0	1
2/23	Saint Mary's (S)	2.0	0	0	0	0	2
3/1	Loyola Marymount (ND)	0.2	3	1	1	0	0
3/3	Loyola Marymount (ND)	0.2	3	2	2	1	1
3/5	at Portland (ND)	0.1	2	2	2	0	0
3/10	at Hawaii (ND)	1.2	2	2	2	1	0

INSIDE THE NUMBERS

Quality Pitching Starts

No.	Date	Opponent	Pitcher (#)	IP (H, R-ER, BB, K)
1.	2/22	Saint Mary's	Cole Stringer (1)	6.0 (3, 1-1, 2, 6)
2.	2/23	Saint Mary's	Ryne Nelson (1)	6.0 (4, 1-0, 2, 9)
3.	2/23	Saint Mary's	Cullen Kafka (1)	6.0 (5, 3-3, 3, 7)
4.	3/2	Loyola Marymount	Cole Stringer (2)	6.1 (2, 0-0, 2, 3)
5.	3/8	at Hawaii	Cullen Kafka (2)	7.0 (6, 1-1, 1, 5)
6.	3/23	Arizona State	Robert Ahlstrom (1)	6.0 (5, 0-0, 1, 8)

Saves

No.	Date	Opponent	Pitcher (Save #)	IP (H, R-ER, BB, K)
1.	2/23	Saint Mary's	Brett Walker (1)	2.0 (0, 0-0, 0, 2)
2.	3/1	Loyola Marymount	Nico Tellache (1)	1.1 (0, 0-0, 0, 3)
3.	3/3	Loyola Marymount	Nico Tellache (2)	2.0 (1, 0-0, 1, 2)
4.	3/8	at Hawaii	Kolby Somers (1)	2.0 (0, 0-0, 0, 2)
5.	3/9	at Hawaii	Nico Tellache (3)	2.0 (2, 0-0, 2, 1)

*A quality pitching start is completing at least six innings and permitting no more than three earned runs.

2019 Home Runs

No.	Player	Date	Opponent	On Base	Inning	Outs	Count	Score	Final
1.	Cameron Campbell	2/16/19	at Texas Tech	0	2	0	1-2	8-3	11-12
2.	Cameron Campbell	2/23/19	Saint Mary's	0	8	0	2-2	5-1	6-2
3.	Gabe Matthews	2/23/19	Saint Mary's	2	6	1	1-1	1-3	5-4
4.	Spencer Steer	3/2/19	Loyola Marymount	0	1	2	1-1	0-0	6-0
5.	Spencer Steer	3/2/19	Loyola Marymount	1	7	1	3-1	4-0	6-0
6.	Gabe Matthews	3/3/19	Loyola Marymount	1	1	2	2-0	0-1	7-6
7.	Evan Williams	3/23/19	Arizona State	0	12	1	2-1	4-4	5-4

POSITION PLAYER PROFILES



Taylor ADAMS

JR • 6-3 • 189 • OF

Lacey, Wash. • Timberline HS/Tacoma CC

CAREER HIGHS

Hits: 2, 2x, last vs. Washington (3/16/19)

Runs: 2, at Texas Tech (2/15/19)

RBI: 1, 2x, last vs. Loyola Marymount (3/1/19)

Doubles: None

Triples: None

Home Runs: None

Walks: 2, vs. Arizona State (3/23/19)

Stolen Bases: 2, at Texas Tech (2/15/19)

SEASON/CAREER HIGHLIGHTS

- Scored the winning run in the 10th inning against Washington on March 17
- Made two starts vs. the Huskies batting .375 (3-for-8) with two runs scored
- Started two games at Texas Tech on opening weekend and hit .375 (3-for-8) with three runs scored
- Went 2-for-4 with two runs scored and two stolen bases in the opener
- Redshirted in 2018
- Played two seasons at Tacoma Community College where he was a second-team All-NWAC selection in 2017
- Hit .344 with 41 RBI and a team-high 15 doubles as a sophomore at Tacoma CC

2019 Oregon Baseball Individual Game-by-Game for Oregon (as of Mar 24, 2019)

#25 Adams, Taylor - 14 games (All games)

Date	Opponent	Pos	AB	R	H	RBI	2B	3B	HR	BB	SB	CS	HBP	SAC	SF	GDP	K	PO	A	E	Avg
2/15/19	at Texas Tech	*of	4	2	2	0	0	0	0	0	2	0	0	0	0	0	0	3	0	0	.500
2/16/19	at Texas Tech	*of	4	1	1	1	0	0	0	1	0	0	0	0	0	0	2	0	0	0	.375
2/22/19	SAINT MARY'S	ph	0	0	0	0	0	0	0	1	0	0	0	0	0	0	0	0	0	0	.375
2/23/19	SAINT MARY'S-2	*of	3	0	1	0	0	0	0	0	0	0	1	0	0	0	2	1	0	0	.364
3/1/19	LOYOLA MARYMOUN	*of	1	0	0	1	0	0	0	1	1	0	0	1	0	0	1	1	0	0	.333
3/3/19	LOYOLA MARYMOUN	ph	1	0	0	0	0	0	0	0	0	0	0	0	0	0	1	0	0	0	.308
3/10/19	at Hawaii	ph	0	0	0	0	0	0	0	0	0	0	0	1	0	0	0	0	0	0	.308
3/12/19	at Oregon State	of	2	0	1	0	0	0	0	0	0	0	0	0	0	0	0	1	0	0	.333
3/15/19	WASHINGTON	ph	1	0	0	0	0	0	0	0	0	0	0	0	0	0	1	0	0	0	.312
3/16/19	WASHINGTON	*of	3	1	2	0	0	0	0	0	0	0	0	0	0	0	1	1	0	0	.368
3/17/19	WASHINGTON	*of	4	1	1	0	0	0	0	0	0	0	0	0	0	0	2	0	0	0	.348
3/22/19	ARIZONA STATE	*of	3	1	1	0	0	0	0	1	0	0	0	0	0	0	1	0	1	0	.346
3/23/19	ARIZONA STATE	*of/of	4	0	1	0	1	0	0	2	0	0	0	0	0	0	1	0	0	0	.333
3/24/19	ARIZONA STATE	*of	4	0	0	0	0	0	0	0	0	0	0	0	0	0	3	3	0	0	.294
Totals		9gs	34	6	10	2	1	0	0	6	3	0	1	2	0	0	15	10	1	0	.294

On base pct. .415 • Slugging pct. .324

ADAMS' CAREER STATS

Year	AVG	GP	GS	AB	R	H	2B	3B	HR	RBI	OBP	SLG	OPS	BB	HBP	SO	GDP	SF	SH	SB	SBA	PO	A	E	FLD PCT
2018																									
2019	.294	14	9	34	6	10	1	0	0	2	.415	.324	.739	6	1	15	0	0	2	3	3	10	1	0	1.000

POSITION PLAYER PROFILES



Cameron CAMPBELL

JR • 5-9 • 205 • C

Ellensburg, Wash. • Ellensburg HS/Lower Columbia CC

CAREER HIGHS

Hits: 1, 6x, last vs. Arizona State (3/22/19)

Runs: 2, 2x, last vs. Loyola Marymount (3/3/19)

RBI: 1, 5x, last at Hawaii (3/7/19)

Doubles: 1, at Portland (3/5/19)

Triples: None

Home Runs: 1, 2x, last vs. Saint Mary's (2/23/19)

Walks: 2, 2x, last at Oregon State (3/12/19)

Stolen Bases: 1, vs. Loyola Marymount (3/3/19)

SEASON/CAREER HIGHLIGHTS

- Recorded first double as a Duck with an RBI double against Portland
- Scored two runs and drew two walks in the series finale against Loyola Marymount
- Hit a solo home run to lead off the eighth inning of game two against Saint Mary's
- Hit first home run as a Duck with a second-inning solo shot in game two of the series
- Redshirted in 2018
- Played two seasons at Lower Columbia Community College
- Hit a team-leading seven home runs and drove in 33 runs as a sophomore in 2017

2019 Oregon Baseball Individual Game-by-Game for Oregon (as of Mar 24, 2019)

#4 Campbell, Cameron - 18 games (All games)

Date	Opponent	Pos	AB	R	H	RBI	2B	3B	HR	BB	SB	CS	HBP	SAC	SF	GDP	K	PO	A	E	Avg
2/15/19	at Texas Tech	*c	4	0	0	0	0	0	0	0	0	0	1	0	0	0	1	5	0	0	.000
2/16/19	at Texas Tech	*c	5	1	1	1	0	0	1	0	0	0	0	0	0	0	4	9	0	0	.111
2/17/19	at Texas Tech	ph/c	1	0	0	0	0	0	0	0	0	0	0	0	0	0	0	0	0	0	.100
2/22/19	SAINT MARY'S	*c	3	0	0	0	0	0	0	0	0	0	0	0	0	1	2	7	0	0	.077
2/23/19	SAINT MARY'S-1	*c	1	2	1	1	0	0	1	1	0	0	1	1	0	0	0	11	0	0	.143
2/23/19	SAINT MARY'S-2	c	0	0	0	0	0	0	0	0	0	0	0	0	0	0	0	1	0	0	.143
3/1/19	LOYOLA MARYMOUN	ph/c	0	0	0	1	0	0	0	1	0	0	0	0	1	0	0	5	0	0	.143
3/2/19	LOYOLA MARYMOUN	*c	4	1	1	0	0	0	0	0	0	0	0	0	0	0	2	5	0	0	.167
3/3/19	LOYOLA MARYMOUN	*c	2	2	0	0	0	0	0	2	1	0	0	0	0	0	0	10	2	0	.150
3/5/19	at Portland	*c	3	0	1	1	1	0	0	1	0	0	0	0	0	0	2	11	1	0	.174
3/7/19	at Hawaii	*c	3	0	1	1	0	0	0	1	0	0	0	0	0	0	0	8	1	1	.192
3/8/19	at Hawaii	c	0	0	0	0	0	0	0	0	0	0	0	0	0	0	0	1	1	0	.192
3/9/19	at Hawaii	*c	3	0	0	0	0	0	0	0	0	0	0	1	0	0	1	6	2	0	.172
3/10/19	at Hawaii	*c	3	1	0	0	0	0	0	1	0	0	0	1	0	0	0	6	1	0	.156
3/12/19	at Oregon State	*c	2	1	0	0	0	0	0	2	0	1	0	0	0	0	1	9	0	0	.147
3/22/19	ARIZONA STATE	*c	2	1	1	0	0	0	0	1	0	0	1	0	0	0	0	9	0	0	.167
3/23/19	ARIZONA STATE	*c	5	0	0	0	0	0	0	1	0	0	0	0	0	0	4	18	2	0	.146
3/24/19	ARIZONA STATE	*c	1	0	0	0	0	0	0	1	0	0	1	0	0	0	1	4	1	0	.143
Totals		14gs	42	9	6	5	1	0	2	12	1	1	4	3	1	1	18	125	11	1	.143

On base pct. .373 • Slugging pct. .310

CAMPBELL'S CAREER STATS

Year	AVG	GP	GS	AB	R	H	2B	3B	HR	RBI	OBP	SLG	OPS	BB	HBP	SO	GDP	SF	SH	SB	SBA	PO	A	E	FLD PCT
2018																									
2019	.143	18	14	42	9	6	1	0	2	5	.373	.310	.683	12	4	18	1	1	3	1	2	125	11	1	.993

POSITION PLAYER PROFILES



Jonny DELUCA

SO • 5-11 • 196 • OF

Agoura Hills, Calif. • Agoura HS

CAREER HIGHS

Hits: 3, 2x, last at Texas Tech (2/17/19)
Runs: 2, 5x, last at Texas Tech (2/16/19)
RBI: 4, at Stanford (3/29/18)
Doubles: 1, 7x, last at Texas Tech (2/17/19)
Triples: 1, at Texas Tech (2/17/19)
Home Runs: 1, 6x, last at UCLA (5/19/18)
Walks: 2, 4x, last vs. Arizona State (3/23/19)
Stolen Bases: 2, 2x, last at Hawaii (3/8/19)

SEASON HIGHS

Hits: 3, 2x, last at Texas Tech (2/17/19)
Runs: 2, at Texas Tech (2/16/19)
RBI: 2, 2x, last vs. Loyola Marymount (3/2/19)
Doubles: 1, 2x, last at Texas Tech (2/17/19)
Triples: 1, at Texas Tech (2/17/19)
Home Runs: None
Walks: 2, vs. Arizona State (3/23/19)
Stolen Bases: 2, 2x, last at Hawaii (3/8/19)

SEASON/CAREER HIGHLIGHTS

- Delivered walk-off single in the bottom of the 10th against Washington on March 17
- Has four multi-hit games and two multi-RBI games
- Recorded first two career three-hit games at Texas Tech on Feb. 16 and 17
- Set a UO freshman record with six home runs
- Six home runs were also tied for the team-lead
- Finished second on the team with 32 RBI
- Drafted by the Minnesota Twins in the 39th round of the 2017 MLB Draft
- Ranked the No. 36 prospect among college hitters and No. 72 overall prospect for the 2019 MLB Draft by D1Baseball

2019 Oregon Baseball Individual Game-by-Game for Oregon (as of Mar 24, 2019)

#5 DeLuca, Jonny - 21 games (All games)

Date	Opponent	Pos	AB	R	H	RBI	2B	3B	HR	BB	SB	CS	HBP	SAC	SF	GDP	K	PO	A	E	Avg
2/15/19	at Texas Tech	*of	5	1	1	1	0	0	0	1	2	0	0	0	0	0	1	4	0	0	.200
2/16/19	at Texas Tech	*of	6	2	3	2	1	0	0	0	0	0	0	0	0	0	1	5	0	0	.364
2/17/19	at Texas Tech	*of	5	1	3	0	1	1	0	0	0	0	0	0	0	0	1	3	0	0	.438
2/22/19	SAINT MARY'S	*of	3	1	1	0	0	0	0	0	1	0	1	0	0	0	0	4	0	0	.421
2/23/19	SAINT MARY'S-1	*of	3	1	1	1	0	0	0	0	0	1	1	0	1	0	2	3	1	0	.409
2/23/19	SAINT MARY'S-2	*of	4	1	2	0	0	0	0	0	1	0	0	0	0	0	1	2	0	0	.423
3/1/19	LOYOLA MARYMOUN	*of	5	0	0	0	0	0	0	0	0	0	0	0	0	0	2	1	0	0	.355
3/2/19	LOYOLA MARYMOUN	*of	3	0	0	2	0	0	0	0	0	0	0	0	1	0	1	0	0	0	.324
3/3/19	LOYOLA MARYMOUN	*of	5	1	1	0	0	0	0	0	0	0	0	0	0	0	1	1	0	0	.308
3/5/19	at Portland	*of	3	1	0	0	0	0	0	1	0	0	0	0	0	0	2	2	0	0	.286
3/7/19	at Hawaii	*of	5	1	1	0	0	0	0	0	0	0	0	0	0	1	1	3	0	0	.277
3/8/19	at Hawaii	*of	3	1	1	1	0	0	0	1	2	0	0	0	0	0	0	0	0	0	.280
3/9/19	at Hawaii	*of	5	0	0	0	0	0	0	0	0	0	0	0	0	0	1	4	0	0	.255
3/10/19	at Hawaii	*of	4	1	2	0	0	0	0	1	0	0	0	0	0	0	0	0	0	0	.271
3/12/19	at Oregon State	*of	5	0	1	0	0	0	0	0	0	0	0	0	0	0	2	1	0	0	.266
3/15/19	WASHINGTON	*of	4	0	0	0	0	0	0	0	0	0	0	0	0	0	2	0	0	0	.250
3/16/19	WASHINGTON	*of	4	0	1	1	0	0	0	0	0	0	0	0	0	0	0	3	0	0	.250
3/17/19	WASHINGTON	*of	5	0	1	1	0	0	0	0	0	0	0	0	0	0	3	3	0	0	.247
3/22/19	ARIZONA STATE	*of	5	0	1	0	1	0	0	0	0	0	0	0	0	0	1	2	0	0	.244
3/23/19	ARIZONA STATE	*of	4	1	2	0	0	0	0	2	1	0	0	0	0	0	1	3	0	0	.256
3/24/19	ARIZONA STATE	*of	3	1	0	1	0	0	0	1	0	0	0	0	1	0	1	6	0	1	.247
Totals		21gs	89	14	22	10	3	1	0	7	7	1	2	0	3	1	24	50	1	1	.247

On base pct. .307 • Slugging pct. .303

DELUCA'S CAREER STATS

Year	AVG	GP	GS	AB	R	H	2B	3B	HR	RBI	OBP	SLG	OPS	BB	HBP	SO	GDP	SF	SH	SB	SBA	PO	A	E	FLD PCT
2018	.212	55	54	203	24	43	5	0	6	32	.270	.325	.595	18	1	28	0	8	7	6	10	141	2	2	.986
2019	.247	21	21	89	14	22	3	1	0	10	.307	.303	.610	7	2	24	1	3	0	7	8	50	1	1	.981
Totals	.223	76	75	292	38	65	8	1	6	42	.281	.318	.599	25	3	52	1	11	7	13	18	191	3	3	.985

POSITION PLAYER PROFILES



Max FOXCROFT

FR • 5-7 • 154 • INF

Newport Coast, Calif. • Mater Dei HS

CAREER HIGHS

Hits: 1, 6x, last vs. Arizona State (3/23/19)
Runs: 1, 4x, last at Oregon State (3/12/19)
RBI: 2, 2x, last vs. Arizona State (3/23/19)
Doubles: 1, at Texas Tech (2/15/19)
Triples: None
Home Runs: None
Walks: 2, 2x, last vs. Arizona State (3/23/19)
Stolen Bases: 2, at Texas Tech (2/17/19)

SEASON/CAREER HIGHLIGHTS

- Has a 1.000 fielding percentage with no errors in 49 chances (32 assists, 17 put outs)
- Had first career multi-RBI game with a two-RBI day at Oregon State (March 12, 2019)
- Picked up first career RBI in season opener on a run-scoring double
- Stole two bases in the series finale at Texas Tech
- Ranked 66th overall and 13th among second basemen in California out of high school
- Named a first-team All-Trinity League selection as a high school senior after hitting .357

2019 Oregon Baseball Individual Game-by-Game for Oregon (as of Mar 24, 2019)

#18 Foxcroft, Max - 19 games (All games)

Date	Opponent	Pos	AB	R	H	RBI	2B	3B	HR	BB	SB	CS	HBP	SAC	SF	GDP	K	PO	A	E	Avg
2/15/19	at Texas Tech	*2b	5	1	1	1	1	0	0	0	0	0	0	0	0	0	1	1	2	0	.200
2/16/19	at Texas Tech	*2b	3	1	0	1	0	0	0	0	0	0	1	1	0	0	1	1	2	0	.125
2/17/19	at Texas Tech	*2b	4	1	1	0	0	0	0	0	2	1	0	0	0	0	0	1	2	0	.167
2/22/19	SAINT MARY'S	*2b	3	0	0	0	0	0	0	0	0	0	0	0	0	0	3	1	1	0	.133
3/1/19	LOYOLA MARYMOUN	*2b	2	0	0	0	0	0	0	0	0	0	0	0	0	0	0	0	2	0	.118
3/2/19	LOYOLA MARYMOUN	*2b	2	0	0	0	0	0	0	0	0	0	1	0	0	0	0	3	3	0	.105
3/3/19	LOYOLA MARYMOUN	*2b	3	0	0	0	0	0	0	0	0	0	0	0	0	0	2	1	3	0	.091
3/5/19	at Portland	*2b	2	0	0	0	0	0	0	0	0	0	0	1	0	0	1	2	1	0	.083
3/7/19	at Hawaii	*2b	3	0	1	1	0	0	0	0	0	0	0	0	0	0	0	0	2	0	.111
3/8/19	at Hawaii	*2b	4	0	0	0	0	0	0	0	0	0	0	0	0	0	1	0	5	0	.097
3/9/19	at Hawaii	2b	0	0	0	0	0	0	0	1	1	0	0	0	0	0	0	1	0	0	.097
3/10/19	at Hawaii	2b	2	0	0	0	0	0	0	0	0	0	0	0	0	0	0	0	1	0	.091
3/12/19	at Oregon State	*2b	1	1	1	2	0	0	0	1	0	0	0	0	1	0	0	1	1	0	.118
3/15/19	WASHINGTON	*2b	2	0	0	0	0	0	0	0	0	0	0	0	0	0	0	1	3	0	.111
3/16/19	WASHINGTON	*2b	2	0	1	0	0	0	0	0	0	0	0	1	0	0	0	2	2	0	.132
3/17/19	WASHINGTON	*2b	1	0	0	0	0	0	0	1	0	0	0	0	0	0	0	2	2	0	.128
3/22/19	ARIZONA STATE	*2b	2	0	0	0	0	0	0	2	0	0	0	0	0	0	1	2	3	0	.122
3/23/19	ARIZONA STATE	*2b	2	0	1	2	0	0	0	2	1	0	1	1	0	0	1	4	2	0	.140
3/24/19	ARIZONA STATE	*2b	3	0	0	0	0	0	0	0	0	0	0	0	0	0	0	2	1	0	.130
Totals		17gs	46	4	6	7	1	0	0	7	4	1	3	4	1	0	11	25	38	0	.130

On base pct. .281 • Slugging pct. .152

FOXCROFT'S CAREER STATS

Year	AVG	GP	GS	AB	R	H	2B	3B	HR	RBI	OBP	SLG	OPS	BB	HBP	SO	GDP	SF	SH	SB	SBA	PO	A	E	FLD PCT
2019	.130	19	17	46	4	6	1	0	0	7	.281	.152	.433	7	3	11	0	1	4	4	5	25	38	0	1.000

POSITION PLAYER PROFILES



Jakob GOLDFARB

SR • 6-1 • 196 • C/OF

Scottsdale, Ariz. • Desert Mountain HS

CAREER HIGHS

Hits: 4, 2x, last vs. Cal (3/24/18)
Runs: 3, at UC Irvine (5/5/18)
RBI: 5, vs. Loyola Marymount (2/16/18)
Doubles: 2, 4x, last at Oregon State (3/12/19)
Triples: 1, 3x, last vs. Cal (3/24/18)
Home Runs: 2, vs. Indiana State (2/18/18)
Walks: 3, at USC (4/19/15)
Stolen Bases: 2, 2x, last vs. USC (4/28/18)

SEASON HIGHS

Hits: 3, 3x, last at Oregon State (3/12/19)
Runs: 2, at Oregon State (3/12/19)
RBI: 3, 2x, last at Oregon State (3/12/19)
Doubles: 2, at Oregon State (3/12/19)
Triples: None
Home Runs: None
Walks: 1, 5x, last at Oregon State (3/12/19)
Stolen Bases: 1, 2x, last at Hawaii (3/7/19)

SEASON/CAREER HIGHLIGHTS

- Went 3-for-3 with two doubles and two runs scored at Oregon State (March 12, 2019)
- Drove in the eventual game-winning run with a three-run double in the eighth inning at Hawaii (March 9, 2019)
- Recorded back-to-back three-hit games in first two starts of the season at Texas Tech and vs. Saint Mary's
- Named honorable mention All-Pac-12 Conference in 2018
- Led the team in 10 major offensive categories in 2018
- Hit .308 with six home runs, 13 doubles, 60 hits and 35 runs scored in 2018
- Is the program's all-time leader in outfield assists with 12
- Tied the school single-season record for outfield assists with seven as a junior

2019 Oregon Baseball Individual Game-by-Game for Oregon (as of Mar 24, 2019)

#23 Goldfarb, Jakob - 16 games (All games)

Date	Opponent	Pos	AB	R	H	RBI	2B	3B	HR	BB	SB	CS	HBP	SAC	SF	GDP	K	PO	A	E	Avg
2/17/19	at Texas Tech	*c/of	4	1	3	0	1	0	0	0	0	0	0	0	0	0	0	5	0	0	.750
2/22/19	SAINT MARY'S	*of	4	1	3	2	1	0	0	0	1	0	0	0	0	0	1	4	0	0	.750
2/23/19	SAINT MARY'S-1	*of	3	0	0	0	0	0	0	1	0	1	0	0	0	0	1	2	0	0	.545
2/23/19	SAINT MARY'S-2	*c/of	3	1	0	0	0	0	0	0	0	0	1	0	0	0	3	12	1	0	.429
3/1/19	LOYOLA MARYMOUN	*c/of	3	1	1	0	0	0	0	1	0	0	0	0	0	0	1	10	1	0	.412
3/2/19	LOYOLA MARYMOUN	*of	4	0	1	0	1	0	0	0	0	0	0	0	0	0	1	1	0	0	.381
3/3/19	LOYOLA MARYMOUN	*of	3	0	0	0	0	0	0	1	0	0	0	0	0	0	1	0	0	0	.333
3/5/19	at Portland	*of	3	1	1	2	0	0	0	0	0	0	1	0	0	0	1	1	0	0	.333
3/7/19	at Hawaii	*of	4	1	1	1	0	0	0	0	1	0	0	1	0	0	2	0	0	0	.323
3/8/19	at Hawaii	*c/of	4	0	0	0	0	0	0	0	0	0	0	0	0	0	1	7	0	0	.286
3/9/19	at Hawaii	*of	4	1	1	3	1	0	0	0	0	0	0	0	0	0	1	3	0	0	.282
3/10/19	at Hawaii	*of	4	1	1	0	1	0	0	1	0	0	0	0	0	0	0	1	0	1	.279
3/12/19	at Oregon State	*of	3	2	3	0	2	0	0	1	0	0	1	0	0	0	0	3	0	0	.326
3/15/19	WASHINGTON	*c/of	4	0	1	1	0	0	0	0	0	0	0	0	0	0	1	7	0	0	.320
3/16/19	WASHINGTON	*c/of	3	0	0	0	0	0	0	0	0	0	0	0	0	0	1	10	1	0	.302
3/17/19	WASHINGTON	*c	1	0	1	0	0	0	0	0	0	0	0	0	0	0	0	3	0	0	.315
Totals		16gs	54	10	17	9	7	0	0	5	2	1	3	1	0	0	15	69	3	1	.315

On base pct. .403 • Slugging pct. .444

GOLDFARB'S CAREER STATS

Year	AVG	GP	GS	AB	R	H	2B	3B	HR	RBI	OBP	SLG	OPS	BB	HBP	SO	GDP	SF	SH	SB	SBA	PO	A	E	FLD PCT
2015	.263	54	44	171	25	45	6	2	2	17	.369	.357	.726	24	7	48	2	4	4	1	1	57	4	3	.953
2016	.217	40	19	83	9	18	3	0	1	8	.286	.289	.575	6	2	24	1	0	2	3	3	45	2	1	.979
2017	Redshirted																								
2018	.308	53	53	195	35	60	13	2	6	29	.397	.487	.884	24	7	45	0	3	2	14	18	113	8	2	.984
2019	.315	16	16	54	10	17	7	0	0	9	.403	.444	.847	5	3	15	0	0	1	2	3	69	3	1	.986
Totals	.278	163	132	503	79	140	29	4	9	63	.371	.406	.777	59	19	132	3	7	9	20	25	284	17	7	.977

POSITION PLAYER PROFILES



Gabe MATTHEWS

JR • 6-2 • 218 • 1B

Salem, Ore. • South Salem HS

CAREER HIGHS

Hits: 4, 4x, last at Hawaii (3/10/19)
Runs: 3, vs. UC Irvine (2/24/17)
RBI: 3, 5x, last vs. Saint Mary's (2/23/19)
Doubles: 2, 4x, last at Hawaii (3/10/19)
Triples: 1, 2x, last vs. Utah (5/12/18)
Home Runs: 1, 8x, last vs. Saint Mary's (2/23/19)
Walks: 3, vs. Arizona State (4/30/17)
Stolen Bases: 1, 5x, last at Texas Tech (2/15/19)

SEASON HIGHS

Hits: 4, at Hawaii (3/10/19)
Runs: 2, 3x, last vs. Washington (3/15/19)
RBI: 3, vs. Saint Mary's (2/23/19)
Doubles: 2, at Hawaii (3/10/19)
Triples: None
Home Runs: 1, 2x, last vs. Loyola Marymount (3/3/19)
Walks: 2, 5x, last vs. Arizona State (3/23/19)
Stolen Bases: 1, at Texas Tech (2/15/19)

SEASON/CAREER HIGHLIGHTS

- Sixth in the Pac-12 in batting average (.400) and fifth in on-base percentage (.526) following Washington series
- Had a 12-game hitting streak snapped Saturday vs. UW. During that stretch, went 19-for-37 (.514)
- Has hits in 15 of Oregon's 18 games, including seven multi-hit games
- Turned in fourth career four-hit game, going 4-for-5 with two doubles at Hawaii (March 10, 2019)
- Hit go-ahead three-run home run in a 5-4 win over Saint Mary's on Feb. 23, 2019
- A *Collegiate Baseball* Freshman All-American in 2017
- Second on the team in batting average in 2017, hitting .282

2019 Oregon Baseball Individual Game-by-Game for Oregon (as of Mar 24, 2019)

#12 Matthews, Gabe - 21 games (All games)

Date	Opponent	Pos	AB	R	H	RBI	2B	3B	HR	BB	SB	CS	HBP	SAC	SF	GDP	K	PO	A	E	Avg
2/15/19	at Texas Tech	*1b	3	0	1	2	1	0	0	1	0	1	1	0	0	0	0	10	0	0	.333
2/16/19	at Texas Tech	*1b	4	1	2	1	0	0	0	1	0	0	0	0	0	0	1	4	2	0	.429
2/17/19	at Texas Tech	*1b	4	0	2	1	0	0	0	0	1	0	0	0	0	0	0	11	1	0	.455
2/22/19	SAINT MARY'S	*1b	4	0	0	0	0	0	0	0	0	0	0	0	0	0	3	8	1	0	.333
2/23/19	SAINT MARY'S-1	*1b	2	1	1	0	0	0	0	2	0	0	0	0	0	0	0	7	0	0	.353
2/23/19	SAINT MARY'S-2	*1b	4	1	1	3	0	0	1	0	0	0	0	0	0	0	2	8	1	0	.333
3/1/19	LOYOLA MARYMOUN	*1b	2	2	2	0	0	0	0	2	0	0	0	0	0	0	0	9	1	0	.391
3/2/19	LOYOLA MARYMOUN	*1b	4	0	1	0	0	0	0	0	0	0	0	0	0	0	1	16	0	0	.370
3/3/19	LOYOLA MARYMOUN	*1b	2	1	1	2	0	0	1	1	0	0	1	0	0	0	0	12	0	0	.379
3/5/19	at Portland	*1b	3	0	2	0	0	0	0	0	0	0	0	1	0	0	0	7	0	0	.406
3/7/19	at Hawaii	*1b	4	1	2	0	0	0	0	1	0	0	0	0	0	0	1	9	1	0	.417
3/8/19	at Hawaii	*1b	3	0	1	1	0	0	0	1	0	0	0	0	0	0	0	14	0	0	.410
3/9/19	at Hawaii	*1b	2	1	1	0	1	0	0	2	0	0	0	0	0	0	0	6	0	0	.415
3/10/19	at Hawaii	*1b	5	0	4	1	2	0	0	0	0	0	0	0	0	0	0	16	3	0	.457
3/12/19	at Oregon State	*1b	3	2	2	0	0	0	0	2	0	0	0	0	0	0	1	7	0	0	.469
3/15/19	WASHINGTON	*1b	3	2	1	0	1	0	0	1	0	0	0	0	0	0	2	11	1	0	.462
3/16/19	WASHINGTON	*1b	4	0	0	0	0	0	0	0	0	0	0	0	0	0	1	4	0	0	.429
3/17/19	WASHINGTON	*1b	4	0	0	0	0	0	0	0	0	0	0	0	0	0	2	8	0	0	.400
3/22/19	ARIZONA STATE	*1b	4	0	1	0	1	0	0	0	0	0	0	0	0	0	2	8	1	0	.391
3/23/19	ARIZONA STATE	*1b	4	0	0	1	0	0	0	2	0	0	0	0	0	1	1	5	1	0	.368
3/24/19	ARIZONA STATE	*1b	5	0	2	1	0	0	0	0	0	0	0	0	0	0	0	6	1	0	.370
Totals		21gs	73	12	27	13	6	0	2	16	1	1	2	1	0	1	17	186	14	0	.370

On base pct. .495 • Slugging pct. .534

MATTHEWS' CAREER STATS

Year	AVG	GP	GS	AB	R	H	2B	3B	HR	RBI	OBP	SLG	OPS	BB	HBP	SO	GDP	SF	SH	SB	SBA	PO	A	E	FLD PCT
2017	.282	51	48	177	21	50	7	1	3	26	.381	.384	.765	24	6	34	5	3	0	1	2	240	18	3	.989
2018	.265	55	55	196	23	52	13	1	4	27	.381	.403	.784	28	10	65	4	2	0	3	5	397	20	2	.995
2019	.370	21	21	73	12	27	6	0	2	13	.495	.534	1.029	16	2	17	1	0	1	1	2	186	14	0	1.000
Totals	.289	127	124	446	56	129	26	2	9	66	.400	.417	.817	68	18	116	10	5	1	5	9	823	52	5	.994

POSITION PLAYER PROFILES



Sam NOVITSKE

FR • 5-11 • 186 • INF

Pleasanton, Calif. • Foothill HS

CAREER HIGHS

Hits: 3, 2x, last vs. Washington (3/16/19)
Runs: 2, at Hawaii (3/8/19)
RBI: 1, 5x, last vs. Arizona State (3/24/19)
Doubles: 1, 3x, last vs. Arizona State (3/24/19)
Triples: 1, at Hawaii (3/8/19)
Home Runs: None
Walks: 2, 4x, last vs. Washington (3/17/19)
Stolen Bases: 2, 2x, last at Hawaii (3/8/19)

SEASON/CAREER HIGHLIGHTS

- Has reached base in 19 of 21 games via a hit, BB or HBP while reaching on an error in one other
- Has gotten on multiple times in 17 of the 21 games and has reached base three times in seven games
- Went 7-for-20 (.350) at Hawaii, including recording his first career three-hit game
- Worked four walks in the Texas Tech series and reached base at a .500 clip
- Recorded a hit in each game of the opening series and reached base at least twice in every game
- A two-time East Bay Athletic League selection in high school

2019 Oregon Baseball Individual Game-by-Game for Oregon (as of Mar 24, 2019)

#9 Novitske, Sam - 21 games (All games)

Date	Opponent	Pos	AB	R	H	RBI	2B	3B	HR	BB	SB	CS	HBP	SAC	SF	GDP	K	PO	A	E	Avg
2/15/19	at Texas Tech	*3b	4	0	1	1	0	0	0	1	2	0	1	0	0	0	0	0	4	0	.250
2/16/19	at Texas Tech	*3b	3	1	1	0	0	0	0	2	0	0	0	1	0	0	2	1	0	0	.286
2/17/19	at Texas Tech	*3b	4	1	1	0	0	0	0	1	0	0	0	0	0	0	2	2	5	0	.273
2/22/19	SAINT MARY'S	*3b	2	1	0	0	0	0	0	2	0	0	0	0	0	0	1	0	3	0	.231
2/23/19	SAINT MARY'S-1	*2b	3	0	0	0	0	0	0	0	0	0	1	1	0	0	1	3	1	0	.188
2/23/19	SAINT MARY'S-2	*2b	4	1	2	0	0	0	0	0	0	0	0	0	0	0	0	2	3	0	.250
3/1/19	LOYOLA MARYMOUN	*3b	3	0	0	0	0	0	0	2	0	1	0	0	0	0	1	0	2	0	.217
3/2/19	LOYOLA MARYMOUN	*3b	3	1	2	0	0	0	0	1	0	0	0	0	0	0	0	1	6	0	.269
3/3/19	LOYOLA MARYMOUN	*3b	4	1	1	1	0	0	0	1	0	0	0	0	0	0	2	1	3	0	.267
3/5/19	at Portland	*3b	4	0	2	0	0	0	0	0	1	1	0	0	0	0	1	1	4	0	.294
3/7/19	at Hawaii	*3b	5	0	0	0	0	0	0	0	0	0	0	0	0	0	3	1	1	0	.256
3/8/19	at Hawaii	*3b	5	2	3	0	0	1	0	0	2	0	0	0	0	0	1	0	2	0	.295
3/9/19	at Hawaii	*3b	5	1	2	0	0	0	0	0	0	0	0	0	0	0	0	1	0	0	.306
3/10/19	at Hawaii	*3b	5	1	1	1	1	0	0	1	0	0	0	0	0	0	0	0	2	0	.296
3/12/19	at Oregon State	*3b	5	0	1	1	1	0	0	1	0	0	0	0	0	0	1	0	0	0	.288
3/15/19	WASHINGTON	*3b	4	0	0	0	0	0	0	0	0	0	0	0	0	0	0	0	2	1	.270
3/16/19	WASHINGTON	*3b	4	1	3	0	0	0	0	0	0	0	0	0	0	0	0	1	2	1	.299
3/17/19	WASHINGTON	*3b	3	0	1	0	0	0	0	2	0	0	0	0	0	0	0	1	1	1	.300
3/22/19	ARIZONA STATE	*3b	3	0	0	0	0	0	0	0	0	0	2	0	0	0	0	0	2	0	.288
3/23/19	ARIZONA STATE	*3b	6	1	1	0	0	0	0	0	1	0	0	0	0	0	0	3	1	0	.278
3/24/19	ARIZONA STATE	*3b	4	1	1	1	1	0	0	1	0	0	0	0	0	0	0	1	4	0	.277
Totals		21gs	83	13	23	5	3	1	0	15	5	3	4	2	0	0	15	19	48	3	.277

On base pct. .412 • Slugging pct. .337

NOVITSKE'S CAREER STATS

Year	AVG	GP	GS	AB	R	H	2B	3B	HR	RBI	OBP	SLG	OPS	BB	HBP	SO	GDP	SF	SH	SB	SBA	PO	A	E	FLD PCT
2019	.277	21	21	83	13	23	3	1	0	5	.412	.337	.749	15	4	15	0	0	2	5	8	19	48	3	.957

POSITION PLAYER PROFILES



Tanner SMITH

FR • 5-9 • 182 • OF

Newport Beach, Calif. • Servite HS

CAREER HIGHS

Hits: 3, at Texas Tech (2/15/19)
Runs: 2, 2x, last at Texas Tech (2/16/19)
RBI: 2, 2x, last vs. Loyola Marymount (3/3/19)
Doubles: 1, at Texas Tech (2/16/19)
Triples: None
Home Runs: None
Walks: 2, vs. Loyola Marymount (3/1/19)
Stolen Bases: 1, 3x, last at Texas Tech (2/17/19)

SEASON/CAREER HIGHLIGHTS

- Drove in the eventual winning run in the ninth inning at Hawaii (March 10, 2019) with an RBI single
- Delivered a walk-off sacrifice fly in the series opener against Saint Mary's on Feb. 22
- Has two multi-hit and two multi-RBI games
- Went 2-for-4 with two RBI in the series finale against LMU
- Started all three games on opening weekend at Texas Tech and hit .417 (5-for-12)
- Went 3-for-4 with two RBI and two runs scored in season opener
- Had a stolen base in all three games at Texas Tech
- The 22nd-ranked outfielder in California out of high school by Perfect Game

2019 Oregon Baseball Individual Game-by-Game for Oregon (as of Mar 24, 2019)

#31 Smith, Tanner - 19 games (All games)


Date	Opponent	Pos	AB	R	H	RBI	2B	3B	HR	BB	SB	CS	HBP	SAC	SF	GDP	K	PO	A	E	Avg
2/15/19	at Texas Tech	*of	4	2	3	2	0	0	0	1	1	0	0	0	0	0	0	4	0	0	.750
2/16/19	at Texas Tech	*of	4	2	1	0	1	0	0	0	1	0	1	0	0	0	1	1	0	0	.500
2/17/19	at Texas Tech	*of	4	0	1	1	0	0	0	0	1	0	0	0	0	0	0	1	0	0	.417
2/22/19	SAINT MARY'S	*of	3	0	1	1	0	0	0	0	0	0	0	0	1	0	1	2	0	0	.400
2/23/19	SAINT MARY'S-1	*of	3	1	0	0	0	0	0	1	0	0	0	0	0	0	3	1	0	0	.333
2/23/19	SAINT MARY'S-2	*of	3	0	1	1	0	0	0	1	0	0	0	0	0	0	1	1	0	0	.333
3/1/19	LOYOLA MARYMOUN	*of/of	2	0	1	0	0	0	0	2	0	1	0	0	0	0	0	0	0	0	.348
3/2/19	LOYOLA MARYMOUN	*of	0	1	0	1	0	0	0	1	0	0	0	0	1	0	0	1	0	0	.348
3/3/19	LOYOLA MARYMOUN	*of	4	1	2	2	0	0	0	0	0	0	0	0	0	0	1	1	0	0	.370
3/5/19	at Portland	*of	4	0	0	0	0	0	0	0	0	0	0	0	0	0	2	0	0	0	.323
3/7/19	at Hawaii	*of	4	0	1	0	0	0	0	0	0	0	0	0	0	0	0	2	0	0	.314
3/8/19	at Hawaii	*of	3	0	0	0	0	0	0	1	0	0	0	0	0	0	1	1	0	0	.289
3/10/19	at Hawaii	ph/of	2	0	1	1	0	0	0	1	0	0	0	0	0	0	1	0	0	0	.300
3/12/19	at Oregon State	*of	2	0	0	0	0	0	0	0	0	0	0	1	0	0	0	2	0	0	.286
3/16/19	WASHINGTON	*of/of	2	1	0	0	0	0	0	1	0	0	0	0	0	0	0	4	0	0	.273
3/17/19	WASHINGTON	*of	4	0	1	0	0	0	0	0	0	0	0	0	0	1	0	2	1	0	.271
3/22/19	ARIZONA STATE	*of	4	0	1	1	0	0	0	0	0	0	0	0	0	1	1	3	0	0	.269
3/23/19	ARIZONA STATE	*of	3	0	0	0	0	0	0	0	0	0	0	0	0	0	1	2	0	0	.255
3/24/19	ARIZONA STATE	ph	1	0	1	0	0	0	0	0	0	0	0	0	0	0	0	0	0	0	.268
Totals		17gs	56	8	15	10	1	0	0	9	3	1	1	1	2	2	13	28	1	0	.268

On base pct. .368 • Slugging pct. .286

SMITH'S CAREER STATS

Year	AVG	GP	GS	AB	R	H	2B	3B	HR	RBI	OBP	SLG	OPS	BB	HBP	SO	GDP	SF	SH	SB	SBA	PO	A	E	FLD PCT
2019	.268	19	17	56	8	15	1	0	0	10	.368	.286	.654	9	1	13	2	2	1	3	4	28	1	0	1.000

POSITION PLAYER PROFILES



Spencer STEER

JR • 5-11 • 185 • INF

Long Beach, Calif. • Millikan HS

CAREER HIGHS

Hits: 4, at Hawaii (3/7/19)
Runs: 2, 13x, last at Hawaii (3/7/19)
RBI: 5, at UC Irvine (5/6/18)
Doubles: 2, at California (3/17/18)
Triples: 1, 4x, last at Arizona State (3/17/18)
Home Runs: 2, vs. Loyola Marymount (3/2/19)
Walks: 3, vs. Utah (5/12/18)
Stolen Bases: 2, at Texas Tech (2/15/19)

SEASON HIGHS

Hits: 4, at Hawaii (3/7/19)
Runs: 2, 2x, last at Hawaii (3/7/19)
RBI: 3, vs. Loyola Marymount (3/2/19)
Doubles: 1, 4x, last vs. Arizona State (3/22/19)
Triples: 1, at Hawaii (3/7/19)
Home Runs: 2, vs. Loyola Marymount (3/2/19)
Walks: 2, 2x, last at Oregon State (3/12/19)
Stolen Bases: 2, at Texas Tech (2/15/19)

SEASON/CAREER HIGHLIGHTS

- Hit .400 in Hawaii series, highlighted by his career-high four hits in game one
- Turned in first two home run game by a Duck at PK Park since Shaun Chase on May 20, 2014 with two bombs in game two against Loyola Marymount
- Named a *Collegiate Baseball* Freshman All-American in 2017
- Led the team in RBI in both 2017 and 2018
- Hit .262 while leading the team with 12 doubles and 35 RBI
- Led the team with 10 multiple-RBI games and finished second with 15 multi-hit games
- An All-Pac-12 honorable mention selection as a sophomore
- Drove in a team-high 37 runs and was third on the team with a .275 batting average

2019 Oregon Baseball Individual Game-by-Game for Oregon (as of Mar 24, 2019)

#7 Steer, Spencer - 21 games (All games)


Date	Opponent	Pos	AB	R	H	RBI	2B	3B	HR	BB	SB	CS	HBP	SAC	SF	GDP	K	PO	A	E	Avg
2/15/19	at Texas Tech	*SS	4	1	2	2	0	0	0	0	0	0	0	0	1	0	1	0	1	0	.500
2/16/19	at Texas Tech	*SS	4	1	2	1	0	0	0	1	0	0	0	0	0	0	0	1	1	0	.500
2/17/19	at Texas Tech	*SS	4	0	1	1	0	0	0	0	1	0	0	0	0	0	1	0	2	0	.417
2/22/19	SAINT MARY'S	*SS	3	0	0	0	0	0	0	0	0	0	1	0	0	0	0	1	2	0	.333
2/23/19	SAINT MARY'S-1	*SS	3	0	1	0	0	0	0	1	0	0	0	0	0	0	2	0	1	0	.333
2/23/19	SAINT MARY'S-2	*SS	4	1	1	0	0	0	0	0	0	0	0	0	0	0	1	0	3	0	.318
3/1/19	LOYOLA MARYMOUN	*SS	5	1	2	0	0	0	0	0	0	0	0	0	0	0	1	0	1	0	.333
3/2/19	LOYOLA MARYMOUN	*SS	4	2	2	3	0	0	2	0	0	0	0	0	0	0	0	0	6	0	.355
3/3/19	LOYOLA MARYMOUN	*SS	2	1	1	1	0	0	0	2	0	0	0	0	0	0	0	0	2	0	.364
3/5/19	at Portland	*SS	2	1	0	0	0	0	0	1	0	0	1	0	0	0	0	0	1	0	.343
3/7/19	at Hawaii	*SS	4	2	4	0	1	1	0	1	0	0	0	0	0	0	0	1	2	1	.410
3/8/19	at Hawaii	*SS	3	0	1	0	0	0	0	0	0	0	1	0	0	0	1	3	4	0	.405
3/9/19	at Hawaii	*SS	4	1	1	0	0	0	0	0	1	0	0	0	0	0	1	3	3	0	.391
3/10/19	at Hawaii	*SS	4	0	0	0	0	0	0	0	0	0	1	0	0	0	0	1	7	0	.360
3/12/19	at Oregon State	*SS	3	0	0	0	0	0	0	2	0	0	0	0	0	0	0	0	1	1	.340
3/15/19	WASHINGTON	*SS	3	1	1	0	1	0	0	1	0	0	0	0	0	0	0	0	3	0	.339
3/16/19	WASHINGTON	*SS	3	0	0	1	0	0	0	0	0	0	0	0	1	0	1	0	0	0	.322
3/17/19	WASHINGTON	*SS	4	0	2	0	1	0	0	0	0	0	0	0	0	0	1	0	3	0	.333
3/22/19	ARIZONA STATE	*SS	2	0	1	0	1	0	0	2	0	0	0	0	0	0	1	0	2	1	.338
3/23/19	ARIZONA STATE	*SS	4	1	0	0	0	0	0	0	0	0	2	0	0	0	0	1	1	1	.319
3/24/19	ARIZONA STATE	*SS	5	0	3	0	0	0	0	0	0	0	0	0	0	0	0	1	1	0	.338
Totals		21gs	74	13	25	9	4	1	2	11	4	0	6	0	2	1	10	14	50	4	.338

On base pct. .452 • Slugging pct. .500

STEER'S CAREER STATS

Year	AVG	GP	GS	AB	R	H	2B	3B	HR	RBI	OBP	SLG	OPS	BB	HBP	SO	GDP	SF	SH	SB	SBA	PO	A	E	FLD PCT
2017	.262	54	54	191	23	50	12	3	2	35	.357	.387	.744	18	13	24	5	5	3	4	6	42	72	9	.927
2018	.275	53	53	189	30	52	11	1	4	37	.381	.407	.788	24	12	31	2	6	2	4	7	38	104	11	.928
2019	.338	21	21	74	13	25	4	1	2	9	.452	.500	.952	11	6	10	1	2	0	4	4	14	50	4	.941
Totals	.280	128	128	454	66	127	27	5	8	81	.383	.414	.797	53	31	65	8	13	5	12	17	94	226	24	.930

POSITION PLAYER PROFILES



Aaron ZAVALA

FR • 6-0 • 199 • C/OF

Keizer, Ore. • South Salem HS

CAREER HIGHS

Hits: 3, 5x, last at Hawaii (3/7/19)
Runs: 2, at Texas Tech (2/15/19)
RBI: 3, at Hawaii (3/10/19)
Doubles: 2, at Texas Tech (2/15/19)
Triples: None
Home Runs: None
Walks: 2, vs. Arizona State (3/23/19)
Stolen Bases: 1, vs. Loyola Marymount (3/2/19)

SEASON/CAREER HIGHLIGHTS

- Drove in tying runs with a two-run double at Hawaii (March 10, 2019)
- Became the first Oregon player in modern era program history to have four 3-hit games in six-game stretch (Feb. 15-23)
- Went 7-for-11 (.636) with three RBI against Saint Mary's
- Started all three games on opening weekend at Texas Tech and hit .462 (6-for-13) with two doubles
- Recorded three hits in back-to-back games to begin the season
- Went 3-for-5 with two doubles and two runs scored in the opener at Texas Tech
- Finished 3-for-4 with an RBI in game two
- The Oregon 6A State Player of the Year as a high school senior in 2018

2019 Oregon Baseball Individual Game-by-Game for Oregon (as of Mar 24, 2019)

#13 Zavala, Aaron - 21 games (All games)

Date	Opponent	Pos	AB	R	H	RBI	2B	3B	HR	BB	SB	CS	HBP	SAC	SF	GDP	K	PO	A	E	Avg
2/15/19	at Texas Tech	*dh	5	2	3	0	2	0	0	0	0	0	0	0	0	0	1	0	0	0	.600
2/16/19	at Texas Tech	*dh	4	1	3	1	0	0	0	1	0	1	0	0	0	1	0	0	0	0	.667
2/17/19	at Texas Tech	*dh	4	0	0	0	0	0	0	0	0	0	0	0	0	0	1	0	0	0	.462
2/22/19	SAINT MARY'S	*dh	3	0	1	0	0	0	0	1	0	0	0	0	0	0	1	0	0	0	.438
2/23/19	SAINT MARY'S-1	*dh	4	1	3	2	0	0	0	0	0	0	0	0	0	0	0	0	0	0	.500
2/23/19	SAINT MARY'S-2	*dh	4	0	3	1	0	0	0	0	0	1	0	0	0	0	0	0	0	0	.542
3/1/19	LOYOLA MARYMOUN	*dh	3	0	0	0	0	0	0	1	0	0	0	0	0	0	0	0	0	0	.481
3/2/19	LOYOLA MARYMOUN	*dh	3	1	1	0	0	0	0	0	1	0	0	0	0	0	0	0	0	0	.467
3/3/19	LOYOLA MARYMOUN	*dh	3	0	0	0	0	0	0	0	0	0	1	0	0	1	0	0	0	0	.424
3/5/19	at Portland	*dh	3	0	1	0	0	0	0	1	0	1	0	0	0	0	1	0	0	0	.417
3/7/19	at Hawaii	*dh	5	1	3	2	1	0	0	0	0	0	0	0	0	0	1	0	0	0	.439
3/8/19	at Hawaii	*of	4	0	0	0	0	0	0	0	0	0	0	0	0	0	1	1	0	0	.400
3/9/19	at Hawaii	*dh	4	0	1	0	0	0	0	0	0	0	0	0	0	0	2	0	0	0	.388
3/10/19	at Hawaii	*dh	4	1	2	3	1	0	0	0	0	0	0	0	1	0	1	0	0	0	.396
3/12/19	at Oregon State	*dh	4	0	0	0	0	0	0	1	0	0	0	0	0	0	1	0	0	0	.368
3/15/19	WASHINGTON	*of	3	0	1	2	0	0	0	0	0	0	0	0	0	0	1	2	0	1	.367
3/16/19	WASHINGTON	*dh	3	0	0	0	0	0	0	0	0	0	0	0	0	0	0	0	0	0	.349
3/17/19	WASHINGTON	*dh	4	0	0	0	0	0	0	0	0	0	0	0	0	0	1	0	0	0	.328
3/22/19	ARIZONA STATE	*dh	4	0	0	0	0	0	0	0	0	0	0	0	0	0	1	0	0	0	.310
3/23/19	ARIZONA STATE	*dh	4	1	0	1	0	0	0	2	0	0	0	0	0	0	2	0	0	0	.293
3/24/19	ARIZONA STATE	*dh	4	0	0	0	0	0	0	0	0	0	0	0	0	0	1	0	0	0	.278
Totals		21gs	79	8	22	12	4	0	0	7	1	3	1	0	1	2	16	3	0	1	.278

On base pct. .341 • Slugging pct. .329

ZAVALA'S CAREER STATS

Year	AVG	GP	GS	AB	R	H	2B	3B	HR	RBI	OBP	SLG	OPS	BB	HBP	SO	GDP	SF	SH	SB	SBA	PO	A	E	FLD PCT
2019	.278	21	21	79	8	22	4	0	0	12	.341	.329	.670	7	1	16	2	1	0	1	4	3	0	1	.750

THE LAST TIME

Team

Won 10+ consecutive games	16, March 15-May 4, 2014
Won 15+ consecutive home games	16, March 15-May 4, 2014
Won 5+ consecutive conference games	5, April 9-17, 2016
Won 5+ consecutive conference home games	5, April 9-17, 2016
Won 5+ consecutive road games	5, May 10-19, 2015
Lost 5+ consecutive games	April 15-25, 2018
Lost 5+ consecutive conference games	May 6-13, 2017

Scored 10+ runs in three consecutive games	February 19-23, 2012
Scored 15+ runs in a game	15, vs. Portland (May 17, 2016)
Scored 20+ runs in a game	22, vs. New Mexico State (February 21, 2015)
Allowed 10+ runs in a game	12, vs. Arizona State (March 22, 2019)
Allowed 20+ runs in a game	20, vs. Washington State, 1981

Scored 5+ runs in an inning	8, at Texas Tech (February 16, 2019)
Scored 6+ runs in an inning	8, at Texas Tech (February 16, 2019)
Scored 7+ runs in an inning	8, at Texas Tech (February 16, 2019)
Scored 8+ runs in an inning	8, at Texas Tech (February 16, 2019)
Scored 9+ runs in an inning	10, vs. Seattle (February 27, 2018)
Scored 10+ runs in an inning	10, vs. Seattle (February 27, 2018)

Shut out an opponent (9+ inning game)	1-0 (10 innings), vs. Washington (March 17, 2019)
Shut out consecutive opponents	10-0, 3-0 vs. Santa Clara (March 11-12, 2017)
Shut out three consecutive opponents	April 2-6, 1963

Was shut out	10-0, vs. Oregon State (May 8, 2018)
Was shut out at home	10-0, vs. Oregon State (May 8, 2018)
Was shut out in consecutive games	vs. Oregon State/Loyola Marymount (May 13 & 17, 2017)
Lost back-to-back 1-0 games	vs. UCLA (April 19-20, 2013)

Swept a 3 (4)-game series	vs. Loyola Marymount (March 1-3, 2019)
Swept back-to-back 3(4)-game series	2019
..... vs. Saint Mary's (February 22-23) & vs. Loyola Marymount (March 1-3)	
Swept 3 straight 3-game series	2013
..... vs. Stanford (April 26-28), at Washington State (May 3-5) & at Ohio State (May 11-12)	
Swept 6 or more 3(4)-game series	2014
..... at Hawaii (4), at Loyola Marymount, vs. Utah, vs. UC Riverside, vs. Washington State, vs. Arizona, at UCLA	
Swept 5 or more 3 (4)-game series	2014
..... at Hawaii (4), at Loyola Marymount, vs. Utah, vs. UC Riverside, vs. Washington State, vs. Arizona, at UCLA	
Swept 4 or more 3(4)-game series	2014
..... at Hawaii (4), at Loyola Marymount, vs. Utah, vs. UC Riverside, vs. Washington State, vs. Arizona, at UCLA	

Swept a 3-game conference series	vs. Utah (May 11-13, 2018)
Swept a 3-game home series	vs. Loyola Marymount (March 1-3, 2019)
Swept a 3-game road series	at San Diego State (February 19-21, 2016)
Swept a 3-game non-conference series	vs. Loyola Marymount (March 1-3, 2019)
Swept a 3-game road conference series	at Utah (May 15-17, 2015)
Swept back-to-back 3-game conference series	
..... vs. Stanford (April 26-28, 2013) & at Washington State (May 3-5, 2013)	
Swept 2 or more conference road series	2013
..... at California and at Washington State	

Was swept in a 3-game series	at UCLA (May 18-20, 2018)
Was swept in a 3-game home series	vs. Oregon State (May 11-13, 2017)
Was swept in a conference home series	vs. Oregon State (May 11-13, 2017)
Was swept in a conference road series	at UCLA (May 18-20, 2018)

Swept a 4-game series	vs. Santa Clara (March 9-12, 2017)
-----------------------------	------------------------------------

Had back-to-back homers	DeLuca/Soderman, at San Francisco (April 2, 2018)
Hit 3+ home runs in an inning	Matthews/Goldfarb/DeLuca, at Stanford (March 29, 2018)
Hit 4+ home runs in a game	4, vs. Indiana State (February 18, 2018)
Had a walk-off win	1-0 (10-innings), vs. Washington (March 17, 2019)

Had 15+ hits in a game	15, at Texas Tech (February 15, 2019)
Had 20+ hits in a game	20, vs. Clemson (May 30, 2014)
Had 10+ hits in 5 consecutive games	May 10-15, 2011

Stole 5+ bases in a game	5, at Texas Tech (February 17, 2019)
Stole 6+ bases in a game	9, at Texas Tech (February 15, 2019)
Stole 7+ bases in a game	9, at Texas Tech (February 15, 2019)
Stole 8+ bases in a game	9, at Texas Tech (February 15, 2019)
Stole 9+ bases in a game	9, at Texas Tech (February 15, 2019)
Overcame a deficit of 5 runs in a win	6, vs. Oregon State (April 12, 2015)
Overcame a deficit of 6 or more runs in a win	6, vs. Oregon State (April 12, 2015)
No-hit the opposition, 9 innings	vs. Portland (April 18, 2012)
Was no-hit	vs. Washington State (April 8, 2018)
Walked 10+ batters	10, at Oregon State (March 12, 2019)

Struck out 10+ batters	18, vs. Arizona State (March 23, 2019)
Struck out 15+ batters	18, vs. Arizona State (March 23, 2019)
Struck out 16+ batters	18, vs. Arizona State (March 23, 2019)
Struck out 17+ batters	18, vs. Arizona State (March 23, 2019)
Struck out 18+ batters	18, vs. Arizona State (March 23, 2019)
Struck out 19+ batters	20, vs. Arizona State (April 28, 2017)
Struck out 20+ batters	20, vs. Arizona State (April 28, 2017)

Individual

Hit a grand slam	Steven Packard vs. Portland (April 6, 2016)
Hit a walk-off home run	Evan Williams vs. Arizona State (March 23, 2019)
Hit a lead-off home run	Austin Grebeck vs. California (April 9, 2016)
Allowed a lead-off home run	Matt Mercer at UCLA (Jeremy Ydens, May 19, 2018)
Hit a pinch-hit home run	Phil Craig-St. Louis at UCLA (April 21, 2016)
Hit 2 home runs	Spencer Steer vs. Loyola Marymount (March 2, 2019)
Hit 2 home runs at PK Park	Spencer Steer vs. Loyola Marymount (March 2, 2019)
Hit an inside the park home run	Tim Susnara vs. UC Irvine (April 9, 2017)
Had a walk-off hit	Evan Williams vs. Arizona State (March 23, 2019)
Had a walk-off	Evan Williams vs. Arizona State (March 23, 2019)
Homered in consecutive games	Spencer Steer at UC Irvine (May 5-6, 2018)
Homered in 3 straight games	Spencer Steer at UC Irvine (May 4-6, 2018)
Hit for the cycle	Eddie Rodriguez vs. East Tennessee State (May 16, 2010)

Scored 4+ runs in a game	4, Kyle Kasser vs. Utah (May 13, 2018)
--------------------------------	--

Had 4+ hits in a game	4, Gabe Matthews at Hawaii (March 10, 2019)
Had 5+ hits in a game	5, Kyle Kasser at USC (May 20, 2017)

Had 4+ RBI in a game	4, Jakob Goldfarb (4) and Spencer Steer (5) at UC Irvine (May 5, 2018)
Had 5+ RBI in a game	5, Spencer Steer at UC Irvine (May 5, 2018)
Had 6+ RBI in a game	6, Josh Graham at UC Riverside (March 25, 2015)
Had 7+ RBI in a game	7, Brandon Cuddy at UC Santa Barbara (Feb. 28, 2015)
Had 8+ RBI in a game	8, Jack Marder vs. Nevada (March 19, 2010)

Stole 3 bases in a game	Austin Grebeck/Scott Heineman vs. Canisius (May 30, 2015)
Stole 4 or more bases in a game	
Stole home	Taylor Travess at USC (May 21, 2017)

Walked 3+ times in a game	3, Spencer Steer (May 12, 2018)
Walked 4+ or more in a game	5, Tim Susnara vs. UC Davis (March 6, 2017)
Walked 5+ or more in a game	5, Tim Susnara vs. UC Davis (March 6, 2017)

Threw a nine-inning no-hitter	Jordan Spencer vs. Portland (April 18, 2012)
Struck out 5+ consecutive batters	6, Kenyon Yovan vs. USC (April 28, 2018)
Struck out 6+ consecutive batters	6, Kenyon Yovan vs. USC (April 28, 2018)
Struck out 10+ batters in a game	10, Ryne Nelson vs. Arizona State (March 23, 2019)
Struck out 11+ batters in a game	15, Kenyon Yovan vs. USC (April 28, 2018)
Struck out 12+ batters in a game	15, Kenyon Yovan vs. USC (April 28, 2018)
Struck out 13+ batters in a game	15, Kenyon Yovan vs. USC (April 28, 2018)
Struck out 14+ batters in a game	15, Kenyon Yovan vs. USC (April 28, 2018)
Struck out 15+ batters in a game	15, Kenyon Yovan vs. USC (April 28, 2018)
Struck out 16+ batters in a game	20, David Peterson vs. Arizona State (April 28, 2017)
Struck out 17+ batters in a game	20, David Peterson vs. Arizona State (April 28, 2017)

Pitched a complete-game loss (9 inn)	Cole Irvin vs. UCLA (April 20, 2013)
Pitched a complete-game loss	Matt Mercer at Washington State (May 6, 2017)
Pitched a 9-inning complete game	Kenyon Yovan vs. Arizona (May 25, 2018)
Pitched a complete-game shutout	David Peterson vs. Arizona State (April 28, 2017)

SEASON BREAKDOWN

2019 Series Stats vs. Opponents

Batting	W-L	Avg.	R	H	2B	3B	HR	RBI	BB	SO
Texas Tech	1-2	.372	24	42	9	1	1	21	11	22
Saint Mary's	3-0	.287	14	25	1	0	2	14	11	36
Loyola Marymount	3-0	.244	17	21	1	0	3	14	19	19
Portland	0-1	.250	3	7	1	0	0	3	4	10
Hawaii	3-1	.275	21	39	10	2	0	18	15	27
Oregon State	0-1	.303	6	10	3	0	0	4	10	7
Washington	1-2	.186	7	18	3	0	0	6	6	28
Arizona State	1-2	.196	10	20	5	0	1	9	21	27

BYU
Utah Valley
Utah
Fresno State
Washington State
Gonzaga
Stanford
California
San Jose State
Arizona
USC
UC Riverside
UCLA

Pitching	W-L	ERA	H	R	ER	BB	SO	SV	Score
Texas Tech	1-2	7.92	26	22	22	23	19	0	24-22
Saint Mary's	3-0	2.33	16	8	7	12	30	1	14-8
Loyola Marymount	3-0	3.00	21	9	9	14	29	2	17-9
Portland	0-1	5.63	11	5	5	2	11	0	3-5
Hawaii	3-1	4.37	34	18	17	19	26	2	21-18
Oregon State	0-1	6.00	5	7	6	10	9	0	6-7
Washington	1-2	7.39	39	28	23	18	30	0	7-28
Arizona State	1-2	6.30	38	23	21	14	32	0	10-23

BYU
Utah Valley
Utah
Fresno State
Washington State
Gonzaga
Stanford
California
San Jose State
Arizona
USC
UC Riverside
UCLA

Duck Numbers

Overall.....	12-9
Home	8-4
Road.....	4-5
Neutral.....	0-0
Pac-12 Conference	2-4
Pac-12 Home.....	2-4
Pac-12 Away	0-0
vs. Ranked Opponents.....	2-5
vs. Unranked Opponents	10-4
On Turf	12-9
On Grass.....	0-0
Turf Infield/Grass Outfield	0-0
Morning Start	0-0
Afternoon Start	9-4
Night Start	3-5
February.....	4-2
March.....	8-7
April	0-0
May	0-0
June	0-0
Mondays	0-0
Tuesdays	0-2
Wednesdays.....	0-0
Thursdays.....	0-1
Fridays	4-2
Saturdays	5-2
Sundays	3-2
When Ahlstrom starts	1-2
When Kafka starts	3-3
When Nelson starts.....	3-1
When Somers starts	0-2
When Stringer starts	3-0
When Walker starts.....	1-1
When Yovan starts	1-0
When a reliever pitches.....	12-9
Oregon homers	5-1
Opponent homers	3-6
When Ducks score first	6-4
When opponents score first.....	6-5
Last 5 games	2-3
Last 10 games	5-5
Weekend Series Win/Loss/Tie.....	3-3
Weekend Series Sweeps/Been Swept.....	2-0
Season Series Sweeps/Been Swept	2-0
Extra Innings.....	2-0
Current Streak	L1
Longest Win Streak	W6
Longest Losing Streak	L3

2019 RESULTS

Date	Opposing Team	Score	r-h-e	r-h-e	Inns	Overall	Conference	Pitcher of Record	Attend	Time
February 15	at Texas Tech	9-4	9-15-0	4-9-0	9	1-0	0-0	Robert Ahlstrom (1-0)	4,432	4:06
February 16	at Texas Tech	11-12	11-14-1	12-10-1	9	1-1	0-0	Kolby Somers (0-1)	4,342	4:24
February 17	at Texas Tech	4-6	4-13-1	6-7-0	9	1-2	0-0	Robert Ahlstrom (1-1)	3,991	3:37
February 22	Saint Mary's	3-2	3-6-0	2-3-0	9	2-2	0-0	Nico Tellache (1-0)	767	3:02
February 23	Saint Mary's	6-2	6-8-1	2-7-1	9	3-2	0-0	Ryne Nelson (1-0)	769	3:16
February 23	Saint Mary's	5-4	5-11-2	4-6-0	9	4-2	0-0	Cullen Kafka (1-0)	769	2:59
March 1	Loyola Marymount	4-3	4-7-0	3-8-0	9	5-2	0-0	Robert Ahlstrom (2-1)	713	3:37
March 2	Loyola Marymount	6-0	6-8-0	0-3-0	9	6-2	0-0	Cole Stringer (1-0)	763	2:35
March 3	Loyola Marymount	7-6	7-6-0	6-10-0	9	7-2	0-0	Keaton Chase (1-0)	771	3:26
March 5	at Portland	3-5	3-7-0	5-11-1	9	7-3	0-0	Nico Tellache (1-1)	386	3:40
March 7	at Hawaii	6-7	6-14-2	7-12-2	9	7-4	0-0	Christian Ciuffetelli (0-1)	2,430	3:56
March 8	at Hawaii	3-1	3-6-0	1-6-0	9	8-4	0-0	Cullen Kafka (2-0)	3,116	2:43
March 9	at Hawaii	4-3	4-7-0	3-6-1	9	9-4	0-0	Keaton Chase (2-0)	3,843	3:25
March 10	at Hawaii	8-7	8-12-1	7-10-2	9	10-4	0-0	Robert Ahlstrom (3-1)	3,062	3:20
March 12	at Oregon State	6-7	6-10-1	7-5-2	9	10-5	0-0	Kolby Somers (0-2)	3,441	3:53
March 15	Washington*	3-9	3-4-2	9-14-1	9	10-6	0-1	Cullen Kafka (2-1)	1,086	3:03
March 16	Washington*	3-19	3-7-2	19-17-0	9	10-7	0-2	Robert Ahlstrom (3-2)	1,251	3:33
March 17	Washington*	1-0	1-7-1	0-8-0	10	11-7	1-2	Nico Tellache (2-1)	1,033	3:17
March 22	Arizona State*	2-12	2-6-1	12-15-0	9	11-8	1-3	Cullen Kafka (2-2)	793	3:12
March 23	Arizona State*	5-4	5-6-1	4-11-2	12	12-8	2-3	Nico Tellache (3-1)	888	4:36
March 24	Arizona State*	3-7	3-8-1	7-12-1	9	12-9	2-4	Brett Walker (0-1)	1,150	3:12
March 26	at BYU									
March 27	at Utah Valley									
March 29	at Utah*									
March 30	at Utah*									
March 31	at Utah*									
April 4	Fresno State									
April 5	Fresno State									
April 6	Fresno State									
April 7	Fresno State									
April 9	at Oregon State									
April 12	at Washington State*									
April 13	at Washington State*									
April 14	at Washington State*									
April 15	at Gonzaga									
April 18	Stanford*									
April 19	Stanford*									
April 20	Stanford*									
April 26	at California*									
April 27	at California*									
April 28	at California*									
April 29	at San Jose State									
May 3	at Arizona*									
May 4	at Arizona*									
May 5	at Arizona*									
May 7	Portland									
May 10	Oregon State*									
May 11	Oregon State*									
May 12	Oregon State*									
May 14	Gonzaga									
May 17	at USC*									
May 18	at USC*									
May 19	at USC*									
May 20	at UC Riverside									
May 23	UCLA*									
May 24	UCLA*									
May 25	UCLA*									

*Pac-12 Conference Game

2019 LINEUP BY BATTING ORDER

Date	Opponent	No. (Times)	Result/Record	No. 1	No. 2	No. 3	No. 4	No. 5	No. 6	No. 7	No. 8	No. 9
February 15	at Texas Tech	1 (1)	W, 9-4/1-0	Novitske	DeLuca	Steer	Matthews	Campbell	Zavala	Adams	Foxcroft	Smith
February 16	at Texas Tech	1 (2)	L, 12-11/1-1	Novitske	DeLuca	Steer	Matthews	Campbell	Zavala	Adams	Foxcroft	Smith
February 17	at Texas Tech	2 (1)	L, 6-4/1-2	Novitske	DeLuca	Steer	Matthews	Zavala	Goldfarb	Tosti	Foxcroft	Smith
February 22	Saint Mary's	3 (1)	W, 3-2/2-2	Novitske	DeLuca	Steer	Matthews	Goldfarb	Zavala	Campbell	Foxcroft	Smith
February 23	Saint Mary's	4 (1)	W, 6-2/3-2	Novitske	DeLuca	Steer	Matthews	Goldfarb	Zavala	Smith	Campbell	Froemke
February 23	Saint Mary's	5 (1)	W, 5-4/4-2	Novitske	DeLuca	Steer	Matthews	Goldfarb	Zavala	Adams	Smith	Froemke
March 1	Loyola Marymount	6 (1)	W, 4-3/5-2	Novitske	DeLuca	Steer	Matthews	Goldfarb	Zavala	Adams	Foxcroft	Smith
March 2	Loyola Marymount	3 (2)	W, 6-0/6-2	Novitske	DeLuca	Steer	Matthews	Goldfarb	Zavala	Campbell	Foxcroft	Smith
March 3	Loyola Marymount	3 (3)	W, 7-6/7-2	Novitske	DeLuca	Steer	Matthews	Goldfarb	Zavala	Campbell	Foxcroft	Smith
March 5	at Portland	3 (4)	L, 5-3/7-3	Novitske	DeLuca	Steer	Matthews	Goldfarb	Zavala	Campbell	Foxcroft	Smith
March 7	at Hawaii	3 (5)	L, 7-6/7-4	Novitske	DeLuca	Steer	Matthews	Goldfarb	Zavala	Campbell	Foxcroft	Smith
March 8	at Hawaii	7 (1)	W, 3-1/8-4	Novitske	DeLuca	Steer	Matthews	Goldfarb	Zavala	Miller	Foxcroft	Smith
March 9	at Hawaii	8 (1)	W, 4-3/9-4	Novitske	DeLuca	Steer	Matthews	Goldfarb	Zavala	Campbell	Froemke	Tosti
March 10	at Hawaii	8 (2)	W, 8-7/10-4	Novitske	DeLuca	Steer	Matthews	Goldfarb	Zavala	Campbell	Froemke	Tosti
March 12	at Oregon State	3 (6)	L, 7-6/10-5	Novitske	DeLuca	Steer	Matthews	Goldfarb	Zavala	Campbell	Foxcroft	Smith
March 15	Washington*	9 (1)	L, 9-3/10-6	Novitske	DeLuca	Steer	Matthews	Goldfarb	Zavala	Tosti	Miller	Foxcroft
March 16	Washington*	6 (2)	L, 19-3/10-7	Novitske	DeLuca	Steer	Matthews	Goldfarb	Zavala	Adams	Foxcroft	Smith
March 17	Washington*	6 (3)	W, 1-0/11-7	Novitske	DeLuca	Steer	Matthews	Goldfarb	Zavala	Adams	Foxcroft	Smith
March 22	Arizona State*	10 (1)	L, 12-2/11-8	Novitske	DeLuca	Steer	Matthews	Zavala	Campbell	Adams	Foxcroft	Smith
March 23	Arizona State*	10 (2)	W, 5-4/12-8	Novitske	DeLuca	Steer	Matthews	Zavala	Campbell	Adams	Foxcroft	Smith
March 24	Arizona State*	11 (1)	L, 7-3/12-9	Novitske	DeLuca	Steer	Matthews	Campbell	Zavala	Adams	Foxcroft	Williams
March 26	at BYU											
March 27	at Utah Valley											
March 29	at Utah*											
March 30	at Utah*											
March 31	at Utah*											
April 4	Fresno State											
April 5	Fresno State											
April 6	Fresno State											
April 7	Fresno State											
April 9	at Oregon State											
April 12	at Washington State*											
April 13	at Washington State*											
April 14	at Washington State*											
April 15	at Gonzaga											
April 18	Stanford*											
April 19	Stanford*											
April 20	Stanford*											
April 26	at California*											
April 27	at California*											
April 28	at California*											
April 29	at San Jose State											
May 3	at Arizona*											
May 4	at Arizona*											
May 5	at Arizona*											
May 7	Portland											
May 10	Oregon State*											
May 11	Oregon State*											
May 12	Oregon State*											
May 14	Gonzaga											
May 17	at USC*											
May 18	at USC*											
May 19	at USC*											
May 20	at UC Riverside											
May 23	UCLA*											
May 24	UCLA*											
May 25	UCLA*											

*Pac-12 Conference Game

2019 LINEUP BY POSITION

Date	Opponent	No. (Times)	Result/Record	C	1B	2B	SS	3B	LF	CF	RF	DH
February 15	at Texas Tech	1 (1)	W, 9-4/1-0	Campbell	Matthews	Foxcroft	Steer	Novitske	Adams	DeLuca	Smith	Zavala
February 16	at Texas Tech	1 (2)	L, 12-11/1-1	Campbell	Matthews	Foxcroft	Steer	Novitske	Adams	DeLuca	Smith	Zavala
February 17	at Texas Tech	2 (1)	L, 6-4/1-2	Goldfarb	Matthews	Foxcroft	Steer	Novitske	Tosti	DeLuca	Smith	Zavala
February 22	Saint Mary's	3 (1)	W, 3-2/2-2	Campbell	Matthews	Foxcroft	Steer	Novitske	Smith	DeLuca	Goldfarb	Zavala
February 23	Saint Mary's	4 (1)	W, 6-2/3-2	Campbell	Matthews	Novitske	Steer	Froemke	Smith	DeLuca	Goldfarb	Zavala
February 23	Saint Mary's	5 (1)	W, 5-4/4-2	Goldfarb	Matthews	Novitske	Steer	Froemke	Adams	DeLuca	Smith	Zavala
March 1	Loyola Marymount	6 (1)	W, 4-3/5-2	Goldfarb	Matthews	Foxcroft	Steer	Novitske	Adams	DeLuca	Smith	Zavala
March 2	Loyola Marymount	3 (2)	W, 6-0/6-2	Campbell	Matthews	Foxcroft	Steer	Novitske	Smith	DeLuca	Goldfarb	Zavala
March 3	Loyola Marymount	3 (3)	W, 7-6/7-2	Campbell	Matthews	Foxcroft	Steer	Novitske	Smith	DeLuca	Goldfarb	Zavala
March 5	at Portland	3 (4)	L, 5-3/7-3	Campbell	Matthews	Foxcroft	Steer	Novitske	Smith	DeLuca	Goldfarb	Zavala
March 7	at Hawaii	3 (5)	L, 7-6/7-4	Campbell	Matthews	Foxcroft	Steer	Novitske	Smith	DeLuca	Goldfarb	Zavala
March 8	at Hawaii	7 (1)	W, 3-1/8-4	Goldfarb	Matthews	Foxcroft	Steer	Novitske	Smith	DeLuca	Zavala	Miller
March 9	at Hawaii	8 (1)	W, 4-3/9-4	Campbell	Matthews	Froemke	Steer	Novitske	Tosti	DeLuca	Goldfarb	Zavala
March 10	at Hawaii	8 (2)	W, 8-7/10-4	Campbell	Matthews	Froemke	Steer	Novitske	Tosti	DeLuca	Goldfarb	Zavala
March 12	at Oregon State	3 (6)	L, 7-6/10-5	Campbell	Matthews	Foxcroft	Steer	Novitske	Smith	DeLuca	Goldfarb	Zavala
March 15	Washington*	9 (1)	L, 9-3/10-6	Goldfarb	Matthews	Foxcroft	Steer	Novitske	Tosti	DeLuca	Zavala	Miller
March 16	Washington*	6 (2)	L, 19-3/10-7	Goldfarb	Matthews	Foxcroft	Steer	Novitske	Adams	DeLuca	Smith	Zavala
March 17	Washington*	6 (3)	W, 1-0/11-7	Goldfarb	Matthews	Foxcroft	Steer	Novitske	Adams	DeLuca	Smith	Zavala
March 22	Arizona State*	1 (3)	L, 12-2/11-8	Campbell	Matthews	Foxcroft	Steer	Novitske	Adams	DeLuca	Smith	Zavala
March 23	Arizona State*	1 (4)	W, 5-4/12-8	Campbell	Matthews	Foxcroft	Steer	Novitske	Adams	DeLuca	Smith	Zavala
March 24	Arizona State*	10 (1)	L, 7-3/12-9	Campbell	Matthews	Foxcroft	Steer	Novitske	Adams	DeLuca	Williams	Zavala
March 26	at BYU											
March 27	at Utah Valley											
March 29	at Utah*											
March 30	at Utah*											
March 31	at Utah*											
April 4	Fresno State											
April 5	Fresno State											
April 6	Fresno State											
April 7	Fresno State											
April 9	at Oregon State											
April 12	at Washington State*											
April 13	at Washington State*											
April 14	at Washington State*											
April 15	at Gonzaga											
April 18	Stanford*											
April 19	Stanford*											
April 20	Stanford*											
April 26	at California*											
April 27	at California*											
April 28	at California*											
April 29	at San Jose State											
May 3	at Arizona*											
May 4	at Arizona*											
May 5	at Arizona*											
May 7	Portland											
May 10	Oregon State*											
May 11	Oregon State*											
May 12	Oregon State*											
May 14	Gonzaga											
May 17	at USC*											
May 18	at USC*											
May 19	at USC*											
May 20	at UC Riverside											
May 23	UCLA*											
May 24	UCLA*											
May 25	UCLA*											

*Pac-12 Conference Game

2019 BOX SCORES

2019 Oregon Baseball Oregon at #8 Texas Tech 2/15/19 at Lubbock, Texas (Rip Griffin Park)

Oregon 9 (1-0)

Player	ab	r	h	bb	so	po	a	lob
Novitske, Sam 3b	4	0	1	1	0	0	4	0
DeLuca, Jonny cf	5	1	1	1	1	4	0	4
Steer, Spencer ss	4	1	2	2	0	1	0	1
Matthews, Gabe 1b	3	0	1	2	1	0	10	0
Campbell, Cameron c	4	0	0	0	0	1	5	0
Zavala, Aaron dh	5	2	3	0	0	1	0	2
Adams, Taylor lf	4	2	2	0	0	0	3	0
Williams, Evan lf	1	0	1	0	0	0	0	0
Foxcroft, Max 2b	5	1	1	1	0	1	2	0
Smith, Tanner rf	4	2	3	2	1	0	4	0
Yovan, Kenyon p	0	0	0	0	0	0	0	0
Ahlstrom, Robert p	0	0	0	0	0	0	0	0
Walker, Brett p	0	0	0	0	0	0	0	0
Ciuffetelli, C. p	0	0	0	0	0	0	0	0
Tellache, Nico p	0	0	0	0	0	0	0	0
Totals	39	9	15	9	4	5	27	7

Score by Innings	1	2	3	4	5	6	7	8	9	R	H	E
Oregon	0	0	3	3	2	0	1	0	0	9	15	0
Texas Tech	1	0	0	2	0	1	0	0	0	4	9	0

LOB - Oregon 11; Texas Tech 11. 2B - Matthews, G; Zavala, A 2; Williams, E; Foxcroft, M. HR - Warren, C.. HBP - Novitske, S; Matthews, G; Campbell, C. SF - Steer, S; Baker, D.. SB - Novitske, S 2; DeLuca, J 2; Steer, S 2; Adams, T 2; Smith, T; Holt, G.; Marusak, M.. CS - Matthews, G.

Oregon	ip	h	r	er	bb	so	ab	bf
Yovan, Kenyon	2.0	1	1	1	2	1	7	9
Ahlstrom, Robert	3.0	4	2	2	0	0	12	13
Walker, Brett	2.0	4	1	1	1	2	10	11
Ciuffetelli, C.	1.0	0	0	0	2	1	3	5
Tellache, Nico	1.0	0	0	0	1	1	3	4

Texas Tech 4 (0-1)

Player	ab	r	h	bb	so	po	a	lob
Holt, G. rf	4	0	1	0	1	1	3	0
O'Tremba, T. dh	4	1	0	0	1	1	0	2
Jung, J. 3b	5	0	0	0	0	1	2	4
Klein, B. 2b	5	0	2	1	0	0	1	0
Warren, C. 1b	4	1	2	1	1	0	6	2
Neuse, D. lf	4	2	2	0	1	0	3	1
Marusak, M. cf	3	0	1	0	1	1	3	1
Stilwell, C. c	3	0	0	0	1	0	5	1
Baker, D. ss	3	0	1	2	0	1	2	0
Kilian, C. p	0	0	0	0	0	0	1	0
McMillon, J. p	0	0	0	0	0	0	0	0
Huerta, N. p	0	0	0	0	0	0	0	0
Wilson, K. p	0	0	0	0	0	0	0	1
Haveman, D. p	0	0	0	0	0	0	0	0
Freeman, C. p	0	0	0	0	0	0	1	0
Totals	35	4	9	4	6	5	27	10

Score by Innings	1	2	3	4	5	6	7	8	9	R	H	E
Oregon	0	0	3	3	2	0	1	0	0	9	15	0
Texas Tech	1	0	0	2	0	1	0	0	0	4	9	0

Win - Ahlstrom, R (1-0). Loss - Kilian, C. (0-1). Save - None.

WP - Ciuffetelli. HBP - by McMillon, J. (Novitske, S); by Wilson, K. (Matthews, G); by Wilson, K. (Campbell, C).

Umpires - HP: Jeffrey Henrichs 1B: Mike Morris 2B: Jon Wolfe 3B: Casey Moser

Start: 2:05 PM Time: 4:06 Attendance: 4432

Weather: 70s, partly sunny

2019 Oregon Baseball Oregon at #8 Texas Tech 2/16/19 at Lubbock, Texas (Rip Griffin Park)

Oregon 11 (1-1)

Player	ab	r	h	bb	so	po	a	lob
Novitske, Sam 3b	3	1	1	0	2	2	1	0
DeLuca, Jonny cf	6	2	3	2	0	1	5	0
Steer, Spencer ss	4	1	2	1	1	0	1	0
Matthews, Gabe 1b	4	1	2	1	1	4	2	2
Campbell, Cameron c	5	1	1	1	0	4	9	0
Zavala, Aaron dh	4	1	3	1	1	0	0	0
Adams, Taylor lf	4	1	1	1	2	0	0	2
Foxcroft, Max 2b	3	1	0	1	0	1	2	0
Smith, Tanner rf	4	2	1	0	0	1	1	0
Nelson, Ryne p	0	0	0	0	0	0	1	0
Fuller, Peyton p	0	0	0	0	0	0	1	0
Tellache, Nico p	0	0	0	0	0	0	0	0
Somers, Kolby p	0	0	0	0	0	0	0	0
Ciuffetelli, C. p	0	0	0	0	0	0	0	0
Totals	37	11	14	8	6	12	24	6

Score by Innings	1	2	3	4	5	6	7	8	9	R	H	E
Oregon	8	1	1	0	0	1	0	0	0	11	14	1
Texas Tech	3	4	0	0	0	2	3	0	X	12	10	1

E - Nelson, R; Lanning, E.. DP - Texas Tech 1. LOB - Oregon 9; Texas Tech 7. 2B - DeLuca, J; Smith, T; Jung, J.. HR - Campbell, C; Facendo, D.; Fulford, B. 2. HBP - Foxcroft, M; Smith, T. SH - Novitske, S; Foxcroft, M. SF - Klein, B.. SB - Smith, T; Holt, G. 3. CS - Zavala, A.

Oregon	ip	h	r	er	bb	so	ab	bf
Nelson, Ryne	4.1	7	7	7	4	5	18	23
Fuller, Peyton	1.1	2	2	2	1	1	6	7
Tellache, Nico	0.1	0	1	1	1	0	1	2
Somers, Kolby	0.1	1	2	2	3	0	2	5
Ciuffetelli, C.	1.2	0	0	0	1	3	5	6

Texas Tech 12 (1-1)

Player	ab	r	h	bb	so	po	a	lob
Holt, G. rf/cf	2	3	2	1	3	0	0	1
Baker, D. ss	5	1	1	1	0	1	2	3
Jung, J. 3b	3	2	2	2	2	0	0	0
Klein, B. 2b	3	0	0	1	1	1	0	2
Facendo, D. dh	3	1	1	2	2	1	0	0
Neuse, D. lf/cf	4	1	1	2	1	2	1	0
Warren, C. 1b	5	1	0	0	0	1	9	1
Marusak, M. cf	2	0	0	0	0	2	1	0
Masters, C. ph/lf	1	0	0	0	0	1	0	0
O'Tremba, T. ph/rf	1	1	1	0	0	0	0	0
Fulford, B. c	3	2	2	3	1	0	13	1
Bonnin, B. p	0	0	0	0	0	0	0	0
Lanning, E. p	0	0	0	0	0	0	0	0
Garlett, T. p	0	0	0	0	0	0	2	0
Floyd, T. p	0	0	0	0	0	0	1	0
Keesee, R. p	0	0	0	0	0	0	1	0
Beeter, C. p	0	0	0	0	0	0	0	0
Totals	32	12	10	12	10	9	27	11

Score by Innings	1	2	3	4	5	6	7	8	9	R	H	E
Oregon	8	1	1	0	0	1	0	0	0	11	14	1
Texas Tech	3	4	0	0	0	2	3	0	X	12	10	1

Win - Floyd, T. (1-0). Loss - Somers, K (0-1). Save - Beeter, C. (1).

WP - Floyd, T.. HBP - by Lanning, E. (Foxcroft, M); by Keesee, R. (Smith, T). PB - Fulford, B..

Umpires - HP: Mike Morris 1B: Jon Wolfe 2B: Casey Moser 3B: Jeffrey Henrichs

Start: 3:05 Time: 4:24 Attendance: 4342

Weather: 60s, 20-30mph wind

Lanning, E. faced 1 batter in the 3rd.

Tellache, N faced 1 batter in the 7th.

2019 Oregon Baseball Oregon at #8 Texas Tech 2/17/19 at Lubbock, Texas (Rip Griffin Park)

Oregon 4 (1-2)

Player	ab	r	h	bb	so	po	a	lob
Novitske, Sam 3b	4	1	1	0	1	2	5	1
DeLuca, Jonny cf	5	1	3	0	0	1	3	0
Steer, Spencer ss	4	0	1	1	0	1	0	2
Matthews, Gabe 1b	4	0	2	1	0	0	11	1
Zavala, Aaron dh	4	0	0	0	1	0	0	2
Goldfarb, Jakob c/lf	4	1	3	0	0	0	5	0
Tosti, Vinny lf	3	0	1	1	0	0	0	2
Campbell, Cameron ph/c	1	0	0	0	0	0	0	0
Foxcroft, Max 2b	4	1	1	0	0	0	1	2
Smith, Tanner rf	4	0	1	1	0	0	1	0
Kafka, Cullen p	0	0	0	0	0	0	0	0
Ahlstrom, Robert p	0	0	0	0	0	0	0	0
Fuller, Peyton p	0	0	0	0	0	0	0	0
Chase, Keaton p	0	0	0	0	0	0	1	0
Totals	37	4	13	4	1	5	24	10

Score by Innings	1	2	3	4	5	6	7	8	9	R	H	E
Oregon	0	1	1	1	1	0	0	0	0	4	13	1
Texas Tech	0	0	0	1	1	2	2	0	X	6	7	0

E - Tosti, V. LOB - Oregon 7; Texas Tech 8. 2B - DeLuca, J(2); Goldfarb, J; Facendo, D.(1). 3B - DeLuca, J(1); Neuse, D.(1). HR - O'Tremba, T.(1). SH - Fulford, B.(1). SF - Klein, B.(2). SB - Steer, S(3); Matthews, G(1); Foxcroft, M 2(2); Smith, T(3); Holt, G. 2(6); Baker, D.(1). CS - Foxcroft, M(1).

Oregon	ip	h	r	er	bb	so	ab	bf
Kafka, Cullen	5.1	6	4	4	3	3	22	25
Ahlstrom, Robert	1.0	1	2	2	2	1	3	6
Fuller, Peyton	1.0	0	0	0	2	1	2	5
Chase, Keaton	0.2	0	0	0	0	0	2	2

Texas Tech 6 (2-1)

Player	ab	r	h	bb	so	po	a	lob
Holt, G. cf/rf	3	1	1	0	2	0	5	0
Baker, D. ss	4	1	0	0	1	0	2	2
Jung, J. 3b	4	0	2	2	0	1	2	1
Klein, B. 2b	3	0	0	1	0	0	1	2
Facendo, D. dh	2	2	1	0	2	0	0	0
Neuse, D. lf	3	0	1	1	1	0	1	0
O'Tremba, T. rf	4	1	2	0	1	2	0	4
Marusak, M. cf	0	0	0	0	0	0	1	0
Kelly, P. 1b	3	0	0	0	0	1	6	2
Masters, C. ph	0	0	0	0	1	0	0	0
Warren, C. 1b	0	0	0	0	0	0	1	0
Fulford, B. c	3	1	1	0	0	2	5	2
Montgomery p	0	0	0	0	0	0	0	0
Sublette, R. p	0	0	0	0	0	0	0	0
Haveman, D. p	0	0	0	0	0	0	0	0
Queen, C. p	0	0	0	0	0	0	1	0
Keesee, R. p	0	0	0	0	0	0	0	0
McMillon, J. p	0	0	0	0	0	0	0	0
Totals	29	6	7	6	7	5	27	10

Score by Innings	1	2	3	4	5	6	7	8	9	R	H	E
Oregon	0	1	1	1	1	0	0	0	0	4	13	1
Texas Tech	0	0	0	1	1	2	2	0	X	6	7	0

Win - Queen, C. (1-0). Loss - Ahlstrom, R (1-1). Save - McMillon, J. (1).

BK - Ahlstrom, R(1).

Umpires - HP: Jon Wolfe 1B: Casey Moser 2B: Jeffrey Henrichs 3B: Mike Morris

Start: 2:05 pm Time: 3:37 Attendance: 3991

Weather: 50s, sunny

Sublette, R. faced 3 batters in the 5th.

2019 Oregon Baseball Saint Mary's at Oregon 2/22/19 at Eugene, Ore. (PK Park)

Saint Mary's 2 (4-1)

Player	ab	r	h	bb	so	po	a	lob
VRANESH, Joe lf	4	1	1	0	0	2	2	1
MILAM, Kevin dh	3	0	1	1	0	1	0	0
DIAZ, Joe 3b/ss	4	0	0	0	0	0	2	1
NOVIS, Ryan cf/rf	3	0	0	0	1	1	1	0
HAUS, Edward 2b	2	0	0	0	2	0	1	0
TALAMANTE, Jacob pr/cf	1	0	0	0	0	1	1	0
CHAUVIN, Austin 1b	3	0	0	0	1	1	5	0
MCCARTHY, Jack pr	0	0	0	0	0	0	0	0
WILLITS, Bryce 3b	0	0	0	0	0	0	0	0
GREEN, Matt rf/1b	2	0	0	0	1	1	0	0
THANE, Connor ss	3	0	0	0	1	1	0	2
GOULART, Marc ph	1	0	1	0	0	0	0	0
VELAZQUEZ, Kyle 2b	0	0	0	0	0	0	0	0
MENDEZ, Daniel c	2	0	1	0	0	0	9	2
SHEBLOSKI, Andrew ph	1	0	0	0	0	0	0	0
SANTINI, JC c	1	0	0	0	0	5	2	0
WALDICHUK, Ken p	0	0	0	0	0	0	0	0
MADRIGAL, Ty p	0	0	0	0	0	0	1	0
Totals	29	2	3	2	5	7	26	7

2019 BOX SCORES

2019 Oregon Baseball Saint Mary's at Oregon (Game 1) 2/23/19 at Eugene, Ore. (PK Park)

Saint Mary's 2 (4-2)

Oregon 6 (3-2)

Player	ab	r	h	rbi	bb	so	po	a	lob
VRANESH, Joe lf	4	0	1	1	1	2	0	0	
MILAM, Kevin p/dh	5	0	1	0	0	2	0	1	6
HAUS, Edward 2b	4	0	0	0	0	1	2	1	0
NOVIS, Ryan cf	4	0	0	0	2	1	0	1	0
DIAZ, Gio 3b	4	0	1	0	0	0	1	2	0
SHEBLOSKEI, Andrew rf	3	1	1	0	1	1	0	0	0
GREEN, Matt 1b	4	0	1	1	0	2	4	1	2
SANTINI, JC c	3	1	0	0	0	1	11	4	0
CHAUVIN, Austin ph	1	0	0	0	0	1	0	0	0
THANE, Conor ss	2	0	1	0	1	0	2	0	0
MURPHY, Jack ph	1	0	1	0	0	0	0	0	0
DAUGHERTY, Ryan p	0	0	0	0	0	0	0	0	0
SCHNEIDER, Nathan p	0	0	0	0	0	0	0	0	0
Totals	35	2	7	2	3	11	24	11	9

Player	ab	r	h	rbi	bb	so	po	a	lob
Novitske, Sam 2b	3	0	0	0	0	1	3	1	0
DeLuca, Jonny cf	3	1	1	1	0	2	3	1	1
Steer, Spencer ss	3	0	1	0	1	2	0	1	0
Matthews, Gabe 1b	2	1	1	0	2	0	7	0	2
Goldfarb, Jakob rf	3	0	0	0	1	1	2	0	2
Zavala, Aaron dh	4	1	3	2	0	0	0	0	0
Smith, Tanner lf	3	1	0	0	1	3	1	0	3
Williams, Evan lf	0	0	0	0	0	0	0	0	0
Campbell, Cameron c	1	2	1	1	1	0	11	0	0
Roemke, Kyle 3b	3	0	1	2	0	2	0	4	0
Nelson, Ryne p	0	0	0	0	0	0	0	0	0
Ahlstrom, Robert p	0	0	0	0	0	0	0	0	0
Fuller, Peyton p	0	0	0	0	0	0	0	0	0
Totals	25	6	8	6	6	11	27	7	8

Score by Innings	1	2	3	4	5	6	7	8	9	R	H	E
Saint Mary's	0	0	0	0	1	0	0	0	1	2	7	1
Oregon	0	2	1	0	1	1	0	1	X	6	8	1

E - MILAM(2); Roemke, K. LOB - Saint Mary's 9; Oregon 8. 2B - SHEBLOSKEI(1); GREEN(2). HR - Campbell, C(2). HBP - Novitske, S; DeLuca, J; Campbell, C; Roemke, K. SH - Novitske, S(2); Campbell, C(1). SF - DeLuca, J(1). CS - DeLuca, J(1); Goldfarb, J(1); Roemke, K.

Saint Mary's	ip	h	r	er	bb	so	ab	bf	np
MILAM, Kevin	4.1	6	4	4	3	6	14	21	86
DAUGHERTY, Ryan	0.1	1	0	0	1	0	2	3	11
SCHNEIDER, Nathan	3.1	1	2	2	2	5	9	14	54

Oregon	ip	h	r	er	bb	so	ab	bf	np
Nelson, Ryne	6.0	4	1	0	2	9	23	25	93
Ahlstrom, Robert	2.0	2	1	1	1	0	8	9	37
Fuller, Peyton	1.0	1	0	0	0	2	4	4	15

Win - Nelson, R (1-0). Loss - MILAM (1-1). Save - None.

WP - MILAM(2); DAUGHERTY(1); SCHNEIDER(2). HBP - by MILAM (DeLuca, J); by MILAM (Novitske, S); by MILAM (Campbell, C); by SCHNEIDER (Roemke, K). Pitches/strikes: MILAM 86/50; DAUGHERTY 11/4; SCHNEIDER 54/30; Nelson, R 93/60; Ahlstrom, R 37/21; Fuller, P 15/9.

Umpires - HP: Randy Sutton 1B: Angel Campos 2B: Stephen Barga 3B: Joe Burleson
Start: 1:05 pm Time: 3:16 Attendance: 767
Weather: Oregon baseball weather
Ahlstrom, R faced 2 batters in the 9th.

2019 Oregon Baseball Saint Mary's at Oregon (Game 2) 2/23/19 at Eugene, Ore. (PK Park)

Saint Mary's 4 (4-3)

Oregon 5 (4-2)

Player	ab	r	h	rbi	bb	so	po	a	lob
VRANESH, Joe lf	3	0	1	0	0	1	1	0	0
MILAM, Kevin dh	5	0	0	0	0	1	0	0	1
HAUS, Edward 2b	4	0	0	0	2	2	0	0	0
NOVIS, Ryan cf	4	0	0	0	4	0	0	1	0
MURPHY, Jack ph	1	0	0	0	1	0	0	0	0
DIAZ, Gio 3b	4	0	0	0	0	2	1	0	0
CHAUVIN, Austin 1b	4	1	1	0	0	2	5	0	3
GREEN, Matt rf	1	3	1	0	1	0	0	0	0
SANTINI, JC c	1	0	1	1	3	0	12	3	0
THANE, Conor ss	3	0	2	2	0	1	2	1	3
ZALOUIS, Charles ph	1	0	0	0	0	0	0	0	0
VELAZQUEZ, Kyle ss	0	0	0	0	0	0	0	0	0
LOMELI, Carlos p	0	0	0	0	0	0	0	0	0
HANSEN, Andrew p	0	0	0	0	0	0	0	0	0
HOBBBS, Michael p	0	0	0	0	0	0	0	0	0
Totals	31	4	6	3	4	12	24	7	10

Player	ab	r	h	rbi	bb	so	po	a	lob
Novitske, Sam 2b	4	1	2	0	0	0	2	3	0
DeLuca, Jonny cf	4	1	2	0	0	1	2	0	1
Steer, Spencer ss	4	1	1	0	0	1	0	3	0
Matthews, Gabe 1b	4	1	1	3	0	2	8	1	1
Goldfarb, Jakob c/rf	3	1	0	0	0	3	12	1	0
Zavala, Aaron dh	4	0	3	1	0	0	0	0	0
Adams, Taylor lf	3	0	1	0	0	2	1	0	0
Williams, Evan lf	0	0	0	0	0	0	0	0	0
Smith, Tanner rf	3	0	1	1	1	1	1	0	0
Campbell, Cameron c	0	0	0	0	0	0	1	0	0
Roemke, Kyle 3b	4	0	0	0	0	2	0	0	5
Kafka, Cullen p	0	0	0	0	0	0	0	2	0
Chase, Keaton p	0	0	0	0	0	0	0	0	0
Walker, Brett p	0	0	0	0	0	0	0	0	0
Totals	33	5	11	5	1	12	27	10	7

Score by Innings	1	2	3	4	5	6	7	8	9	R	H	E
Saint Mary's	0	1	0	2	0	0	0	1	0	4	6	0
Oregon	0	0	0	1	4	0	0	0	X	5	11	2

E - Roemke, K 2(3). DP - Oregon 1. LOB - Saint Mary's 10; Oregon 7. 2B - SANTINI(1). HR - Matthews, G(1). HBP - Novitske, S; DIAZ; GREEN 2; Goldfarb, J; Adams, T. SH - HAUS(2). SB - DeLuca, J(4). CS - THANE(1); Zavala, A(2).

Saint Mary's	ip	h	r	er	bb	so	ab	bf
LOMELI, Carlos	4.0	8	3	3	1	7	18	20
HANSEN, Andrew	0.1	3	2	2	0	1	4	5
HOBBBS, Michael	3.2	0	0	0	0	4	11	11

Oregon	ip	h	r	er	bb	so	ab	bf
Kafka, Cullen	6.0	5	3	3	3	7	21	27
Chase, Keaton	1.0	1	1	1	1	3	5	8
Walker, Brett	2.0	0	0	0	0	2	5	6

Win - Kafka, C (1-0). Loss - HANSEN (0-1). Save - Walker, B (1).

WP - LOMELI(1); Kafka, C 3(3); Chase, K 2(2). HBP - by Kafka, C (VRANESH); by Kafka, C (GREEN); by LOMELI (Adams, T); by HANSEN (Goldfarb, J); by Chase, K (DIAZ); by Chase, K (GREEN); by Walker, B (VRANESH).

Umpires - HP: Angel Campos 1B: Stephen Barga 2B: Joe Burleson 3B: Randy Sutton
Start: 5:05 pm Time: 2:59 Attendance: 769
Weather: Glad I'm inside
LOMELI faced 2 batters in the 5th.
Chase, K faced 2 batters in the 8th.

2019 Oregon Baseball Loyola Marymount at Oregon 3/1/19 at Eugene, Ore. (PK Park)

Loyola Marymount 3 (5-4)

Oregon 4 (5-2)

Player	ab	r	h	rbi	bb	so	po	a	lob
SOGARD, Nick ss	5	0	1	1	0	2	3	3	2
OYAMA, Kenny lf	5	0	2	0	0	3	3	0	0
SHEARER, Brandon 3b	4	0	0	0	1	2	0	1	3
UHL, Cooper c	3	1	1	0	1	1	6	2	0
ESQUERRA, Trevin 1b	4	1	2	0	1	5	0	4	0
DELGADO, Tommy dh	3	1	0	0	1	1	0	0	0
LAMBEAU, Alex rf	4	0	2	0	0	1	2	0	0
KAWANO, Ryan 2b	4	0	1	0	0	0	3	1	0
HIRSCH, Dylan cf	3	0	0	0	1	2	2	0	1
PAIVA, Codie p	0	0	0	0	0	0	0	0	0
PAQUET, Sean p	0	0	0	0	0	0	0	0	0
ROBINS, Josh p	0	0	0	0	0	0	0	0	0
BURGE, Alexander p	0	0	0	0	0	0	0	0	0
MORA, Kyle p	0	0	0	0	0	0	0	0	0
Totals	35	3	8	3	4	13	24	7	10

Player	ab	r	h	rbi	bb	so	po	a	lob
Novitske, Sam 3b	3	0	0	0	2	1	0	2	0
DeLuca, Jonny cf	5	0	0	0	0	2	1	0	3
Steer, Spencer ss	5	1	2	0	0	1	0	1	3
Matthews, Gabe 1b	2	2	2	0	2	0	9	1	0
Goldfarb, Jakob c/rf	3	1	1	0	1	1	10	1	0
Zavala, Aaron dh	3	0	0	0	1	0	0	0	1
Adams, Taylor lf	1	0	0	1	1	1	1	0	0
Roemke, Kyle 2b	1	0	1	0	0	0	0	1	0
Foxcroft, Max 2b	2	0	0	0	0	0	0	2	4
Campbell, Cameron ph/c	0	0	0	1	1	0	5	0	0
Smith, Tanner rf/lf	2	0	1	0	2	0	0	0	0
Kafka, Cullen p	0	0	0	0	0	0	1	2	0
Ahlstrom, Robert p	0	0	0	0	0	0	0	0	0
Walker, Brett p	0	0	0	0	0	0	0	0	0
Tellache, Nico p	0	0	0	0	0	0	0	0	0
Totals	27	4	7	2	10	6	27	10	11

Score by Innings	1	2	3	4	5	6	7	8	9	R	H	E
Loyola Marymount	0	0	0	1	0	0	0	2	0	3	8	0
Oregon	0	1	0	0	0	3	0	0	X	4	7	0

LOB - LMU 10; Oregon 11. 2B - LAMBEAU, A.(2). HR - ESQUERRA, T.(2). HBP - UHL, C.. SH - Adams, T(1). SF - Campbell, C(1). SB - OYAMA, K(1); DELGADO, T(1); Adams, T(3). CS - Novitske, S(1); Smith, T(1).

Loyola Marymount	ip	h	r	er	bb	so	ab	bf
PAIVA, Codie	5.0	4	1	1	3	2	16	20
PAQUET, Sean	0.1	2	3	1	0	3	4	4
ROBINS, Josh	0.1	0	0	0	0	0	0	0
BURGE, Alexander	1.1	1	0	0	2	1	5	7
MORA, Kyle	1.0	0	0	0	1	3	3	4

Oregon	ip	h	r	er	bb	so	ab	bf
Kafka, Cullen	5.0	4	1	1	4	7	19	24
Ahlstrom, Robert	2.0	1	1	1	0	3	7	7
Walker, Brett	0.2	3	1	1	0	0	5	5
Tellache, Nico	1.1	0	0	0	0	3	4	4

Win - Ahlstrom, R (2-1). Loss - PAQUET, S. (0-1). Save - Tellache, N (1).
WP - PAQUET, S.(2); ROBINS, J. 2(2). HBP - by Kafka, C (UHL, C.).

Umpires - HP: Darren Hyman 1B: Shawn Rakos 2B: Travis Reininger 3B: Kelly Gonzales
Start: 3:05 pm Time: 3:37 Attendance: 713
Weather: SUN!!!!
Ahlstrom, R faced 1 batter in the 8th.
BURGE, A. faced 2 batters in the 8th.

2019 Oregon Baseball Loyola Marymount at Oregon 3/2/19 at Eugene, Ore. (PK Park)

Loyola Marymount 0 (5-5)

Oregon 6 (6-2)

Player	ab	r	h	rbi	bb	so	po	a	lob
SOGARD, Nick ss	4	0	1	0	0	1	2	1	1
UHL, Cooper c	2	0	0	0	2	0	5	0	1
SHEARER, Brandon 3b	4	0	1	0	0	1	0	1	0
CHAVEZ, Steven dh	4	0	1	0	0	0	0	1	0
ESQUERRA, Trevin 1b	3	0	0	0	1	9	0	0	0
LAMBEAU, Alex r/2b	4	0	0	0	1	2	0	3	0
PIOTROWSKI, Matthew 2b	2	0	0	0	0	1	5	0	0
KAWANO, Ryan ph	0	0	0	0	1	0	0	0	0
HIRSCH, Dylan pr/cf	0	0	0	0	0	0	0	0	0
OYAMA, Kenny lf	2	0	0	0	1	1	3	0	0
HIBBERD, Harry d/rf	2	0	0	0	1	0	2	0	0
AGNEW, Josh p	0	0	0	0	0	0	2	0	0
BENEDETTI, Giuseppe p	0	0	0	0	0	0	0	1	0
Totals	27	0	3	0	5	5	24	10	6

2019 BOX SCORES

2019 Oregon Baseball Loyola Marymount at Oregon 3/3/19 at Eugene, Ore. (PK Park)

Loyola Marymount 6 (5-6)

Player	ab	r	h	rbi	bb	so	po	a	lob
SOGARD, Nick ss	5	1	1	0	0	2	2	2	0
OYAMA, Kenny lf	5	1	2	1	0	2	2	0	0
SHEARER, Brandon 3b	3	1	1	0	2	0	2	0	0
UHL, Cooper c	4	1	1	1	1	2	8	0	0
ESQUERRA, Trevin 1b	3	2	3	1	2	0	6	0	0
CHAVEZ, Steven dh	4	0	1	2	0	1	0	0	4
DELGADO, Tommy rf	4	0	1	1	0	1	2	0	3
KAWANO, Ryan 2b	3	0	0	0	0	1	1	4	1
LAMBEAU, Alex ph/2b	1	0	0	0	0	0	0	0	0
HIRSCH, Dylan cf	4	0	0	0	0	2	1	0	1
FRASSO, Nick p	0	0	0	0	0	0	0	1	0
FERNANDEZEES, CJ p	0	0	0	0	0	0	0	0	0
VOELKER, Matt p	0	0	0	0	0	0	0	0	0
MADOLE, Nate p	0	0	0	0	0	0	1	0	0
Totals	36	6	10	6	5	11	24	8	9

Oregon 7 (7-2)

Player	ab	r	h	rbi	bb	so	po	a	lob
Novitske, Sam 3b	4	1	1	1	1	2	1	3	1
DeLuca, Jonny cf	5	1	1	0	0	1	1	0	1
Steer, Spencer ss	2	1	1	1	2	0	0	2	0
Matthews, Gabe 1b	2	1	1	2	1	0	12	0	0
Goldfarb, Jakob rf	3	0	0	0	1	1	0	0	1
Zavala, Aaron dh	3	0	0	0	0	0	0	0	1
Campbell, Cameron c	2	2	0	0	2	0	10	2	0
Foxcroft, Max 2b	3	0	0	0	0	2	1	3	0
Adams, Taylor ph	1	0	0	0	0	1	0	0	3
Roemke, Kyle 2b	0	0	0	0	0	0	1	0	0
Smith, Tanner lf	4	1	2	2	0	1	1	0	0
Williams, Evan lf	0	0	0	0	0	0	0	0	0
Nelson, Ryne p	0	0	0	0	0	0	0	1	0
Walker, Brett p	0	0	0	0	0	0	0	0	0
Chase, Keaton p	0	0	0	0	0	0	0	0	0
Tellache, Nico p	0	0	0	0	0	0	0	0	0
Totals	29	7	6	6	7	8	27	11	7

Score by Innings	1	2	3	4	5	6	7	8	9	R	H	E
Loyola Marymount	1	0	0	2	0	1	2	0	0	6	10	0
Oregon	2	1	0	2	0	0	2	0	X	7	6	0

DP - LMU 1. LOB - LMU 9; Oregon 7. 2B - SOGARD, N.(3); OYAMA, K.(2); ESQUERRA, T. 2(6); CHAVEZ, S.(1). 3B - SHEARER, B.(1). HR - Matthews, G(2). HBP - CHAVEZ, S.; Matthews, G; Zavala, A. SB - Campbell, C(1).

Loyola Marymount	ip	h	r	er	bb	so	ab	bf
FRASSO, Nick	4.0	4	5	5	3	5	16	20
FERNANDEZEES, CJ	0.0	0	0	0	1	0	0	2
VOELKER, Matt	3.0	2	2	2	3	3	10	13
MADOLE, Nate	1.0	0	0	0	0	0	3	3

Oregon	ip	h	r	er	bb	so	ab	bf
Nelson, Ryne	6.0	6	4	4	3	8	23	26
Walker, Brett	0.2	3	2	2	1	1	5	6
Chase, Keaton	0.1	0	0	0	0	0	1	2
Tellache, Nico	2.0	1	0	0	1	2	7	8

Win - Chase, K (1-0). Loss - VOELKER, M. (0-1). Save - Tellache, N (2).

WP - FERNANDEZEES(2). HBP - by FRASSO, N. (Zavala, A); by FERNANDEZEES (Matthews, G); by Chase, K (CHAVEZ, S.). BK - VOELKER, M.(1). PB - UHL, C.(2).

Umpires - HP: Travis Reininger 1B: Kelly Gonzales 2B: Darren Hyman 3B: Shawn Rakos

Start: 12:05 pm Time: 3:26 Attendance: 771

FERNANDEZEES faced 2 batters in the 5th.

2019 Oregon Baseball Oregon at Portland 3/5/19 at Portland, Ore. (Joe Etzel Field)

Oregon 3 (7-3)

Player	ab	r	h	rbi	bb	so	po	a	lob
Novitske, Sam 3b	4	0	2	0	0	1	1	4	3
DeLuca, Jonny cf	3	1	0	0	1	2	2	0	0
Steer, Spencer ss	2	1	0	0	1	0	0	1	0
Matthews, Gabe 1b	3	0	2	0	0	0	7	0	1
Goldfarb, Jakob rf	3	1	1	2	0	1	1	0	1
Zavala, Aaron dh	3	0	1	0	1	1	0	0	1
Campbell, Cameron c	3	0	1	1	1	2	11	1	0
Foxcroft, Max 2b	2	0	0	0	0	1	2	1	0
Miller, A.J. ph	1	0	0	0	0	0	0	0	0
Smith, Tanner lf	4	0	0	0	0	2	0	0	0
Somers, Kolby p	0	0	0	0	0	0	0	0	0
Breault, Hunter p	0	0	0	0	0	0	0	0	0
Fuller, Peyton p	0	0	0	0	0	0	0	0	0
Ciuffetelli, C. p	0	0	0	0	0	0	1	0	0
Walker, Brett p	0	0	0	0	0	0	0	0	0
Tellache, Nico p	0	0	0	0	0	0	0	0	0
Chase, Keaton p	0	0	0	0	0	0	0	0	0
Totals	28	3	7	3	4	10	24	8	6

Portland 5 (9-4)

Player	ab	r	h	rbi	bb	so	po	a	lob
STEVENS, Chad ss	4	0	2	0	0	1	1	3	1
KELLY, Matt 2b	4	1	1	0	0	2	4	1	2
LOPEZ, Daniel 3b	4	1	1	0	0	1	0	1	0
HAWKEN, Cody lf	4	1	2	1	0	0	2	1	0
MONTGOMERY, Hunter dh	3	0	1	2	1	1	0	0	1
MERONE, Nick pr	0	1	0	0	0	0	0	0	0
McKINNEY, Jace cf	4	1	2	0	0	1	3	0	1
CHENEY, Henry rf	1	0	0	0	1	1	0	0	0
TURNER, Travis pr/rf	0	0	0	0	0	0	2	0	0
SKORO, Gabe ph	1	0	1	2	0	0	0	0	0
PORTER, Blake rf	0	0	0	0	0	0	0	0	0
TAMMARO, Tracy 1b	4	0	1	0	0	2	4	1	0
ELSKE, Dutton c	4	0	0	0	0	2	11	2	2
RICHMAN, Cameron p	0	0	0	0	0	0	0	1	0
WILKINSON, Cole p	0	0	0	0	0	0	0	1	0
WHITE, Connor p	0	0	0	0	0	0	0	0	0
ALLEGRO, Peter p	0	0	0	0	0	0	0	0	0
KNUTSON, Connor p	0	0	0	0	0	0	0	0	0
Totals	33	5	11	5	2	11	27	11	7

Score by Innings	1	2	3	4	5	6	7	8	9	R	H	E
Oregon	0	1	0	0	0	0	0	2	0	3	7	0
Portland	0	0	0	0	0	0	0	5	X	5	11	1

E - WHITE, C(1). LOB - Oregon 6; Portland 7. 2B - Campbell, C(1); HAWKEN, C(5); SKORO, G(3). HBP - Steer, S; Goldfarb, J. SH - Matthews, G(1); Foxcroft, M(2); TURNER, T(1). SB - Novitske, S(3); KELLY, M(2); TURNER, T(1). CS - Novitske, S(2); Zavala, A(3); STEVENS, C(2).

Oregon	ip	h	r	er	bb	so	ab	bf
Somers, Kolby	4.0	3	0	0	1	5	14	15
Breault, Hunter	1.0	0	0	0	1	3	3	4
Fuller, Peyton	1.0	1	0	0	0	1	4	4
Ciuffetelli, C.	1.0	1	0	0	0	1	3	4
Walker, Brett	0.1	2	2	2	0	0	3	3
Tellache, Nico	0.1	4	3	3	0	1	5	5
Chase, Keaton	0.1	0	0	0	0	0	1	1

Portland	ip	h	r	er	bb	so	ab	bf
RICHMAN, Cameron	5.0	5	1	1	1	6	18	20
WILKINSON, Cole	2.0	1	0	0	2	2	5	8
WHITE, Connor	0.1	0	2	2	1	0	0	3
ALLEGRO, Peter	0.2	1	0	0	0	0	2	2
KNUTSON, Connor	1.0	0	0	0	0	2	3	3

Win - ALLEGRO, P (2-0). Loss - Tellache, N (1-1). Save - KNUTSON, C (4).

WP - Tellache, N(1). HBP - by RICHMAN, C (Goldfarb, J); by WHITE, C (Steer, S).

Umpires - HP: Tim Vessey 1B: Jeff Latter 3B: Joe Penna

Start: 5:00 PM Time: 3:40 Attendance: 386

Weather: Cool

2019 Oregon Baseball Oregon at Hawaii 3/7/19 at Honolulu, Hawaii (Les Murakami Stadium)

Oregon 6 (7-4)

Player	ab	r	h	rbi	bb	so	po	a	lob
Novitske, Sam 3b	5	0	0	0	0	3	1	1	1
DeLuca, Jonny cf	5	1	1	0	0	1	3	0	0
Steer, Spencer ss	4	2	4	0	1	0	1	2	0
Matthews, Gabe 1b	4	1	2	0	1	1	9	1	2
Goldfarb, Jakob rf	4	1	1	1	0	2	0	0	2
Zavala, Aaron dh	5	1	3	2	0	1	0	0	2
Campbell, Cameron c	3	0	1	1	1	0	8	1	0
Miller, A.J. ph	1	0	0	0	0	1	0	0	0
Foxcroft, Max 2b	3	0	1	1	0	0	2	2	3
Williams, Evan ph	1	0	0	0	0	0	0	1	0
Roemke, Kyle 2b	0	0	0	0	0	0	0	0	0
Smith, Tanner lf	4	0	1	0	0	2	0	0	0
Ahlstrom, Robert p	0	0	0	0	0	0	0	1	0
Fuller, Peyton p	0	0	0	0	0	0	0	0	0
Chase, Keaton p	0	0	0	0	0	0	0	0	0
Breault, Hunter p	0	0	0	0	0	0	0	0	0
Tellache, Nico p	0	0	0	0	0	0	0	0	0
Ciuffetelli, C. p	0	0	0	0	0	0	0	0	0
Totals	39	6	14	5	3	9	24	8	10

Hawaii 7 (8-5)

Player	ab	r	h	rbi	bb	so	po	a	lob
Novitske, S. lf/cf	5	2	4	0	0	0	0	1	0
Calicdan, D. cf/2b	5	1	2	3	0	1	1	0	1
Yamazaki, M. ss	4	2	2	1	1	0	2	4	0
Baeza, A. 1b	4	0	0	0	1	0	8	0	2
Lopez, E. 3b	4	0	2	3	0	2	2	2	0
Best, T. rf	3	0	0	0	1	2	1	0	3
Poulsen, L. dh	4	0	1	0	0	0	0	0	0
Murray, T. c	2	1	0	0	1	0	10	0	2
Kennelly, J. 2b	3	0	0	0	0	2	2	3	0
Hancock, B. ph	1	1	1	0	0	0	0	0	0
Sniffin, J. lf	0	0	0	0	0	0	0	0	0
Pontes, L. p	0	0	0	0	0	0	0	0	0
Halemanu, C. p	0	0	0	0	0	0	0	0	0
Koltermann p	0	0	0	0	0	0	0	1	0
Ashworth, C. p	0	0	0	0	0	0	0	0	0
Totals	35	7	12	7	4	7	27	10	9

Score by Innings	1	2	3	4	5	6	7	8	9	R	H	E
Oregon	1	0	0	1	2	0	2	0	0	6	14	2
Hawaii	0	0	0	0	2	2	3	X		7	12	2

E - Steer, S(1); Campbell, C(1); Baeza, A.(1); Lopez, E.(4). DP - Oregon 1; Hawaii 2. LOB - Oregon 10; Hawaii 9. 2B - Steer, S(1); Zavala, A(3); Calicdan, D.(1); Lopez, E.(4). 3B - Steer, S(1). SH - Goldfarb, J(1); Murray, T.(2). SB - Goldfarb, J(2); Scott, S.(5); Calicdan, D.(1).

Oregon	ip	h	r	er	bb	so	ab	bf	Hawaii	ip	h	r	er	bb	so	ab	bf
Ahlstrom, Robert	5.0	4	0	0	0	5	18	19	Pontes, L.	4.2	4	4	3	1	6	22	23
Fuller, Peyton	0.0	2	2	1	0	0	3	3	Halemanu, C.	0.0	1	0	0	0	1	0	2
Chase, Keaton	1.0	1	0	0	1	0	3	4	Koltermann	2.1	5	2	2	0	1	9	10
Breault, Hunter	0.2	1	2	2	1	1	3	4	Ashworth, C.	2.0	0	0	0	1	2	7	8
Tellache, Nico	0.2	1	0	0	1	1	3	4									
Ciuffetelli, C.	0.2	3	3	3	1	0	5	6									

2019 BOX SCORES

2019 Oregon Baseball Oregon at Hawaii 3/9/19 at Honolulu, Hawaii (Les Murakami Stadium)

Oregon 4 (9-4)

Player	ab	r	h	rbi	bb	so	po	a	lob
Novitske, Sam 3b	5	1	2	0	0	1	0	0	
DeLuca, Jonny cf	5	0	0	0	1	4	0	1	
Steer, Spencer ss	4	1	1	0	0	1	3	3	0
Matthews, Gabe 1b	2	1	1	0	2	0	6	0	0
Goldfarb, Jakob rf	4	1	1	3	0	1	3	0	2
Zavala, Aaron dh	4	0	1	0	2	0	0	0	
Campbell, Cameron c	3	0	0	0	0	1	6	2	2
Frome, Kyle 2b	3	0	1	1	0	0	2	2	0
Foxcroft, Max 2b	0	0	0	0	1	0	1	0	0
Tosti, Vinny lf	3	0	0	0	0	1	1	0	2
Williams, Evan lf	1	0	0	0	0	0	0	0	0
Nelson, Ryne p	0	0	0	0	0	0	0	0	0
Noble, Jack p	0	0	0	0	0	0	0	0	0
Chase, Keaton p	0	0	0	0	0	0	0	0	0
Tellache, Nico p	0	0	0	0	0	0	1	0	0
Totals	34	4	7	4	3	7	27	8	7

Score by Innings	1	2	3	4	5	6	7	8	9	R	H	E
Oregon	0	0	0	0	1	0	0	3	0	4	7	0
Hawaii	2	0	0	0	0	1	0	0	0	3	6	1

E - Kennelly, J.(1). LOB - Oregon 7; Hawaii 13. 2B - Matthews, G(2); Goldfarb, J(4); Frome, K(1); Murray, T.(1). SH - Campbell, C(2); Baeza, A.(1); Kennelly, J.(1). SF - Calicdan, D.(1). SB - Steer, S(4); Foxcroft, M(3); Lopez, E. 2(2).

Oregon	ip	h	r	er	bb	so	ab	bf
Nelson, Ryne	4.0	4	2	2	5	4	16	21
Noble, Jack	1.0	0	1	1	1	1	3	4
Chase, Keaton	2.0	0	0	0	2	0	4	8
Tellache, Nico	2.0	2	0	0	2	1	7	10

Win - Chase, K (2-0). Loss - Turchin, C. (0-3). Save - Tellache, N (3).
WP - Nelson, R 2(2); Smith, C.(2).

Umpires - HP: Christopher Gonzalez 1B: Rob McKinley 3B: Dwayne Finley
Start: 6:35 pm Time: 3:25 Attendance: 3843
Weather: 72 degrees, cloudy
Noble, J faced 1 batter in the 6th.

Hawaii 3 (8-7)

Player	ab	r	h	rbi	bb	so	po	a	lob
Scott, S. cf	2	0	0	0	3	2	1	0	0
Calicdan, D. lf	2	1	0	1	2	0	1	0	2
Yamazaki, M. ss	5	0	1	0	0	0	3	3	5
Baeza, A. 1b	4	1	1	1	0	1	9	0	0
Lopez, E. 3b	4	0	2	0	1	1	1	4	0
Poulsen, L. dh	5	0	1	0	1	0	0	0	0
Best, T. rf	3	1	0	0	2	1	2	0	4
Murray, T. c	3	0	1	0	1	0	7	0	2
Sniffin, J. pr	0	0	0	0	0	0	0	0	0
Crasnick, D. c	0	0	0	0	0	0	0	0	0
Kennelly, J. 2b	2	0	0	0	1	0	2	2	0
Wu-Yelland p	0	0	0	0	0	0	0	1	0
Halemanu, C. p	0	0	0	0	0	0	0	0	0
Turchin, C. p	0	0	0	0	0	0	0	0	0
Smith, C. p	0	0	0	0	0	0	1	0	0
Totals	30	3	6	3	10	6	27	10	13

Hawaii	ip	h	r	er	bb	so	ab	bf
Wu-Yelland	7.0	4	1	0	1	6	25	27
Halemanu, C.	0.1	2	2	2	0	0	3	3
Turchin, C.	0.2	1	1	1	2	1	3	5
Smith, C.	1.0	0	0	0	0	0	3	3

Win - Chase, K (2-0). Loss - Turchin, C. (0-3). Save - Tellache, N (3).
WP - Nelson, R 2(2); Smith, C.(2).

Umpires - HP: Christopher Gonzalez 1B: Rob McKinley 3B: Dwayne Finley
Start: 6:35 pm Time: 3:25 Attendance: 3843
Weather: 72 degrees, cloudy
Noble, J faced 1 batter in the 6th.

2019 Oregon Baseball Oregon at Hawaii 3/10/19 at Honolulu, Hawaii (Les Murakami Stadium)

Oregon 8 (10-4)

Player	ab	r	h	rbi	bb	so	po	a	lob
Novitske, Sam 3b	5	1	1	1	1	0	0	2	2
DeLuca, Jonny cf	4	1	2	0	1	0	0	0	0
Steer, Spencer ss	4	0	0	0	0	1	7	2	
Matthews, Gabe 1b	5	0	4	1	0	0	16	3	0
Young, Marco pr	0	1	0	0	0	0	0	0	0
Goldfarb, Jakob rf	4	1	1	0	1	0	1	0	4
Zavala, Aaron dh	4	1	2	3	0	1	0	0	0
Williams, Evan pr	0	1	0	0	0	0	0	0	0
Miller, A.J. 1b	0	0	0	0	0	0	0	0	0
Campbell, Cameron c	3	1	0	0	1	0	6	1	2
Frome, Kyle 2b	2	1	1	0	0	1	1	2	0
Smith, Tanner ph/lf	2	0	1	1	1	0	0	0	0
Tosti, Vinny lf	2	0	0	1	0	1	0	0	0
Adams, Taylor ph	0	0	0	0	0	0	0	0	0
Foxcroft, Max 2b	2	0	0	0	0	0	1	0	0
Stringer, Cole p	0	0	0	0	0	1	3	0	0
Walker, Brett p	0	0	0	0	0	1	0	0	0
Frazier, Tyler p	0	0	0	0	0	0	0	0	0
Ahlstrom, Robert p	0	0	0	0	0	0	0	0	0
Totals	37	8	12	7	5	4	27	19	11

Score by Innings	1	2	3	4	5	6	7	8	9	R	H	E
Oregon	0	0	0	0	4	0	1	0	3	8	12	1
Hawaii	2	0	1	0	2	2	0	0	0	7	10	2

E - Goldfarb, J(1); Yamazaki, M.(2); Poulsen, L.(1). LOB - Oregon 11; Hawaii 8. 2B - Novitske, S(1); Matthews, G 2(4); Goldfarb, J(5); Zavala, A(4); Calicdan, D.(2). HR - Baeza, A.(4). HBP - Steer, S; Calicdan, D.. SH - Campbell, C(3); Adams, T(2); Yamazaki, M.(1); Poulsen, L.(1); Kennelly, J.(2). SF - Zavala, A(1). SB - Tosti, V(1); Calicdan, D.(2).

Oregon	ip	h	r	er	bb	so	ab	bf
Stringer, Cole	4.1	8	5	5	3	1	19	25
Walker, Brett	1.2	2	2	2	1	0	6	8
Frazier, Tyler	1.0	0	0	0	0	2	3	3
Ahlstrom, Robert	2.0	0	0	0	0	3	6	6

Win - Ahlstrom, R (3-1). Loss - Bellina, S. (0-1). Save - None.
WP - Stringer, C(1). HBP - by Stringer, C (Calicdan, D.); by Ashworth, C. (Steer, S).

Umpires - HP: Rob McKinley 1B: Dwayne Finley 3B: Christopher Gonzalez
Start: 1:05 pm Time: 3:20 Attendance: 3062
Weather: 73 degrees, sunny

Hawaii 7 (8-8)

Player	ab	r	h	rbi	bb	so	po	a	lob
Scott, S. cf	5	0	1	0	0	0	5	0	3
Best, T. rf	4	2	1	0	1	0	4	0	2
Yamazaki, M. ss	2	0	1	0	0	0	2	2	0
Poulsen, L. 3b/p	1	0	0	0	0	0	0	0	0
Baeza, A. 1b	4	3	1	2	1	1	5	0	0
Calicdan, D. 2b	4	2	2	0	0	1	0	2	0
Crabbe, M. dh	4	0	3	5	0	0	0	0	0
Bellina, S. p	0	0	0	0	0	0	0	1	0
Hancock, B. ph	1	0	0	0	0	1	0	0	0
Sniffin, J. lf	3	0	0	0	1	1	3	1	3
Murray, T. c/3b	4	0	1	0	0	1	5	0	0
Kennelly, J. 3b/ss	2	0	0	0	1	1	3	0	0
DeMiero, D. p	0	0	0	0	0	0	0	0	0
Ashworth, C. p	0	0	0	0	0	0	0	0	0
Smith, C. p	0	0	0	0	0	0	1	0	0
Crasnick, D. c	0	0	0	0	0	0	0	0	0
Totals	34	7	10	7	4	6	27	7	8

Score by Innings	1	2	3	4	5	6	7	8	9	R	H	E
Oregon	0	0	0	0	4	0	1	0	3	8	12	1
Hawaii	2	0	1	0	2	2	0	0	0	7	10	2

Hawaii	ip	h	r	er	bb	so	ab	bf
DeMiero, D.	4.1	4	4	2	1	3	18	19
Ashworth, C.	1.0	1	0	1	0	0	5	7
Smith, C.	2.1	2	1	1	3	1	7	12
Poulsen, L.	0.1	2	2	2	0	0	3	3
Bellina, S.	1.0	3	1	1	0	0	4	5

Win - Ahlstrom, R (3-1). Loss - Bellina, S. (0-1). Save - None.
WP - Stringer, C(1). HBP - by Stringer, C (Calicdan, D.); by Ashworth, C. (Steer, S).

Umpires - HP: Rob McKinley 1B: Dwayne Finley 3B: Christopher Gonzalez
Start: 1:05 pm Time: 3:20 Attendance: 3062
Weather: 73 degrees, sunny

2019 Oregon Baseball Oregon at #6 Oregon State 3/12/19 at Corvallis, Ore. (Goss Stadium)

Oregon 6 (10-5)

Player	ab	r	h	rbi	bb	so	po	a	lob
Novitske, Sam 3b	5	0	1	1	1	1	0	0	2
DeLuca, Jonny cf	5	0	1	0	0	2	1	0	0
Steer, Spencer ss	3	0	0	0	2	0	0	1	1
Matthews, Gabe 1b	3	2	2	0	2	1	7	0	1
Goldfarb, Jakob rf	3	2	3	0	1	0	3	0	0
Zavala, Aaron dh	4	0	0	0	1	1	0	0	6
Campbell, Cameron c	2	1	0	0	2	1	9	0	0
Tosti, Vinny ph	1	0	1	1	0	0	0	0	0
Foxcroft, Max 2b	1	1	1	2	1	0	1	0	0
Frome, Kyle ph/2b	1	0	0	0	0	1	0	0	0
Williams, Evan ph	1	0	0	0	0	0	0	0	0
Smith, Tanner lf	2	0	0	0	0	2	0	2	0
Adams, Taylor lf	2	0	1	0	0	0	1	0	0
Somers, Kolby p	0	0	0	0	0	0	0	1	0
Breault, Hunter p	0	0	0	0	0	0	0	0	0
Frazier, Tyler p	0	0	0	0	0	0	0	0	0
Noble, Jack p	0	0	0	0	0	0	1	0	0
Ciuffetelli, C. p	0	0	0	0	0	0	1	0	0
Chase, Keaton p	0	0	0	0	0	0	1	0	0
Totals	33	6	10	4	10	7	24	6	13

Score by Innings	1	2	3	4	5	6	7	8	9	R	H	E
Oregon	0	2	2	0	1	0	0	0	1	6	10	1
Oregon State	2	0	4	1	0	0	0	0	X	7	5	2

E - Steer, S(2); McMahan(2); Pfennigs(1). LOB - Oregon 13; Oregon State 9. 2B - Novitske, S(2); Goldfarb, J 2(7). HBP - Goldfarb, J. SH - Smith, T(1); Jones(3); Casey(1). SF - Foxcroft, M(1); Rutschman(1); Mendazona(1). SB - Casey(4); Armstrong(1). CS - Campbell, C(1).

Oregon	ip	h	r	er	bb	so	ab	bf
Somers, Kolby	2.0	5	6	6	3	4	11	14
Breault, Hunter	1.0	0	0	0	1	0	2	4
Frazier, Tyler	1.0	0	1	0	2	1	3	6
Noble, Jack	1.0	0	0	0	1	1	2	4
Ciuffetelli, C.	2.0	0	0	0	2	6	0	0
Chase, Keaton	1.0	0	0	0	3	1	2	6

Win - Chamberlain (2-0). Loss - Somers, K (0-2). Save - Mulholland (3).
WP - Somers, K 3(3); Breault, H(1); Frazier, T(1); Burns(1); Pfennigs 2(2). HBP - by Burns (Goldfarb, J).

Umpires - HP: Heath Jones 1B: Randy Sutton 2B: Tyler Ferguson 3B: Mike Jarboe
Start: 6:05pm Time: 3:53 Attendance: 3441
Weather: 48 Degrees, Clear
Somers, K faced 5 batters in the 3rd.
Pfennigs faced 1 batter in the 5th.

Oregon State 7 (13-1-1)

Player	ab	r	h	rbi	bb	so	po	a	lob
McGarry, Alex dh	2	3	1	0	3	1	0	0	1
Jones, Preston cf	3	1	0	0	1	0	6	0	0
Rutschman, Adley 1b/c	2	2	1	2	2	0	8	0	0
Philip, Beau ss	5	1	2	2	0	0	2	2	3
Malone, Ryan rf	3	0	1	1	1	4	0	0	0
Ober, Ryan 3b	1	0	0	0	0	1	0	0	1
Mendoza, George ph/3b	2	0	0	1	0	1	1	0	2
Dukatz, Jake 3b	0	0	0	0	0	0	0	0	0
Claunch, Troy c	2	0	0	0	1	1	5	2	0
Taylor, Zak 1b	1	0	0	0	0	1	1	0	0
Clayton, Zach lf	1	0	0	0	0	1	1	0	0
Casey, Joe ph/lf	1	0	0	0	1	1	0	0	0
McMahon, Jake 2b	1	0	0	0	1	0	1	0	1
Armstrong, Andy ph/2b	2	0	0	0	1	0	0	2	0
Burns, Nathan p	0	0	0	0	0	0	0	1	0
Flennicks, Jake p	0	0	0	0	0	0	0	0	0
Pearce, Dylan p	0	0	0	0	0	0	0	0	0
Chamberlain, C. p	0	0	0	0	0	0	0	0	0
Mullolland, Jake p	0	0	0	0	0	0	0	0	0
Totals	26	7	5	6	10	9	27	6	9

2019 BOX SCORES

2019 Oregon Baseball Washington at Oregon 3/16/19 at Eugene, Ore. (PK Park)

Washington 19 (11-4,2-0 Pac-12)

Player	ab	r	h	rbi	bb	so	po	a	lob
Ward, Braiden cf	4	3	2	0	1	2	4	0	0
Bramasco, Ramon ss	3	4	1	0	3	1	3	1	0
Kahle, Nick c	3	3	2	2	0	3	1	0	0
Burton, Blake ph	1	0	0	0	0	1	0	0	0
Petrie, Michael c	0	0	0	0	0	0	1	0	0
Wainhouse, Joe dh	3	1	1	1	0	0	0	0	0
Nichols, Rollie ph	0	1	0	0	1	0	0	0	0
Blair, Connor rf	4	2	2	3	1	1	4	1	2
Weiss, Kaiser ph/rf	1	1	1	1	0	0	0	0	0
Cerrillo, Mason lf	5	2	3	4	1	1	1	0	2
Baird, Ben 3b/2b	6	1	2	3	0	2	0	3	0
Roberts, Nick 1b/3b	4	0	1	2	0	0	3	1	1
Hsue, Noah 2b	1	1	1	0	0	0	0	1	0
Leitgeb, Brandon 1b	5	0	0	0	0	3	7	1	3
Jones, Jordan p	0	0	0	0	0	0	1	1	0
Enger, Jack p	0	0	0	0	0	0	0	0	0
Barrera, Diego p	0	0	0	0	0	0	0	0	0
Totals	40	19	17	16	9	11	27	10	8

Score by Innings	1	2	3	4	5	6	7	8	9	R	H	E
Washington	0	0	5	0	3	1	0	4	6	19	17	0
Oregon	0	0	3	0	0	0	0	0	0	3	7	2

E - Novitske, S(2); Ahlstrom, R(1). DP - Washington 1; Oregon 1. LOB - Washington 8; Oregon 4. 2B - Kahle, N.(3). 3B - Cerrillo, M.(2); Baird, B.(1). HR - Blair, C.(4). HBP - Wainhouse, J; Roberts, N. SH - Ward, B.(2); Foxcroft, M(3). SF - Wainhouse, J(1); Roberts, N.(1); Steer, S(2). SB - Ward, B.(13). CS - Ward, B.(2).

Washington	ip	h	r	er	bb	so	ab	bf
Jones, Jordan	7.0	6	3	3	1	3	24	27
Enger, Jack	1.0	1	0	0	0	1	4	4
Barrera, Diego	1.0	0	0	0	0	1	3	3

Oregon 3 (10-7,0-2 Pac-12)

Player	ab	r	h	rbi	bb	so	po	a	lob
Novitske, Sam 3b	4	1	3	0	0	0	1	2	0
DeLuca, Jonny cf	4	0	1	1	0	0	3	0	0
Steer, Spencer ss	3	0	0	1	0	1	0	0	0
Matthews, Gabe 1b	4	0	0	0	0	1	4	0	2
Goldfarb, Jakob c/rf	3	0	0	0	0	1	10	1	0
Williams, Evan ph	1	0	0	0	0	0	0	0	0
Zavala, Aaron dh	3	0	0	0	0	0	0	0	0
Miller, A.J. ph	1	0	0	0	0	0	0	0	0
Adams, Taylor lf	3	1	2	0	0	1	1	0	0
Bell, James c	1	0	0	0	0	1	2	0	0
Foxcroft, Max 2b	2	0	1	0	0	0	2	2	0
Smith, Tanner rf/lf	2	1	0	0	1	0	4	0	2
Ahlstrom, Robert p	0	0	0	0	0	0	0	0	0
Chase, Keaton p	0	0	0	0	0	0	0	0	0
Ciuffetelli, C. p	0	0	0	0	0	0	0	0	0
Noble, Jack p	0	0	0	0	0	0	0	0	0
Breault, Hunter p	0	0	0	0	0	0	0	0	0
Totals	31	3	7	2	1	5	27	5	4

Oregon	ip	h	r	er	bb	so	ab	bf
Ahlstrom, Robert	4.0	5	7	6	3	5	17	22
Chase, Keaton	1.1	3	2	1	1	2	5	7
Ciuffetelli, C.	0.2	0	0	0	2	0	2	4
Noble, Jack	1.2	3	4	4	2	2	7	10
Breault, Hunter	1.1	6	6	6	1	2	9	11

Win - Jones, J. (2-2). Loss - Ahlstrom, R (3-2). Save - None.

WP - Ciuffetelli(2); Breault, H (2/3). HBP - by Ahlstrom, R (Wainhouse, J); by Breault, H (Roberts, N.). PB - Kahle, N.(4); Goldfarb, J (2/4); Bell, J(1).

Umpires - HP: Jake Uhlenhopp 1B: Ramon Armendariz 2B: Kellen Levy 3B: Patrick Riley

Start: 4:05 pm Time: 3:33 Attendance: 1251

Weather: Just awesome!

Ahlstrom, R faced 2 batters in the 5th.

2019 Oregon Baseball Washington at Oregon 3/17/19 at Eugene, Ore. (PK Park)

Washington 0 (11-5,2-1 Pac-12)

Player	ab	r	h	rbi	bb	so	po	a	lob
Ward, Braiden cf	4	0	3	0	1	0	1	0	0
Bramasco, Ramon ss	4	0	0	0	0	1	4	2	1
Kahle, Nick c	3	0	0	0	2	0	12	1	2
Wainhouse, Joe 1b	5	0	0	0	0	3	10	1	2
Blair, Connor rf	3	0	0	0	1	0	2	0	2
Cerrillo, Mason lf	4	0	3	0	0	0	0	0	0
Hsiao, Albert dh	2	0	0	0	2	0	0	0	0
Nichols, Rollie ph/dh	2	0	0	0	2	0	0	2	0
Baird, Ben 2b	4	0	1	0	0	3	0	1	0
Roberts, Nick 3b	4	0	1	0	0	1	0	2	0
Burgmann, Josh p	0	0	0	0	0	0	0	1	0
Micheles, Chris p	0	0	0	0	0	0	0	0	0
Emanuel, Stevie p	0	0	0	0	0	0	1	0	0
Totals	35	0	8	0	4	12	29	9	11

Score by Innings	1	2	3	4	5	6	7	8	9	10	R	H	E
Washington	0	0	0	0	0	0	0	0	0	0	0	8	0
Oregon	0	0	0	0	0	0	0	0	0	1	1	7	1

Note: 2 outs, 3 runners LOB when the game ended.

E - Novitske, S. DP - Washington 1; Oregon 1. LOB - Washington 11; Oregon 8. 2B - Steer, S. HBP - Blair, C.. SH - Bramasco, R.. SB - Ward, B..

Washington	ip	h	r	er	bb	so	ab	bf
Burgmann, Josh	6.0	4	0	0	2	8	21	23
Micheles, Chris	2.0	0	0	0	0	2	6	6
Emanuel, Stevie	1.2	3	1	1	1	3	8	9

Oregon	ip	h	r	er	bb	so	ab	bf
Walker, Brett	3.1	5	0	0	1	3	13	15
Nelson, Ryne	5.2	3	0	0	1	8	20	21
Tellache, Nico	1.0	0	0	0	2	1	2	5

Win - Tellache, N (2-1). Loss - Emanuel, S. (1-1). Save - None.

HBP - by Walker, B (Blair, C.). BK - Tellache, N.

Umpires - HP: Ramon Armendariz 1B: Kellen Levy 2B: Patrick Riley 3B: Jake Uhlenhopp

Start: 12:05 pm Time: 3:17 Attendance: 1033

Weather: freakin' amazing

2019 Oregon Baseball #20 Arizona State at Oregon 3/22/19 at Eugene, Ore. (PK Park)

Arizona State 12 (21-0,4-0 Pac-12)

Player	ab	r	h	rbi	bb	so	po	a	lob
Hauver,Trevor lf	4	2	1	0	0	2	1	0	1
Tolman,Erik ph/lf	1	0	0	0	0	1	0	0	0
Torkelson,Spencer 1b	3	2	1	2	2	0	7	0	0
Lidd,Marc ph/1b	1	0	0	0	0	0	0	0	0
Bishop,Hunter cf	4	2	2	2	1	1	3	0	0
Garcia,Dusty cf	1	0	0	0	0	1	0	0	0
Williams,Alika ss	4	2	2	1	1	0	3	4	0
Aldrete,Carter rf	5	1	3	1	0	0	1	1	2
Lin,Lyle dh/c	5	1	2	0	0	3	0	0	0
Workman,Gage 3b	3	2	1	1	2	0	2	0	0
Ferri,Sam c	4	0	2	2	0	1	5	1	2
Denson,Myles ph	1	0	0	0	0	0	0	0	0
Cacchione,Dom p	0	0	0	0	0	0	0	0	0
Swift,Drew 2b	5	0	1	1	0	3	1	4	4
Marsh,Alec p	0	0	0	0	0	0	0	1	0
Montoya,Chaz p	0	0	0	0	0	0	0	0	0
Totals	41	12	15	12	6	8	27	13	9

Score by Innings	1	2	3	4	5	6	7	8	9	R	H	E
Arizona State	0	1	2	3	0	0	2	4	0	12	15	0
Oregon	0	0	0	0	0	0	0	0	2	2	6	1

E - Steer, S(3). DP - Arizona St. 2; Oregon 1. LOB - Arizona St. 9; Oregon 9. 2B - Hauver,T(5); Aldrete,C(4); Ferri,S(5); DeLuca, J(3); Steer, S(4); Matthews, G(6). HR - Torkelson,S(4); Bishop,H (2/14). HBP - Hauver,T; Novitske, S(2); Campbell, C. SB - Williams,A(4); Workman,G(4).

Arizona State	ip	h	r	er	bb	so	ab	bf
Marsh,Alec	6.2	3	0	0	5	4	19	26
Montoya,Chaz	0.1	0	0	0	0	0	1	1
Cacchione,Dom	2.0	3	2	2	1	3	9	11

Oregon 2 (11-8,1-3 Pac-12)

Player	ab	r	h	rbi	bb	so	po	a	lob
Novitske, Sam 3b	3	0	0	0	0	0	0	2	0
DeLuca, Jonny cf	5	0	1	0	0	1	2	0	2
Steer, Spencer ss	2	0	1	0	2	0	2	5	0
Matthews, Gabe 1b	4	0	1	0	0	2	8	1	1
Zavala, Aaron dh	4	0	0	0	0	1	0	0	2
Campbell, Cameron c	2	1	1	0	1	0	9	0	0
Adams, Taylor lf	3	1	1	0	1	1	0	1	0
Foxcroft, Max 2b	2	0	0	0	2	1	2	3	0
Smith, Tanner rf	4	0	1	1	0	1	3	0	3
Kafka, Cullen p	0	0	0	0	0	0	0	1	0
Chase, Keaton p	0	0	0	0	0	0	0	1	0
Somers, Kolby p	0	0	0	0	0	0	0	0	0
Frazier, Tyler p	0	0	0	0	0	0	0	0	0
Noble, Jack p	0	0	0	0	0	0	0	0	0
Totals	29	2	6	1	6	7	27	13	9

Oregon	ip	h	r	er	bb	so	ab	bf
Kafka, Cullen	3.1	7	6	5	4	3	17	21
Chase, Keaton	3.2	4	2	2	1	2	14	15
Somers, Kolby	0.1	0	2	2	1	1	1	3
Frazier, Tyler	0.2	4	2	2	0	1	6	6
Noble, Jack	1.0	0	0	0	0	1	3	3

Win - Marsh,A (6-0). Loss - Kafka, C (2-2). Save - None.

WP - Cacchione,D(1). HBP - by Marsh,A (Campbell, C); by Marsh,A (Novitske, S); by Somers, K (Hauver,T); by Cacchione,D (Novitske, S). PB - Campbell, C(1).

Umpires - HP: Joe Burleson 1B: Jeff Macias 2B: Greg Charles 3B: Gary DiFabio

Start: 6:05 pm Time: 3:12 Attendance: 793

Weather: good for us, bad for them?

2019 Oregon Baseball #20 Arizona State at Oregon 3/23/19 at Eugene, Ore. (PK Park)

Arizona State 4 (21-1,4-1 Pac-12)

Player	ab	r	h	rbi	bb	so	po	a	lob
Hauver,Trevor lf/rf	3	0	2	0	3	0	0	0	0
Torkelson,Spencer 1b	6	0	2	2	0	2	9	2	0
Bishop,Hunter cf	5	0	0	0	1	3	0	0	5
Williams,Alika ss	5	1	1	0	1	0	0	3	1
Aldrete,Carter rf/lf	5	1	1	1	0	2	5	0	1
Lin,Lyle dh	5	1	3	0	0	0	0	0	0
Garcia,Dusty pr	0	0	0	0	0	0	0	0	0
Ferri,Sam c	5	1	1	0	0	3	11	3	2
Workman,Gage 3b	5	0	1	1	0	3	2	5	0
Swift,Drew 2b	5	0	0	0	0	5	4	1	0
Vander Kooi,Boyd p	0	0	0	0	0	0	0	0	0
Tolman,Erik p	0	0	0	0	0	0	3	1	0
Burzell,Blake p	0	0	0	0	0	0	0	0	0
Montoya,Chaz p	0	0	0	0	0	0	0	0	0
Corrigan,Brady p	0	0	0	0	0	0	0	0	0
Totals	44	4	11	4	5	18	34	15	9

2019 BOX SCORES

2019 Oregon Baseball #20 Arizona State at Oregon 3/24/19 at Eugene, Ore. (PK Park)

Arizona State 7 (22-1,5-1 Pac-12)

Player	ab	r	h	rbi	bb	so	po	a	lob
Hauver,Trevor lf	5	2	2	1	0	2	0	0	0
Torkelson,Spencer 1b	4	1	2	0	1	1	9	0	0
Bishop,Hunter cf	3	0	2	1	2	0	2	0	0
Williams,Alika ss	3	0	1	2	0	1	2	3	1
Aldrete,Carter rf	5	0	0	0	0	0	4	0	3
Lin,Lyle dh	4	1	1	0	0	1	0	0	2
Workman,Gage 3b	4	1	2	0	0	0	3	0	0
Ferri,Sam c	4	1	1	1	0	1	7	1	1
Swift,Drew 2b	4	1	1	0	0	0	3	4	0
Dabovich,RJ p	0	0	0	0	0	0	0	0	0
Romero,Sam p	0	0	0	0	0	0	0	2	0
Totals	36	7	12	5	3	6	27	13	7

Oregon 3 (12-9,2-4 Pac-12)

Player	ab	r	h	rbi	bb	so	po	a	lob
Novitske, Sam 3b	4	1	1	1	1	0	1	4	0
DeLuca, Jonny cf	3	1	0	1	1	1	6	0	0
Steer, Spencer ss	5	0	3	0	0	0	1	1	0
Matthews, Gabe 1b	5	0	2	1	0	0	6	1	3
Zavala, Aaron dh	4	0	0	0	0	1	0	0	3
Adams, Taylor lf	4	0	0	0	0	3	3	0	0
Campbell, Cameron c	1	0	0	0	1	1	4	1	0
Smith, Tanner ph	1	0	1	0	0	0	0	0	0
Froemke, Kyle 2b	0	0	0	0	0	0	0	0	0
Foxcroft, Max 2b	3	0	0	0	0	0	2	1	1
Miller, A.J. ph	1	0	0	0	0	1	0	0	2
Pickhardt, Heath c	0	0	0	0	0	0	2	0	0
Williams, Evan rf	3	1	1	0	1	1	2	0	1
Walker, Brett p	0	0	0	0	0	0	0	0	0
Ciuffetelli, C. p	0	0	0	0	0	0	0	0	0
Chase, Keaton p	0	0	0	0	0	0	0	1	0
Tellache, Nico p	0	0	0	0	0	0	0	0	0
Totals	34	3	8	3	4	8	27	9	10

Score by Innings

	1	2	3	4	5	6	7	8	9	R	H	E
Arizona State	1	0	1	4	0	0	0	0	1	7	12	1
Oregon	0	0	2	0	1	0	0	0	0	3	8	1

E - Swift,D(3); DeLuca, J(1). LOB - Arizona St. 7; Oregon 10. 2B - Torkelson,S(6); Bishop,H 2(8); Workman,G 2(5); Ferri,S(6); Swift,D(6); Novitske, S(3). HR - Hauver,T(7). HBP - Campbell, C. SH - Williams,A(2). SF - Williams,A(1); DeLuca, J(3). CS - Bishop,H(2).

Arizona State	ip	h	r	er	bb	so	ab	bf
Dabovich,RJ	5.1	4	3	3	4	4	19	25
Romero,Sam	3.2	4	0	0	0	4	15	15

Oregon	ip	h	r	er	bb	so	ab	bf
Walker, Brett	3.0	7	4	4	1	2	14	16
Ciuffetelli, C.	3.0	3	2	1	2	1	12	14
Chase, Keaton	2.0	0	0	0	0	1	5	6
Tellache, Nico	1.0	2	1	1	0	2	5	5

Win - Dabovich,RJ (5-0). Loss - Walker, B (0-1). Save - Romero,S (1).
WP - Ciuffetelli(3). HBP - by Dabovich,RJ (Campbell, C). BK - Dabovich,RJ(1). PB - Ferri,S(3).

Umpires - HP: Greg Charles 1B: Gary DiFabio 2B: Joe Burleson 3B: Jeff Macias
Start: 12:05 pm Time: 3:12 Attendance: 1150
Weather: magical
Walker, B faced 2 batters in the 4th.
Ciuffetelli faced 2 batters in the 7th.

MISCELLANEOUS STATS

2019 Oregon Baseball Season Game Highs for Oregon (as of Mar 24, 2019) (All games)

TEAM GAME HIGHS

Batting

At bats:	39	-	at Texas Tech (2/15/19)
	39	-	at Hawaii (3/7/19)
Runs scored:	39	-	vs Arizona State (3/23/19)
Hits:	11	-	at Texas Tech (2/16/19)
	15	-	at Texas Tech (2/15/19)
RBI's:	9	-	at Texas Tech (2/15/19)
Doubles:	5	-	at Texas Tech (2/15/19)
	5	-	at Hawaii (3/10/19)
Triples:	1	-	at Texas Tech (2/17/19)
	1	-	at Hawaii (3/7/19)
	1	-	at Hawaii (3/8/19)
Home runs:	2	-	vs Loyola Marymount (3/2/19)
Total bases:	20	-	at Texas Tech (2/15/19)
Walks:	11	-	vs Arizona State (3/23/19)
Strikeouts:	13	-	vs Saint Mary's (2/22/19)
	13	-	vs Washington (3/17/19)
Sac hits:	2	-	(4 times)
Sac flies:	2	-	vs Loyola Marymount (3/2/19)
Stolen bases:	9	-	at Texas Tech (2/15/19)
Hit by pitch:	4	-	vs Saint Mary's (2/23/19)
Caught stealing:	3	-	vs Saint Mary's (2/23/19)
Runners LOB:	15	-	vs Arizona State (3/23/19)
Hit into DP:	2	-	at Hawaii (3/7/19)
	2	-	vs Arizona State (3/22/19)

Fielding

Putouts:	36	-	vs Arizona State (3/23/19)
Assists:	19	-	at Hawaii (3/10/19)
Errors:	2	-	(4 times)
Passed balls:	3	-	vs Washington (3/16/19)
DPS turned:	3	-	vs Loyola Marymount (3/2/19)

Pitching

Innings pitched:	12.0	-	vs Arizona State (3/23/19)
Runs allowed:	19	-	vs Washington (3/16/19)
Earned runs:	17	-	vs Washington (3/16/19)
Walks allowed:	10	-	at Texas Tech (2/16/19)
	10	-	at Hawaii (3/9/19)
	10	-	at Oregon State (3/12/19)
Strikeouts:	18	-	vs Arizona State (3/23/19)
Hits allowed:	17	-	vs Washington (3/16/19)
Doubles allowed:	7	-	vs Arizona State (3/24/19)
Triples allowed:	2	-	vs Washington (3/16/19)
Homers allowed:	3	-	at Texas Tech (2/16/19)
	3	-	vs Arizona State (3/22/19)
	5	-	vs Saint Mary's (2/23/19)
	5	-	at Oregon State (3/12/19)
Wild pitches:	5	-	at Oregon State (3/12/19)
Hit batters:	5	-	vs Saint Mary's (2/23/19)

2019 Oregon Baseball Season Game Highs for Oregon (as of Mar 24, 2019) (All games)

INDIVIDUAL GAME HIGHS

Batting

At bats:	6	-	DeLuca, Jonny at Texas Tech (2/16/19)
	6	-	Novitske, Sam vs Arizona State (3/23/19)
Runs scored:	2	-	(14 times)
Hits:	4	-	Steer, Spencer at Hawaii (3/7/19)
	4	-	Matthews, Gabe at Hawaii (3/10/19)
RBI's:	3	-	(4 times)
Doubles:	2	-	Zavala, Aaron at Texas Tech (2/15/19)
	2	-	Matthews, Gabe at Hawaii (3/10/19)
	2	-	Goldfarb, Jakob at Oregon State (3/12/19)
Triples:	1	-	DeLuca, Jonny at Texas Tech (2/17/19)
	1	-	Steer, Spencer at Hawaii (3/7/19)
	1	-	Novitske, Sam at Hawaii (3/8/19)
Home runs:	2	-	Steer, Spencer vs Loyola Marymount (3/2/19)
Total bases:	8	-	Steer, Spencer vs Loyola Marymount (3/2/19)
Walks:	2	-	(20 times)
Strikeouts:	4	-	Campbell, Cameron at Texas Tech (2/16/19)
	4	-	Campbell, Cameron vs Arizona State (3/23/19)
Sac hits:	1	-	(14 times)
Sac flies:	1	-	(10 times)
Stolen bases:	2	-	(7 times)
Hit by pitch:	2	-	Novitske, Sam vs Arizona State (3/22/19)
	2	-	Steer, Spencer vs Arizona State (3/23/19)
Caught stealing:	1	-	(13 times)
Runners LOB:	6	-	Zavala, Aaron at Oregon State (3/12/19)

Fielding

Putouts:	18	-	Campbell, Cameron vs Arizona State (3/23/19)
Assists:	7	-	Steer, Spencer at Hawaii (3/10/19)
Errors:	2	-	Froemke, Kyle vs Saint Mary's (2/23/19)
Passed balls:	2	-	Goldfarb, Jakob vs Washington (3/16/19)

Pitching

Innings pitched:	7.0	-	Kafka, Cullen at Hawaii (3/8/19)
Runs allowed:	7	-	Nelson, Ryne at Texas Tech (2/16/19)
	7	-	Kafka, Cullen vs Washington (3/15/19)
	7	-	Ahlstrom, Robert vs Washington (3/16/19)
Earned runs:	7	-	Nelson, Ryne at Texas Tech (2/16/19)
Walks allowed:	5	-	Nelson, Ryne at Hawaii (3/9/19)
Strikeouts:	10	-	Nelson, Ryne vs Arizona State (3/23/19)
Hits allowed:	11	-	Kafka, Cullen vs Washington (3/15/19)
Doubles allowed:	3	-	Nelson, Ryne vs Loyola Marymount (3/3/19)
	3	-	Walker, Brett vs Arizona State (3/24/19)
	3	-	Ciuffetelli, C. vs Arizona State (3/24/19)
Triples allowed:	1	-	(4 times)
Homers allowed:	3	-	Kafka, Cullen vs Arizona State (3/22/19)
Wild pitches:	3	-	Kafka, Cullen vs Saint Mary's (2/23/19)
	3	-	Somers, Kolby at Oregon State (3/12/19)
Hit batters:	2	-	Stringer, Cole vs Saint Mary's (2/22/19)

MULTIPLE HIT GAMES	2	3	4	5+	Tot
Gabe Matthews	7	-	1	-	8
Spencer Steer	5	1	1	-	7
Aaron Zavala	1	5	-	-	6
Sam Novitske	4	2	-	-	6
Jonny DeLuca	3	2	-	-	5
Jakob Goldfarb	-	3	-	-	3
Tanner Smith	1	1	-	-	2
Taylor Adams	2	-	-	-	2

MULTIPLE RBI GAMES	2	3	4	5+	Tot
Aaron Zavala	3	1	-	-	4
Gabe Matthews	2	1	-	-	3
Jakob Goldfarb	2	1	-	-	3
Jonny DeLuca	2	-	-	-	2
Max Foxcroft	2	-	-	-	2
Tanner Smith	2	-	-	-	2
Spencer Steer	2	-	-	-	2
Kyle Froemke	1	-	-	-	1

HITTING STREAKS	Longest	Current
Gabe Matthews	12	1
Jonny DeLuca	6	-
Spencer Steer	5	1
Sam Novitske	4	2
Tanner Smith	4	1
Jakob Goldfarb	4	1
Taylor Adams	4	-
Kyle Froemke	3	-
Aaron Zavala	3	-
Evan Williams	2	2
Cameron Campbell	2	-
Max Foxcroft	1	-
Vinny Tosti	1	-

REACHED BASE STREAKS	Longest	Current
Spencer Steer	16	4
Gabe Matthews	12	3
Sam Novitske	10	5
Tanner Smith	9	1
Jakob Goldfarb	9	1
Aaron Zavala	8	-
Jonny DeLuca	6	5
Cameron Campbell	6	5
Taylor Adams	5	-
Max Foxcroft	4	-
Kyle Froemke	3	-
Evan Williams	2	2
A.J. Miller	1	-
Vinny Tosti	1	-

PINCH HITS	BB/HBP/CI	SF	1B	2B	3B	HR	TOTAL
Tanner Smith	1/-/-	-	1	-	-	-	1-for-1
Vinny Tosti	-/-/-	-	1	-	-	-	1-for-4
Cameron Campbell	-/-/-	1	-	-	-	-	0-for-1
Marco Young	-/-/-	-	-	-	-	-	0-for-1
Taylor Adams	1/-/-	-	-	-	-	-	0-for-2
Kyle Froemke	-/-/-	-	-	-	-	-	0-for-2
Evan Williams	-/-/-	-	-	-	-	-	0-for-5
A.J. Miller	-/-/-	-	-	-	-	-	0-for-5

TEAM GAME-BY-GAME STATS

2019 Oregon Baseball Team Game-by-Game for Oregon (as of Mar 24, 2019) Batting (All games)

Date	Opponent	ab	r	h	rbi	2b	3b	hr	tb	bb	ibb	sb	cs	hbp	sac	sf	gdp	k	po	a	e	lob	avg
2/15/19	at Texas Tech	39	9	15	9	5	0	0	20	4	0	9	1	3	0	1	0	5	27	7	0	11	.385
2/16/19	at Texas Tech	37	11	14	8	2	0	1	19	6	0	1	1	2	2	0	1	12	24	6	1	9	.382
2/17/19	at Texas Tech	37	4	13	4	2	1	0	17	1	0	5	1	0	0	0	0	5	24	10	1	7	.372
2/22/19	SAINT MARY'S	29	3	6	3	1	0	0	7	4	1	2	0	2	0	1	1	13	27	10	0	7	.338
2/23/19	SAINT MARY'S	25	6	8	6	0	0	1	11	6	0	0	3	4	2	1	0	11	27	7	1	8	.335
2/23/19	SAINT MARY'S	33	5	11	5	0	0	1	14	1	0	1	1	2	0	0	0	12	27	10	2	7	.335
3/1/19	LOYOLA MARYMOUNT	27	4	7	2	0	0	0	7	10	1	1	2	0	1	1	0	6	27	10	0	11	.326
3/2/19	LOYOLA MARYMOUNT	30	6	8	6	1	0	2	15	2	0	1	0	1	0	2	0	5	27	17	0	5	.319
3/3/19	LOYOLA MARYMOUNT	29	7	6	6	0	0	1	9	7	0	1	0	2	0	0	1	8	27	11	0	7	.308
3/5/19	at Portland	28	3	7	3	1	0	0	8	4	0	1	2	2	2	0	0	10	24	8	0	6	.303
3/7/19	at Hawaii	39	6	14	5	2	1	0	18	3	0	1	0	0	1	0	2	9	24	8	2	10	.309
3/8/19	at Hawaii	32	3	6	2	0	1	0	8	4	0	4	0	1	0	0	0	7	27	13	0	7	.299
3/9/19	at Hawaii	34	4	7	4	3	0	0	10	3	0	2	0	0	1	0	0	7	27	8	0	7	.291
3/10/19	at Hawaii	37	8	12	7	5	0	0	17	5	0	1	0	1	2	1	0	4	27	19	1	11	.294
3/12/19	at Oregon State	33	6	10	4	3	0	0	13	10	0	0	1	1	1	1	0	7	24	6	1	13	.294
*3/15/19	WASHINGTON	31	3	4	3	2	0	0	6	2	1	0	0	0	0	0	0	10	27	12	2	3	.285
*3/16/19	WASHINGTON	31	3	7	2	0	0	0	7	1	0	0	0	0	1	1	0	5	27	5	2	4	.281
*3/17/19	WASHINGTON	35	1	7	1	1	0	0	8	3	0	0	0	0	0	0	1	13	30	9	1	8	.276
*3/22/19	ARIZONA STATE	29	2	6	1	3	0	0	9	6	0	0	0	3	0	0	2	7	27	13	1	9	.273
*3/23/19	ARIZONA STATE	39	5	6	5	1	0	1	10	11	1	2	1	3	1	0	1	12	36	9	1	15	.266
*3/24/19	ARIZONA STATE	34	3	8	3	1	0	0	9	4	0	0	0	1	0	1	0	8	27	9	1	10	.265
Totals		688	102	182	89	33	3	7	242	97	4	32	13	28	14	10	9	176	564	207	17	175	.265

2019 Oregon Baseball Team Game-by-Game for Oregon (as of Mar 24, 2019) Pitching (All games)

Date	Opponent	ip	h	r	er	bb	so	2b	3b	hr	wp	bk	hbp	dp	ibb	score	w-l	sv	era
2/15/19	at Texas Tech	9.0	9	4	4	6	5	0	0	1	1	0	0	0	0	9-4	1-0	0	4.00
2/16/19	at Texas Tech	8.0	10	12	12	10	9	1	0	3	0	0	0	0	1	11-12	1-1	0	8.47
2/17/19	at Texas Tech	8.0	7	6	6	7	5	1	1	1	0	1	0	0	0	4-6	1-2	0	7.92
2/22/19	SAINT MARY'S	9.0	3	2	2	5	7	2	0	0	0	0	2	0	0	3-2	2-2	0	6.35
2/23/19	SAINT MARY'S	9.0	7	2	1	3	11	2	0	0	0	0	0	0	0	6-2	3-2	0	5.23
2/23/19	SAINT MARY'S	9.0	6	4	4	4	12	1	0	0	5	0	5	1	0	5-4	4-2	1	5.02
3/1/19	LOYOLA MARYMOUNT	9.0	8	3	3	4	13	1	0	1	0	0	1	0	0	4-3	5-2	2	4.72
3/2/19	LOYOLA MARYMOUNT	9.0	3	0	0	5	5	0	0	0	0	0	1	3	0	6-0	6-2	2	4.11
3/3/19	LOYOLA MARYMOUNT	9.0	10	6	6	5	11	5	1	0	0	0	1	0	1	7-6	7-2	3	4.33
3/5/19	at Portland	8.0	11	5	5	2	11	2	0	0	1	0	0	0	0	3-5	7-3	3	4.45
3/7/19	at Hawaii	8.0	12	7	6	4	7	2	0	0	0	0	0	1	0	6-7	7-4	3	4.64
3/8/19	at Hawaii	9.0	6	1	1	1	7	1	0	0	0	0	0	2	0	3-1	8-4	4	4.33
3/9/19	at Hawaii	9.0	6	3	3	10	6	1	0	0	2	0	0	0	2	4-3	9-4	5	4.22
3/10/19	at Hawaii	9.0	10	7	7	4	6	1	0	1	1	0	1	0	0	8-7	10-4	5	4.43
3/12/19	at Oregon State	8.0	5	7	6	10	9	0	0	0	5	0	0	0	2	6-7	10-5	5	4.57
*3/15/19	WASHINGTON	9.0	14	9	6	5	7	1	0	1	1	0	0	0	0	3-9	10-6	5	4.66
*3/16/19	WASHINGTON	9.0	17	19	17	9	11	1	2	1	3	0	2	1	1	3-19	10-7	5	5.41
*3/17/19	WASHINGTON	10.0	8	0	0	4	12	0	0	0	0	1	1	1	2	1-0	11-7	5	5.07
*3/22/19	ARIZONA STATE	9.0	15	12	11	6	8	3	0	3	0	0	1	1	0	2-12	11-8	5	5.39
*3/23/19	ARIZONA STATE	12.0	11	4	4	5	18	1	0	0	0	1	0	1	1	5-4	12-8	5	5.23
*3/24/19	ARIZONA STATE	9.0	12	7	6	3	6	7	0	1	1	0	0	0	1	3-7	12-9	5	5.27
Totals		188.0	190	120	110	112	186	33	4	13	20	3	15	11	11	102-120	12-9	5	5.27

GAMES SUMMARY

2019 Oregon Baseball Games Summary for Oregon (as of Mar 24, 2019) (All games)

Score by innings	1	2	3	4	5	6	7	8	9	EX	Total
Oregon	14	12	17	11	17	7	9	6	7	2	102
Opponents	12	8	13	17	13	14	13	21	9	0	120

Record when ...

Overall	12-9	After 6 leading	9-3
Conference	2-4 trailing	2-5
Non-Conference	10-5 tied	1-1
Home games	8-4	After 7 leading	9-2
Away games	4-5 trailing	2-7
Neutral site	0-0 tied	1-0
Day games	9-4	After 8 leading	9-0
Night games	3-5 trailing	1-9
vs Left starter	3-1 tied	2-0
vs Right starter	9-8		
1-Run games	8-3	Hit 0 home runs	7-8
2-Run games	1-2	... 1 home run	4-1
5+Run games	2-3	... 2+ home runs	1-0
Extra innings	2-0		
Shutouts	2-0	Opponent 0 home runs	9-3
	 1 home run	3-4
Scoring 0-2 runs	1-1 2+ HRs	0-2
..... 3-5 runs	6-5		
..... 6-9 runs	5-2	Made 0 errors	7-1
..... 10+ runs	0-1 1 error	4-5
	 2+ errors	1-3
Opponent 0-2 runs	5-0		
..... 3-5 runs	5-1	Opp. made 0 errors	8-3
..... 6-9 runs	2-5 1 error	2-4
..... 10+ runs	0-3 2+ errors	2-2
Scored in 1st inning	3-2	Out-hit opponent	7-4
Opp. scored in 1st	4-3	Out-hit by opponent	4-5
Scores first	6-4	Hits are tied	1-0
Opp. scores first	6-5		

Record when team scores:

Runs	0	1	2	3	4	5	6	7	8	9	10+
W-L	0-0	1-0	0-1	2-4	2-1	2-0	2-2	1-0	1-0	1-0	0-1

Record when opponent scores:

Runs	0	1	2	3	4	5	6	7	8	9	10+
W-L	2-0	1-0	2-0	2-0	3-0	0-1	1-1	1-3	0-0	0-1	0-3

Record when leading after:

Inn.	1	2	3	4	5	6	7	8
W-L	3-2	5-4	7-4	6-5	7-4	9-3	9-2	9-0

Record when trailing after:

Inn.	1	2	3	4	5	6	7	8
W-L	3-2	4-3	3-4	3-4	3-5	2-5	2-7	1-9

Record when tied after:

Inn.	1	2	3	4	5	6	7	8
W-L	6-5	3-2	2-1	3-0	2-0	1-1	1-0	2-0

Current losing streak: 1
Longest winning streak: 6
Longest losing streak: 3

Home attendance : 10751 (12 dates avg = 895)
Away attendance : 29043 (9 dates avg = 3227)
Total attendance: 39794 (21 dates avg = 1894)

OVERALL STATS

2019 Oregon Baseball Overall Statistics for Oregon (as of Mar 24, 2019) (All games Sorted by Batting avg)

Record: 12-9 Home: 8-4 Away: 4-5 Pac-12: 2-4

Player	avg	gp-gs	ab	r	h	2b	3b	hr	rbi	tb	slg%	bb	hp	so	gdp	ob%	sf	sh	sb-att	po	a	e	fld%
12 Matthews, Gabe	.370	21-21	73	12	27	6	0	2	13	39	.534	16	2	17	1	.495	0	1	1-2	186	14	0	1.000
7 Steer, Spencer	.338	21-21	74	13	25	4	1	2	9	37	.500	11	6	10	1	.452	2	0	4-4	14	50	4	.941
23 Goldfarb, Jakob	.315	16-16	54	10	17	7	0	0	9	24	.444	5	3	15	0	.403	0	1	2-3	69	3	1	.986
13 Zavala, Aaron	.278	21-21	79	8	22	4	0	0	12	26	.329	7	1	16	2	.341	1	0	1-4	3	0	1	.750
9 Novitske, Sam	.277	21-21	83	13	23	3	1	0	5	28	.337	15	4	15	0	.412	0	2	5-8	19	48	3	.957
31 Smith, Tanner	.268	19-17	56	8	15	1	0	0	10	16	.286	9	1	13	2	.368	2	1	3-4	28	1	0	1.000
5 DeLuca, Jonny	.247	21-21	89	14	22	3	1	0	10	27	.303	7	2	24	1	.307	3	0	7-8	50	1	1	.981

25 Adams, Taylor	.294	14-9	34	6	10	1	0	0	2	11	.324	6	1	15	0	.415	0	2	3-3	10	1	0	1.000
20 Williams, Evan	.273	14-1	11	3	3	1	0	1	1	7	.636	1	0	2	1	.333	0	0	0-0	2	0	0	1.000
2 Froemke, Kyle	.250	12-4	16	1	4	1	0	0	3	5	.313	0	1	8	0	.294	0	0	0-1	5	10	3	.833
4 Campbell, Cameron	.143	18-14	42	9	6	1	0	2	5	13	.310	12	4	18	1	.373	1	3	1-2	125	11	1	.993
1 Tosti, Vinny	.133	8-4	15	0	2	0	0	0	3	2	.133	0	0	5	0	.133	0	0	1-1	5	0	1	.833
18 Foxcroft, Max	.130	19-17	46	4	6	1	0	0	7	7	.152	7	3	11	0	.281	1	4	4-5	25	38	0	1.000
11 Miller, A.J.	.000	8-2	10	0	0	0	0	0	0	0	.000	1	0	3	0	.091	0	0	0-0	0	0	0	.000
6 Bell, James	.000	3-0	5	0	0	0	0	0	0	0	.000	0	0	4	0	.000	0	0	0-0	13	0	0	1.000
42 Young, Marco	.000	3-0	1	1	0	0	0	0	0	0	.000	0	0	0	0	.000	0	0	0-0	0	0	0	.000
30 Pickhardt, Heath	.000	1-0	0	0	0	0	0	0	0	0	.000	0	0	0	0	.000	0	0	0-0	2	0	0	1.000
Totals	.265	21	688	102	182	33	3	7	89	242	.352	97	28	176	9	.373	10	14	32-45	564	207	17	.978
Opponents	.266	21	714	120	190	33	4	13	112	270	.378	112	15	186	11	.373	10	14	24-31	560	205	14	.982

LOB - Team (175), Opp (181). DPs turned - Team (11), Opp (11). IBB - Team (4), Adams, T 2, Zavala, A 1, Matthews, G 1, Opp (11). Picked off - DeLuca, J 1, Campbell, C 1, Novitske, S 1.

(All games Sorted by Earned run avg)

Player	era	w-l	app	gs	cg	sho	sv	ip	h	r	er	bb	so	2b	3b	hr	b/avg	wp	hp	bk	sfa	sha	
16 Ahlstrom, Robert	4.32	3-2	8	3	0	0/0	0	25.0	22	13	12	7	25	2	0	2	.237	0	1	1	2	2	
29 Nelson, Ryne	4.94	1-0	6	4	0	0/1	0	31.0	30	18	17	17	44	4	1	2	.250	2	0	1	1	0	
33 Kafka, Cullen	5.17	2-2	6	6	0	0/0	0	31.1	39	22	18	18	29	7	1	5	.302	4	3	0	0	1	

19 Chase, Keaton	2.57	2-0	11	0	0	0/1	0	14.0	9	5	4	10	9	2	0	0	.209	2	3	0	2	3	
15 Stringer, Cole	3.24	1-0	3	3	0	0/1	0	16.2	13	6	6	7	10	3	0	0	.220	1	4	0	0	2	
32 Fuller, Peyton	3.68	0-0	7	0	0	0/1	0	7.1	7	4	3	4	6	2	0	1	.250	0	0	0	0	1	
44 Frazier, Tyler	3.86	0-0	4	0	0	0/0	0	4.2	6	3	2	2	5	0	0	0	.316	1	0	0	2	0	
22 Ciuffetelli, C.	3.97	0-1	9	0	0	0/1	0	11.1	8	6	5	11	10	4	0	0	.195	3	0	0	0	1	
14 Tellache, Nico	3.97	3-1	11	0	0	0/1	3	11.1	10	5	5	11	12	4	0	1	.244	1	0	1	0	2	
21 Yovan, Kenyon	4.50	0-0	1	1	0	0/0	0	2.0	1	1	1	2	1	0	0	0	.143	0	0	0	0	0	
3 Walker, Brett	6.89	0-1	9	2	0	0/1	1	15.2	26	12	12	5	11	4	0	2	.388	0	2	0	1	1	
37 Noble, Jack	9.64	0-0	4	0	0	0/0	0	4.2	3	5	5	4	5	1	1	0	.200	0	0	0	1	1	
24 Somers, Kolby	12.00	0-2	6	2	0	0/0	1	9.0	9	12	12	10	13	0	0	0	.257	3	1	0	0	0	
47 Breault, Hunter	18.00	0-0	4	0	0	0/0	0	4.0	7	8	8	4	6	0	1	0	.412	3	1	0	1	0	
Totals	5.27	12-9	21	21	0	2/2	5	188.0	190	120	110	112	186	33	4	13	.266	20	15	3	10	14	
Opponents	4.48	9-12	21	21	0	0/0	5	186.2	182	102	93	97	176	33	3	7	.265	17	28	2	10	14	

PB - Team (7), Goldfarb, J 4, Campbell, C 2, Bell, J 1, Opp (6). Pickoffs - Team (5), Nelson, R 3, Ahlstrom, R 1, Stringer, C 1, Opp (3). SBA/ATT - Campbell, C (17-20), Goldfarb, J (5-7), Kafka, C (5-6), Nelson, R (4-5), Ahlstrom, R (3-4), Fuller, P (3-3), Walker, B (2-3), Breault, H (2-2), Bell, J (2-2), Stringer, C (1-2), Chase, K (1-2), Ciuffetelli (2-2), Noble, J (1-1), Somers, K (0-1).

CONFERENCE STATS

2019 Oregon Baseball Conference statistics for Oregon (as of Mar 24, 2019) (Pac-12 games only Sorted by Batting avg)

Record: 2-4 Home: 2-4 Away: 0-0 Pac-12: 2-4

Player	avg	gp-gs	ab	r	h	2b	3b	hr	rbi	tb	slg%	bb	hp	so	gdp	ob%	sf	sh	sb-att	po	a	e	fld%
7 Steer, Spencer	.333	6-6	21	2	7	3	0	0	1	10	.476	3	2	2	1	.444	1	0	0-0	4	13	2	.895
25 Adams, Taylor	.263	6-5	19	3	5	1	0	0	0	6	.316	3	0	9	0	.364	0	0	0-0	4	1	0	1.000
9 Novitske, Sam	.250	6-6	24	3	6	1	0	0	1	7	.292	3	2	0	0	.379	0	0	0-1	6	12	3	.857
5 DeLuca, Jonny	.200	6-6	25	2	5	1	0	0	3	6	.240	3	0	8	0	.276	1	0	1-1	17	0	1	.944
12 Matthews, Gabe	.167	6-6	24	2	4	2	0	0	2	6	.250	3	0	8	1	.259	0	0	0-0	42	4	0	1.000
18 Foxcroft, Max	.167	6-6	12	0	2	0	0	0	2	2	.167	5	1	2	0	.444	0	2	1-1	13	13	0	1.000
13 Zavala, Aaron	.045	6-6	22	1	1	0	0	0	3	1	.045	2	0	6	0	.125	0	0	0-0	2	0	1	.667

20 Williams, Evan	.286	4-1	7	2	2	0	0	1	1	5	.714	1	0	2	0	.375	0	0	0-0	2	0	0	1.000
23 Goldfarb, Jakob	.250	3-3	8	0	2	0	0	0	1	2	.250	0	0	2	0	.250	0	0	0-0	20	1	0	1.000
31 Smith, Tanner	.214	5-4	14	1	3	0	0	0	1	3	.214	1	0	2	2	.267	0	0	0-0	11	1	0	1.000
4 Campbell, Cameron	.125	3-3	8	1	1	0	0	0	0	1	.125	3	2	5	0	.462	0	0	0-0	31	3	0	1.000
6 Bell, James	.000	3-0	5	0	0	0	0	0	0	0	.000	0	0	4	0	.000	0	0	0-0	13	0	0	1.000
11 Miller, A.J.	.000	3-1	4	0	0	0	0	0	0	0	.000	0	0	1	0	.000	0	0	0-0	0	0	0	.000
1 Tosti, Vinny	.000	2-1	4	0	0	0	0	0	0	0	.000	0	0	2	0	.000	0	0	0-0	4	0	0	1.000
2 Froemke, Kyle	.000	3-0	2	0	0	0	0	0	0	0	.000	0	0	2	0	.000	0	0	0-0	1	1	0	1.000
30 Pickhardt, Heath	.000	1-0	0	0	0	0	0	0	0	0	.000	0	0	0	0	.000	0	0	0-0	2	0	0	1.000
Totals	.191	6	199	17	38	8	0	1	15	49	.246	27	7	55	4	.306	2	2	2-3	174	57	8	.967
Opponents	.326	6	236	51	77	13	2	6	45	112	.475	32	4	62	4	.409	4	3	4-8	171	67	4	.983

LOB - Team (49), Opp (54). DPs turned - Team (4), Opp (5). IBB - Team (2), Matthews, G 1, Zavala, A 1, Opp (5).

(Pac-12 games only Sorted by Earned run avg)

Player	era	w-l	app	gs	cg	sho	sv	ip	h	r	er	bb	so	2b	3b	hr	b/avg	wp	hp	bks	sfa	sha
29 Nelson, Ryne	3.38	0-0	2	0	0	0/1	0	10.2	9	4	4	3	18	1	0	0	.225	0	0	1	0	0
19 Chase, Keaton	3.86	0-0	3	0	0	0/0	0	7.0	7	4	3	2	5	1	0	0	.292	0	0	0	1	1
16 Ahlstrom, Robert	5.40	0-1	2	2	0	0/0	0	10.0	10	7	6	4	13	0	0	1	.256	0	1	0	0	1
3 Walker, Brett	5.68	0-1	2	2	0	0/1	0	6.1	12	4	4	2	5	3	0	0	.444	0	1	0	1	0
33 Kafka, Cullen	10.12	0-2	2	2	0	0/0	0	8.0	18	13	9	7	7	3	0	4	.429	1	0	0	0	0

32 Fuller, Peyton	0.00	0-0	1	0	0	0/0	0	2.0	1	0	0	0	1	0	0	0	.143	0	0	0	0	0
22 Ciuffetelli, C.	2.45	0-0	2	0	0	0/0	0	3.2	3	2	1	4	1	3	0	0	.214	2	0	0	0	0
14 Tellache, Nico	3.00	2-0	3	0	0	0/1	0	3.0	2	1	1	4	3	1	0	1	.222	0	0	1	0	1
44 Frazier, Tyler	6.75	0-0	2	0	0	0/0	0	2.2	6	2	2	0	2	0	0	0	.462	0	0	0	1	0
37 Noble, Jack	13.50	0-0	2	0	0	0/0	0	2.2	3	4	4	2	3	1	1	0	.300	0	0	0	1	0
47 Breault, Hunter	40.50	0-0	1	0	0	0/0	0	1.1	6	6	6	1	2	0	1	0	.667	2	1	0	0	0
24 Somers, Kolby	54.00	0-0	2	0	0	0/0	0	0.2	0	4	4	3	2	0	0	0	.000	0	1	0	0	0
Totals	6.83	2-4	6	6	0	1/1	0	58.0	77	51	44	32	62	13	2	6	.326	5	4	2	4	3
Opponents	2.68	4-2	6	6	0	0/0	1	57.0	38	17	17	27	55	8	0	1	.191	1	7	1	2	2

PB - Team (6), Goldfarb, J 3, Campbell, C 2, Bell, J 1, Opp (3). Pickoffs - Team (3), Nelson, R 2, Ahlstrom, R 1. SBA/ATT - Campbell, C (2-4), Bell, J (2-2), Walker, B (1-2), Kafka, C (2-2), Noble, J (1-1), Goldfarb, J (0-1), Chase, K (0-1), Ahlstrom, R (0-1), Nelson, R (0-1).