

2018-19 SCHEDULE

NOVEMBER

	W/L	Score
1 WESTERN OREGON (EX)	W	77-58
6 PORTLAND STATE	W	84-57
9 EASTERN WASHINGTON	W	81-47
15 vs. Iowa ¹	L	69-77
16 vs. No. 15 Syracuse ¹	W	80-65
20 GREEN BAY	W	83-72
26 TEXAS SOUTHERN	L	84-89

DECEMBER

	W/L	Score
1 at Houston	L	61-65
8 NEBRASKA-OMAHA	W	84-61
12 SAN DIEGO	W	65-55
15 BOISE STATE	W	66-54
18 FLORIDA A&M	W	71-64
21 at Baylor	L	47-57
29 at Boise State	W	62-50

JANUARY

	W/L	Score
5 OREGON STATE *	L	72-77
10 UCLA *	L	84-87 (ot)
13 USC *	W	81-60
17 at Arizona *	W	59-54
19 at Arizona State *	L	64-78
24 WASHINGTON *	L	56-61
27 WASHINGTON STATE *	W	78-58
31 at Utah *	W	78-72

FEBRUARY

	W/L	Score
2 at Colorado *	L	51-73
6 CALIFORNIA *	W	73-62
10 STANFORD *	W	69-46
16 at Oregon State *	L	57-72
21 at USC *	L	49-66
23 at UCLA *	L	83-90
28 ARIZONA STATE *	W	79-51

MARCH

	Time	TV
2 ARIZONA *	W	73-47
6 at Washington State *	W	72-61
9 at Washington *	W	55-47
13 vs. Washington State ²	W	84-51
14 vs. Utah ²	W	66-54
15 vs. Arizona State ²	W	79-75 (ot)
16 vs. Washington ²	W	68-48
22 Wisconsin ³	1:30 p.m.	TBS
24 Kansas State/UC Irvine ³	TBA	TBA

* Denotes Pac-12 game

1 - 2K Empire Classic, Madison Square Garden, New York, N.Y.

2 - Pac-12 Tournament, T-Mobile Arena, Las Vegas, Nev.

3 - NCAA Tournament First & Second Rounds, SAP Center, San Jose, Calif.



DUCK MEN'S BASKETBALL

OREGON (23-12) vs. WISCONSIN (23-10)



Date	Friday, March 22, 2018
Tip Time	1:35 p.m. PT
Site / Stadium / Capacity	San Jose, Calif. / SAP Center / 17,496
Television	TBS
Announcers: Spero Dedes, Len Elmore, Steve Smith, Ros Gold-Onwude	
Radio	Westwood One
Chris Carrino, play-by-play; Mike Montgomery, analyst	
Radio	Oregon Sports Network from Learfield IMG College (95.3 FM KUJZ in Eugene/Springfield)
Joey McMurphy, play-by-play	
Live Stats	GoDucks.com
Twitter	@OregonMBB
Satellite Radio	Sirius ch. 138 / XM ch. 207

SERIES HISTORY

All-Time	Badgers lead, 5-2
Last Meeting	Wisconsin 72, Oregon 65, March 22, 2015 (Omaha, Neb.)
Current Streak	Badgers +4
Last Oregon Win	Oregon 85, Wisconsin 82, Dec. 26, 1981 (Portland, Ore.)
Last UW Win	Wisconsin 72, Oregon 65, March 22, 2015 (Omaha, Neb.)

THE STARTING 5

Pac-12 Tournament champion Oregon is the No. 12 seed in the South Region and will open the NCAA Tournament against #5 seed Wisconsin Friday at 1:30 p.m. in the SAP Center in San Jose, Calif. (TBS).

- 1 – This is Oregon's sixth NCAA Tournament appearance in the last seven years, and overall it is the Ducks' ninth straight postseason appearance.
- 2 – A turnaround for the ages. On Feb. 23, Oregon was 15-12 (10th place in the Pac-12 at 6-8). Then came the streak of eight wins in a row. After allowing UCLA to score 62 points *in the second half*, the Ducks held their next six opponents to less than 62 points *for the entire game*.
- 3 – During the eight-game winning streak, the Ducks are outscoring their opponents by nearly 18 points per game (72.0 to 54.2). Opponents are shooting 34.6 percent from the field and 23.1 percent from three.
- 4 – In the midst of that streak, Oregon held six consecutive opponents to less than 62 points. The last time Oregon did that was 1982-83, three years before the shot clock. During the streak, only Arizona State (75) has cracked 62 points.
- 5 – While Oregon's recent defensive surge can be directly linked with the switch to the "big" starting lineup (four players standing 6-9), the play of Pac-12 Tournament MOP **Payton Pritchard** shouldn't be overlooked. During the eight-game winning streak, he is averaging 15.8 points per game with 39 assists, 22 steals and just 11 turnovers.
- BENCH – **Dana Altman** is now one of six active head coaches in NCAA Division I who have posted a winning record for the last 22 consecutive seasons (the other five - Williams, Boeheim, Izzo, Self and Coach K - are all in the Hall of Fame).

UNIVERSITY OF OREGON - STARTERS (tentative)

No.	Name	Pos.	Ht.	Wt.	Cl.	Ex.	Hometown	PPG	RPG	OTHER
13	Paul White	F	6-9	230	R-Sr.	1V	Chicago, Ill.	10.6	3.9	.379 3FG Pct.
14	Kenny Wooten	F	6-9	235	So.	1V	Manteca, Calif.	6.2	4.6	2.0 bpg
33	Francis Okoro	C	6-9	235	Fr.	HS	Imo, Nigeria	3.1	3.4	
2	Louis King	G	6-9	205	Fr.	HS	Jersey City, N.J.	13.1	5.7	.356 3FG Pct.
3	Payton Pritchard	G	6-2	195	Jr.	2V	West Linn, Ore.	12.7	3.7	4.5 apg

UNIVERSITY OF OREGON - RESERVES

No.	Name	Pos.	Ht.	Wt.	Cl.	Ex.	Hometown	PPG	RPG	OTHER
10	Victor Bailey Jr.	G	6-4	190	So.	1V	Austin, Texas	7.7	2.1	.402 3FG Pct.
0	Will Richardson	G	6-5	180	Fr.	HS	Hinesville, Ga.	6.2	2.4	2.5 apg
4	Ehab Amin	G	6-4	200	R-Sr.	TR	Alexandria, Egypt	5.8	3.0	1.5 spg
5	Miles Norris	F	6-10	201	Fr.	HS	San Diego, Calif.	3.4	2.0	.532 FG Pct.
25	Luke Osborn	G	6-6	215	R-So.	RS	Clackamas, Ore.	0.0	0.3	
54	Will Johnson	G	6-1	180	R-Fr.	HS	Pacific Palisades, Calif.	0.0	0.1	
1	Bol Bol	C	7-2	235	Fr.	HS	Olathe, Kan.	21.0	9.6	2.7 bpg - INJ

ROSTER

UNIVERSITY QUICK FACTS

Name	University of Oregon
Location	Eugene, Ore.
Founded	1876
Enrollment	24,500
Nickname	Ducks
Mascot	The Duck
Colors	Green and Yellow
President	Michael Schill
Athletic Director	Rob Mullens
Faculty Representative	Tim Gleason
Facility	Matthew Knight Arena
Capacity	12,364
Press Row Phone	(541) 346-4497
Athletic Dept. Phone	(541) 346-4481
Ticket Office Phone	(541) 346-4461

BASKETBALL QUICK FACTS

First Season	1902-03 (114th year)
All-Time Record	1,665-1,363
All-Time Postseason Record	42-27 (28 Appearances)
NCAA Tournament Appearances ...	16 (23-14, Last: 2017)
..... '39*, '45, '60-'61, '95, '00, '02-'03, '07-'08, '13-'17, '19	
National Championships	1 (1939)
NIT Appearances	11 (14-12, Last: 2018)
..... '75, '76, '77, '84, '88, '90, '97, '99, '04, '12, '18	
CBI Appearances	1 (5-1, Last: 2011+)
..... *National Champions	
..... +CBI Champions	
2017-18 Overall Record	23-13
2017-18 Pac-12 Record (Finish)	10-8 (6th)
2017-18 NCAA Tournament	NA
Final Ranking	NA
Letterwinners Returning/Lost	5/6
Starters Returning/Lost	2/3
Newcomers	6
Key Returnees	Payton Pritchard, Paul White, Kenny Wooten
Key Losses	Elijah Brown, Troy Brown Jr, MiKyle McIntosh
Head Coach	Dana Altman (9th year)
Record at Oregon	233-95
Career Record	766-362 (34th year)
NCAA Division I Record	643-338 (30th year)
Assistant Coach	Tony Stubblefield
Assistant Coach	Kevin McKenna
Assistant Coach	Mike Mennenga
Director of Basketball Operations	Josh Jamieson
Strength Coach	Evan VanBecelaere
Athletic Trainer	Clay Jamieson
Men's Basketball Contact	Greg Walker
Office Phone	(541) 346-2252
Cell Phone	(541) 954-8775
Email	gswalker@uoregon.edu
Sr. Assoc. A.D., Communications	Jimmy Stanton
Office Phone	(541) 346-5538
Cell Phone	(615) 975-7322
Email	jstanton@uoregon.edu
Athletics Website	GoDucks.com

2018-19 OREGON MEN'S BASKETBALL NUMERICAL ROSTER

No.	Name	Pos	Ht.	Wt.	Cl.	Exp.	Hometown (High School / College)
0	Will Richardson	G	6-5	180	Fr.	HS	Hinesville, Ga. (Oak Hill Academy)
1	Bol Bol	C	7-2	235	Fr.	HS	Olathe, Kan. (Findlay Prep)
2	Louis King	F	6-9	205	Fr.	HS	Jersey City, N.J. (Hudson Catholic HS)
3	Payton Pritchard	G	6-2	195	Jr.	2V	West Linn, Ore. (West Linn HS)
4	Ehab Amin	G	6-4	200	R-Sr.	TR	Alexandria, Egypt (Riada American School / Texas A&M Corpus Christi)
5	Miles Norris	F	6-10	210	Fr.	HS	San Diego, Calif. (Brewster Academy)
10	Victor Bailey Jr.	G	6-4	190	So.	2V	Austin, Texas (McNeil HS)
13	Paul White	F	6-9	230	R-Sr.	1V	Chicago, Ill. (Whitney Young / Georgetown)
14	Kenny Wooten	F	6-9	235	So.	1V	Manteca, Calif. (Manteca HS)
25	Luke Osborn	G	6-6	215	R-So.	RS	Clackamas, Ore. (Tualatin HS / Clark CC)
33	Francis Okoro	F	6-9	235	Fr.	HS	Imo, Nigeria (Normal West (Ill.) HS)
54	Will Johnson	G	6-1	180	R-Fr.	RS	Pacific Palisades, Calif. (Palisades HS)

Head Coach: Dana Altman (Eastern New Mexico, 1980; Western State, 1981), 9th year (233-95)

Career Record: 766-362 (34th year); NCAA Division I Record: 643-338 (30th year)

Assistant Coaches: Tony Stubblefield (Nebraska-Omaha, 1995), 9th year;

Kevin McKenna (Creighton, 1993), 9th year; Mike Mennenga (Morehead State, 1993), 5th year

Director of Operations: Josh Jamieson (Southern Oregon, 2000), 15th year

Strength & Conditioning Coach: Evan VanBecelaere (Kansas, 2013), 1st year

Assistant Conditioning Coach: Allen Morill (Arizona State, 2006), 5th year

Athletic Trainer: Clay Jamieson (Arizona, 1994), 21st year

Graduate Managers: Jake Hamburger,

Patrick Scully

Undergraduate Managers: Brian Jones,

Brian O'Reilly, Nick Ruiz, Tripp Smith,

Sam Stack

Administrative Assistant: Blake McMahon

Pronunciation Guide

Ehab Amin	EE-hab ah-MEEN
Mike Mennenga	MEN-eh-gah
Francis Okoro	oh-KOR-oh

OREGON SPORTS NETWORK - RADIO

Baker City	KKBC, 95.3 FM
Bend	KBND, 1110AM / 100.1 FM
Burns	KYQT, 1230 AM/99.1 FM
Coos Bay	KWRO, 630 AM / 101.1 FM
Eugene	KUJZ 95.3 FM*
Florence	KCST, 106.9 FM
Klamath Falls	KRJW, 1240 AM
La Grande	KRJT, 105.9 FM
Lebanon	KGAL, 1580 AM
Lincoln City	KBCH, 1400 AM
Medford	KCMX, 880 AM
Newport	KCUP, 1230 AM
Portland	The Fan, 1080AM*
Roseburg	KQEN, 1240 AM
Salem	KYKN, 1430 AM
Waldport	KWDP, 820 AM

TuneIn Radio

* Flagship Station

All regular-season games are broadcast on the 16-station Oregon Sports Network from Learfield IMG College. Joey McMurry, in his second season, and Jerry Allen, in his 32nd season, have the action. Oregon games can also be heard (on a game-to-game basis) on Sirius and XM satellite radio.

INTERNET COVERAGE FOR OREGON MBB

Live audio and stats will be available for all games on goducks.com. UO basketball representatives will make periodic appearances throughout the season on *Duck Insider*, a daily sports radio show webcast on Facebook.com/goducks, hosted by Joey McMurry from 1-2 p.m. that features interviews with coaches and student-athletes.

OREGON'S 2018-19 RECORD WHEN ...

At home	13-4
On the road.....	5-7
Neutral site.....	5-1
Overtime games	1-1
vs. Top-25 team	1-0
Leading at the half	17-4
Behind at the half.....	5-7
Tied at the half.....	1-1
Game decided by 1-4 points.....	1-2
Game decided by 5-9 points.....	4-5
Game decided by 10-14 points.....	7-2
Game decided by 15 points or more.....	11-3
UO scores under 50 points.....	0-2
UO scores 50-59 points	2-2
UO scores 60-69 points	6-4
UO scores 70-79 points	8-1
UO scores 80-89 points	7-3
UO scores 90-99 points	0-0
UO scores 100+ points	0-0
Opponent scores 70 or more points	3-8
Opponent scores 60-69 points	6-3
Opponent scores 50-59 points	9-1
Opponent scores under 50 points	5-0
UO out-rebounds the opponent	15-4
UO is out-rebounded by opponents.....	6-8
Same number of rebounds.....	2-0
UO has more assists than opponents	19-5
UO has fewer assists than opponents.....	2-7
Same number of assists	2-0
UO has more steals than opponents.....	15-7
UO has fewer steals than opponents.....	4-4
Same number of steals.....	4-1
UO has more blocks than opponents	17-5
UO has fewer blocks than opponents.....	4-7
Same number of blocks	2-0
UO has a better shooting percentage	22-2
UO has a worse shooting percentage.....	1-10
Same shooting percentage	0-0
UO shoots 50 percent or better on FGs.....	6-1
UO shoots less than 50 percent on FGs	17-11
UO with more TOs than opponents.....	14-4
UO with fewer TOs than opponents.....	9-5
Same number of TOs.....	0-3
UO with more fouls than opponents	10-11
UO with fewer fouls than opponents.....	9-0
Same number of fouls	4-1
UO wearing white uniforms	8-2
UO wearing "Duck logo" white uniforms	0-0
UO wearing yellow uniform	4-0
UO wearing "Fighting Ducks" yellow uniforms	2-2
UO wearing green uniforms	1-3
UO wearing "Fighting Ducks" green uniforms	4-1
UO wearing black uniforms	4-4
UO in November games.....	4-2
UO in December games.....	5-2
UO in January games.....	4-4
UO in February games.....	3-4
UO in March games	7-0

NOTES

THE FIRST NCAA CHAMPIONS

Oregon's 1939 basketball team earned a niche in sports history by winning the first NCAA championship basketball tournament ever held. With a first unit composed of four native Oregonians and one Washingtonian, coach Howard Hobson guided the "Tall Firs" to a 29-5 season record and Oregon's only NCAA basketball title. Oregon's title run began in the Western Playoffs at Treasure Island, Calif., by knocking off Texas, 56-41, and dropping Oklahoma, 55-37. On March 27, the Tall Firs faced Ohio State on the neutral Northwestern University court at Evanston, Ill., for the national title. John Dick scored 13 points and Laddie Gale and Bobby Anet contributed 10 apiece as the Ducks rolled to a 46-33 victory and the NCAA crown.

VERSUS THE SAN JOSE NCAA FIELD

The Ducks and Wisconsin have an interesting NCAA Tournament history. Friday will mark the third time in the last six years that Oregon and the Badgers have met on March 22 in the NCAA Tournament. Wisconsin won the first two NCAA meetings and is 5-2 all-time versus the Ducks. Oregon is 2-2 all-time against Kansas State and 6-2 all-time versus UC Irvine. Oregon's **Dana Altman** was Kansas State's head coach from 1991-94.

LAST TIME IN SAN JOSE

This might sound familiar. The last time Oregon was sent to San Jose for the NCAA Tournament was 2013. That season, Oregon won the Pac-12 Tournament and wound up in San Jose as the #12 seed. The Ducks knocked out #5 Oklahoma State 68-55 before taking down #4 Saint Louis 74-57 to advance to the Sweet 16 where they lost to top-seeded Louisville 77-69. This year the Ducks won the Pac-12 Tournament and were sent to San Jose as the #12 seed.

NCAA THREE DOT DATA

This is just the fourth time that both the UO men and women will play in the NCAA Tournament (1995, 2000, 2017) ... The #12 seed matches Oregon's lowest seed in the NCAA Tournament (2013) ... Two Ducks will be making their second NCAA Tournament appearances, while it will be the first for the rest of the squad. **Payton Pritchard** was the starting point guard on Oregon's 2017 Final Four team. **Paul White** was a member of Georgetown's 2015 NCAA Tournament team before transferring to Oregon.

OREGON ANNOUNCES CONTRACT EXTENSION FOR ALTMAN

University of Oregon Director of Athletics Rob Mullens announced during the Pac-12 Tournament that the UO has agreed to terms and is finalizing a contract extension with head men's basketball coach **Dana Altman**, pending Board of Trustees approval. The agreement runs through the 2025-26 season and is intended to be funded through philanthropy.

DUCKS IN THE DESERT

No one has won more Pac-12 Tournament games in Las Vegas than Oregon. The Ducks are 17-4 since the league moved the championship to the desert in 2013. In the seven tournaments in Las Vegas, the Ducks have played in five championship games (winning in 2013, 2016 and 2019) and have advanced to the semifinal round six times. The only year the Ducks departed Vegas prior to the semis was in 2014 after a quarterfinal loss to UCLA.

PAC-12 TOURNAMENT STAYING POWER

Since the conference tournament returned in 2002, Oregon has won at least one game in 14 of 17 appearances and went on to take the conference crown five times (2003, 2007, 2013, 2016, 2019). The Ducks are 30-12 (.714) in 17 appearances since 2002. Oregon's only first round exits during that span came in 2008, 2009 and 2012. Including the conference tournaments from 1987-90, Oregon's overall .667 winning percentage (32-16) is third-best in the conference, while the Ducks' five titles trail only Arizona's seven.

ALTMAN BECOMES PAC-12 TOURNAMENT'S WINNINGEST COACH

With four wins in the 2019 Pac-12 Tournament, **Dana Altman** became the winningest coach in Tournament history. He finished 2019 with 19 career wins in the Pac-12 Tournament. This year he passed Sean Miller, Arizona (17) and Lute Olson, Arizona (16) for the all-time lead.

PRITCHARD, KING SHINE IN PAC-12 TOURNAMENT

Payton Pritchard's sublime performance in the Pac-12 Tournament earned him Most Outstanding Player honors. He had 20 points in the quarterfinal against Utah, 18 in the semifinal versus Arizona State and 20 in the championship against Washington. For the Tournament, he had 22 assists, four turnovers and eight steals. **Lou King** was also an all-tournament selection after scoring in double figures in all four games. He had 12 points against Washington State, 20 versus the Utes, 19 against the Sun Devils and 15 versus the Huskies.

UO CAREER RECORD WATCH

COACHING VICTORIES

Rank	Wins	Coach	Years
1	235	Ernie Kent	1997-10
2	233	Dana Altman	2010-
3	212	Howard Hobson	1935-47
4	180	W.J. Reinhart	1923-35
5	179	Steve Belko	1956-71

SCORING

Rank	Points	Player	Games	Years
---	2,085	Ron Lee	112	1972-76
19	1,301	Charlie Warren	80	1959-62
20	1,263	Terrell Brandon	57	1989-91
21	1,259	Maarty Leunen	127	2004-08
	1,259	Elgin Cook	108	2013-16
23	1,255	Payton Pritchard	110	2016-19
24	1,234	A.D. Smith	117	1995-00
25	1,186	Dick Wilkins	105	1944-48

ASSISTS

Rank	Asst.	Player	Games	Years
1	614	Kenya Wilkins	112	1993-97
2	572	Ron Lee	112	1972-76
3	500	Luke Ridnour	96	2000-03
4	471	Aaron Brooks	115	2003-07
5	468	Payton Pritchard	110	2016-19
6	458	Johnathan Loyd	144	2010-14
7	424	Luke Jackson	126	2000-04
8	367	Fred Jones	125	1998-02

STEALS

Rank	Stls.	Player	Games	Years
1	213	Kenya Wilkins	112	1993-97
2	161	Payton Pritchard	110	2016-19
3	160	Luke Jackson	126	2000-04
4	154	Malcolm Armstead	70	2010-11
5	152	Johnathan Loyd	144	2010-14

BLOCKED SHOTS

Rank	Blks.	Player	Games	Years
1	235	Jordan Bell	104	2014-17
2	189	Chris Boucher	69	2015-17
3	154	Kenny Wooten	67	2017-19
4	116	Blair Rasmussen	114	1981-85
5	93	Bob Fife	80	1989-93

3-POINTERS MADE

Rank	3FG.	Player	Games	Years
1	345	Tajuan Porter	126	2006-10
2	282	Orlando Williams	112	1991-95
3	242	James Davis	115	2000-04
4	223	Terik Brown	116	1995-99
5	205	Aaron Brooks	115	2003-07
6	203	Luke Ridnour	96	2000-03
7	195	Payton Pritchard	110	2016-19
8	194	Jamal Lawrence	85	1994-97
9	185	Garrett Sim	136	2008-12
10	174	Luke Jackson	126	2000-04

NOTES

OREGON'S HISTORIC DEFENSIVE STRETCH BEST OF THE SHOT CLOCK ERA

Oregon's defense over the last three weeks has not only been good, it is historically remarkable. For the first time in the shot clock era (1985-86 to present), the Ducks held six consecutive opponents to less than 62 points - Arizona State (51), Arizona (47), Washington State (61), Washington (47), WSU (51) and Utah (54). The last time Oregon did that was early in the 1982-83 season: Rutgers (53), San Diego State (49), St. Olaf (39), Montana State (55), Idaho (56) and Lamar (41).

DUCKS EARN NINTH STRAIGHT 20-WIN SEASON

Oregon earned its ninth consecutive 20-win season on Wednesday night. The Ducks are one of only 11 schools nationally that have won 20 games in a row for at least nine consecutive seasons.

Teams with 9+ 20-Win Seasons:

Belmont, Cincinnati, Duke, Gonzaga, Kansas, Kentucky, Louisville, North Carolina, **Oregon**, Saint Mary's and Vermont.

There are another two programs that could join that group this season: Wichita State (17-13) and Iona (17-15).

OREGON SECURES NINTH STRAIGHT WINNING SEASON

This is Oregon's ninth straight winning season, something that hasn't happened in Eugene in 87 years. The only other time Oregon has had nine or more winning seasons in a row was the decade between 1923-32, when the program posted 10 consecutive winning seasons under coaches William Reinhart and George Bohler.

OREGON SETS NINE-YEAR WIN RECORD

Not surprisingly, Oregon has set the program record for wins over a nine-season period, now with 233. The Ducks passed the previous mark of 226, which was set just last year (2009-18).

ALTMAN ENTERS NCAA CAREER TOP 30

With Oregon's win against California on Feb. 6, **Dana Altman** entered the NCAA's top 30 in all-time Division I coaching victories. He currently 29th with 643 career wins at the Division I level after passing Hugh Durham (Florida State, Georgia, Jacksonville) and Norm Sloan (Presbyterian, The Citadel, Florida, N.C. State), who both have 634. The next coach Altman will pass is John Wooden, who had 664 career wins for Indiana State and UCLA.

YOUNG FRESH FELLOWS

Of Oregon's 12-player roster, 75 percent (9) are either freshmen or sophomores. Duck freshmen have logged 2,711 minutes so far this season (77.5 minutes per game). The three veteran outliers are junior **Payton Pritchard**, senior **Paul White** and senior grad transfer **Ehab Amin**.

PAC-12 TOURNAMENT THREE DOT NOTES

Oregon set combined Pac-12 Tournament records for most points (297), most field goals (107), most steals (36) and most blocks (23) ... **Kenny Wooten** set the individual record for most combined blocks in a Pac-12 Tournament with 10 ... Oregon held Washington to 48 points, the lowest total in Pac-12 Championship game history ... In four tournament games, the Ducks allowed just 57.0 points per contest ... Oregon became the second team to win the Pac-12 Tournament by winning four games, joining Colorado in 2012 ... Oregon became the third No. 6 seed to win the Pac-12 Tournament, joining Colorado in 2012 and USC in 2009. The No. 6 seed is now 3-0 in title game appearances ... Three of Washington's four lowest-scoring games this season have come against Oregon. The Huskies are 1-2 against the Ducks ... **Francis Okoro** tied the Pac-12 Tournament record with six blocked shots against Utah, matching Stanford's Josh Huestis (2013) and Washington's Malik Dime (2017) ... Oregon's 33-point victory over Washington State is the largest margin of victory in Pac-12 Tournament history. It broke the previous record of 32 when Arizona beat Utah, 71-39, on March 13, 2014 and UCLA beat Oregon State, 79-47, on March 9, 2006 ... Oregon tied a season high with 14 steals in the opening round, one shy of the tournament record.

PRITCHARD, KING, WOOTEN, EARN PAC-12 HONORS

Payton Pritchard, **Louis King** and **Kenny Wooten** were selected for Pac-12 honors. Pritchard, from West Linn, Ore., was named the Pac-12 Tournament Most Outstanding Player. King, from Jersey City, N.J., was named to the all-freshman team, the all-tournament team and was also an all-league honorable mention selection. Wooten, a sophomore from Manteca, Calif., was named to the all-defensive team for the second year in a row. King is the Ducks' fourth all-freshman team selection in the last five years, joining **Jordan Bell** and **Dillon Brooks** in 2015, and **Tyler Dorsey** in 2016.

NATIONAL RANKINGS - TEAM

Oregon leads the Pac-12 and is 17th nationally in scoring defense.

	Stat	NCAA Rank	Pac-12 Rank
Scoring Offense	70.5 ppg		10
Scoring Defense	62.9 ppg	17	1
Scoring Margin	+7.5		1
FG Pct.	.450		8
FG Pct. Defense	.402	22	1
3FG Pct.	.343		7
3FG Pct. Defense	.294	11	1
3FG Per Game	7.6 pg		5
FT Pct.	.719		6
Rebounds	34.4 rpg		9
Rebound Margin	+1.7		7
Assists	13.3 apg		8
Blocks	4.2 bpg		4
Steals	7.8 spg	34	2
Turnover Margin	+2.1		4
Assist-to-TO Ratio	1.1-to-1		3

NATIONAL RANKINGS - INDIVIDUAL

	Stat	NCAA Rank	Pac-12 Rank
Payton Pritchard			
Scoring	12.7 ppg		19
3FG Per Game	1.7 pg		15
FT Pct.	.843		3
Assists	4.5 apg		4
Steals	1.9 spg		2
Assist-to-TO	2.4-to-1	49	2
Minutes	35.3 mpg		3
Louis King			
Scoring	13.1 ppg		17
3FG Per Game	1.7 pg		15
Rebounding	5.7 rpg		17
Kenny Wooten			
Blocks	2.0 bpg	41	3
Ehab Amin			
Steals	1.5 spg		7
Victor Bailey Jr.			
3 FG Pct.	.402		8
Paul White			
3 FG Pct.	.379		13

DUCKS IN THE POLLS

Week	AP	Coaches
Preseason	14	16
Nov. 12	13	No Poll
Nov. 19	21	20
Nov. 26	18	21
Dec. 3	RV	RV
Dec. 10-March 11	-	-
March 18	-	RV

NOTES

PRITCHARD SOARS UP CAREER STEALS LIST

With 22 steals in the last eight games, junior guard **Payton Pritchard** has leapt from ninth to second on UO's career steals list. Saturday against Washington he passed **Luke Jackson** (160/2000-04). He comes into the NCAA Tournament with 161 career steals, trailing only school record holder **Kenya Wilkins** (213/1993-97).

PRITCHARD MAKES 100TH CONSECUTIVE START

Junior guard **Payton Pritchard** made his 100th consecutive start for the Ducks March 2 against Arizona. Pritchard came off the bench his first four games as a freshman before moving into the starting lineup for the last 106.

PRITCHARD PASSES LOYD, TOP SIX IN CAREER ASSISTS

With eight assists March 15 against Arizona State, **Payton Pritchard** passed **Johnathan Loyd** (458/2010-14) for fifth in UO career assists. Pritchard comes into the NCAA Tournament with 468 career assists. **Aaron Brooks** (471/2003-07) is fourth. Pritchard is just the sixth player in program history with 1,000 career points and 400 career assists.

PRITCHARD REACHES 1,000 CAREER POINTS, ENTERS TOP 25

Jan. 17 at Arizona, **Payton Pritchard** became the 37th 1,000-point scorer in program history. March 15 against Arizona State, he passed **A.D. Smith** (1,234/1995-00). With 1,255 career points entering the NCAA Tournament, Pritchard is nearing the UO career top 20. Elgin Cook (1,259/2013-16) and Maarty Leunen (1,259/2004-08) are tied for 21st, while Terrell Brandon (1,263/1989-91) is 20th. Pritchard posted back-to-back 20-point games for the first time in his career Feb. 6-10 versus California and Stanford. March 16 against Washington Pritchard passed **Jamal Lawrence** (194/1994-97) for seventh in UO career three-pointers.

KING LOUIE BREAKS OUT

Freshman **Louis King** opened Pac-12 play with back-to-back double-doubles and has scored in double figures 21 of his last 24 games. In conference games, King is the No. 2 freshman scorer (14.5 points per game). He had 17 points and 10 rebounds Jan. 5 against Oregon State, and followed that with 22 points and 10 rebounds Jan. 10 versus UCLA. Jan. 13 against USC, King had 19 points and a season-best six assists. He just missed his third double-double of the season Jan. 17 at Arizona when he had 10 points and nine rebounds. He led Oregon with 19 points Jan. 24 against Washington before matching his career high with 22 points Jan. 27 versus Washington State. King had his third 20-point game Feb. 16 at Oregon State. He led the Ducks Feb. 28 with 19 points against Arizona State and again March 1 versus Arizona with 14 points. He has four double figure games in four days at the Pac-12 Tournament - 12 versus Washington State, 20 against Utah, 18 versus Arizona State and 15 versus Washington. King made his Oregon debut Dec. 8 against Omaha and made efficient use of his minutes. He scored 11 points on four-of-six shooting from the field (three-of-four 3FG) in 16 minutes. He missed the first seven games of the season recovering from a knee injury he suffered in high school.

SECOND HALF SURGE

Under coach **Dana Altman**, Oregon has a 57-24 record (.703) during the second half of Pac-12 play. That breaks down to 4-5 in 2011, 7-2 in 2012, 5-4 in 2013, 7-2 in 2014, 8-1 in 2015, 7-2 in 2016, 8-1 in 2017, 5-4 in 2018 and 6-3 in 2019. No one has won more second half games over the last nine seasons. The last five years, Oregon is 29-6 after Valentine's Day in Pac-12 Conference games (credit to Pac-12 Network's JB Long for that note).

Second Half of Pac-12 Play, 2011-19 (through March 9)

Oregon	57-24	.703
Arizona	57-24	.703
UCLA	53-28	.654
Utah	42-30*	.583
Colorado	40-32*	.556
California	40-41	.494
Arizona State	37-44	.457
Stanford	37-44	.457
Washington	35-46	.432
Oregon State	31-50	.383
USC	31-50	.383
Washington State	22-59	.272

*joined Pac-12 in 2011-12

UO SEASON RECORD WATCH

STEALS

Rank	Stls.	Player	Games	Year
1	89	Malcolm Armstead	38	2010-11
2	71	Arsalan Kazemi	35	2012-13
3	65	Malcolm Armstead	32	2009-10
	65	Payton Pritchard	35	2018-19
5	63	Terrell Brandon	28	1990-91
	63	Fred Jones	35	2001-02
	63	Luke Ridnour	33	2002-03
8	61	Kenya Wilkins	29	1995-96
9	58	Luke Ridnour	35	2001-02
10	55	Kenya Wilkins	28	1996-97
	55	Troy Brown Jr.	35	2017-18

BLOCKED SHOTS

Rank	Blks.	Player	Games	Year
1	110	Chris Boucher	38	2015-16
2	94	Jordan Bell	35	2014-15
3	92	Kenny Wooten	36	2017-18
4	88	Jordan Bell	39	2016-17
5	79	Chris Boucher	31	2016-17
6	62	Kenny Wooten	31	2018-19
7	53	Jordan Bell	30	2015-16
8	51	Tony Woods	33	2011-12
9	42	Blair Rasmussen	29	1983-84
10	41	Bob Fife	28	1990-91

NOTES

DUCKS REACH 100 WINS AGAIN

The Jan. 31 win at Utah was Oregon's 100th victory over the last four seasons. It is the fifth time in a row that Oregon has won 100 games over a four-season span, all of which have come during the **Dana Altman** era. Those are also the only five times in program history that Oregon has won 100 games over a four-season time span.

WHITE FILLS IN ON FRONT LINE

With **Bol Bol** out for the season, **Paul White** stepped up his effort, including a career-high 21 points March 6 at Washington State. He has scored in double figures 16 times since Bol's injury and is averaging a career-best 10.6 points per game. He tallied back-to-back-to-back of then-season highs of 15 points versus Oregon State (Jan. 5), 16 points against UCLA (Jan. 10) and 19 points versus USC (Jan. 13). He scored a team-high 16 points in the Ducks' Jan. 17 59-54 win at Arizona and added 18 points Jan. 27 versus Washington State, as well as 18 points (four three-pointers) Feb. 23 at UCLA.

500th BOARD MEANS EXCLUSIVE CLUB FOR AMIN

Reaching the 500-rebound plateau Jan. 17 at Arizona, **Ehab Amin** is now one of only four active college players with 1,000 career points, 500 career rebounds, 200 career assists and 200 career steals. The others are Josh Reaves of Penn State, Chris Clemons of Campbell and Purdue-Fort Wayne's John Konchar. Amin, who led the NCAA in steals as a junior at Texas A&M Corpus Christi in 2016-17, is seventh in the Pac-12 at 1.5 steals per game. Amin has shown a burst of offense at times as well. He scored 25 points Nov. 15 against Iowa, 23 points Dec. 29 at Boise State and added 13 Jan. 31 at Utah.

WOOTEN MOVES INTO TOP THREE IN UO CAREER BLOCKS

Kenny Wooten swatted 11 shots during the Feb. 6-10 week against California (4) and Stanford (7). He matched his career high with seven against the Cardinal. With three blocks Jan. 31 at Utah, Wooten passed **Blair Rasmussen** (116/1981-85) for third on the UO career blocks list and now shows 154. His 10 blocks during the Pac-12 Tournament set an all-session record. On the season, Wooten has 62 blocks, which is sixth in UO single-season history. Wooten matched a career high with 20 points Jan. 27 against Washington State. Prior to breaking his jaw at Baylor, which caused him to miss the next four games, Wooten set a career-high 20 points Dec. 8 versus Nebraska-Omaha. Wooten's 92 blocks as a freshman ranked third on both the UO single-season list, and the Pac-12 freshman list.

BAILEY JR ON THE REBOUND

After a rough stretch in January and early February that saw him held below double figures in six straight games, **Victor Bailey Jr.** rebounded with double-figure scoring outputs in four of the last eight games, including 14 March 6 at Washington State. Bailey Jr. had 11 points Feb. 10 against Stanford and then contributed 10 points Feb. 21 at USC before contributing 13 points Feb. 23 at UCLA.

RICHARDSON RISES

Freshman **Will Richardson** recently scored in double figures off the bench in back-to-back games. He netted 12 points March 2 against Arizona and 11 March 6 in Pullman. He set a season high with 19 points Jan. 31 at Utah. He also blocked a career-best three shots. He dished out a season-high nine assists Feb. 6 versus California. Earlier this year, Richardson had 16 points at Houston, and 11 points and a season-high six assists Jan. 10 versus UCLA. On the year, Richardson is dishing out 2.5 assists per game.

CONSISTENT COACHING STAFF

Success on the court often goes hand-in-hand with continuity off the court. During the nine-year **Dana Altman** era, Oregon has seen just one change on its coaching staff. That came following the 2013-14 season, when assistant coach **Brian Fish** accepted the head coaching job at Montana State, and was replaced by current assistant **Michael Mennenga**. Oregon's two other assistants, **Kevin McKenna** and **Tony Stubblefield**, have been with Altman at Oregon since day one. The Ducks' continuity extends even beyond the assistant coaches with director of operations **Josh Jamieson** in his 15th year and athletic trainer **Clay Jamieson** in his 21st season in Eugene.

STARTING ROTATION

Dec. 29 at Boise State, **Francis Okoro** became the 10th different Duck to start a game this season. That's a single-season high during the **Dana Altman** era, and the most for the Ducks since 2009-10, when 11 different Ducks made at least one start.

UO SINGLE GAME RECORD WATCH

STEALS

Rank	Stls.	Player	Opponent	Date
1	9	Kenya Wilkins	Boise State	12-20-1996
2	8	Ron Lee	UNC-Charlotte	3-15-1976
	8	Terrell Brandon	Arizona State	3-7-1991
4	6	Ron Lee	Hawaii	11-28-1975
	6	Ron Lee	San Jose State	1-3-1976
	6	Darius Wright	USC	1-7-1999
	6	Malcolm Armstead	Washington	3-11-2011
	6	Mike Moser	Georgetown	11-8-2013
	6	Joseph Young	USC	2-1-2014
	6	Payton Pritchard	Washington State	1-27-2019

UO SINGLE GAME BLOCKED SHOTS

Rank	Blks.	Player	Opponent	Date
1	9	Chris Boucher	Arkansas State	11-15-2015
2	8	Blair Rasmussen	Davidson	12-27-1984
	8	Jordan Bell	Arizona State	1-10-2015
	8	Jordan Bell	Kansas	3-25-2017
5	7	Chris Boucher	Arizona State	1-31-2016
	7	Kenny Wooten	Washington	2-8-2018
	7	Kenny Wooten	Stanford	2-10-2019
8	6	7 times by 4 players, including		
	6	Kenny Wooten	Portland State	12-13-2017
	6	Kenny Wooten	Fresno State	12-16-2017
	6	Francis Okoro	Utah	3-14-2019

NOTES

DUCKS ALMOST HIT TRIPLE 20

The Ducks nearly achieved an interesting mark Jan. 27 against Washington State. **Louis King** scored 22 points, **Kenny Wooten** had 20 and **Paul White** added 18. If White would have scored two more points, the Ducks would have had three players with 20 or more points for the first time in 17 years. Oregon last had three players with 20 or more points in the 2002 NCAA Tournament versus Wake Forest when **Luke Jackson** scored 29, **Luke Ridnour** had 28 and **Fred Jones** netted 24.

NBA DRAFT NOTES

For the first time since 2007, an Oregon Duck was selected in the first round of the NBA Draft (**Troy Brown Jr.**, No. 15, Washington). Brown Jr. was the highest Duck selected since **Luke Jackson** went 10th to Cleveland in 2004. Brown Jr. was Oregon's first One-and-done player.

NBA ROSTER NOTES

Oregon has five alums playing in the NBA. World Champion **Jordan Bell** is in his second season with the Golden State Warriors. Other players off the Ducks' 2016-17 NCAA Final Four team now in the NBA include second year pros **Chris Boucher** (Toronto), **Tyler Dorsey** (Memphis) and **Dillon Brooks** (Memphis). **Troy Brown Jr.**, the NBA first round selection of Washington, is in his first season with the Wizards. Additionally, **Elijah Brown** is in his first season with the G League's Grand Rapids Drive, while **McKale McIntosh** is with Raptors 905.

FOR THE DEFENSE

Under **Dana Altman**, Oregon is 161-19 when holding opponents under 70 points, including a 126-11 mark the last six seasons.

HEY MAN, NICE SHOT

Oregon has made at least one three-point field goal in 746 consecutive games. The Ducks' last game without a three-pointer was Feb. 6, 1997, versus Washington. The Ducks last held an opponent without a three-pointer in 2015-16 when Cal went 0-for-12 from three-point range on Jan. 6, 2016.

IN THE GENES

Oregon had a number of players with unique family connections. One had a mother who played basketball for the Ducks, while another has an Olympic medalist for a parent.

Player	Relative	Noteworthy
Victor Bailey Jr.	Tonja Buford Bailey (mom) Victor Bailey (dad)	Olympic 400 hurdle bronze medalist (1996, Atlanta) NFL WR for Philadelphia and Kansas City
Will Johnson	Kris Johnson (dad) Marques Johnson (grandfather)	Won 1995 NCAA title with UCLA Won 1975 NCAA title with UCLA; 10 years in the NBA
Miles Norris	Christina (Metzger) Norris	Played basketball for Oregon 1982-84
Luke Osborn	Rick Osborn (father)	Long-time HC at Tualatin HS played for the Ducks 1985-88

ALTMAN PASSES HALL OF FAMER HOBSON

Dana Altman needs three more wins to become the school's all-time winningest coach. With Oregon's 80-65 defeat of No. 15 Syracuse on Nov. 16, Altman passed Basketball Hall of Famer **Howard Hobson** for second in UO coaching victories with 213. Hobson, the head coach at Oregon for 11 years (1936-47) including the 1939 NCAA Championship, won 212 career games with the Ducks. **Ernie Kent** won 235 games in 13 seasons (1998-2010).

ALTMAN ONE OF SIX COACHES WITH 22 CONSECUTIVE WINNING SEASONS

With Oregon's victory over Arizona on March 2, **Dana Altman** earned his 22nd consecutive winning season as a head coach. Altman is one of six active head coaches in NCAA Division I who have posted a winning record for the last 22 consecutive seasons (the other five are in the Hall of Fame). For Altman, that streak runs from the 1997-98 season through 2017-18, and covers his final 13 seasons at Creighton and his first nine in Eugene.

Active 21-plus Consecutive Winning Seasons as a Head Coach

- 43 *Jim Boeheim - Syracuse, 1976-77 – 2017-19
- 36 *Mike Krzyzewski - Duke, 1983-84 – 2018-19+
- 31 *Roy Williams - Kansas, North Carolina, 1988-89 – 2017-19
- 24 *Bill Self - Oral Roberts, Tulsa, Illinois, Kansas, 1995-96 – 2017-19
- 23 *Tom Izzo - Michigan State, 1996-97 – 2018-19
- 22 **Dana Altman - Creighton, Oregon, 1997-98 – 2018-19**

* member of the Hall of Fame

+ During the '94-95 season, Krzyzewski coached the team to a 9-3 record before taking a leave of absence to recover from back surgery.

NOTES

ALTMAN REACHES 600 WINS

Dana Altman is the 34th NCAA Division I coach to reach 600 career wins all-time. He is one of 13 active coaches with 600 wins.

Active Coaches with 600 Career NCAA Division I Wins (as of March 17, 2019)

1129	Mike Krzyzewski, Duke*
944	Jim Boeheim, Syracuse*
869	Roy Williams, North Carolina*
787	Bob Huggins, West Virginia
764	Cliff Ellis, Coastal Carolina
747	John Calipari, Kentucky*
690	Rick Barnes, Tennessee
679	Bill Self, Kansas*
643	Dana Altman, Oregon
638	Lon Kruger, Oklahoma
617	Jim Larranaga, Miami, Fla.
613	Tubby Smith, High Point
601	Tom Izzo, Michigan State*

* member of the Hall of Fame

NCAA Division I Career Wins (As of March 17, 2019)

Rank	Wins	Coach
28	664	John Wooden (Indiana State, UCLA)
29	643	Dana Altman+ (Marshall, Kansas State, Creighton, Oregon)
30	638	Lon Kruger+ (UTRGV, Kansas State, Florida, Illinois, UNLV, Oklahoma)
31	634	Hugh Durham (Florida State, Georgia, Jacksonville)
	634	Norm Sloan (Presbyterian, The Citadel, Florida, N.C. State)

+ active

THERE'S NEVER A GOOD LOSS, BUT SOME PERSPECTIVE ON TEXAS SOUTHERN

On the surface, the Texas Southern loss looms as one of the most disappointing of the season for the Ducks. However, Texas Southern is actually a member of a rather exclusive club. The Tigers are one of just five teams from non "Power 6" conferences that have defeated teams from three different Power 6 leagues this season. What's more impressive is that Texas Southern is the only school to collect all their wins on the road. Houston, which defeated Oregon on Dec. 1, is also a member of that club.

Schools from non-Power 6 conferences with wins over 3 different Power 6 league teams

Cincinnati (AAC) - Ole Miss (SEC), Xavier (Big East), UCLA (Pac-12)
 Gonzaga (WCC) - Texas A&M (SEC), Illinois (Big Ten), Arizona (Pac-12), Duke (ACC), Creighton (Big East)
 Houston (AAC) - Oregon (Pac-12), Oklahoma State (Big 12), LSU (SEC)
 Texas Southern (SWAC) - Baylor (Big 12), Oregon (Pac-12), Texas A&M (SEC)
 Western Kentucky (CUSA) - West Virginia (Big 12), Arkansas (SEC), Wisconsin (Big Ten)

DUCKS ACCEPT BID TO 2019 BATTLE 4 ATLANTIS

Oregon will make its inaugural appearance in the Bad Boy Mowers Battle 4 Atlantis next season in Nassau, Bahamas. The Ducks will be joined in the 2019 field by Alabama, Gonzaga, Iowa State, North Carolina, Michigan, Seton Hall and Southern Mississippi. This will be Oregon's first appearance in the Battle 4 Atlantis, which will be played over the Thanksgiving holiday in the Imperial Arena at the Atlantis Paradise Island hotel. In addition to the Battle 4 Atlantis, Oregon's 2019-20 non-conference schedule will include games in Eugene versus Baylor, Boise State and Houston.

DUCKS' SPLIT IN MANHATTAN YIELDS RARE TOP-25 WIN

Graduate transfer **Ehab Amin** led the Ducks with a season-high 25 points and three steals against Iowa in the semifinals of the 2K Empire Classic at Madison Square Garden. Freshman **Bol Bol** then topped that with 26 points in the consolation final against No. 15 Syracuse. Bol also scored 14 points against Iowa and had eight total blocked shots and was named to the all-tournament team. The defeat of No. 15 Syracuse marked the Ducks' first win over a top-15 non-conference opponent during the regular season since Oregon took down No. 14 Kansas, 84-78, on Dec. 7, 2002, in front of 20,762 fans at the Rose Garden in Portland, the biggest crowd to ever watch a college basketball game in the State of Oregon.

FORMER S-A PHIL KNIGHT PLEDGES \$500 MILLION FOR SCIENCE

UO graduate and former track and field student-athlete Phil Knight, the co-founder of Nike, and his wife Penny made a half-a-billion dollar commitment to scientific research at the University of Oregon. It is the largest gift ever bestowed to a public university. "This act of philanthropy from Penny and Phil Knight is breathtaking," said University of Oregon President Michael Schill. "This is a seminal moment for the University of Oregon, an inflection point that will shape the trajectory of the university and this state for the next century and beyond." The Knight's \$500 million donation will fund the construction of a new science complex, that is currently under construction on the Eugene campus. Research at the new site will focus on life sciences such as biology, microbiology, biochemistry and other disciplines. "While not without risk, we believe the expected societal returns from such investments are high," said Knight. "And here at home in Oregon, we believe the potential to arm our talented young people with the skills and tools they will need to have a lasting impact on the world and to pursue rewarding careers makes such investments essential."

TEAM WINS (Bold = all wins came under Altman)**MOST TEAM WINS, NINE-SEASON SPAN**

Seasons	Wins
2010-19	233
2009-18	226
2008-17	211
2007-16	196
1999-08	187

MOST TEAM WINS, EIGHT-SEASON SPAN

Seasons	Wins
2011-19	212
2010-18	210
2009-17	203
2008-16	178
1999-07	169

MOST TEAM WINS, SEVEN-SEASON SPAN

Seasons	Wins
2011-18	189
2012-19	188
2010-17	187
2009-16	170
1934-41	147
2000-07	147
2008-15	147

MOST TEAM WINS, SIX-SEASON SPAN

Seasons	Wins
2011-17	166
2012-18	165
2013-19	160
2010-16	154
2009-15	139

MOST TEAM WINS, FIVE-SEASON SPAN

Seasons	Wins
2012-17	142
2013-18	137
2014-19	136
2011-16	133
2010-15	123

MOST TEAM WINS, FOUR-SEASON SPAN

Seasons	Wins
2013-17	114
2014-18	113
2015-19	110
2012-16	109
2011-15	102
2010-14	97
1935-39	94

MOST TEAM WINS, THREE-SEASON SPAN

Seasons	Wins
2014-17	90
2015-18	87
2013-16	81
2016-19	79
2012-15	78
2011-14	76
1936-39	74

STARTING LINEUPS**2018-19 STARTING LINEUPS**

Opponent (W/L)	G	G	C	F	F
Portland State (W)	Pritchard	Amin	Bol	White	Wooten
Eastern Washington (W)	Pritchard	Amin	Bol	White	Wooten
vs. Iowa (L)	Pritchard	Amin	Bol	White	Wooten
vs. Syracuse (W)	Pritchard	Amin	Bol	White	Wooten
Green Bay (W)	Pritchard	Amin	Bol	White	Wooten
Texas Southern (L)	Pritchard	Amin	Bol	White	Wooten
at Houston (L)	Pritchard	Amin	Bol	White	Wooten
Nebraska-Omaha (W)	Pritchard	Richardson	Bol	Kigab	Wooten
San Diego (W)	Pritchard	Richardson	Bol	Kigab	Wooten
Boise State (W)	Pritchard	Richardson	White	Kigab	Wooten
Florida A&M (W)	Pritchard	Richardson	White	King	Bailey Jr.
at Baylor (L)	Pritchard	Richardson	White	King	Wooten
at Boise State (W)	Pritchard	Bailey Jr.	Okoro	White	King
Oregon State (L)	Pritchard	Bailey Jr.	Okoro	White	King
UCLA (L)	Pritchard	Bailey Jr.	Okoro	White	King
USC (W)	Pritchard	Bailey Jr.	Okoro	White	King
at Arizona (W)	Pritchard	Bailey Jr.	Okoro	White	King
at Arizona State (L)	Pritchard	Bailey Jr.	Okoro	White	King
Washington (L)	Pritchard	Bailey Jr.	Okoro	White	King
Washington State (W)	Pritchard	Richardson	Okoro	White	King
at Utah (W)	Pritchard	Richardson	Okoro	White	King
at Colorado (L)	Pritchard	Richardson	Okoro	White	King
California (W)	Pritchard	Richardson	White	King	Wooten
Stanford (W)	Pritchard	Richardson	White	King	Wooten
at Oregon State (L)	Pritchard	Richardson	White	King	Wooten
at USC (L)	Pritchard	Richardson	White	King	Wooten
at UCLA (L)	Pritchard	King	Okoro	White	Wooten
Arizona State (W)	Pritchard	King	Okoro	White	Wooten
Arizona (W)	Pritchard	King	Okoro	White	Wooten
at Washington State (W)	Pritchard	King	Okoro	White	Wooten
at Washington (W)	Pritchard	King	Okoro	White	Wooten
vs. Washington State (W)	Pritchard	King	Okoro	White	Wooten
vs. Utah (W)	Pritchard	King	Okoro	White	Wooten
vs. Arizona State (W)	Pritchard	King	Okoro	White	Wooten
vs. Washington (W)	Pritchard	King	Okoro	White	Wooten

Number of different lineups: 8

Record with different lineups (sorted by most starts):

- 8-1 Pritchard, King, Okoro, White, Wooten
- 4-3 Pritchard, Amin, Bol, White, Wooten
- 3-4 Pritchard, Bailey Jr., Okoro, White, King
- 2-3 Pritchard, Richardson, White, King, Wooten
- 2-1 Pritchard, Richardson, Okoro, White, King
- 2-0 Pritchard, Richardson, Bol, Kigab, Wooten
- 1-0 Pritchard, Richardson, White, King, Bailey Jr.
- 1-0 Pritchard, Richardson, White, Kigab, Wooten

Career starts at UO: Pritchard 106, White 57, Wooten 34, King 25, Okoro 19, Richardson 12, Bol 9, Bailey Jr. 8, Amin 7

Consecutive starts at UO: Pritchard 106

2018-19 HONORS

Bol Bol

Naismith Award Preseason Watch List

Kareem Abdul-Jabbar Center of the Year Watch List

2K Empire Classic All-Tournament Team

Louis King

Pac-12 All-Tournament Team

All-Pac-12 Honorable Mention

Pac-12 All-Freshman Team

Julius Erving Small Forward of the Year Watch List

Payton Pritchard

Pac-12 Tournament Most Outstanding Player

Pac-12 All-Tournament Team

Wooden Award Preseason Watch List

Bob Cousy Point Guard of the Year Watch List

Kenny Wooten

Pac-12 All-Defensive Team

DOUBLE-DOUBLES

PTS

REB

Bol Bol (Season - 4; Career - 4)

Portland State (11-6-18)

12 12

Eastern Washington (11-9-18)

23 12

Texas Southern (11-26-18)

32 11

Nebraska-Omaha (12-8-18)

18 10

Kenny Wooten (Season - 0; Career - 3)

Alabama State (11-17-17)

19 13

Fresno State (12-16-17)

13 10

Rider (3-13-18)

12 10

Louis King (Season - 2; Career - 2)

Oregon State (1-5-19)

17 10

UCLA (1-10-19)

22 10

Payton Pritchard (Season - 1; Career - 2)

Washington State (2-11-18)

19 10*

California (2-6-2019)

20 10

Ehab Amin (Season - 0; Career - 5)

*assists

DUCK MEN AND WOMEN MAKE HISTORY AS TOP

PAC-12 PRESEASON PICKS

The Oregon men's and women's basketball teams made history when both teams were predicted to win the conference in their respective preseason polls. It is the first time in conference history that the preseason selections to win the league in men's and women's basketball have come from the same school. The only other time the Duck men were picked first in the preseason poll was 2016-17. Oregon shared the league title with Arizona that year. The Ducks received 288 points and 16 first-place votes in a poll of media members. UCLA was second with 264 points (six first-place votes), followed by Washington (249), Arizona (205) and USC (203).

2018-19 PAC-12 MEN'S BASKETBALL PRESEASON MEDIA POLL

Team (First Place Votes)	Points
1. Oregon (16)	288
2. UCLA (6)	264
3. Washington (2)	249
4. Arizona (1)	205
5. USC	203
6. Arizona State	165
7. Colorado	161
8. Utah	122
9. Stanford	109
10. Oregon State	102
11. California	45
12. Washington State	37

2019 RECRUITING CLASS

DUCKS SIGN FOURTH STRAIGHT TOP-12 RECRUITING CLASS

Oregon added a signee from the junior college ranks and three more highly-rated high schoolers as the Ducks landed the nation's ninth-ranked recruiting class (Rivals.com) during the early signing period for National Letters of Intent. Chris Duarte, one of the top junior college players in the nation, and high school standouts Isaac Johnson, Chandler Lawson and C.J. Walker are the newest additions to the men's basketball roster. The Ducks' 2019 recruiting class ranks ninth nationally according to Rivals.com. This is the fourth straight top-12 recruiting class for coach Altman and the staff, and the program's second-straight top-10 class.

Chris Duarte, 6-6, 175, Puerto Plata, Dominican Republic. (Northwest Florida State College/ Redemption Christian)

Versatile player considered one of the top junior college transfers in the nation ... Appeared in all 32 games for the Raiders, helping lead them to an impressive 29-3 record in 2017-18 ... Averaged 12.1 points, 6.7 rebounds and 2.0 steals per game during his freshman campaign for NWF ... Shot 55 percent from the field and 37 percent from three-point range ... Earned first team all-Panhandle Conference honors ... Dropped 17 points and grabbed six rebounds in the FCSAA state championship game where the Raiders claimed the title ... Integral part of NWF's lineup during their run to the Elite Eight in the NJCAA tournament ... Named a preseason First Team "Super Sophomore" by Street and Smith's Basketball Magazine for the 2018-19 season ... Rated by 247Sports as the fifth-best high school player in the state of New York in 2016-17, where he spent the season at Redemption Christian Academy in Troy, N.Y. ... Also played with the New York Lightning AAU program ... Born in Montreal and raised in the Dominican Republic.

Isaac Johnson, 6-11, 235, American Fork, Utah (American Fork High School)

Four star recruit with a scout grade of 88 according to ESPN.com ... Ranked 53rd in ESPN's top 100 for the 2019 recruiting class ... Ranked as the No. 1 recruit from the state of Utah ... Averaged 18.2 points, 5.8 rebounds and 1.0 assists per game during his junior campaign in 2017-18 ... Hit 25 three-pointers as a junior for American Fork ... Earned third-team Class 6A Deseret News all-state honors ... Expected to make a two year LDS mission trip following high school graduation and will join the Ducks as a freshman for the 2021-22 season.

Chandler Lawson, 6-8, 200, Memphis, Tenn. (Wooddale High School)

Four star recruit with a scout grade of 86 according to ESPN ... Ranked as the 58th recruit in ESPN's top 100 for the class of 2019 ... Listed as the nation's 14th best power forward by 247sports.com ... Won three straight TSSAA AAA state championships with Memphis East High School ... Scored in 11 points, grabbed 16 rebounds and recorded two assists in the 2018 state championship game en route to victory for Memphis East ... Earned TSSAA AAA most valuable player honors as a sophomore ... Transferred to Wooddale High School for his final high school season where he will be coached by his father Keelon Lawson ... Played in 11 games in the Nike EYBL circuit for the Bluff City Legends, averaging 12.4 points per game, 8 rebounds per game and 2.4 assists per game.

C.J. Walker, 6-8, 198, Sanford, Fla. (Oak Ridge High School)

Five-star recruit with a scout grade of 92 according to espn.com ... Ranked 19th in ESPN's top 100 for the 2019 recruiting class ... Rivals also lists Walker as a five-star and is 24th nationally ... the No. 30 player overall according to 247Sports ... Averaged 15.9 points, 9.9 rebounds and 2.5 blocks over 16 games during the Nike EYBL circuit ... Averaged 18.2 points, 7.8 rebounds and 2.0 blocks per game at the Peach Jam ... Spent his freshman season at Seminole of Sanford and his sophomore and junior seasons at Orlando Christian Prep before transferring to Oak Ridge for his senior campaign ... Led Orlando Christian Prep to back-to-back state championship titles ... Netted 14 points and grabbed eight rebounds in the state championship game his junior season.

Team

Scored 100+ pts.....	114, vs. Alabama State (11-17-17)
Scored 115+ pts.....	*128, vs. Savannah State (12-3-16)
Held opponent under 50 pts.....	48, vs. Washington (3-16-19)
Held opponent under 46 pts.....	47, at Washington (3-9-19)
Held opponent under 47 pts.....	46, vs. Stanford (2-10-19)
Held opponent under 46 pts.....	40, vs. Washington (2-8-18)
Held opponent under 40 pts.....	38, vs. Nebraska (12-15-12)
Won by 20+ pts.....	20 (68-48), vs. Washington (3-16-19)
Won by 30+ pts.....	33 (84-51), vs. Washington State (3-13-19)
Won by 34+ pts.....	34 (81-47), vs. Eastern Washington (11-9-18)
Won by 35+ pts.....	58 (114-56), vs. Alabama State (11-17-17)
Won by 60+ pts.....	69 (128-59), vs. Savannah State (12-3-16)
Made 50%+ FG.....	52.5% vs. Washington (3-16-19)
Made 60%+ FG.....	62.1% vs. Central Arkansas (12-20-17)
Made 62.2%+ FG.....	62.5% vs. Alabama State (11-17-17)
Made 65%+ FG.....	65.2% vs. Arizona (2-4-17)
Held opponent under 30%.....	27.3% vs. Stanford (2-10-19)
Held opponent under 27%.....	23.1% vs. Eastern Washington (11-9-18)
Made 55%+ 3-pt. FGs.....	57.1% (4-of-7), vs. Portland State (11-6-18)
Made 62%+ 3-pt. FGs.....	62.5% (15-of-24), vs. Alabama State (11-17-17)
Made 69%+ 3-pt. FGs.....	69.2% (9-of-13), vs. UCLA (1-24-15)
Made 70%+ 3-pt. FGs.....	72.7% (8-of-11), vs. Saint Louis (3-23-13)
Held opponent under 25% 3-pts...21.7% (5-of-23), vs. Washington (3-16-19)	
Held opponent under 21% 3-pts.....	8.7% (2-of-23), vs. Utah (3-14-19)
Held opponent under 8.7% 3-pts.....	0.0% (0-of-12), vs. California (1-6-16)
Made 10+ 3-pt FGs.....	10-of-26, vs. Arizona State (3-15-19)
Made 11+ 3-pt FGs.....	11-of-30, at UCLA (2-23-19)
Made 12+ 3-pt FGs.....	14-of-26, vs. Rider (3-13-18)
Made 15+ 3-pt FGs.....	15-of-39, vs. DePaul (11-24-17)
Made 16+ 3-pt FGs.....	16-of-29, vs. Colorado (2-18-17)
Made 17+ 3-pt FGs.....	*18-of-31, at California (2-9-08)
Held opponent under five 3-pt FGs.....	2-of-23, vs. Utah (3-14-19)
Held opponent to zero 3-pt FGs.....	0-of-12, vs. California (1-6-16)
Made 80%+ FT.....	90.9% (20-of-22), vs. Washington (3-16-19)
Made 91%+ FT.....	92.3% (12-of-13), at Arizona State (1-19-19)
Made 100% FT.....	100.0% (11-of-11), vs. USC (1-18-18)
Attempted 40+ FTs.....	42, vs. Green Bay (11-20-18)
Attempted 50+ FTs.....	*54, vs. Washington (2-10-04)
Made 30+ FTs.....	33-of-42, vs. Green Bay (11-20-18)
Had 50+ rebounds.....	50, vs. Eastern Washington (11-9-18)
Had 51+ rebounds.....	67, vs. Savannah State (12-3-16)
Had 60+ rebounds.....	67, vs. Savannah State (12-3-16)
+20 rebound margin.....	+23 (31-13), vs. Omaha (12-8-18)
+24 rebound margin.....	+26 (46-29), vs. Alabama State (11-17-16)
+30 rebound margin.....	+38 (67-29), vs. Savannah State (12-3-16)
Had 20+ assists.....	20, at UCLA (2-23-19)
Had 22+ assists.....	22, vs. Texas Southern (11-26-18)
Had 23+ assists.....	27, vs. Portland State (12-13-17)
Had 28+ assists.....	29, vs. Alabama State (11-17-17)
Had 30+ assists.....	*36, vs. Savannah State (12-3-16)
Forced 20+ TOs.....	20, vs. Washington State (3-13-19)
Forced 24+ TOs.....	25, vs. Tennessee (11-22-16)
Blocked 10+ shots.....	10, vs. Arizona State (3-15-19)
Blocked 11+ shots.....	12, at Fresno State (12-16-17)
Blocked 13+ shots.....	*13, vs. Army (11-11-16)
Committed under 10 TOs.....	8, vs. Arizona State (3-15-19)
Committed under 5 TOs.....	3, vs. Arizona (3-1-19)
Had 10+ steals.....	11, at Washington State (3-6-19)
Had 12+ steals.....	13, UCLA (1-10-19)
Had 14+ steals.....	14, at Boise State (12-29-18)
Had 15+ steals.....	16, vs. USC (2-1-14)
Went to OT.....	L, 87-84, vs. UCLA (1-10-19)
Went to 2OT.....	W, 87-83, at UCLA (2-27-14)
Went to 3OT.....	L, 91-84, at Texas-El Paso (12-19-12)
Went to 4OT+.....	L, 107-102 (*5OT) at California (2-10-77)
Played a ranked opponent.....	11-16-18 vs. No. 15 Syracuse (W, 80-65)
Beat a ranked opponent.....	11-16-18 vs. No. 15 Syracuse (W, 80-65)

Scores

Scored 43+ pts.....	Greg Ballard (*43) at Oral Roberts (3-9-77)
Scored 41+ pts.....	Luke Jackson (42) vs. Arizona (2-19-04)
Scored 40+ pts.....	Luke Jackson (40) vs. Colorado (3-17-04)
Scored 37+ pts.....	Tajuan Porter (38) vs. Portland State (11-12-06)
Scored 33+ pts.....	Joseph Young (36) vs. Western Carolina (11-13-13)
Scored 30+ pts.....	Bol Bol (32) vs. Texas Southern (11-26-18)
Five players w/10+ pts.....	Payton Pritchard (18), Paul White (18), Kenny Wooten (16), Victor Bailey Jr. (13), Louis King (10) at UCLA (2-23-19)
Six players w/10+ pts.....	Payton Pritchard (16), Kenny Wooten (13) Victor Bailey Jr. (11), Paul White (11) Troy Brown Jr. (10), McKyle McIntosh (10) vs. Texas Southern (12-11-17)
Seven+ players w/10+ pts.....	Tyler Dorsey (29), Dillon Brooks (22), Keith Smith (15), Chris Boucher (12), Roman Sorkin (12), Dylan Ennis (11), Kavell Bigby-Williams (11) vs. Savannah State (12-3-16)
Two players w/20+ pts.....	Louis King (20) and Payton Pritchard (20) vs. Utah (3-14-19)
Three players w/20+ pts	Luke Jackson (29), Luke Ridnour (28) and Fred Jones (24) vs. Wake Forest (3-16-02)
Had 15+ rebounds.....	Jordan Bell (16) vs. North Carolina (4-1-17)
Had 17+ rebounds.....	Chris Boucher (19) vs. Montana (12-13-16)
Had 20+ rebounds.....	Mike Moser (20) at UCLA (2-27-14)
Had 21+ rebounds.....	Gerald Willett (21) at Duquesne (12-7-74)
Two players w/10+ rebs.....	Jordan Bell (12) and Kavell Bigby-Williams (10) vs. Western Oregon (11-30-16)
Three players w/10+ rebs.....	Balderston (13), Sprague (13) and Adams (10) vs. Tennessee Tech (12-29-85)
Had 10+ assists.....	Payton Pritchard (10) vs. Washington State (2-11-18)
Had 11+ assists.....	Payton Pritchard (11) vs. Colorado (2-17-17)
Had 12+ assists.....	Payton Pritchard (13) vs. Savannah State (12-3-16)
Had 15+ assists.....	Johnathan Loyd (15) at Ole Miss (12-8-13)
Had 16+ assists.....	Ron Lee (*17) vs. Villanova (12-23-74)
Had 5+ steals.....	Payton Pritchard (5) at Washington (3-9-19)
Had 6+ steals.....	Payton Pritchard (6) vs. Washington State (1-27-19)
Had 7+ steals.....	Kenya Wilkins (*9) at Boise State (12-20-96)
Had 5+ blocks	Francis Okoro (6) vs. Utah (3-14-19)
Had 7+ blocks	Kenny Wooten (7) vs. Stanford (2-10-19)
Had 8+ blocks	Jordan Bell (8) vs. Kansas (3-25-17)
Had 9+ blocks	Chris Boucher (*9) vs. Arkansas State (11-25-15)
Made 5+ 3-pt. FGs.....	Louis King (5-of-7) at Oregon State (2-16-19)
Made 8+ 3-pt. FGs.....	Tyler Dorsey (8-of-12) at Washington (1-4-17)
Made 9+ 3-pt. FGs...	Tajuan Porter (*10-of-12) vs. Portland State (11-12-06)
Made 10+ FTs.....	MiKyle McIntosh (15-of-18) at Marquette (3-18-18)
Recorded a double-double.....	Payton Pritchard (20 pts, 10 reb) vs. California (2-6-19)
Two players w/double-doubles	Troy Brown Jr. (16 pts, 10 reb) and Payton Prichard (19 pts, 10 asst) vs. Washington State (2-11-18)
Player records four straight double-doubles	4, Mike Moser 12-20 rebs at UCLA (2-27-14); 20-12 rebs at USC (3-1-14); 22-17 rebs vs. Arizona State (3-4-14); 10-10 rebs vs. Arizona (3-8-14)
Player records five straight double-doubles	6, Greg Ballard 15-15 rebs vs. Stanford (2-5-76); 19-12 rebs vs. California (2-7-76); 32-12 rebs at California (2-13-76); 20-12 rebs at Stanford (2-14-76); 19-13 rebs at USC (2-19-76); 16-10 rebs at UCLA (2-21-76)
20 points, 20 rebounds.....	Greg Ballard (41 pts, 20 reb) at California, SOT (2-10-77)
Recorded a triple-double	Luke Jackson (14 pts, 11 reb, 12 asst) vs. Florida A&M (12-20-02)

* - denotes school record

**2018-19 Oregon Ducks
Oregon Combined Team Statistics (as of Mar 16, 2019)
All games**

#	Player	Total					3-Point		F-Throw		Rebounds														
		gp-gs	min	avg	fg-fga	fg%	3fg-fga	3fg%	ft-fla	ft%	off	def	tot	avg	pf	dq	a	to	blk	stl	pts	avg			
01	Bol Bol	9-9	267	29.7	74-132	.561	13-25	.520	28-37	.757	19	67	86	9.6	15	0	9	18	24	7	189	21.0			
02	Louis King	28-25	843	30.1	132-308	.429	48-135	.356	56-73	.767	36	123	159	5.7	73	1	39	58	7	26	368	13.1			
03	Payton Pritchard	35-35	1235	35.3	149-352	.423	60-181	.331	86-102	.843	30	101	131	3.7	76	1	156	65	3	65	444	12.7			
13	Paul White	35-33	927	26.5	132-294	.449	50-132	.379	56-76	.737	39	96	135	3.9	89	5	51	44	13	24	370	10.6			
10	Victor Bailey Jr.	35-8	703	20.1	91-220	.414	47-117	.402	41-45	.911	16	57	73	2.1	41	0	34	31	0	24	270	7.7			
00	Will Richardson	35-12	843	24.1	77-164	.470	14-51	.275	50-74	.676	24	60	84	2.4	66	1	89	60	7	41	218	6.2			
14	Kenny Wooten	31-24	711	22.9	76-132	.576	0-1	.000	41-60	.683	41	103	144	4.6	79	2	20	45	62	11	193	6.2			
04	Ehab Amin	34-7	605	17.8	70-188	.372	27-94	.287	31-48	.646	20	82	102	3.0	61	1	41	34	5	51	198	5.8			
05	Miles Norris	25-0	279	11.2	33-62	.532	6-25	.240	14-28	.500	13	38	51	2.0	45	0	4	9	7	14	86	3.4			
33	Francis Okoro	34-19	469	13.8	41-90	.456	0-0	.000	23-49	.469	47	68	115	3.4	60	1	6	26	20	7	105	3.1			
24	Abu Kigab	10-3	150	15.0	11-25	.440	1-11	.091	3-5	.600	9	18	27	2.7	16	0	18	7	0	2	26	2.6			
25	Luke Osborn	6-0	8	1.3	0-1	.000	0-1	.000	0-0	.000	0	2	2	0.3	0	0	0	0	0	0	0	0.0			
54	Will Johnson	8-0	10	1.3	0-3	.000	0-2	.000	0-0	.000	0	1	1	0.1	1	0	0	0	0	0	0	0.0			
	Team										46	49	95				16								
	Total.....	35	7050		886-1971	.450	266-775	.343	429-597	.719	340	865	1205	34.4	622	12	467	413	148	272	2467	70.5			
	Opponents.....	35	7050		747-1860	.402	247-840	.294	462-657	.703	338	806	1144	32.7	590	8	416	486	97	183	2203	62.9			

TEAM STATISTICS					ORE	OPP	Date	Opponent	Score	Att.	
SCORING					2467	2203	11/06/18	PORTLAND STATE	W	84-57	8212
Points per game					70.5	62.9	11/09/18	EASTERN WASHINGTON	W	81-47	8009
Scoring margin					+7.5	-	11/15/18	vs Iowa	L	69-77	14417
FIELD GOALS-ATT					886-1971	747-1860	11/16/18	vs Syracuse	W	80-65	10909
Field goal pct					.450	.402	11/20/18	GREEN BAY	W	83-72	7757
3 POINT FG-ATT					266-775	247-840	11/26/18	TEXAS SOUTHERN	L	84-89	6926
3-point FG pct					.343	.294	12/01/18	at Houston	L	61-65	7035
3-pt FG made per game					7.6	7.1	12/08/18	OMAHA	W	84-61	8052
FREE THROWS-ATT					429-597	462-657	12/12/18	SAN DIEGO	W	65-55	7191
Free throw pct					.719	.703	12/15/18	BOISE ST.	W	66-54	8506
F-Throws made per game					12.3	13.2	12/18/18	FLORIDA A&M	W	71-64	6909
REBOUNDS					1205	1144	12/21/18	at Baylor	L	47-57	7411
Rebounds per game					34.4	32.7	12/29/18	at Boise St.	W	62-50	7563
Rebounding margin					+1.7	-	* 01/05/19	OREGON ST.	L	72-77	11204
ASSISTS					467	416	* 01/10/19	UCLA	Lot	84-87	10105
Assists per game					13.3	11.9	* 01/13/19	SOUTHERN CALIFORNIA	W	81-60	8148
TURNOVERS					413	486	* 01/17/19	at Arizona	W	59-54	14032
Turnovers per game					11.8	13.9	* 01/19/19	at Arizona State	L	64-78	12751
Turnover margin					+2.1	-	* 01/24/19	WASHINGTON	L	56-61	9464
Assist/turnover ratio					1.1	0.9	* 01/27/19	WASHINGTON ST.	W	78-58	8929
STEALS					272	183	* 01/31/19	at Utah	W	78-72	11301
Steals per game					7.8	5.2	* 02/02/19	at Colorado	L	51-73	8654
BLOCKS					148	97	* 02/06/19	CALIFORNIA	W	73-62	8768
Blocks per game					4.2	2.8	* 02/10/19	STANFORD	W	69-46	9014
ATTENDANCE					146215	178172	* 02/16/19	at Oregon St.	L	57-72	9301
Home games-Avg/Game					17-8601	12-8677	* 02/21/19	at Southern California	L	49-66	3425
Neutral site-Avg/Game					-	6-12341	* 02/23/19	at UCLA	L	83-90	10588
							* 02/28/19	ARIZONA ST.	W	79-51	7682
							* 03/02/19	ARIZONA	W	73-47	11339
							* 03/06/19	at Washington St.	W	72-61	2065
							* 03/09/19	at Washington	W	55-47	10000
							% 03/13/19	vs Washington State	W	84-51	8876
							% 03/14/29	vs Utah	W	66-54	13012
							% 03/15/19	vs Arizona State	Wot	79-75	13955
							% 03/16/19	vs Washington	W	68-48	12877
Score by Periods					1st	2nd	OT	Totals			
Oregon					1101	1350	16	2467			
Opponents					990	1198	15	2203			

% = Pac-12 Tournament (Las Vegas, Nev.)

STATS - CONFERENCE GAMES

2018-19 Oregon Ducks
Oregon Combined Team Statistics (as of Mar 09, 2019)
Conference games only

RECORD:	OVERALL	HOME	AWAY	NEUTRAL
ALL GAMES	10-8	6-3	4-5	0-0
CONFERENCE	10-8	6-3	4-5	0-0
NON-CONFERENCE	0-0	0-0	0-0	0-0

#	Player	gp-gs	min	avg	Total		3-Point		F-Throw		Rebounds											
					fg-fga	fg%	3fg-fga	3fg%	ft-fa	ft%	off	def	tot	avg	pf	dq	a	to	blk	stl	pts	avg
02	Louis King	18-18	583	32.4	95-212	.448	34-95	.358	37-48	.771	20	92	112	6.2	49	1	26	42	4	16	261	14.5
03	Payton Pritchard	18-18	649	36.1	73-180	.406	33-102	.324	40-50	.800	12	54	66	3.7	47	0	75	35	2	38	219	12.2
13	Paul White	18-18	480	26.7	79-163	.485	31-76	.408	24-35	.686	26	46	72	4.0	41	2	29	23	8	14	213	11.8
10	Victor Bailey Jr.	18-6	361	20.1	48-129	.372	27-70	.386	18-21	.857	9	24	33	1.8	22	0	22	17	0	8	141	7.8
14	Kenny Wooten	15-9	358	23.9	39-69	.565	0-1	.000	18-27	.667	12	51	63	4.2	37	1	7	15	33	7	96	6.4
00	Will Richardson	18-7	444	24.7	42-97	.433	6-25	.240	15-24	.625	16	26	42	2.3	34	0	52	32	3	20	105	5.8
04	Ehab Amin	17-0	270	15.9	31-86	.360	9-39	.231	4-11	.364	14	31	45	2.6	30	1	17	15	1	26	75	4.4
05	Miles Norris	18-0	209	11.6	23-43	.535	5-19	.263	11-23	.478	9	28	37	2.1	33	0	4	7	6	14	62	3.4
33	Francis Okoro	18-14	265	14.7	25-54	.463	0-0	.000	11-28	.393	29	43	72	4.0	36	1	4	14	10	3	61	3.4
54	Will Johnson	3-0	3	1.0	0-0	.000	0-0	.000	0-0	.000	0	0	0	0.0	1	0	0	0	0	0	0	0.0
25	Luke Osborn	3-0	3	1.0	0-1	.000	0-1	.000	0-0	.000	0	2	2	0.7	0	0	0	0	0	0	0	0.0
Team											30	23	53					9				
Total.....		18	3625		455-1034	.440	145-428	.339	178-267	.667	177	420	597	33.2	330	6	236	209	67	146	1233	68.5
Opponents.....		18	3625		403-924	.436	124-392	.316	232-342	.678	157	435	592	32.9	276	1	220	261	52	92	1162	64.6

TEAM STATISTICS	ORE	OPP	Date	Opponent	Score	Att.
SCORING	1233	1162	* 01/05/19	OREGON ST.	L 72-77	11204
Points per game	68.5	64.6	* 01/10/19	UCLA	Lot 84-87	10105
Scoring margin	+3.9	-	* 01/13/19	SOUTHERN CALIFORNIA	w 81-60	8148
FIELD GOALS-ATT	455-1034	403-924	* 01/17/19	at Arizona	w 59-54	14032
Field goal pct	.440	.436	* 01/19/19	at Arizona State	L 64-78	12751
3 POINT FG-ATT	145-428	124-392	* 01/24/19	WASHINGTON	L 56-61	9464
3-point FG pct	.339	.316	* 01/27/19	WASHINGTON ST.	w 78-58	8929
3-pt FG made per game	8.1	6.9	* 01/31/19	at Utah	w 78-72	11301
FREE THROWS-ATT	178-267	232-342	* 02/02/19	at Colorado	L 51-73	8654
Free throw pct	.667	.678	* 02/06/19	CALIFORNIA	w 73-62	8768
F-Throws made per game	9.9	12.9	* 02/10/19	STANFORD	w 69-46	9014
REBOUNDS	597	592	* 02/16/19	at Oregon St.	L 57-72	9301
Rebounds per game	33.2	32.9	* 02/21/19	at Southern California	L 49-66	3425
Rebounding margin	+0.3	-	* 02/23/19	at UCLA	L 83-90	10588
ASSISTS	236	220	* 02/28/19	ARIZONA ST.	w 79-51	7682
Assists per game	13.1	12.2	* 03/02/19	ARIZONA	w 73-47	11339
TURNOVERS	209	261	* 03/06/19	at Washington St.	w 72-61	2065
Turnovers per game	11.6	14.5	* 03/09/19	at Washington	w 55-47	10000
Turnover margin	+2.9	-	* - Conference game			
Assist/turnover ratio	1.1	0.8				
STEALS	146	92				
Steals per game	8.1	5.1				
BLOCKS	67	52				
Blocks per game	3.7	2.9				
ATTENDANCE	84653	82117				
Home games-Avg/Game	9-9406	9-9124				
Neutral site-Avg/Game	-	0-0				

Score by Periods	1st	2nd	OT	Totals
Oregon	571	658	4	1233
Opponents	531	624	7	1162

STATS - LAST 5 GAMES

2018-19 Oregon Ducks
Oregon Combined Team Statistics (as of Mar 16, 2019)
Last 5 Games

RECORD:	OVERALL	HOME	AWAY	NEUTRAL
ALL GAMES	5-0	0-0	1-0	4-0
CONFERENCE	1-0	0-0	1-0	0-0
NON-CONFERENCE	4-0	0-0	0-0	4-0

#	Player	gp-gs	min	avg	Total		3-Point		F-Throw		Rebounds								a	to	blk	stl	pts	avg
					fg-fga	fg%	3fg-fga	3fg%	ft-fa	ft%	off	def	tot	avg	pf	dq								
03	Payton Pritchard	5-5	175	35.0	31-63	.492	8-22	.364	11-14	.786	7	11	18	3.6	9	0	25	8	0	13	81	16.2		
02	Louis King	5-5	160	32.0	24-56	.429	9-25	.360	16-21	.762	11	22	33	6.6	13	0	9	12	2	5	73	14.6		
13	Paul White	5-5	135	27.0	20-46	.435	7-20	.350	3-5	.600	3	15	18	3.6	17	2	4	5	2	4	50	10.0		
04	Ehab Amin	5-0	81	16.2	11-24	.458	6-13	.462	9-11	.818	2	15	17	3.4	9	0	2	5	1	7	37	7.4		
00	Will Richardson	5-0	125	25.0	7-23	.304	1-9	.111	11-15	.733	2	9	11	2.2	3	0	9	10	1	6	26	5.2		
14	Kenny Wooten	5-5	105	21.0	12-17	.706	0-0	.000	0-2	.000	7	19	26	5.2	16	1	5	9	12	1	24	4.8		
33	Francis Okoro	5-5	105	21.0	9-18	.500	0-0	.000	5-9	.556	12	14	26	5.2	13	0	1	6	6	4	23	4.6		
05	Miles Norris	5-0	57	11.4	9-17	.529	1-6	.167	4-8	.500	3	6	9	1.8	9	0	0	1	1	0	23	4.6		
10	Victor Bailey Jr.	5-0	74	14.8	5-14	.357	2-8	.250	3-3	1.000	1	11	12	2.4	5	0	3	3	0	4	15	3.0		
25	Luke Osborn	2-0	4	2.0	0-0	.000	0-0	.000	0-0	.000	0	0	0	0.0	0	0	0	0	0	0	0	0.0		
54	Will Johnson	2-0	4	2.0	0-2	.000	0-1	.000	0-0	.000	0	1	1	0.5	0	0	0	0	0	0	0	0.0		
Team											9	4	13				3							
Total.....		5	1025		128-280	.457	34-104	.327	62-88	.705	57	127	184	36.8	94	3	58	62	25	44	352	70.4		
Opponents.....		5	1025		90-262	.344	25-116	.216	70-92	.761	53	107	160	32.0	86	2	46	75	19	28	275	55.0		

TEAM STATISTICS	ORE	OPP
SCORING	352	275
Points per game	70.4	55.0
Scoring margin	+15.4	-
FIELD GOALS-ATT	128-280	90-262
Field goal pct	.457	.344
3 POINT FG-ATT	34-104	25-116
3-point FG pct	.327	.216
3-pt FG made per game	6.8	5.0
FREE THROWS-ATT	62-88	70-92
Free throw pct	.705	.761
F-Throws made per game	12.4	14.0
REBOUNDS	184	160
Rebounds per game	36.8	32.0
Rebounding margin	+4.8	-
ASSISTS	58	46
Assists per game	11.6	9.2
TURNOVERS	62	75
Turnovers per game	12.4	15.0
Turnover margin	+2.6	-
Assist/turnover ratio	0.9	0.6
STEALS	44	28
Steals per game	8.8	5.6
BLOCKS	25	19
Blocks per game	5.0	3.8
ATTENDANCE	0	58720
Home games-Avg/Game	0-0	1-10000
Neutral site-Avg/Game	-	4-12180

Date	Opponent	Score	Att.
* 03/09/19	at Washington	w 55-47	10000
% 03/13/19	vs Washington State	w 84-51	8876
% 03/14/29	vs Utah	w 66-54	13012
% 03/15/19	vs Arizona State	Wot 79-75	13955
% 03/16/19	vs Washington	w 68-48	12877

* = Conference game

% = Pac-12 Tournament (Las Vegas, Nev.)

Score by Periods	1st	2nd	OT	Totals
Oregon	145	195	12	352
Opponents	116	151	8	275

STATS - 8-GAME WINNING STREAK

2018-19 Oregon Ducks
Oregon Combined Team Statistics (as of Mar 16, 2019)
Last 8 Games

RECORD:	OVERALL	HOME	AWAY	NEUTRAL
ALL GAMES	8-0	2-0	2-0	4-0
CONFERENCE	4-0	2-0	2-0	0-0
NON-CONFERENCE	4-0	0-0	0-0	4-0

#	Player	gp-gs	min	avg	Total		3-Point		F-Throw		Rebounds				pf	dq	a	to	blk	stl	pts	avg
					fg-fga	fg%	3fg-fga	3fg%	ft-fa	ft%	off	def	tot	avg								
03	Payton Pritchard	8-8	276	34.5	48-94	.511	12-34	.353	18-25	.720	8	20	28	3.5	15	0	39	11	0	22	126	15.8
02	Louis King	8-8	254	31.8	36-86	.419	14-40	.350	23-28	.821	13	31	44	5.5	17	0	14	17	3	10	109	13.6
13	Paul White	8-8	218	27.3	31-73	.425	13-34	.382	6-10	.600	5	28	33	4.1	23	2	9	8	4	8	81	10.1
04	Ehab Amin	8-0	126	15.8	21-44	.477	7-20	.350	9-13	.692	5	22	27	3.4	11	0	5	8	1	12	58	7.3
00	Will Richardson	8-0	193	24.1	19-44	.432	4-16	.250	14-19	.737	3	13	16	2.0	9	0	17	16	1	8	56	7.0
33	Francis Okoro	8-8	167	20.9	16-37	.432	0-0	.000	8-15	.533	21	27	48	6.0	24	1	3	8	7	4	40	5.0
10	Victor Bailey Jr.	8-0	112	14.0	13-28	.464	9-17	.529	4-5	.800	3	16	19	2.4	11	0	3	5	0	6	39	4.9
14	Kenny Wooten	8-8	178	22.3	18-30	.600	0-0	.000	1-5	.200	8	31	39	4.9	23	2	5	12	17	4	37	4.6
05	Miles Norris	8-0	89	11.1	12-22	.545	2-8	.250	4-8	.500	3	12	15	1.9	13	0	1	1	2	1	30	3.8
54	Will Johnson	4-0	6	1.5	0-2	.000	0-1	.000	0-0	.000	0	1	1	0.3	1	0	0	0	0	0	0	0.0
25	Luke Osborn	4-0	6	1.5	0-1	.000	0-1	.000	0-0	.000	0	2	2	0.5	0	0	0	0	0	0	0	0.0
Team											16	5	21					4				
Total.....		8	1625		214-461	.464	61-171	.357	87-128	.680	85	208	293	36.6	147	5	96	90	35	75	576	72.0
Opponents.....		8	1625		143-413	.346	42-182	.231	106-152	.697	79	178	257	32.1	133	2	75	121	30	41	434	54.2

TEAM STATISTICS	ORE	OPP
SCORING	576	434
Points per game	72.0	54.2
Scoring margin	+17.8	-
FIELD GOALS-ATT	214-461	143-413
Field goal pct	.464	.346
3 POINT FG-ATT	61-171	42-182
3-point FG pct	.357	.231
3-pt FG made per game	7.6	5.3
FREE THROWS-ATT	87-128	106-152
Free throw pct	.680	.697
F-Throws made per game	10.9	13.3
REBOUNDS	293	257
Rebounds per game	36.6	32.1
Rebounding margin	+4.5	-
ASSISTS	96	75
Assists per game	12.0	9.4
TURNOVERS	90	121
Turnovers per game	11.3	15.1
Turnover margin	+3.9	-
Assist/turnover ratio	1.1	0.6
STEALS	75	41
Steals per game	9.4	5.1
BLOCKS	35	30
Blocks per game	4.4	3.8
ATTENDANCE	19021	60785
Home games-Avg/Game	2-9510	2-6032
Neutral site-Avg/Game	-	4-12180

Date	Opponent		Score	Att.
* 02/28/19	ARIZONA ST.	w	79-51	7682
* 03/02/19	ARIZONA	w	73-47	11339
* 03/06/19	at Washington St.	w	72-61	2065
* 03/09/19	at Washington	w	55-47	10000
% 03/13/19	vs Washington State	w	84-51	8876
% 03/14/29	vs Utah	w	66-54	13012
% 03/15/19	vs Arizona State	Wot	79-75	13955
% 03/16/19	vs Washington	w	68-48	12877

* = Conference game

% = Pac-12 Tournament (Las Vegas, Nev.)

Score by Periods	1st	2nd	OT	Totals
Oregon	251	313	12	576
Opponents	203	223	8	434

STATS - EXTENDED SEASON BOX SCORE

2018-19 Oregon Ducks
Oregon Extended Season Box Score (as of Mar 16, 2019)
All games

RECORD:	OVERALL			HOME			AWAY			NEUTRAL																	
	23-12	10-8	13-4	13-4	6-3	7-1	5-7	4-5	1-2	5-1	0-0	5-1															
ALL GAMES																											
CONFERENCE																											
NON-CONFERENCE																											
##	Player	gp-gs	min	avg	fg-fga	fg%	3fg-fga	3fg%	ft-fa	ft%	off	def	tot	avg	pf	dq	a	a/g	to	to/g	a/to	blk	blk/g	stl	stl/g	pts	avg
01	Bol Bol	9-9	267	29.7	74-132	.561	13-25	.520	28-37	.757	19	67	86	9.6	15	0	9	1.00	18	2.00	0.50	24	2.67	7	0.78	189	21.0
02	Louis King	28-25	843	30.1	132-308	.429	48-135	.356	56-73	.767	36	123	159	5.7	73	1	39	1.39	58	2.07	0.67	7	0.25	26	0.93	368	13.1
03	Payton Pritchard	35-35	1235	35.3	149-352	.423	60-181	.331	86-102	.843	30	101	131	3.7	76	1	156	4.46	65	1.86	2.40	3	0.09	65	1.86	444	12.7
13	Paul White	35-33	927	26.5	132-294	.449	50-132	.379	56-76	.737	39	96	135	3.9	89	5	51	1.46	44	1.26	1.16	13	0.37	24	0.69	370	10.6
10	Victor Bailey Jr.	35-8	703	20.1	91-220	.414	47-117	.402	41-45	.911	16	57	73	2.1	41	0	34	0.97	31	0.89	1.10	0	0.00	24	0.69	270	7.7
00	Will Richardson	35-12	843	24.1	77-164	.470	14-51	.275	50-74	.676	24	60	84	2.4	66	1	89	2.54	60	1.71	1.48	7	0.20	41	1.17	218	6.2
14	Kenny Wooten	31-24	711	22.9	76-132	.576	0-1	.000	41-60	.683	41	103	144	4.6	79	2	20	0.65	45	1.45	0.44	62	2.00	11	0.35	193	6.2
04	Ehab Amin	34-7	605	17.8	70-188	.372	27-94	.287	31-48	.646	20	82	102	3.0	61	1	41	1.21	34	1.00	1.21	5	0.15	51	1.50	198	5.8
05	Miles Norris	25-0	279	11.2	33-62	.532	6-25	.240	14-28	.500	13	38	51	2.0	45	0	4	0.16	9	0.36	0.44	7	0.28	14	0.56	86	3.4
33	Francis Okoro	34-19	469	13.8	41-90	.456	0-0	.000	23-49	.469	47	68	115	3.4	60	1	6	0.18	26	0.76	0.23	20	0.59	7	0.21	105	3.1
24	Abu Kigab	10-3	150	15.0	11-25	.440	1-11	.091	3-5	.600	9	18	27	2.7	16	0	18	1.80	7	0.70	2.57	0	0.00	2	0.20	26	2.6
25	Luke Osborn	6-0	8	1.3	0-1	.000	0-1	.000	0-0	.000	0	2	2	0.3	0	0	0	0.00	0	0.00	0.00	0	0.00	0	0.00	0	0.0
54	Will Johnson	8-0	10	1.3	0-3	.000	0-2	.000	0-0	.000	0	1	1	0.1	1	0	0	0.00	0	0.00	0.00	0	0.00	0	0.00	0	0.0
Total.....		35	7050		886-1971	.450	266-775	.343	429-597	.719	340	865	1205	34.4	622	12	467	13.34	413	11.80	1.13	148	4.23	272	7.77	2467	70.5
Opponents.....		35	7050		747-1860	.402	247-840	.294	462-657	.703	338	806	1144	32.7	590	8	416	11.89	486	13.89	0.86	97	2.77	183	5.23	2203	62.9

Score by Periods		1st	2nd	OT	Totals
Oregon		1101	1350	16	2467
Opponents		990	1198	15	2203

STATS - GAME-BY-GAME COMPARISON

2018-19 Oregon Ducks
Oregon Team Game-by-Game Comparison (as of Mar 16, 2019)
All games

Opponent	1st	2nd	Score	Mar	Total FG	FG Pct	3-Pointers	3FG Pct	Free Throws	FT Pct	Rebounds	Assist	T/Over	Block	Steal	Fouls	
PORTLAND STATE	45/29	39/28	84-57	+27	27-50/21-73	.540/.288	4-7/5-35	.571/.143	26-33/10-16	.788/.625	38/41	(3)	12/8	14/11	8/4	4/5	18/25
	35/15	46/32	81-47	+34	30-61/15-65	.492/.231	10-25/13-45	.400/.289	11-17/4-6	.647/.667	50/34	+16	18/13	7/9	6/2	4/2	6/20
	28/39	41/38	69-77	(8)	23-64/19-52	.359/.365	6-19/10-29	.316/.345	17-24/29-33	.708/.879	35/45	(10)	15/13	8/14	6/3	8/6	24/20
Syracuse	35/22	45/43	80-65	+15	25-51/18-51	.490/.353	7-20/5-28	.350/.179	23-25/24-31	.920/.774	35/28	+7	17/12	18/17	6/1	9/12	20/24
GREEN BAY	38/29	45/43	83-72	+11	22-47/27-69	.468/.391	6-18/9-29	.333/.310	33-42/9-18	.786/.500	40/34	+6	11/13	13/7	7/3	3/7	14/28
TEXAS SOUTHERN	39/32	45/57	84-89	(5)	33-68/32-67	.485/.478	11-31/9-27	.355/.333	7-8/16-22	.875/.727	32/41	(9)	22/17	12/14	3/1	6/4	17/10
Houston	18/37	43/28	61-65	(4)	21-53/19-57	.396/.333	6-26/9-35	.231/.257	13-17/18-23	.765/.783	38/37	+1	12/14	16/12	3/6	8/7	23/19
OMAHA	44/23	40/38	84-61	+23	33-56/21-50	.589/.420	12-23/12-31	.522/.387	6-8/7-8	.750/.875	36/13	+23	18/15	10/8	1/1	5/5	13/13
SAN DIEGO	31/32	34/23	65-55	+10	23-54/20-49	.426/.408	4-15/7-28	.267/.250	15-21/8-11	.714/.727	35/31	+4	14/12	9/16	6/2	11/1	16/22
BOISE ST.	24/28	42/26	66-54	+12	21-43/18-51	.488/.353	4-14/7-16	.286/.438	20-25/11-18	.800/.611	33/26	+7	7/5	12/10	3/1	5/4	17/17
FLORIDA A&M	38/23	33/41	71-64	+7	25-55/24-52	.455/.462	7-25/5-13	.280/.385	14-22/11-16	.636/.688	40/24	+16	15/12	15/11	5/1	7/7	15/18
Baylor	16/28	31/29	47-57	(10)	18-44/21-44	.409/.477	7-18/4-15	.389/.267	4-6/11-18	.667/.611	18/33	(15)	12/14	17/17	4/2	6/7	16/14
Boise St.	21/24	41/26	62-50	+12	23-60/15-42	.383/.357	7-24/6-21	.292/.286	9-11/14-20	.818/.700	31/33	(2)	9/6	7/19	0/3	14/4	18/16
OREGON ST.	25/38	47/39	72-77	(5)	26-69/26-51	.377/.510	9-27/6-19	.333/.316	11-16/19-21	.688/.905	29/38	(9)	11/17	10/18	2/5	11/4	22/16
UCLA	39/32	41/48	84-87	(3)	31-77/31-60	.403/.517	8-32/8-24	.250/.333	14-24/17-30	.583/.567	37/51	(14)	18/13	12/23	2/4	13/7	24/21
SOUTHERN CALIFORNIA	36/28	45/32	81-60	+21	29-52/23-54	.558/.426	13-24/5-18	.542/.278	10-16/9-14	.625/.643	35/24	+11	16/12	13/12	3/3	5/4	20/15
Arizona	31/23	28/31	59-54	+5	22-57/19-52	.386/.365	7-17/6-22	.412/.273	8-13/10-15	.615/.667	35/40	(5)	11/9	9/14	6/1	7/5	15/16
Arizona State	39/39	25/39	64-78	(14)	21-63/25-49	.333/.510	10-31/11-28	.323/.393	12-13/17-21	.923/.810	38/31	+7	11/17	15/15	1/3	5/6	22/15
WASHINGTON	19/27	37/34	56-61	(5)	21-45/22-40	.467/.550	6-16/8-20	.375/.400	8-12/9-11	.667/.818	22/21	+1	11/18	19/19	1/2	10/10	14/14
WASHINGTON ST.	35/39	43/19	78-58	+20	30-55/25-46	.545/.543	10-26/6-17	.385/.353	8-10/2-4	.800/.500	24/24	-	21/16	7/17	4/1	10/2	8/13
Utah	38/34	40/38	78-72	+6	28-59/24-52	.475/.462	5-21/11-31	.238/.355	17-21/13-23	.810/.565	32/35	(3)	10/11	10/17	8/3	11/4	22/20
Colorado	17/40	34/33	51-73	(22)	18-58/23-53	.310/.434	4-25/3-20	.160/.150	11-18/24-28	.611/.857	32/45	(13)	6/7	11/14	6/4	8/6	23/16
CALIFORNIA	32/21	41/41	73-62	+11	29-53/20-51	.547/.392	11-29/6-19	.379/.316	4-5/16-19	.800/.842	33/23	+10	18/10	15/9	4/0	6/8	15/11
STANFORD	30/20	39/26	69-46	+23	26-59/15-55	.441/.273	7-17/3-18	.412/.167	10-17/13-22	.588/.591	41/37	+4	11/3	9/14	8/3	9/1	21/13
Oregon St.	28/27	29/45	57-72	(15)	20-45/25-51	.444/.490	9-23/8-24	.391/.333	8-15/14-23	.533/.609	34/27	+7	15/16	18/8	3/5	4/5	18/15
Southern California	25/30	24/36	49-66	(17)	18-54/27-54	.333/.500	4-21/9-24	.190/.375	9-11/3-5	.818/.600	28/35	(7)	10/20	9/13	1/2	6/5	12/10
UCLA	44/28	39/62	83-90	(7)	29-58/29-57	.500/.509	11-30/14-22	.367/.636	14-19/18-29	.737/.621	31/36	(5)	20/18	8/7	6/1	2/4	22/16
ARIZONA ST.	34/26	45/25	79-51	+28	30-61/17-53	.492/.321	9-25/3-24	.360/.125	10-16/14-26	.625/.538	44/26	+18	14/7	15/14	1/4	9/5	22/16
ARIZONA	31/31	42/16	73-47	+26	27-61/15-48	.443/.313	8-22/8-24	.364/.333	11-14/9-18	.786/.500	36/36	-	9/7	3/15	5/2	11/3	16/16
Washington St.	41/30	31/31	72-61	+11	29-59/21-50	.492/.420	10-20/6-18	.500/.333	4-10/13-16	.400/.813	29/35	(6)	15/15	10/17	4/5	11/5	15/15
Washington	27/18	28/29	55-47	+8	21-49/16-48	.429/.333	4-22/3-20	.182/.150	9-17/12-17	.529/.706	37/28	+9	9/4	16/15	2/4	8/8	19/18
Washington State	37/20	47/31	84-51	+33	33-67/16-52	.493/.308	10-28/7-32	.357/.219	8-10/12-16	.800/.750	41/33	+8	16/13	14/20	3/1	14/5	19/13
Utah	18/24	48/30	66-54	+12	25-57/18-53	.439/.340	4-14/2-23	.286/.087	12-15/16-20	.800/.800	35/38	(3)	9/7	8/12	6/4	6/3	18/17
Arizona State	35/28	32/39	79-75	+4	28-67/22-55	.418/.400	10-26/8-18	.385/.444	13-24/23-31	.542/.742	38/37	+1	13/13	8/14	10/7	8/4	23/20
Washington	28/26	40/22	68-48	+20	21-40/18-54	.525/.333	6-14/5-23	.429/.217	20-22/7-8	.909/.875	33/24	+9	11/9	16/14	4/3	8/8	15/18

Note: Game totals are displayed in the format TEAM/OPPONENT for each category

STATS - POINTS-REBOUNDS-ASSISTS

2018-19 Oregon Ducks
Oregon Points-Rebounds-Assists (as of Mar 16, 2019)
All games

				00	01	02	03	04	05	10
Opponent	Date	Score		RICHARDSON	BOL,BOL	KING,LOUIS	PRITCHARD,	AMIN,EHAB	NORRIS,MIL	,VICTOR BA
PORTLAND STATE	11/06/18	84-57	w	7-0-1	12-12-1	DNP	22-3-3	4-6-1	DNP	7-1-1
EASTERN WASHINGTON	11/09/18	81-47	w	5-1-2	23-12-1	DNP	10-4-8	13-3-2	DNP	7-5-2
vs Iowa	11/15/18	69-77	L	0-1-1	14-7-1	DNP	5-6-5	25-1-1	DNP	12-2-1
vs Syracuse	11/16/18	80-65	w	7-4-3	26-9-1	DNP	18-5-4	5-4-5	DNP	3-2-1
GREEN BAY	11/20/18	83-72	w	10-2-2	21-9-0	DNP	18-6-5	4-3-2	DNP	3-5-0
TEXAS SOUTHERN	11/26/18	84-89	L	13-8-1	32-11-1	DNP	14-3-7	0-3-2	DNP	13-0-1
at Houston	12/01/18	61-65	L	16-7-5	23-7-1	DNP	8-3-0	2-6-1	DNP	3-2-2
OMAHA	12/08/18	84-61	w	2-1-4	18-10-1	11-2-0	7-1-7	2-1-2	DNP	16-6-0
SAN DIEGO	12/12/18	65-55	w	7-1-2	20-9-2	2-3-1	12-6-7	5-1-1	DNP	5-0-0
BOISE ST.	12/15/18	66-54	w	2-5-1	DNP	5-5-1	19-5-1	2-4-1	0-0-0	13-3-0
FLORIDA A&M	12/18/18	71-64	w	7-2-3	DNP	9-6-0	10-2-4	1-3-2	4-4-0	16-3-1
at Baylor	12/21/18	47-57	L	10-2-3	DNP	5-2-4	14-3-3	0-0-0	DNP	7-1-1
at Boise St.	12/29/18	62-50	w	3-1-1	DNP	9-5-1	3-3-5	23-6-2	2-3-0	9-0-0
OREGON ST.	01/05/19	72-77	L	2-1-1	DNP	17-10-0	14-0-6	9-3-1	4-3-0	11-2-2
UCLA	01/10/19	84-87	L	11-3-6	DNP	22-10-1	4-7-3	3-3-3	3-0-0	20-5-3
SOUTHERN CALIFORNIA	01/13/19	81-60	w	11-3-0	DNP	19-8-6	9-0-5	7-5-2	3-3-0	10-1-1
at Arizona	01/17/19	59-54	w	2-0-0	DNP	10-9-0	8-4-4	5-2-2	0-1-0	13-3-2
at Arizona State	01/19/19	64-78	L	4-2-2	DNP	16-4-0	20-6-4	2-2-1	6-3-0	0-0-3
WASHINGTON	01/24/19	56-61	L	0-3-4	DNP	19-3-1	9-2-4	0-1-1	10-2-0	3-2-1
WASHINGTON ST.	01/27/19	78-58	w	2-0-6	DNP	22-5-2	5-3-8	2-5-2	2-1-1	6-0-0
at Utah	01/31/19	78-72	w	19-5-2	DNP	7-5-1	12-7-3	13-3-1	4-1-0	3-1-0
at Colorado	02/02/19	51-73	L	8-4-1	DNP	12-8-0	10-3-3	3-2-0	2-1-0	6-2-0
CALIFORNIA	02/06/19	73-62	w	8-1-9	DNP	12-2-2	20-10-1	5-2-0	0-4-0	6-0-4
STANFORD	02/10/19	69-46	w	0-3-4	DNP	16-7-0	20-4-2	2-2-1	5-3-0	11-3-1
at Oregon St.	02/16/19	57-72	L	2-1-1	DNP	20-8-2	4-2-7	3-3-0	7-5-0	5-1-1
at Southern California	02/21/19	49-66	L	0-4-2	DNP	16-6-3	5-1-0	0-1-0	4-2-1	10-2-1
at UCLA	02/23/19	83-90	L	4-3-5	DNP	10-7-0	18-4-8	DNP	0-0-1	13-2-2
ARIZONA ST.	02/28/19	79-51	w	7-2-2	DNP	19-2-1	18-4-4	11-5-2	0-1-1	6-3-0
ARIZONA	03/02/19	73-47	w	12-1-3	DNP	14-7-1	12-6-3	6-2-1	5-3-0	4-1-0
at Washington St.	03/06/19	72-61	w	11-2-3	DNP	3-2-3	15-0-7	4-3-0	2-2-0	14-3-0
at Washington	03/09/19	55-47	w	2-4-1	DNP	7-9-3	16-3-3	0-1-0	5-2-0	0-2-1
vs Washington State	03/13/19	84-51	w	10-2-5	DNP	12-7-2	7-2-2	17-4-1	14-3-0	5-3-1
vs Utah	03/14/29	66-54	w	1-0-1	DNP	20-7-1	20-4-5	5-4-1	2-2-0	7-1-0
vs Arizona State	03/15/19	79-75	w	5-2-2	DNP	19-7-2	18-3-8	13-6-0	2-1-0	0-2-1
vs Washington	03/16/19	68-48	w	8-3-0	DNP	15-3-1	20-6-7	2-2-0	0-1-0	3-4-0

				13	14	24	25	33	54
Opponent	Date	Score		WHITE,PAUL	WOOTEN,KEN	KIGAB,ABU	OSBORN,LUK	OKORO,FRAN	JOHNSON,WI
PORTLAND STATE	11/06/18	84-57	w	15-3-1	4-2-1	3-2-3	DNP	10-6-0	0-0-0
EASTERN WASHINGTON	11/09/18	81-47	w	11-6-1	6-9-1	2-5-1	0-0-0	4-5-0	0-0-0
vs Iowa	11/15/18	69-77	L	7-7-2	2-6-0	4-2-4	DNP	0-1-0	DNP
vs Syracuse	11/16/18	80-65	w	6-1-0	12-6-0	3-1-3	DNP	0-0-0	0-0-0
GREEN BAY	11/20/18	83-72	w	10-4-1	8-6-1	9-4-0	DNP	0-1-0	DNP
TEXAS SOUTHERN	11/26/18	84-89	L	8-3-5	0-1-1	2-0-4	DNP	2-1-0	DNP
at Houston	12/01/18	61-65	L	3-2-2	6-3-0	0-2-1	DNP	0-0-0	DNP
OMAHA	12/08/18	84-61	w	6-2-2	20-5-0	2-7-2	DNP	0-0-0	DNP
SAN DIEGO	12/12/18	65-55	w	6-4-1	8-6-0	0-2-0	DNP	DNP	DNP
BOISE ST.	12/15/18	66-54	w	14-5-0	5-4-3	1-2-0	DNP	5-0-0	DNP
FLORIDA A&M	12/18/18	71-64	w	13-2-4	4-7-1	DNP	DNP	7-6-0	DNP
at Baylor	12/21/18	47-57	L	5-2-0	4-4-0	DNP	DNP	2-1-1	DNP
at Boise St.	12/29/18	62-50	w	13-5-0	DNP	DNP	DNP	0-6-0	DNP
OREGON ST.	01/05/19	72-77	L	15-4-1	DNP	DNP	DNP	0-5-0	DNP
UCLA	01/10/19	84-87	L	16-5-2	DNP	DNP	DNP	5-1-0	DNP
SOUTHERN CALIFORNIA	01/13/19	81-60	w	19-5-2	DNP	DNP	0-0-0	3-6-0	0-0-0
at Arizona	01/17/19	59-54	w	16-5-2	5-7-1	DNP	DNP	0-1-0	DNP
at Arizona State	01/19/19	64-78	L	12-4-1	0-6-0	DNP	DNP	4-3-0	DNP
WASHINGTON	01/24/19	56-61	L	5-1-0	2-0-0	DNP	DNP	8-6-0	DNP
WASHINGTON ST.	01/27/19	78-58	w	18-6-1	20-4-0	DNP	DNP	1-0-1	DNP
at Utah	01/31/19	78-72	w	14-4-3	4-3-0	DNP	DNP	2-2-0	DNP
at Colorado	02/02/19	51-73	L	3-1-1	7-2-1	DNP	DNP	0-2-0	DNP
CALIFORNIA	02/06/19	73-62	w	11-4-1	11-5-1	DNP	DNP	0-2-0	DNP
STANFORD	02/10/19	69-46	w	4-6-1	6-6-2	DNP	DNP	5-3-0	DNP
at Oregon St.	02/16/19	57-72	L	12-5-2	4-2-2	DNP	DNP	0-3-0	DNP
at Southern California	02/21/19	49-66	L	9-4-2	2-2-0	DNP	DNP	3-4-1	DNP
at UCLA	02/23/19	83-90	L	18-2-4	16-9-0	DNP	DNP	4-2-0	DNP
ARIZONA ST.	02/28/19	79-51	w	5-4-3	6-6-0	DNP	0-2-0	7-10-1	0-0-0
ARIZONA	03/02/19	73-47	w	5-5-1	5-3-0	DNP	0-0-0	10-7-0	0-0-0
at Washington St.	03/06/19	72-61	w	21-6-1	2-4-0	DNP	DNP	0-5-1	DNP
at Washington	03/09/19	55-47	w	10-1-1	6-4-0	DNP	DNP	9-10-0	DNP
vs Washington State	03/13/19	84-51	w	7-4-0	4-5-4	DNP	0-0-0	8-8-1	0-0-0
vs Utah	03/14/29	66-54	w	5-4-1	6-6-0	DNP	DNP	0-4-0	DNP
vs Arizona State	03/15/19	79-75	w	14-7-0	4-4-0	DNP	DNP	4-1-0	DNP
vs Washington	03/16/19	68-48	w	14-2-2	4-7-1	DNP	0-0-0	2-3-0	0-1-0

STATS - RECENT BOX SCORES

Official Basketball Box Score -- Game Totals -- Final Statistics
Oregon vs Washington
03/16/19 7:30 PM at T-Mobile Arena (Las Vegas, Nev.)
Oregon 68 • 23-12

#	Player	Total		3-Ptr		Rebounds			PF	TP	A TO Blk Stl				Min
		FG-FGA	FG-FGA	FT-FTA	Off Def Tot	PF	TP	A TO Blk Stl							
02	Louis King	* 4-7	2-3	5-5	1 2 3	3	15	1 2 0 0	32						32
03	Payton Pritchard	* 7-9	2-4	4-4	2 4 6	2	20	7 2 0 4	35						35
13	Paul White	* 6-10	1-2	1-1	0 2 2	2	14	2 2 0 0	32						32
14	Kenny Wooten	* 2-5	0-0	0-0	2 5 7	3	4	1 3 4 1	28						28
33	Francis Okoro	* 0-2	0-0	2-4	1 2 3	2	2	0 0 0 1	18						18
00	Will Richardson	0-0	0-2	6-6	0 3 3	0	8	0 2 0 1	28						28
04	Ehab Amin	0-2	0-1	2-2	0 2 2	1	2	0 2 0 1	13						13
05	Miles Norris	0-0	0-0	0-0	0 1 1	1	0	0 0 0 0	5						5
10	Victor Bailey Jr.	1-2	1-2	0-0	0 4 4	1	3	0 0 0 0	7						7
25	Luke Osborn	0-0	0-0	0-0	0 0 0	0	0	0 0 0 0	1						1
54	Will Johnson	0-0	0-0	0-0	0 1 1	0	0	0 0 0 0	1						1
Team					1 0 1			3							
Totals		21-40	6-14	20-22	7 26 33	15	68	11 16 4 8	200						

FG % 1st Half: 10-23 43.5% 2nd half: 11-17 64.7% Game: 21-40 52.5% Deadball Rebounds 1
 3FG % 1st Half: 5-9 55.6% 2nd half: 1-5 20.0% Game: 6-14 42.9%
 FT % 1st Half: 3-5 60.0% 2nd half: 17-17 100.0% Game: 20-22 90.9%

Washington 48 • 26-8

#	Player	Total		3-Ptr		Rebounds			PF	TP	A TO Blk Stl				Min
		FG-FGA	FG-FGA	FT-FTA	Off Def Tot	PF	TP	A TO Blk Stl							
01	David Crisp	* 2-9	1-3	0-0	1 1 2	1	5	6 1 0 1	31						31
04	Matisse Thybulle	* 2-8	0-4	0-0	1 2 3	2	4	0 0 1 1	29						29
05	Jaylen Nowell	* 2-7	0-1	4-4	1 1 2	4	8	2 2 0 2	33						33
13	Hameir Wright	* 2-3	1-2	0-0	1 2 3	1	5	1 1 2 2	30						30
15	Noah Dickerson	* 3-7	0-0	0-0	2 4 6	5	6	0 4 0 0	24						24
00	Jamal Bey	3-5	1-3	0-0	0 0 0	1	7	0 0 0 1	11						11
10	Hardy, Elijah	0-1	0-1	0-0	0 0 0	0	0	0 1 0 0	2						2
11	Nahziah Carter	1-6	0-2	3-4	1 0 1	1	5	0 2 0 0	20						20
22	Dominic Green	2-7	2-7	0-0	0 2 2	2	6	0 1 0 1	15						15
33	Sam Timmins	1-1	0-0	0-0	1 0 1	1	2	0 1 0 0	5						5
Team					3 1 4			1							
Totals		18-54	5-23	7-8	11 13 24	18	48	9 14 3 8	200						

FG % 1st Half: 12-27 44.4% 2nd half: 6-27 22.2% Game: 18-54 33.3% Deadball Rebounds 0
 3FG % 1st Half: 2-11 18.2% 2nd half: 3-12 25.0% Game: 5-23 21.7%
 FT % 1st Half: 0-0 0.0% 2nd half: 7-8 87.5% Game: 7-8 87.5%

Officials: Tony Padilla, David Hall, Mike Reed
 Technical fouls: Oregon-Louis King, Washington-None.
 Attendance: 12877
 Technical foul on Oregon #02 at 4:06 of second half.

Score by periods	1st	2nd	Total		In	Off	2nd	Fast	
Oregon	28	40	68	Points	Paint	T/O	Chance	Break	Bench
Washington	26	22	48	ORE	28	18	7	8	13
				WASH	22	11	4	6	20

Last FG - ORE 2nd-00:59, WASH 2nd-00:41.
 Largest lead - ORE by 22 2nd-00:59, WASH by 2 1st-18:31.
 ORE led for 31:01. WASH led for 05:54. Game was tied for 03:05.

Score tied - 5 times.
 Lead changed - 6 times.

Official Basketball Box Score -- Game Totals -- Final Statistics
Oregon vs Arizona State
03/15/19 8:45 PM at T-Mobile Arena (Las Vegas, Nev.)
Oregon 79 • 22-12

#	Player	Total		3-Ptr		Rebounds			PF	TP	A TO Blk Stl				Min
		FG-FGA	FG-FGA	FT-FTA	Off Def Tot	PF	TP	A TO Blk Stl							
02	Louis King	f 6-14	2-5	5-9	2 5 7	4	19	2 4 2 2	42						42
13	Paul White	f 5-13	4-8	0-0	1 6 7	4	14	0 1 2 0	37						37
14	Kenny Wooten	f 2-2	0-0	0-2	2 2 4	5	4	0 1 4 0	15						15
33	Francis Okoro	f 1-2	0-0	2-2	1 0 1	2	4	0 0 0 0	23						23
03	Payton Pritchard	g 8-17	2-6	0-0	2 1 3	0	18	8 1 0 0	40						40
00	Will Richardson	2-6	0-2	1-3	2 0 2	0	5	2 0 1 3	27						27
04	Ehab Amin	4-10	2-4	3-4	0 6 6	4	13	0 0 0 3	18						18
05	Miles Norris	0-1	0-0	2-4	1 0 1	2	2	0 0 1 0	10						10
10	Victor Bailey Jr.	0-2	0-1	0-0	0 2 2	2	0	1 1 0 0	13						13
Team					5 0 5										
Totals		28-67	10-26	13-24	16 22 38	23	79	13 8 10 8	225						

FG % 1st Half: 14-32 43.8% 2nd half: 11-29 37.9% OT: 3-6 50.0% Game: 28-67 41.8% Deadball Rebounds 6,2
 3FG % 1st Half: 6-14 42.9% 2nd half: 6-14 42.9% OT: 0-1 0.0% Game: 10-26 38.5%
 FT % 1st Half: 1-2 50.0% 2nd half: 6-14 42.9% OT: 6-8 75.0% Game: 13-24 54.2%

Arizona State 75 • 22-10

#	Player	Total		3-Ptr		Rebounds			PF	TP	A TO Blk Stl				Min
		FG-FGA	FG-FGA	FT-FTA	Off Def Tot	PF	TP	A TO Blk Stl							
23	White,Romello	f 2-8	0-0	1-2	3 4 7	3	5	1 0 4 0	30						30
32	Lake,De'Quon	f 1-1	0-0	0-0	0 2 2	2	2	0 0 2 0	14						14
45	Cheatham,Zylan	f 3-5	0-0	8-12	2 7 9	5	14	3 2 1 0	37						37
00	Dort,Luguentz	g 5-13	2-5	4-6	2 3 5	4	16	2 4 0 1	39						39
01	Martin,Renny	g 3-10	2-5	6-7	0 2 2	0	14	2 0 0 0	31						31
02	Edwards,Rob	g 4-11	3-5	4-4	1 4 5	3	15	2 4 0 2	33						33
14	Lawrence,Kimani	3-5	1-2	0-0	1 3 4	2	7	3 2 0 1	32						32
35	Cherry,Taeshon	1-2	0-1	0-0	0 1 1	1	2	0 2 0 0	9						9
Team					2 0 2										
Totals		22-55	8-18	23-31	11 26 37	20	75	13 14 7 4	225						

FG % 1st Half: 11-29 37.9% 2nd half: 10-23 43.5% OT: 1-3 33.3% Game: 22-55 40.0% Deadball Rebounds 6,2
 3FG % 1st Half: 4-6 66.7% 2nd half: 4-11 36.4% OT: 0-1 0.0% Game: 8-18 44.4%
 FT % 1st Half: 2-3 66.7% 2nd half: 15-21 71.4% OT: 6-7 85.7% Game: 23-31 74.2%

Officials: Randy McCall, Greg Nixon, Kevin Brill
 Technical fouls: Oregon-None, Arizona State-None.
 Attendance: 13955

Score by periods	1st	2nd	OT	Total		In	Off	2nd	Fast	
Oregon	35	32	12	79	Points	Paint	T/O	Chance	Break	Bench
Arizona State	28	39	8	75	ORE	28	25	8	6	20
					ASU	22	10	3	0	24

Last FG - ORE OT-01:09, ASU OT-02:03.
 Largest lead - ORE by 12 1st-12:22, ASU by 9 2nd-12:22.
 ORE led for 27:17. ASU led for 14:32. Game was tied for 03:11.

Score tied - 1 time.
 Lead changed - 2 times.

Official Basketball Box Score -- Game Totals -- Final Statistics
Oregon vs Utah
03/14/29 8:30PM at T-Mobile Arena (Las Vegas, Nev.)
Oregon 66 • 21-12

#	Player	Total		3-Ptr		Rebounds			PF	TP	A TO Blk Stl				Min
		FG-FGA	FG-FGA	FT-FTA	Off Def Tot	PF	TP	A TO Blk Stl							
02	Louis King	* 7-17	2-7	4-5	3 4 7	0	20	1 0 0 0	32						32
03	Payton Pritchard	* 8-16	0-0	4-5	1 3 4	2	20	5 1 0 1	40						40
13	Paul White	* 2-7	1-3	0-0	1 3 4	5	5	1 0 0 1	24						24
14	Kenny Wooten	* 3-4	0-0	0-0	1 5 6	1	6	0 2 0 0	23						23
33	Francis Okoro	* 0-2	0-0	0-0	2 2 4	4	0	0 1 6 2	17						17
00	Will Richardson	0-2	0-1	1-2	0 0 0	1	1	1 2 0 1	26						26
04	Ehab Amin	2-4	1-3	0-0	0 4 4	3	5	1 2 0 0	17						17
05	Miles Norris	1-2	0-0	0-0	0 2 2	2	2	0 0 0 0	7						7
10	Victor Bailey Jr.	2-3	0-0	3-3	0 1 1	0	7	0 0 0 1	14						14
Team					1 2 3										
Totals		25-57	4-14	12-15	9 26 35	18	66	9 8 6 6	200						

FG % 1st Half: 8-29 27.6% 2nd half: 17-28 60.7% Game: 25-57 43.9% Deadball Rebounds 1
 3FG % 1st Half: 2-7 28.6% 2nd half: 2-7 28.6% Game: 4-14 28.6%
 FT % 1st Half: 0-0 0.0% 2nd half: 12-15 80.0% Game: 12-15 80.0%

Utah 54 • 17-14

#	Player	Total		3-Ptr		Rebounds			PF	TP	A TO Blk Stl				Min
		FG	FGA	FG	FGA	FT	FTA	Off Def Tot							
02	Sedrick Barefield	*	2-12	1-9	0-0	0	2	2	3	5	3	1	0	0	28
03	Donnie Tillman	*	4-12	1-6	9-11	3	1	4	1	18	1	1	0	0	36
05	Parker Van Dyke	*	2-11	0-7	0-0	0	1	1	4	4	0	1	0	2	35
20	Timmy Allen	*	4-10	0-0	6-6	3	4	7	4	14	2	4	0	0	34
34	Jayce Johnson	*	4-4	0-0	1-3	1	11	12	3	9	0	1	4	0	36
11	Both Gach		1-2	0-1	0-0	0	1	1	1	2	1	2	0	0	17
13	Novak Topalovic		1-2	0-0	0-0	0	0	0	0	2	0	0	0	0	4
21	Riley Battin		0-0	0-0	0-0	1	2	3	0	0	0	2	0	1	10
	Team					5	3	8	1						
Totals			18-53	2-23	16-20	13	25	38	17	54	7	12	4	3	200



#4 EHAB AMIN

RS-SENIOR | GUARD | 6-4 | 200 | ALEXANDRIA, EGYPT

RIADA AMERICAN SCHOOL | CONFLICT & DISPUTE RESOLUTION

2018-19 Oregon Ducks
Oregon Individual Game-by-Game (as of Mar 16, 2019)
All games

#04 Ehab Amin

Opponent	Date	gs	min	Total		3-Pointers		Free throws		Rebounds				pf	a	t/o	blk	stl	pts	avg		
				fg	fga	pc%	3fg	3fga	pc%	ft	fta	pc%	off	def	tot	avg						
PORTLAND STATE	11/06/18	*	21	2-6	.333	0-1	.000	0-0	.000	0	0	.000	1	5	6	6.0	3	1	1	0	4	4.0
EASTERN WASHINGTON	11/09/18	*	22	4-10	.400	3-8	.375	2-2	1.000	0	3	3	4.5	1	2	0	0	1	13	8.5		
vs Iowa	11/15/18	*	29	7-16	.438	5-8	.625	6-7	.857	1	0	1	3.3	2	1	3	1	3	25	14.0		
vs Syracuse	11/16/18	*	27	2-7	.286	1-6	.167	0-0	.000	1	3	4	3.5	2	5	1	1	2	5	11.8		
GREEN BAY	11/20/18	*	20	1-6	.167	0-3	.000	2-3	.667	0	3	3	3.4	1	2	0	0	1	4	10.2		
TEXAS SOUTHERN	11/26/18	*	30	0-2	.000	0-2	.000	0-0	.000	1	2	3	3.3	3	2	0	0	2	0	8.5		
at Houston	12/01/18	*	18	1-4	.250	0-2	.000	0-0	.000	0	6	6	3.7	2	1	1	0	0	2	7.6		
OMAHA	12/08/18		19	0-2	.000	0-1	.000	2-4	.500	0	1	1	3.4	1	2	1	0	1	2	6.9		
SAN DIEGO	12/12/18		17	2-5	.400	1-3	.333	0-1	.000	0	1	1	3.1	2	1	0	0	4	5	6.7		
BOISE ST.	12/15/18		11	1-3	.333	0-2	.000	0-0	.000	0	4	4	3.2	1	1	2	0	1	2	6.2		
FLORIDA A&M	12/18/18		19	0-4	.000	0-3	.000	1-3	.333	0	3	3	3.2	2	2	4	0	1	1	5.7		
at Baylor	12/21/18		7	0-1	.000	0-0	.000	0-0	.000	0	0	0	2.9	0	0	0	0	0	0	5.3		
at Boise St.	12/29/18		25	8-13	.615	2-4	.500	5-6	.833	0	6	6	3.2	2	2	1	0	3	23	6.6		
OREGON ST.	01/05/19		20	4-10	.400	1-3	.333	0-1	.000	2	1	3	3.1	4	1	1	0	2	9	6.8		
UCLA	01/10/19		21	1-6	.167	0-2	.000	1-2	.500	2	1	3	3.1	3	3	1	0	5	3	6.5		
SOUTHERN CALIFORNIA	01/13/19		26	2-5	.400	1-2	.500	2-2	1.000	0	5	5	3.3	3	2	0	0	2	7	6.6		
at Arizona	01/17/19		17	2-6	.333	1-4	.250	0-1	.000	1	1	2	3.2	0	2	1	1	3	5	6.5		
at Arizona State	01/19/19		18	1-4	.250	0-1	.000	0-0	.000	1	1	2	3.1	5	1	1	0	0	2	6.2		
WASHINGTON	01/24/19		9	0-1	.000	0-0	.000	0-0	.000	0	1	1	3.0	1	1	2	0	3	0	5.9		
WASHINGTON ST.	01/27/19		19	1-3	.333	0-2	.000	0-0	.000	2	3	5	3.1	0	2	2	0	0	2	5.7		
at Utah	01/31/19		21	5-7	.714	2-3	.667	1-1	1.000	1	2	3	3.1	2	1	2	0	3	13	6.0		
at Colorado	02/02/19		18	1-7	.143	1-4	.250	0-2	.000	0	2	2	3.0	3	0	0	0	1	3	5.9		
CALIFORNIA	02/06/19		13	2-5	.400	1-4	.250	0-0	.000	1	1	2	3.0	3	0	0	0	0	5	5.9		
STANFORD	02/10/19		15	1-3	.333	0-1	.000	0-0	.000	0	2	2	3.0	2	1	1	0	1	2	5.7		
at Oregon St.	02/16/19		12	1-6	.167	1-4	.250	0-0	.000	1	2	3	3.0	1	0	0	0	0	3	5.6		
at Southern California	02/21/19		5	0-2	.000	0-1	.000	0-0	.000	0	1	1	2.9	1	0	1	0	0	0	5.4		
ARIZONA ST.	02/28/19		20	5-10	.500	1-4	.250	0-0	.000	2	3	5	3.0	1	2	3	0	3	11	5.6		
ARIZONA	03/02/19		17	3-6	.500	0-2	.000	0-1	.000	1	1	2	2.9	1	1	0	0	1	6	5.6		
at Washington St.	03/06/19		8	2-4	.500	0-1	.000	0-1	.000	0	3	3	2.9	0	0	0	0	1	4	5.6		
at Washington	03/09/19		11	0-1	.000	0-1	.000	0-0	.000	0	1	1	2.9	0	0	0	0	1	0	5.4		
vs Washington State	03/13/19		22	5-7	.714	3-4	.750	4-5	.800	2	2	4	2.9	1	1	1	1	2	17	5.7		
vs Utah	03/14/19		17	2-4	.500	1-3	.333	0-0	.000	0	4	4	2.9	3	1	2	0	0	5	5.7		
vs Arizona State	03/15/19		18	4-10	.400	2-4	.500	3-4	.750	0	6	6	3.0	4	0	0	0	3	13	5.9		
vs Washington	03/16/19		13	0-2	.000	0-1	.000	2-2	1.000	0	2	2	3.0	1	0	2	0	1	2	5.8		
Totals			7	605	70-188	.372	27-94	.287	31-48	.646	20	82	102	3.0	61	41	34	5	51	198	5.8	

Games played: 34
Minutes/game: 17.8
Points/game: 5.8
FG Pct: 37.2
3FG Pct: 28.7
FT Pct: 64.6

Rebounds/game: 3.0
Assists/game: 1.2
Turnovers/game: 1.0
Assist/turnover ratio: 1.2
Steals/game: 1.5
Blocks/game: 0.1

CAREER

- Is one of four active Division I players with 1,000 career points, 500 career rebounds, 200 career assists and 200 career steals.
- Recorded his 500th career rebound vs. Arizona.
- Registered his 250th career steal vs. Washington.

2018-19 | RS-SENIOR SEASON

- Ranked 7th in the Pac-12 with 1.5 steals per game.
- Great performance in the Pac-12 Tournament where he averaged 9.3 points per game and made 50 percent from three-point range.
- Ranked 7th in the Pac-12 with 1.5 steals per game.
- Had 13 points, with six rebounds and three steals in the Pac-12 Tournament semifinal win against Arizona State.
- Scored a team-high 17 points with three 3-pointers in the Pac-12 Tournament opener vs. Washington State.
- Had 11 points and 5 rebounds 2/28 vs. Arizona State.
- Scored 13 points vs. Utah.
- Grabbed a season-high 4 steals vs. UCLA.
- Came off the bench to score 23 points and grab 6 rebounds in win at Boise State.
- Nabbed 4 steals vs. San Diego.
- Tied his season-best with 6 rebounds vs. Houston.
- Led UO with 5 assists vs. Syracuse.
- Netted 25 points and recorded a career-high 5 3-pointers vs Iowa.
- Second-highest scorer on team with 13 points vs. Eastern Washington.

BEFORE OREGON

- Played three seasons for Texas A&M Corpus Christi from 2014-2017, averaging 10.4 points and 4.4 rebounds in 102 games.
- Set Texas A&M Corpus Christi and Southland Conference records with 124 steals in 2016-17.
- Earned NABC all-region and first-team all-Southland honors during his junior season.
- Recognized as a mid-major all-American in 2017.
- Member of the Egyptian National team during AfroBasket in 2015.

5 THINGS OFF THE COURT

Hidden talent: Soccer
Favorite NBA Player: Manu Ginobili
Favorite Holiday: Ramadan / Eid
Pineapple on pizza? No
Superpower: Mind-reading

YEAR-BY-YEAR CAREER STATISTICS (2014-18 - Texas A&M Corpus Christi; 2018-19 Oregon)

Season	GP-GS	Min./Avg.	FG-FGA	pct.	3FG-3FGA	pct.	FT-FTA	pct.	off	def	tot	avg.	pf	fo	asst	to	blk	stl	Points	Avg.
2014-15	33-5	495/15.0	56-131	.427	10-52	.192	49-71	.690	71	1	29	40	5	35	171	5.2				
2015-16	33-0	596/18.1	100-210	.476	25-68	.368	58-81	.716	39	90	129	3.9	68	1	49	54	5	59	283	8.6
2016-17	36-36	1213/33.7	225-487	.462	43-149	.289	116-162	.716	71	166	237	6.6	102	3	105	99	13	124	609	16.9
2017-18																				
2018-19	34-7	605/17.8	70-188	.372	27-94	.287	31-48	.646	20	82	102	3.0	61	1	41	34	5	51	198	5.8
TOTAL	136-48	2909/21.4	451-1016	.444	105-363	.289	254-362	.702	144	404	548	4.0	302	6	222	227	28	269	1261	9.3

2018-19 SEASON HIGHS

Points	25	vs. Iowa (11-15-18)
FG Made	8	at Boise State (12-29-18)
FG Att.	16	vs. Iowa (11-15-18)
3 PT Made	5	vs. Iowa (11-15-18)
3 PT Att.	8	Eastern Washington (11-9-18)
		vs. Iowa (11-15-18)
FT Made	6	vs. Iowa (11-15-18)
FT Att.	7	vs. Iowa (11-15-18)
Rebounds	6	Four times
Assists	5	vs. Syracuse (11-16-18)
Steals	5	UCLA (1-10-19)
Blocks	1	Five times
Minutes	30	Texas Southern (11-26-18)

CAREER HIGHS

Points	31	McNeese State (2-25-17)
FG Made	12	at Nicholls State (1-2-17)
FG Att.	22	at Nicholls State (1-2-17)
		at New Orleans (12-31-16)
3 PT Made	5	vs. Iowa (11-15-18)
3PT FG Att.	10	Stephen F. Austin (1-19-17)
FT Made	8	SE Louisiana (2-8-17)
		at Sam Houston State (1-21-17)
FT Att.	12	at Sam Houston State (1-21-17)
Rebounds	15	McNeese State (2-25-17)
Assists	7	Houston Baptist (2-1-17)
Steals	7	Fort Wayne (3-26-17)
		St. Mary's (Texas) (12-9-16)
Blocks	2	at Abeline Christian (2-22-17)
		at Texas State (11-21-16)
Minutes	42	at New Orleans (12-31-16)

MISCELLANEOUS STATS

CATEGORY	2018-19	CAREER
Double-digit scoring	7	51
20+ point games	2	16
Double-digit rebounding	5	
Double-doubles		5
Led UO in scoring	3	3
Led UO in rebounding	1	1
Led UO in assists	1	1
Led UO in steals	13	13
Led UO in blocks		
5+ assist games	1	7
3+ steal games	9	50
3+ block games		



#10 VICTOR BAILEY JR.

SOPHOMORE | GUARD | 6-4 | 190 | AUSTIN, TEXAS

MCNEIL HS | UNDECLARED

2018-19 Oregon Ducks Oregon Individual Game-by-Game (as of Mar 16, 2019) All games

#10 Victor Bailey Jr.

Opponent	Date	gs	min	Total		3-Pointers		Free throws		Rebounds											pts	avg
				fg-fga	pct	3fg-fga	pct	ft-fa	pct	off	def	tot	avg	pf	a	t/o	blk	stl				
PORTLAND STATE	11/06/18		27	2-4	500	1-2	500	2-2	1,000	0	1	1	1.0	1	1	0	0	1	7	7.0		
EASTERN WASHINGTON	11/09/18		22	2-6	333	2-4	500	1-1	1,000	2	3	5	3.0	2	2	1	0	1	7	7.0		
vs Iowa	11/15/18		20	4-8	500	1-2	500	3-3	1,000	1	1	2	2.7	4	1	0	0	1	12	8.7		
vs Syracuse	11/16/18		18	1-4	250	1-3	333	0-0	.000	0	2	2	2.5	1	1	2	0	0	3	7.3		
GREEN BAY	11/20/18		14	1-3	333	1-2	500	0-0	.000	0	5	5	3.0	1	0	1	0	0	3	6.4		
TEXAS SOUTHERN	11/26/18		22	5-8	625	3-4	750	0-0	.000	0	0	0	2.5	0	1	1	0	2	13	7.5		
at Houston	12/01/18		18	1-2	500	0-1	.000	1-1	1,000	1	1	2	2.4	4	2	1	0	1	3	6.9		
OMAHA	12/08/18		20	5-6	833	4-5	800	2-2	1,000	0	6	6	2.9	0	0	0	0	2	16	8.0		
SAN DIEGO	12/12/18		18	1-5	200	0-2	.000	3-4	.750	0	0	0	2.6	0	0	0	0	0	5	7.7		
BOISE ST.	12/15/18		22	4-6	667	1-2	500	4-4	1,000	1	2	3	2.6	0	0	3	0	13	8.2			
FLORIDA A&M	12/18/18	*	33	5-14	357	2-9	222	4-4	1,000	2	1	3	2.6	1	1	0	0	1	16	8.9		
at Baylor	12/21/18		27	3-5	600	1-2	500	0-0	.000	0	1	1	2.5	1	1	2	0	7	8.8			
at Boise St.	12/29/18	*	23	4-9	444	1-4	250	0-0	.000	0	0	0	2.3	0	0	2	0	3	9	8.8		
OREGON ST.	01/05/19	*	25	3-6	500	2-4	500	3-3	1,000	1	1	2	2.3	0	2	1	0	1	11	8.9		
UCLA	01/10/19	*	33	7-18	389	2-10	200	4-4	1,000	2	3	5	2.5	4	3	2	0	1	20	9.7		
SOUTHERN CALIFORNIA	01/13/19	*	25	4-7	571	1-2	500	1-2	500	0	1	1	2.4	0	1	0	0	10	9.7			
at Arizona	01/17/19	*	31	5-13	385	3-5	600	0-0	.000	0	3	3	2.4	1	2	1	0	0	13	9.9		
at Arizona State	01/19/19	*	26	0-9	.000	0-4	.000	0-0	.000	0	0	0	2.3	0	3	2	0	0	9.3			
WASHINGTON	01/24/19	*	24	0-5	.000	0-1	.000	3-3	1,000	1	1	2	2.3	0	1	2	0	0	3	9.0		
WASHINGTON ST.	01/27/19		14	2-3	667	2-3	667	0-0	.000	0	0	0	2.2	1	0	1	0	0	6	8.9		
at Utah	01/31/19		13	1-2	500	1-1	1,000	0-0	.000	0	1	1	2.1	2	0	0	0	3	8.6			
at Colorado	02/02/19		14	2-9	222	0-4	.000	2-2	1,000	0	2	2	2.1	1	0	2	0	1	6	8.5		
CALIFORNIA	02/06/19		18	3-8	375	0-3	.000	0-0	.000	0	0	0	2.0	0	4	0	0	1	6	8.3		
STANFORD	02/10/19		20	4-11	364	3-7	429	0-0	.000	0	3	3	2.0	2	1	2	0	1	11	8.5		
at Oregon St.	02/16/19		17	2-5	400	1-2	500	0-0	.000	0	1	1	2.0	0	1	0	0	1	5	8.3		
at Southern California	02/21/19		24	3-8	375	1-4	250	3-3	1,000	0	2	2	2.0	2	1	0	0	10	8.4			
at UCLA	02/23/19		23	4-8	500	4-8	500	1-2	500	2	0	2	2.0	2	2	0	0	13	8.6			
ARIZONA ST.	02/28/19		15	2-3	667	2-3	667	0-0	.000	1	2	3	2.0	4	0	1	0	1	6	8.5		
ARIZONA	03/02/19		6	1-3	333	1-1	1,000	1-2	500	1	0	1	2.0	1	0	1	0	1	4	8.3		
at Washington St.	03/06/19		17	5-8	625	4-5	800	0-0	.000	0	3	3	2.0	1	0	0	0	14	8.5			
at Washington	03/09/19		16	0-3	.000	0-3	.000	0-0	.000	1	1	2	2.0	1	1	2	0	0	8	8.2		
vs Washington State	03/13/19		24	2-4	500	1-2	500	0-0	.000	0	3	3	2.1	1	1	0	0	3	5	8.1		
vs Utah	03/14/19		14	2-3	667	0-0	.000	3-3	1,000	0	1	1	2.0	0	0	0	0	1	7	8.1		
vs Arizona State	03/15/19		13	0-2	.000	0-1	.000	0-0	.000	0	2	2	2.0	2	1	1	0	0	0	7.9		
vs Washington	03/16/19		7	1-2	500	1-2	500	0-0	.000	0	4	4	2.1	1	0	0	0	3	7	7.7		
Totals		8	703	91-220	.414	47-117	.402	41-45	.911	16	57	73	2.1	41	34	31	0	24	270	7.7		

Games played: 35
Minutes/game: 20.1
Points/game: 7.7
FG Pct: 41.4
3FG Pct: 40.2
FT Pct: 91.1

Rebounds/game: 2.1
Assists/game: 1.0
Turnovers/game: 0.9
Assist/turnover ratio: 1.1
Steals/game: 0.7

2018-19 | SOPHOMORE SEASON

- Ranks eighth in the Pac-12 in 3-point field goal percentage (.402).
- Sank 4-of-5 threes as part of his 14 points 3/6 at Washington State.
- Made four threes and scored 13 points 2/23 at UCLA.
- Had 11 points vs. Stanford, including a team-high 3 three-pointers.
- Recorded a season-high 4 assists vs. Cal.
- Collected 13 points vs. Arizona.
- Registered 10 points vs. USC.
- Netted a career-high 20 points with five rebounds against UCLA.
- Scored 11 points vs. Oregon State.
- Made first career start against Florida A&M and matched his season high with 16 points.
- Acquired 13 points vs. Boise State.
- Earned 16 points and career-high 6 rebounds vs. Omaha.
- Had 13 points and 2 steals vs. Texas Southern.
- Scored 12 points vs. Iowa.
- Netted 13 points in exhibition vs. WOU.

5 THINGS OFF THE COURT

Favorite Snack: Applesauce
Super Power: Super Speed
Favorite NBA Team: Chicago Bulls
Pregame Superstition: Put left shoe on first
Sport Other Than Basketball: Baseball

YEAR-BY-YEAR CAREER STATISTICS

Season	GP-GS	Min./Avg.	FG-FGA	pct.	3FG-3FGA	pct.	FT-FTA	pct.	off	def	tot	avg.	pf	fo	asst	to	blk	stl	Points	Avg.
2017-18	36-0	597/16.6	81-194	.418	32-88	.364	47-54	.870	21	41	62	1.7	42	1	31	29	4	15	241	6.7
2018-19	35-8	703/20.1	91-220	.414	47-117	.402	41-45	.911	16	57	73	2.1	41	0	34	31	0	24	270	7.7
TOTAL	71-8	1300/18.3	172-414	.415	79-205	.385	88-99	.889	37	98	135	1.9	83	1	65	60	4	39	511	7.2

2018-19 SEASON HIGHS

Points	20	UCLA (1-10-19)
FG Made	7	UCLA (1-10-19)
FG Att.	18	UCLA (1-10-19)
3 PT Made	4	Three times
3 PT Att.	10	UCLA (1-10-19)
FT Made	4	Three times
FT Att.	4	Four times
Rebounds	6	Omaha (12-8-18)
Assists	4	California (2-6-19)
Steals	3	at Boise State (12-29-18) vs. Washington State (3-13-19)
Blocks		
Minutes	33	Florida A&M (12-18-18)

CAREER HIGHS

Points	23	vs. Rider (3-13-18)
FG Made	8	vs. Rider (3-13-18)
FG Att.	18	UCLA (1-10-19)
3 PT Made	7	vs. Rider (3-13-18)
3 PT Att.	10	UCLA (1-10-19)
FT Made	6	Ball State (11-19-17)
FT Att.	7	Alabama State (11-17-17)
Rebounds	6	Omaha (12-8-18)
Assists	5	Central Arkansas (12-20-17) at Boise State (12-29-18)
Steals	3	Alabama State (11-17-17) vs. Washington State (3-13-19)
Blocks	2	Ball State (11-19-17)
Minutes	33	Florida A&M (12-18-18)

MISCELLANEOUS STATS

CATEGORY	2018-19	CAREER
Double-digit scoring	12	23
20+ point games	1	2
Double-digit rebounding		
Double-doubles		
Led UO in scoring	1	2
Led UO in rebounding		
Led UO in assists		
Led UO in steals	5	9
Led UO in blocks		
5+ assist games		1
3+ steal games	2	3
3+ block games		



#1 BOL BOL

FRESHMAN | CENTER | 7-2 | 235 | OLATHE, KAN.

FINDLAY PREP | UNDECLARED

2018-19 Oregon Ducks
Oregon Individual Game-by-Game (as of Mar 06, 2019)
All games

#01 Bol Bol

Opponent	Date	gs	min	Total		3-Pointers		Free throws		Rebounds				pf	a	t/o	blk	stl	pts	avg	
				fg-fga	pct	3fg-fga	pct	ft-fa	pct	off	def	tot	avg								
PORTLAND STATE	11/06/18	*	23	4-12	.333	0-0	.000	4-5	.800	3	9	12	12.0	4	1	4	3	1	12	12.0	
EASTERN WASHINGTON	11/09/18	*	28	9-16	.563	1-3	.333	4-6	.667	1	11	12	12.0	0	1	1	4	0	23	17.5	
vs Iowa	11/15/18	*	25	5-11	.455	0-1	.000	4-6	.667	3	4	7	10.3	1	1	0	4	0	14	16.3	
vs Syracuse	11/16/18	*	33	11-17	.647	1-2	.500	3-3	1.000	5	4	9	10.0	2	1	4	4	3	26	18.8	
GREEN BAY	11/20/18	*	33	8-12	.667	1-1	1.000	4-5	.800	0	9	9	9.8	3	0	2	1	0	21	19.2	
TEXAS SOUTHERN	11/26/18	*	31	13-22	.591	4-6	.667	2-3	.667	2	9	11	10.0	2	1	2	1	2	32	21.3	
at Houston	12/01/18	*	36	7-14	.500	2-5	.400	7-9	.778	1	6	7	9.6	0	1	1	3	0	23	21.6	
OMAHA	12/08/18	*	25	8-14	.571	2-4	.500	0-0	.000	3	7	10	9.6	2	1	2	0	0	18	21.1	
SAN DIEGO	12/12/18	*	33	9-14	.643	2-3	.667	0-0	.000	1	8	9	9.6	1	2	2	4	1	20	21.0	
at Baylor	12/21/18		dnp	-	-	-	-	-	-	-	-	-	-	-	-	-	-	-	-	-	
at Arizona State	01/19/19		dnp	-	-	-	-	-	-	-	-	-	-	-	-	-	-	-	-	-	
Totals			9	267	74-132	.561	13-25	.520	28-37	.757	19	67	86	9.6	15	9	18	24	7	189	21.0

Games played: 9
Minutes/game: 29.7
Points/game: 21.0
FG Pct: 56.1
3FG Pct: 52.0
FT Pct: 75.7

Rebounds/game: 9.6
Assists/game: 1.0
Turnovers/game: 2.0
Assist/turnover ratio: 0.5
Steals/game: 0.8
Blocks/game: 2.7

5 THINGS OFF THE COURT

Pregame rituals/superstitions: Listen to music
Favorite NBA Player: LeBron James and Kevin Durant
Hobbies: Video Games (NBA 2K, Call of Duty)
Favorite snack: Applesauce
Superpower: Flying

2018-19 | FRESHMAN SEASON

- Suffered a foot injury in December and will miss the remainder of the 2018-19 season.
- Reached double figures in all nine games he played and recorded a double-double in four of those games.
- Is the first UO freshman to open his career with back-to-back double-doubles.
- Netted 20 points and posted 9 rebounds and 4 blocks vs. San Diego.
- Recorded 18 points and 10 rebounds for his fourth double-double vs. Omaha.
- Led UO with 23 points, 7 rebounds and 3 blocks vs. Houston.
- Acquired his third double-double with a season-high 32 points and 11 rebounds vs. Texas Southern.
- Had 21 points and 9 rebounds vs. Green Bay.
- Named to the 2K Classic all-tournament team.
- Tallied 26 points vs. Syracuse.
- Registered 14 points, 7 rebounds and 4 blocks vs. Iowa.
- Earned his second double-double vs. Eastern Washington by leading the team with 23 points, 12 rebounds and 4 blocks.
- Led Oregon with 12 rebounds and scored 12 points against Portland State for a double-double in his regular-season debut.
- Scored 19 points with 9 rebounds in exhibition vs. WOU.

YEAR-BY-YEAR CAREER STATISTICS

Season	GP-GS	Min./Avg.	FG-FGA	pct.	3FG-3FGA	pct.	FT-FTA	pct.	off	def	tot	avg.	pf	fo	asst	to	blk	stl	Points	Avg.
2018-19	9-9	267/29.7	74-132	.561	13-25	.520	28-37	.757	19	67	86	9.6	15	0	9	18	24	7	189	21.0
TOTAL	9-9	267/29.7	74-132	.561	13-25	.520	28-37	.757	19	67	86	9.6	15	0	9	18	24	7	189	21.0

2018-19 SEASON HIGHS

Points	32	Texas Southern (11-26-18)
FG Made	13	Texas Southern (11-26-18)
FG Att.	22	Texas Southern (11-26-18)
3 PT Made	4	Texas Southern (11-26-18)
3 PT Att.	6	Texas Southern (11-26-18)
FT Made	7	at Houston (12-1-18)
FT Att.	9	at Houston (12-1-18)
Rebounds	12	Portland State (11-6-18)
		Eastern Washington (11-9-18)
Assists	2	vs. San Diego (12-12-18)
Steals	3	vs. Syracuse (11-16-18)
Blocks	4	Four times
Minutes	36	at Houston (12-1-18)

CAREER HIGHS

Points	32	Texas Southern (11-26-18)
FG Made	13	Texas Southern (11-26-18)
FG Att.	22	Texas Southern (11-26-18)
3 PT Made	4	Texas Southern (11-26-18)
3 PT Att.	6	Texas Southern (11-26-18)
FT Made	7	at Houston (12-1-18)
FT Att.	9	at Houston (12-1-18)
Rebounds	12	Portland State (11-6-18)
		Eastern Washington (11-9-18)
Assists	2	vs. San Diego (12-12-18)
Steals	3	vs. Syracuse (11-16-18)
Blocks	4	Four times
Minutes	36	at Houston (12-1-18)

MISCELLANEOUS STATS

CATEGORY	2018-19	CAREER
Double-digit scoring	9	9
20+ point games	6	6
Double-digit rebounding	4	4
Double-doubles	4	4
Led UO in scoring	6	6
Led UO in rebounding	9	9
Led UO in assists		
Led UO in steals	3	3
Led UO in blocks	7	7
5+ assist games		
3+ steal games	1	1
3+ block games	6	6



#54 WILL JOHNSON

RS-FRESHMAN | GUARD | 6-1 | 180 | PACIFIC PALISADES, CALIF.

PALISADES HS | HUMAN PHYSIOLOGY

2018-19 Oregon Ducks Oregon Individual Game-by-Game (as of Mar 16, 2019) All games

#54 Will Johnson

Opponent	Date	gs	min	Total	3-Pointers	Free throws	Rebounds													
				fg-fga	pct	3fg-fga	pct	ft-fa	pct	off	def	tot	avg	pf	a	t/o	blk	stl	pts	avg
PORTLAND STATE	11/06/18	1	0-0	.000	0-0	.000	0-0	.000	0	0	0	0.0	0	0	0	0	0	0	0	0.0
EASTERN WASHINGTON	11/09/18	1	0-1	.000	0-1	.000	0-0	.000	0	0	0	0.0	0	0	0	0	0	0	0	0.0
vs Iowa	11/15/18	dnp	-	-	-	-	-	-	-	-	-	-	-	-	-	-	-	-	-	-
vs Syracuse	11/16/18	1	0-0	.000	0-0	.000	0-0	.000	0	0	0	0.0	0	0	0	0	0	0	0	0.0
at Baylor	12/21/18	dnp	-	-	-	-	-	-	-	-	-	-	-	-	-	-	-	-	-	-
SOUTHERN CALIFORNIA	01/13/19	1	0-0	.000	0-0	.000	0-0	.000	0	0	0	0.0	0	0	0	0	0	0	0	0.0
at Arizona State	01/19/19	dnp	-	-	-	-	-	-	-	-	-	-	-	-	-	-	-	-	-	-
ARIZONA ST.	02/28/19	1	0-0	.000	0-0	.000	0-0	.000	0	0	0	0.0	1	0	0	0	0	0	0	0.0
ARIZONA	03/02/19	1	0-0	.000	0-0	.000	0-0	.000	0	0	0	0.0	0	0	1	0	0	0	0	0.0
vs Washington State	03/13/19	3	0-2	.000	0-1	.000	0-0	.000	0	0	0	0.0	0	0	0	0	0	0	0	0.0
vs Utah	03/14/19	dnp	-	-	-	-	-	-	-	-	-	-	-	-	-	-	-	-	-	-
vs Arizona State	03/15/19	dnp	-	-	-	-	-	-	-	-	-	-	-	-	-	-	-	-	-	-
vs Washington	03/16/19	1	0-0	.000	0-0	.000	0-0	.000	0	1	1	0.1	0	0	0	0	0	0	0	0.0
Totals		0	10	0-3	.000	0-2	.000	0-0	.000	0	1	1	0.1	1	0	0	0	0	0	0.0

Games played: 8
Minutes/game: 1.3
FG Pct: 0.0
3FG Pct: 0.0

Rebounds/game: 0.1

2018-19 | RS-FRESHMAN SEASON

- Has seen action in eight games.
- Grabbed first career rebound in the Pac-12 title game vs. Washington.
- Made his regular season debut against Portland State.

2017-18 | FRESHMAN SEASON

- Redshirt season.

BEFORE OREGON

- Named most outstanding player in the Western League during his senior year.
- Earned first team all-city and first team all-league honors as a senior.
- Attended Juco Elite Camp.

YEAR-BY-YEAR CAREER STATISTICS

Season	GP-GS	Min./Avg.	FG-FGA	pct.	3FG-3FGA	pct.	FT-FTA	pct.	off	def	tot	avg.	pf	fo	asst	to	blk	stl	Points	Avg.
2018-19	8-0	10/1.3	0-3	.000	0-2	.000	0-0	.000	0	1	1	0.1	1	0	0	0	0	0	0	0.0
TOTAL	8-0	10/1.3	0-3	.000	0-2	.000	0-0	.000	0	1	1	0.1	1	0	0	0	0	0	0	0.0

2018-19 SEASON HIGHS


Points	
FG Made	
FG Att.	2 vs. Washington State (3-14-19)
3 PT Made	
3 PT Att.	1 Eastern Washington (11-9-18) vs. Washington State (3-14-19)
FT Made	
FT Att.	
Rebounds	1 vs. Washington (3-16-19)
Assists	
Steals	
Blocks	
Minutes	3 vs. Washington State (3-14-19)

CAREER HIGHS

Points	
FG Made	
FG Att.	2 vs. Washington State (3-14-19)
3 PT Made	
3 PT Att.	1 Eastern Washington (11-9-18) vs. Washington State (3-14-19)
FT Made	
FT Att.	
Rebounds	1 vs. Washington (3-16-19)
Assists	
Steals	
Blocks	
Minutes	3 vs. Washington State (3-14-19)

MISCELLANEOUS STATS

CATEGORY	2018-19	CAREER
Double-digit scoring		
20+ point games		
Double-digit rebounding		
Double-doubles		
Led UO in scoring		
Led UO in rebounding		
Led UO in assists		
Led UO in steals		
Led UO in blocks		
5+ assist games		
3+ steal games		
3+ block games		



#2 LOUIS KING

FRESHMAN | FORWARD | 6-9 | 205 | JERSEY CITY, N.J.

HUDSON CATHOLIC HS | UNDECLARED

2018-19 Oregon Ducks
Oregon Individual Game-by-Game (as of Mar 16, 2019)
All games

#02 Louis King

Opponent	Date	gs	min	Total		3-Pointers		Free throws		Rebounds											
				fg-fga	pct	3fg-fga	pct	ft-fa	pct	off	def	tot	avg	pf	a	t/o	blk	stl	pts	avg	
vs Iowa	11/15/18	dnp		-	-	-	-	-	-	-	-	-	-	-	-	-	-	-	-	-	
vs Syracuse	11/16/18	dnp		-	-	-	-	-	-	-	-	-	-	-	-	-	-	-	-	-	
OMAHA	12/08/18	17	4-6	.667	3-4	.750	0-0	.000	1	1	2	2.0	1	0	1	0	1	11	11.0		
SAN DIEGO	12/12/18	14	1-5	.200	0-2	.000	0-0	.000	0	3	3	2.5	3	1	0	0	1	2	6.5		
BOISE ST.	12/15/18	21	1-5	.200	1-3	.333	2-2	1.000	0	5	5	3.3	2	1	1	0	0	5	6.0		
FLORIDA A&M	12/18/18	* 24	4-12	.333	1-5	.200	0-0	.000	3	3	6	4.0	1	0	0	1	0	9	6.8		
at Baylor	12/21/18	* 26	2-8	.250	0-2	.000	1-2	.500	1	1	2	3.6	2	4	5	0	2	5	6.4		
at Boise St.	12/29/18	* 33	3-11	.273	1-4	.250	2-2	1.000	1	4	5	3.8	4	1	1	0	1	9	6.8		
OREGON ST.	01/05/19	* 34	6-17	.353	2-6	.333	3-4	.750	2	8	10	4.7	3	0	2	1	1	17	8.3		
UCLA	01/10/19	* 33	9-18	.500	4-9	.444	0-0	.000	5	5	10	5.4	4	1	4	0	1	22	10.0		
SOUTHERN CALIFORNIA	01/13/19	* 30	8-13	.615	3-7	.429	0-0	.000	1	7	8	5.7	3	6	3	0	2	19	11.0		
at Arizona	01/17/19	* 31	3-11	.273	1-3	.333	3-4	.750	1	8	9	6.0	2	0	0	0	0	10	10.9		
at Arizona State	01/19/19	* 35	6-18	.333	3-8	.375	1-2	.500	2	2	4	5.8	4	0	4	0	0	16	11.4		
WASHINGTON	01/24/19	* 36	7-12	.583	1-3	.333	4-5	.800	0	3	3	5.6	3	1	2	0	0	19	12.0		
WASHINGTON ST.	01/27/19	* 32	8-11	.727	4-6	.667	2-2	1.000	0	5	5	5.5	1	2	2	0	1	22	12.8		
at Utah	01/31/19	* 23	2-8	.250	0-4	.000	3-3	1.000	0	5	5	5.5	3	1	3	1	2	7	12.4		
at Colorado	02/02/19	* 29	5-13	.385	0-5	.000	2-2	1.000	2	6	8	5.7	5	0	4	1	0	12	12.3		
CALIFORNIA	02/06/19	* 35	5-10	.500	2-6	.333	0-0	.000	0	2	2	5.4	3	2	2	0	0	12	12.3		
STANFORD	02/10/19	* 31	6-12	.500	1-3	.333	3-6	.500	0	7	7	5.5	3	0	1	0	3	16	12.5		
at Oregon St.	02/16/19	* 37	6-11	.545	5-7	.714	3-6	.500	1	7	8	5.7	4	2	3	0	0	20	12.9		
at Southern California	02/21/19	* 37	6-13	.462	1-4	.250	3-4	.750	1	5	6	5.7	2	3	2	0	1	16	13.1		
at UCLA	02/23/19	* 31	4-8	.500	1-4	.250	1-1	1.000	2	5	7	5.8	3	0	1	0	0	10	13.0		
ARIZONA ST.	02/28/19	* 28	7-12	.583	2-6	.333	3-3	1.000	0	2	2	5.6	4	1	2	0	1	19	13.2		
ARIZONA	03/02/19	* 35	4-13	.308	2-7	.286	4-4	1.000	2	5	7	5.6	0	1	1	1	4	14	13.3		
at Washington St.	03/06/19	* 31	1-5	.200	1-2	.500	0-0	.000	0	2	2	5.5	0	3	2	0	0	3	12.8		
at Washington	03/09/19	* 35	2-7	.286	1-5	.200	2-2	1.000	1	8	9	5.6	2	3	4	0	0	7	12.6		
vs Washington State	03/13/19	* 19	5-11	.455	2-5	.400	0-0	.000	4	3	7	5.7	4	2	2	0	3	12	12.6		
vs Utah	03/14/19	* 32	7-17	.412	2-7	.286	4-5	.800	3	4	7	5.7	0	1	0	0	0	20	12.8		
vs Arizona State	03/15/19	* 42	6-14	.429	2-5	.400	5-9	.556	2	5	7	5.8	4	2	4	2	2	19	13.1		
vs Washington	03/16/19	* 32	4-7	.571	2-3	.667	5-5	1.000	1	2	3	5.7	3	1	2	0	0	15	13.1		
Totals			25	843	132-308	.429	48-135	.356	56-73	.767	36	123	159	5.7	73	39	58	7	26	368	13.1

Games played: 28
Minutes/game: 30.1
Points/game: 13.1
FG Pct: 42.9
3FG Pct: 35.6
FT Pct: 76.7

Rebounds/game: 5.7
Assists/game: 1.4
Turnovers/game: 2.1
Assist/turnover ratio: 0.7
Steals/game: 0.9
Blocks/game: 0.3

5 THINGS OFF THE COURT

Favorite Shoes: Jordan's and Kyrie's
Favorite NBA Player: LeBron James
Hobbies: Video Games (NBA 2K, Call of Duty)
Favorite snack: Goldfish and Gatorade
Superpower: Flying

2018-19 | FRESHMAN SEASON

- Named to the Pac-12 all-tournament team.
- Named all-Pac-12 honorable mention.
- Named to the Pac-12 all-freshman team.
- Is the No. 2 freshman scorer in Pac-12 games only at 14.5 ppg.
- Scored in double figures in all but two Pac-12 games.
- Great Pac-12 Tournament where he reached double digits in all four games. Had 12 points vs. WSU, 20 against Utah, 19 vs. ASU and 15 against Washington.
- Netted 19 points 2/28 vs. Arizona State.
- Had his third 20-point game of the season to go along with 8 boards 2/16 at Oregon State.
- Collected 16 points, 7 rebounds and a season-high 3 steals vs. Stanford.
- Led the Ducks with 12 points and 8 rebounds vs. Colorado.
- Tied his season-best with 22 points vs. Washington State.
- Acquired 19 points vs. Washington.
- Scored 16 points vs. Arizona State.
- Tallied 10 points and 9 rebounds vs. Arizona.
- Led UO with 19 points, 8 rebounds and 6 assists vs. USC.
- Second straight double-double with 22 points and 10 rebounds against UCLA.
- 17 points and 10 rebounds vs. Oregon State for his first collegiate double-double.
- Had 9 points and 5 rebounds at Boise State.
- Season-best 4 assists at Baylor.
- Netted 9 points with 6 rebounds vs. Florida A&M.
- Collected 5 points and 5 rebounds vs. Boise State.
- Had 3 rebounds and 2 points vs. San Diego.
- Netted 11 points during his collegiate debut vs. Omaha.

BEFORE OREGON

- A five-star recruit with a score grade of 93 according to ESPN.
- 11th-ranked player overall on ESPN Top 100, and sixth-best small forward for 2018.
- 18-ranked player overall and by 247Sports.com, and fifth-best small forward for 2018.
- Averaged 14.0 points and 5.2 rebounds during junior and senior year at Hudson Catholic.
- Selected for the 2018 McDonald's All-America game
- Represented the 2018 USA Basketball Men's Junior National Select Team at the 21st annual Nike Hoop Summit
- Selected to play in the Jordan Brand Classic

YEAR-BY-YEAR CAREER STATISTICS

Season	GP-GS	Min./Avg.	FG-FGA	pct.	3FG-3FGA	pct.	FT-FTA	pct.	off	def	tot	avg.	pf	fo	asst	to	blk	stl	Points	Avg.
2018-19	28-25	843/30.1	132-308	.429	48-135	.356	56-73	.767	36	123	159	5.7	73	1	39	58	7	26	368	13.1
TOTAL	28-25	843/30.1	132-308	.429	48-135	.356	56-73	.767	36	123	159	5.7	73	1	39	58	7	26	368	13.1

2018-19 SEASON HIGHS

Points	22	UCLA (1-10-19)
		Washington State (1-27-19)
FG Made	9	UCLA (1-10-19)
FG Att.	18	UCLA (1-10-19)
		at Arizona (1-19-19)
3 PT Made	5	at Oregon State (2-16-19)
3 PT Att.	9	UCLA (1-10-19)
FT Made	5	vs. Arizona State (3-15-19)
		vs. Washington (3-16-19)
FT Att.	9	vs. Arizona State (3-15-19)
Rebounds	10	Oregon State (1-5-19)
		UCLA (1-10-19)
Assists	6	USC (1-13-19)
Steals	4	Arizona (3-2-19)
Blocks	2	vs. Arizona State (3-15-19)
Minutes	37	at Oregon State (2-16-19)
		at USC (2-12-19)

CAREER HIGHS

Points	22	UCLA (1-10-19)
		Washington State (1-27-19)
FG Made	9	UCLA (1-10-19)
FG Att.	18	UCLA (1-10-19)
		at Arizona (1-19-19)
3 PT Made	5	at Oregon State (2-16-19)
3 PT Att.	9	UCLA (1-10-19)
FT Made	5	vs. Arizona State (3-15-19)
		vs. Washington (3-16-19)
FT Att.	9	vs. Arizona State (3-15-19)
Rebounds	10	Oregon State (1-5-19)
		UCLA (1-10-19)
Assists	6	USC (1-13-19)
Steals	4	Arizona (3-2-19)
Blocks	2	vs. Arizona State (3-15-19)
Minutes	37	at Oregon State (2-16-19)
		at USC (2-12-19)

MISCELLANEOUS STATS

CATEGORY	2018-19	CAREER
Double-digit scoring	20	20
20+ point games	4	4
Double-digit rebounding	2	2
Double-doubles	2	2
Led UO in scoring	12	12
Led UO in rebounding	12	12
Led UO in assists	4	4
Led UO in steals	4	4
Led UO in blocks	1	1
5+ assist games	1	1
3+ steal games	2	2
3+ block games		



#5 MILES NORRIS

FRESHMAN | FORWARD | 6-10 | 210 | SAN DIEGO, CALIF.

BREWSTER ACADEMY | UNDECLARED

2018-19 Oregon Ducks
Oregon Individual Game-by-Game (as of Mar 16, 2019)
All games

#05 Miles Norris

Opponent	Date	gs	min	Total		3-Pointers		Free throws		Rebounds				pf	a	t/o	blk	stl	pts	avg
				fg-fga	pct	3fg-fga	pct	ft-fa	pct	off	def	tot	avg							
vs Iowa	11/15/18	dnp	-	-	-	-	-	-	-	-	-	-	-	-	-	-	-	-	-	
vs Syracuse	11/16/18	dnp	-	-	-	-	-	-	-	-	-	-	-	-	-	-	-	-	-	
BOISE ST.	12/15/18	1	0-0	.000	0-0	.000	0-0	.000	0	0	0	0.0	0	0	0	0	0	0	0.0	
FLORIDA A&M	12/18/18	16	2-3	.667	0-1	.000	0-0	.000	1	3	4	2.0	1	0	0	0	0	4	2.0	
at Baylor	12/21/18	dnp	-	-	-	-	-	-	-	-	-	-	-	-	-	-	-	-	-	
at Boise St.	12/29/18	7	1-3	.333	0-1	.000	0-0	.000	1	2	3	2.3	4	0	1	0	0	2	2.0	
OREGON ST.	01/05/19	16	2-4	.500	0-2	.000	0-1	.000	0	3	3	2.5	4	0	0	0	2	4	2.5	
UCLA	01/10/19	17	1-3	.333	0-0	.000	1-5	.200	0	0	0	2.0	0	0	0	0	1	0	3	
SOUTHERN CALIFORNIA	01/13/19	13	1-2	.500	1-2	.500	0-0	.000	1	2	3	2.2	3	0	2	0	0	3	2.7	
at Arizona	01/17/19	5	0-0	.000	0-0	.000	0-0	.000	0	1	1	2.0	1	0	0	0	1	0	2.3	
at Arizona State	01/19/19	11	1-1	1.000	1-1	1.000	3-3	1.000	1	2	3	2.1	2	0	0	0	0	6	2.8	
WASHINGTON	01/24/19	15	4-6	.667	1-2	.500	1-2	.500	0	2	2	2.1	2	0	1	1	1	10	3.6	
WASHINGTON ST.	01/27/19	7	1-2	.500	0-1	.000	0-0	.000	1	0	1	2.0	0	1	0	0	1	2	3.4	
at Utah	01/31/19	13	1-2	.500	0-1	.000	2-2	1.000	1	0	1	1.9	3	0	0	0	0	2	4	
at Colorado	02/02/19	14	1-2	.500	0-1	.000	0-0	.000	0	1	1	1.8	4	0	0	0	0	2	3.3	
CALIFORNIA	02/06/19	7	0-1	.000	0-1	.000	0-0	.000	3	1	4	2.0	1	0	1	0	0	0	3.1	
STANFORD	02/10/19	14	2-3	.667	1-1	1.000	0-2	.000	1	2	3	2.1	3	0	1	0	2	5	3.2	
at Oregon St.	02/16/19	17	3-4	.750	0-1	.000	1-3	.333	0	5	5	2.3	1	0	2	3	7	3.5		
at Southern California	02/21/19	14	1-4	.250	0-2	.000	2-2	1.000	0	2	2	2.3	1	1	0	0	0	4	3.5	
at UCLA	02/23/19	3	0-0	.000	0-0	.000	0-0	.000	0	0	0	2.1	2	1	0	0	0	0	3.3	
ARIZONA ST.	02/28/19	8	0-0	.000	0-0	.000	0-0	.000	0	1	1	2.1	0	1	0	0	0	0	3.1	
ARIZONA	03/02/19	16	2-3	.667	1-1	1.000	0-0	.000	0	3	3	2.1	3	0	0	1	1	5	3.2	
at Washington St.	03/06/19	8	1-2	.500	0-1	.000	0-0	.000	0	2	2	2.1	1	0	0	0	0	2	3.2	
at Washington	03/09/19	11	2-4	.500	0-2	.000	1-3	.333	1	1	2	2.1	2	0	0	0	0	5	3.2	
vs Washington State	03/13/19	24	6-10	.600	1-4	.250	1-1	1.000	1	2	3	2.1	2	0	1	0	0	14	3.7	
vs Utah	03/14/19	7	1-2	.500	0-0	.000	0-0	.000	0	2	2	2.1	2	0	0	0	0	2	3.7	
vs Arizona State	03/15/19	10	0-1	.000	0-0	.000	2-4	.500	1	0	1	2.1	2	0	0	1	0	2	3.6	
vs Washington	03/16/19	5	0-0	.000	0-0	.000	0-0	.000	0	1	1	2.0	1	0	0	0	0	0	3.4	
Totals		0	279	33-62	.532	6-25	.240	14-28	.500	13	38	51	2.0	45	4	9	7	14	86	3.4

Games played: 25
Minutes/game: 11.2
Points/game: 3.4
FG Pct: 53.2
3FG Pct: 24.0
FT Pct: 50.0

Rebounds/game: 2.0
Assists/game: 0.2
Turnovers/game: 0.4
Assist/turnover ratio: 0.4
Steals/game: 0.6
Blocks/game: 0.3

5 THINGS OFF THE COURT

Pineapple on pizza? No way
Favorite Holiday: Christmas
Favorite snack: Applesauce
Superpower: Flying
Pregame ritual: Take a shower

2018-19 | FRESHMAN SEASON

- Scored a career-best 14 points in a career-high 24 minutes in the Pac-12 Tournament against Washington State.
- Collected 5 points, 3 rebounds and 2 steals vs. Stanford.
- Had one of his best games yet 2/16 at Oregon State with 7 points and career-highs in rebounds (5) and blocks (3).
- Collected 5 points, 3 rebounds and 2 steals vs. Stanford.
- Grabbed 4 rebounds vs. California.
- Scored 10 points vs. Washington.
- Tallied 6 points vs. Arizona State.
- Scored his first points as a Duck on a put-back dunk vs. Florida A&M.
- Had 4 points and 4 rebounds against the Rattlers.
- Made his regular season debut vs. Boise State.
- Saw nine minutes of action in exhibition vs. WOU.

BEFORE OREGON

- A four-star recruit with a scout grade of 87 by ESPN.
- Ranked 78th nationally in ESPN's Top 100.
- 73rd-ranked overall player and 19th-best power forward by 247Sports.com.
- Helped Brewster Academy claim the 2018 NEPSAC Class AAA regular season championship.
- Spent his junior season at Helix High School, leading the team to a 31-win season and the Division IV CIF state championship game.
- Spent his freshman and sophomore seasons at Mater Dei Catholic High School, compiling 786 points, 572 rebounds, 102 assists, and 137 steals.
- Selected as the Metro Mesa League freshman of the year and as the all-league player during his sophomore year.
- Was named to the All-Metro Mesa League first team both his freshman and sophomore years.
- Earned Cal-Hi Sports California all-sophomore first team and all-freshman first team.
- Named All-California Southern Section first team during his freshman and sophomore years.
- Selected to the California Interscholastic Federation All-San Diego Section first team during his sophomore year.

YEAR-BY-YEAR CAREER STATISTICS

Season	GP-GS	Min./Avg.	FG-FGA	pct.	3FG-3FGA	pct.	FT-FTA	pct.	off	def	tot	avg.	pf	fo	asst	to	blk	stl	Points	Avg.
2018-19	25-0	279/11.2	33-62	.532	6-25	.240	14-28	.500	13	38	51	2.0	45	0	4	9	7	14	86	3.4
TOTAL	25-0	279/11.2	33-62	.532	6-25	.240	14-28	.500	13	38	51	2.0	45	0	4	9	7	14	86	3.4

2018-19 SEASON HIGHS

Points	14	vs. Washington State (3-13-19)
FG Made	6	vs. Washington State (3-13-19)
FG Att.	10	vs. Washington State (3-13-19)
3 PT Made	1	Six times
3 PT Att.	4	vs. Washington State (3-13-19)
FT Made	3	at Arizona State (1-19-19)
FT Att.	5	UCLA (1-10-19)
Rebounds	5	at Oregon State (2-1-19)
Assists	1	Four times
Steals	2	Five times
Blocks	3	at Oregon State (2-16-19)
Minutes	24	vs. Washington State (3-13-19)

CAREER HIGHS

Points	14	vs. Washington State (3-13-19)
FG Made	6	vs. Washington State (3-13-19)
FG Att.	10	vs. Washington State (3-13-19)
3 PT Made	1	Six times
3 PT Att.	4	vs. Washington State (3-13-19)
FT Made	3	at Arizona State (1-19-19)
FT Att.	5	UCLA (1-10-19)
Rebounds	5	at Oregon State (2-1-19)
Assists	1	Four times
Steals	2	Five times
Blocks	3	at Oregon State (2-16-19)
Minutes	24	vs. Washington State (3-13-19)

MISCELLANEOUS STATS

CATEGORY	2018-19	CAREER
Double-digit scoring	2	2
20+ point games		
Double-digit rebounding		
Double-doubles		
Led UO in scoring		
Led UO in rebounding		
Led UO in assists		
Led UO in steals	3	3
Led UO in blocks	3	3
5+ assist games		
3+ steal games		
3+ block games	1	1



#33 FRANCIS OKORO

FRESHMAN | FORWARD | 6-9 | 235 | IMO, NIGERIA

NORMAL WEST HS (ILL.) | COMPUTER SCIENCE

2018-19 Oregon Ducks Oregon Individual Game-by-Game (as of Mar 16, 2019) All games

#33 Francis Okoro

Opponent	Date	gs	min	Total		3-Pointers		Free throws		Rebounds				pf	a	t/o	blk	stl	pts	avg
				fg-fga	pct	3fg-fga	pct	ft-fa	pct	off	def	tot	avg							
PORTLAND STATE	11/06/18	17	35	6-10	.600	0-0	.000	4-5	.800	3	3	6	6.0	3	0	0	0	10	10.0	
EASTERN WASHINGTON	11/09/18	18	2-6	.333	0-0	.000	0-3	.000	3	2	5	5.5	0	0	1	0	0	4	7.0	
vs Iowa	11/15/18	6	0-0	.000	0-0	.000	0-0	.000	1	0	1	4.0	2	0	0	0	0	0	4.7	
vs Syracuse	11/16/18	4	0-1	.000	0-0	.000	0-0	.000	0	0	0	3.0	0	0	0	0	0	0	3.5	
GREEN BAY	11/20/18	2	0-0	.000	0-0	.000	0-0	.000	0	1	1	2.6	0	0	1	1	0	0	2.8	
TEXAS SOUTHERN	11/26/18	9	1-4	.250	0-0	.000	0-0	.000	0	1	1	2.3	0	0	0	0	0	2	2.7	
at Houston	12/01/18	1	0-0	.000	0-0	.000	0-0	.000	0	0	0	2.0	0	0	1	0	0	0	2.3	
OMAHA	12/08/18	5	0-0	.000	0-0	.000	0-0	.000	0	0	0	1.8	1	0	1	0	0	0	2.0	
BOISE ST.	12/15/18	14	2-2	1.000	0-0	.000	1-2	.500	0	0	0	1.6	0	0	1	1	0	5	2.3	
FLORIDA A&M	12/18/18	19	2-3	.667	0-0	.000	3-5	.600	3	3	6	2.0	3	0	2	1	0	7	2.8	
at Baylor	12/21/18	9	1-1	1.000	0-0	.000	0-0	.000	0	1	1	1.9	1	1	0	0	0	2	2.7	
at Boise St.	12/29/18	*	19	0-1	.000	0-0	.000	0-0	.000	0	6	6	2.3	3	0	1	0	1	0	2.5
OREGON ST.	01/05/19	*	16	0-4	.000	0-0	.000	0-2	.000	2	3	5	2.5	1	0	2	1	0	0	2.3
UCLA	01/10/19	*	11	2-2	1.000	0-0	.000	1-2	.500	1	0	1	2.4	3	0	0	1	1	5	2.5
SOUTHERN CALIFORNIA	01/13/19	*	23	1-2	.500	0-0	.000	1-4	.250	1	5	6	2.6	2	0	1	1	0	3	2.5
at Arizona	01/17/19	*	11	0-2	.000	0-0	.000	0-0	.000	0	1	1	2.5	1	0	2	2	0	0	2.4
at Arizona State	01/19/19	*	17	2-2	1.000	0-0	.000	0-0	.000	0	3	3	2.5	3	0	1	1	0	4	2.5
WASHINGTON	01/24/19	*	20	4-4	1.000	0-0	.000	0-0	.000	2	4	6	2.7	2	0	2	0	0	8	2.8
WASHINGTON ST.	01/27/19	*	12	0-1	.000	0-0	.000	1-2	.500	0	0	0	2.6	0	1	1	0	0	1	2.7
at Utah	01/31/19	*	8	1-1	1.000	0-0	.000	0-0	.000	1	1	2	2.6	0	0	0	0	0	2	2.7
at Colorado	02/02/19	*	15	0-2	.000	0-0	.000	0-0	.000	1	1	2	2.5	1	0	0	0	0	0	2.5
CALIFORNIA	02/06/19	6	0-0	.000	0-0	.000	0-0	.000	0	2	2	2.5	1	0	0	0	0	0	2.4	
STANFORD	02/10/19	10	2-5	.400	0-0	.000	1-3	.333	3	0	3	2.5	0	0	1	0	0	5	2.5	
at Oregon St.	02/16/19	3	0-1	.000	0-0	.000	0-0	.000	1	2	3	2.5	4	0	1	0	0	0	2.4	
at Southern California	02/21/19	15	1-3	.333	0-0	.000	1-2	.500	3	1	4	2.6	2	1	0	0	0	3	2.4	
at UCLA	02/23/19	*	12	1-1	1.000	0-0	.000	2-4	.500	1	1	2	2.6	3	0	0	3	4	2.5	
ARIZONA ST.	02/28/19	*	20	2-6	.333	0-0	.000	3-6	.500	3	7	10	2.9	4	1	0	1	0	7	2.7
ARIZONA	03/02/19	*	21	5-9	.556	0-0	.000	0-0	.000	2	5	7	3.0	2	0	0	0	0	10	2.9
at Washington St.	03/06/19	*	21	0-4	.000	0-0	.000	0-0	.000	4	1	5	3.1	5	1	2	0	0	0	2.8
at Washington	03/09/19	*	24	4-5	.800	0-0	.000	1-3	.333	4	6	10	3.3	2	0	1	0	1	9	3.0
vs Washington State	03/13/19	*	23	4-7	.571	0-0	.000	0-0	.000	4	4	8	3.5	3	1	4	0	0	8	3.2
vs Utah	03/14/19	*	17	0-2	.000	0-0	.000	0-0	.000	2	2	4	3.5	4	0	1	6	2	0	3.1
vs Arizona State	03/15/19	*	23	1-2	.500	0-0	.000	2-2	1.000	1	0	1	3.4	2	0	0	0	0	4	3.1
vs Washington	03/16/19	*	18	0-2	.000	0-0	.000	2-4	.500	1	2	3	3.4	2	0	0	1	2	3.1	
Totals		19	469	41-90	.456	0-0	.000	23-49	.469	47	68	115	3.4	60	6	26	20	7	105	3.1

Games played: 34
Minutes/game: 13.8
Points/game: 3.1
FG Pct: 45.6
FT Pct: 46.9

Rebounds/game: 3.4
Assists/game: 0.2
Turnovers/game: 0.8
Assist/turnover ratio: 0.2
Steals/game: 0.2
Blocks/game: 0.6

2018-19 | FRESHMAN SEASON

- Tied the Pac-12 Tournament record with a career-high six blocked shots vs. Utah.
- Just missed his first career double-double with 9 points and 10 rebounds 3/9 at Washington.
- Just missed his first career double-double with 9 points and 10 rebounds 3/9 at Washington.
- Matched career-high with 10 points and 7 rebs 3/1 vs. Arizona.
- Earned a season-high 10 rebounds 2/28 vs. Arizona State.
- 4 points and a season-best 3 blocked shots 2/23 at UCLA.
- Had 5 points and 3 rebounds vs. Stanford.
- Led UO with 6 rebounds and tallied 8 points vs. Washington.
- Registered a season-best 2 blocks vs. Arizona.
- Acquired a season-high 6 rebounds and 1 block vs. USC.
- Posted 5 rebounds vs. Oregon State.
- Made first start at Boise State and grabbed 6 rebounds.
- Solid effort vs. Florida A&M with 7 points and 6 rebounds.
- Tallied 5 points and 1 block vs. Boise State.
- Scored 4 points and registered 5 rebounds vs. Eastern Washington.
- Netted 10 points and posted 6 rebounds against Portland State in his regular season debut.
- Double-double of 16 points and 10 rebounds in just 15 minutes in exhibition vs. WOU.

BEFORE OREGON

- Four star recruit according to both ESPN and 247Sports.com, with a scout grade of 96 on 247Sports.com.
- 34th-ranked overall player on ESPN top 60 recruits for 2019 before reclassifying for 2018, and eighth-best center in the nation by ESPN.
- Averaged 15.7 points and 12.4 rebounds per game during his senior year.
- Played in the 2017 Nike EYBL AAU league as a junior, averaging 8.7 points and 9.0 rebounds per game and recording 39 blocked shots over 21 games.

5 THINGS OFF THE COURT

In One Word: Funny
Super Power: Time travel
Favorite Player: LeBron James
Free Time: Play 2K
Pineapple on Pizza? No

YEAR-BY-YEAR CAREER STATISTICS

Season	GP-GS	Min./Avg.	FG-FGA	pct.	3FG-3FGA	pct.	FT-FTA	pct.	off	def	tot	avg.	pf	fo	asst	to	blk	stl	Points	Avg.
2018-19	34-19	469/13.8	41-90	.456	0-0	.000	23-49	.469	47	68	115	3.4	60	1	6	26	20	7	105	3.1
TOTAL	34-19	469/13.8	41-90	.456	0-0	.000	23-49	.469	47	68	115	3.4	60	1	6	26	20	7	105	3.1

2018-19 SEASON HIGHS


Points	10	Portland State (11-6-18)
		Arizona (3-2-19)
FG Made	5	Arizona (3-2-19)
FG Att.	9	Arizona (3-2-19)
3 PT Made	0	
3 PT Att.	0	
FT Made	4	Portland State (11-6-18)
FT Att.	6	Arizona State (2-28-19)
Rebounds	10	Arizona State (2-28-19)
		at Washington (3-9-19)
Assists	1	Five times
Steals	2	vs. Utah (3-14-19)
Blocks	6	vs. Utah (3-14-19)
Minutes	24	at Washington (3-9-19)
		vs. Utah (3-14-19)

CAREER HIGHS

Points	10	Portland State (11-6-18)
		Arizona (3-2-19)
FG Made	5	Arizona (3-2-19)
FG Att.	9	Arizona (3-2-19)
3 PT Made	0	
3 PT Att.	0	
FT Made	4	Portland State (11-6-18)
FT Att.	6	Arizona State (2-28-19)
Rebounds	10	Arizona State (2-28-19)
		at Washington (3-9-19)
Assists	1	Five times
Steals	2	vs. Utah (3-14-19)
Blocks	6	vs. Utah (3-14-19)
Minutes	24	at Washington (3-9-19)
		vs. Utah (3-14-19)

MISCELLANEOUS STATS

CATEGORY	2018-19	CAREER
Double-digit scoring	2	2
20+ point games		
Double-digit rebounding	2	2
Double-doubles		
Led UO in scoring		
Led UO in rebounding	6	6
Led UO in assists		
Led UO in steals	1	1
Led UO in blocks	7	7
5+ assist games		
3+ steal games		
3+ block games	2	2



#25 LUKE OSBORN

RS-SOPHOMORE | GUARD | 6-6 | 215 | CLACKAMAS, ORE.

TUALATIN HS | ACCOUNTING

2018-19 Oregon Ducks Oregon Individual Game-by-Game (as of Mar 16, 2019) All games

#25 Luke Osborn

Opponent	Date	gs	min	Total fg-fga	pct	3-Pointers 3fg-fga	pct	Free throws ft-fa	pct	Rebounds off def tot	avg	pf	a	t/o	blk	stl	pts	avg
EASTERN WASHINGTON	11/09/18	1	0-0	.000	0-0	.000	0-0	.000	0	0	0	0.0	0	0	0	0	0	0.0
vs Iowa	11/15/18	dnp	-	-	-	-	-	-	-	-	-	-	-	-	-	-	-	-
vs Syracuse	11/16/18	dnp	-	-	-	-	-	-	-	-	-	-	-	-	-	-	-	-
at Baylor	12/21/18	dnp	-	-	-	-	-	-	-	-	-	-	-	-	-	-	-	-
SOUTHERN CALIFORNIA	01/13/19	1	0-0	.000	0-0	.000	0-0	.000	0	0	0	0.0	0	0	0	0	0	0.0
at Arizona State	01/19/19	dnp	-	-	-	-	-	-	-	-	-	-	-	-	-	-	-	-
ARIZONA ST.	02/28/19	1	0-1	.000	0-1	.000	0-0	.000	0	2	2	0.7	0	0	0	0	0	0.0
ARIZONA	03/02/19	1	0-0	.000	0-0	.000	0-0	.000	0	0	0	0.5	0	0	0	0	0	0.0
vs Washington State	03/13/19	3	0-0	.000	0-0	.000	0-0	.000	0	0	0	0.4	0	0	0	0	0	0.0
vs Utah	03/14/19	dnp	-	-	-	-	-	-	-	-	-	-	-	-	-	-	-	-
vs Arizona State	03/15/19	dnp	-	-	-	-	-	-	-	-	-	-	-	-	-	-	-	-
vs Washington	03/16/19	1	0-0	.000	0-0	.000	0-0	.000	0	0	0	0.3	0	0	0	0	0	0.0
Totals		0	8	0-1	.000	0-1	.000	0-0	.000	0	2	2	0.3	0	0	0	0	0.0

Games played: 6
Minutes/game: 1.3
FG Pct: 0.0
3FG Pct: 0.0

Rebounds/game: 0.3

5 THINGS OFF THE COURT

In One Word: Quiet
Super Power: Be able to jump like Kenny Wooten
Favorite Player: His dad
Favorite Snack: Protein shake
Pineapple on Pizza? No

2018-19 | RS-SOPHOMORE SEASON

- Collected his first two career rebounds 2/28 vs. ASU.
- Made his collegiate debut vs. Eastern Washington.

2017-18 | SOPHOMORE SEASON

- Redshirt season.

BEFORE OREGON

- Played his freshman season at Clark Community College in Vancouver, Washington, where he averaged 13.2 points and 6.7 rebounds per game and shot 53.7 percent from the floor.
- Named to the Northwest Athletic Conference Southern Region all-first team.
- Finished his career as the second-leading scorer in Tualatin High School history and holds the school records for career field goal percentage and individual season field goal percentage.
- Named second team all-state his senior year.
- Earned first team all-Three Rivers League honors during his junior and senior seasons.

YEAR-BY-YEAR CAREER STATISTICS

Season	GP-GS	Min./Avg.	FG-FGA	pct.	3FG-3FGA	pct.	FT-FTA	pct.	off	def	tot	avg.	pf	fo	asst	to	blk	stl	Points	Avg.
2018-19	6-0	8/1.3	0-1	.000	0-1	.000	0-0	.000	0	2	2	0.3	0	0	0	0	0	0	0	0.0
TOTAL	6-0	8/1.3	0-1	.000	0-1	.000	0-0	.000	0	2	2	0.3	0	0	0	0	0	0	0	0.0

2018-19 SEASON HIGHS


Points	
FG Made	
FG Att.	1 Arizona State (2-28-19)
3 PT Made	
3 PT Att.	1 Arizona State (2-28-19)
FT Made	
FT Att.	
Rebounds	2 Arizona State (2-28-19)
Assists	
Steals	
Blocks	
Minutes	3 vs. Washington State (3-14-19)

CAREER HIGHS

Points	
FG Made	
FG Att.	1 Arizona State (2-28-19)
3 PT Made	
3 PT Att.	1 Arizona State (2-28-19)
FT Made	
FT Att.	
Rebounds	2 Arizona State (2-28-19)
Assists	
Steals	
Blocks	
Minutes	3 vs. Washington State (3-14-19)

MISCELLANEOUS STATS

CATEGORY	2018-19	CAREER
Double-digit scoring		
20+ point games		
Double-digit rebounding		
Double-doubles		
Led UO in scoring		
Led UO in rebounding		
Led UO in assists		
Led UO in steals		
Led UO in blocks		
5+ assist games		
3+ steal games		
3+ block games		



#3 PAYTON PRITCHARD

JUNIOR | GUARD | 6-2 | 195 | WEST LINN, ORE.

WEST LINN HS | UNDECLARED

2018-19 Oregon Ducks
Oregon Individual Game-by-Game (as of Mar 16, 2019)
All games

#03 Payton Pritchard

Opponent	Date	gs	min	Total		3-Pointers		Free throws		Rebounds			pf	a	t/o	blk	stl	pts	avg		
				fg	pct	3fg	pct	ft	pct	off	def	tot									
PORTLAND STATE	11/06/18	*	30	6-7	.857	1-1	1.000	9-9	1.000	2	1	3	3.0	1	3	5	0	1	22	22.0	
EASTERN WASHINGTON	11/09/18	*	28	4-8	.500	0-2	.000	2-2	1.000	1	3	4	3.5	0	8	1	0	2	10	16.0	
vs Iowa	11/15/18	*	35	1-9	.111	0-4	.000	3-6	.500	1	5	6	4.3	5	5	2	0	5	12.3	12.3	
vs Syracuse	11/16/18	*	36	4-5	.800	2-3	.667	8-8	1.000	1	4	5	4.5	3	4	2	0	4	18	13.8	
GREEN BAY	11/20/18	*	38	5-11	.455	3-6	.500	5-6	.833	0	6	6	4.8	2	5	3	1	1	18	14.6	
TEXAS SOUTHERN	11/26/18	*	36	5-11	.455	4-8	.500	0-0	.000	0	3	3	4.5	2	7	3	0	0	14	14.5	
at Houston	12/01/18	*	35	3-13	.231	2-10	.200	0-0	.000	2	1	3	4.3	4	0	3	0	3	8	13.6	
OMAHA	12/08/18	*	33	3-8	.375	1-5	.200	0-0	.000	1	0	1	3.9	1	7	0	0	7	12.8	12.8	
SAN DIEGO	12/12/18	*	33	3-6	.500	1-2	.500	5-6	.833	3	3	6	4.1	2	7	2	0	0	12	12.7	
BOISE ST.	12/15/18	*	38	7-12	.583	1-3	.333	4-4	1.000	2	3	5	4.2	1	1	1	0	3	19	13.3	
FLORIDA A&M	12/18/18	*	29	3-6	.500	2-3	.667	2-2	1.000	0	2	2	4.0	1	4	3	0	4	10	13.0	
at Baylor	12/21/18	*	39	5-13	.385	4-10	.400	0-0	.000	0	3	3	3.9	1	3	1	0	0	14	13.1	
at Boise St.	12/29/18	*	38	1-10	.100	1-7	.143	0-0	.000	0	3	3	3.8	1	5	0	0	1	3	12.3	
OREGON ST.	01/05/19	*	39	5-16	.313	2-9	.222	2-2	1.000	0	0	0	3.6	4	6	3	0	1	14	12.4	
UCLA	01/10/19	*	41	0-6	.000	0-5	.000	4-4	1.000	0	7	7	3.8	2	3	3	0	0	4	11.9	
SOUTHERN CALIFORNIA	01/13/19	*	32	3-6	.500	3-5	.600	0-0	.000	0	0	0	3.6	4	5	2	0	0	9	11.7	
at Arizona	01/17/19	*	31	2-9	.222	0-2	.000	4-4	1.000	2	2	4	3.6	4	4	2	1	2	8	11.5	
at Arizona State	01/19/19	*	34	5-12	.417	4-9	.444	6-6	1.000	4	2	6	3.7	2	4	3	0	3	20	11.9	
WASHINGTON	01/24/19	*	40	3-7	.429	3-7	.429	0-0	.000	0	2	2	3.6	2	4	5	0	3	9	11.8	
WASHINGTON ST.	01/27/19	*	34	2-10	.200	1-7	.143	0-0	.000	0	3	3	3.6	2	8	0	0	6	5	11.5	
at Utah	01/31/19	*	37	4-11	.364	0-3	.000	4-4	1.000	1	6	7	3.8	4	3	2	1	1	12	11.5	
at Colorado	02/02/19	*	38	3-8	.375	2-6	.333	2-3	.667	0	3	3	3.7	3	3	0	0	1	10	11.4	
CALIFORNIA	02/06/19	*	37	7-14	.500	5-9	.556	1-2	.500	0	10	10	4.0	1	1	3	0	2	20	11.8	
STANFORD	02/10/19	*	37	8-13	.615	2-4	.500	2-2	1.000	0	4	4	4.0	1	2	1	0	1	20	12.1	
at Oregon St.	02/16/19	*	38	1-4	.250	1-3	.333	1-3	.333	0	2	2	3.9	2	7	1	0	0	4	11.8	
at Southern California	02/21/19	*	35	2-10	.200	1-7	.143	0-0	.000	0	1	1	3.8	2	0	0	0	3	5	11.5	
at UCLA	02/23/19	*	38	6-13	.462	2-7	.286	4-4	1.000	2	2	4	3.8	4	8	3	0	1	18	11.8	
ARIZONA ST.	02/28/19	*	34	6-10	.600	2-3	.667	4-7	.571	1	3	4	3.8	3	4	2	0	2	18	12.0	
ARIZONA	03/02/19	*	32	4-9	.444	2-6	.333	2-2	1.000	0	6	6	3.9	2	3	0	0	4	12	12.0	
at Washington St.	03/06/19	*	35	7-12	.583	0-3	.000	1-2	.500	0	0	0	3.8	1	7	1	0	3	15	12.1	
at Washington	03/09/19	*	37	5-10	.500	3-7	.429	3-5	.600	2	1	3	3.7	4	3	4	0	5	16	12.2	
vs Washington State	03/13/19	*	23	3-11	.273	1-5	.200	0-0	.000	0	2	2	3.7	1	2	0	0	3	7	12.1	
vs Utah	03/14/19	*	40	8-16	.500	0-0	.000	4-5	.800	1	3	4	3.7	2	5	1	0	1	20	12.3	
vs Arizona State	03/15/19	*	40	8-17	.471	2-6	.333	0-0	.000	2	1	3	3.7	0	8	1	0	0	18	12.5	
vs Washington	03/16/19	*	35	7-9	.778	2-4	.500	4-4	1.000	2	4	6	3.7	2	7	2	0	4	20	12.7	
Totals			35	1235	149-352	423	60-181	331	86-102	843	30	101	131	3.7	76	156	65	3	65	444	12.7

Games played: 35
Minutes/game: 35.3
Points/game: 12.7
FG Pct: 42.3
3FG Pct: 33.1
FT Pct: 84.3

Rebounds/game: 3.7
Assists/game: 4.5
Turnovers/game: 1.9
Assist/turnover ratio: 2.4
Steals/game: 1.9
Blocks/game: 0.1

5 THINGS OFF THE COURT

Hidden Talent: Ping Pong
Super Power: Flying
Favorite NBA Team: Oklahoma City Thunder
Favorite Snack: Peanut Butter Smoothie
Sport Other Than Basketball: Football

YEAR-BY-YEAR CAREER STATISTICS

Season	GP-GS	Min./Avg.	FG-FGA	pct.	3FG-3FGA	pct.	FT-FTA	pct.	off	def	tot	avg.	pf	fo	asst	to	blk	stl	Points	Avg.
2016-17	39-35	1105/28.3	96-244	.393	50-143	.350	46-63	.730	23	108	131	3.4	88	0	141	56	3	45	288	7.4
2017-18	36-36	1265/35.1	178-398	.447	85-206	.413	82-106	.774	18	120	138	3.8	88	1	171	76	0	51	523	14.5
2018-19	35-35	1235/35.3	149-352	.423	60-181	.331	86-102	.843	30	101	131	3.7	76	1	156	65	3	65	444	12.7
TOTAL	110-106	3603/32.8	423-994	.426	195-530	.368	214-271	.790	71	329	400	3.6	252	2	468	197	6	161	1255	11.4

CAREER

- Ranks 2nd in UO career steals with 161. Trails only UO career leader Kenya Wilkins (213/1993-97)/
- Ranks 5th in UO career assists with 468. Next up is Aaron Brooks (471/2003-07).
- Became the 37th 1,000-point scorer in school history at Arizona on Jan. 17.
- Ranks 23rd in UO career scoring with 1,255 points. Needs eight more points to enter the UO career top 20.
- Became the sixth player in school history with 1,000 career points and 400 career assists vs. Washington State on Jan. 27.

2018-19 | JUNIOR SEASON

- Pac-12 Tournament Most Outstanding Player.
- 2nd in the Pac-12 Conference with 1.9 steals per game.
- Ranks 3rd in the Pac-12 in free throw percentage at 84.3%.
- Stands 4th in the Pac-12 Conference with 4.5 assists per game.
- 3rd in the Pac-12 Conference in minutes played (35.3 per game).
- Brilliant Pac-12 Tournament where he led the Ducks to the title. Scored 20 points with five assists against Utah in the quarterfinals; Had 18 points and eight assists in the semifinals vs. Arizona State; capped his run with 20 points and seven assists vs. Washington.
- Led Ducks with 16 points and 5 steals in 3/9 win at Washington.
- Scored 18 points 2/28 vs. Arizona State.
- Well-rounded effort 3/6 at Washington State with 15 points, 7 assists and 3 steals.
- Big game at UCLA on 2/23 where he scored 18 points with 8 assists.
- Dished out 7 assists 2/16 at Oregon State.
- Had 20 points versus Stanford.
- Recorded his second career double-double with 20 points and a career-high 10 rebounds against California.
- Tied his season-high with 7 rebounds and scored 12 points vs. Utah.
- Registered season-bests with 8 assists and a Matthew Knight Arena record 6 steals vs. Washington State.
- Led UO with 20 points, 6 rebounds, 4 assists and 3 steals vs. ASU.
- Collected 14 points and 6 assists vs. Oregon State.
- Paced Oregon with 14 points (4 3-pointers) at Baylor.
- Led the Ducks with 19 points, 5 rebs and 3 steals vs. Boise State.
- Acquired 12 points, 7 assists and 6 rebounds vs. San Diego.
- Scored 14 points and collected 7 assists vs. Texas Southern.
- Had 18 points and 5 assists and tied his season best of 6 rebounds vs. Green Bay.
- Netted 18 points and registered 4 steals against Syracuse.
- Tallied team-highs with 8 assists and 2 steals vs. EWU.
- Led the Ducks with 22 points in the opener vs. Portland State.

2018-19 SEASON HIGHS

Points	22	Portland State (11-6-18)
FG Made	8	Three times
FG Att.	17	vs. Arizona State (3-15-19)
3 PT Made	5	California (2-6-19)
3 PT Att.	10	at Houston (12-1-18)
		at Baylor (12-21-18)
FT Made	9	Portland State (11-6-18)
FT Att.	9	Portland State (11-6-18)
Rebounds	10	California (2-6-19)
Assists	8	Four times
Steals	6	Washington State (1-27-19)
Blocks	1	Green Bay (11-20-18)
		at Utah (1-31-19)
Minutes	42	UCLA (1-10-19)

CAREER HIGHS

Points	29	vs. DePaul (11-24-17)
FG Made	9	Boise State (12-1-17)
		vs. DePaul (11-24-17)
FG Att.	17	at UCLA (2-17-18)
	17	vs. Arizona State (3-15-19)
3 PT Made	7	vs. DePaul (11-24-17)
3 PT Att.	13	vs. DePaul (11-24-17)
FT Made	9	vs. Portland State (11-6-18)
FT Att.	11	vs. Rider (3-13-18)
Rebounds	10	California (2-6-19)
Assists	13	Savannah State (12-3-16)
Steals	6	Washington State (1-27-19)
Blocks	2	Army (11-11-16)
Minutes	42	Three times

MISCELLANEOUS STATS

CATEGORY	2018-19	CAREER
Double-digit scoring	25	59
20+ point games	6	13
Double-digit rebounding	1	1
Double-doubles	1	2
Led UO in scoring	10	27
Led UO in rebounding	4	9
Led UO in assists	25	60
Led UO in steals	18	42
Led UO in blocks		
5+ assist games	16	41
3+ steal games	13	23
3+ block games		



#0 WILL RICHARDSON

FRESHMAN | GUARD | 6-5 | 180 | HINESVILLE, GA.

OAK HILL ACADEMY | UNDECLARED

2018-19 Oregon Ducks Oregon Individual Game-by-Game (as of Mar 16, 2019) All games

#00 Will Richardson

Opponent	Date	gs	min	Total		3-Pointers		Free throws		Rebounds				pf	a	t/o	blk	stl	pts	avg
				fg	pct	3fg	pct	ft	pct	off	def	tot	avg							
PORTLAND STATE	11/06/18	8	2-2	1.000	0-0	.000	3-4	.750	0	0	0	0.0	1	1	0	0	7	7.0		
EASTERN WASHINGTON	11/09/18	12	2-2	1.000	1-1	1.000	0-1	.000	0	1	1	0.5	0	2	1	1	0	5	6.0	
vs Iowa	11/15/18	18	0-1	.000	0-0	.000	0-0	.000	0	1	1	0.7	2	1	2	0	2	4	4.0	
vs Syracuse	11/16/18	26	2-6	.333	1-4	.250	2-2	1.000	1	3	4	1.5	3	3	1	0	7	4.8		
GREEN BAY	11/20/18	22	1-2	.500	0-1	.000	8-10	.800	0	2	2	1.6	2	2	1	0	1	10	5.8	
TEXAS SOUTHERN	11/26/18	20	5-7	.714	0-2	.000	3-3	1.000	2	6	8	2.7	4	1	2	1	0	13	7.0	
at Houston	12/01/18	32	5-8	.625	2-4	.500	4-6	.667	1	6	7	3.3	4	5	3	0	2	16	8.3	
OMAHA	12/08/18	* 23	1-4	.250	0-2	.000	0-0	.000	1	0	1	3.0	2	4	1	0	1	2	7.5	
SAN DIEGO	12/12/18	* 30	3-6	.500	0-1	.000	1-4	.250	0	1	1	2.8	0	2	2	1	3	7	7.4	
BOISE ST.	12/15/18	* 31	1-3	.333	0-0	.000	0-0	.000	0	5	5	3.0	5	1	3	0	0	2	6.9	
FLORIDA A&M	12/18/18	* 19	3-4	.750	1-2	.500	0-0	.000	1	1	2	2.9	2	3	1	0	0	7	6.9	
at Baylor	12/21/18	* 30	3-4	.750	1-1	1.000	3-4	.750	0	2	2	2.8	3	3	4	0	4	10	7.2	
at Boise St.	12/29/18	24	1-2	.500	1-1	1.000	0-1	.000	0	1	1	2.7	1	1	0	0	2	3	6.8	
OREGON ST.	01/05/19	25	1-3	.333	0-0	.000	0-0	.000	1	0	1	2.6	1	1	0	0	1	2	6.5	
UCLA	01/10/19	35	4-11	.364	1-2	.500	2-4	.500	3	0	3	2.6	4	6	1	0	1	11	6.8	
SOUTHERN CALIFORNIA	01/13/19	24	4-5	.800	1-1	1.000	2-3	.667	1	2	3	2.6	3	0	3	0	1	11	7.1	
at Arizona	01/17/19	19	1-2	.500	0-0	.000	0-0	.000	0	0	0	2.5	1	0	1	0	1	2	6.8	
at Arizona State	01/19/19	22	2-7	.286	0-3	.000	0-0	.000	2	0	2	2.4	1	2	0	0	2	4	6.6	
WASHINGTON	01/24/19	22	0-2	.000	0-1	.000	0-2	.000	1	2	3	2.5	1	4	3	0	3	0	6.3	
WASHINGTON ST.	01/27/19	* 29	1-4	.250	0-2	.000	0-0	.000	0	0	0	2.4	2	6	0	0	2	2	6.1	
at Utah	01/31/19	* 34	8-12	.667	1-2	.500	2-5	.400	4	1	5	2.5	2	2	0	3	2	19	6.7	
at Colorado	02/02/19	* 33	2-8	.250	0-1	.000	4-4	1.000	1	3	4	2.5	1	1	3	0	2	8	6.7	
CALIFORNIA	02/06/19	* 25	4-5	.800	0-1	.000	0-0	.000	0	1	1	2.5	3	9	5	0	0	8	6.8	
STANFORD	02/10/19	* 26	0-3	.000	0-0	.000	0-0	.000	0	3	3	2.5	4	4	1	0	1	0	6.5	
at Oregon St.	02/16/19	* 18	1-2	.500	0-1	.000	0-0	.000	0	1	1	2.4	2	1	4	0	1	2	6.3	
at Southern California	02/21/19	* 19	0-2	.000	0-1	.000	0-0	.000	2	2	4	2.5	0	2	2	0	1	0	6.1	
at UCLA	02/23/19	24	1-3	.333	0-1	.000	2-2	1.000	0	3	3	2.5	3	5	0	0	0	4	6.0	
ARIZONA ST.	02/28/19	17	3-5	.600	1-2	.500	0-0	.000	1	1	2	2.5	3	2	4	0	0	7	6.0	
ARIZONA	03/02/19	27	5-7	.714	1-2	.500	1-1	1.000	0	1	1	2.4	2	3	1	0	0	12	6.2	
at Washington St.	03/06/19	24	4-9	.444	1-3	.333	2-3	.667	0	2	2	2.4	1	3	1	0	2	11	6.4	
at Washington	03/09/19	21	1-7	.143	0-2	.000	0-0	.000	0	4	4	2.5	0	1	3	0	0	2	6.3	
vs Washington State	03/13/19	23	3-5	.600	1-2	.500	3-4	.750	0	2	2	2.5	2	5	3	0	1	10	6.4	
vs Utah	03/14/19	26	0-2	.000	0-1	.000	1-2	.500	0	0	0	2.4	1	1	2	0	1	1	6.2	
vs Arizona State	03/15/19	27	2-6	.333	0-2	.000	1-3	.333	2	0	2	2.4	0	2	0	1	3	5	6.2	
vs Washington	03/16/19	28	1-3	.333	0-2	.000	6-6	1.000	0	3	3	2.4	0	0	2	0	1	8	6.2	
Totals		12	843	77-164	.470	14-51	.275	50-74	.676	24	60	84	2.4	66	89	60	7	41	218	6.2

Games played: 35
Minutes/game: 24.1
Points/game: 6.2
FG Pct: 47.0
3FG Pct: 27.5
FT Pct: 67.6

Rebounds/game: 2.4
Assists/game: 2.5
Turnovers/game: 1.7
Assist/turnover ratio: 1.5
Steals/game: 1.2
Blocks/game: 0.2

2018-19 | FRESHMAN SEASON

- Contributed 10 points and five assists in the Pac-12 Tournament opening round win against Washington State.
- Scored 11 points off the bench 3/6 at Washington State.
- Netted 12 points vs. Arizona on 3/1.
- Had 5 assists 2/23 at UCLA.
- Led UO with 4 assists vs. Stanford.
- Dished out a season-best 9 assists against California.
- Registered season-highs with 19 points and 3 blocks vs. Utah.
- Had 6 assists vs. Washington State.
- Collected 4 assists and 3 steals vs. Washington.
- Scored 11 points vs. USC.
- 11 points with 6 assists vs. UCLA.
- Had 10 points and a season-best 4 steals at Baylor.
- Led UO with 5 rebounds vs. Boise State.
- Registered a season-high 3 steals vs. San Diego.
- Earned season-highs of 16 points, 7 rebounds and 5 assists vs. Houston.
- Acquired 13 points and 8 rebounds vs. Texas Southern.
- Netted 10 points vs. Green Bay.
- Scored 7 points in his collegiate debut vs. Portland State.

BEFORE OREGON

- Four-star recruit with a scout grade of 89 according to ESPN.
- 39th-ranked player overall on ESPN Top 100, and the ninth-best point guard overall.
- 47th-ranked player overall and seventh-best shooting guard by 247Sports.com.
- Led Oak Hill to a 36-4 record during his senior season, averaging 15.1 points and 3.9 rebounds, and 7.6 assists per game.
- Selected to play in the Jordan Brand Classic.
- Spent his first three seasons at Liberty County, where he averaged 31.4 points, 8.6 rebounds, and 5.3 assists per game as a junior.
- Led Liberty County to the Class 4A state title as a sophomore.
- Named the Region 2-3A player of the year and earned first-team honors his junior year.
- Competed in the 2017 Nike EYBL Circuit for E1T1 United, and averaged 12.2 points, 5.3 rebounds and 3.1 assists per game.

5 THINGS OFF THE COURT

Super Power: See the future
Free time: Play Fortnite
Favorite Snack: Cashews
Pregame Ritual: Taking a nap
Pineapple on pizza?: No

YEAR-BY-YEAR CAREER STATISTICS

Season	GP-GS	Min./Avg.	FG-FGA	pct.	3FG-3FGA	pct.	FT-FTA	pct.	off	def	tot	avg.	pf	fo	asst	to	blk	stl	Points	Avg.
2018-19	35-12	843/24.1	77-164	.470	14-51	.275	50-74	.676	24	60	84	2.4	66	1	89	60	7	41	218	6.2
TOTAL	35-12	843/24.1	77-164	.470	14-51	.275	50-74	.676	24	60	84	2.4	66	1	89	60	7	41	218	6.2

2018-19 SEASON HIGHS

Points	19	at Utah (1-31-19)
FG Made	8	at Utah (1-31-19)
FG Att.	12	at Utah (1-31-19)
3 PT Made	2	at Houston (12-1-18)
3 PT Att.	4	vs. Syracuse (11-16-18)
		at Houston (12-1-18)
FT Made	8	Green Bay (11-20-18)
FT Att.	10	Green Bay (11-20-18)
Rebounds	8	Texas Southern (11-26-18)
Assists	9	California (2-6-19)
Steals	4	at Baylor (12-21-18)
Blocks	3	at Utah (1-31-19)
Minutes	35	UCLA (1-10-19)

CAREER HIGHS

Points	19	at Utah (1-31-19)
FG Made	8	at Utah (1-31-19)
FG Att.	12	at Utah (1-31-19)
3 PT Made	2	at Houston (12-1-18)
3 PT Att.	4	vs. Syracuse (11-16-18)
		at Houston (12-1-18)
FT Made	8	Green Bay (11-20-18)
FT Att.	10	Green Bay (11-20-18)
Rebounds	8	Texas Southern (11-26-18)
Assists	9	California (2-6-19)
Steals	4	at Baylor (12-21-18)
Blocks	3	at Utah (1-31-19)
Minutes	35	UCLA (1-10-19)

MISCELLANEOUS STATS

CATEGORY	2018-19	CAREER
Double-digit scoring	10	10
20+ point games		
Double-digit rebounding		
Double-doubles		
Led UO in scoring	1	1
Led UO in rebounding	2	2
Led UO in assists	7	7
Led UO in steals	5	5
Led UO in blocks	2	2
5+ assist games	6	6
3+ steal games	4	4
3+ block games	1	1



#13 PAUL WHITE

RS-SENIOR | FORWARD | 6-9 | 230 | CHICAGO, ILL.

WHITNEY YOUNG HS / GEORGETOWN | SOCIOLOGY

2018-19 Oregon Ducks Oregon Individual Game-by-Game (as of Mar 16, 2019) All games

#13 Paul White

Opponent	Date	gs	min	Total		3-Pointers		Free throws		Rebounds												
				fg	fga	pct	3fg	3fga	ft	fta	pct	off	def	tot	avg	pf	a	t/o	blk	stl	pts	avg
PORTLAND STATE	11/06/18	*	33	5-8	.625	2-3	.667	3-6	.500	0	3	3	3.0	2	1	1	1	0	0	15	15.0	
EASTERN WASHINGTON	11/09/18	*	23	4-6	.667	3-5	.600	0-0	.000	1	5	6	4.5	2	1	2	0	0	0	11	13.0	
vs Iowa	11/15/18	*	35	3-13	.231	0-4	.000	1-2	.500	1	6	7	5.3	1	2	0	1	1	7	11.0		
vs Syracuse	11/16/18	*	14	1-3	.333	0-1	.000	4-5	.800	0	1	1	4.3	4	0	2	0	0	0	6	9.8	
GREEN BAY	11/20/18	*	30	2-6	.333	1-3	.333	5-5	1.000	0	4	4	4.2	2	1	2	0	0	0	10	9.8	
TEXAS SOUTHERN	11/26/18	*	28	3-9	.333	0-5	.000	2-2	1.000	0	3	3	4.0	5	5	2	0	0	0	8	9.5	
at Houston	12/01/18	*	22	1-5	.200	0-3	.000	1-1	1.000	0	2	2	3.7	2	2	4	0	0	0	3	8.6	
OMAHA	12/08/18		14	2-3	.667	2-2	1.000	0-0	.000	0	2	2	3.5	4	2	0	0	0	0	6	8.3	
SAN DIEGO	12/12/18		19	1-7	.143	0-2	.000	4-4	1.000	3	1	4	3.6	3	1	0	0	1	6	8.0		
BOISE ST.	12/15/18	*	32	4-6	.667	1-2	.500	5-7	.714	1	4	5	3.7	3	0	0	0	1	14	8.6		
FLORIDA A&M	12/18/18	*	24	4-6	.667	1-2	.500	4-6	.667	1	1	2	3.5	0	4	1	1	1	13	9.0		
at Baylor	12/21/18	*	31	2-10	.200	1-3	.333	0-0	.000	0	2	2	3.4	5	0	2	0	0	0	5	8.7	
at Boise St.	12/29/18	*	31	5-11	.455	1-3	.333	2-2	1.000	3	2	5	3.5	3	0	1	0	3	13	9.0		
OREGON ST.	01/05/19	*	25	5-9	.556	2-3	.667	3-3	1.000	2	2	4	3.6	5	1	1	0	2	15	9.4		
UCLA	01/10/19	*	34	7-13	.538	1-4	.250	1-3	.333	2	3	5	3.7	4	2	1	0	4	16	9.9		
SOUTHERN CALIFORNIA	01/13/19	*	25	6-12	.500	3-5	.600	4-5	.800	3	2	5	3.8	2	2	1	2	0	19	10.4		
at Arizona	01/17/19	*	30	7-10	.700	2-3	.667	0-2	.000	2	3	5	3.8	2	2	1	0	0	16	10.8		
at Arizona State	01/19/19	*	23	4-10	.400	2-5	.400	2-2	1.000	3	1	4	3.8	2	1	3	0	0	12	10.8		
WASHINGTON	01/24/19	*	16	2-5	.400	1-2	.500	0-0	.000	1	0	1	3.7	0	0	2	0	0	5	10.5		
WASHINGTON ST.	01/27/19	*	27	7-11	.636	3-5	.600	1-1	1.000	2	4	6	3.8	2	1	1	1	0	18	10.9		
at Utah	01/31/19	*	29	4-11	.364	1-6	.167	5-6	.833	2	2	4	3.8	2	3	2	0	0	14	11.0		
at Colorado	02/02/19	*	15	1-5	.200	1-4	.250	0-0	.000	0	1	1	3.7	1	1	1	1	1	3	10.7		
CALIFORNIA	02/06/19	*	30	4-6	.667	3-5	.600	0-0	.000	0	4	4	3.7	2	1	1	0	1	11	10.7		
STANFORD	02/10/19	*	22	1-3	.333	0-1	.000	2-2	1.000	2	4	6	3.8	2	1	1	1	0	4	10.4		
at Oregon St.	02/16/19	*	31	5-10	.500	1-5	.200	1-1	1.000	2	3	5	3.8	4	2	3	0	0	12	10.5		
at Southern California	02/21/19	*	30	4-9	.444	1-2	.500	0-0	.000	2	2	4	3.8	0	2	0	0	1	9	10.4		
at UCLA	02/23/19	*	36	7-14	.500	4-10	.400	0-1	.000	1	1	2	3.8	2	4	1	1	0	18	10.7		
ARIZONA ST.	02/28/19	*	29	2-10	.200	1-6	.167	0-0	.000	1	3	4	3.8	1	3	1	0	2	5	10.5		
ARIZONA	03/02/19	*	22	1-4	.250	1-3	.333	2-2	1.000	0	5	5	3.8	4	1	0	0	0	5	10.3		
at Washington St.	03/06/19	*	32	8-13	.615	4-5	.800	1-3	.333	1	5	6	3.9	1	1	2	2	2	21	10.7		
at Washington	03/09/19	*	24	4-8	.500	0-2	.000	2-4	.500	0	1	1	3.8	5	1	1	0	1	10	10.6		
vs Washington State	03/13/19	*	18	3-8	.375	1-5	.200	0-0	.000	1	3	4	3.8	1	0	1	0	2	7	10.5		
vs Utah	03/14/29	*	24	2-7	.286	1-3	.333	0-0	.000	1	3	4	3.8	5	1	0	0	1	5	10.4		
vs Arizona State	03/15/19	*	37	5-13	.385	4-8	.500	0-0	.000	1	6	7	3.9	4	0	1	2	0	14	10.5		
vs Washington	03/16/19	*	32	6-10	.600	1-2	.500	1-1	1.000	0	2	2	3.9	2	2	2	2	0	0	14	10.6	
Totals			33	927	132-294	.449	50-132	.379	56-76	.737	39	96	135	3.9	89	51	44	13	24	370	10.6	

Games played: 35
Minutes/game: 26.5
Points/game: 10.6

Rebounds/game: 3.9
Assists/game: 1.5
Turnovers/game: 1.3

2018-19 | RS-SENIOR SEASON

- Huge role in the Ducks' Pac-12 Tournament title with back-to-back games of 14 points in the semifinal vs. Arizona State and the championship game vs. Washington. Also matched his career high with seven rebounds against the Huskies.
- Scored 10 points 3/9 at Washington.
- Scored a career-high 21 points 3/6 at Washington State. Made four threes and had a team-best 6 rebounds vs. the Cougars.
- Matched his career high with 4 three-pointers on the way to 18 points 2/23 at UCLA. Also added 4 assists.
- Dropped in 12 points 2/16 at Oregon State.
- Posted 6 rebounds vs. Stanford.
- Netted 14 points vs. Utah.
- Tallied 18 points and 6 rebounds vs. Washington State.
- Scored 12 points vs. Arizona State.
- Paced Oregon with 16 points vs. Arizona.
- Scored 19 points vs. USC, where he also collected 5 rebounds and a season-high 2 blocks.
- Scored 16 points vs. UCLA, where he also had 5 rebounds and a career-best 4 steals.
- Had 15 points vs. Oregon State.
- Had 13 points and 5 rebs at Boise State.
- Netted 13 points with 4 assists vs. Florida A&M.
- Scored 14 points and posted 5 rebounds vs. Boise State.
- Matched his career-high with 5 assists vs. Texas Southern.
- Recorded 10 points and 4 rebounds vs. Green Bay.
- Led UO with 7 rebounds to tie his career high vs. Iowa.
- Netted 11 points and registered six rebounds vs. Eastern Washington.
- The second-highest scorer for the Ducks with 15 points in the season opener vs. Portland State.

5 THINGS OFF THE COURT

Super Power: Super strength
Favorite NBA Team: Chicago Bulls
Favorite Snack: Trail mix
Pregame Ritual: Talking to spirits
Sport Other Than Basketball: Baseball

YEAR-BY-YEAR CAREER STATISTICS (2014-16 - Georgetown; 2016-17 Oregon)

Season	GP-GS	Min./Avg.	FG-FGA	pct.	3FG-3FGA	pct.	FT-FTA	pct.	off	def	tot	avg.	pf	fo	asst	to	blk	stl	Points	Avg.
2014-15	33-0	607/18.4	59-146	.404	23-61	.377	24-34	.706	13	79	92	2.8	62	2	41	30	19	14	165	5.0
2015-16	7-0	67/9.6	5-13	.385	0-5	.000	1-2	.500	1	10	11	1.6	6	0	11	5	1	1	11	1.6
2016-17																				
2017-18	33-24	771/23.4	103-218	.472	31-88	.352	72-86	.837	46	68	114	3.5	112	4	51	31	15	20	309	9.4
2018-19	35-33	927/26.5	132-294	.449	50-132	.379	56-76	.737	39	96	135	3.9	89	5	51	44	13	24	370	10.6
TOTAL	108-57	2372/22.0	299-671	.446	104-286	.364	153-198	.773	99	253	352	3.3	269	11	154	110	48	59	855	7.9

2018-19

Points	21	at Washington State (3-6-19)
FG Made	8	at Washington State (3-6-19)
FG Att.	14	vs. Iowa (11-15-18)
		at UCLA (2-23-19)
3 PT Made	4	Three times
3 PT Att.	10	at UCLA (2-23-19)
FT Made	5	Three times
FT Att.	7	Boise State (12-15-18)
Rebounds	7	vs. Iowa (11-15-18)
		vs. Arizona State (3-15-19)
Assists	5	Texas Southern (11-26-18)
Steals	4	UCLA (1-10-19)
Blocks	2	Three times
Minutes	37	vs. Arizona State (3-15-19)

CAREER HIGHS

Points	21	at Washington State (3-6-19)
FG Made	8	at Washington State (3-6-19)
FG Att.	14	vs. Iowa (11-15-18)
		at UCLA (2-23-19)
3 PT Made	4	Five times
3 PT Att.	10	at UCLA (2-23-19)
FT Made	6	Three times
FT Att.	7	vs. Marquette (3-18-18)
		Boise State (12-15-18)
Rebounds	7	Three times
Assists	5	Four times
Steals	4	UCLA (1-10-19)
Blocks	3	at Providence (1-10-15)
Minutes	37	vs. Arizona State (3-15-19)

MISCELLANEOUS STATS

CATEGORY	2018-19	CAREER
Double-digit scoring	19	43
20+ point games	1	1
Double-digit rebounding		
Double-doubles		
Led UO in scoring	4	6
Led UO in rebounding	5	6
Led UO in assists	2	4
Led UO in steals	2	8
Led UO in blocks	2	6
5+ assist games	1	3
3+ steal games	2	4
3+ block games		1



#14 KENNY WOOTEN

SOPHOMORE | FORWARD | 6-9 | 235 | MANTECA, CALIF.

MANTECA HS | UNDECLARED

2018-19 Oregon Ducks Oregon Individual Game-by-Game (as of Mar 16, 2019) All games

#14 Kenny Wooten

Opponent	Date	gs	min	Total		3-Pointers		Free throws		Rebounds					pf	a	t/o	blk	stl	pts	avg
				fg-fga	pct	3fg-fga	pct	ft-fa	pct	off	def	tot	avg								
PORTLAND STATE	11/06/18	*	19	2-5	.400	0-0	.000	0-0	.000	0	2	2	2.0	1	1	3	0	4	4.0		
EASTERN WASHINGTON	11/09/18	*	24	2-4	.500	0-0	.000	2-2	1.000	2	7	9	5.5	1	1	0	0	6	5.0		
vs Iowa	11/15/18	*	14	1-4	.250	0-0	.000	0-0	.000	2	4	6	5.7	4	0	1	0	2	4.0		
vs Syracuse	11/16/18	*	27	3-7	.429	0-0	.000	6-7	.857	3	3	6	5.8	2	0	4	1	0	12	6.0	
GREEN BAY	11/20/18	*	29	0-0	.000	0-0	.000	8-12	.667	1	5	6	5.8	3	1	3	4	0	8	6.4	
TEXAS SOUTHERN	11/26/18	*	7	0-0	.000	0-0	.000	0-0	.000	1	0	1	5.0	0	1	0	1	0	0	5.3	
at Houston	12/01/18	*	24	3-5	.600	0-0	.000	0-0	.000	2	1	3	4.7	3	0	1	0	2	6	5.4	
OMAHA	12/08/18	*	28	9-12	.750	0-0	.000	2-2	1.000	2	3	5	4.8	1	0	3	1	0	20	7.3	
SAN DIEGO	12/12/18	*	27	3-5	.600	0-0	.000	2-2	1.000	2	4	6	4.9	4	0	2	1	1	8	7.3	
BOISE ST.	12/15/18	*	22	1-3	.333	0-0	.000	3-4	.750	1	3	4	4.8	3	3	1	2	0	5	7.1	
FLORIDA A&M	12/18/18	*	17	2-3	.667	0-0	.000	0-2	.000	3	4	7	5.0	4	1	4	2	0	4	6.8	
at Baylor	12/21/18	*	31	2-2	1.000	0-0	.000	0-0	.000	3	1	4	4.9	3	0	2	4	0	4	6.6	
at Arizona	01/17/19	*	25	2-4	.500	0-0	.000	1-2	.500	1	6	7	5.1	3	1	0	2	0	5	6.5	
at Arizona State	01/19/19	*	14	0-0	.000	0-0	.000	0-0	.000	1	5	6	5.1	3	0	1	0	0	0	6.0	
WASHINGTON	01/24/19	*	18	1-3	.333	0-0	.000	0-0	.000	0	0	0	4.8	3	0	0	0	0	2	5.7	
WASHINGTON ST.	01/27/19	*	26	8-10	.800	0-0	.000	4-5	.800	1	3	4	4.8	0	0	0	3	0	20	6.6	
at Utah	01/31/19	*	22	2-5	.400	0-1	.000	0-0	.000	0	3	3	4.6	4	0	0	3	1	4	6.5	
at Colorado	02/02/19	*	24	3-4	.750	0-0	.000	1-5	.200	0	2	2	4.5	4	1	1	4	0	7	6.5	
CALIFORNIA	02/06/19	*	29	4-4	1.000	0-0	.000	3-3	1.000	2	3	5	4.5	1	1	3	4	2	11	6.7	
STANFORD	02/10/19	*	25	2-6	.333	0-0	.000	2-2	1.000	2	4	6	4.6	4	2	0	7	0	6	6.7	
at Oregon St.	02/16/19	*	27	1-2	.500	0-0	.000	2-2	1.000	0	2	2	4.5	0	2	1	0	0	4	6.6	
at Southern California	02/21/19	*	21	1-3	.333	0-0	.000	0-0	.000	0	2	2	4.4	2	0	4	1	0	2	6.4	
at UCLA	02/23/19	*	33	6-11	.545	0-0	.000	4-5	.800	4	5	9	4.6	3	0	1	2	1	16	6.8	
ARIZONA ST.	02/28/19	*	27	3-4	.750	0-0	.000	0-0	.000	1	5	6	4.6	1	0	2	0	0	6	6.8	
ARIZONA	03/02/19	*	22	2-7	.286	0-0	.000	1-2	.500	0	3	3	4.6	1	0	0	3	0	5	6.7	
at Washington St.	03/06/19	*	24	1-2	.500	0-0	.000	0-1	.000	0	4	4	4.5	5	0	1	2	3	2	6.5	
at Washington	03/09/19	*	21	3-4	.750	0-0	.000	0-0	.000	0	4	4	4.5	3	0	1	2	0	6	6.5	
vs Washington State	03/13/19	*	18	2-2	1.000	0-0	.000	0-0	.000	2	3	5	4.5	4	4	2	2	0	4	6.4	
vs Utah	03/14/19	*	23	3-4	.750	0-0	.000	0-0	.000	1	5	6	4.6	1	0	2	0	0	6	6.4	
vs Arizona State	03/15/19	*	15	2-2	1.000	0-0	.000	0-2	.000	2	2	4	4.6	5	0	1	4	0	4	6.3	
vs Washington	03/16/19	*	28	2-5	.400	0-0	.000	0-0	.000	2	5	7	4.6	3	1	3	4	1	4	6.2	
Totals			24	711	76-132	.576	0-1	.000	41-60	.683	41	103	144	4.6	79	20	45	62	11	193	6.2

Games played: 31
Minutes/game: 22.9
Points/game: 6.2
FG Pct: 57.6
3FG Pct: 0.0
FT Pct: 68.3

Rebounds/game: 4.6
Assists/game: 0.6
Turnovers/game: 1.5
Assist/turnover ratio: 0.4
Steals/game: 0.4
Blocks/game: 2.0

5 THINGS OFF THE COURT

Hidden Talent: Drawing
Super Power: Mind reader
Favorite NBA Team: Los Angeles Lakers
Favorite Snack: Sub sandwich
Sport Other Than Basketball: Baseball

CAREER

• Ranks 3rd in UO career blocks with 154. Next up is Chris Boucher (189/2015-17).

2018-19 | SOPHOMORE SEASON

- Named to the Pac-12 all-defensive team for the second year in a row.
- Ranked 3rd in the Pac-12 with 2.0 blocks per game.
- Helped lead Oregon's defensive effort in the Pac-12 Tournament with four blocks against both Arizona State in the semifinal and versus Washington in the title game.
- Scored 16 points with 9 rebounds 2/23 at UCLA.
- Tied his career high with seven blocks against Stanford.
- Made it back-to-back games with four blocks when he reached that figure against both Colorado and California.
- Tied his career-best with 20 points vs. Washington State.
- Posted 6 rebounds vs. Arizona State.
- Returned from injury on Jan. 17 at Arizona, his first game since Dec. 21, to record 7 rebounds, 5 points and 2 blocks.
- Suffered a fractured jaw late in the game at Baylor and missed the next four games.
- Tied season high with 4 blocks at Baylor, where he also matched his career high playing 31 minutes.
- Led Oregon with 7 rebounds vs. Florida A&M.
- Tallied a career-high 3 assists vs. Boise State.
- Earned a career-high 20 points vs. Omaha.
- Registered 8 points, 6 rebounds, and 4 blocks vs. Green Bay.
- Netted 12 points and had 6 rebounds vs. Syracuse.
- Second-highest on team with 9 rebounds vs. Eastern Washington.

YEAR-BY-YEAR CAREER STATISTICS

Season	GP-GS	Min./Avg.	FG-FGA	pct.	3FG-3FGA	pct.	FT-FTA	pct.	off	def	tot	avg.	pf	fo	asst	to	blk	stl	Points	Avg.
2017-18	36-10	711/19.8	96-141	.681	0-1	.000	38-64	.594	48	115	163	4.5	98	4	11	32	92	22	230	6.4
2018-19	31-24	711/22.9	76-132	.576	0-1	.000	41-60	.683	41	103	144	4.6	79	2	20	45	62	11	193	6.2
TOTAL	67-34	1422/21.2	172-273	.630	0-2	.000	79-124	.637	89	218	307	4.6	177	6	31	77	154	33	423	6.3

2018-19

Points	20	Omaha (12-8-18)
		Washington State (1-27-19)
FG Made	9	Omaha (12-8-18)
FG Att.	12	Omaha (12-8-18)
3 PT Made	0	
3 PT Att.	1	at Utah (1-31-19)
FT Made	8	Green Bay (11-20-18)
FT Att.	12	Green Bay (11-20-18)
Rebounds	9	Eastern Washington (11-9-18)
		at UCLA (2-23-19)
Assists	4	vs. Washington State (3-14-19)
Steals	3	at Washington State (3-6-19)
Blocks	7	Stanford (2-11-19)
Minutes	33	at UCLA (2-23-19)

CAREER HIGHS

Points	20	Omaha (12-8-18)
		Washington State (1-27-19)
FG Made	9	Omaha (12-8-18)
FG Att.	12	Omaha (12-8-18)
3 PT Made	0	
3 PT Att.	1	at UCLA (2-17-18)
		at Utah (1-31-19)
FT Made	8	Green Bay (11-20-18)
FT Att.	12	Green Bay (11-20-18)
Rebounds	13	Alabama State (11-17-17)
Assists	4	vs. Washington State (3-14-19)
Steals	3	at Washington State (3-6-19)
Blocks	7	Washington (2-8-18)
		Stanford (2-11-19)
Minutes	33	at UCLA (2-23-19)

MISCELLANEOUS STATS

CATEGORY	2018-19	CAREER
Double-digit scoring	5	16
20+ point games	2	2
Double-digit rebounding		3
Double-doubles		3
Led UO in scoring	1	2
Led UO in rebounding	5	10
Led UO in assists	1	1
Led UO in steals	4	7
Led UO in blocks	18	47
5+ assist games		
3+ steal games	1	1
3+ block games	11	30

HEAD COACH DANA ALTMAN



DANA ALTMAN

EXPERIENCE

Oregon Experience	9th Season
Oregon Record (30th year)	233-95
Career Record (34th year)	766-362
NCAA Division I Record	643-338
Alma Mater	Eastern New Mexico (1980)
	Western State (1981)

COACHING EXPERIENCE BY YEAR

2011-Pres.	Oregon (Head Coach)
1995-10	Creighton (Head Coach)
1991-94	Kansas State (Head Coach)
1990	Marshall (Head Coach)
1987-89	Kansas State (Asst. Coach)
1984-86	Moberly (Mo.) JC (Head Coach)
1983	Southeast (Neb.) JC (Head Coach)

DANA ALTMAN QUICK HITS

- One of six active coaches with 22 consecutive winning seasons.
- 10th active coach, 34th all-time, to reach 600 career wins at the Division I level.
- Has won more games in his first nine seasons than any coach in Oregon history.
- 14 career NCAA Tournament appearances, with three Sweet 16s, two Elite Eights and one Final Four (2017).
- Is the winningest coach in Pac-12 Tournament history (18).
- 2013 Jim Phelan National Coach of the Year.
- Three-time Pac-12 Coach of the year (2013, 2015, 2016).
- 5 Ducks selected in the last four NBA Drafts.
- Has a .500 or better record in 27 of 30 seasons as a Division I head coach.
- Named the Missouri Valley Conference all-Centennial team coach.
- Was a walk-on at Southeast Junior College.
- Is an Eagle Scout.

Dana Altman is one of only six active coaches in NCAA Division I with 22 consecutive winning seasons. He is part of an exclusive fraternity that includes Hall-of-Famers Mike Krzyzewski, Tom Izzo, Roy Williams, Bill Self and Jim Boeheim.

He is the 34th head coach to record 600 career wins at the Division I level. He needs just three more wins to become the winningest head coach in Oregon history. In 2016-17, Altman led Oregon back to the Final Four for the first time in 78 years.

In 2019, he became the winningest coach in Pac-12 Tournament history with 18 victories.

The 2013 National Coach of the Year and three-time Pac-12 Coach of the Year has won more games in his first nine seasons than any coach in Oregon history. Altman is 233-95 in Eugene, and 643-338 in 29 seasons as a head coach at the NCAA Division I level in stints at Oregon, Creighton, Kansas State and Marshall.

Altman, the 19th head coach in the history of the University of Oregon men's basketball program, has led the Ducks to nine consecutive 20-win seasons and eight postseason appearances. He led Oregon to five straight NCAA Tournaments (2013-17) for the first time in school history, winning at least one game in each of those years. Included in those NCAA appearances are a Final Four (2017), two Elite Eights (2016, 2017) and three Sweet 16s (2013, 2016, 2017). Altman now has 21 seasons of 20-plus wins to his credit (11 at Creighton, nine at Oregon, one at Kansas State).

In addition to another 20-win season and a postseason appearance, the 2017-18 season saw another first for Altman when Troy Brown Jr. became his first career NBA first round draft choice (No. 15 overall, Washington).

Oregon entered the 2016-17 season with lofty expectations, and the Ducks lived up to every one of them. The Ducks won the Pac-12 title for the second consecutive season and advanced to the Final Four for the first time since the 1939 Webfoots won the very first NCAA title. Along the way, Oregon won a program-record 33 games and also reached a high-water mark for conference victories with 16. Dillon Brooks was named the Pac-12 player of the year and a consensus All-American, while Jordan Bell was the Pac-12 defensive player of the year and the NCAA Midwest Regional most outstanding player. Jordan, Brooks and Tyler Dorsey were all selected in the 2017 NBA Draft.

The 2015-16 season saw Altman reach new heights as a coach and achieve honors matched only by some of the very best mentors in the history of the Pac-12 Conference. Altman guided Oregon to the Pac-12's regular season and conference title in the same year for the first time in school history. He also reached the NCAA's Elite Eight for the first time and was named Pac-12 Coach of the Year for the third time in four seasons, a feat matched only by Hall of Famer Lute Olson of Arizona. The individual honors won by players under his guidance included all-American Brooks, Pac-12 Tournament MOP Elgin Cook, Pac-12 all-defensive selection Chris Boucher and Pac-12 all-freshman pick Dorsey.

In 2014-15, in one of the finest coaching performances of his career, Altman guided a team that had only three returning scholarship players to a 26-10 record, a runner-up finish in the Pac-12 (13-5) and the second round of the NCAA Tournament. He was the runaway choice for Pac-12 Coach of the Year, while Joseph Young tied the school single-season scoring record in being named Pac-12 Player of the Year. Cook was an all-Pac-12 second-team selection, while Bell and Brooks made the Pac-12's all-freshman team.

The 2013-14 season saw Altman win his 500th game as a Division I head coach when Oregon defeated Washington on Feb. 19. He also joined Basketball Hall of Famer Howard Hobson as the only men to lead Oregon to four consecutive 20-win seasons. He guided Oregon to a 24-10 overall record and an NCAA Tournament win. Young was an all-conference second team selection and an all-Pac-12 tournament pick, while Mike Moser was an honorable mention selection by the conference.

Altman's 2012-13 Oregon Ducks became the first UO team since 2008 to qualify for the NCAA Tournament. The Ducks finished the season 28-9 and won the Pac-12 Tournament. Altman was named the Pac-12 Coach of the Year before going on to earn Jim Phelan National Coach of the Year honors. Senior E.J. Singler was an all-league first team selection, while Johnathan Loyd was named Most Outstanding Player of the Pac-12 Tournament as the honors were spread around nearly the entire team. Senior Arsalan Kazemi was a Pac-12 all-defensive pick before going on to become a second round draft choice of the NBA's Philadelphia 76ers.

During the 2011-12 season, Altman led the Ducks to a 24-10 overall record and a 13-5 Pac-12 Conference mark which was good for a share of second place in the final league standings. The Ducks earned a bid to the National Invitation Tournament and recorded victories over LSU and Iowa before falling at top-seed Washington in the tournament quarterfinals. Under Altman's tutelage, Devoe Joseph became the first Duck since the 2006-07 season to be named first team all-conference, while Singler was named to the all-conference second team.

In his first season at Oregon, Altman led the Ducks to just the 12th season of 20+ victories in the history of the program. He became just the third UO head coach to tally 20+ wins in his first season on the job. Oregon went 21-18 overall and 7-11 in Pac-12 play. Altman posted the second-highest win total of any first-year UO head coach.

Only John Warren (30 wins in 1944-45) posted more in his first year on the sidelines. Oregon participated in the 2011 College Basketball Invitational, defeating Altman's former team - Creighton - in the best-of-three championship series.

Altman arrived at UO after spending 16 seasons at Creighton where he became the school's all-time winningest coach with a record of 327-176 (.650). He led the Blue Jays to 13 consecutive postseason appearances, a stretch of 11 straight seasons with 20-plus wins, all while producing 10 or more league victories in each of the last 14 seasons. Those three feats were unmatched in the 103 years of the Missouri Valley Conference.

He won four Coach-of-the-Year awards from three different conferences in a span of 13 seasons, including back-to-back MVC coaching honors while he was at the Omaha, Neb., school in 2001 and 2002. Altman was a finalist for the Naismith National Coach of the Year Award and was named the NABC District 12 and USBWA District VI Coach of the Year following the 2002-03 campaign.

Creighton participated in seven NCAA Men's Basketball Tournaments and five National Invitation Tournaments under Altman, advancing to the second round of the NCAA championships in both the 1998-99 and 2001-02 seasons. He led the school to a MVC regular-season title in 2000-01 - its first in 10 years. The Bluejays posted a school-record 29 wins in 2002-03, finishing the season 15th in the Coaching Press poll and 23rd in the coaches' voting.

Altman finished his career at Creighton ranking third all-time on the MVC list of all-time wins (327), trailing only Basketball Hall of Fame coaches Henry Iba (486) and Eddie Hickey (337). In 2007, he was one of 10 coaches named as part of the MVC's All-Centennial Team. His teams claimed shares of three regular-season Missouri Valley Conference championships (including the 2008-09 crown) and six conference post-season tournament titles. Creighton inducted Altman into its athletics hall of fame in 2018.

Student-athletes under his direction at CU earned six All-America honors on the court and four Academic All-America laurels in the classroom. Three players he coached at Creighton - Kyle Korver, Rodney Buford and Anthony Tolliver - have played in the NBA.

Altman compiled a 68-54 record in four seasons (1990-94) at Kansas State. During that time, Altman led the Wildcats to three straight postseason tourneys and was named the Big Eight Conference Coach of the Year after leading KSU to a 19-11 record and an appearance in the NCAA Tournament in 1993.

Altman's final Kansas State club turned heads nationally with a 68-64 win at No. 1 Kansas on Jan. 17, 1994. K-State eventually advanced to play in the NIT Final Four. Altman's success at KSU followed him from a brief head coaching stint at Marshall where he was named Southern Conference Coach of the Year in 1990.

While head coach at Southeast Junior College in Fairbury, Neb., his first team (1982-83) rolled to a 29-6 record and a third-place finish in the junior college national tournament and Altman was honored as both Region 9 and the Nebraska College Coach of the Year.

In 1983, Altman accepted the head coaching position at Moberly (Mo.) Junior College, with a three-year run resulting in a staggering 94-18 record (25-9 in 1983-84; 35-5 with a third-place finish at the national tourney in 1984-85; and a 34-4 mark in 1985-86 with a sixth-place finish at nationals).

He was named Region 16 Coach of the Year in both the 1984-85 and 1985-86 seasons, and was also a finalist for 1986 National Junior College Athletic Association Coach of the Year accolades.

Altman's playing career began at Southeast Junior College in 1976, where he captained teams to a 22-10 mark in his freshman year and a 26-5 record in his sophomore season.

Altman completed his undergraduate education and playing career at Eastern New Mexico University. After earning his associate degree in business administration from Southeast in 1978, Altman graduated magna cum laude from Eastern New Mexico in 1980 with his bachelor's degree in the same field.

Altman received his master of business administration degree from Western (Colo.) State in 1981. He served as an assistant coach on the Western State staff from 1980-82.

At Wilber (Neb.) High School, Altman was a two-sport letterman, earning all-conference honors as a quarterback on the football team and as a guard in basketball. Altman was born June 16, 1958, in Crete, Neb. He and his wife, the former Reva Phillips of Stanton, Neb., have three sons, Jordan, Chase and Spencer, and one daughter, Audra.

TEAM RECORDS

Game

Points	128 vs. Savannah State, 12-3-2016
Points, Conference Game	115 vs. Washington State, 2-21-2002
Field Goals Made	54 vs. Savannah State, 12-3-2016
Field Goal Attempts	109 vs. Idaho, 2-14-1947+
Field Goal Percentage	710 vs. Arizona, 1-31-1983
3-Point Field Goals Made	18 at California, 2-9-2008 (31 attempts)
3-Point Field Goal Attempts	39 vs. DePaul, 11-24-2017 (15 made); vs. UCLA, 2-17-2018 (13 made)
3-Point Field Goal Percentage	857 vs. Arizona State, 1-2-1987 (6-7); vs. Washington, 1-22-1987 (6-7)
Free Throws Made	39 vs. Rice, 12-30-1977
Free Throw Attempts	54 vs. Washington, 2-10-2005
Free Throw Percentage	1.000 vs. Washington State, 1-25-2003 (19-19)
Rebounds	77 vs. Brigham Young, 1-28-1955
Personal Fouls	41 vs. Oregon State, 11-9-1947; at California, 2-10-1977
Assists	36 vs. Savannah State, 12-3-2016
Turnovers	31 vs. UNC Charlotte, 12-27-1979; at Illinois-Chicago, 11-23-1999
Blocked Shots	13 vs. Arkansas State, 11-25-2015; vs. Army, 11-10-2016
Steals	17 vs. West Florida, 11-30-1995; vs. Grambling State, 11-24-2002; vs. San Jose State, 11-20-2010

Season

Games	45, 1944-45&
Points	3,076, 2016-17 (39 games)
Scoring Average	85.5, 2001-02 (35 games; 2,994 points)
Field Goals Made	1,091, 2016-17 (2,270 attempts)
Field Goal Attempts	2,287, 2010-11
Field Goal Percentage	.522, 1983-84 (742-1,422)
3-Point Field Goals Made	350, 2006-07 (897 attempts)
3-Point Field Goal Attempts	908, 2017-18+
3-Point Field Goal Percentage	.422, 2001-02 (304-721)
Free Throws Made	668, 2013-14 (865 attempts)
Free Throw Attempts	971, 1952-53+
Free Throw Percentage	.804, 2013-14 (668-865)
Rebounds	1,582, 1950-51
Rebound Average	52.2, 1951-52
Personal Fouls	832, 1975-76
Assists	614, 2016-17
Turnovers	555, 2012-13
Blocks	248, 2016-17+
Steals	321, 2010-11

& - NCAA Record + - Pac-12 Record

INDIVIDUAL RECORDS

Game

Points	43, Greg Ballard vs. Oral Roberts, 3-9-1977
Field Goals Made	17, Stan Love vs. California, 2-13-1970 (26 attempts)
Field Goal Attempts	33, Nick Jones vs. Washington, 1-13-1967
Field Goal Percentage	1.000, Bryce Taylor vs. USC, 3-10-2007 (11-11)
3-Point FG Made	10, Tajuan Porter vs. Port. St., 11-12-2006 (12 attempts)+
3-Point FG Attempts	15, Kevin Mixon at Nevada, 12-15-1990 (4 made); Orlando Williams at California, 3-3-1994 (6 made); Orlando Williams vs. Texas, 3-16-1995 (5 made); James Davis vs. Arizona State, 2-21-2004 (6 made); Chamberlain Oguchi, at Arizona, 2-9-2006 (6 made); Tajuan Porter vs. Nebraska, 12-15-2007 (7 made)
3-Point FG Percentage	1.000, Bryce Taylor vs. USC, 3-10-2007 (7-7)+
Free Throws Made	18, Chuck Rask vs. Oregon State, 3-5-1960 (19 attempts); Charlie Franklin vs. Washington State, 1-25-1967 (21 attempts)
Free Throw Attempts	21, Charlie Franklin vs. Washington State, 1-25-1967 (18 made)
Consecutive Free Throws	16, Kenya Wilkins at USC, 3-9-1995 (16-16)
Rebounds	32, Jim Loscutoff vs. Brigham Young, 1-28-1955
Assists	17, Ron Lee vs. Villanova, 12-23-1974
Turnovers	13, Ron Lee vs. Indiana, 12-24-1973
Blocked Shots	9, Chris Boucher vs. Arkansas State, 11-25-2015
Steals	9, Kenya Wilkins at Boise State, 12-20-1996

Season

Points	745, Terrell Brandon, 1990-91*, Joseph Young, 2014-15*
Scoring Average	26.6, Terrell Brandon, 1990-91*
Field Goals Made	273, Terrell Brandon, 1990-91
Field Goal Percentage	.681, Kenny Wooten, 2017-18 (96-141)
3-Point FG Made	110, Tajuan Porter, 2006-07
3-Point FG Percentage (Min. 25 made)	.504, Jason Calliste, 2013-14 (65-129)
Free Throws Made	178, Joevan Catron, 2010-11
Free Throw Percentage (Min. 50 made)	.930, Elijah Brown, 2017-18 (80-86)
Consecutive Free Throws Made	62, Luke Ridnour, 2002-03+^
Rebounds	465, Bob Peterson, 1951-52
Personal Fouls	119, Gerald Willett, 1974-75; 119, MiKyle McIntosh, 2017-18
Disqualifications	13, Felton Sealey, 1977-78
Assists	218, Luke Ridnour, 2002-03
Turnovers	129, Luke Ridnour, 2002-03
Blocked Shots	110, Chris Boucher, 2015-16
Steals	89, Malcolm Armstead, 2010-11

* - Includes three-point field goals

+ - Pac-12 Record

^ - Also Oregon career record



Greg Ballard scored 43 points against Oral Roberts in 1977, a record for the most points scored in a single game at Oregon.



Tajuan Porter holds the school record for three-pointers made in a single game (10, vs. Portland State - Nov. 12, 2006).

FIRST NCAA CHAMPIONS -- THE TALL FIRS

Oregon's 1939 basketball team earned a niche in sports history by winning the first NCAA championship basketball tournament ever held.

With a first unit composed of four native Oregonians and one Washingtonian, Coach Howard Hobson guided the Tall Firs to a 29-5 season record and Oregon's only NCAA basketball title.

The starting five listed three All-Americans in 6-foot 8-inch Urgel 'Slim' Wintermute from Longview, Wash., sharp-shooting Laddie Gale, a 6-4 forward from Oakridge and 5-8 guard Bobby Anet from Astoria. In addition, John Dick, a 6-4 forward from The Dalles, earned All-America honors the following season.

The guard spots were manned by Astorians Anet and 5-11 Wally Johansen. The two had teamed since their grade school days in Astoria.

For reserve strength, Hobson called on the likes of Bob Hardy, Red McNeely, Ford Mullen, Matt Pavalunas, Earl Sandness and Ted Sarpola. Gale, Wintermute, Anet, Johansen and Mullen played on three consecutive Northern Division championship teams.

The Ducks posted a 10-3 non-conference record, highlighted by a two-week Christmas tour that opened in Madison Square Garden with a 38-36 loss to CCNY and concluded with a 50-46 defeat at the hands of Stanford.

In between, however, the Tall Firs won six of seven games giving them a highly respectable 6-3 road mark against some of the nation's finest teams.


Oregon powered to the Northern Division title with a 14-2 record, sweeping four-game series from Idaho and Washington and capturing three of four battles each with Oregon State and Washington State.

That set the stage for a best-of-three playoff with Southern Division champion California at McArthur Court. Before capacity crowds, the Ducks captured the Pacific Coast Conference title in two games. Gale scored 18 points and Wintermute added 11 as the Ducks won the opener, 54-40, and Wintermute and Dick each tallied 16 points in the 53-47 triumph that put Oregon in the NCAA Western Playoffs.

Oregon quickly went to work in the Western Playoffs at Treasure Island, knocking off Texas, 56-41, and dumping Oklahoma, 55-37.

On March 27, the Tall Firs faced Ohio State on the neutral Northwestern University court at Evanston, Ill., for the national title. Dick scored 13 points and Gale and Anet contributed 10 apiece as the Ducks rolled to a 46-33 victory and the NCAA crown.

Huge crowds welcomed them in Portland and Eugene to climax one of the legendary events in the state's athletic history.



THE TALL FIRS—Front (L-R): Wally Johansen, Slim Wintermute, Bobby Anet, Coach Howard Hobson, Laddie Gale, John Dick; Back (L-R): Bob Hardy, Red McNeely, Jay Langston, Ford Mullen, Matt Pavalunas, Trainer Bob Officer, Ted Sarpola, Earl Sandness

OREGON IN THE NCAA TOURNAMENT FACTS

Championships: 1 (1939)
 Final Four: 2 (1939, 2017)
 Regional Finals: 6 (1939, 1960, 2002, 2007, 2016, 2017)
 Regional Semifinals: 8 (1939, 1945, 1960, 2002, 2007, 2013, 2016, 2017)
 Elite Eight: 7 (1939, 1945, 1960, 2002, 2007, 2016, 2017)
 Sweet 16: 6 (1960, 2002, 2007, 2013, 2016, 2017)
 Total Appearances: 15 (23-14 record)

1939 (8 TEAMS)

Western Regional Semifinal (San Francisco, Calif.)
 Oregon 56, Texas 41
 Western Regional Final (San Francisco, Calif.)
 Oregon 55, Oklahoma 37
 NCAA Championship (Evanston, Ill.)
 Oregon 46, Ohio State 33

1945 (8 TEAMS)

Western Regional Semifinal (Kansas City, Mo.)
 Arkansas 79, Oregon 76
 Western Regional Third Place (Kansas City, Mo.)
 Oregon 69, Utah 66

1960 (25 TEAMS)

West Regional First Round (Corvallis, Ore.)
 Oregon 68, New Mexico State 60
 West Regional Semifinals (Seattle, Wash.)
 Oregon 65, Utah 54
 West Regional Final (Seattle, Wash.)
 California 70, Oregon 49

1961 (24 TEAMS)

West Regional First Round (Portland, Ore.)
 USC 81, Oregon 79

1995 (64 TEAMS)

West Regional First Round (Salt Lake City, Utah)
 #11 Texas 90, #6 Oregon 73

2000 (64 TEAMS)

East Regional First Round (Buffalo, N.Y.)
 #10 Seton Hall 72, #7 Oregon 71 (OT)

2002 (65 TEAMS)

Midwest Regional First Round (Sacramento, Calif.)
 #2 Oregon 81, #15 Montana 62
 Midwest Regional Second Round (Sacramento, Calif.)
 #2 Oregon 92, #7 Wake Forest 87
 Midwest Regional Semifinal (Madison, Wis.)
 #2 Oregon 72, #6 Texas 70
 Midwest Regional Final (Madison, Wis.)
 #1 Kansas 104, #2 Oregon 86

2003 (65 TEAMS)

Midwest Regional First Round (Nashville, Tenn.)
 #9 Utah 60, #8 Oregon 58



Oregon's second NCAA Tournament team defeated Utah in a 1945 consolation game.

2007 (65 TEAMS)

Midwest Regional First Round (Spokane, Wash.)
 #3 Oregon 58, #14 Miami (Ohio) 56
 Midwest Regional Second Round (Spokane, Wash.)
 #3 Oregon 75, #11 Winthrop 61
 Midwest Regional Semifinal (St. Louis, Mo.)
 #3 Oregon 76, #7 Nevada-Las Vegas 72
 Midwest Regional Final (St. Louis, Mo.)
 #1 Florida 85, #3 Oregon 77

2008 (65 TEAMS)

South Regional First Round (Little Rock, Ark.)
 #8 Mississippi State 76, #9 Oregon 69

2013 (68 TEAMS)

Midwest Regional Second Round (San Jose, Calif.)
 #12 Oregon 68, #5 Oklahoma State 55
 Midwest Regional Third Round (San Jose, Calif.)
 #12 Oregon 74, #4 Saint Louis 57
 Midwest Regional Semifinal (Indianapolis, Ind.)
 #1 Louisville 77, #12 Oregon 69

2014 (68 TEAMS)

West Regional Second Round (Milwaukee, Wis.)
 #7 Oregon 87, #10 Brigham Young 68
 West Regional Third Round (Milwaukee, Wis.)
 #2 Wisconsin 85, #7 Oregon 77

2015 (68 TEAMS)


West Regional Second Round (Omaha, Neb.)
 #8 Oregon 79, #9 Oklahoma State 73
 West Regional Third Round (Omaha, Neb.)
 #1 Wisconsin 72, #8 Oregon 65

2016 (68 TEAMS)

West Regional First Round (Spokane, Wash.)
 #1 Oregon 91, #16 Holy Cross 52
 West Regional Second Round (Spokane, Wash.)
 #1 Oregon 69, #8 Saint Joseph's 64
 West Regional Semifinal (Anaheim, Calif.)
 #1 Oregon 82, #4 Duke 68
 West Regional Final (Anaheim, Calif.)
 #2 Oklahoma 80, #1 Oregon 68

2017 (68 TEAMS)

Midwest Regional First Round (Sacramento, Calif.)
 #3 Oregon 93, #14 Iona 77
 Midwest Regional Second Round (Sacramento, Calif.)
 #3 Oregon 75, #11 Rhode Island 72
 Midwest Regional Semifinal (Kansas City, Mo.)
 #3 Oregon 69, #7 Michigan 68
 Midwest Regional Final (Kansas City, Mo.)
 #3 Oregon 74, #1 Kansas 60
 NCAA Final Four / National Semifinal (Glendale, Ariz.)
 #1 North Carolina 77, #3 Oregon 76



The 1994-95 team ended a 34-year NCAA Tournament drought for the Ducks.

OREGON NCAA SINGLE GAME RECORDS

Points

1.	33	Tajuan Porter	vs. Nevada-Las Vegas	3/23/2007
2.	32	Fred Jones	vs. Kansas	3/24/2002
3.	30	Joseph Young	vs. Wisconsin	3/22/2015
4.	29	Luke Jackson	vs. Kansas	3/24/2002
	29	Joseph Young	vs. Wisconsin	3/22/2014
6.	28	Luke Ridnour	vs. Wake Forest	3/16/2002
7.	27	Aaron Brooks	vs. Florida	3/25/2007
	27	Joseph Young	vs. Oklahoma State	3/20/2015
	27	Tyler Dorsey	vs. Rhode Island	3/17/2017
	27	Tyler Dorsey	vs. Kansas	3/25/2017

Field Goals Made

1.	13	Fred Jones	vs. Kansas	3/24/2002
2.	12	Joseph Young	vs. Wisconsin	3/22/2015
3.	11	Aaron Brooks	vs. Florida	3/25/2007
4.	10	Dick Wilkins	vs. Arkansas	3/23/1945
	10	Luke Jackson	vs. Texas	3/22/2002
	10	Joseph Young	vs. Wisconsin	3/22/2014

Field Goals Attempted

1.	25	Joseph Young	vs. Wisconsin	3/22/2015
2.	23	Fred Jones	vs. Kansas	3/24/2002
3.	20	Orlando Williams	vs. Texas	3/16/1995
	20	Fred Jones	vs. Wake Forest	3/16/2002
	20	Dillon Brooks	vs. Rhode Island	3/17/2017

3-Point Field Goals Made

1.	8	Tajuan Porter	vs. Nevada-Las Vegas	3/23/2007
2.	7	Luke Ridnour	vs. Wake Forest	3/16/2002
3.	6	Tyler Dorsey	vs. Kansas	3/25/2017
4.	5	Orlando Williams	vs. Texas	3/16/1995
	5	Aaron Brooks	vs. Winthrop	3/18/2007
	5	Damyean Dotson	vs. Saint Louis	3/23/2013
	5	Tyler Dorsey	vs. Michigan	3/23/2017

3-Point Field Goals Attempted

1.	15	Orlando Williams	vs. Texas	3/16/1995
2.	13	Tajuan Porter	vs. Mississippi State	3/21/2008
3.	12	Tajuan Porter	vs. Nevada-Las Vegas	3/23/2007
4.	11	Luke Ridnour	vs. Wake Forest	3/16/2002
5.	10	Tajuan Porter	vs. Florida	3/25/2007
	10	Tyler Dorsey	vs. Kansas	3/25/2017

Free Throws Made

1.	12	Tyler Dorsey	vs. North Carolina	4/1/2017
2.	11	Jason Calliste	vs. Brigham Young	3/20/2014
	11	Jason Calliste	vs. Wisconsin	3/22/2014
	11	Elgin Cook	vs. Oklahoma	3/26/2016
5.	10	Luke Jackson	vs. Wake Forest	3/16/2002

Free Throws Attempted

1.	12	Jason Calliste	vs. Brigham Young	3/20/2014
	12	Elgin Cook	vs. Oklahoma	3/26/2016
	12	Tyler Dorsey	vs. North Carolina	4/1/2017
4.	11	Dale Herron	vs. California	3/12/1960
	11	Robert Johnson	vs. Montana	3/14/2002
	11	Ian Crosswhite	vs. Utah	3/23/2003
	11	Jason Calliste	vs. Wisconsin	3/22/2014

Rebounds

1.	17	Arsalan Kazemi	vs. Oklahoma State	3/21/2013
2.	16	Arsalan Kazemi	vs. Saint Louis	3/23/2013
	16	Jordan Bell	vs. North Carolina	4/1/2017
4.	13	Elgin Cook	vs. Holy Cross	3/18/2016
	13	Jordan Bell	vs. Michigan	3/23/2017
	13	Jordan Bell	vs. Kansas	3/25/2017

Assists


1.	9	Kenya Wilkins	vs. Texas	3/16/1995
2.	8	Luke Jackson	vs. Texas	3/22/2002
	8	Casey Benson	vs. Duke	3/24/2016
4.	7	Luke Ridnour	vs. Kansas	3/24/2002
5.	6	(4 tied)		

Blocks

1.	8	Jordan Bell	vs. Kansas	3/25/2017
2.	4	Chris Christofferson	vs. Texas	3/22/2002
	4	Jordan Bell	vs. Oklahoma State	3/20/2015
	4	Jordan Bell	vs. Wisconsin	3/22/2015
	4	Jordan Bell	vs. North Carolina	4/1/2017

Steals

1.	4	Fred Jones	vs. Kansas	3/24/2002
	4	Dominic Artis	vs Oklahoma State	3/21/2013
3.	3	(11 tied)		



The 2001-02 squad captured the school's first outright conference title in 63 years and advanced to the NCAA Regional final for the first time in 42 years.



The Ducks won 29 games in 2006-07, including the Pac-10 tournament championship, and advanced to the Elite 8 for the second time this decade where they fell to eventual national champion Florida.

OREGON NCAA TOURNAMENT HISTORY

OREGON NCAA CAREER RECORDS

Points

1.	162	Dillon Brooks	2015-17
2.	150	Tyler Dorsey	2016-17
3.	117	Elgin Cook	2014-16
4.	105	Joseph Young	2014-15
5.	102	Jordan Bell	2015-17
6.	96	Luke Jackson	2002-03
7.	88	Luke Ridnour	2002-03
8.	84	Fred Jones	2000-02
9.	83	Tajuan Porter	2007-08
10.	77	Malik Hairston	2007-08
Also	36	Payton Pritchard	2017

Field Goals Made

1.	59	Dillon Brooks	2015-17
2.	49	Tyler Dorsey	2016-17
3.	43	Jordan Bell	2015-17
4.	38	Elgin Cook	2014-16
5.	37	Joseph Young	2014-15
Also	11	Payton Pritchard	2017

Field Goals Attempted

1.	138	Dillon Brooks	2015-17
2.	101	Tyler Dorsey	2016-17
3.	71	Luke Jackson	2002-03
4.	70	Elgin Cook	2014-16
5.	67	Fred Jones	2000-03
	67	Luke Ridnour	2002-03
Also	31	Payton Pritchard	2017

3-Point Field Goals Made

1.	25	Tyler Dorsey	2016-17
2.	19	Tajuan Porter	2007-08
	19	Dillon Brooks	2015-17
4.	16	Luke Ridnour	2002-03
5.	10	Damyean Dotson	2013-14
Also	5	Payton Pritchard	2017

3-Point Field Goals Attempted

1.	54	Tyler Dorsey	2016-17
2.	53	Dillon Brooks	2015-17
3.	47	Tajuan Porter	2007-08
4.	38	Luke Ridnour	2002-03
5.	25	Casey Benson	2015-17
Also	18	Payton Pritchard	2017

Free Throws Made

1.	39	Elgin Cook	2014-16
2.	36	Tyler Dorsey	2016-17
4.	25	Dillon Brooks	2015-17
5.	22	Jason Calliste	2014
	22	Joseph Young	2014-15
Also	6	Payton Pritchard	2017

Free Throws Attempted

1.	49	Tyler Dorsey	2016-17
2.	48	Elgin Cook	2014-16
3.	31	Dillon Brooks	2015-17
4.	24	Joseph Young	2014-15
5.	23	Luke Jackson	2002-03
	23	Jason Calliste	2014
Also	7	Payton Pritchard	2017

Rebounds

1.	114	Jordan Bell	2015-17
2.	49	Elgin Cook	2014-16
3.	48	Dillon Brooks	2015-17
4.	45	Arsalan Kazemi	2013
5.	39	Tyler Dorsey	2016-17
Also	19	Payton Pritchard	2017

Assists

1.	32	Dillon Brooks	2015-17
2.	24	Johnathan Loyd	2013-14
3.	22	Luke Jackson	2002-03
	22	Luke Ridnour	2002-03
5.	19	Elgin Cook	2014-16
Also	10	Payton Pritchard	2017

Blocks

1.	33	Jordan Bell	2015-17
2.	6	Chris Christofferson	2002
	6	Dillon Brooks	2015-17
4.	4	Ben Carter	2013-14
5.	4	Chris Boucher	2016

Steals

1.	11	Luke Ridnour	2002-03
	11	Casey Benson	2015-17
3.	10	Jordan Bell	2015-17
4.	9	Fred Jones	2000-02
5.	8	Tyler Dorsey	2016-17
Also	6	Payton Pritchard	2017



The 2015-16 team became the first in program history to win both the Pac-12 regular season and tournament titles, and was awarded the UO's first No. 1 to the NCAA Tournament.



Oregon returned to the Final Four for the first time in 78 years when the 2016-17 squad won a school-record 33 games and defeated Kansas in the Midwest Regional final.

SERIES HISTORIES

Air Force	2-2	Florida	0-1	Navy	1-0	Savannah State	3-0
Alabama	3-1	Florida A&M	1-0	Nebraska	6-7	Seattle	5-4
Alabama-Birmingham	0-2	Florida State	0-1	Nebraska-Omaha	0-0	Seattle Pacific	4-0
Alabama State	2-0	Fresno State	12-2	Nevada	6-1	Seton Hall	0-1
Alaska-Anchorage	2-0	George Mason	1-0	Nevada-Las Vegas	4-2	South Carolina State	1-0
Alaska-Fairbanks	3-0	George Washington	1-0	New Mexico	2-6	Southeast Missouri State	1-0
Alcorn State	1-0	Georgetown	2-2	New Mexico State	2-2	Southern Illinois	2-0
Arizona	30-51	Georgia	1-0	New York, City College of	0-1	Southern Oregon	8-3
Arizona State	42-42	Georgia Tech	1-1	New York University	1-0	Springfield	1-0
Arkansas	0-3	Gonzaga	19-3	Niagara	1-0	Stanford	52-93
Arkansas-Pine Bluff	2-0	Grambling State	2-0	Nicholls State	1-0	Stephen F. Austin	2-0
Arkansas State	1-0	Hartford	1-0	North Carolina	0-5	Syracuse	0-0
Army	1-0	Hawaii	5-5	North Carolina Central	1-0		
Auburn	0-1	Hawaii-Hilo	1-0	North Dakota	1-0	Tampa	0-1
Augustana (S.D.)	1-0	Holy Cross	1-0	North Dakota State	1-0	Temple	4-1
		Houston	0-1	Northeastern	1-0	Tennessee	1-1
Ball State	1-0	Houston Baptist	1-0	Northern Arizona	6-1	Tennessee Tech	1-0
Baltimore	1-1	Howard	1-0	Northern Colorado	1-0	Texas	5-2
Baylor	1-1	Humboldt State	1-0	Northwestern	2-0	Texas Christian	1-0
Bethune-Cookman	2-0			Notre Dame	2-2	Texas-El Paso	1-1
Boise State	6-2					Texas-San Antonio	1-0
Boston University	1-1	Idaho	111-58	Oakland	1-2	Texas Southern	2-0
Bowie State	2-0	Idaho State	5-1	Ohio State	1-3	Texas Tech	2-1
Bowling Green	1-1	Illinois	2-4	Oklahoma	2-2	Toledo	1-0
Bradley	1-1	Illinois-Chicago	2-0	Oklahoma City	0-1	Tulsa	2-0
Brigham Young	14-8	Illinois State	1-0	Oklahoma State	3-0		
British Columbia	9-0	Indiana	0-3	Oral Roberts	3-0	UCLA	36-88
		Indiana State	0-1	Oregon State	163-187	USC	56-65
California	61-84	Iona	1-0	Pacific	7-2	Utah	20-10
UC Davis	4-0	Iowa	1-5	Pacific (Ore.)	9-0	Utah State	3-2
UC Irvine	6-2			Pacific Lutheran	2-0	Utah Valley	1-0
UC Riverside	2-0	Jackson State	1-0	Penn State	1-0		
UC San Diego	1-0	Jacksonville State	2-0	Pepperdine	4-1	Valparaiso	2-0
UC Santa Barbara	3-3			Portland	49-10	Vanderbilt	3-5
Cal Poly	1-0	Kansas	4-4	Portland State	12-2	Vermont	2-0
Cal Poly Pomona	1-0	Kansas State	2-2	Prairie View A&M	2-0	Villanova	1-1
Cal State Fullerton	3-0	Kentucky	0-1	Princeton	1-1	Virginia	0-2
Cal State Los Angeles	4-0			Providence	1-2	Virginia Commonwealth	0-1
Cal State Northridge	4-1	Lamar	2-1	Puget Sound	5-0	Virginia Tech	0-1
Canisius	2-1	LaSalle	0-1	Purdue	1-2		
Central Arkansas	1-0	Lehigh	1-0			Wake Forest	3-0
Central Michigan	1-0	Linfield	3-0	Redlands	1-0	Washington	115-189
Central Washington	2-0	Long Beach State	3-0	Rhode Island	2-1	Washington State	169-125
Charlotte	0-2	Long Island	1-6	Rice	3-1	Wayne State (Mich.)	1-2
Chicago State	1-0	Louisiana-Lafayette	1-1	Rider	1-0	Weber State	3-0
Chico State	3-0	Louisiana-Monroe	0-1	Richmond	0-2	West Florida	1-0
Cincinnati	0-2	Louisiana State	1-0	Rutgers	1-1	Western Carolina	1-0
Clemson	0-1	Louisiana Tech	0-1			Western Illinois	1-1
Cleveland State	1-0	Louisville	2-2	Sacramento State	5-0	Western Michigan	3-0
Colorado	8-10	Loyola (Ill.)	0-1	St. Bonaventure	0-1	Western Oregon	2-0
Colorado State	9-1	Loyola Marymount	2-0	St. James	1-0	Western Washington	1-0
Columbia	2-2			St. John's	1-1	Whitman	9-5
Concordia (Ore.)	1-0	Marquette	0-1	Saint Joseph's	2-0	Whitworth	1-0
Connecticut	1-1	Marshall	2-0	Saint Louis	2-0	Wichita State	5-3
Coppin State	3-0	Massachusetts	1-1	St. Martin's	4-0	Willamette	42-12
Cornell	1-0	Mercer	1-0	Saint Mary's	7-4	Winston-Salem State	1-0
Creighton	3-1	Miami (Ohio.)	2-0	St. Olaf	1-0	Winthrop	2-0
		Michigan	1-4	St. Peter's	1-0	Wisconsin	2-5
Dartmouth	0-1	Michigan State	2-1	San Diego	0-1	Wisconsin-Green Bay	2-2
Davidson	1-0	Minnesota	3-6	San Diego State	3-3	Wyoming	4-10
Dayton	0-1	Mississippi	1-1	San Francisco	8-2		
Delaware State	1-0	Mississippi State	0-1	San Francisco State	2-0	Xavier	1-2
Denver	6-1	Mississippi Valley State	2-0	San Jose State	12-2	Yale	1-0
DePaul	1-2	Missouri	0-5	Santa Clara	7-6		
Detroit	1-3	Missouri-St. Louis	1-0				
Doane	1-0	Montana	21-4				
Drake	2-0	Montana State	6-3				
Duke	1-1	Morgan State	1-0				
Duquesne	2-3	Morris Brown	1-0				
		Mount St. Mary's	1-0				
East Tennessee State	1-0						
Eastern Washington	2-0						

Bold indicates 2018-19 opponents



ROB MULLENS DIRECTOR OF ATHLETICS 9TH YEAR

A highly respected industry leader who has guided University of Oregon athletics to unprecedented heights, Rob Mullens is entering his ninth year as the Ducks' athletic director. Under his leadership, Oregon student-athletes have produced one of the most successful eras in UO history, including all-time best finishes for the Ducks in the NACDA Directors' Cup of ninth place in 2016-17 and 10th place in 2015-16, the only two top 10 finishes in Oregon history and a record point total in 2016-17. The Directors' Cup is a national assessment of an athletics department's overall achievements, and the Ducks have finished in the top 25 nationally in a school-record seven consecutive years.

Providing an exceptional student-athlete experience is at the core of the mission of Oregon Athletics, and Duck student-athletes are achieving excellence in the classroom and in competition. The academic standards have improved during Mullens' tenure, and the Ducks have produced 30 Academic All-Americans since the 2010-11 academic year while averaging more than 100 All-Pac 12 Academic selections annually. The student-athlete GPA for Spring 2018 was 3.12, while there is currently a 91% graduation rate for Oregon student-athletes who exhaust their eligibility.

Competitively, the Ducks have won 17 national championships during this decade, a total that led the nation from 2010-17. Oregon was the only school with multiple national championships during a five-year stretch from 2013-17 as well as one of only three schools (Penn State, Stanford) to win at least one national title in eight consecutive years from 2010-17.

Mullens serves in critical leadership roles nationally in both football and men's basketball, and he was named chairman of the College Football Playoff Committee in 2018. This season will be his third overall on the CFP Committee. In October 2017, Mullens was named to the initial Collegiate Advisory Council, the mission of which is to guide and strengthen Olympic sport programming at the collegiate level. The 11-member council is the first of its kind and represents the latest step taken by the USOC to increase collaboration with NCAA member institutions and conferences to elevate national engagement and support of Olympic sport opportunities.

Mullens also serves on the committee responsible for implementing the sweeping changes recommended in men's basketball by the Committee on College Basketball, a project that was chaired by Condeleeza Rice.

Since Mullens' arrival in Eugene, the Duck football team has claimed three conference championships and played in the inaugural College Football Playoff Championship Game, appearing in the national title game twice, while

also winning the Rose Bowl twice, in 2012 over Wisconsin and in 2014 over Florida State. Quarterback Marcus Mariota also became the school's first Heisman Trophy winner in 2014, and the Ducks are 80-26 overall on the gridiron, including three Pac-12 titles, five 10-win seasons and the highest scoring offense in the nation, during Mullens' tenure.

Oregon's basketball teams have also enjoyed considerable success lately, as the women's team led by head coach Kelly Graves, hired by Mullens in 2014, has advanced to consecutive Elite Eights (the 2017 appearance was the first in program history) and won both the Pac-12 regular season and tournament championships in 2018. The Oregon men's hoops squad advanced to the Final Four in 2017 for the first time since 1939. During the school-record 9th place Directors' Cup finish year of 2016-17, Oregon became the first college in the country to win the "triple crown" in women's track and field and cross country. The Women of Oregon captured the 2016 cross country title by a single point, scored a record number of points in winning the indoor track and field title, and then pulled off a stunning comeback to win the outdoor track and field title on the final event. This year, the Men of Oregon won their 12th consecutive Pac-12 title.

The Oregon's men's golf program won the national championship in 2016 and won the Pac-12 title in 2017 while also finishing as the national runner-up. The 2018 Ducks softball squad played in the College World Series for the fifth time this decade, and Oregon softball has won five Pac-12 titles in the last six years while also winning eight consecutive regional titles. Additionally, construction of Jane Sanders Stadium was completed in 2016, a facility considered one of the best for student-athletes and fans in all of college softball.

During the 2017-18 academic year, volleyball, women's tennis, men's tennis, women's golf, and men's golf also advanced to NCAA tournament postseason play, while women's tennis won their first-round match for the first time since 2014. Acrobatics and tumbling also recorded another top 10 finish.

In addition to Jane Sanders Stadium, the following facilities completed construction under Mullens' watch: Pape Field (2012), the Hatfield-Dowlin Football Complex (2013), and the Marcus Mariota Sports Performance Complex (2016). The new Hayward Field, slated to be the finest track and field stadium in the world, will finish construction in the spring of 2020.

Oregon's philosophy of fiscal efficiency during Mullens' tenure has also been recognized nationwide. Oregon athletics is one of only a handful of departments nationally that is self-sufficient as the Oregon brand continues to grow. That is a direct reflection of our generous donors who continue to help us achieve important fundraising results. Those three pillars — student-athlete experience, academic excellence and broad-based competitive excellence — comprise the foundation of Mullens' core beliefs as he oversees nearly 500 student-athletes and a budget of \$110 million. Mullens was named the University's 12th director of intercollegiate athletics on July 15, 2010, after arriving from the University of Kentucky, where he served as deputy director of athletics and managed day-to-day operations for Kentucky's 22-sport athletics department, with an annual operating budget of \$79 million. The 49-year-old Mullens earned a bachelor's degree in business administration and a master's in sport management from West Virginia University in 1991 and 1993, respectively. He and his wife, Jane, have two sons — Cooper and Tanner.



MICHAEL SCHILL UNIVERSITY PRESIDENT 4TH YEAR

Michael H. Schill is the 18th president of the University of Oregon. He began his tenure on July 1, 2015. He previously served as the dean and Harry N. Wyatt Professor of Law at the University of Chicago Law School.

Prior to joining the University of Chicago in 2010, Schill served as the dean of the University of California, Los Angeles School of Law from 2004 to 2009. His other faculty appointments include tenured positions as professor of law and urban planning at New York University and professor of law and real estate at the University of Pennsylvania.

A nationally recognized expert in property, real estate, and housing law and policy, Schill is the author or co-author of three books and

more than 40 scholarly articles. His work includes studies of the determinants of value in condominium and cooperative housing, the impacts of housing programs on property values, the enforcement of Fair Housing laws, mortgage securitization, and the deregulation of housing markets. His casebook, *Property*, co-authored with James Krier, Greg Alexander, and Lior Strahilevitz is one of the best-selling casebooks used in American law schools.

In 2004, Schill founded the Furman Center for Real Estate and Urban Policy at New York University. Under his and subsequent leadership, the Furman Center has become one of the nation's leading research centers on housing and the built environment.

In addition to serving as the president of the University of Oregon, Schill is a member of the Board of Governors of Argonne National Laboratory, a member of the Board of Trustees of Ithaka, the nonprofit organization that owns JSTOR, and is a Fellow of the American Academy of Arts and Sciences.

Schill graduated with an AB in public policy from Princeton University in 1980 and a JD from the Yale Law School in 1984.

Schill also holds a tenured faculty appointment in the University of Oregon School of Law.

OREGON NCAA TOURNAMENT HISTORY



DANA ALTMAN
HEAD COACH



TONY STUBBLEFIELD
ASSISTANT COACH



KEVIN MCKENNA
ASSISTANT COACH




MIKE MENNENGA
ASSISTANT COACH




JOSH JAMIESON
DIRECTOR OF OPERATIONS



WILL RICHARDSON
#0 | FR. | G



BOL BOL
#1 | FR. | C



LOUIS KING
#2 | FR. | F



PAYTON PRITCHARD
#3 | JR. | G



EHAB AMIN
#4 | R-SR. | G




MILES NORRIS
#5 | FR. | F



VICTOR BAILEY JR.
#10 | SO. | G



PAUL WHITE
#13 | R-SR. | F



KENNY WOOTEN
#14 | SO. | F



LUKE OSBORN
#25 | R-SO. | G



FRANCIS OKORO
#33 | FR. | F



WILL JOHNSON
#54 | R-FR. | G