

2019 SCHEDULE

February

Friday	15	at #8 Texas Tech	12 pm
Saturday	16	at #8 Texas Tech	1 pm
Sunday	17	at #8 Texas Tech	12 pm
Monday	18	at #8 Texas Tech	11 am
Friday	22	Saint Mary's	3 pm
Saturday	23	Saint Mary's (DH)	1 pm
Sunday	24	Saint Mary's	12 pm

March

Friday	1	Loyola Marymount	3 pm
Saturday	2	Loyola Marymount	2 pm
Sunday	3	Loyola Marymount	12 pm
Tuesday	5	at Portland	5 pm
Thursday	7	at Hawaii	8:35 pm
Friday	8	at Hawaii	8:35 pm
Saturday	9	at Hawaii	8:35 pm
Sunday	10	at Hawaii	4:05 pm
Tuesday	12	at Oregon State#	6 pm
Friday	15	Washington*	6 pm
Saturday	16	Washington*	4 pm
Sunday	17	Washington*	12 pm
Friday	22	Arizona State*	6 pm
Saturday	23	Arizona State*	4 pm
Sunday	24	Arizona State*	12 pm
Tuesday	26	at BYU#	5 pm
Wednesday	27	at Utah Valley	5 pm
Friday	29	at Utah*	5 pm
Saturday	30	at Utah*	3 pm
Sunday	31	at Utah*	12 pm

April

Thursday	4	Fresno State	6 pm
Friday	5	Fresno State	6 pm
Saturday	6	Fresno State	4 pm
Sunday	7	Fresno State	12 pm
Tuesday	9	at Oregon State#	5:30 pm
Friday	12	at Washington State*	5:05 pm
Saturday	13	at Washington State*	2:05 pm
Sunday	14	at Washington State*	12:05 pm
Monday	15	at Gonzaga	3 pm
Thursday	18	Stanford*#	7 pm
Friday	19	Stanford*#	4 pm
Saturday	20	Stanford*	12 pm
Friday	26	at California*	7:05 pm
Saturday	27	at California*	3:05 pm
Sunday	28	at California*	1:05 pm
Monday	29	at San Jose State	1:30 pm

May

Friday	3	at Arizona*	6 pm
Saturday	4	at Arizona*	6 pm
Sunday	5	at Arizona*	12 pm
Tuesday	7	Portland	6 pm
Friday	10	Oregon State*#	7 pm
Saturday	11	Oregon State*#	2 pm
Sunday	12	Oregon State*#	12 pm
Tuesday	14	Gonzaga	6 pm
Friday	17	at USC*#	6 pm
Saturday	18	at USC*#	1 pm
Sunday	19	at USC*#	12 pm
Monday	20	at UC Riverside	1 pm
Thursday	23	UCLA*#	6 pm
Friday	24	UCLA*#	6 pm
Sunday	25	UCLA*#	4 pm

All Times Pacific / Home Games in Bold

* Pac-12 Game / # TV Game



Record0-0

Pac-12 Record0-0

WEEK 1

Location..... Lubbock, Texas
Stadium..... Rip Griffin Park
Capacity..... 4,432
Live Stats..... GoDucks.com/Schedule
Online Stream..... GoDucks.com/Schedule
Audio..... GoDucks.com/Schedule

SERIES HISTORY

Series Record vs. TTU..... First Meeting
at Lubbock..... First Meeting
Streak..... None
Longest Streak..... N/A
Last UO Win..... None
Last TTU Win..... None



Record0-0

Big 12 Record0-0

FRIDAY, FEB. 15

First Pitch: 12 p.m.
ORE Starter: RHP Kenyon Yovan (6-4, 2.98)
TTU Starter: RHP Caleb Kilian (9-3, 3.24)
TV: None
Radio: 590 AM (EUG); 910 AM (POR)
Play-by-Play: Todd Miles

SATURDAY, FEB. 16

First Pitch: 1 p.m.
ORE Starter: RHP Ryne Nelson (3-1, 3.86)
TTU Starter: RHP Bryce Bonin (Transfer)
TV: None
Radio: 590 AM (EUG); 910 AM (POR)
Play-by-Play: Todd Miles

SUNDAY, FEB. 17

First Pitch: 12 p.m.
ORE Starter: RHP Cullen Kafka (3-2, 6.80)
TTU Starter: LHP Mason Montgomery (FR)
TV: None
Radio: 590 AM (EUG); 910 AM (POR)
Play-by-Play: Todd Miles

MONDAY, FEB. 18

First Pitch: 11 a.m.
ORE Starter: LHP Cole Stringer (4-3, 3.80)
TTU Starter: TBA
TV: None
Radio: 590 AM (EUG); 910 AM (POR)
Play-by-Play: Todd Miles

WHAT YOU NEED TO KNOW

Series History

The season-opening four-game series between Oregon and Texas Tech will be the first ever games between the two teams. The Ducks have played just three games against teams currently in the Big 12 Conference. The Ducks beat West Virginia and lost to Oklahoma in 2012, while beating Kansas in 1968.

Challenging Schedule

The Ducks open against Texas Tech, one of four teams on their schedule ranked in the *Baseball America* preseason top 10. The Red Raiders enter the series ranked No. 8 in the country, while three Pac-12 opponents also check in among the top 10. No. 3 UCLA, No. 7 Stanford and No. 10 Oregon State all play at PK Park this season.

Preseason All-Americans

Two Oregon pitchers have been named to preseason All-America teams heading into the season. **JR RHP Kenyon Yovan** was named to the D1Baseball, *Collegiate Baseball* and National Collegiate Baseball Writers Association teams, while **JR RHP Ryne Nelson** claimed a spot on the *Baseball America* team. **Yovan** was also named to the Golden Spikes AWARD watch list.

PROBABLE STARTING LINEUP

Position-Player (2018 stats)	AVG	HR	RBI	NOTES
C Cameron Campbell	---	-	-	Redshirted in '18; Played two seasons at Lower Columbia CC
(or) Jakob Goldfarb	.308	6	29	116 career starts all in the OF and DH
1B Gabe Matthews	.265	4	27	Tied for team lead in 2B with 13 in '17; Started 88 straight games
2B Max Foxcroft	---	-	-	True FR; 1st-team All-Trinity League as HS senior
(or) Sam Novitske	---	-	-	True FR; Hit .351 w/ 2 HR and 22 RBI as a HS senior
3B Spencer Steer	.275	4	37	Led team in RBI in '18; All-Pac-12 HM; 107 career starts
SS Sam Novitske	---	-	-	True FR; 2-time All-East Bay Athletic League selection
(or) Kyle Froemke	---	-	-	True FR; 1st-team all-district, .389, 2 HR, 21 RBI as HS senior
LF Taylor Adams	---	-	-	Redshirted in '18; 2nd-team All-NWAC at Tacoma CC in '17
(or) Vinny Tosti	---	-	-	True FR; 59th-ranked player nationally by Perfect Game
CF Jonny DeLuca	.212	6	32	Set an Oregon freshman record for home runs; 54 starts in CF
RF Jakob Goldfarb	.308	6	29	Led team in BA in '18; All-Pac-12 HM; 116 career starts
(or) Tanner Smith	---	-	-	True FR; Hit .323 w/ 18 RBI as HS senior
DH Kenyon Yovan	.233	3	12	7 2B, .371 slugging pct. in '18; 33 starts at DH, 1 at 1B
(or) Aaron Zavala	---	-	-	True FR; Oregon 6A POY as HS senior; Greater Valley Conf. POY
Starting Pitchers	W-L	ERA	IP/K	NOTES
RHP Kenyon Yovan	6-4	2.98	84.2/98	Back-to-back 1st-team All-P12 selections; 6-3, 2.77 as starter
RHP Ryne Nelson	3-1	3.86	23.1/37	Pitched 1 inning in only career start (5/2/17 at OSU); 25 app., 4 saves
RHP Cullen Kafka	3-2	6.80	41.0/37	16 app., 6 starts as true FR in '18
LHP Cole Stringer (2017 stats)	4-3	3.80	66.1/41	Redshirted in 2018 after making 3 appearances
Relievers	W-L	ERA	APP	NOTES
RHP Hunter Breault	1-0	4.03	18	22.1 IP, 11 K, 5 BB as a true FR in '18
RHP Peyton Fuller	0-1	3.68	16	Struck out 11 over 14.2 innings as a true FR in '18
RHP Brett Walker	0-1	9.82	5	Started two games as a true FR in '18
RHP Christian Ciuffetelli	--	--	--	True FR; Trinity League co-Pitcher of the Year as a HS senior
RHP Tyler Frazier	--	--	--	True FR; 1st-team All-Big VIII League as a HS senior
RHP Jack Noble	--	--	--	True FR; 1st-team All-Palomares League as a HS senior
RHP Keaton Chase	--	--	--	True FR; 2-time All-Grossmont Hills League selection in HS
LHP Kolby Somers	2-7	4.62	16	11 starts as true FR in '18; 46/13 K/BB ratio
LHP Nico Tellache	0-0	6.35	22	Second on team in appearances in '18; Pitched 17.0 innings
LHP Robert Ahlstrom	--	--	--	NWAC Southern Region MVP in '18 at Chemketa CC

2019 NUMERICAL ROSTER

No.	Name	Pos.	B/T	Ht.	Wt.	Cl-Exp.	Hometown/Previous Schools
1	Vinny Tosti	OF	R/R	6-0	193	Fr.-HS	Santa Rosa, Calif. (Mater Dei HS)
2	Kyle Froemke	INF	R/R	6-4	190	Fr.-HS	Round Rock, Texas (Round Rock HS)
3	Brett Walker	RHP	R/R	6-3	198	So.-1V	Fresno, Calif. (Clovis North HS)
4	Cameron Campbell	C	R/R	5-9	205	RJr.-RS	Ellensburg, Wash. (Ellensburg HS/ Lower Columbia CC)
5	Jonny DeLuca	OF/INF	S/R	5-11	196	So.-1V	Agoura Hills, Calif. (Agoura HS)
6	James Bell	C/OF	R/R	6-0	203	Fr.-HS	Fresno, Calif. (Clovis North HS)
7	Spencer Steer	INF	R/R	5-11	185	Jr.-2V	Long Beach, Calif. (Millikan HS)
9	Sam Novitske	INF	R/R	5-11	186	Fr.-HS	Pleasanton, Calif. (Foothill HS)
11	A.J. Miller	1B/OF	L/R	6-1	217	Fr.-HS	Petaluma, Calif. (Casa Grande HS)
12	Gabe Matthews	1B	L/R	6-2	218	Jr.-2V	Salem, Ore. (South Salem HS)
13	Aaron Zavala	C/OF	L/R	6-0	199	Fr.-HS	Keizer, Ore. (South Salem HS)
14	Nico Tellache	LHP	L/L	6-0	202	Jr.-2V	Canby, Ore. (Canby HS)
15	Cole Stringer	LHP	L/L	6-0	179	RJr.-2V	Portland, Ore. (Central Catholic HS)
16	Robert Ahlstrom	LHP	L/L	6-2	166	So.-JC	Eugene, Ore. (North Eugene HS/Chemeketa CC)
18	Max Foxcroft	INF	L/R	5-7	154	Fr.-HS	Newport Coast, Calif. (Mater Dei HS)
19	Keaton Chase	RHP	R/R	6-0	174	Fr.-HS	San Diego, Calif. (Helix HS)
20	Evan Williams	OF	R/R	6-0	190	So.-1V	Scottsdale, Ariz. (Horizon HS)
21	Kenyon Yovan	RHP/INF	R/R	6-2	222	Jr.-2V	Beaverton, Ore. (Westview HS)
22	Christian Ciuffetelli	RHP	R/R	6-2	188	Fr.-HS	Irvine, Calif. (Servite HS)
23	Jakob Goldfarb	C/OF	L/R	6-1	196	RSr.-3V	Scottsdale, Ariz. (Desert Mountain HS)
24	Kolby Somers	LHP	L/L	6-0	210	So.-1V	Hillsboro, Ore. (Century HS)
25	Taylor Adams	OF	R/R	6-3	189	RJr.-RS	Lacey, Wash. (Timberline HS/Tacoma CC)
26	Chris May	OF	R/R	6-0	191	RJr.-JC	Encino, Calif. (Crespi HS/College of the Canyons)
27	Tristan Duncan	RHP	R/R	6-3	213	RSO.-SQ	Lakeside, Calif. (El Capitan HS)
29	Ryne Nelson	RHP	R/R	6-3	184	Jr.-2V	Henderson, Nev. (Basic HS)
30	Heath Pickhardt	C	R/R	6-1	182	Fr.-HS	Powell Butte, Ore. (Crook County HS)
31	Tanner Smith	OF	L/R	5-9	182	Fr.-HS	Newport Beach, Calif. (Servite HS)
32	Peyton Fuller	RHP	R/R	6-4	169	So.-1V	Ashland, Ore. (Ashland HS)
33	Cullen Kafka	RHP	R/R	6-4	208	So.-1V	Walnut Creek, Calif. (De La Salle HS)
34	Jason Drees	OF	L/L	5-8	177	Jr.-2V	Stevenson Ranch, Calif. (West Ranch HS)
37	Jack Noble	RHP	R/R	6-1	179	Fr.-HS	Upland, Calif. (Claremont HS)
42	Marco Young	OF	L/L	6-1	170	Jr.-JC	San Diego, Calif. (Del Norte HS/Palomar College)
44	Tyler Frazier	RHP	R/R	6-1	143	Fr.-HS	Corona, Calif. (Santiago HS)
47	Hunter Breault	RHP	R/R	6-2	216	So.-1V	Kapolei, Hawaii (Kamehameha Schools-Kapalama)

COACHING STAFF

- 8 **Head Coach:** George Horton (Cal State Fullerton '78; Cal Lutheran, '80)
 10 (3B) **Associate Head Coach:** Jay Uhlman (Nevada '98)
 39 **Assistant Coach:** Jason Dietrich (Cal State Fullerton '99; Azusa Pacific '01)
 17 (1B) **Assistant Coach:** Mitch Karraker (Oregon '12; Northwest Christian '14)
 46 **Undergraduate Assistant Coach:** Zack Thornton
Director of Operations: Jamie Walton (Oregon '14)

SUPPORT STAFF

- Strength & Conditioning Coach:** Darrell Hunter (Oregon, '13, 1st year)
Athletic Trainer: Tom Embree (Oregon, '84 & '86; 22nd year)
Equipment Manager: John Mitchell (Oregon, '11, 3rd year)

ALPHABETICAL ROSTER

25	Taylor Adams	OF
16	Robert Ahlstrom	LHP
6	James Bell	C/OF
47	Hunter Breault	RHP
4	Cameron Campbell	C
19	Keaton Chase	RHP
22	Christian Ciuffetelli	RHP
5	Jonny DeLuca	OF/INF
34	Jason Drees	OF
27	Tristan Duncan	RHP
18	Max Foxcroft	INF
44	Tyler Frazier	RHP
2	Kyle Froemke	INF
32	Peyton Fuller	RHP
23	Jakob Goldfarb	C/OF
33	Cullen Kafka	RHP
12	Gabe Matthews	1B
26	Chris May	OF
11	A.J. Miller	OF/1B
29	Ryne Nelson	RHP
37	Jack Noble	RHP
9	Sam Novitske	INF
30	Heath Pickhardt	C
31	Tanner Smith	OF
24	Kolby Somers	LHP
7	Spencer Steer	INF
15	Cole Stringer	LHP
14	Nico Tellache	LHP
1	Vinny Tosti	OF
3	Brett Walker	RHP
20	Evan Williams	OF
42	Marco Young	OF
21	Kenyon Yovan	RHP/INF
13	Aaron Zavala	C/OF

PRONUNCIATION GUIDE

Robert Ahlstromall-strum
 Hunter Breaultbro
 Christian Ciuffetelli..... shiff-uh-tell-ee
 Jason Dietrichdee-trick
 Kyle Froemke.....frohm-key
 Cullen Kafka.....calf-kuh
 Sam Novitskeno-vit-ski
 Kolby SomersSummers
 Nico Tellachetell-uh-shay
 Vinny Tostitoss-tee
 Jay Uhlmanuhl-men
 Kenyon Yovanken-yen YO-van
 Aaron Zavalazuh-vol-uh

HEAD COACH GEORGE HORTON



In nine seasons at the University of Oregon, George Horton has resurrected a dormant Ducks' baseball program and built it into a national power. During his tenure with the Ducks, Horton carries a 322-221-1 record (.593) and has led Oregon to the postseason five times, including four of the last six seasons. Horton, hired in September 2007, is the Ducks' 12th baseball coach in school history and its first since the program was discontinued following the 1981 season. Overall, Horton has a 1,038-486-2 record (.681) as a head coach and a record of 812-433-2 (.652) in 20 seasons as a Division I head coach.

Under Horton, Oregon made its first modern-era NCAA appearance in just its second season of existence, playing in the NCAA Regionals in 2010. The Ducks topped that effort in 2012, advancing to their first Super Regional and finishing just one win shy of advancing to the College World Series. The successful season by Oregon landed Horton the 2012 Field Turf NCAA Division I Coach of the Year award. UO reached the NCAA Regionals in 2013, 2014 and 2015, winning a school-record 48 games in 2013. From 2012 to 2014, Oregon was just one of eight teams to win 40-plus games in all three seasons. Horton has won at least 40 games in 11 different seasons, including a pair of 50-win seasons. The Ducks came up just shy of the 40-win mark in 2015, but still boasted 38 wins and reached the NCAA tournament after winning 14 of their last 18 games and nine of their last 10 – including a series win over No. 2 UCLA – to earn an at-large bid.

While at Oregon, Horton has coached six players to seven All-America selections (Tyler Anderson - 2011, Ryon Healy - 2013, Jimmie Sherfy - 2013 and 2014, Stephen Nogosek - 2016, David Peterson - 2017 and Kenyon Yovan - 2017), 42 all-conference players, nine collegiate national team players and 44 Major League Baseball draft picks. Pitchers Tyler Anderson, drafted in the first round of the 2011 MLB Draft (20th overall) by the Colorado Rockies, and David Peterson, drafted in the first round of the 2017 MLB Draft (20th overall) by the New York Mets, were the highest Duck taken in the new era of Oregon baseball. Additionally, the Ducks have had one second-round pick (Madison Boer - 2011), two third-round picks (Garrett Cleavinger - 2015 and Healy - 2013), two fourth-round picks (Josh Graham - 2015 and Matt Krook - 2016) and three fifth-round picks (Scott McGough - 2011, Jake Reed - 2014 and Cole Irvin - 2016).

Prior to Oregon, Horton spent 11 seasons at the helm of national power Cal State Fullerton and led the Titans to the 2004 National Championship. Overall, Horton posted a record of 490-212-1 (.698) with the Titans, and oversaw six appearances in the College World Series, including back-to-back berths (2003 and 2004, 2006 and 2007). He was named National Coach of the Year by Baseball America in 2003, and garnered the ABCA and Collegiate Baseball National awards following his squad's title run in 2004. He was also a five-time Big West Conference Coach of the Year. Before taking the reins at CSF, Horton worked for six years as an assistant coach for the Titans under legendary college baseball coach Augie Garrido before succeeding him in 1997.

Horton also served six years as the head coach at Cerritos College before joining the Titans' staff, compiling a junior college record of 226-53 (.810) from 1985-90.

Horton, who is one of 17 men to have appeared in Omaha as a player (1975) and a head coach, has seen 128 players selected in the Major League Baseball First-Year Draft over his 20 years as a Division I head coach. Of that number, 23 have ascended to the Major Leagues. The most notable among that group include Chad Cordero (Montreal, 2003), Khris Davis (2013, Milwaukee), Reed Johnson (Toronto, 2003), Mark Kotsay (Chicago White Sox, 2006), Mike Lamb (Texas, 2000), Phil Nevin (Houston, 1995), Aaron Rowand (San Francisco, 2006), Kurt Suzuki (Oakland, 2007) and Justin Turner (Baltimore, 2009).

In 2015, pitcher Scott McGough became the first Duck of the new era of Oregon baseball to reach the Major Leagues when he was called up to the Miami Marlins in late August. Anderson became Horton's second Ducks' big leaguer when the Rockies called him up in June 2016, and Healy became the third a month later when the Athletics promoted him. Jimmie Sherfy joined the group in August 2017 when he joined the Diamondbacks.

In addition to the players who have gone on to play at the professional level, Horton has also had 55 former players, including five current Division I head coaches, who have landed coaching jobs at various levels.

Horton has also coached 23 players that have competed for the U.S. National Team. Nine of those have come from Horton's Oregon teams, with pitcher Kenyon Yovan becoming the latest to don the red, white and blue. Horton earned the USA Baseball Rod Dedeaux Coach of the Year Award after serving as the head coach for the 2016 Collegiate National Team and was a member of the U.S. coaching staff in 2012.

Horton was a player on the Cerritos College teams in 1972 and 1973. As the Falcons' team captain in 1973, he won the Dallas Moon Award and was a member of the state championship team. Horton played two seasons for Garrido at Cal State Fullerton in 1975 and 1976 and earned All-PCAA honors as both a junior and a senior. He was on the first Fullerton team to go to the College World Series in 1975.

In 1994, Horton was inducted into the California Community College Baseball Coaches

Association Hall of Fame. He also was inducted into the Downey High School Hall of Fame in May of 2003 and was honored in 2005 with the Orange County Manager of the Year Award, given by the Orange Coast Chapter of the Society for Advancement of Management. In October 2013, Horton was inducted into the Cal State Fullerton Hall of Fame as part of the 1995 team before being inducted in 2017 as an individual.

Horton earned his bachelor's degree from Cal State Fullerton in 1978 and a master's from Cal Lutheran in 1980. He and his wife, Francie, have four daughters: Michele, Heather, Loyal and Rebecca, seven granddaughters: Angelica, Alyssa, Kailey, Kendall, Samantha, Calise and Dakota, and two grandsons: Joseph and Gunner.

Horton Year-by-Year

Year	School	Record	Pct.	Postseason
1985	Cerritos College	39-5	.886	State Champion!
1986	Cerritos College	24-14	.632	
1987	Cerritos College	46-5	.902	State Champion!
1988	Cerritos College	38-13	.745	State!
1989	Cerritos College	43-9	.827	State Champion!
1990	Cerritos College	36-7	.837	State!
Cerritos Totals (6 Years)		226-53	.810	
1997	Cal State Fullerton	39-24-1	.617	Regional\$
1998	Cal State Fullerton	47-17	.734	Regional
1999	Cal State Fullerton	50-14	.781	CWS!
2000	Cal State Fullerton	38-21	.644	Regional!
2001	Cal State Fullerton	48-18	.727	CWS!
2002	Cal State Fullerton	37-22	.627	Regional
2003	Cal State Fullerton	50-16	.758	CWS
2004	Cal State Fullerton	47-22	.681	National Champion!
2005	Cal State Fullerton	46-18	.719	Super Regional!
2006	Cal State Fullerton	50-15	.769	CWS!
2007	Cal State Fullerton	38-25	.603	CWS!
Fullerton Totals (11 Years)		490-212-1	.698	
2009	Oregon	13-40*	.245	
2010	Oregon	40-24	.625	Regional
2011	Oregon	33-26-1	.559	
2012	Oregon	46-19	.726	Super Regional
2013	Oregon	48-16	.750	Regional
2014	Oregon	44-20	.688	Regional
2015	Oregon	37-24*	.607	Regional
2016	Oregon	29-26	.527	
2017	Oregon	30-25	.545	
2018	Oregon	26-29	.473	
Oregon Totals (10 Years)		346-249-1	.581	
Division I Totals (21 Years)		836-461-2	.644	
Collegiate Record (27 Years)		1,062-514-2	.674	

Legend: (!) Conference Champion; (\$) Conference Tournament Champions;

*Oregon's final team record was 14-42 in 2009 and 38-25 in 2015

Coaching Honors

1985	National Junior College Coach of the Year South Coast Conference Coach of the Year
1987	National Junior College Coach of the Year South Coast Conference Coach of the Year
1989	National Junior College Coach of the Year South Coast Conference Coach of the Year
1990	CCCCA Coach of the Year South Coast Conference Coach of the Year
1994	Inducted into California Community College Baseball Coaches Association Hall of Fame
1998	Big West Conference Coach of the Year
1999	Big West Conference Coach of the Year
2003	Baseball America National Coach of the Year Inducted into Downey High School Hall of Fame Collegiate Baseball National Coach of the Year ABCA National Coach of the Year Big West Conference Coach of the Year
2004	Big West Conference Coach of the Year
2005	Big West Conference Coach of the Year
2006	Big West Conference Coach of the Year
2012	Field Turf NCAA Division I Coach of the Year
2016	USA Baseball Rod Dedeaux Coach of the Year

NATIONAL POLLS

Baseball America (Preseason)			Collegiate Baseball (Preseason)			D1Baseball.com (Preseason)			NCBWA (Preseason)			Perfect Game (Preseason)			USA Today Coaches (Preseason)		
No.	Team	2018 Record	No.	Team	2018 Record	No.	Team	2018 Record	No.	Team	2018 Record	No.	Team	2018 Record	No.	Team	2018 Record
1	Vanderbilt	35-27	1	LSU	39-27	1	Vanderbilt	35-27	1	Vanderbilt	35-27	1	LSU	39-27	1	LSU	39-27
2	LSU	39-27	2	Vanderbilt	35-27	2	LSU	39-27	2	LSU	39-27	2	Oregon State	55-12-1	2	Vanderbilt	35-27
3	UCLA	38-21	3	UCLA	38-21	3	Texas Tech	45-20	3	Texas Tech	45-20	3	Vanderbilt	35-27	3	Florida	49-21
4	Florida	49-21	4	Texas Tech	45-20	4	Louisville	45-19	4	UCLA	38-21	4	UCLA	38-21	4	Texas Tech	45-20
5	North Carolina	44-20	5	Stanford	46-12	5	UCLA	38-21	5	Oregon State	55-12-1	5	Texas Tech	45-20	5	Oregon State	55-12-1
6	Florida State	43-19	6	Florida	49-21	6	Florida	49-21	6	Florida	49-21	6	North Carolina	44-20	6	North Carolina	44-20
7	Stanford	46-12	7	Oregon State	55-12-1	7	North Carolina	44-20	7	North Carolina	44-20	7	Stanford	46-12	7	UCLA	38-21
8	Texas Tech	45-20	8	North Carolina	44-20	8	Oregon State	55-12-1	8	Stanford	46-12	8	Louisville	45-19	8	Louisville	45-19
9	Mississippi State	39-29	9	Louisville	45-19	9	Georgia	39-21	9	Louisville	45-19	9	Florida	49-21	9	Stanford	46-12
10	Oregon State	55-12-1	10	Florida State	43-19	10	Ole Miss	48-17	10	Florida State	43-19	10	Ole Miss	48-17	10	Ole Miss	48-17
11	Louisville	45-19	11	Ole Miss	48-17	11	East Carolina	44-18	11	Ole Miss	48-17	11	East Carolina	44-18	11	Florida State	43-19
12	East Carolina	44-18	12	Georgia	39-21	12	Stanford	46-12	12	Georgia	39-21	12	Baylor	37-21	12	Arkansas	48-20
13	Ole Miss	48-17	13	Texas	42-23	13	Florida State	43-19	13	Mississippi State	39-29	13	Arkansas	48-21	13	Georgia	39-21
14	Clemson	47-16	14	Clemson	47-16	14	Mississippi State	39-29	14	East Carolina	44-18	14	Florida State	43-19	14	East Carolina	44-18
15	Georgia	39-21	15	Oklahoma State	31-26-1	15	Baylor	37-21	15	Arkansas	48-21	15	Auburn	43-23	15	Mississippi State	39-29
16	Baylor	37-21	16	Georgia Tech	31-21	16	Arkansas	48-21	16	Clemson	47-16	16	TCU	33-23	16	Texas	42-23
17	Auburn	43-23	17	Cal State Fullerton	36-25	17	Michigan	33-21	17	Texas	42-23	17	Mississippi State	39-29	17	TCU	33-23
18	Arkansas	48-21	18	TCU	33-23	18	Oklahoma State	31-26-1	18	Oklahoma State	31-26-1	18	Oklahoma State	31-26-1	18	Baylor	37-21
19	Texas	42-23	19	Duke	45-18	19	TCU	33-23	19	Auburn	43-23	19	Michigan	33-21	19	Clemson	47-16
20	Michigan	33-21	20	Baylor	37-21	20	Wake Forest	25-32	20	Oklahoma State	31-26-1	20	Connecticut	37-22-1	20	Auburn	43-23
21	Southern Miss	44-18	21	NC State	42-18	21	Coastal Carolina	43-19	21	TCU	33-23	21	NC State	42-18	21	Oklahoma State	31-26-1
22	Duke	45-18	22	Auburn	43-23	22	Auburn	43-23	22	Coastal Carolina	43-19	22	Georgia	39-21	22	Coastal Carolina	43-19
23	Coastal Carolina	43-19	23	Missouri State	40-17	23	Texas	42-23	23	Michigan	33-21	23	UC Irvine	32-24	23	NC State	42-18
24	Minnesota	44-15	24	Arkansas	48-21	24	Clemson	47-16	24	Cal State Fullerton	36-25	24	Clemson	47-16	24	Cal State Fullerton	36-25
25	UC Irvine	32-24	25	Arizona	34-22	25	Cal State Fullerton	36-25	25	Duke	45-18	25	Coastal Carolina	43-19	25	Michigan	33-21
			27	Mississippi State	39-29				26	Southern Miss	44-18						
			28	Minnesota	44-15				27	Minnesota	43-15						
			29	Texas A&M	40-22				28	Wake Forest	25-32						
			30	Southern Miss	44-18				29	UC Irvine	32-24						
			31	Oregon	26-29				30	NC State	42-18						
			32	Connecticut	37-22-1				31	Georgia Tech	31-27						
			33	Miami, Fla.	28-26				32	Arizona	34-22						
			34	Illinois	33-20				33	Florida Atlantic	43-19-1						
			35	East Carolina	44-18				34	Washington	35-26						
			36	Arizona State	23-32				35	Connecticut	37-22-1						
			37	Stetson	48-13				36	Missouri State	40-17						
			38	Louisiana	34-25				37	Indiana	40-19						
			39	Michigan	33-21				38	Tennessee Tech	53-12						
			40	Sam Houston State	39-20				39	San Diego State	39-21						
									40	Houston	38-25						

WEEK-BY-WEEK RANKINGS

Baseball America • Collegiate Baseball • D1Baseball.com • NCBWA • Perfect Game • USA Today Coaches

Team	PRE	2/18	2/25	3/4	3/11	3/18	3/25	4/1	4/8	4/15	4/22	4/29	5/6	5/13	5/20	5/27	Final
BYU																	
FSU																	
IGU																	
HAW																	
LMU																	
SAC																	
SJSU																	
TTU	8/4/3/5/4																
UCR																	
UP																	
UVU																	
Pac-12	PRE	2/19	2/26	3/5	3/12	3/19	3/26	4/2	4/9	4/16	4/23	4/30	5/7	5/14	5/21	5/28	Final
ARIZ	-26/-32/-1																
ASU	-36/+/-/-																
CAL																	
ORE	+31/+/-/-																
OSU	10/7/8/5/2/5																
STAN	7/5/12/8/7/9																
UCLA	3/3/5/4/7																
USC																	
UTAH																	
WASH																	
WSU																	

OREGON DUCKS GAME NOTES

Three milestones should be reached early in 2019 season

- Oregon needs two wins to reach 300 victories since the return of baseball before the 2009 season.
- The Ducks need three home wins for 200 all time at PK Park.
- Head coach George Horton needs four wins for 350 victories at Oregon.

Ducks visit state of Texas for just second time ever

- Oregon opens the 2019 season with a four-game series at Texas Tech.
- This weekend's series between the Ducks and Red Raiders marks the first time the two teams have ever met.
- Oregon is making just its second trip ever to the state of Texas
- The Ducks dropped a pair of games at Texas State during the 2011 season losing midweek games by scores of 11-3 and 7-6.
- Oregon is 1-4 all-time against teams from the state of Texas.
- The Ducks lost two of three games against Rice in Eugene during the NCAA Regional Tournament in 2013.
- Rice beat Oregon 1-0 in the winners' bracket game on day two of the tournament.
- The Ducks rebounded to beat the Owls 11-0 after advancing with a win over San Francisco to force a rematch.
- Rice rebounded winning the if-neccessary game 11-4 to advance to Super Regionals.

How to watch the Texas Tech series

- Three of the four games (Friday, Saturday, Monday) will be streamed live on TexasTech.TV with the fourth game (Sunday) being broadcast on FoxSports Southwest-Plus.
- The TexasTech.TV platform is available online or through a TexasTech.TV app that is available for Roku and Apple TV.
- There is a subscription fee required to view on the app.
- FSSW+ is a secondary TV channel available to all video providers that carry Fox Sports Southwest.
- Viewers outside the FSSW footprint (outside Texas, Oklahoma, Louisiana and Arkansas) can watch FSSW and FSSW+ if they subscribe to the "Sports Pack" tier on satellite.
- Viewers outside the FSSW footprint would only be able to see the game on the FOX Sports Go app if the game is not on Fox College Sports or their local RSN.

Ducks face ranked team to open season for just second time

- When Oregon faces No. 8 Texas Tech in the opener, it will mark just the second time in school history Oregon has opened the season against a ranked team.
- Eighth-ranked Texas Tech will be the second-highest ranked team that Oregon will open the season with, but the highest-ranked team it has opened against in a multi-game series.
- In 2010, Oregon opened the season with a single game at No. 4 Cal State Fullerton.
- The Ducks played four games in Southern California to begin the 2010 season with single games at Cal State Fullerton, Long Beach State, Pepperdine and Loyola Marymount.

Texas Tech in the polls

- The Red Raiders rank in the top 10 in all six college baseball polls heading into the season.
- TTU's highest ranking is No. 3 in both the D1Baseball poll and the National Collegiate Baseball Writers Association (NCBWA) poll.
- Texas Tech is No. 4 in the *USA Today* coaches poll and the *Collegiate Baseball* poll.
- They are eighth in the *Baseball America* poll.

Oregon plays 15 games against top 10 teams

- Oregon will play 15 games against teams ranked in the top 10 of the *Baseball America* poll with nine of those being played at PK Park.
- The Ducks open the season with four games at No. 8 Texas Tech.
- Oregon plays three games, all at PK Park, against No. 3 UCLA.
- UO will host No. 8 Stanford in a three-game series.
- The Ducks play five Civil War games against No. 10 Oregon State with the three Pac-12 Conference games taking place at PK Park.
- UO and OSU will play two midweek non-conference games in Corvallis.

Ducks home schedule loaded with quality opponents

- Oregon hosts 28 games at PK Park during the 2019 season, including five Pac-12 Conference series.
- The Ducks open their home season with back-to-back series against Saint Mary's (Feb. 22-24) and Loyola Marymount (March 1-3), teams from the West Coast Conference.
- The Gaels, who Oregon plays four times, finished the 2018 season 31-23 with a 14-13 WCC record. SMC finished fifth in the conference.
- LMU was 25-30 in 2018 and finished tied for third in the WCC at 15-12.
- Oregon's five Pac-12 series are against Washington (March 15-17), Arizona State (March 22-24), Stanford (April 18-20), Oregon State (May 10-12) and UCLA (May 23-25).
- The Ducks also host a four-game series against Fresno State (April 4-7).
- Oregon plays a pair of single midweek games against WCC teams.
- UO hosts Portland on May 7 and Gonzaga on May 14. The Zags finished the 2018 season 33-24 with a 16-11 WCC record.

Ducks will play 14 TV games in 2019

- Oregon will play 13 games on the Pac-12 Network in 2019 and one game on BYUtv.
- All five of Oregon's games against Oregon State will be broadcast on the Pac-12 Network.
- The Ducks' mid-week game at OSU on March 12 is their first televised game.
- Oregon's second mid-week game in Corvallis on April 9 is their second game broadcast by the Pac-12 Network.
- All three games of Oregon's Pac-12 Conference series against Oregon State (May 10-12), at USC (May 17-19) and vs. UCLA (May 23-25) will be on the Pac-12 Network.

2018 PAC-12 STANDINGS

	Pac-12				Overall		
	W	L	T	GB	W	L	T
Stanford	22	8	0	-	46	12	0
Oregon State	20	9	1	1.5	55	12	1
Washington	20	10	0	2.0	35	26	0
UCLA	19	11	0	3.0	38	21	0
California	16	14	0	6.0	32	22	0
Arizona	14	16	0	8.0	34	22	0
Arizona State	13	17	0	9.0	23	32	0
USC	12	18	0	10.0	26	28	0
Oregon	12	18	0	10.0	26	29	0
Washington State	8	21	1	13.5	16	33	1
Utah	8	22	0	14.0	16	39	0

2019 Preseason Pac-12 Baseball Coaches Poll

1.	UCLA (8).....	97
2.	Stanford (2).....	90
3.	Oregon State (1).....	85
4.	Arizona.....	67
5.	Washington.....	60
6.	Arizona State.....	59
7.	Oregon.....	49
8.	California.....	37
9.	USC.....	32
10.	Washington State.....	15
11.	Utah.....	14

2019 Television Schedule

Date	Day	Opponent	Network
March 12	Tuesday	at Oregon State	Pac-12 Network
March 26	Tuesday	at BYU	BYUtv
March 9	Tuesday	at Oregon State	Pac-12 Network
April 18	Thursday	Stanford	Pac-12 Network
April 19	Friday	Stanford	Pac-12 Network
May 10	Friday	Oregon State	Pac-12 Network
May 11	Saturday	Oregon State	Pac-12 Network
May 12	Sunday	Oregon State	Pac-12 Network
May 17	Friday	at USC	Pac-12 Network
May 18	Saturday	at USC	Pac-12 Network
May 19	Sunday	at USC	Pac-12 Network
May 23	Thursday	UCLA	Pac-12 Network
May 24	Friday	UCLA	Pac-12 Network
May 25	Saturday	UCLA	Pac-12 Network

Most Strikeouts In A Game (since 2009)

Rk	Name	Date	Opponent	K
1.	David Peterson	4/28/17	Arizona State	20
2.	David Peterson	3/3/17	Mississippi State	17
3.	Kenyon Yovan	4/28/18	USC	15
4.	David Peterson	3/10/17	Santa Clara	14
	Tyler Anderson	3/4/11	Long Beach State	14

2019 Recruiting Class

Name	Pos.	B/T	Ht.	Wt.	Cl.	Hometown (Previous School)
Zach Arnold	SS	R/R	6-2	185	Fr.	Temecula, Calif. (Great Oak HS)
Colin Barber	OF	L/L	6-0	185	Fr.	Chico, Calif. (Pleasant Valley HS)
Addison Berger	RHP	R/R	6-1	175	Fr.	Ross, Calif. (Marin Catholic HS)
Justin Goldstein	RHP	R/R	6-3	175	Fr.	Irvine, Calif. (Beckman HS)
Joshua Kasevich	RHP/3B	R/R	6-2	205	Fr.	Palo Alto, Calif. (Palo Alto HS)
Andrew Mosiello	RHP	R/R	6-2	190	Fr.	Temecula, Calif. (Vista Murrieta HS)
Sebastian Orduno	OF	L/L	5-11	185	Fr.	San Pedro, Calif. (St. John Bosco HS)
Nick Peña	OF	L/L	5-8	175	Fr.	Riverside, Calif. (Martin Luther King HS)
Parker Schmidt	C	R/R	5-11	170	Fr.	Las Vegas, Nev. (Desert Oasis HS)
Tyresse Turner	INF	S/R	5-9	160	Fr.	La Palma, Calif. (Gahr HS)

OREGON DUCKS GAME NOTES

- The first two games of Oregon's series against Stanford at PK Park (April 18-19) will be televised by the Pac-12 Network.
- Oregon's game at BYU on March 26 will be carried by BYUtv.
- Oregon's remaining home games will be available through the Oregon live stream at GoDucks.com.

Ducks roster features a blend of experience and youth

- Oregon returns 18 players from the 2018 team, including six position player starters (counting DH) and two starting pitchers from the weekend rotation.
- The Ducks return their starters at first base (**Gabe Matthews**), shortstop (**Ryne Nelson** -- pitcher only in 2019), third base (**Spencer Steer**) center field (**Jonny DeLuca**), right field (**Jakob Goldfarb**) and designated hitter (**Kenyon Yovan**).
- Two other Ducks (**Evan Williams**, **Jason Drees**) were part-time starters in the outfield last season, while two redshirts (**Taylor Adams**, **Cameron Campbell**) should contribute in 2019.
- Oregon returns its Friday (**Yovan**) and Sunday (**Kolby Somers**) starters, as well as its closer (**Nelson**).
- In addition to **Nelson**, the Ducks also return five members of the 2018 bullpen (**Hunter Breault**, **Peyton Fuller**, **Cullen Kafka**, **Nico Tellache**, **Brett Walker**) and their Sunday starter from 2017 (**Cole Stringer**), who redshirted in 2018 after making three appearances.
- The Ducks added 16 newcomers, including 13 freshmen. Five of the newcomers are pitchers, while 11 are position players.

Ducks take experienced rotation into 2019 season

- Oregon enters the season at Texas Tech with options on the mound to start games.
- The Ducks have seven pitchers on the staff that have started games, with three of those boasting double-digit starts.
- Friday night starter **JR RHP Kenyon Yovan** started 10 games last season, all series openers, and compiled a 6-3 record with a 2.77 ERA in those starts.
- JR LHP Cole Stringer** has started 17 games during his two-plus seasons at Oregon, with 11 of those starts coming in 2017.
- Stringer**, who redshirted last season after making three starts, has made 13 weekend starts.
- SO LHP Kolby Somers** made 11 starts as a true freshman, all as a member of the weekend rotation.
- SO RHP Cullen Kafka** made six starts as a true freshman, including three as a member of the weekend rotation.
- Kafka** also made a mid-week start against Oregon State, holding the Beavers to one run on four hits in 4.2 innings with a season-high five Ks.
- JR RHP Ryne Nelson**, who was Oregon's starting shortstop and closer last season, made one mid-week start as a freshman.
- SO RHP Hunter Breault** started a mid-week game as a freshman.

Yovan named to Golden Spikes Award watch list and three preseason All-America Teams

- JR RHP Kenyon Yovan** earned a number of preseason honors heading into the 2019 season.
- Yovan** is one of 55 players on the preseason Golden Spikes Award watch list.
- He was named second-team preseason All-America by both D1Baseball and *Collegiate Baseball* and third-team preseason All-America by the NCBWA
- Yovan** enters his junior season with a 7-5 career record and a 2.70 ERA with 20 saves.

Starts

Name	2019	Career
Jakob Goldfarb	0	116
Spencer Steer	0	107
Gabe Matthews	0	103
Ryne Nelson	0	56
Jonny DeLuca	0	54
Kenyon Yovan	0	50
Evan Williams	0	26
Jason Drees	0	6

Consecutive Starts

Name:	2019	Total
Gabe Matthews	0	88
Jonny DeLuca	0	32
Jakob Goldfarb	0	24
Spencer Steer	0	24
Kenyon Yovan	0	15

Starting Lineup By Position

Pitcher	2019	Career
Cole Stringer	0	17
Kolby Somers	0	11
Kenyon Yovan	0	10
Cullen Kafka	0	6
Brett Walker	0	2
Hunter Breault	0	1
Ryne Nelson	0	1

Catcher	2019	Career
Gabe Matthews	0	82
Kenyon Yovan	0	2

First Base	2019	Career
Gabe Matthews	0	82
Kenyon Yovan	0	2

Second Base	2019	Career
Spencer Steer	0	107

Third Base	2019	Career
Spencer Steer	0	107

Shortstop	2019	Career
Ryne Nelson	0	50

Left Field	2019	Career
Evan Williams	0	26
Jakob Goldfarb	0	5
Jason Drees	0	2

Center Field	2019	Career
Jonny DeLuca	0	54

Right Field	2019	Career
Jakob Goldfarb	0	102

Designated Hitter	2019	Career
Kenyon Yovan	0	41
Gabe Matthews	0	21
Jakob Goldfarb	0	9
Ryne Nelson	0	6
Jason Drees	0	4

Consecutive Starts Streaks (Since 2009)

Rk	Player	Years	Streak
1.	Mitchell Tolman	2013-15	128
2.	Ryon Healy	2010-12	127
3.	Kyle Kasser	2017-pr.	110
4.	Gabe Matthews	2017-pr.	88
5.	Aaron Payne	2013-14	83
6.	J.J. Altobelli	2010-12	80
	Danny Pulfer	2009-11	79
8.	Aaron Payne	2012-13	76

OREGON DUCKS GAME NOTES

- His 98 strikeouts last season were the fourth most in school history, trailing only two Major League Baseball first-round draft picks (**David Peterson**, **Tyler Anderson**-twice).
- Yovan's** 15 saves during his freshman season are the fourth most in school history.
- Yovan** ranks second all-time in career saves at Oregon with 20 and is sixth in games finished with 30.
- Yovan** has 134 career strikeouts with just 43 base on balls, while holding opposing hitters to a .207 batting average.
- Yovan** is one of just five Ducks to be named first-team All-Pac-12 Conference in back-to-back seasons since baseball returned to Eugene.
- He was named an All-American following his freshman season by the National Collegiate Baseball Writers Association and *Collegiate Baseball*.
- Named a freshman All-American by *Collegiate Baseball*, *Baseball America*, D1Baseball, the NCBWA and Perfect Game after 2017 season.

Nelson named preseason All-American

- JR RHP Ryne Nelson** was named third-team preseason All-America by *Baseball America* in a vote of MLB scouting directors.
- Baseball America* ranks **Nelson** as the No. 11 overall collegiate prospect and **Kenyon Yovan** as the No. 25 prospect.
- Nelson** has made one career start, pitching one inning as a freshman in 2017 in a midweek game at Oregon State.
- Nelson's** other 24 appearances have come out of the bullpen.
- Nelson** picked up saves in both games of a doubleheader against Washington State on April 6, 2018.
- In both games of the doubleheader, **Nelson** touched 99 miles per hour on the radar gun.
- Nelson** pitched a career-high three innings of relief in an 11-inning win at Washington on April 15, 2018, and against Oregon State on May 12, 2017.
- Nelson** fanned a career-high six hitters in both of his three-inning outings.

Kafka makes move into weekend rotation

- After spending most of his freshman season pitching out of the bullpen, **SO RHP Cullen Kafka** will be a part of Oregon's rotation heading into the 2019 season.
- Kafka went 3-2 as a true freshman appearing in 16 games while making six starts.
- His longest outing of the season came in his second career start, where he tossed 5.1 innings against FAU.
- He struck out a season-high five hitters twice, against Portland in 2.1 innings and vs. Oregon State in 4.2 innings.
- In his six starts, Kafka went 2-2 with a 7.77 ERA.

Goldfarb returns to lead Ducks offense

- C/OF Jakob Goldfarb** returns for his senior season after leading the Ducks in hitting in 2018.
- The Ducks' three-year letterman batted .308 with six home runs, 29 RBI and a team-high 14 stolen bases as a junior.
- Goldfarb** has made 116 career starts with 102 in right field, nine at DH and five in left field.
- Goldfarb** started 53 games last season, 44 as a freshman in 2015 and 19 as a sophomore in 2016.
- He redshirted in 2017.
- Goldfarb** is Oregon's active leader in batting average (.274), at bats

2019 Record vs. Teams

Arizona.....
Arizona State.....
BYU.....
California.....
Fresno State.....
Gonzaga.....
Hawaii.....
Loyola Marymount.....
Oregon State.....
Portland.....
Saint Mary's.....
San Jose State.....
Stanford.....
Texas Tech.....
UCLA.....
UC Riverside.....
USC.....
Utah.....
Utah Valley.....
Washington.....
Washington State.....

2019 Record vs. Conferences

Big 12.....
Big West.....
Mountain West.....
Pac-12.....
West Coast.....
Western Athletic.....

2019 Non-Conference Opponent Records

Team	League	Overall	Conf.
BYU	WCC	-	-
Fresno State	Mountain West	-	-
Gonzaga	WCC	-	-
Hawaii	Big West	-	-
Loyola Marymount	WCC	-	-
Portland	WCC	-	-
Saint Mary's	WCC	-	-
San Jose State	Mountain West	-	-
Texas Tech	Big 12	-	-
UC Riverside	Big West	-	-
Utah Valley	WAC	-	-
Totals		-	-

True Freshmen to Start on Opening Day

Name	Pos.	Date	Opponent	Game Notes
Jonny DeLuca	CF	2/16/18	vs. Loyola Marymount	2-for-4, HR, RBI, R
Evan Williams	LF	2/16/18	vs. Loyola Marymount	0-for-3
Morgan McCullough	2B	2/18/17	at Fresno State	0-for-3
Spencer Steer	3B	2/18/17	at Fresno State	1-for-4, 2B
Travis Moniot	SS	2/19/16	at San Diego State	1-for-3, 2B, RBI, R
Jakob Goldfarb	RF	2/13/15	at Hawaii	1-for-4, HR, 2 RBI, R
Jack Kruger	C	2/14/14	at Hawaii	0-for-4, R
Josh Graham	C	2/15/13	at Hawaii	0-for-2, HBP
Shaun Chase	LF	2/17/12	at Hawaii	1-for-4, R
Thomas Walker	3B	2/17/12	at Hawaii	2-for-4
Ryon Healy	DH	2/18/11	at Hawaii	0-for-4
Connor Hofmann	LF	2/18/11	at Hawaii	2-for-4, RBI, R
Aaron Jones	RF	2/18/11	at Hawaii	2-for-4
Tyler Kuresa	1B	2/18/11	at Hawaii	0-for-4
J.J. Altobelli	3B	2/19/10	at Cal State Fullerton	2-for-4, RBI, R
Ryan Hambright	1B	2/19/10	at Cal State Fullerton	1-for-4, 2 R, BB
Jack Marder	RF	2/19/10	at Cal State Fullerton	0-for-3, R, BB
Dylan Gavin	3B	2/20/09	at Saint Mary's	0-for-4
Danny Pulfer	2B	2/20/09	at Saint Mary's	1-for-4, R
K.C. Serna	SS	2/20/09	at Saint Mary's	2-for-5, 2B, 2 RBI, R

OREGON DUCKS GAME NOTES

(449), runs (69), hits (123), triples (4), home runs (9), and walks (54).

- He earned honorable mention All-Pac-12 Conference honors last season.
- **Goldfarb's** 14 stolen bases in 2018 tied for the ninth most in a single season at Oregon, and he needs five more to crack the career top 10 at Oregon.

Steer returns to give Ducks experience in the infield

- **JR INF Spencer Steer** has started 107 games in the infield during his two seasons at Oregon, with all 107 starts coming at third base.
- The Long Beach, Calif., native is the Ducks' active leader in doubles (23), triples (4), RBI (72) and HBP (25).
- **Steer** ranks fifth all-time at Oregon in multiple-RBI games with 21 and needs four more to pass **A.J. Balta** (2014-17) for fourth.
- His 11 multi-RBI games last season ranks in a tie for sixth all time, while his 10 in 2017 is tied for 10th.
- He is fourth all-time in HBP with 25 and needs eight more to pass **Jack Marder** (2010-11) for third.
- **Steer** needs eight RBI to crack the career top 10 at Oregon.

Matthews has started 88 straight games

- **JR 1B Gabe Matthews** heads into the 2019 season with 88 straight starts, 56 more than any other active Duck.
- **Matthews** has started 81 of those games at first base with the other seven coming at designated hitter.
- The Salem, Ore., native has a career .273 batting average with seven home runs, 53 RBI, 20 doubles and 44 runs scored.
- As a freshman he batted .282 with three home runs.
- As a sophomore he hit .265 with four homers.

DeLuca sets freshman home run record at Oregon

- **SO CF Jonny DeLuca** set an Oregon freshman record for home runs last season with six.
- **DeLuca** started 54 of Oregon's 55 games in center field last season, including the last 32.
- He tied for the team lead with six home runs, while finishing second with 32 RBI.

Young guns battling for starting spots

- Oregon has a number of freshmen who could play a big part in the Ducks' success in 2019.
- Heading into the season opener, seven freshmen position players are listed as possible starters.
- With **JR Spencer Steer** and **JR Gabe Matthews** entrenched as starters in the infield, freshmen INFs **Sam Novitske**, **Max Foxcroft** and **Kyle Froemke** are battling to start at the other two positions.
- In the outfield, **SO CF Jonny DeLuca** has one of the three spots locked down, but freshmen **Aaron Zavala**, **Vinny Tosti**, **Tanner Smith** and **James Bell** are battling for the corner outfield spots with redshirt junior college transfer **Taylor Adams** and **SO Evan Williams**.
- Back-up **1B FR A.J. Miller** is in the mix to start at designated hitter.
- Since baseball returned in 2009, 20 freshmen have been in the opening day lineup for the Ducks.
- The 2011 team had the most freshmen starters on opening day with four, while both 2009 and 2010 teams had three freshmen starters.

Scoring with 2 outs

Schedule	Runs	w/ 2 outs
at Texas Tech	-	-
at Texas Tech	-	-
at Texas Tech	-	-
at Texas Tech	-	-
Saint Mary's	-	-
Saint Mary's	-	-
Saint Mary's	-	-
Loyola Marymount	-	-
Loyola Marymount	-	-
Loyola Marymount	-	-
at Portland	-	-
at Hawaii	-	-
at Hawaii	-	-
at Hawaii	-	-
at Oregon State	-	-
Washington	-	-
Washington	-	-
Washington	-	-
Arizona State	-	-
Arizona State	-	-
Arizona State	-	-
at BYU	-	-
at Utah Valley	-	-
at Utah	-	-
at Utah	-	-
at Utah	-	-
Fresno State	-	-
Fresno State	-	-
Fresno State	-	-
Fresno State	-	-
at Oregon State	-	-
at Washington State	-	-
at Washington State	-	-
at Washington State	-	-
at Gonzaga	-	-
Stanford	-	-
Stanford	-	-
Stanford	-	-
at California	-	-
at California	-	-
at California	-	-
at San Jose State	-	-
at Arizona	-	-
at Arizona	-	-
at Arizona	-	-
Portland	-	-
Oregon State	-	-
Oregon State	-	-
Oregon State	-	-
Gonzaga	-	-
at USC	-	-
at USC	-	-
at USC	-	-
at UC Riverside	-	-
UCLA	-	-
UCLA	-	-
UCLA	-	-
Totals	-	-

Drafted Ducks

A.J. Miller	2018 - Oakland Athletics - 37th Round (1,103)
Jonny DeLuca	2017 - Minnesota Twins - 39th Round (1,156)
Kolby Somers	2017 - Seattle Mariners - 38th Round (1,143)
Spencer Steer	2016 - Cleveland Indians - 29th Round (872)
Kenyon Yovan	2016 - Seattle Mariners - 32nd Round (957)

HOME RUN BREAKDOWN

CAREER

HOME RUNS

Jakob Goldfarb	9
Gabe Matthews	7
Jonny DeLuca	6
Spencer Steer	6
Kenyon Yovan	3

TIED GAME OR GO AHEAD RUN

Spencer Steer	4
Jonny DeLuca	3
Kenyon Yovan	3
Jakob Goldfarb	2
Gabe Matthews	1

SOLO HOME RUNS

Jakob Goldfarb	6
Gabe Matthews	5
Jonny DeLuca	4
Spencer Steer	2
Kenyon Yovan	1

2-RUN HOME RUNS

Spencer Steer	3
Jonny DeLuca	2
Gabe Matthews	2
Jakob Goldfarb	1
Kenyon Yovan	1

3-RUN HOME RUNS

Jakob Goldfarb	2
Spencer Steer	1
Kenyon Yovan	1

GRAND SLAMS

WITH NO OUTS

Gabe Matthews	6
Jakob Goldfarb	3
Jonny DeLuca	2
Kenyon Yovan	1

WITH 1 OUT

Spencer Steer	4
Jonny DeLuca	3
Jakob Goldfarb	2

WITH 2 OUTS

Jakob Goldfarb	4
Spencer Steer	2
Kenyon Yovan	2
Jonny DeLuca	1
Gabe Matthews	1

WITH 0-0 COUNT

Jonny DeLuca	4
Jakob Goldfarb	1
Gabe Matthews	1
Spencer Steer	1
Kenyon Yovan	1

WITH 1-0 COUNT

Jakob Goldfarb	2
Kenyon Yovan	2
Jonny DeLuca	1
Gabe Matthews	1
Spencer Steer	1

WITH 0-1 COUNT

Gabe Matthews	2
---------------	---

WITH 1-0 COUNT

Gabe Matthews	1
Spencer Steer	1

WITH 1-1 COUNT

Spencer Steer	1
---------------	---

WITH 2-0 COUNT

Gabe Matthews	1
---------------	---

WITH 2-1 COUNT

Jakob Goldfarb	2
----------------	---

WITH 0-2 COUNT

Jonny DeLuca	1
--------------	---

WITH 1-2 COUNT

WITH 2-2 COUNT

Gabe Matthews	1
Spencer Steer	1

WITH 3-0 COUNT

Jakob Goldfarb	1
----------------	---

WITH 3-1 COUNT

Jakob Goldfarb	2
----------------	---

WITH 3-2 COUNT

Jakob Goldfarb	1
Spencer Steer	1

PITCHING PROBABLES

Kenyon YOVAN

JR • 6-2 • 222 • RHP

Beaverton, Ore. • Westview HS

YOVAN'S CAREER HIGHS

Career Wins: 7

Innings (Starter): 9.0, vs. Arizona (5/25/18)

Strikeouts: 15, vs. USC (4/28/18)

2019 SEASON

Named to the preseason Golden Spikes Award watch list ... Named Collegiate Baseball and D1Baseball preseason second-team All-America ... A third-team preseason All-America pick by the NCBWA ... Perfect Game Preseason Pac-12 Pitcher of the Year.

2018 SEASON

Named first-team All-Pac-12 Conference for the second straight season ... Received Pac-12 Pitcher of the Week honors twice, following dominant starts against Stanford (April 2) and USC (April 30) ... Appeared in 21 games while making 10 starts after joining the weekend rotation midway through the season ... Went 6-4 with a team-leading 2.98 ERA while recording five saves ... Fanned the fourth-most batters in a single season at Oregon with 98 punch-outs while walking 37 over 84.2 innings ... Went 6-3 with a 2.77 ERA as a starter ... Turned in a quality start in eight of his 10 starts ... **vs. USC (April 28):** Struck out third-most batters in a game in school history, fanning 15 while walking none in a career-high eight innings to earn the win and Pac-12 Pitcher of the Week honors ... **vs. Arizona (May 25):** Pitched first career complete game in a two-hitter, giving up a run and striking out six while walking three ... **at Stanford (March 29):** Got the win after fanning nine and walking just one over six shutout innings to earn Pac-12 Pitcher of the Week recognition ... **vs. Cal (March 24):** Made first career start and picked up the win, throwing five innings with four strikeouts ... **vs. Washington State (April 6):** Went seven innings, striking out eight while giving up a run on six hits to earn the win ... **at Washington (April 15):** Pitched 7.1 innings while fanning seven in a no-decision against as Husky team that made it to the College World Series ... **at UC Irvine (May 4):** Took the loss, pitching seven innings with nine punch-outs while giving up two runs on six hits for sixth quality start ... **vs. Utah (May 11):** Battled through seven innings of two-run ball to get the win, striking out two and walking six ... **at Oregon State (April 20):** Turned in a strong start at an eventual College World Series team in Oregon State, going seven innings with five strikeouts while giving up two runs on five hits in a loss ... **vs. Loyola Marymount (Feb. 16):** Threw two innings and struck out three ... **vs. Indiana State (Feb. 18):** Picked up first save of the season against Indiana State, going two innings and striking out one ... **vs. UC Davis (March 10):** Fanned four and did not allow a hit over two innings to pick up a save ... **vs. Gonzaga (March 13):** Struck out five in two innings to record fifth save.

2017 SEASON

Named a first-team All-American by the National Collegiate Baseball Writers Association ... A second-team Collegiate Baseball All-American selection ... One of four players to earn Collegiate Baseball Freshmen of the Year honors ... Named second-team Freshman All-America by both Perfect game and D1Baseball ... A second-team American Baseball Coaches Association (ABCA) all-region selection ... Earned first-team All-Pac-12 recognition ... A finalist for the NCBWA Stopper of the Year award ... Finished with the fourth most saves in Oregon single-season history with 15 ... Appeared in 22 games out of the bullpen with a 1.97 ERA and 36 strikeouts and just six walks in 32 innings pitched ... Earned a save in half of Oregon's 30 wins ... Did not allow an earned run in his first 13 appearances, while giving up just two unearned runs ... **at Fresno State (Feb. 20):** Earned first career save in first outing on the mound as a Duck, throwing a scoreless ninth inning ... **vs. Mississippi State (March 5):** Picked up first career win in an extra-innings, pitching three innings with a career-high six strikeouts and no walks ... **vs. Washington (March 24):** Pitched two innings to get the save and hold a one-run lead in a series-opening win ... **vs. Arizona State (April 30):** Matched a career-high three innings pitched to earn the save in a 3-2 win.

COLLEGIATE NATIONAL TEAM


Played for the U.S. Collegiate National Team for the second straight summer, appearing in five games and posting a 1.08 ERA in 8.1 innings ... A member of the 28-man Collegiate National Team that played a series vs. Chinese Taipei in 2017 ... Appeared in four games and posted a 2.08 ERA and five strikeouts in 4.1 innings.

SUMMER BALL

Played for the Orleans Firebirds in the Cape Cod League in 2018 ... Competed in the Northwoods League with the Rochester Honkers in 2017 ... Finished with a 2.60 ERA and 23 strikeouts in 27.2 innings pitched for the Honkers ... Played for the Cowlitz Black Bears of the West Coast Collegiate League in 2016 ... Named first-team all-league as a utility player ... Went 1-2 with a 2.61 ERA and 32 strikeouts in 31 innings pitched while hitting .268 with two home runs, 20 RBI and six doubles.

2016 MLB DRAFT

Selected in the 32nd round (957th overall) by the Seattle Mariners.



Yovan's Career Appearances

2017 - Freshman Season (0 Starts, 22 Appearances)

Date	Opponent (W-L-ND-SV)	IP	H	R	ER	BB	K
2/20	at Fresno State (S)*	1.0	1	0	0	0	1
2/25	vs. Seton Hall (S)*	1.0	0	0	0	0	2
3/3	Mississippi State (S)*	1.0	2	0	0	0	1
3/5	Mississippi State (W)*	3.0	4	0	0	0	6
3/10	Santa Clara (S)*	1.2	2	1	0	0	4
3/12	Santa Clara (S)*	1.0	0	0	0	0	0
3/17	at California (S)*	1.1	0	0	0	0	3
3/24	Washington (S)*	2.0	1	0	0	0	1
3/25	Washington (S)*	1.0	0	0	0	2	1
3/28	at Portland (S)*	1.0	0	0	0	0	1
4/3	at BYU (S)*	2.0	1	1	0	0	1
4/8	UC Irvine (S)*	1.2	0	0	0	0	1
4/13	at Arizona (S)*	1.2	1	0	0	0	3
4/23	Stanford (ND)*	1.0	3	2	2	0	0
4/30	Arizona State (S)*	3.0	2	0	0	1	2
5/6	at Washington State (ND)*	1.0	1	0	0	1	1
5/7	at Washington State (L)*	1.2	7	5	5	0	2
5/13	Oregon State (ND)*	1.1	0	0	0	2	3
5/17	Loyola Marymount (ND)*	1.0	0	0	0	0	0
5/19	at USC (ND)*	1.0	1	0	0	0	1
5/21	at USC (S)*	1.0	0	0	0	0	0
5/27	UCLA (S)*	1.2	0	0	0	0	2

* Relief Appearance

2018 - Sophomore Season (10 Starts, 21 Appearances)

Date	Opponent (W-L-ND-SV)	IP	H	R	ER	BB	K
2/16	vs. Loyola Marymount (ND)*	2.0	1	0	0	2	3
2/18	vs. Indiana State (S)*	2.0	1	0	0	1	1
2/24	at Loyola Marymount (S)*	1.0	0	0	0	0	1
2/25	at Loyola Marymount (ND)*	1.0	2	3	3	2	2
3/2	FAU (S)*	1.0	0	0	0	2	1
3/4	FAU (ND)*	2.0	0	0	0	2	3
3/10	UC Davis (S)*	2.0	0	0	0	0	4
3/11	UC Davis (ND)*	1.0	2	1	1	0	3
3/13	Gonzaga (S)*	2.0	2	0	0	1	5
3/16	at Arizona State (L)*	0.1	2	3	3	3	1
3/18	at Arizona State (ND)*	2.0	2	0	0	1	3
3/24	California (W)	5.0	5	1	1	3	4
3/29	at Stanford (W)	6.0	3	0	0	1	9
4/6	Washington State (W)	7.0	6	1	1	2	8
4/15	at Washington (ND)	7.1	4	3	3	3	7
4/20	at Oregon State (L)	7.0	5	2	2	1	5
4/28	USC (W)	8.0	5	2	2	0	15
5/4	at UC Irvine (L)	7.0	6	2	2	2	9
5/11	Utah (W)	7.0	6	2	2	6	2
5/18	at UCLA (L)	5.0	7	7	7	2	6
5/25	Arizona (W)	9.0	2	1	1	3	6

* Relief Appearance

YOVAN'S CAREER STATS

Year	ERA	W	L	App	GS	CG	SHO	CBO	SV	IP	H	R	ER	BB	SO	2B	3B	HR	BF	B/Avg	WP	HBP	BK	SFA	SHA
2017	1.97	1	1	22	0	0	0	5	15	32.0	26	9	7	6	36	6	0	0	131	.213	2	3	0	0	0
2018	2.98	6	4	21	10	0	0	1	5	84.2	61	28	28	37	98	9	5	4	354	.204	1	11	1	2	5
Totals	2.70	7	5	43	10	0	0	6	20	116.2	87	37	35	43	134	15	5	4	485	.207	3	14	1	2	5

PITCHING PROBABLES

Ryne NELSON

JR • 6-3 • 184 • RHP

Henderson, Nev. • Basic HS

NELSON'S CAREER HIGHS

Career Wins: 3

Innings (Reliever): 3.0, 2x, last at Washington (4/15/18)

Strikeouts: 6, 2x, last at Washington (4/15/18)

2019 SEASON

Named Baseball America second-team preseason All-America.

2018 SEASON

Earned Pac-12 All-Academic honorable mention recognition ... Appeared in 16 games on the mound, all out of the bullpen ... Finished 3-1 with a 3.86 ERA and four saves ... Struck out 37 with 14 walks over 23.1 innings ... Did not allow a run over first six appearances, going 7.1 innings and striking out 14 while walking just one over that span ... **at Loyola Marymount (Feb. 25):** Picked up back-to-back strikeouts to earn the save after entering with the bases loaded and one out to hang on to a two-run lead ... **vs. FAU (March 5):** Struck out three over two hitless innings of relief ... **vs. UC Davis (March 10):** Fanned five over two innings to earn the save ... **vs. Washington State (April 6):** Got the save in both games of the doubleheader, going 1.2 innings with four strikeouts in game one, before getting two punch-outs in an inning of work in game two ... **at Washington (April 15):** Picked up the win after throwing three innings with six strikeouts while allowing a run on no hits ... **at UC Irvine (May 6):** Pitched the final two innings of a 10-5 win, with four strikeouts and two walks ... Offensively, hit .171 with five doubles, seven RBI and 19 runs scored ... **at Loyola Marymount (Feb. 25):** Went 3-for-4 with two runs scored ... **vs. UC Davis (March 9-11):** Hit .500 (6-for-12) with three RBI, a double and four runs scored in the four-game series ... **at San Francisco (April 2):** Went 2-for-4 with an RBI and a walk in a 5-2 win ... **vs. Washington State (April 6):** Finished 2-for-4 with a double in a 4-2 win.

2017 SEASON

Made nine appearances on the mound, including one start ... Struck out 17 batters while walking five in 13.1 innings with a 4.72 ERA and a 0-1 record ... Did not allow a run in three appearances with three strikeouts before suffering an injury that kept him off the mound until May 2 ... **at Oregon State (May 2):** Took the loss in first career start, giving up a run on a hit with two strikeouts and two walks ... **vs. Oregon State (May 12):** Dominated over three innings of relief, striking out six with one walk to keep the deficit at just one ... At the plate, hit .167 with a double and four runs scored, appearing in 18 games with six starts ... **at Arizona (April 15):** Picked up first career base hit in a pinch-hitting role ... **vs. Arizona State (April 30):** Recorded first multi-hit game in a win, going 2-for-4 with a double.

HIGH SCHOOL

A four-year letterman and 2016 graduate of Basic High School ... Named first-team all-state as a utility player as a senior after helping lead Basic to the Nevada Division I state championship ... Earned second-team All-Sunrise Region honors as both an infielder and pitcher after hitting .415 with 12 doubles and 20 RBI, while going 7-2 with a 1.91 ERA and 57 strikeouts on the mound ... Delivered a walk-off single to give Basic a 3-2 win in the state quarterfinals ... Selected second-team all-state and first-team All-Sunrise Region as a junior ... Hit .412 with four home runs and 20 RBI along with a record of 6-1 and a 2.03 ERA with 41 strikeouts ... Picked up second-team All-Sunrise Region honors after hitting .350 with one home run, 23 RBI and a .437 on-base-percentage ... High school baseball coach was Scott Baker.



Nelson's Career Appearances

2017 - Freshman Season (1 Start, 9 Appearances)

Date	Opponent (W-L-ND-SV)	IP	H	R	ER	BB	K
2/19	at Fresno State (ND)*	1.2	2	0	0	0	2
2/20	at Fresno State (ND)*	1.0	0	0	0	0	0
2/25	vs. Seton Hall (ND)*	1.0	0	0	0	0	1
5/2	at Oregon State (L)	1.0	1	1	1	2	2
5/9	at Portland (ND)*	1.0	1	1	1	1	2
5/12	Oregon State (ND)*	3.0	1	0	0	1	6
5/17	Loyola Marymount (ND)*	1.0	0	0	0	0	0
5/20	at USC (ND)*	1.2	5	4	2	1	2
5/27	UCLA (ND)*	2.0	5	3	3	0	2

*Relief Appearance

2018 - Sophomore Season (0 Starts, 16 Appearances)

Date	Opponent (W-L-ND-S)	IP	H	R	ER	BB	K
2/25	at Loyola Marymount (S)*	0.2	0	0	0	1	2
3/5	FAU (ND)*	2.0	0	0	0	0	3
3/10	UC Davis (S)*	2.0	2	0	0	0	5
3/18	at Arizona State*	1.0	0	0	0	0	1
3/24	California (ND)*	0.1	0	0	0	0	0
3/26	San Francisco (ND)*	1.1	1	0	0	0	3
3/31	at Stanford (ND)*	2.0	4	3	3	3	3
4/6	Washington State (S)*	1.2	0	0	0	1	4
4/6	Washington State (S)*	1.0	0	0	0	0	2
4/9	Portland (L)*	1.0	3	2	1	1	2
4/15	at Washington (W)*	3.0	0	1	1	3	6
4/21	at Oregon State (ND)*	1.0	1	0	0	0	1
4/29	USC (W)*	2.0	4	1	1	1	1
5/6	at UC Irvine (ND)*	2.0	1	0	0	2	4
5/13	Utah (W)*	1.0	1	0	0	0	0
5/26	Arizona (ND)*	1.1	4	4	4	2	0

*Relief Appearance

NELSON'S CAREER STATS

Year	ERA	W	L	App	GS	CG	SHO	CBO	SV	IP	H	R	ER	BB	SO	2B	3B	HR	BF	B/Avg	WP	HBP	BK	SFA	SHA
2017	4.72	0	1	9	1	0	0	1	0	13.1	15	9	7	5	17	3	0	0	61	.273	3	0	0	1	0
2018	3.86	3	1	16	0	0	0	0	4	23.1	21	11	10	14	37	1	0	1	104	.250	2	0	0	1	5
Totals	4.17	3	2	25	1	0	0	1	4	36.2	36	20	17	19	54	4	0	1	165	.259	5	0	0	2	5

PITCHING PROBABLES

Cullen KAFKA

SO • 6-4 • 208 • RHP

Walnut Creek, Calif. • De La Salle HS

KAFKA'S CAREER HIGHS

Career Wins: 3

Innings (Starter): 5.1 vs. FAU (3/5/18)

Strikeouts: 5, 2x, last vs. Oregon State (5/8/18)

2018 SEASON


Made 16 appearances, six of them starts ... Finished 3-2 with a 6.80 ERA and 37 strikeouts to 11 walks in 41 innings ... **at UNLV (Feb. 17):** Went two innings and gave up four runs on two hits with a strikeout in first career appearance ... **vs. Seattle U (Feb. 27):** Got the win in first career start, pitching three shutout innings with three strikeouts ... **vs. FAU (March 5):** Earned second win, allowing three runs on four hits in 5.1 innings while fanning three ... **vs. Cal (March 25):** Pitched 2.1 shutout innings in relief, striking out one while allowing two hits ... **at San Francisco (April 2):** Picked up the win, striking out three over two innings of relief ... **at Portland (April 25):** Went 2.2 scoreless innings out of the bullpen, striking out two and walking none ... **vs. Oregon State (May 1):** Struck out three over 2.2 shutout innings of relief, giving up two hits ... **at UC Irvine (May 5):** Gave up a run on two hits while fanning one in 1.2 innings of relief ... **vs. Oregon State (May 8):** Tied a season-high with five strikeouts in 4.2 innings but took the loss, giving up a run on four hits ... **vs. Utah (May 12):** Pitched the final two innings in a win, striking out two while allowing no runs on three hits.

HIGH SCHOOL

A two-year letterman at De La Salle High School in Concord, Calif. ... The 39th-ranked right-handed pitcher in California by Perfect Game ... A first-team all-state selection by CalHiSports.com as a senior in 2017 ... Named the East Bay Athletic League Pitcher of the Year ... Also named the San Jose Mercury News' East Bay Player of the Year ... Went 11-1 with a 1.15 ERA and 98 strikeouts in 73.1 innings pitched to lead De La Salle to a CIF North Coast Section championship ... Started and struck out eight over six innings in the title game ... Received honorable mention all-state and all-league recognition in 2016 ... Finished junior season with a 2-1 record and a 1.50 ERA ... A Rawlings-Perfect Game Honorable Mention All-American selection in 2017 ... An Underclassmen High honorable mention selection by Perfect Game in 2015 and 2016 ... High school coach was David Jeans.

SUMMER BALL

Named first-team All-West Coast League with the Yakima Valley Pippins in 2018 ... Went 4-3 with a 2.40 ERA and 50 strikeouts in 45.2 innings pitched over 10 appearances (eight starts) ... Played for the Yakima Valley in 2017 ... Appeared in five games, making three starts, finishing 1-2 with a 4.35 ERA in 20.2 innings.



Kafka's Career Appearances

2018 - Freshman Season (6 Starts, 16 Appearances)

Date	Opponent (W-L-ND-SV)	IP	H	R	ER	BB	K
2/17	at UNLV (ND)*	2.0	2	4	4	2	1
2/27	Seattle (W)	3.0	2	0	0	0	3
3/5	FAU (W)	5.1	4	3	3	1	3
3/11	UC Davis (ND)	3.2	7	6	6	1	3
3/25	California (ND)*	2.1	2	0	0	2	1
4/2	at San Francisco (W)*	2.0	4	2	2	0	3
4/9	Portland (ND)	2.1	8	6	6	2	5
4/25	at Portland (ND)*	2.2	1	0	0	0	2
4/27	USC (ND)*	0.0	0	2	2	2	0
5/1	Oregon State (ND)*	2.2	2	0	0	0	3
5/5	at UC Irvine (ND)*	1.2	2	1	1	0	1
5/8	Oregon State (L)	4.2	4	1	1	2	5
5/12	Utah (ND)*	2.0	3	0	0	0	2
5/18	at UCLA (ND)*	1.2	1	1	1	2	1
5/20	at UCLA (ND)*	2.0	4	2	2	0	2
5/24	Arizona (ND)	3.0	7	4	3	0	2

* Relief Appearance

KAFKA'S CAREER STATS

Year	ERA	W	L	App	GS	CG	SHO	CBO	SV	IP	H	R	ER	BB	SO	2B	3B	HR	BF	B/Avg	WP	HBP	BK	SFA	SHA
2018	6.80	3	2	16	6	0	0	1	0	41.0	53	32	31	14	37	11	3	1	191	.312	1	4	0	1	2

PITCHING PROBABLES

Cole STRINGER

JR • 6-0 • 179 • LHP

Portland, Ore. • Central Catholic HS

STRINGER'S CAREER HIGHS

Wins: 6

Innings (Starter): 7.0, 2x, last at Fresno State (2/19/17)

Strikeouts: 8, at Fresno State (2/19/17)

2018 SEASON

Redshirted after starting three games before suffering a season-ending injury ... Went 0-2 with a 6.23 ERA with six strikeouts over 13 innings ...

at UNLV (Feb. 17): Went 4.2 innings and suffered the loss, striking out two while giving up four runs on seven hits ... **at Loyola Marymount (Feb. 24):** Allowed just one run on four hits over five innings, taking a no-decision at Loyola Marymount ... **vs. FAU (March 3):** Took the loss, going 3.1 innings and allowing four runs on four hits with three strikeouts.

2017 SEASON


Made 11 starts in 16 appearances as a sophomore ... Went 4-3 with a 3.80 ERA in 66.1 innings with 41 strikeouts and 13 walks ... at Fresno State (Feb. 17): Struck out a career-high eight batters over seven innings of one-run ball to pick up the win ... **vs. Mississippi State (March 5):** Got the no-decision after allowing three earned runs on eight hits over 5.1 innings with three strikeouts ... **vs. Santa Clara (March 12):** Earned the win, throwing 5.2 shutout innings with three strikeouts and one walk, giving up four hits ... **at Cal (March 19):** Suffered first loss of the season after pitching four innings, allowing two runs on four hits, striking out two and walking two ... **at Utah (April 2):** Threw six innings of relief with four strikeouts while giving up six runs, five earned, on seven hits in loss ... **vs. Portland (April 11):** Went four innings allowing just one earned run on one hit with five strikeouts and one walk to pick up the win ... **at Arizona (April 14):** Pitched 1.1 scoreless innings of relief with one strikeout ... **vs. Stanford (April 23):** Came out of the bullpen and went 4.1 innings with three strikeouts and a walk while giving up two earned runs on five hits ... **vs. Arizona State (April 30):** Picked up the win, pitching 5.2 innings, allowing just one earned run on three hits with three strikeouts and no walks ... **at Washington State (May 7):** Pitched well for second straight start, going 5.1 shutout innings with four strikeouts in a no-decision ... **at USC (May 21):** Took no-decision after pitching six innings with three strikeouts and no walks, allowing two runs on five hits at USC.

2016 SEASON

Appeared in 15 games, making three starts ... Finished the year 2-2 with a 3.81 ERA in 26 innings with 20 strikeouts ... vs. Oregon State (April 18): Impressed with three scoreless innings of relief with two strikeouts ... **vs. Oregon State (April 27):** Earned first career start in the second of five Civil War match-ups, throwing two scoreless innings with three strikeouts while earning the win ... **vs. San Diego (May 2):** Picked up the win with a strong start against San Diego in Hillsboro, Ore. allowing just two runs in seven-plus innings with a pair of strikeouts ... **vs. Gonzaga (May 10):** Suffered the loss, allowing five runs on five hits with three strikeouts over 5.1 innings ... **at Oregon State (May 14-15):** Did not allow a run over two relief appearances, throwing 1.2 innings and allowing just one hit ... **vs. Arizona (May 22):** Provided stellar relief against Arizona with three scoreless innings while striking out a pair.

HIGH SCHOOL

A native of Portland, Ore., and a three-year letterman at Central Catholic High School ... Earned first-team all-league and second-team all-state recognition as well as honorable mention All-American honors from Perfect Game as a senior ... Played in the 2015 Oregon All-Star Series and was named the North's Most Outstanding Pitcher ... Earned second-team all-league and all-state honorable mention honors as a junior and first-team all-league recognition as a sophomore ... High school coach was Dan Floyd.



2016 - Freshman Season (3 Starts, 15 Appearances)

Date	Opponent (W-L-ND-SV)	IP	H	R	ER	BB	K
2/21	at San Diego State (ND)*	0.0	1	1	1	0	0
4/6	Portland (ND)*	1.0	0	0	0	0	3
4/13	vs. Portland (ND)*	1.0	1	1	0	1	1
4/18	Oregon State (ND)*	3.0	2	0	0	0	2
4/23	at UCLA (ND)*	0.1	2	2	2	0	1
4/27	Oregon State (W)	2.0	0	0	0	1	3
5/2	vs. San Diego (W)	7.0	7	2	2	2	2
5/7	at Arizona State (ND)*	0.2	0	0	0	0	1
5/10	Gonzaga (L)	5.1	5	5	5	2	3
5/14	at Oregon State (ND)*	1.1	1	0	0	0	0
5/15	at Oregon State (ND)*	0.1	0	0	0	0	0
5/17	Portland (ND)*	1.0	0	0	0	0	2
5/22	Arizona (ND)*	3.0	2	0	0	2	2
5/26	at Stanford (L)*	0.0	2	1	1	1	0
5/28	at Stanford (ND)*	0.0	1	0	0	0	0

* Relief Appearance

2017 - Sophomore Season (11 Starts, 16 Appearances)

Date	Opponent (W-L-ND-SV)	IP	H	R	ER	BB	K
2/19	at Fresno State (W)	7.0	6	1	1	2	8
2/25	at San Diego (ND)	4.0	6	2	2	1	0
3/5	Mississippi State (ND)	5.1	8	3	3	0	3
3/12	Santa Clara (W)	5.2	4	0	0	1	3
3/19	at California (L)	4.0	4	2	2	2	2
3/26	Washington (ND)*	1.0	3	2	2	0	0
4/2	at Utah (ND)*	6.0	7	6	5	1	4
4/11	Portland (W)	4.0	1	1	1	1	5
4/14	at Arizona (ND)*	1.1	1	0	0	0	1
4/15	at Arizona (ND)*	0.2	1	1	1	2	0
4/23	Stanford (ND)*	4.1	5	2	2	1	3
4/30	Arizona State (W)	5.2	3	1	1	0	3
5/7	at Washington State (ND)	5.1	5	0	0	0	4
5/13	Oregon State (L)	4.0	5	2	2	2	2
5/21	at USC (ND)	6.0	5	2	2	0	3
5/27	UCLA (L)	2.0	6	4	4	0	0

* Relief Appearance

2018 - Redshirt Season (3 Starts, 3 Appearances)

Date	Opponent (W-L-ND-SV)	IP	H	R	ER	BB	K
2/17	at UNLV (L)	4.2	7	4	4	0	2
2/24	at Loyola Marymount (ND)	5.0	4	1	1	1	1
3/3	FAU (L)	3.1	4	4	4	3	3

STRINGER'S CAREER STATS

Year	ERA	W	L	App	GS	CG	SHO	CBO	SV	IP	H	R	ER	BB	SO	2B	3B	HR	BF	B/Avg	WP	HBP	BK	SFA	SHA
2016	3.81	2	2	15	3	0	0	0	0	26.0	24	12	11	9	20	4	0	3	109	.255	3	2	1	0	4
2017	3.80	4	3	16	11	0	0	1	0	66.1	70	29	28	13	41	15	1	6	277	.281	2	7	0	5	3
2018	6.23	0	2	3	3	0	0	0	0	13.0	15	9	9	4	6	4	0	0	57	.300	1	1	0	1	1
Totals	4.10	6	7	34	17	0	0	1	0	105.2	109	50	48	26	67	23	1	9	443	.277	6	10	1	6	8

PITCHING PROBABLES

Kolby SOMERS

SO • 6-0 • 210 • LHP

Hillsboro, Ore. • Century HS

SOMERS' CAREER HIGHS

Career Wins: 2

Innings (Reliever): 6.1 vs. USC (4/29/18)

Strikeouts: 7 vs. Washington (4/15/18)

2018 SEASON

Appeared in 16 games, making 11 starts ... Struck out 46 while walking just 13 in 62.1 innings pitched ... Finished 2-7 with a 4.62 ERA ... **vs. USC (April 29):** Set a career-high with 6.1 shutout innings, giving up just two hits while striking out four and walking one in a no-decision ... **at Stanford (March 31):** Struck out six over six innings of one-run ball, walking none and giving up just three hits in a loss ... **vs. UC Davis (March 10):** Faced the minimum in first collegiate start, striking out four over five innings to pick up first career win ... **vs. Cal (March 25):** Pitched 5.2 innings while striking out three but took the loss ... **at UC Irvine (May 6):** Got the win after throwing five innings and striking out three while allowing three runs on five hits ... **vs. Utah (May 12):** Took a no-decision, giving up three runs, two earned, on five hits ... **vs. Washington State (April 6):** Took the loss, allowing three runs on six hits while fanning four in 5.1 innings ... **at Washington (April 15):** Fanned a season-high seven with no walks in 4.1 innings while giving up two runs on eight hits in a loss ... **vs. Indiana State (Feb. 18):** Tossed 1.2 scoreless innings while giving up three hits with two strikeouts in first career appearance ... **at Loyola Marymount (Feb. 23):** Struck out three in two innings of relief ... **at Loyola Marymount (Feb. 25):** Went 1.1 innings out of the bullpen, striking out one ... **vs. Arizona (May 24):** Threw four innings out of the bullpen and fanned two while giving up two runs on four hits.

HIGH SCHOOL

A four-year letterman at Century High School in Hillsboro ... The Oregon 6A State Pitcher of the Year as a senior ... Named a second-team Collegiate Baseball High School All-American ... Earned first-team recognition on the USA Today All-USA Oregon Baseball Team as a pitcher ... Finished with a 1.02 ERA and 93 strikeouts to only seven walks in 48 innings pitched ... Also batted .341 with 15 doubles and 18 RBI with an on-base percentage of .424 ... Named to the Oregon 6A All-State Baseball Team as an outfielder in 2016 ... A 2016 All-Metro League selection as an outfielder and pitcher as a junior ... Selected to USA Today's All-USA Oregon First Team as an outfielder ... Finished 2016 with a 1.70 ERA and 78 strikeouts in 50 innings pitched while also hitting .490 ... Also made the Oregon 6A all-state and all-league teams as a first baseman as a sophomore batting .457 ... On the mound as a sophomore finished with a 2.93 ERA while striking out 62 in 43 innings pitched ... Claimed honorable mention all-league honors as both a pitcher and first baseman as a freshman finishing with a 2.54 ERA and a .356 batting average ... Part of the Kansas City Royals' Area Code Team in 2016 ... High school baseball coach was Mason Wright.

SUMMER BALL

Played for the Corvallis Knights of the West Coast League in 2017 ... Pitched in six games, going 10.2 innings with 10 strikeouts and a 5.06 ERA.

2017 MLB DRAFT

Selected in the 38th round (1,143rd overall) by the Seattle Mariners.



Somers' Career Appearances

2018 - Freshman Season (11 Starts, 16 Appearance)


Date	Opponent (W-L-ND-SV)	IP	H	R	ER	BB	K
2/18	vs. Indiana State (ND)*	1.2	3	0	0	0	2
2/23	at Loyola Marymount (ND)*	2.0	2	1	1	1	3
2/25	at Loyola Marymount (ND)*	1.1	2	1	0	0	1
3/5	FAU (ND)*	0.2	1	1	1	0	0
3/10	UC Davis (W)	5.0	2	0	0	0	4
3/18	at Arizona State (L)	3.1	7	4	4	1	1
3/25	California (L)	5.2	6	5	2	2	3
3/31	at Stanford (L)	6.0	3	1	1	0	6
4/8	Washington State (L)	5.1	6	3	3	3	4
4/15	at Washington (L)	4.1	8	2	2	0	7
4/21	at Oregon State (L)	2.2	10	6	6	0	2
4/29	USC (ND)	6.1	2	0	0	1	4
5/6	at UC Irvine (W)	5.0	5	3	3	1	3
5/13	Utah (ND)	5.1	5	3	2	2	1
5/20	at UCLA (L)	3.2	5	7	5	2	3
5/24	Arizona (ND)*	4.0	4	2	2	0	2

* Relief Appearance

SOMERS' CAREER STATS

Year	ERA	W	L	App	GS	CG	SHO	CBO	SV	IP	H	R	ER	BB	SO	2B	3B	HR	BF	B/Avg	WP	HBP	BK	SFA	SHA
2018	4.62	2	7	16	11	0	0	0	0	62.1	71	39	32	13	46	9	3	5	270	.293	4	5	1	4	6

POSITION PLAYER PROFILES



Jonny DELUCA

SO • 5-11 • 196 • OF

Agoura Hills, Calif. • Agoura HS

CAREER HIGHS

Hits: 2, 14x, last vs. Arizona (5/26/18)
Runs: 2, 4x, last vs. Utah (5/12/18)
RBI: 4, at Stanford (3/29/18)
Doubles: 1, 5x, last vs. Arizona (5/25/18)
Triples: None
Home Runs: 1, 6x, last at UCLA (5/19/18)
Walks: 2, 3x, last at Washington (4/15/18)
Stolen Bases: 1, 6x, last vs. Utah (5/11/18)

SEASON HIGHS


Hits:
Runs:
RBI:
Doubles:
Triples:
Home Runs:
Walks:
Stolen Bases:

CAREER HIGHLIGHTS

- Set a UO freshman record with six home runs
- Six home runs were also tied for the team-lead
- Finished second on the team with 32 RBI
- Drafted by the Minnesota Twins in the 39th round of the 2017 MLB Draft
- Ranked the No. 36 prospect among college hitters and No. 72 overall prospect for the 2019 MLB Draft by D1Baseball

DELUCA'S CAREER STATS

Year	AVG	GP	GS	AB	R	H	2B	3B	HR	RBI	OBP	SLG	OPS	BB	HBP	SO	GDP	SF	SH	SB	SBA	PO	A	E	FLD PCT
2018	.212	55	54	203	24	43	5	0	6	32	.270	.325	.595	18	1	28	0	8	7	6	10	141	2	2	.986



Jakob GOLDFARB

SR • 6-1 • 196 • C/OF

Scottsdale, Ariz. • Desert Mountain HS

CAREER HIGHS

Hits: 4, 2x, last vs. Cal (3/24/18)
Runs: 3, at UC Irvine (5/5/18)
RBI: 5, vs. Loyola Marymount (2/16/18)
Doubles: 2, 3x, last vs. USC (4/27/18)
Triples: 1, 3x, last vs. Cal (3/24/18)
Home Runs: 2, vs. Indiana State (2/18/18)
Walks: 3, at USC (4/19/15)
Stolen Bases: 1, 7x, last at Portland (4/25/18)

SEASON HIGHS

Hits:
Runs:
RBI:
Doubles:
Triples:
Home Runs:
Walks:
Stolen Bases:


CAREER HIGHLIGHTS

- Named honorable mention All-Pac-12 Conference in 2018
- Received Pac-12 All-Academic honorable mention recognition in 2016 and 2018
- Led the team in 10 major offensive categories in 2018
- Hit .308 with six home runs, 13 doubles, 60 hits and 35 runs scored in 2018
- Is the program's all-time leader in outfield assists with 12
- Tied the school single-season record for outfield assists with seven as a junior

GOLDFARB'S CAREER STATS

Year	AVG	GP	GS	AB	R	H	2B	3B	HR	RBI	OBP	SLG	OPS	BB	HBP	SO	GDP	SF	SH	SB	SBA	PO	A	E	FLD PCT
2015	.263	54	44	171	25	45	6	2	2	17	.369	.357	.726	24	7	48	2	4	4	1	1	57	4	3	.953
2016	.217	40	19	83	9	18	3	0	1	8	.286	.289	.575	6	2	24	1	0	2	3	3	45	2	1	.979
2017																									
2018	.308	53	53	195	35	60	13	2	6	29	.397	.487	.884	24	7	45	0	3	2	14	18	113	8	2	.984
Totals	.274	147	116	449	69	123	22	4	9	54	.367	.401	.768	54	16	117	3	7	8	18	22	215	14	6	.974

POSITION PLAYER PROFILES



Gabe MATTHEWS

JR • 6-2 • 218 • 1B

Salem, Ore. • South Salem HS

CAREER HIGHS

Hits: 4, 3x, last vs. Indiana State (2/18/18)
Runs: 3, vs. UC Irvine (2/24/17)
RBI: 3, 4x, last vs. Utah (5/12/18)
Doubles: 2, 3x, last at Washington (4/15/18)
Triples: 1, 2x, last vs. Utah (5/12/18)
Home Runs: 1, 7x, last at Washington (4/15/18)
Walks: 3, vs. Arizona State (4/30/17)
Stolen Bases: 1, 4x, last at Washington (4/15/18)

SEASON HIGHS


Hits:
Runs:
RBI:
Doubles:
Triples:
Home Runs:
Walks:
Stolen Bases:

CAREER HIGHLIGHTS

- A *Collegiate Baseball* Freshman All-American in 2017
- Named to the 2017 Tony Gwynn Classic All-Tournament Team after hitting .571
- Second on the team in batting average in 2017, hitting .282
- Had three home runs and 26 RBI along with seven doubles
- Hit .265 with four home runs and 27 RBI as a sophomore
- Finished tied for the team lead in doubles with 13
- Slugged .403 to finish third on the team

MATTHEWS' CAREER STATS

Year	AVG	GP	GS	AB	R	H	2B	3B	HR	RBI	OBP	SLG	OPS	BB	HBP	SO	GDP	SF	SH	SB	SBA	PO	A	E	FLD PCT
2017	.282	51	48	177	21	50	7	1	3	26	.381	.384	.765	24	6	34	5	3	0	1	2	240	18	3	.989
2018	.265	55	55	196	23	52	13	1	4	27	.381	.403	.784	28	10	65	4	2	0	3	5	397	20	2	.995
Totals	.273	106	103	373	44	102	20	2	7	53	.381	.394	.775	52	16	99	9	5	0	4	7	637	38	5	.993



Spencer STEER

JR • 5-11 • 185 • INF

Long Beach, Calif. • Millikan HS

CAREER HIGHS

Hits: 3, 5x, last at UC Irvine (5/5/18)
Runs: 2, 11x, last vs. Utah (5/12/18)
RBI: 5, at UC Irvine (5/6/18)
Doubles: 2, at California (3/17/17)
Triples: 1, 4x, last at Arizona State (3/17/18)
Home Runs: 1, 6x, last at UC Irvine (5/6/18)
Walks: 3, vs. Utah (5/12/18)
Stolen Bases: 1, 7x, last at Portland (4/25/18)

SEASON HIGHS

Hits:
Runs:
RBI:
Doubles:
Triples:
Home Runs:
Walks:
Stolen Bases:


CAREER HIGHLIGHTS

- Named a *Collegiate Baseball* Freshman All-American in 2017
- Hit .262 while leading the team with 12 doubles and 35 RBI
- Led the team with 10 multiple-RBI games and finished second with 15 multi-hit games
- An All-Pac-12 honorable mention selection as a sophomore
- Received Pac-12 All-Academic honorable mention recognition
- Drove in a team-high 37 runs and was third on the team with a .275 batting average
- Hit four home runs and 11 doubles while scoring 30 runs

STEER'S CAREER STATS

Year	AVG	GP	GS	AB	R	H	2B	3B	HR	RBI	OBP	SLG	OPS	BB	HBP	SO	GDP	SF	SH	SB	SBA	PO	A	E	FLD PCT
2017	.262	54	54	191	23	50	12	3	2	35	.357	.387	.744	18	13	24	5	5	3	4	6	42	72	9	.927
2018	.275	53	53	189	30	52	11	1	4	37	.381	.407	.788	24	12	31	2	6	2	4	7	38	104	11	.928
Totals	.268	107	107	380	53	102	23	4	6	72	.369	.397	.766	42	25	55	7	11	5	8	13	80	176	20	.928

POSITION PLAYER PROFILES



Evan WILLIAMS

SO • 6-0 • 190 • OF

Scottsdale, Ariz. • Horizon HS

CAREER HIGHS

Hits: 2, at Washington (4/15/18)
Runs: 2, 2x, last vs. FAU (3/5/18)
RBI: 2, 2x, last vs. UC Davis (3/10/18)
Doubles: 1, 3x, last vs. Gonzaga (3/13/18)
Triples: None
Home Runs: None
Walks: 3, vs. FAU (3/5/18)
Stolen Bases: 1, 2x, last vs. Washington State (4/6/18)

SEASON HIGHS


Hits:
Runs:
RBI:
Doubles:
Triples:
Home Runs:
Walks:
Stolen Bases:

CAREER HIGHLIGHTS

- Played in 31 games as a freshman, starting 26 in left field
- Finished with three doubles, seven RBI and eight runs scored
- Recorded first career multi-hit game in a win over Washington, going 2-for-6
- Hit .264 in summer ball in 2018, hitting two home runs and scoring 23 runs in 32 games with Wenatchee in the West Coast League

WILLIAMS' CAREER STATS

Year	AVG	GP	GS	AB	R	H	2B	3B	HR	RBI	OBP	SLG	OPS	BB	HBP	SO	GDP	SF	SH	SB	SBA	PO	A	E	FLD PCT
2018	.132	31	26	68	8	9	3	0	0	7	.259	.176	.435	11	1	23	2	1	1	2	3	45	1	0	1.000



Kenyon YOVAN

JR • 6-2 • 222 • RHP/INF

Beaverton, Ore. • Westview HS

CAREER HIGHS

Hits: 2, 7x, last vs. Arizona (5/26/18)
Runs: 3, vs. Portland (4/9/18)
RBI: 3, 2x, last vs. Oregon State (5/1/18)
Doubles: 1, 8x, last vs. USC (4/27/18)
Triples: None
Home Runs: 1, 3x, last vs. Utah (5/11/18)
Walks: 3, 2x, last vs. Indiana State (2/18/18)
Stolen Bases: None

SEASON HIGHS

Hits:
Runs:
RBI:
Doubles:
Triples:
Home Runs:
Walks:
Stolen Bases:

CAREER HIGHLIGHTS

- Named to the NCBWA Preseason All-America third-team as a utility player in 2019
- Hit .233 with three home runs, six doubles and 12 RBI as a sophomore
- Made 33 starts at designated hitter
- Launched a game-tying solo shot in the bottom of the ninth against Portland (4/9/18)
- Hit a three-run home run in the first inning against Oregon State (5/1/18)
- Put Oregon in front for good with a fourth-inning two-run bomb against Utah (5/11/18)

YOVAN'S CAREER STATS

Year	AVG	GP	GS	AB	R	H	2B	3B	HR	RBI	OBP	SLG	OPS	BB	HBP	SO	GDP	SF	SH	SB	SBA	PO	A	E	FLD PCT
2017	.132	35	9	38	3	5	1	0	0	5	.283	.158	.441	6	2	16	0	0	1	0	0	12	2	0	1.000
2018	.233	51	41	116	13	27	6	0	3	12	.321	.362	.683	13	3	36	2	2	0	0	1	16	9	1	.962
Totals	.208	86	50	154	16	32	7	0	3	17	.311	.312	.623	19	5	52	2	2	1	0	1	28	11	1	.975

THE LAST TIME

Team

Won 10 or more consecutive games.....	10, Feb. 18-Mar. 4, 2012
Won 15 or more consecutive game	
Won 15 or more consecutive home games	16, March 15-May 4, 2014
Won 5 or more consecutive conference games.....	5, April 9-17, 2016
Won 5 or more consecutive conference home games	5, April 9-17, 2016
Won 5 or more consecutive road games	5, May 10-19, 2015
Lost 5 or more consecutive games.....	April 15-25, 2018
Lost 5 or more consecutive conference games.....	May 6-13, 2017

Scored 10 or more runs in three consecutive games.....	February 19-23, 2012
Scored 15 or more runs in a game	15, vs. Portland (May 17, 2016)
Scored 20 or more runs in a game	22, vs. New Mexico State (February 21, 2015)
Allowed 10 or more runs in a game.....	10, at UCLA (May 20, 2018)
Allowed 20 or more runs in a game.....	20-9, vs. Washington State, 1981

Scored 5 or more runs in an inning.....	6, vs. Utah (May 12, 2018)
Scored 6 or more runs in an inning.....	6, vs. Utah (May 12, 2018)
Scored 7 or more runs in an inning.....	10, vs. Seattle (February 27, 2018)
Scored 8 or more runs in an inning.....	10, vs. Seattle (February 27, 2018)
Scored 9 or more runs in an inning.....	10, vs. Seattle (February 27, 2018)
Scored 10 or more runs in an inning.....	10, vs. Seattle (February 27, 2018)

Was shut out	10-0, vs. Oregon State (May 8, 2018)
Was shut out at home	10-0, vs. Oregon State (May 8, 2018)
Was shut out in consecutive games.....	vs. Oregon State/Loyola Marymount (May 13 & 17, 2017)
Lost back-to-back 1-0 games.....	vs. UCLA (April 19-20, 2013)

Shut out an opponent (9-inn. game)	4-0, vs. FAU (March 4, 2018)
Shut out consecutive opponents	10-0, 3-0 vs. Santa Clara (March 11-12, 2017)
Shut out three consecutive opponents.....	April 2-6, 1963

Swept a 3 (4)-game series.....	vs. Utah (May 11-13, 2018)
Swept back-to-back 3(4)-game series	2014
.....	vs. UC Riverside (April 11-13) & vs. Washington State (April 17-19)
Swept 3 straight 3-game series.....	2013
.....	vs. Stanford (April 26-28), at Washington State (May 3-5) & at Ohio State (May 11-12)
Swept 6 or more 3(4)-game series	2014
.....	at Hawaii (4), at Loyola Marymount, vs. Utah, vs. UC Riverside, vs. Washington State, vs. Arizona, at UCLA
Swept 5 or more 3 (4)-game series	2014
.....	at Hawaii (4), at Loyola Marymount, vs. Utah, vs. UC Riverside, vs. Washington State, vs. Arizona, at UCLA
Swept 4 or more 3(4)-game series	2014
.....	at Hawaii (4), at Loyola Marymount, vs. Utah, vs. UC Riverside, vs. Washington State, vs. Arizona, at UCLA

Swept a 3-game conference series	vs. Utah (May 11-13, 2018)
Swept a 3-game home series	vs. Utah (May 11-13, 2018)
Swept a 3-game road series.....	at San Diego State (Feb. 19-21, 2016)
Swept a 3-game non-conference series	vs. UC Irvine (April 7-9, 2017)
Swept a 3-game road conference series	at Utah (May 15-17, 2015)
Swept back-to-back 3-game conference series	
.....	vs. Stanford (April 26-28, 2013) & at Washington State (May 3-5, 2013)
Swept 2 or more conference road series	2013
.....	at California and at Washington State

Was swept in a 3-game series	at UCLA (May 18-20, 2018)
Was swept in a 3-game home series	vs. Oregon State (May 11-13, 2017)
Was swept in a conference home series	vs. Oregon State (May 11-13, 2017)
Was swept in a road conference series	at UCLA (May 18-20, 2018)

Swept a 4-game series.....	vs. Santa Clara (March 9-12, 2017)
Was swept in a 4-game series	

Had back-to-back homers.....	DeLuca/Soderman, at San Francisco (April 2, 2018)
Hit 3 or more home runs in an inning.....	Matthews/Goldfarb/DeLuca, at Stanford (March 29, 2018)
Hit 4 or more home runs in a game	4, vs. Indiana State (February 18, 2018)
Had a walk-off win.....	4-3, vs. Utah (May 13, 2018)

Had 15 or more hits in a game	15, vs. Utah (May 12, 2018)
Had 20 or more hits in a game	20, vs. Clemson (May 30, 2014)
Had 10 or more hits in 5 consecutive games.....	May 10-15, 2011

Overcame a deficit of 5 runs in a win.....	6, vs. Oregon State (April 12, 2015)
Overcame a deficit of 6 or more runs in a win.....	6, vs. Oregon State (April 12, 2015)
No-hit the opposition, 9 innings	vs. Portland (April 18, 2012)
Was no-hit	vs. Washington State (April 8, 2018)
Walked 10 or more batters.....	12, vs. Gonzaga (May 9, 2016)

Struck out 10 or more batters.....	12, vs. Utah (May 12, 2018)
Struck out 15 or more batters.....	15, vs. USC (April 28, 2018)
Struck out 16 or more batters.....	17, vs. UC Davis (March 9, 2018)
Struck out 17 or more batters.....	17, vs. UC Davis (March 9, 2018)
Struck out 18 or more batters.....	20, vs. Arizona State (April 28, 2017)
Struck out 19 or more batters.....	20, vs. Arizona State (April 28, 2017)
Struck out 20 or more batters.....	20, vs. Arizona State (April 28, 2017)

Individual

Hit a grand slam.....	Steven Packard vs. Portland (April 6, 2016)
Hit a walk-off home run	Ryon Healy vs. Washington (March 28, 2013)
Hit a lead-off home run.....	Austin Grebeck vs. California (April 9, 2016)
Allowed a lead-off home run	Matt Mercer at UCLA (Jeremy Ydens, May 19, 2018)
Hit a pinch-hit home run.....	Phil Craig-St. Louis at UCLA (April 21, 2016)
Hit 2 home runs	Jakob Goldfarb vs. Indiana State (February 18, 2018)
Hit 3 home runs	
Hit an inside the park home run	Tim Susnara vs. UC Irvine (April 9, 2017)
Had a walk-off hit	Ray Soderman vs. USC (April 29, 2018)
Homered in consecutive games.....	Tim Susnara vs. UC Irvine (April 8-9, 2017)
Homered in 3 straight games	Spencer Steer at UC Irvine (May 4-6, 2018)
Hit for the cycle	Eddie Rodriguez vs. East Tennessee State (May 16, 2010)

Scored 4 or more runs in a game	4, Kyle Kasser vs. Utah (May 13, 2018)
---------------------------------------	--

Had 4 or more hits in a game	4, Jakob Goldfarb vs. California (March 24, 2018)
Had 5 or more hits in a game	5, Kyle Kasser at USC (May 20, 2017)

Had 4 RBI in a game	4, Jakob Goldfarb at UC Irvine (May 5, 2018)
Had 5 RBI in a game	5, Spencer Steer at UC Irvine (May 5, 2018)
Had 6 RBI in a game	6, Josh Graham at UC Riverside (March 25, 2015)
Had 7 RBI in a game	7, Brandon Cuddy at UC Santa Barbara (Feb. 28, 2015)
Had 8 or more RBI in a game.....	8, Jack Marder vs. Nevada (March 19, 2010)

Stole 3 bases in a game.....	Austin Grebeck/Scott Heineman vs. Canisius (May 30, 2015)
Stole 4 or more bases in a game.....	
Stole home.....	Taylor Travess at USC (May 21, 2017)

Walked 3 times in a game	3, Spencer Steer (May 12, 2018)
Walked 4 times or more in a game	5, Tim Susnara vs. UC Davis (March 6, 2017)
Walked 5 times or more in a game	5, Tim Susnara vs. UC Davis (March 6, 2017)

Threw a nine-inning no-hitter	Jordan Spencer vs. Portland (April 18, 2012)
Struck out 5 or more consecutive batters	6, Kenyon Yovan vs. USC (April 28, 2018)
Struck out 6 or more consecutive batters	6, Kenyon Yovan vs. USC (April 28, 2018)
Struck out 10 or more batters in a game	10, Matt Mercer vs. Utah (May 12, 2018)
Struck out 11 or more batters in a game	15, Kenyon Yovan vs. USC (April 28, 2018)
Struck out 12 or more batters in a game	15, Kenyon Yovan vs. USC (April 28, 2018)
Struck out 13 or more batters in a game	15, Kenyon Yovan vs. USC (April 28, 2018)
Struck out 14 or more batters in a game	15, Kenyon Yovan vs. USC (April 28, 2018)
Struck out 15 or more batters in a game.....	15, Kenyon Yovan vs. USC (April 28, 2018)
Struck out 16 or more batters in a game.....	20, David Peterson vs. Arizona State (April 28, 2017)
Struck out 17 or more batters in a game.....	20, David Peterson vs. Arizona State (April 28, 2017)

Pitched a complete-game loss (9 inn).....	Cole Irvin vs. UCLA (April 20, 2013)
Pitched a complete-game loss	Matt Mercer at Washington State (May 6, 2017)
Pitched a 9-inning complete game	Kenyon Yovan vs. Arizona (May 25, 2018)
Pitched a complete-game shutout.....	David Peterson vs. Arizona State (April 28, 2017)

SEASON BREAKDOWN

2019 Series Stats vs. Opponents

Batting	W-L	Avg.	R	H	2B	3B	HR	RBI	BB	SO
Texas Tech										
Saint Mary's										
Loyola Marymount										
Portland										
Hawaii										
Oregon State										
Washington										
Arizona State										
BYU										
Utah Valley										
Utah										
Fresno State										
Washington State										
Gonzaga										
Stanford										
California										
San Jose State										
Arizona										
USC										
UC Riverside										
UCLA										

Pitching	W-L	ERA	H	R	ER	BB	SO	SV	Score
Texas Tech									
Saint Mary's									
Loyola Marymount									
Portland									
Hawaii									
Oregon State									
Washington									
Arizona State									
BYU									
Utah Valley									
Utah									
Fresno State									
Washington State									
Gonzaga									
Stanford									
California									
San Jose State									
Arizona									
USC									
UC Riverside									
UCLA									

Duck Numbers

Overall.....	0-0
Home	0-0
Road.....	0-0
Neutral	0-0
Pac-12 Conference	0-0
Pac-12 Home.....	0-0
Pac-12 Away	0-0
vs. Ranked Opponents.....	0-0
vs. Unranked Opponents	0-0
On Turf	0-0
On Grass.....	0-0
Turf Infield/Grass Outfield	0-0
Morning Start	0-0
Afternoon Start	0-0
Night Start	0-0
February.....	0-0
March.....	0-0
April	0-0
May	0-0
June	0-0
Mondays	0-0
Tuesdays	0-0
Wednesdays.....	0-0
Thursdays.....	0-0
Fridays	0-0
Saturdays	0-0
Sundays	0-0
When a reliever pitches.....	0-0
Oregon homers	0-0
Opponent homers	0-0
When Ducks score first	0-0
When opponents score first.....	0-0
Last 5 games	0-0
Last 10 games	0-0
Weekend Series Win/Loss/Tie.....	0-0
Weekend Series Sweeps/Been Swept.....	0-0
Season Series Sweeps/Been Swept	0-0
Extra Innings	0-0
Current Streak	
Longest Win Streak	
Longest Losing Streak	

2019 RESULTS

Date	Opposing Team	Score	r-h-e	r-h-e	Inns	Overall	Conference	Pitcher of Record	Attend	Time
February 15	at Texas Tech									
February 16	at Texas Tech									
February 17	at Texas Tech									
February 18	at Texas Tech									
February 22	Saint Mary's									
February 23	Saint Mary's									
February 23	Saint Mary's									
February 24	Saint Mary's									
March 1	Loyola Marymount									
March 2	Loyola Marymount									
March 3	Loyola Marymount									
March 5	at Portland									
March 7	at Hawaii									
March 8	at Hawaii									
March 9	at Hawaii									
March 10	at Hawaii									
March 12	at Oregon State									
March 15	Washington*									
March 16	Washington*									
March 17	Washington*									
March 22	Arizona State*									
March 23	Arizona State*									
March 24	Arizona State*									
March 26	at BYU									
March 27	at Utah Valley									
March 29	at Utah*									
March 30	at Utah*									
March 31	at Utah*									
April 4	Fresno State									
April 5	Fresno State									
April 6	Fresno State									
April 7	Fresno State									
April 9	at Oregon State									
April 12	at Washington State*									
April 13	at Washington State*									
April 14	at Washington State*									
April 15	at Gonzaga									
April 18	Stanford*									
April 19	Stanford*									
April 20	Stanford*									
April 26	at California*									
April 27	at California*									
April 28	at California*									
April 29	at San Jose State									
May 3	at Arizona*									
May 4	at Arizona*									
May 5	at Arizona*									
May 7	Portland									
May 10	Oregon State*									
May 11	Oregon State*									
May 12	Oregon State*									
May 14	Gonzaga									
May 17	at USC*									
May 18	at USC*									
May 19	at USC*									
May 20	at UC Riverside									
May 23	UCLA*									
May 24	UCLA*									
May 25	UCLA*									

*Pac-12 Conference Game

2019 LINEUP BY BATTING ORDER

Date	Opponent	No. (Times)	Result/Record	No. 1	No. 2	No. 3	No. 4	No. 5	No. 6	No. 7	No. 8	No. 9
February 15	at Texas Tech											
February 16	at Texas Tech											
February 17	at Texas Tech											
February 18	at Texas Tech											
February 22	Saint Mary's											
February 23	Saint Mary's											
February 23	Saint Mary's											
February 24	Saint Mary's											
March 1	Loyola Marymount											
March 2	Loyola Marymount											
March 3	Loyola Marymount											
March 5	at Portland											
March 7	at Hawaii											
March 8	at Hawaii											
March 9	at Hawaii											
March 10	at Hawaii											
March 12	at Oregon State											
March 15	Washington*											
March 16	Washington*											
March 17	Washington*											
March 22	Arizona State*											
March 23	Arizona State*											
March 24	Arizona State*											
March 26	at BYU											
March 27	at Utah Valley											
March 29	at Utah*											
March 30	at Utah*											
March 31	at Utah*											
April 4	Fresno State											
April 5	Fresno State											
April 6	Fresno State											
April 7	Fresno State											
April 9	at Oregon State											
April 12	at Washington State*											
April 13	at Washington State*											
April 14	at Washington State*											
April 15	at Gonzaga											
April 18	Stanford*											
April 19	Stanford*											
April 20	Stanford*											
April 26	at California*											
April 27	at California*											
April 28	at California*											
April 29	at San Jose State											
May 3	at Arizona*											
May 4	at Arizona*											
May 5	at Arizona*											
May 7	Portland											
May 10	Oregon State*											
May 11	Oregon State*											
May 12	Oregon State*											
May 14	Gonzaga											
May 17	at USC*											
May 18	at USC*											
May 19	at USC*											
May 20	at UC Riverside											
May 23	UCLA*											
May 24	UCLA*											
May 25	UCLA*											

*Pac-12 Conference Game

2019 LINEUP BY POSITION

Date	Opponent	No. (Times)	Result/Record	C	1B	2B	SS	3B	LF	CF	RF	DH
February 15	at Texas Tech											
February 16	at Texas Tech											
February 17	at Texas Tech											
February 18	at Texas Tech											
February 22	Saint Mary's											
February 23	Saint Mary's											
February 23	Saint Mary's											
February 24	Saint Mary's											
March 1	Loyola Marymount											
March 2	Loyola Marymount											
March 3	Loyola Marymount											
March 5	at Portland											
March 7	at Hawaii											
March 8	at Hawaii											
March 9	at Hawaii											
March 10	at Hawaii											
March 12	at Oregon State											
March 15	Washington*											
March 16	Washington*											
March 17	Washington*											
March 22	Arizona State*											
March 23	Arizona State*											
March 24	Arizona State*											
March 26	at BYU											
March 27	at Utah Valley											
March 29	at Utah*											
March 30	at Utah*											
March 31	at Utah*											
April 4	Fresno State											
April 5	Fresno State											
April 6	Fresno State											
April 7	Fresno State											
April 9	at Oregon State											
April 12	at Washington State*											
April 13	at Washington State*											
April 14	at Washington State*											
April 15	at Gonzaga											
April 18	Stanford*											
April 19	Stanford*											
April 20	Stanford*											
April 26	at California*											
April 27	at California*											
April 28	at California*											
April 29	at San Jose State											
May 3	at Arizona*											
May 4	at Arizona*											
May 5	at Arizona*											
May 7	Portland											
May 10	Oregon State*											
May 11	Oregon State*											
May 12	Oregon State*											
May 14	Gonzaga											
May 17	at USC*											
May 18	at USC*											
May 19	at USC*											
May 20	at UC Riverside											
May 23	UCLA*											
May 24	UCLA*											
May 25	UCLA*											

*Pac-12 Conference Game

2018 MISCELLANEOUS STATS

2018 Oregon Baseball Season Game Highs for Oregon (as of May 26, 2018) (All games)

TEAM GAME HIGHS

Batting

At bats:	49	-	at Washington (4/15/18)
Runs scored:	14	-	vs Seattle (2/27/18)
Hits:	15	-	at Stanford (3/29/18)
	15	-	vs Utah (5/12/18)
RBIs:	13	-	vs Utah (5/12/18)
Doubles:	5	-	vs UC Davis (3/10/18)
	5	-	vs Utah (5/12/18)
Triples:	1	-	(6 times)
Home runs:	4	-	vs Indiana State (2/18/18 at Las Vegas, Nev.)
Total bases:	25	-	vs Indiana State (2/18/18 at Las Vegas, Nev.)
	25	-	at Stanford (3/29/18)
Walks:	13	-	vs USC (4/28/18)
Strikeouts:	15	-	at Oregon State (4/19/18)
Sac hits:	3	-	vs Arizona (5/24/18)
Sac flies:	3	-	vs UC Davis (3/11/18)
Stolen bases:	4	-	vs UC Davis (3/10/18)
	4	-	vs USC (4/28/18)
Hit by pitch:	4	-	at Loyola Marymount (2/25/18)
Caught stealing:	2	-	(5 times)
Runners LOB:	16	-	at Washington (4/15/18)
Hit into DP:	4	-	vs USC (4/28/18)

Fielding

Putouts:	39	-	at Washington (4/15/18)
Assists:	15	-	vs FAU (3/3/18)
	15	-	vs Portland (4/9/18)
Errors:	5	-	at Loyola Marymount (2/23/18)
Passed balls:	2	-	at Stanford (3/29/18)
	2	-	at Stanford (3/30/18)
	2	-	vs Portland (4/9/18)
DPs turned:	3	-	vs Loyola Marymount (2/16/18 at Las Vegas, Nev.)
	3	-	vs FAU (3/3/18)

Pitching

Innings pitched:	13.0	-	at Washington (4/15/18)
Runs allowed:	18	-	at Arizona State (3/17/18)
Earned runs:	15	-	at UCLA (5/19/18)
Walks allowed:	11	-	vs Arizona (5/26/18)
Strikeouts:	17	-	vs UC Davis (3/9/18)
Hits allowed:	20	-	at Arizona State (3/17/18)
Doubles allowed:	7	-	vs Oregon State (5/8/18)
Triples allowed:	2	-	at UCLA (5/18/18)
	2	-	at UCLA (5/20/18)

2018 Oregon Baseball Season Game Highs for Oregon (as of May 26, 2018) (All games)

INDIVIDUAL GAME HIGHS

Batting

At bats:	6	-	(5 times)
Runs scored:	4	-	Kasser, Kyle vs Utah (5/13/18)
Hits:	4	-	Matthews, Gabe vs Indiana State (2/18/18 at Las Vegas, Nev.)
	4	-	Kasser, Kyle vs California (3/24/18)
	4	-	Goldfarb, Jakob vs California (3/24/18)
RBIs:	5	-	Goldfarb, Jakob vs Loyola Marymount (2/16/18 at Las Vegas, Nev.)
	5	-	Steer, Spencer at UC Irvine (5/5/18)
Doubles:	2	-	(5 times)
Triples:	1	-	(6 times)
Home runs:	2	-	Goldfarb, Jakob vs Indiana State (2/18/18 at Las Vegas, Nev.)
Total bases:	8	-	Goldfarb, Jakob vs Indiana State (2/18/18 at Las Vegas, Nev.)
	8	-	Matthews, Gabe at Washington (4/13/18)
Walks:	3	-	(4 times)
Strikeouts:	4	-	Matthews, Gabe at Washington (4/15/18)
Sac hits:	2	-	Nelson, Ryne vs UC Davis (3/11/18)
	2	-	Travess, Taylor vs Arizona (5/24/18)
Sac flies:	1	-	(28 times)
Stolen bases:	2	-	Goldfarb, Jakob at San Francisco (4/2/18)
	2	-	Goldfarb, Jakob vs USC (4/28/18)
	2	-	Travess, Taylor vs USC (4/28/18)
Hit by pitch:	1	-	(62 times)
Caught stealing:	1	-	(24 times)
Runners LOB:	6	-	Goldfarb, Jakob vs FAU (3/3/18)

Fielding

Putouts:	17	-	Soderman, Ray vs UC Davis (3/9/18)
Assists:	6	-	Nelson, Ryne vs FAU (3/3/18)
	6	-	Kasser, Kyle at Washington (4/15/18)
	6	-	Nelson, Ryne at UC Irvine (5/6/18)
Errors:	2	-	Acuna, James vs Indiana State (2/18/18 at Las Vegas, Nev.)
	2	-	Nelson, Ryne at Loyola Marymount (2/23/18)
Passed balls:	2	-	Kasser, Kyle vs California (3/24/18)
	2	-	Soderman, Ray at Stanford (3/29/18)
	2	-	Soderman, Ray at Stanford (3/30/18)
	2	-	Soderman, Ray vs Portland (4/9/18)

Pitching

Innings pitched:	9.0	-	Yovan, Kenyon vs Arizona (5/25/18)
Runs allowed:	7	-	Yovan, Kenyon at UCLA (5/18/18)
	7	-	Mercer, Matt at UCLA (5/19/18)
	7	-	Somers, Kolby at UCLA (5/20/18)
Earned runs:	7	-	Yovan, Kenyon at UCLA (5/18/18)
	7	-	Mercer, Matt at UCLA (5/19/18)
Walks allowed:	6	-	Yovan, Kenyon vs Utah (5/11/18)
Strikeouts:	15	-	Yovan, Kenyon vs USC (4/28/18)
Hits allowed:	10	-	Mercer, Matt vs UC Davis (3/9/18)
	10	-	Somers, Kolby at Oregon State (4/21/18)
Doubles allowed:	4	-	Mercer, Matt vs USC (4/27/18)

MULTIPLE HIT GAMES	2	3	4	5+	Tot
Jakob Goldfarb	15	3	1	-	19
Jonny DeLuca	14	-	-	-	14
Spencer Steer	11	3	-	-	14
Gabe Matthews	6	4	1	-	11
Ryne Nelson	4	2	-	-	6
Kenyon Yovan	6	-	-	-	6
Evan Williams	1	-	-	-	1

MULTIPLE RBI GAMES	2	3	4	5+	Tot
Spencer Steer	9	1	-	1	11
Jonny DeLuca	7	-	1	-	8
Jakob Goldfarb	4	-	1	1	6
Gabe Matthews	4	2	-	-	6
Kenyon Yovan	3	1	-	-	4
Evan Williams	2	-	-	-	2
Ryne Nelson	2	-	-	-	2
Jason Drees	1	-	-	-	1

HITTING STREAKS	Longest	Current
Spencer Steer	9	1
Jakob Goldfarb	7	2
Gabe Matthews	6	-
Jonny DeLuca	5	5
Jason Drees	5	1
Kenyon Yovan	4	2
Evan Williams	4	-
Ryne Nelson	3	-

REACHED BASE STREAKS	Longest	Current
Gabe Matthews	18	4
Spencer Steer	16	1
Jakob Goldfarb	14	2
Ryne Nelson	10	-
Jonny DeLuca	9	9
Kenyon Yovan	7	2
Jason Drees	5	1
Evan Williams	4	-

PINCH HITS	BB/HBP/CI	SF	1B	2B	3B	HR	TOTAL
Jason Drees	3/1/-	-	4	1	-	-	5-for-17
Kenyon Yovan	-/-/-	-	-	1	-	-	1-for-4
Jonny DeLuca	-/-/-	-	-	-	-	-	0-for-1
Evan Williams	-/-/-	-	-	-	-	-	0-for-4

2018 GAMES SUMMARY

2018 Oregon Baseball Games Summary for Oregon (as of May 26, 2018) (All games)

Score by innings	1	2	3	4	5	6	7	8	9	EX	Total
Oregon	26	35	21	26	13	27	42	29	13	4	236
Opponents	31	24	47	24	30	40	29	33	13	4	275

Record when ...

Overall	26-29	After 6 leading	20-3
Conference	12-18 trailing	3-26
Non-Conference	14-11 tied	3-0
Home games	18-11	After 7 leading	24-1
Away games	6-18 trailing	1-28
Neutral site	2-0 tied	1-0
Day games	17-15	After 8 leading	22-0
Night games	9-14 trailing	0-29
vs Left starter	11-10 tied	3-0
vs Right starter	15-19		
1-Run games	7-6	Hit 0 home runs	18-22
2-Run games	3-4	... 1 home run	2-6
5+Run games	9-13	... 2+ home runs	6-1
Extra innings	2-2		
Shutouts	2-5	Opponent 0 home runs	20-12
	 1 home run	5-12
	 2+ HRs	1-5
Scoring 0-2 runs	5-18		
..... 3-5 runs	6-8		
..... 6-9 runs	10-3	Made 0 errors	17-14
..... 10+ runs	5-0 1 error	4-6
	 2+ errors	5-9
Opponent 0-2 runs	17-4		
..... 3-5 runs	8-9	Opp. made 0 errors	10-14
..... 6-9 runs	1-6 1 error	9-8
..... 10+ runs	0-10 2+ errors	7-7
Scored in 1st inning	11-5	Out-hit opponent	20-3
Opp. scored in 1st	7-12	Out-hit by opponent	3-25
Scores first	15-7	Hits are tied	3-1
Opp. scores first	11-22		

Record when team scores:

Runs	0	1	2	3	4	5	6	7	8	9	10+
W-L	0-5	0-8	5-5	0-3	4-4	2-1	4-0	2-2	2-0	2-1	5-0

Record when opponent scores:

Runs	0	1	2	3	4	5	6	7	8	9	10+
W-L	2-0	9-0	6-4	2-0	3-4	3-5	0-1	1-2	0-0	0-3	0-10

Record when leading after:

Inn.	1	2	3	4	5	6	7	8
W-L	7-4	11-7	13-6	17-5	17-3	20-3	24-1	22-0

Record when trailing after:

Inn.	1	2	3	4	5	6	7	8
W-L	4-11	5-15	7-17	6-19	4-25	3-26	1-28	0-29

Record when tied after:

Inn.	1	2	3	4	5	6	7	8
W-L	15-14	10-7	6-6	3-5	5-1	3-0	1-0	3-0

Current losing streak: 1
Longest winning streak: 5
Longest losing streak: 6

Home attendance : 28688 (29 dates avg = 989)
Away attendance : 37204 (25 dates avg = 1488)
Total attendance: 65892 (54 dates avg = 1220)

2018 OVERALL STATS

2018 Oregon Baseball Overall Statistics for Oregon (as of May 26, 2018) (All games Sorted by Batting avg)

Record: 26-29 Home: 18-11 Away: 6-18 Neutral: 2-0 Conference: 12-18

Player	avg	gp-gs	ab	r	h	2b	3b	hr	rbi	tb	slg%	bb	hp	so	gdp	ob%	sf	sh	sb-att	po	a	e	fld%
23 Goldfarb, Jakob	.308	53-53	195	35	60	13	2	6	29	95	.487	24	7	45	0	.397	3	2	14-18	113	8	2	.984
1 Kasser, Kyle	.278	55-55	216	33	60	7	1	0	12	69	.319	26	10	19	6	.381	0	2	10-13	86	119	4	.981
7 Steer, Spencer	.275	53-53	189	30	52	11	1	4	37	77	.407	24	12	31	2	.381	6	2	4-7	38	104	11	.928
12 Matthews, Gabe	.265	55-55	196	23	52	13	1	4	27	79	.403	28	10	65	4	.381	2	0	3-5	397	20	2	.995
9 Soderman, Ray	.225	49-48	160	12	36	6	0	1	17	45	.281	4	4	45	4	.260	1	1	1-2	367	30	6	.985
5 DeLuca, Jonny	.212	55-54	203	24	43	5	0	6	32	66	.325	18	1	28	0	.270	8	7	6-10	141	2	2	.986
29 Nelson, Ryne	.171	50-50	152	19	26	5	0	0	7	31	.204	20	8	50	1	.300	0	5	4-9	63	119	8	.958

34 Drees, Jason	.243	27-6	37	2	9	1	0	0	4	10	.270	5	1	13	0	.349	0	0	0-0	4	0	0	1.000
21 Yovan, Kenyon	.233	38-34	116	13	27	6	0	3	12	42	.362	13	3	36	2	.321	2	0	0-1	16	9	1	.962
46 Travess, Taylor	.231	51-30	117	14	27	4	1	0	11	33	.282	19	0	30	0	.331	3	4	6-6	72	4	2	.974
6 Patzlaff, Daniel	.196	44-23	97	12	19	4	0	1	13	26	.268	17	5	28	0	.342	1	0	1-1	14	21	2	.946
2 Stutzman, Braden	.182	24-7	22	7	4	1	0	0	4	5	.227	6	0	6	1	.357	0	3	0-0	83	10	1	.989
41 Andranovich, Alex	.167	14-0	6	3	1	0	0	0	2	1	.167	1	0	2	0	.250	1	0	0-0	3	0	0	1.000
26 Windisch, Trevor	.143	8-0	7	1	1	0	0	0	1	1	.143	0	0	4	0	.143	0	0	0-0	1	2	0	1.000
24 Williams, Evan	.132	31-26	68	8	9	3	0	0	7	12	.176	11	1	23	2	.259	1	1	2-3	45	1	0	1.000
11 Mercer, Matt	.000	1-1	0	0	0	0	0	0	0	0	.000	0	0	0	0	.000	0	0	0-0	2	13	3	.833
Totals	.239	55	1781	236	426	79	6	25	215	592	.332	216	62	425	22	.337	28	27	51-75	1457	503	47	.977
Opponents	.263	55	1830	275	482	87	14	34	254	699	.382	198	55	453	30	.348	27	39	41-56	1455	517	48	.976

LOB - Team (423), Opp (417). DPs turned - Team (41), Opp (32). IBB - Team (8), Steer, S 3, Matthews, G 2, Kasser, K 1, Nelson, R 1, Goldfarb, J 1, Opp (6). Picked off - Goldfarb, J 4, Steer, S 2, DeLuca, J 1, Travess, T 1, Patzlaff, D 1, Williams, E 1, Soderman, R 1, Matthews, G 1.

(All games Sorted by Earned run avg)

Player	era	w-l	app	gs	cg	sho	sv	ip	h	r	er	bb	so	2b	3b	hr	b/avg	wp	hp	bk	sfa	sha
21 Yovan, Kenyon	2.98	6-4	21	10	1	0/1	5	84.2	61	28	28	37	98	9	5	4	.204	1	11	1	2	5
11 Mercer, Matt	4.16	5-7	15	15	0	0/0	0	88.2	84	46	41	42	86	19	0	6	.258	9	8	0	6	8
22 Somers, Kolby	4.62	2-7	16	11	0	0/0	0	62.1	71	39	32	13	46	9	3	5	.293	4	5	1	4	6

18 Stolp, Isaiah	0.00	0-0	1	0	0	0/0	0	1.0	0	0	0	1	1	0	0	0	.000	0	0	0	0	0
20 Kelly, Parker	3.26	4-0	29	0	0	0/1	3	47.0	39	20	17	15	53	7	1	1	.220	6	8	1	1	5
32 Fuller, Peyton	3.68	0-1	16	0	0	0/1	0	14.2	18	7	6	5	11	4	1	0	.316	0	2	1	1	0
29 Nelson, Ryne	3.86	3-1	16	0	0	0/0	4	23.1	21	11	10	14	37	1	0	1	.250	2	0	0	1	5
47 Breault, Hunter	4.03	1-0	18	1	0	0/1	0	22.1	26	10	10	5	11	6	0	4	.299	3	3	0	1	1
19 Noll, Zack	5.00	0-1	8	0	0	0/0	0	9.0	10	5	5	7	10	1	0	1	.286	2	0	0	0	0
36 Hobaica, Jesse	6.08	0-1	13	0	0	0/1	0	13.1	17	13	9	4	12	4	0	3	.321	1	0	0	3	2
15 Stringer, Cole	6.23	0-2	3	3	0	0/0	0	13.0	15	9	9	4	6	4	0	0	.300	1	1	0	1	1
14 Tellache, Nico	6.35	0-0	22	0	0	0/1	0	17.0	18	13	12	13	13	2	0	4	.286	0	1	0	2	0
28 Acuna, James	6.65	2-2	19	7	0	0/1	0	44.2	41	38	33	22	31	8	1	3	.246	8	11	0	4	4
33 Kafka, Cullen	6.80	3-2	16	6	0	0/1	0	41.0	53	32	31	14	37	11	3	1	.312	1	4	0	1	2
3 Walker, Brett	9.82	0-1	5	2	0	0/1	0	3.2	8	4	4	2	1	2	0	1	.444	1	1	0	0	0
Totals	4.58	26-29	55	55	1	2/2	12	485.2	482	275	247	198	453	87	14	34	.263	39	55	4	27	39
Opponents	3.56	29-26	55	55	2	5/4	13	485.0	426	236	192	216	425	79	6	25	.239	43	62	6	28	27

PB - Team (16), Soderman, R 12, Stutzman, B 4, Opp (12). Pickoffs - Team (4), Somers, K 1, Mercer, M 1, Soderman, R 1, Tellache, N 1, Opp (12). SBA/ATT - Soderman, R (31-41), Stutzman, B (10-11), Mercer, M (7-10), Acuna, J (7-8), Somers, K (4-7), Kafka, C (5-6), Yovan, K (3-5), Fuller, P (4-4), Noll, Z (3-4), Tellache, N (1-3), Kelly, P (3-3), Nelson, R (2-2), Breault, H (1-2), Stringer, C (1-2).