

## 2019-20 SCHEDULE

NOVEMBER	Time	TV
5 FRESNO STATE	W	71-57
9 BOISE STATE	W	106-75
12 vs. No. 13 Memphis <sup>1</sup>	W	82-74
17 UT ARLINGTON	W	67-47
22 HOUSTON	W	78-66
27 vs. No. 13 Seton Hall <sup>2</sup>	6:30 p.m.	ESPN2
28 vs. Gonzaga/Sou. Miss <sup>2</sup>	TBD	ESPN/2
29 TBA <sup>2</sup>	TBD	ESPN/2/U
DECEMBER	Time	TV
7 HAWAII	4 p.m.	Pac-12 Net
14 at Michigan	9 a.m.	CBS
18 MONTANA	8 p.m.	Pac-12 Net
21 TEXAS SOUTHERN	7:30 p.m.	Pac-12 Net
29 ALABAMA STATE	1 p.m.	Pac-12 Net
JANUARY	Time	TV
2 at Colorado *	6 p.m.	ESPN2
4 at Utah *	2 p.m.	Pac-12 Net
9 ARIZONA *	6 p.m.	ESPN/2
11 ARIZONA STATE *	7:30 p.m.	Pac-12 Net
16 at Washington State *	6 p.m.	FS1
18 at Washington *	12:45 p.m.	CBS
23 USC *	8 p.m.	ESPNU
26 UCLA *	2 p.m.	FOX
30 at California *	6 p.m.	Pac-12 Net
FEBRUARY	Time	TV
1 at Stanford *	3 p.m.	Pac-12 Net
8 at Oregon State *	7:30 p.m.	Pac-12 Net
13 COLORADO *	6 p.m.	ESPN/2
16 UTAH *	6 p.m.	FS1
20 at Arizona State *	6 p.m.	ESPN/2
22 at Arizona *	7 p.m.	ESPN/2/U
27 OREGON STATE *	8 p.m.	ESPN2
MARCH	Time	TV
5 CALIFORNIA *	8 p.m.	ESPN/2/U
7 STANFORD *	8 p.m.	FS1
11-14 Pac-12 Tournament <sup>3</sup>	TBD	Pac-12 Net / FOX/FS1

\* Denotes Pac-12 game

1 - Phil Knight Invitational, Moda Center, Portland, Ore.

2 - Bad Boy Mowers Battle 4 Atlantis, Paradise Island, Bahamas

3 - Pac-12 Tournament, T-Mobile Arena, Las Vegas, Nev.



## DUCK MEN'S BASKETBALL

### No. 11 OREGON (5-0) at the BATTLE 4 ATLANTIS



Date	Wednesday, November 27-Friday, November 29, 2019
Tip Time	6:32 p.m. PT / TBA / TBA
Site / Stadium / Capacity	Paradise Island, Bahamas / Imperial Arena / 3,500
Television	ESPN2 / ESPN/2 / ESPN/2/U
Radio	Kevin Brown/Jon Sciambi, play-by-play; Chris Spatola/Jimmy Dykes, analyst Oregon Sports Network (95.3 FM KUJZ in Eugene/Springfield) Joey McMurry, play-by-play
Live Stats	GoDucks.com
Live Audio	GoDucks.com
Twitter	@OregonMBB
Internet	tunein.com
Satellite Radio	Sirius ch. 83 / XM ch. 83 / Internet 83

### SERIES HISTORY

Seton Hall	Pirates lead, 1-0
Gonzaga	Ducks lead, 19-3
North Carolina	Tar Heels lead, 5-0
Alabama	Ducks lead, 3-1
Michigan	Wolverines lead, 4-1
Southern Miss/Iowa State	First Meeting

## THE STARTING 5

No. 11 Oregon opens the Bad Boy Mowers Battle 4 Atlantis against No. 13 Seton Hall (4-1) Wednesday at 6:30 p.m. Pacific Time at the Imperial Arena in Paradise Island, Bahamas (ESPN2).

- 1 – The only previous meeting between Oregon and Seton Hall was a memorable one. The Pirates defeated the Ducks 72-71 in overtime in a 2000 NCAA Tournament first round game in Buffalo, N.Y. Shaheen Holloway - now the head coach at St. Peter's - drove the length of the court for a last-second layin for the Pirates.
- 2 – Oregon's longest active winning streak, 15 games, is against Gonzaga. It is a streak that dates back to the 1930-31 season.
- 3 – Two players remain from the Ducks' last meeting with Michigan, a 69-68 Oregon win in the 2017 NCAA Sweet Sixteen. **Payton Pritchard** was Oregon's starting point guard in that game, while Xavier Simpson came off the bench for the Wolverines. Michigan's Jon Teske and Austin Davis were on the roster but did not play against the Ducks.
- 4 – The 2017 NCAA Tournament is also the last time the Ducks and North Carolina met. The Tar Heels won 77-76 in a national semifinal and would go on to win the 2017 NCAA title. Pritchard is the only remaining player who played in that game.
- 5 – Now the winningest coach in Oregon history, **Dana Altman** is one of six active head coaches in NCAA Division I who have posted a winning record for the last 22 consecutive seasons. The other five, Mike Krzyzewski, Tom Izzo, Roy Williams, Bill Self and Jim Boeheim, are in the Hall of Fame.

### UNIVERSITY OF OREGON - STARTERS (tentative)

No.	Name	Pos.	Ht.	Wt.	Cl.	Ex.	Hometown	PPG	RPG	OTHER
10	Shakur Juiston	F	6-7	225	R-Sr.	TR	Newark, N.J.	9.8	5.6	3.2 apg
33	Francis Okoro	F	6-9	235	So.	1V	Imo, Nigeria	8.0	7.3	.600 FG Pct.
3	Payton Pritchard	G	6-2	190	Sr.	3V	West Linn, Ore.	19.4	5.4	5.6 apg
5	Chris Duarte	G	6-6	190	Jr.	TR	Puerto Plata, D.R.	9.0	4.8	
32	Anthony Mathis	G	6-4	185	R-Sr.	TR	West Linn, Ore.	15.0	2.0	.645 3FG Pct.

### UNIVERSITY OF OREGON - BENCH

No.	Name	Pos.	Ht.	Wt.	Cl.	Ex.	Hometown	PPG	RPG	OTHER
0	Will Richardson	G	6-5	180	So.	1V	Hinesville, Ga.	8.8	3.6	2.8 apg
22	Addison Patterson	G	6-6	195	Fr.	HS	Milton, Ontario	6.8	2.0	.632 FG Pct.
13	Chandler Lawson	F	6-8	205	Fr.	HS	Memphis, Tenn.	4.8	4.0	.526 FG Pct.
14	C.J. Walker	F	6-8	200	Fr.	HS	Samford, Fla.	0.8	3.0	
25	Luke Osborn	G	6-6	200	R-Jr.	SQ	Clackamas, Ore.			
54	Will Johnson	G	6-1	180	R-So.	SQ	Pacific Palisades, Calif.			
1	N'Faly Dante	C	6-11	230	Fr.	HS	Bamako, Mali			5 star recruit/91 grade by ESPN
2	Eugene Omoruyi	F	6-6	235	Sr.	TR	Rexdale, Ontario			Transfer from Rutgers
15	Lök Wur	F	6-8	200	Fr.	HS	Omaha, Neb.			USA Today 2nd team all-Nebraska
50	Eric Williams Jr.	F	6-6	200	Jr.	TR	Port Huron, Mich.			Transfer from Duquesne

## ROSTER

## UNIVERSITY QUICK FACTS

Name ..... University of Oregon  
 Location ..... Eugene, Ore.  
 Founded ..... 1876  
 Enrollment ..... 23,000  
 Nickname ..... Ducks  
 Mascot ..... The Duck  
 Colors ..... Green and Yellow  
 President ..... Michael Schill  
 Athletic Director ..... Rob Mullens  
 Faculty Representative ..... Tim Gleason  
 Facility ..... Matthew Knight Arena  
 Capacity ..... 12,364  
 Press Row Phone ..... (541) 346-4497  
 Athletic Dept. Phone ..... (541) 346-4481  
 Ticket Office Phone ..... (541) 346-4461

## BASKETBALL QUICK FACTS

First Season ..... 1902-03 (115th year)  
 All-Time Record ..... 1,672-1,364  
 All-Time Postseason Record ..... 44-28 (28 Appearances)  
 NCAA Tournament Appearances... 16 (25-15, Last: 2019)  
 .... '39\*, '45, '60-'61, '95, '00, '02-'03, '07-'08, '13-'17, '19  
 National Championships ..... 1 (1939)  
 NIT Appearances ..... 11 (14-12, Last: 2018)  
 .... '75, '76, '77, '84, '88, '90, '97, '99, '04, '12, '18  
 CBI Appearances ..... 1 (5-1, Last: 2011+)  
 .... \*National Champions  
 .... +CBI Champions  
 2018-19 Overall Record ..... 25-13  
 2018-19 Pac-12 Record (Finish) ..... 10-8 (T4th)  
 2018-19 NCAA Tournament ..... Sweet 16  
 Final Ranking ..... NR (AP)/21 (Coaches)  
 Letterwinners Returning/Lost ..... 3/7  
 Starters Returning/Lost ..... 2/3  
 Newcomers ..... 10  
 Key Returnees ..... Payton Pritchard,  
 ..... Francis Okoro, Will Richardson  
 Key Losses ..... Paul White, Ehab Amin,  
 ..... Kenny Wooten, Bol Bol, Louis King  
 Head Coach ..... Dana Altman (10th year)  
 Record at Oregon ..... 240-96  
 Career Record ..... 773-363 (35th year)  
 NCAA Division I Record ..... 650-339 (31st year)  
 Assistant Coach ..... Tony Stubblefield  
 Assistant Coach ..... Kevin McKenna  
 Assistant Coach ..... Mike Mennenga  
 Director of Basketball Operations ..... Josh Jamieson  
 Strength Coach ..... Evan VanBecelaere  
 Athletic Trainer ..... Clay Jamieson  
 Men's Basketball Contact ..... Greg Walker  
 Office Phone ..... (541) 346-2252  
 Cell Phone ..... (541) 954-8775  
 Email ..... gswalker@uoregon.edu  
 Sr. Assoc. A.D., Communications ..... Jimmy Stanton  
 Office Phone ..... (541) 346-5538  
 Cell Phone ..... (615) 975-7322  
 Email ..... jstanton@uoregon.edu  
 Athletics Website ..... GoDucks.com

## 2019-20 OREGON MEN'S BASKETBALL NUMERICAL ROSTER

No.	Name	Pos	Ht.	Wt.	Cl.	Exp.	Hometown (High School / College)
0	Will Richardson	G	6-5	180	So.	1V	Hinesville, Ga. (Oak Hill Academy)
1	N'Faly Dante	C	6-11	230	Fr.	HS	Bamako, Mali (Sunrise (Kan.) Christian Academy)
2	Eugene Omoruyi	F	6-6	235	Sr.	TR	Rexdale, Ontario (Orangeville Prep / Rutgers)
3	Payton Pritchard	G	6-2	190	Sr.	3V	West Linn, Ore. (West Linn HS)
5	Chris Duarte	G	6-6	190	Jr.	TR	Puerto Plata, Dominican Republic (Redemption Christian / Northwest Florida State College)
10	Shakur Juiston	F	6-7	225	R-Sr.	TR	Newark, N.J. (Eastside HS / Hutchinson CC / UNLV)
13	Chandler Lawson	F	6-8	205	Fr.	HS	Memphis, Tenn. (Wooddale High School)
14	C.J. Walker	F	6-8	200	Fr.	HS	Sanford, Fla. (Oak Ridge High School)
15	Lök Wur	F	6-8	200	Fr.	HS	Omaha, Neb. (Papillion La Vista South High School)
22	Addison Patterson	G	6-6	195	Fr.	HS	Milton, Ontario (Bella Vista College Prep)
25	Luke Osborn	G	6-6	200	R-Jr.	1V	Clackamas, Ore. (Tualatin HS / Clark CC)
32	Anthony Mathis	G	6-4	185	R-Sr.	TR	West Linn, Ore. (West Linn HS / New Mexico)
33	Francis Okoro	F	6-9	235	So.	1V	Imo, Nigeria (Normal West (Ill.) HS)
50	Eric Williams Jr.	F	6-6	200	Jr.	TR	Port Huron, Mich. (New Haven HS / Duquesne)
54	Will Johnson	G	6-1	180	R-So.	1V	Pacific Palisades, Calif. (Palisades HS)

**Head Coach:** Dana Altman (Eastern New Mexico, 1980; Western State, 1981), 10th year (240-96)

**Career Record:** 773-363 (35th year);

NCAA Division I Record: 650-339 (31st year)

**Assistant Coaches:**

Tony Stubblefield (Nebraska-Omaha, 1995), 10th year;

Kevin McKenna (Creighton, 1993), 10th year;

Mike Mennenga (Morehead State, 1993), 6th year

**Director of Operations:**

Josh Jamieson (Southern Oregon, 2000), 16th year

**Strength & Conditioning Coach:**

Evan VanBecelaere (Kansas, 2013), 2nd year

**Athletic Trainer:**

Clay Jamieson (Arizona, 1994), 22nd year

**Video Coordinator:**

Patrick Scully (Oregon, 2017), 1st year

**Graduate Manager:** Bryce White**Undergraduate Managers:** Tyler Liang,

Brian O'Reilly, Griffin Silverman,

Tripp Smith, Sam Stack

**Administrative Assistant:** Blake McMahon**Pronunciation Guide**

N'Faly Dante	nn-FALL-ee
Shakur Juiston	sha-KURR JUICE-tin
Mike Mennenga	MEN-eh-gah
Francis Okoro	oh-KOR-oh
Eugene Omoruyi	oh-moh-ROO-ye
Lök Wur	luke war

**OREGON SPORTS NETWORK - RADIO**

Baker City ..... KKBC, 95.3 FM  
 Bend ..... KBND, 1110AM / 100.1 FM  
 Coos Bay ..... KWRO, 630 AM / 101.1 FM  
 Eugene ..... KUJZ 95.3 FM\*  
 Florence ..... KCST, 106.9 FM  
 Klamath Falls ..... KRJW, 1240 AM  
 La Grande ..... KRJT, 105.9 FM  
 Lebanon ..... KGAL, 1580 AM  
 Lincoln City ..... KBCH, 1400 AM  
 Medford ..... KCMX, 880 AM  
 Portland ..... The Fan, 1080AM\*  
 Roseburg ..... KQEN, 1240 AM  
 Salem ..... KYKN, 1430 AM  
 Waldport ..... KWDP, 820 AM  
 TuneIn Radio  
 GoDucks GameDay App  
 GoDucks.com/LiveAudio

\* Flagship Station

All regular-season games are broadcast on the 16-station Oregon Sports Network from Learfield IMG College. Joey McMurphy, in his third season, and Jerry Allen, in his 33rd season, have the action. Oregon games can also be heard (on a game-to-game basis) on Sirius and XM satellite radio.

**INTERNET COVERAGE FOR OREGON MBB**

Live audio and stats will be available for all games on goducks.com. UO basketball representatives will make periodic appearances throughout the season on **Duck Insider**, a daily sports radio show webcast on Facebook.com/goducks, hosted by Joey McMurphy from 1-2 p.m. that features interviews with coaches and student-athletes. From January to March, Oregon men's and women's basketball coaches and players join Joey McMurphy and Terry Jonz on Tip-off Tuesday, the Oregon basketball coaches show. Tune in every Tuesday at 7 p.m. across OSN and watch the show on the Oregon basketball Facebook and Twitter pages.

## 2019-20 DUCKS IN THE POLLS

Week	AP	Coaches
Preseason	15	14
Nov. 11	14	No Poll
Nov. 18	11	11
Nov. 25		

## HONORS

## Payton Pritchard

2020 Naismith Trophy Preseason Watch List  
 2020 Wooden Award Preseason Top 50  
 2020 Bob Cousy Point Guard of the Year Watch List  
 2020 Preseason No. 7 PG Nationally, The Athletic  
 2020 Preseason All-Pac-12 First Team  
 2019 Pac-12 Tournament Most Outstanding Player  
 2019 Pac-12 All-Tournament Team

## N'Faly Dante

2020 Preseason All-Pac-12 Second Team

## C.J. Walker

2020 Preseason All-Pac-12 Honorable Mention

## DOUBLE-DOUBLES

	PTS	REB
<b>Francis Okoro (Season - 1; Career - 1)</b>		
Fresno State (11-5-19)	10	10
<b>Shakur Juiston (Season - 1; Career - 19)</b>		
Memphis (11-12-19)	17	10
<b>Payton Pritchard (Season - 0; Career - 2)</b>		

\*assists

## DUCKS PICKED TO WIN PAC-12

Oregon has been chosen to win the 2019-20 Pac-12 men's basketball title in a vote of 27 media members who cover the league. It is the second consecutive season and third time in the past four years that the Ducks are the media's pick to wear the Pac-12 crown under 10th year head coach Dana Altman. With the UO women's team earning the media's nod to win the 2019-20 title on Monday, Oregon has now been the preseason pick to sweep the league's basketball crowns for the second consecutive year.

## 2019-20 PAC-12 MEN'S BASKETBALL PRESEASON MEDIA POLL

TEAM (first-place votes)	POINTS
1. Oregon (9)	291
2. Colorado (9)	288
3. Washington (6)	273
4. Arizona (2)	263
5. USC (1)	198
6. Arizona State	187
7. Oregon State	161
8. UCLA	148
9. Utah	131
10. Stanford	84
11. Washington State	47
12. California	35

## QUOTE SHEET

*"Dana Altman will beat your five with his five and then take your five and beat his five."*

- Doug Gottlieb

## NOTES

## PERIMETER PATROL

After holding Houston to just 2-of-20 shooting (10.0 percent) from downtown last week, the Ducks lead the Pac-12 and rank fourth nationally in three-point field goal percentage defense at 20.5 percent (27-of-132). The Ducks have held all five opponents below 27 percent from three-point range this season. Conversely, the Ducks are third in the Pac-12 and eighth nationally in three-point field goal percentage (.427).

## LEADERS OF THE PACK

The Ducks are in the midst of a unique stretch of four non-conference games against teams that were picked first or second in their respective preseason polls. That run began with Memphis (tie-1st, American Athletic) and includes UT Arlington (2nd, Sun Belt), Houston (tie-1st, American Athletic) and Seton Hall (1st, Big East). If Oregon faces Gonzaga (1st, West Coast) in the Battle 4 Atlantis, that string would extend to five consecutive games. A meeting with North Carolina (2nd, ACC) on the final day of the tournament would make a half dozen straight games against top-two teams.

## VETS LEADING THE WAY

The Ducks have leaned on their veterans in opening the year 5-0. Oregon's top three scorers - **Payton Pritchard** (19.4 ppg), **Anthony Mathis** (15.0 ppg) and **Shakur Juiston** (9.8 ppg) - are all seniors with junior **Chris Duarte** (9.0 ppg) fourth.

## PRITCHARD AND RON LEE IN CLUB OF TWO

**Payton Pritchard** is now one of just two players in program history with 1,000 points, 500 assists and 400 rebounds, joining UO Hall of Famer **Ron Lee**. Pritchard passed **Luke Ridnour** for third on the UO career assists list against Boise State.

## FOR THE DEFENSE

Oregon held UT Arlington to its worst shooting performance in school history on Nov. 17. The Mavericks made 15-of-64 field goal attempts (23.4 percent). After letting UTA take a 14-11 lead with 14:00 to go in the first, the Mavericks scored just 33 points in the final 34 minutes of the game. That was the best defensive effort for the Ducks since holding Eastern Washington to 23.1 percent from the field last season (Nov. 9, 2018). Under **Dana Altman**, Oregon is 166-20 when holding opponents under 70 points, including a 131-12 mark the last six seasons.

## PRITCHARD IN PAC-12 TOP FIVE IN SCORING, ASSISTS

**Payton Pritchard** is the only player ranked in the Pac-12's top five in scoring (19.4 ppg) and assists (5.4 apg).

## MATHIS PACES PAC-12 IN THREES AND 3-FG PCT.

Senior transfer **Anthony Mathis** currently leads the Pac-12 in three-pointers per game (4.0) and three-point field goal percentage (.645). Nationally, those marks rank seventh and fourth, respectively. He had a breakout game Nov. 9 against Boise State when he scored a career-high 30 points - including a Matthew Knight Arena record nine three-pointers. Mathis is also second in the league in overall field goal percentage (.605).

## DUCKS KNOCK OFF TOP-13 NON-CONFERENCE FOE FOR THE FIRST TIME IN 23 YEARS

The Ducks' 82-74 win over No. 13 Memphis on Nov. 12 marked the first time in 23 years that Oregon defeated a non-conference opponent ranked 13th or higher during the regular season. The last time that happened was Dec. 7, 1996, when the Ducks defeated No. 13 Fresno State 87-75 at McArthur Court. In fact, there is only one other occasion when Oregon defeated a non-conference team ranked higher than 13th during the regular season. The Ducks defeated No. 10 Providence 86-73 in Eugene on Jan. 4, 1975.

## ALTMAN ALONE ATOP OREGON'S WINS LIST

**Dana Altman** became the school's all-time winningest coach when Oregon defeated Fresno State in the 2019-20 season opener. He passed **Ernie Kent**, who won 235 games in 13 seasons (1998-2010) with the Ducks.

## WOODEN UP NEXT FOR ALTMAN

**Dana Altman** is currently 29th in all-time NCAA Division I coaching wins with 650. No. 28 on that list is John Wooden, who had 664 career wins for Indiana State and UCLA.

## DUCKS SIGN ALTMAN THROUGH 2025-26

In March of 2019, University of Oregon Director of Athletics Rob Mullens announced a contract extension with head coach **Dana Altman** that will keep him in Eugene through the 2025-26 season.

## NUMBERS

## OREGON'S 2019-20 RECORD WHEN ...

At home .....	4-0
On the road.....	0-0
Neutral site.....	1-0
Overtime games .....	0-0
vs. Top-25 team .....	1-0
Leading at the half .....	5-0
Behind at the half.....	0-0
Tied at the half.....	0-0
Game decided by 1-4 points .....	0-0
Game decided by 5-9 points .....	1-0
Game decided by 10-14 points .....	2-0
Game decided by 15 points or more.....	2-0
UO scores under 50 points.....	0-0
UO scores 50-59 points .....	0-0
UO scores 60-69 points .....	1-0
UO scores 70-79 points .....	2-0
UO scores 80-89 points .....	1-0
UO scores 90-99 points .....	0-0
UO scores 100+ points .....	1-0
Opponent scores 70 or more points .....	2-0
Opponent scores 60-69 points .....	1-0
Opponent scores 50-59 points .....	1-0
Opponent scores under 50 points .....	1-0
UO out-rebounds the opponent .....	3-0
UO is out-rebounded by opponents .....	2-0
Same number of rebounds.....	0-0
UO has more assists than opponents .....	3-0
UO has fewer assists than opponents.....	1-0
Same number of assists .....	1-0
UO has more steals than opponents.....	4-0
UO has fewer steals than opponents .....	0-0
Same number of steals.....	1-0
UO has more blocks than opponents .....	2-0
UO has fewer blocks than opponents.....	2-0
Same number of blocks .....	1-0
UO has a better shooting percentage .....	5-0
UO has a worse shooting percentage.....	0-0
Same shooting percentage .....	0-0
UO shoots 50 percent or better on FGs.....	2-0
UO shoots less than 50 percent on FGs .....	3-0
UO with more TOs than opponents.....	3-0
UO with fewer TOs than opponents .....	2-0
Same number of TOs.....	0-0
UO with more fouls than opponents .....	2-0
UO with fewer fouls than opponents.....	2-0
Same number of fouls .....	1-0
UO wearing white uniforms .....	4-0
UO wearing "Duck logo" white uniforms .....	0-0
UO wearing yellow uniforms.....	0-0
UO wearing "Fighting Ducks" yellow uniforms .....	0-0
UO wearing green uniforms.....	1-0
UO wearing "Fighting Ducks" green uniforms .....	0-0
UO wearing black uniforms .....	0-0
UO in November games.....	5-0
UO in December games.....	0-0
UO in January games .....	0-0
UO in February games .....	0-0
UO in March games .....	0-0

## NATIONAL RANKINGS - TEAM

	Stat	NCAA Rank	Pac-12 Rank
Scoring Offense	80.8 ppg		3
Scoring Defense	63.8 ppg		6
Scoring Margin	+17.0		3
FG Pct.	.519	13	3
FG Pct. Defense	.361	28	1
3FG Pct.	.427	8	2
3FG Pct. Defense	.205	4	1
3FG Per Game	8.2 pg		2
FT Pct.	.677		10
Rebounds	38.0 rpg		6
Rebound Margin	+3.4		8
Assists	16.2 apg		4
Blocks	2.6 bpg		11
Steals	6.4 spg		10
Turnover Margin	-1.2		10
Assist-to-TO Ratio	1.3-to-1		4

## NATIONAL RANKINGS - INDIVIDUAL

	Stat	NCAA Rank	Pac-12 Rank
<b>Payton Pritchard</b>			
Scoring	19.4 ppg		4
FG Pct.	.540		8
3FG Per Game	1.6 pg		14
Rebounds	6.3 rpg		14
Assists	5.6 apg	44	3
Assist-to-TO	1.87-to-1		10
Minutes	34.0 mpg		4
Total Minutes	133		10
<b>Anthony Mathis</b>			
Scoring	15.0 ppg		15
FG Pct.	.605		4
3FG Pct.	.645	4	1
3FG Per Game	4.0 pg	7	1
<b>Shakur Juiston</b>			
Rebounds	5.6 rpg		18
Assists	3.2 apg		14
Assist-to-TO	1.14-to-1		14
<b>Francis Okoro</b>			
Rebounds	7.3 rpg		8

## TEAM WINS (Bold = all wins came under Altman)

## MOST TEAM WINS, 10-SEASON SPAN

Seasons	Wins
2009-19 .....	251
<b>2010-20 .....</b>	<b>240</b>
2008-18 .....	234
2007-17 .....	226
2006-16 .....	222

## MOST TEAM WINS, NINE-SEASON SPAN

Seasons	Wins
<b>2010-19 .....</b>	<b>235</b>
2009-18 .....	226
<b>2011-20 .....</b>	<b>219</b>
2008-17 .....	211
2007-16 .....	196

## MOST TEAM WINS, EIGHT-SEASON SPAN

Seasons	Wins
<b>2011-19 .....</b>	<b>214</b>
<b>2010-18 .....</b>	<b>210</b>
2009-17 .....	203
<b>2012-20 .....</b>	<b>195</b>
2008-16 .....	178

## MOST TEAM WINS, SEVEN-SEASON SPAN

Seasons	Wins
<b>2012-19 .....</b>	<b>190</b>
<b>2011-18 .....</b>	<b>189</b>
<b>2010-17 .....</b>	<b>187</b>
2009-16 .....	170
<b>2013-20 .....</b>	<b>167</b>

## MOST TEAM WINS, SIX-SEASON SPAN

Seasons	Wins
<b>2011-17 .....</b>	<b>166</b>
<b>2012-18 .....</b>	<b>165</b>
<b>2013-19 .....</b>	<b>162</b>
<b>2010-16 .....</b>	<b>154</b>
<b>2014-20 .....</b>	<b>143</b>
2009-15 .....	139

## MOST TEAM WINS, FIVE-SEASON SPAN

Seasons	Wins
<b>2012-17 .....</b>	<b>142</b>
<b>2014-19 .....</b>	<b>138</b>
<b>2013-18 .....</b>	<b>137</b>
<b>2011-16 .....</b>	<b>133</b>
<b>2010-15 .....</b>	<b>123</b>
<b>2015-20 .....</b>	<b>116</b>

## MOST TEAM WINS, FOUR-SEASON SPAN

Seasons	Wins
<b>2013-17 .....</b>	<b>114</b>
<b>2014-18 .....</b>	<b>113</b>
<b>2015-19 .....</b>	<b>112</b>
<b>2012-16 .....</b>	<b>109</b>
<b>2011-15 .....</b>	<b>102</b>
<b>2010-14 .....</b>	<b>97</b>
<b>2016-20 .....</b>	<b>86</b>



## NOTES

## ALTMAN NOW WINS LEADER AT TWO DIVISION I SCHOOLS

**Dana Altman** is now the winningest coach at two Division I institutions - Oregon (240) and Creighton (327 wins in 16 seasons). He's one of just eight coaches who is the current career wins leader at two different NCAA Division I institutions. The others include Jim Calhoun (Connecticut, Northeastern), Cliff Ellis (Clemson, Coastal Carolina), Lou Henson (Illinois, New Mexico State), Ron Hunter (Georgia State, IUPUI), Danny Kaspar (Stephen F. Austin, Texas State), Gregg Marshall (Wichita State, Winthrop) and Willis Wilson (Rice, Texas A&M Corpus Christi).

## PRITCHARD WITHIN STRIKING DISTANCE OF UO CAREER RECORDS

Senior **Payton Pritchard** has a chance to break a number of school career records, including steals, assists, wins and games played. He currently has 171 steals and 515 assists. **Kenya Wilkins** (1993-97) currently holds the records in both categories (213 steals, 614 assists) and both are well within Pritchard's reach. Pritchard is just the ninth member of Oregon's 80-win club (players who have played in at least 80 victories as a Duck) and currently sits at 86 (fifth). The career leader in wins is **Johnathan Loyd**, who won 97 games as a Duck between 2010-14. Pritchard has also played 118 games in three seasons at Oregon. Loyd is the Ducks' all-time leader in games played with 144.

## PRITCHARD PASSES RIDNOUR, REACHES 500 CAREER ASSISTS

With seven assists Nov. 9 against Boise State, **Payton Pritchard** passed UO Hall of Famer **Luke Ridnour** (500/2000-03) for third on the UO career charts and now has 515. **Ron Lee** (572/1972-76) is second.

## PRITCHARD CLIMBS SCORING LIST

**Payton Pritchard** is the 37th 1,000-point scorer in program history. Friday night against Houston, he passed **Joseph Young** (1,388/2013-15) and **Luke Ridnour** (1,399/2000-03) for 16th place. Pritchard currently shows 1,400 points. Next up is **Bryce Taylor** (1,435/2004-08).

## PRITCHARD LEADS NCAA IN CONSECUTIVE STARTS

Senior guard **Payton Pritchard** has started 114 consecutive games, a streak that leads the NCAA. Pritchard came off the bench his first four games as a freshman before moving into the starting lineup for the last 114 in a row.

## PRITCHARD TOPS NCAA IN MINUTES PLAYED

**Payton Pritchard** played in 1,349 minutes in 2018-19 to lead Division I in minutes played. He edged Virginia's Kyle Guy (1,344) by five minutes.

## PRITCHARD SOARS UP CAREER STEALS LIST

With 25 steals in the last 11 games of the year, junior guard **Payton Pritchard** leapt from ninth to second on UO's career steals list. He now shows 171 career steals and trails only school record holder **Kenya Wilkins** (213/1993-97).

## OKORO NETS FIRST DOUBLE-DOUBLE, SETS CAREER HIGH

Sophomore **Francis Okoro** netted his first career double-double in the season opener against Fresno State (10 points, 10 rebounds). He followed that with a career-high 12 points Nov. 22 against Houston.

## DOUBLE-DOUBLE MACHINE

**Shakur Juiston** nearly had back-to-back double-doubles earlier this month. He had season highs in points (17) and rebounds (10) Nov. 12 against Memphis for his first double-double of the season (19th career). That came after he posted a career-high nine assists with 16 points Nov. 9 against Boise State.

## NBA DRAFT NOTES

With **Bol Bol** being drafted by Denver in the second round of the 2019 NBA Draft, Oregon is now one of just seven programs nationally that has produced five or more NBA Draft picks over the last three seasons. Oregon is joined in that elite echelon of college programs by Duke (11), Kentucky (10), UCLA (6), Villanova (6), Florida State (5) and North Carolina (5).

## NBA ROSTER NOTES

Oregon has five alums currently playing in the NBA in 2019-20, with **Bol Bol** recently being recalled to Denver. Bol is on a two-way contract this season. **Chris Boucher** won a World Championship with Toronto last season and is in his second year with the Raptors (third overall). Another former World Champion, **Jordan Bell**, is in his first season (third overall) with Minnesota after spending the previous two years with the Golden State Warriors. **Dillon Brooks** is in his third season with Memphis, while this is year two in Washington for **Troy Brown Jr.** The Ducks also have **Louis King** (Detroit) on a two-way contract. In the NBA G League, **McKale McIntosh** and **Paul White** are with Raptors 905, **Kenny Wooten** is with the Westchester Knicks and **Elijah Brown** is with the Grand Rapids Drive.

## HEY MAN, NICE SHOT

Oregon has made at least one three-point field goal in 754 consecutive games. The Ducks' last game without a three-pointer was Feb. 6, 1997, versus Washington. The Ducks last held an opponent without a three-pointer in 2015-16 when Cal went 0-for-12 from three-point range on Jan. 6, 2016.

## ALTMAN ONE OF SIX COACHES WITH 22 CONSECUTIVE WINNING SEASONS

**Dana Altman** is one of six active head coaches in NCAA Division I who have posted a winning record for the last 22 consecutive seasons (the other five are in the Hall of Fame). For Altman, that streak runs from the 1997-98 season through 2018-19, and covers his final 13 seasons at Creighton and his first nine in Eugene.

Active 22-plus Consecutive Winning Seasons as a Head Coach

1. 43 \*Jim Boeheim - Syracuse, 1976-77 – 2017-19
2. 36 \*Mike Krzyzewski - Duke, 1983-84 – 2018-19+
3. 31 \*Roy Williams - Kansas, North Carolina, 1988-89 – 2017-19
4. 24 \*Bill Self - Oral Roberts, Tulsa, Illinois, Kansas, 1995-96 – 2017-19
5. 23 \*Tom Izzo - Michigan State, 1996-97 – 2018-19
6. 22 **Dana Altman - Creighton, Oregon, 1997-98 – 2018-19**

\* member of the Hall of Fame

+ During the '94-95 season, Krzyzewski coached the team to a 9-3 record before taking a leave of absence to recover from back surgery.

## ALTMAN REACHES 600 WINS

**Dana Altman** is the 34th NCAA Division I coach to reach 600 career wins all-time. He is one of 13 active coaches with 600 wins. That list also currently includes Mike Krzyzewski, Duke, Jim Boeheim, Syracuse, Roy Williams, North Carolina, Bob Huggins, West Virginia, Cliff Ellis, Coastal Carolina, John Calipari, Kentucky, Rick Barnes, Tennessee, Bill Self, Kansas, Lon Kruger, Oklahoma, Jim Larranaga, Miami, Fla., Tubby Smith, High Point, and Tom Izzo, Michigan State. Krzyzewski, Boeheim, Williams, Calipari, Self and Izzo are all members of the Basketball Hall of Fame.

*NCAA Division I Career Wins (As of Nov. 24, 2019)*

Rank	Wins	Coach
24	676	Mike Montgomery (Montana, Stanford, California)
25	675	Denny Crum (Louisville)
26	674	Ralph Miller (Wichita State, Iowa, Oregon State)
27	668	Gary Williams (American, Boston College, Ohio State, Maryland)
28	664	John Wooden (Indiana State, UCLA)
29	650	<b>Dana Altman+ (Marshall, Kansas State, Creighton, Oregon)</b>
30	645	Lon Kruger+ (UTRGV, Kansas State, Florida, Illinois, UNLV, Oklahoma)
+ active		

## PAYTON PRITCHARD BY THE NUMBERS

## LEADER OF THE PAC

A four-year starter for the Ducks, Payton Pritchard ranks at or near the top of the Pac-12 in a number of career categories among active players.

Category	Pac-12 Rank	National Rank	Stat
Assists	1	4	515
Assist to TO	1	T6	2.32
Steals	1	T8	171
Games	1	T2	118
Points	2	36	1,400
Made FGs	2	39	475
Made 3s	3	24	208

\*rankings as of 11/2/19

## MISCELLANEOUS STATS

## Double-Digit Scoring Games

2016-17	2017-18	2018-19	2019-20	Total
9	27	26	5	67

## 20-point Games

2016-17	2017-18	2018-19	2019-20	Total
0	7	6	2	15

## 5-plus assist games

2016-17	2017-18	2018-19	2019-20	Total
10	17	18	4	49

## 3-plus steal games

2016-17	2017-18	2018-19	2019-20	Total
3	7	13	1	24

## CAREER SCORING BREAKDOWN

Category	Games	Points	PPG
Home	57	728	12.8
Road	33	360	10.9
Neutral	28	312	11.1
Conference	54	603	11.2
Nonconference	44	569	12.9
Postseason	20	228	11.4

## BY THE NUMBERS

2

Pritchard is **one of three players** in UO history with 1,000 points and 500 assists and 400 rebounds in a career, joining only Ron Lee.

86

Pritchard is one of just 11 players with 80 or more career wins and **fifth in Oregon history with 86**. He is 11 wins behind Johnathan Loyd for the program career record.

114

Pritchard currently has the longest active games started streak in the NCAA at **114 consecutive** games, dating back to his first career start vs. Tennessee in 2016. He is also second among NCAA active leaders with 118 games played.

118

Pritchard owns the nation's longest active streak of consecutive games with a point. The senior has **scored a point in all 118 of his career games** played, including 10 straight double-digit performances dating back to last year.

1,349

As a junior, Pritchard led the nation in **total minutes played with 1,349**, while starting all 38 games. He is averaging 32.9 minutes played per game in his career, averaging over 35 minutes a game as both a sophomore and junior.

1,400

After becoming the 37th in UO history to reach 1,000 career points, Pritchard is currently 16th with **1,400**. He is 35 points behind Bryce Taylor for 15th all-time at 1,435 career points.

## NCAA ACTIVE CAREER LEADERS

## Assists

1. Cassius Winston (Michigan State)	742
2. Josh Sharkey (Samford)	579
3. Tommy Funk (Army)	552
4. <b>Payton Pritchard (Oregon)</b>	<b>515</b>
5. Stevie Jordan (Rider)	502

## Assist to Turnover Ratio

1. Xavier Simpson (Michigan)	2.76
2. Cassius Winston (Michigan State)	2.56
3. Kameon Langley (North Carolina A&T)	2.42
4. Malik Johnson (Canisius)	2.35
Jordan Bohannon (Iowa)	2.35
6. <b>Payton Pritchard (Oregon)</b>	<b>2.32</b>
Daquan Bracey (Louisiana Tech)	2.32

## Steals

1. Josh Sharkey (Samford)	216
2. Sa'eed Nelson (American)	202
3. Jacob Gilyard (Richmond)	193
4. Kenny Cooper (Lipscomb/W. Kentucky)	184
5. Andrew Kostecka (Loyola Md.)	175
Quinton Rose (Temple)	175
7. Trent Forrest (Florida State)	172
8. <b>Payton Pritchard (Oregon)</b>	<b>171</b>
Skylar Mays (LSU)	171

## Games Played

1. Xavier Simpson (Michigan)	120
2. <b>Payton Pritchard (Oregon)</b>	<b>118</b>
Caleb Homesley (Liberty)	118
4. Rex Pflueger (Notre Dame)	116

## CAREER HONORS &amp; AWARDS

## 2019-20 (Senior Season)

-John R. Wooden Award Preseason Watch List  
 -Bob Cousy Point Guard of the Year Preseason Watch List  
 -Preseason All-Pac-12 first Team  
 -Preseason No. 7 ranked point guard (The Athletic)

## 2018-19 (Junior Season)

-Pac-12 Tournament Most Outstanding Player  
 -Pac-12 All-Tournament Team

## 2017-18 (Sophomore Season)

-All-Pac-12 Second Team

## NUMBERS

## UO SINGLE GAME RECORD WATCH

## STEALS

Rank	Stls.	Player	Opponent	Date
1	9	Kenya Wilkins	Boise State	12-20-1996
2	8	Ron Lee	UNC-Charlotte	3-15-1976
	8	Terrell Brandon	Arizona State	3-7-1991
4	6	Ron Lee	Hawaii	11-28-1975
	6	Ron Lee	San Jose State	1-3-1976
	6	Darius Wright	USC	1-7-1999
	6	Malcolm Armstead	Washington	3-11-2011
	6	Mike Moser	Georgetown	11-8-2013
	6	Joseph Young	USC	2-1-2014
<b>6</b>		<b>Payton Pritchard</b>	<b>Washington State</b>	<b>1-27-2019</b>

## UO SEASON RECORD WATCH

## ASSISTS

Rank	Asst.	Player	Games	Year
1	218	Luke Ridnour	33	2002-03
2	184	Ron Lee	30	1975-76
3	176	Luke Ridnour	35	2001-02
<b>4</b>	<b>175</b>	<b>Payton Pritchard</b>	<b>38</b>	<b>2018-19</b>
5	174	Terrell Brandon	29	1989-90
6	172	Kenya Wilkins	29	1995-96
7	171	Kenya Wilkins	28	1994-95
	<b>171</b>	<b>Payton Pritchard</b>	<b>36</b>	<b>2017-18</b>
9	167	Malcolm Armstead	38	2010-11
10	163	Ron Lee	30	1974-75

## STEALS

Rank	Stls.	Player	Games	Year
1	89	Malcolm Armstead	38	2010-11
2	71	Arsalan Kazemi	35	2012-13
<b>3</b>	<b>68</b>	<b>Payton Pritchard</b>	<b>38</b>	<b>2018-19</b>
4	65	Malcolm Armstead	32	2009-10
5	63	Terrell Brandon	28	1990-91
	63	Fred Jones	35	2001-02
	63	Luke Ridnour	33	2002-03
8	61	Kenya Wilkins	29	1995-96
9	58	Luke Ridnour	35	2001-02
10	55	Kenya Wilkins	28	1996-97
	55	Troy Brown Jr.	35	2017-18

## UO CAREER RECORD WATCH

## COACHING VICTORIES

Rank	Wins	Coach	Years
<b>1</b>	<b>240</b>	<b>Dana Altman</b>	<b>2010-</b>
2	235	Ernie Kent	1997-10
3	212	Howard Hobson	1935-47
4	180	W.J. Reinhart	1923-35
5	179	Steve Belko	1956-71

## UO 80-WIN CLUB

Player	Wins
Johnathan Loyd (2010-14) .....	97
Casey Benson (2014-17) .....	90
E.J. Singler (2009-13) .....	89
Dillon Brooks (2014-17) .....	87
<b>Payton Pritchard (2016-20) .....</b>	<b>86</b>
Jordan Bell (2014-17) .....	82
Fred Jones (1998-02) .....	81
Joevan Catron (2006-09, 2011) .....	81
Elgin Cook (2014-16) .....	81
Luke Jackson (2000-04) .....	80
Dick Wilkins (1944-48) .....	80

## GAMES PLAYED

Player	Games
Johnathan Loyd (2010-14) .....	144
E.J. Singler (2009-13) .....	142
Garrett Sim (2008-12) .....	136
Joevan Catron (2006-09, 2011) .....	133
Maarty Leunen (2004-08) .....	127
Luke Jackson (2000-04) .....	126
Tajuan Porter (2006-10) .....	126
Fred Jones (1998-02) .....	125
	Also
<b>Payton Pritchard (2016-20) .....</b>	<b>118</b>

## SCORING

Rank	Points	Player	Games	Years
1	2,085	Ron Lee	112	1972-76
				---
10	1,612	Dillon Brooks	109	2014-17
11	1,554	Blair Rasmussen	114	1981-85
12	1,546	E.J. Singler	142	2009-13
13	1,511	Aaron Brooks	115	2003-07
14	1,488	Kenya Wilkins	117	1993-97
15	1,435	Bryce Taylor	117	2004-08
<b>16</b>	<b>1,400</b>	<b>Payton Pritchard</b>	<b>118</b>	<b>2016-20</b>
17	1,399	Luke Ridnour	96	2000-03
18	1,388	Joseph Young	70	2013-15
19	1,325	Jim Barnett	75	1963-66
20	1,301	Charlie Warren	80	1959-62

## FIELD GOALS

Rank	FG	Player	Games	Years
1	838	Ron Lee	112	1972-76
2	714	Anthony Taylor	115	1984-88
3	675	Greg Ballard	115	1973-77
4	645	Luke Jackson	126	2000-04
5	629	Stan Love	78	1968-71
6	618	Blair Rasmussen	114	1981-85
7	612	Malik Hairston	117	2004-08
8	587	Dillon Brooks	109	2014-17
9	584	Tajuan Porter	126	2006-10
10	567	Orlando Williams	112	1991-95
				Also
	<b>475</b>	<b>Payton Pritchard</b>	<b>118</b>	<b>2016-20</b>

## 3-POINT FIELD GOALS

Rank	3FG	Player	Games	Years
1	345	Tajuan Porter	126	2006-10
2	282	Orlando Williams	112	1991-95
3	242	James Davis	115	2000-04
4	223	Terik Brown	116	1995-99
<b>5</b>	<b>208</b>	<b>Payton Pritchard</b>	<b>118</b>	<b>2016-20</b>
6	205	Aaron Brooks	115	2003-07
7	203	Luke Ridnour	96	2000-03
8	194	Jamal Lawrence	85	1994-97
9	185	Garrett Sim	136	2008-12
10	174	Luke Jackson	126	2000-04

## ASSISTS

Rank	Asst.	Player	Games	Years
1	614	Kenya Wilkins	112	1993-97
2	572	Ron Lee	112	1972-76
<b>3</b>	<b>515</b>	<b>Payton Pritchard</b>	<b>118</b>	<b>2016-20</b>
4	500	Luke Ridnour	96	2000-03
5	471	Aaron Brooks	115	2003-07

## STEALS

Rank	Stls.	Player	Games	Years
1	213	Kenya Wilkins	112	1993-97
<b>3</b>	<b>171</b>	<b>Payton Pritchard</b>	<b>118</b>	<b>2016-20</b>
3	160	Luke Jackson	126	2000-04
4	154	Malcolm Armstead	70	2010-11
5	152	Johnathan Loyd	144	2010-14

**MKA RECORDS FALL**

Two Matthew Knight Arena records fell during the Ducks' Nov. 9 win over Boise State. As a team, Oregon shot 70.0 percent from the field (42-of-60), to shatter the previous mark of .653 set in 2013 against Western Carolina. The Ducks nearly broke the overall school record for field goal percentage, falling just short of the .710 mark that the team recorded versus Arizona in 1983. **Anthony Mathis** made nine three pointers to break the MKA mark of eight by Travis Hammonds of Long Beach State and Jordan Hayward of Central Arkansas. That was one shy of **Tajuan Porter's** school record of 10, set versus Portland State in 2006.

**CONSISTENT COACHING STAFF**

Success on the court often goes hand-in-hand with continuity off the court. During the nine-year **Dana Altman** era, Oregon has seen just one change on its coaching staff. That came following the 2013-14 season, when assistant coach **Brian Fish** accepted the head coaching job at Montana State, and was replaced by current assistant **Michael Mennenga**. Oregon's two other assistants, **Kevin McKenna** and **Tony Stubblefield**, have been with Altman at Oregon since day one. The Ducks' continuity extends even beyond the assistant coaches with director of operations **Josh Jamieson** in his 16th year and athletic trainer **Clay Jamieson** in his 22nd season in Eugene.

**ALTMAN BECOMES PAC-12 TOURNAMENT'S WINNINGEST COACH**

With four wins in the 2019 Pac-12 Tournament, **Dana Altman** became the winningest coach in Tournament history. He finished 2019 with 19 career Pac-12 Tournament wins. He passed Sean Miller, Arizona (17), and Lute Olson, Arizona (16), for the all-time lead.

**DUCKS EARN NINTH STRAIGHT 20-WIN SEASON**

Oregon earned its ninth consecutive 20-win season in 2018-19. The Ducks are one of only 12 schools nationally that have won 20 games in a row for at least nine consecutive seasons.

**Teams with 9+ 20-Win Seasons:**

Belmont, Cincinnati, Duke, Gonzaga, Kansas, Kentucky, Louisville, North Carolina, **Oregon**, Saint Mary's, Vermont and Wichita State.

**OREGON SECURES NINTH STRAIGHT WINNING SEASON**

Last year was Oregon's ninth straight winning season, something that hadn't happened in Eugene in 87 years. The only other time Oregon has had nine or more winning seasons in a row was the decade between 1923-32, when the program posted 10 consecutive winning seasons under coaches **William Reinhart** and **George Bohler**.

**STARTING LINEUPS****2019-20 STARTING LINEUPS**

Opponent (W/L)	G	G	G/F	F	F
Fresno State (W)	Pritchard	Mathis	Duarte	Juiston	Okoro
Boise State (W)	Pritchard	Mathis	Duarte	Juiston	Walker
vs. Memphis (W)	Pritchard	Mathis	Duarte	Juiston	Okoro
UT Arlington (W)	Pritchard	Mathis	Duarte	Juiston	Okoro
Houston (W)	Pritchard	Mathis	Duarte	Juiston	Okoro

*Number of different lineups: 2*

*Record with different lineups (sorted by most starts):*

4-0 Pritchard, Mathis, Duarte, Juiston, Okoro

1-0 Pritchard, Mathis, Duarte, Juiston, Walker

*Career starts at UO:* Pritchard 114, Okoro 26, Richardson 12, Duarte 5, Juiston 5, Mathis 5, Walker 1

*Consecutive starts at UO:* Pritchard 113



## THE LAST TIME

## Team

Scored 100+ pts.....	106, vs. Boise State (11-9-19)
Scored 107+ pts.....	114, vs. Alabama State (11-17-17)
Scored 115+ pts.....	*128, vs. Savannah State (12-3-16)
Held opponent under 50 pts.....	47, vs. UT Arlington (11-17-19)
Held opponent under 47 pts.....	46, vs. Stanford (2-10-19)
Held opponent under 46 pts.....	40, vs. Washington (2-8-18)
Held opponent under 40 pts.....	38, vs. Nebraska (12-15-12)
Won by 20+ pts.....	20 (67-47), vs. UT Arlington (11-17-19)
Won by 21+ pts.....	31 (106-75), vs. Boise State (11-9-19)
Won by 32+ pts.....	33 (84-51), vs. Washington State (3-13-19)
Won by 34+ pts.....	34 (81-47), vs. Eastern Washington (11-9-18)
Won by 35+ pts.....	58 (114-56), vs. Alabama State (11-17-17)
Won by 60+ pts.....	69 (128-59), vs. Savannah State (12-3-16)
Made 50%+ FG.....	54.2% vs. Houston (11-22-19)
Made 55%+ FG.....	70.0% vs. Boise State (11-9-19)
Held opponent under 30%.....	23.4% vs. UT Arlington (11-17-19)
Held opponent under 23.4%.....	23.1% vs. Eastern Washington (11-9-18)
Made 55%+ 3-pt. FGs.....	68.4% (13-of-19), vs. Boise State (11-9-19)
Made 69%+ 3-pt. FGs.....	69.2% (9-of-13), vs. UCLA (1-24-15)
Made 70%+ 3-pt. FGs.....	72.7% (8-of-11), vs. Saint Louis (3-23-13)
Held opponent under 25% 3-pts.....	10.0% (2-of-20), vs. Houston (11-22-19)
Held opponent under 10% 3-pts.....	8.7% (2-of-23), vs. Utah (3-14-19)
Held opponent under 8.7% 3-pts.....	0.0% (0-of-12), vs. California (1-6-16)
Made 10+ 3-pt FGs.....	10-of-21, vs. Houston (11-22-19)
Made 11+ 3-pt FGs.....	13-of-19, vs. Boise State (11-9-19)
Made 14+ 3-pt FGs.....	14-of-26, vs. Rider (3-13-18)
Made 15+ 3-pt FGs.....	15-of-39, vs. DePaul (11-24-17)
Made 16+ 3-pt FGs.....	16-of-29, vs. Colorado (2-18-17)
Made 17+ 3-pt FGs.....	*18-of-31, at California (2-9-08)
Held opponent under five 3-pt FGs.....	2-of-20, vs. Houston (11-22-19)
Held opponent under two 3-pt FGs.....	0-of-12, vs. California (1-6-16)
Made 85%+ FT.....	90.9% (20-of-22), vs. Washington (3-16-19)
Made 91%+ FT.....	92.3% (12-of-13), at Arizona State (1-19-19)
Made 100% FT.....	100.0% (11-of-11), vs. USC (1-18-18)
Attempted 40+ FTs.....	42, vs. Green Bay (11-20-18)
Attempted 50+ FTs.....	*54, vs. Washington (2-10-04)
Made 30+ FTs.....	33-of-42, vs. Green Bay (11-20-18)
Had 50+ rebounds.....	50, vs. Eastern Washington (11-9-18)
Had 51+ rebounds.....	67, vs. Savannah State (12-3-16)
Had 60+ rebounds.....	67, vs. Savannah State (12-3-16)
+20 rebound margin.....	+23 (31-13), vs. Omaha (12-8-18)
+24 rebound margin.....	+26 (46-29), vs. Alabama State (11-17-16)
+30 rebound margin.....	+38 (67-29), vs. Savannah State (12-3-16)
Had 20+ assists.....	27, vs. Boise State (11-9-19)
Had 28+ assists.....	29, vs. Alabama State (11-17-17)
Had 30+ assists.....	*36, vs. Savannah State (12-3-16)
Forced 20+ TOs.....	20, vs. Washington State (3-13-19)
Forced 24+ TOs.....	25, vs. Tennessee (11-22-16)
Blocked 10+ shots.....	10, vs. Arizona State (3-15-19)
Blocked 11+ shots.....	12, at Fresno State (12-16-17)
Blocked 13+ shots.....	*13, vs. Army (11-11-16)
Committed under 10 TOs.....	7, vs. UC Irvine (3-24-19)
Committed under 5 TOs.....	3, vs. Arizona (3-1-19)
Had 10+ steals.....	11, at Washington State (3-6-19)
Had 12+ steals.....	13, UCLA (1-10-19)
Had 14+ steals.....	14, at Boise State (12-29-18)
Had 15+ steals.....	16, vs. USC (2-1-14)
Went to OT.....	L, 87-84, vs. UCLA (1-10-19)
Went to 2OT.....	W, 87-83, at UCLA (2-27-14)
Went to 3OT.....	L, 91-84, at Texas-El Paso (12-19-12)
Went to 4OT+.....	L, 107-102 (*5OT) at California (2-10-77)
Played a ranked opponent.....	11-12-19 vs. No. 13 Memphis (W, 82-74)
Beat a ranked opponent.....	11-12-19 vs. No. 13 Memphis (W, 82-74)

## Individual

Scored 43+ pts.....	Greg Ballard (*43) at Oral Roberts (3-9-77)
Scored 41+ pts.....	Luke Jackson (42) vs. Arizona (2-19-04)
Scored 40+ pts.....	Luke Jackson (40) vs. Colorado (3-17-04)
Scored 37+ pts.....	Tajuan Porter (38) vs. Portland State (11-12-06)
Scored 33+ pts.....	Joseph Young (36) vs. Western Carolina (11-13-13)
Scored 31+ pts.....	Bol Bol (32) vs. Texas Southern (11-26-18)
Scored 30+ pts.....	Anthony Mathis (30) vs. Boise State (11-9-19)
Five players w/10+ pts.....	Payton Pritchard (18), Paul White (18), Kenny Wooten (16), Victor Bailey Jr. (13), Louis King (10) at UCLA (2-23-19)
Six players w/10+ pts.....	Payton Pritchard (16), Kenny Wooten (13), Victor Bailey Jr. (11), Paul White (11), Troy Brown Jr. (10), McKyle McIntosh (10) vs. Texas Southern (12-11-17)
Seven+ players w/10+ pts.....	Tyler Dorsey (29), Dillon Brooks (22), Keith Smith (15), Chris Boucher (12), Roman Sorkin (12), Dylan Ennis (11), Kavell Bigby-Williams (11) vs. Savannah State (12-3-16)
Two players w/20+ pts.....	Louis King (20) and Payton Pritchard (20) vs. Utah (3-14-19)
Three players w/20+ pts.....	Luke Jackson (29), Luke Ridnour (28) and Fred Jones (24) vs. Wake Forest (3-16-02)
Had 15+ rebounds.....	Jordan Bell (16) vs. North Carolina (4-1-17)
Had 17+ rebounds.....	Chris Boucher (19) vs. Montana (12-13-16)
Had 20+ rebounds.....	Mike Moser (20) at UCLA (2-27-14)
Had 21+ rebounds.....	Gerald Willett (21) at Duquesne (12-7-74)
Two players w/10+ rebs.....	Jordan Bell (12) and Kavell Bigby-Williams (10) vs. Western Oregon (11-30-16)
Three players w/10+ rebs.....	Balderston (13), Sprague (13) and Adams (10) vs. Tennessee Tech (12-29-85)
Had 10+ assists.....	Payton Pritchard (10) vs. Washington State (2-11-18)
Had 11+ assists.....	Payton Pritchard (11) vs. Colorado (2-17-17)
Had 12+ assists.....	Payton Pritchard (13) vs. Savannah State (12-3-16)
Had 15+ assists.....	Johnathan Loyd (15) at Ole Miss (12-8-13)
Had 16+ assists.....	Ron Lee (*17) vs. Villanova (12-23-74)
Had 5+ steals.....	Payton Pritchard (5) at Washington (3-9-19)
Had 6+ steals.....	Payton Pritchard (6) vs. Washington State (1-27-19)
Had 7+ steals.....	Kenya Wilkins (*9) at Boise State (12-20-96)
Had 5+ blocks.....	Kenny Wooten (7) vs. UC Irvine (3-24-19)
Had 8+ blocks.....	Jordan Bell (8) vs. Kansas (3-25-17)
Had 9+ blocks.....	Chris Boucher (*9) vs. Arkansas State (11-25-15)
Made 5+ 3-pt. FGs.....	Anthony Mathis (5-of-9) vs. Houston (11-22-19)
Made 6+ 3-pt. FGs.....	Anthony Mathis (9-of-11) vs. Boise State (11-9-19)
Made 10+ 3-pt. FGs.....	Tajuan Porter (*10-of-12) vs. Portland State (11-12-06)
Made 10+ FTs.....	MiKyle McIntosh (15-of-18) at Marquette (3-18-18)
Recorded a double-double.....	Shakur Juiston (17 pts, 10 reb) vs. Memphis (11-12-19)
Two players w/double-doubles.....	Troy Brown Jr. (16 pts, 10 reb) and Payton Pritchard (19 pts, 10 asst) vs. Washington State (2-11-18)
Player records four straight double-doubles.....	4, Mike Moser 12-20 rebs at UCLA (2-27-14); 20-12 rebs at USC (3-1-14); 22-17 rebs vs. Arizona State (3-4-14); 10-10 rebs vs. Arizona (3-8-14)
Player records five straight double-doubles.....	6, Greg Ballard 15-15 rebs vs. Stanford (2-5-76); 19-12 rebs vs. California (2-7-76); 32-12 rebs at California (2-13-76); 20-12 rebs at Stanford (2-14-76); 19-13 rebs at USC (2-19-76); 16-10 rebs at UCLA (2-21-76)
20 points, 20 rebounds.....	Greg Ballard (41 pts, 20 reb) at California, 5OT (2-10-77)
Recorded a triple-double.....	Luke Jackson (14 pts, 11 reb, 12 asst) vs. Florida A&M (12-20-02)

\* - denotes school record

## MATTHEW KNIGHT ARENA

## MATT ARENA RECORDS

## TEAM

Scoring.....	128 vs. Savannah State, 12-3-2016
Scoring, One Half.....	70 vs. Savannah State, 12-3-2016
Scoring, Two Teams.....	205, Oregon (108) vs. Iowa (97), 3-18-2012
Scoring, Two Teams, One Half.....	110, Oregon (66) vs. Western Carolina (44), 11-13-2013
Scoring, Fewest Points.....	35 by Idaho State, 12-8-2012
Field Goals Made.....	54 vs. Savannah State, 12-3-2016
Field Goal Attempts.....	90 vs. Savannah State, 12-3-2016
Field Goal Percentage.....	.700 (42-60) vs. Boise State, 11-9-2019
3-Point Field Goals Made.....	16 vs. Arizona, 2-4-2017;
.....	16 vs. Colorado, 2-18-2017
3-Point Field Goal Attempts.....	50 by Savannah State, 12-3-2016
.....	(Oregon Record: 35 vs. Savannah State, 12-3-2016)
3-Point Field Goal Percentage.....	.692 (9-13) vs. UCLA, 1-24-2015
Free Throws Made.....	35 vs. Western Carolina, 11-13-2013
Free Throw Attempts.....	47 vs. vs. Western Carolina, 11-13-2013
Free Throw Percentage.....	1.000 (14-14) by Valparaiso, 11-17-2016
.....	(Oregon Record: 1.000 (11-11) vs. USC, 1-18-2018
Rebounds.....	67 vs. Savannah State, 12-3-2016
Fouls.....	34 by Western Carolina, 11-13-2013
.....	(Oregon Record: 26 vs. Oregon State, 1-29-2012; vs. Arizona State, 1-10-2015)
Fouls, Two Teams.....	53, Oregon (19) vs. Western Carolina (34), 11-13-2013
Assists.....	36 vs. Savannah State, 12-3-2016
Turnovers.....	24, 4 times (last vs. Washington, 1-26-2013)
Blocks.....	13 vs. Arkansas State, 11-25-2015;
.....	13 vs. Army, 11-10-2016
Steals.....	16 vs. USC, 2-1-2014
Winning Streak.....	46 games, 1-10-2015 vs. Arizona State to 11-19-2017 vs. Ball State

## INDIVIDUAL

Scoring.....	36, Joseph Young vs. Western Carolina, 11-13-2013
Field Goals Made.....	13, Tyler Haws, Brigham Young, 12-21-2013;
.....	13, Bol Bol vs. Texas Southern, 11-26
Field Goal Attempts.....	25, Troy Huff, North Dakota, 11-30-2013
.....	(Oregon Record: 24, Dillon Brooks vs. Valparaiso, 11-22-2015)
Field Goal Percentage (Min. 7 att.).....	1.000 (9-9), Trayvon Reed, Texas Southern, 11-26-2018
.....	(Oregon Record: 1.000 (8-8), Kenny Wooten vs. Portland State, 12-13-2017)
3-Point Field Goals Made.....	9, Anthony Mathis vs. Boise State, 11-9-2019
3-Point Field Goal Attempts.....	14, Scott Bamforth, Weber State, 3-16-2011
.....	(Oregon Record: 12, Joseph Young vs. Detroit, 11-17-2014;
.....	12, Joseph Young vs. USC, 1-22-2015; 12, Elijah Brown vs. Portland State, 12-13-2017)
3-Point Field Goal Percentage (Min. 5 att.).....	1.000 (6-6), Tyler Dorsey vs. Arizona, 2-4-2017
Free Throws Made.....	16, E.J. Singler vs. UCLA, 1-21-2012;
.....	16, Joseph Young vs. California 1-9-14
Free Throw Attempts.....	17, E.J. Singler vs. UCLA, 1-21-2012;
.....	17, Joseph Young vs. California, 1-9-14;
.....	17, Elijah Brown vs. Arizona, 2-24-2017
Free Throw Percentage.....	1.000 (13-13), Jason Calliste vs. Brigham Young, 12-21-2013
Rebounds.....	19, Chris Boucher vs. Montana, 12-13-2016
Assists.....	13, Johnathan Loyd vs. Pacific, 11-29-2013;
.....	13, Malcolm Armstead vs. Oregon State, 2-19-2011;
.....	13, Payton Pritchard vs. Savannah State, 12-3-2016
Turnovers.....	9, Kyle Anderson, UCLA, 1-31-2014;
.....	(Oregon Record: 7, E.J. Singler vs. Washington, 1-26-2013;
.....	7, E.J. Singler vs. Nevada, 12-31-2012)
Blocks.....	9, Chris Boucher vs. Arkansas State, 11-25-2015
Steals.....	6, Joseph Young vs. USC, 2-1-2014;
.....	6, Payton Pritchard vs. Washington State, 1-27-2019

(Oregon Best in Parentheses)

## HOME COURT ADVANTAGE

The Ducks are 143-20 (.877) all-time at Matthew Knight Arena since the building opened in 2011.

## PAC-12 AT MKA

The Ducks are 63-16 (.797) in Pac-12 games at Matthew Knight Arena. Two teams have yet to register a win at the nine year-old arena: Washington State (0-8) and Arizona State (0-6). USC and Washington are 1-7, Arizona, Utah and Colorado are 1-5, Oregon State is 2-7, Stanford is 2-5 and UCLA is 3-5. The only Pac-12 opponent with a winning record at MKA is California (4-3).

## NON-CONFERENCE RECORD AT MKA

The Ducks are 80-4 (.952) all-time in non-conference games at Matthew Knight Arena. The four non-conference teams to defeat Oregon at MKA are Virginia (67-54, Dec. 18, 2011), Mississippi (79-73, Dec. 7, 2014), Boise State (73-70, Dec. 1, 2017) and Texas Southern (89-84, Nov. 26, 2018). UO won 28 non-conference games in a row at MKA between the Virginia and Ole Miss losses.

## HOME OPENERS

After defeating Fresno State to open the 2019-20 season, the Ducks have now won 22 straight home openers. Oregon last dropped a home opener at the beginning of the 1997-98 season, 56-54 to Portland State.

## NATION'S LONGEST ACTIVE HOME WIN STREAK ENDS AT 46 GAMES

Oregon's school record winning streak at Matthew Knight Arena came to an end at 46 games on a half-court buzzer beater by Boise State on Dec. 1, 2017. At the time, it was the longest home winning streak in the nation. Two of Oregon's four longest home winning streaks have come under Dana Altman.

Streak	First Win	Last Win	Ended
46 games	1/10/2015 Arizona State	11/19/2017 Ball State	12/1/2017 Boise State
23 games	11/15/2001 Alabama State	12/28/2002 UC Riverside	1/2/2003 Arizona
23 games	2/13/1937 Idaho	1/6/1939 Washington State	1/7/1939 Washington State
20 games	2/9/2012 Washington	1/26/2013 Washington	2/2/2013 Colorado

## IT'S NOT EASY BEING GREEN

Matthew Knight Arena was selected as one of the nation's 11 greenest college basketball arenas by LawnStarter. Opened in 2011, MKA received LEED Gold certification: Gold. Among the green features cited by LawnStarter were a 50 percent reduction in water use for landscaping, water use for the building as a whole reduced by 30 percent, and indoor air quality was enhanced with low-emitting construction materials like carpet, paint, wood and sealants.

## RECORD ATTENDANCE AT MATTHEW KNIGHT ARENA

Oregon had its best home attendance figures in 39 seasons in 2016-17. The Ducks averaged 9,895 fans per home game (17 home games), which was the program's highest since averaging 9,984 in 1977-78. The 2016-17 season average was higher than the final capacity at McArthur Court (9,087). The Ducks also had seven sellouts in season seven at MKA, which matched the total number sellouts in the arena's first six seasons.



# #1 N'FALY DANTE

FRESHMAN | CENTER | 6-11 | 230 | BAMAKO, MALI

SUNRISE CHRISTIAN ACADEMY | UNDECLARED

## BEFORE OREGON

- Reclassified from the class of 2020 to the class of 2019.
- Five star recruit with a scout grade of 91 according to ESPN.com.
- Ranked 13th in the 2020 class according to Scout.com.
- Ranked 17th in ESPN's top 60 for the class of 2020.
- No. 2 center in the 2020 class according to 247Sports.com.
- Averaged 16.5 points per game while shooting 85.2 percent from the floor on the Nike EYBL circuit
- Led his high school team to the quarterfinals of Geico Nationals.
- As a junior, averaged 14.7 points, 9.0 rebounds and 2.3 blocks per game on the prep circuit.

## YEAR-BY-YEAR CAREER STATISTICS

Season	GP-GS	Min./Avg.	FG-FGA	pct.	3FG-3FGA	pct.	FT-FTA	pct.	off	def	tot	avg.	pf	fo	asst	to	blk	stl	Points	Avg.
2019-20																				
<b>TOTAL</b>																				

### 2019-20 SEASON HIGHS

Points	
FG Made	
FG Att.	
3 PT Made	
3 PT Att.	
FT Made	
FT Att.	
Rebounds	
Assists	
Steals	
Blocks	
Minutes	

### CAREER HIGHS

Points	
FG Made	
FG Att.	
3 PT Made	
3 PT Att.	
FT Made	
FT Att.	
Rebounds	
Assists	
Steals	
Blocks	
Minutes	

### MISCELLANEOUS STATS

CATEGORY	2019-20	CAREER
Double-digit scoring		
20+ point games		
Double-digit rebounding		
Double-doubles		
Led UO in scoring		
Led UO in rebounding		
Led UO in assists		
Led UO in steals		
Led UO in blocks		
5+ assist games		
3+ steal games		
3+ block games		



# #5 CHRIS DUARTE

JUNIOR | GUARD | 6-6 | 190 | PUERTO PLATA, DOMINICAN REPUBLIC

REDEMPTION CHRISTIAN ACADEMY / NW FLORIDA STATE COLLEGE | UNDECLARED

## 2019-20 Oregon Ducks Oregon Individual Game-by-Game (as of Nov 23, 2019) All games

### #05 Chris Duarte

Opponent	Date	gs	min	Total		3-Pointers		Free throws		Rebounds				pf	a	t/o	blk	stl	pts	avg
				fg-fga	pct	3fg-fga	pct	ft-fa	pct	off	def	tot	avg							
FRESNO ST.	11/05/19	*	32	6-16	.375	1-6	.167	3-4	.750	3	4	7	7.0	1	0	0	0	3	16	16.0
BOISE ST.	11/09/19	*	28	2-5	.400	1-3	.333	2-2	1.000	0	5	5	6.0	3	7	1	1	1	7	11.5
vs Memphis	11/12/19	*	13	3-5	.600	1-2	.500	0-0	.000	1	1	2	4.7	0	0	0	1	0	7	10.0
UT ARLINGTON	11/17/19	*	24	3-9	.333	1-3	.333	0-0	.000	2	5	7	5.3	2	2	1	0	0	7	9.3
HOUSTON	11/22/19	*	30	3-4	.750	2-3	.667	0-0	.000	0	3	3	4.8	1	4	3	1	0	8	9.0
Totals			5	127	17-39	.436	6-17	.353	5-6	.833	6	18	24	4.8	7	13	5	3	45	9.0

Games played: 5  
Minutes/game: 25.4  
Points/game: 9.0  
FG Pct: 43.6  
3FG Pct: 35.3  
FT Pct: 83.3

Rebounds/game: 4.8  
Assists/game: 2.6  
Turnovers/game: 1.0  
Assist/turnover ratio: 2.6  
Steals/game: 0.8  
Blocks/game: 0.6

## 2019-20 | JUNIOR SEASON

- Finished with 16 points and seven rebounds along with three steals in Oregon debut vs. Fresno State.
- His 16 points were the most by a player in an Oregon debut since Troy Brown Jr. in 2017.
- Dished out seven assists while scoring seven points and grabbing five rebounds vs. Boise State.

## BEFORE OREGON

- Versatile athlete was named the 2019 national player of the year by the NJCAA.
- Was also named a 2018-19 first team all-American by the NJCAA and MVP of the 2019 NJCAA all-star game.
- Averaged 19.4 points and 7.3 rebounds per game as a sophomore during the 2018-19 season, when he led Northwest Florida State to the NJCAA Elite Eight
- Awarded Panhandle Conference Player of the Year
- Led the Raiders to their fifth-straight conference title
- Rated by 247Sports as the fifth-best high school player in the state of New York in 2016-17, where he spent the season at Redemption Christian Academy in Troy, N.Y.

## YEAR-BY-YEAR CAREER STATISTICS

Season	GP-GS	Min./Avg.	FG-FGA	pct.	3FG-3FGA	pct.	FT-FTA	pct.	off	def	tot	avg.	pf	fo	asst	to	blk	stl	Points	Avg.
2019-20	5-5	127/25.4	17-39	.436	6-17	.353	5-6	.833	6	18	24	4.8	7	0	13	5	3	4	45	9.0
<b>TOTAL</b>	<b>5-5</b>	<b>127/25.4</b>	<b>17-39</b>	<b>.436</b>	<b>6-17</b>	<b>.353</b>	<b>5-6</b>	<b>.833</b>	<b>6</b>	<b>18</b>	<b>24</b>	<b>4.8</b>	<b>7</b>	<b>0</b>	<b>13</b>	<b>5</b>	<b>3</b>	<b>4</b>	<b>45</b>	<b>9.0</b>

## 2019-20 SEASON HIGHS

Points	16	Fresno State (11-5-19)
FG Made	6	Fresno State (11-5-19)
FG Att.	16	Fresno State (11-5-19)
3 PT Made	2	Houston (11-22-19)
3 PT Att.	6	Fresno State (11-5-19)
FT Made	3	Fresno State (11-5-19)
FT Att.	4	Fresno State (11-5-19)
Rebounds	7	Fresno State (11-5-19) UT Arlington (11-17-19)
Assists	7	Boise State (11-9-19)
Steals	3	Fresno State (11-5-19)
Blocks	1	3 times
Minutes	32	Fresno State (11-5-19)

## CAREER HIGHS

Points	16	Fresno State (11-5-19)
FG Made	6	Fresno State (11-5-19)
FG Att.	16	Fresno State (11-5-19)
3 PT Made	2	Houston (11-22-19)
3 PT Att.	6	Fresno State (11-5-19)
FT Made	3	Fresno State (11-5-19)
FT Att.	4	Fresno State (11-5-19)
Rebounds	7	Fresno State (11-5-19) UT Arlington (11-17-19)
Assists	7	Boise State (11-9-19)
Steals	3	Fresno State (11-5-19)
Blocks	1	3 times
Minutes	32	Fresno State (11-5-19)

## MISCELLANEOUS STATS

CATEGORY	2019-20	CAREER
Double-digit scoring	1	1
20+ point games		
Double-digit rebounding		
Double-doubles		
Led UO in scoring		
Led UO in rebounding		
Led UO in assists		
Led UO in steals	1	1
Led UO in blocks	3	3
5+ assist games	1	1
3+ steal games	1	1
3+ block games		





# #10 SHAKUR JUISTON

RS-SENIOR | FORWARD | 6-7 | 220 | NEWARK, N.J.

EASTSIDE HS / HUTCHINSON CC / UNLV | PREVENTION SCIENCE

## 2019-20 Oregon Ducks Oregon Individual Game-by-Game (as of Nov 23, 2019) All games

### #10 Shakur Juiston

Opponent	Date	gs	min	Total		3-Pointers		Free throws		Rebounds				pf	a	t/o	blk	stl	pts	avg
				fg-fga	pct	3fg-fga	pct	ft-fa	pct	off	def	tot	avg							
FRESNO ST.	11/05/19	*	26	2-6	.333	0-0	.000	1-1	1.000	1	5	6	6.0	3	1	2	1	0	5	5.0
BOISE ST.	11/09/19	*	31	8-10	.800	0-1	.000	0-0	.000	0	3	3	4.5	3	9	3	0	1	16	10.5
vs Memphis	11/12/19	*	35	8-15	.533	0-4	.000	1-4	.250	4	6	10	6.3	2	3	5	0	2	17	12.7
UT ARLINGTON	11/17/19	*	18	2-8	.250	0-1	.000	1-2	.500	2	1	3	5.5	3	0	1	0	1	5	10.8
HOUSTON	11/22/19	*	25	3-9	.333	0-3	.000	0-0	.000	0	6	6	5.6	1	3	3	0	0	6	9.8
Totals			5	135	23-48	.479	0-9	.000	3-7	.429	7	21	28	5.6	12	16	14	1	49	9.8

Games played: 5  
Minutes/game: 27.0  
Points/game: 9.8  
FG Pct: 47.9  
3FG Pct: 0.0  
FT Pct: 42.9

Rebounds/game: 5.6  
Assists/game: 3.2  
Turnovers/game: 2.8  
Assist/turnover ratio: 1.1  
Steals/game: 0.8  
Blocks/game: 0.2

## 2019-20 | SENIOR SEASON

- Turned in first double-double as a Duck, and 19th of his career, with a season-high 17 points and 10 boards vs. Memphis.
- Recorded a career-high nine assists while finishing with 16 points on 8-of-10 shooting vs. Boise State.
- Grabbed six rebounds while scoring five points and blocking a shot in Oregon debut vs. Fresno State.

## BEFORE OREGON

- Senior transfer from UNLV.
- Played in eight games in 2018-19 before an injury resulted in a redshirt season.
- Averaged 10.8 points and 8.8 rebounds per game in those eight games.
- Matched his career high with 19 rebounds against Valparaiso.
- Started all 33 games as a junior (2016-17) for the Rebels.
- Averaged a double-double with 14.6 points and 10.0 rebounds per game.
- Shot 63.9 percent from the field, which led the Mountain West and ranked seventh nationally.
- Had 15 double-doubles to rank 20th nationally, while was 23rd in rebounding.
- Scored 20 or more points seven times with a career-high 30 points versus Northern Colorado.
- Had a career-high 19 rebounds against Rice and a career-high four blocks versus Arizona.
- Spent his freshman and sophomore season at Hutchinson Community College.
- Named as the NABC Junior College Play of the Year in 2017.
- Led Hutchinson to the NJCAA Division I national championship.
- Named MVP of the NJCAA Tournament, recording totals of 88 points and 56 rebounds during tournament play.

## YEAR-BY-YEAR CAREER STATISTICS (2017-19 - UNLV; 2019-20 Oregon)

Season	GP-GS	Min./Avg.	FG-FGA	pct.	3FG-3FGA	pct.	FT-FTA	pct.	off	def	tot	avg.	pf	fo	asst	to	blk	stl	Points	Avg.
2017-18	33-33	1002/30.4	218-341	.639	2-2	1.000	44-86	.512	89	240	329	10.0	93	2	64	84	21	30	482	14.6
2018-19	8-8	232/28.9	35-79	.443	4-13	.308	12-21	.571	14	56	70	8.8	23	1	16	29	7	12	86	10.8
2019-20	5-5	135/27.0	23-48	.479	0-9	.000	3-7	.429	7	21	28	5.6	12	0	16	14	1	4	49	9.8
<b>TOTAL</b>	<b>46-46</b>	<b>1369/29.8</b>	<b>276-468</b>	<b>.590</b>	<b>6-24</b>	<b>.250</b>	<b>59-114</b>	<b>.518</b>	<b>110</b>	<b>317</b>	<b>427</b>	<b>9.3</b>	<b>128</b>	<b>3</b>	<b>96</b>	<b>127</b>	<b>29</b>	<b>46</b>	<b>617</b>	<b>13.4</b>

## 2019-20 SEASON HIGHS

Points	17	Memphis (11-12-19)
FG Made	8	Boise State (11-9-19)
		Memphis (11-12-19)
FG Att.	15	Memphis (11-12-19)
3 PT Made		
3 PT Att.	4	Memphis (11-12-19)
FT Made	1	Fresno State (11-5-19)
		Memphis (11-12-19)
FT Att.	4	Memphis (11-12-19)
Rebounds	10	Memphis (11-12-19)
Assists	9	Boise State (11-9-19)
Steals	2	Memphis (11-12-19)
Blocks	1	Fresno State (11-5-19)
Minutes	35	Memphis (11-12-19)

## CAREER HIGHS

Points	30	Northern Colorado (12-22-17)
FG Made	13	Northern Colorado (12-22-17)
FG Att.	18	Northern Colorado (12-22-17)
3 PT Made	3	Pacific (11-20-18)
3 PT Att.	4	Pacific (11-20-18)
FT Made	5	Boise State (12-30-17)
FT Att.	7	Two times
Rebounds	19	Rice (11-20-17)
		Valparaiso (11-28-18)
Assists	9	Boise State (11-9-19)
Steals	4	San Diego State (1-27-18)
Blocks	4	Arizona (12-2-17)
Minutes	37	Three times

## MISCELLANEOUS STATS

CATEGORY	2019-20	CAREER
Double-digit scoring	2	34
20+ point games		7
Double-digit rebounding	1	21
Double-doubles	1	19
Led UO in scoring	1	1
Led UO in rebounding	2	2
Led UO in assists	1	1
Led UO in steals	2	2
Led UO in blocks	1	1
5+ assist games	1	4
3+ steal games		4
3+ block games		2



# #13 CHANDLER LAWSON

FRESHMAN | FORWARD | 6-8 | 200 | MEMPHIS, TENN.

WOODDALE HS | UNDECLARED

## 2019-20 Oregon Ducks Oregon Individual Game-by-Game (as of Nov 23, 2019) All games

### #13 Chandler Lawson

Opponent	Date	gs	min	Total		3-Pointers		Free throws		Rebounds				pf	a	t/o	blk	stl	pts	avg
				fg-fga	pct	3fg-fga	pct	ft-fa	pct	off	def	tot	avg							
FRESNO ST.	11/05/19	15		0-3	.000	0-0	.000	0-0	.000	2	2	4	4.0	1	2	1	0	1	0	0.0
BOISE ST.	11/09/19	24		4-6	.667	0-0	.000	0-0	.000	1	8	9	6.5	1	0	3	0	2	8	4.0
vs Memphis	11/12/19	14		2-3	.667	0-0	.000	4-5	.800	2	2	4	5.7	1	0	1	0	0	8	5.3
UT ARLINGTON	11/17/19	18		2-4	.500	0-0	.000	0-0	.000	0	2	2	4.8	1	0	0	2	0	4	5.0
HOUSTON	11/22/19	13		2-3	.667	0-0	.000	0-0	.000	0	1	1	4.0	3	1	0	0	0	4	4.8
Totals		0	84	10-19	.526	0-0	.000	4-5	.800	5	15	20	4.0	7	3	5	2	3	24	4.8

Games played: 5  
Minutes/game: 16.8  
Points/game: 4.8  
FG Pct: 52.6  
FT Pct: 80.0

Rebounds/game: 4.0  
Assists/game: 0.6  
Turnovers/game: 1.0  
Assist/turnover ratio: 0.6  
Steals/game: 0.6  
Blocks/game: 0.4

## 2019-20 | FRESHMAN SEASON

- Led the team in rebounds with nine while scoring eight points vs. Boise State.
- Played 15 minutes off the bench and had four rebounds and two assists vs. Fresno State in first collegiate appearance.

## BEFORE OREGON

- Four star recruit with a scout grade of 86 according to ESPN.
- Ranked as the No. 58 recruit in ESPN's top 100 for the class of 2019.
- Listed as the nation's 14th best power forward by 247sports.com.
- Won three straight TSSAA AAA state championships with Memphis East High School before claiming his fourth-straight high school state title in 2018-19, helping Wooddale High School win its first state title.
- Scored 16 points and grabbed 11 rebounds to lead Wooddale to a victory in the 2019 Class AA state championship game.
- Led his high school team to a 33-4 record his senior season.

## YEAR-BY-YEAR CAREER STATISTICS

Season	GP-GS	Min./Avg.	FG-FGA	pct.	3FG-3FGA	pct.	FT-FTA	pct.	off	def	tot	avg.	pf	fo	asst	to	blk	stl	Points	Avg.
2019-20	5-0	84/16.8	10-19	.526	0-0	.000	4-5	.800	5	15	20	4.0	7	0	3	5	2	3	24	4.8
<b>TOTAL</b>	<b>5-0</b>	<b>84/16.8</b>	<b>10-19</b>	<b>.526</b>	<b>0-0</b>	<b>.000</b>	<b>4-5</b>	<b>.800</b>	<b>5</b>	<b>15</b>	<b>20</b>	<b>4.0</b>	<b>7</b>	<b>0</b>	<b>3</b>	<b>5</b>	<b>2</b>	<b>3</b>	<b>24</b>	<b>4.8</b>

## 2019-20 SEASON HIGHS

Points	8	Boise State (11-9-19)
		Memphis (11-12-19)
FG Made	4	Boise State (11-9-19)
FG Att.	6	Boise State (11-9-19)
3 PT Made		
3 PT Att.		
FT Made	4	Memphis (11-12-19)
FT Att.	5	Memphis (11-12-19)
Rebounds	9	Boise State (11-9-19)
Assists	2	Fresno State (11-5-19)
Steals	2	Boise State (11-9-19)
Blocks	2	UT Arlington (11-17-19)
Minutes	24	Boise State (11-9-19)

## CAREER HIGHS

Points	8	Boise State (11-9-19)
		Memphis (11-12-19)
FG Made	4	Boise State (11-9-19)
FG Att.	6	Boise State (11-9-19)
3 PT Made		
3 PT Att.		
FT Made	4	Memphis (11-12-19)
FT Att.	5	Memphis (11-12-19)
Rebounds	9	Boise State (11-9-19)
Assists	2	Fresno State (11-5-19)
Steals	2	Boise State (11-9-19)
Blocks	2	UT Arlington (11-17-19)
Minutes	24	Boise State (11-9-19)

## MISCELLANEOUS STATS

CATEGORY	2019-20	CAREER
Double-digit scoring		
20+ point games		
Double-digit rebounding		
Double-doubles		
Led UO in scoring		
Led UO in rebounding	1	1
Led UO in assists		
Led UO in steals		
Led UO in blocks	1	1
5+ assist games		
3+ steal games		
3+ block games		



# #32 ANTHONY MATHIS

RS-SENIOR | GUARD | 6-4 | 190 | WEST LINN, ORE.

WEST LINN, ORE. / WEST LINN HS / NEW MEXICO | PREVENTION SCIENCE

## 2019-20 Oregon Ducks Oregon Individual Game-by-Game (as of Nov 23, 2019) All games

### #32 Anthony Mathis

Opponent	Date	gs	min	Total		3-Pointers		Free throws		Rebounds				pf	a	t/o	blk	stl	pts	avg	
				fg-fga	pct	3fg-fga	pct	ft-fa	pct	off	def	tot	avg								
FRESNO ST.	11/05/19	*	25	4-6	.667	0-2	.000	1-1	1.000	0	2	2	2.0	1	0	1	0	0	9	9.0	
BOISE ST.	11/09/19	*	26	10-12	.833	9-11	.818	1-2	.500	0	2	2	2.0	3	1	0	0	0	30	19.5	
vs Memphis	11/12/19	*	27	4-6	.667	4-5	.800	0-0	.000	1	2	3	2.3	4	0	0	0	1	12	17.0	
UT ARLINGTON	11/17/19	*	26	2-8	.250	2-4	.500	0-0	.000	0	3	3	2.5	0	2	1	1	1	6	14.3	
HOUSTON	11/22/19	*	25	6-11	.545	5-9	.556	1-1	1.000	0	0	0	2.0	2	1	0	0	1	18	15.0	
Totals			5	129	26-43	.605	20-31	.645	3-4	.750	1	9	10	2.0	10	4	2	1	3	75	15.0

Games played: 5  
Minutes/game: 25.8  
Points/game: 15.0  
FG Pct: 60.5  
3FG Pct: 64.5  
FT Pct: 75.0

Rebounds/game: 2.0  
Assists/game: 0.8  
Turnovers/game: 0.4  
Assist/turnover ratio: 2.0  
Steals/game: 0.6  
Blocks/game: 0.2

## 2019-20 | SENIOR SEASON

- Fifth nationally in three-point percentage as of Nov. 24.
- Leads the Pac-12 in three-point field goal percentage (.645) and three pointers made, and is fourth in field goal percentage (.605).
- Has 20 made threes in the last four games.
- Hit a Matthew Knight Arena record nine three-pointers, finishing with a career-high 30 points vs. Boise State.
- Became the first Oregon player since Tajuan Porter in 2006 to make nine threes.
- His nine made threes against Boise State are the second-most in a game in Division I this year.
- His 30 points are the second-most by a Pac-12 player this season.

## BEFORE OREGON

- Graduate transfer from New Mexico.
- As a redshirt junior in 2018-19, appeared in all 32 games for the Lobos, making 21 starts.
- Averaged a team-high 14.4 points per game while shooting 41.6 percent from three-point range.
- Broke the UNM single-season three point record with 106 made three-pointers.
- Named to the All-Mountain West Third Team.
- Recorded 24 double-digit scoring games, including seven games where he scored more than 20 points.
- As a sophomore (2017-18), appeared in all 34 games while starting 11.
- Averaged 12.7 points and 2.1 rebounds per game.
- Shot an impressive 49.4 percent from the field and 85.9 percent from the charity strip.
- Broke the UNM record for most three-point field goals in a conference season with 66.
- High School teammates with Payton Pritchard at West Linn High School.
- Won three-straight 6A Oregon State Championships with the Lions
- Earned 6A Second Team All-State honors as a senior and First Team
- All-State honors as a junior.

## YEAR-BY-YEAR CAREER STATISTICS (2015-19 - New Mexico; 2019-20 - Oregon)

Season	GP-GS	Min./Avg.	FG-FGA	pct.	3FG-3FGA	pct.	FT-FTA	pct.	off	def	tot	avg.	pf	fo	asst	to	blk	stl	Points	Avg.
2015-16	25-0	164/6.6	17-44	.386	12-34	.353	11-12	.917	2	11	13	0.5	25	0	9	12	0	7	57	2.3
2016-17	10-0	64/6.4	10-25	.400	6-19	.316	3-3	1.000	1	9	10	1.0	4	0	8	2	0	2	29	2.9
2017-18	34-11	760/22.4	134-271	.494	98-207	.473	67-78	.859	14	58	72	2.1	87	5	34	27	4	19	433	12.7
2018-19	32-21	986/30.8	134-326	.411	106-255	.416	87-98	.888	14	57	71	2.2	80	3	66	61	5	34	461	14.4
2019-20	5-5	129/25.8	26-43	.605	20-31	.645	3-4	.750	1	9	10	2.0	10	0	4	2	1	3	75	15.0
<b>TOTAL</b>	<b>106-37</b>	<b>2103/19.8</b>	<b>321-709</b>	<b>.453</b>	<b>242-546</b>	<b>.443</b>	<b>171-195</b>	<b>.877</b>	<b>32</b>	<b>144</b>	<b>176</b>	<b>1.7</b>	<b>206</b>	<b>8</b>	<b>121</b>	<b>104</b>	<b>10</b>	<b>65</b>	<b>1055</b>	<b>10.0</b>

### 2019-20 SEASON HIGHS


Points	30	Boise State (11-9-19)
FG Made	10	Boise State (11-9-19)
FG Att.	12	Boise State (11-9-19)
3 PT Made	9	Boise State (11-9-19)
3 PT Att.	11	Boise State (11-9-19)
FT Made	1	3 times
FT Att.	2	Boise State (11-9-19)
Rebounds	3	Memphis (11-12-19)
		UT Arlington (11-17-19)
Assists	2	UT Arlington (11-17-19)
Steals	1	3 times
Blocks	1	UT Arlington (11-17-19)
Minutes	27	Memphis (11-12-19)

### CAREER HIGHS

Points	30	Boise State (11-9-19)
FG Made	10	Boise State (11-9-19)
FG Att.	19	Nevada (1-5-19)
3 PT Made	9	Boise State (11-9-19)
3 PT Att.	15	Central Arkansas (12-16-18)
FT Made	11	North Texas (12-18-18)
FT Att.	11	North Texas (12-18-18)
Rebounds	8	Wyoming (1-19-19)
Assists	5	5 times
Steals	5	vs. Utah State (3-14-19)
Blocks	1	10 times
Minutes	39	vs. Wyoming (3-13-19)

### MISCELLANEOUS STATS

CATEGORY	2019-20	CAREER
Double-digit scoring	27	55
20+ point games	8	12
Double-digit rebounding		
Double-doubles		
Led UO in scoring	2	2
Led UO in rebounding		
Led UO in assists		
Led UO in steals	1	1
Led UO in blocks		
5+ assist games	3	5
3+ steal games	1	3
3+ block games		



# #33 FRANCIS OKORO

SOPHOMORE | FORWARD | 6-9 | 235 | IMO, NIGERIA

NORMAL WEST HS (ILL.) | COMPUTER SCIENCE

**2019-20 Oregon Ducks**  
**Oregon Individual Game-by-Game (as of Nov 23, 2019)**  
**All games**

## #33 Francis Okoro

Opponent	Date	gs	min	Total		3-Pointers		Free throws		Rebounds				pf	a	t/o	blk	stl	pts	avg
				fg-fga	pct	3fg-fga	pct	ft-fa	pct	off	def	tot	avg							
FRESNO ST.	11/05/19	*	28	4-8	.500	0-0	.000	2-3	.667	6	4	10	10.0	3	0	0	0	1	10	10.0
vs Memphis	11/12/19	*	25	3-6	.500	0-0	.000	1-4	.250	3	6	9	9.5	3	0	0	1	1	7	8.5
UT ARLINGTON	11/17/19	*	21	1-2	.500	0-0	.000	1-2	.500	2	4	6	8.3	3	1	0	1	0	3	6.7
HOUSTON	11/22/19	*	26	4-4	1.000	0-0	.000	4-6	.667	1	3	4	7.3	2	1	1	1	0	12	8.0
Totals			4	100	12-20	.600	0-0	.000	8-15	.533	12	17	29	7.3	11	2	1	3	32	8.0

Games played: 4  
Minutes/game: 25.0  
Points/game: 8.0  
FG Pct: 60.0  
FT Pct: 53.3

Rebounds/game: 7.3  
Assists/game: 0.5  
Turnovers/game: 0.3  
Assist/turnover ratio: 2.0  
Steals/game: 0.5  
Blocks/game: 0.8

## 2019-20 | SOPHOMORE SEASON

- Tied for fifth in the conference in rebounding, averaging 8.3 per game, grabbing at least six in each of his first three games.
- Set career-high with 12 points, going 4-for-4 from the field vs. Houston while grabbing four rebounds.
- Recorded first career double-double, matching career-highs with 10 points and 10 rebounds in the season opener vs. Fresno State.
- Has two double-digit scoring performances through four games played this year after having just two his entire freshman year.

## 2018-19 | FRESHMAN SEASON

- Returned to the starting lineup 2/23 at UCLA and the team went on a 10-game winning streak starting with the next game.
- Tied the Pac-12 Tournament record with a career-high six blocked shots vs. Utah.
- Just missed his first career double-double with 9 points and 10 rebounds 3/9 at Washington.
- Matched career-high with 10 points and 7 rebs 3/1 vs. Arizona.
- Earned a season-high 10 rebounds 2/28 vs. Arizona State.
- 4 points and 3 blocked shots 2/23 at UCLA.
- Had 5 points and 3 rebounds vs. Stanford.
- Led UO with 6 rebounds and tallied 8 points vs. Washington.
- Acquired a season-high 6 rebounds and 1 block vs. USC.
- Posted 5 rebounds vs. Oregon State.
- Made first start at Boise State and grabbed 6 rebounds.
- Solid effort vs. Florida A&M with 7 points and 6 rebounds.
- Tallied 5 points and 1 block vs. Boise State.
- Scored 4 points and registered 5 rebounds vs. Eastern Washington.
- Netted 10 points and posted 6 rebounds against Portland State in his regular season debut.
- Double-double of 16 points and 10 rebounds in just 15 minutes in exhibition vs. WOU.

## YEAR-BY-YEAR CAREER STATISTICS

Season	GP-GS	Min./Avg.	FG-FGA	pct.	3FG-3FGA	pct.	FT-FTA	pct.	off	def	tot	avg.	pf	fo	asst	to	blk	stl	Points	Avg.
2018-19	37-22	502/13.6	45-96	.469	0-0	.000	23-49	.469	49	70	119	3.2	65	1	6	26	20	7	113	3.1
2019-20	4-4	100/25.0	12-20	.600	0-0	.000	8-15	.533	12	17	29	7.3	11	0	2	1	3	2	32	8.0
<b>TOTAL</b>	<b>41-26</b>	<b>602/14.7</b>	<b>57-116</b>	<b>.491</b>	<b>0-0</b>	<b>.000</b>	<b>31-64</b>	<b>.484</b>	<b>61</b>	<b>87</b>	<b>148</b>	<b>3.6</b>	<b>76</b>	<b>1</b>	<b>8</b>	<b>27</b>	<b>23</b>	<b>9</b>	<b>145</b>	<b>3.5</b>

## 2019-20 SEASON HIGHS

Points	12	Houston (11-22-19)
FG Made	4	Fresno State (11-5-19)
FG Att.	8	Fresno State (11-5-19)
3 PT Made		
3 PT Att.		
FT Made	4	Houston (11-22-19)
FT Att.	6	Houston (11-22-19)
Rebounds	10	Fresno State (11-5-19)
Assists	1	UT Arlington (11-17-19)
		Houston (11-22-19)
Steals	1	Fresno State (11-5-19)
		Memphis (11-12-19)
Blocks	1	3 times
Minutes	28	Fresno State (11-5-19)


## CAREER HIGHS

Points	12	Houston (11-22-19)
FG Made	5	Arizona (3-2-19)
FG Att.	9	Arizona (3-2-19)
3 PT Made	0	
3 PT Att.	0	
FT Made	4	Portland State (11-6-18)
		Houston (11-22-19)
FT Att.	6	Arizona State (2-28-19)
		Houston (11-22-19)
Rebounds	10	Arizona State (2-28-19)
		at Washington (3-9-19)
		Fresno State (11-5-19)
Assists	1	7 times
Steals	2	vs. Utah (3-14-19)
Blocks	6	vs. Utah (3-14-19)
Minutes	28	Fresno State (11-5-19)

## MISCELLANEOUS STATS

CATEGORY	2019-20	CAREER
Double-digit scoring	2	4
20+ point games		
Double-digit rebounding	1	3
Double-doubles	1	1
Led UO in scoring		
Led UO in rebounding	1	7
Led UO in assists		
Led UO in steals		1
Led UO in blocks	2	9
5+ assist games		
3+ steal games		
3+ block games		2





# #25 LUKE OSBORN

RS-JUNIOR | GUARD | 6-6 | 215 | CLACKAMAS, ORE.

TUALATIN HS | ACCOUNTING

## 2018-19 | RS-SOPHOMORE SEASON

- Saw action in seven games.
- Collected his first two career rebounds 2/28 vs. ASU.
- Made his collegiate debut vs. Eastern Washington.

## YEAR-BY-YEAR CAREER STATISTICS

Season	GP-GS	Min./Avg.	FG-FGA	pct.	3FG-3FGA	pct.	FT-FTA	pct.	off	def	tot	avg.	pf	fo	asst	to	blk	stl	Points	Avg.
2018-19	7-0	9/1.3	0-1	.000	0-1	.000	0-0	.000	0	2	2	0.3	0	0	0	0	0	0	0	0.0
2019-20																				
<b>TOTAL</b>	<b>7-0</b>	<b>9/1.3</b>	<b>0-1</b>	<b>.000</b>	<b>0-1</b>	<b>.000</b>	<b>0-0</b>	<b>.000</b>	<b>0</b>	<b>2</b>	<b>2</b>	<b>0.3</b>	<b>0</b>	<b>0</b>	<b>0</b>	<b>0</b>	<b>0</b>	<b>0</b>	<b>0</b>	<b>0.0</b>

## 2019-20 SEASON HIGHS


Points	
FG Made	
FG Att.	
3 PT Made	
3 PT Att.	
FT Made	
FT Att.	
Rebounds	
Assists	
Steals	
Blocks	
Minutes	

## CAREER HIGHS

Points	
FG Made	
FG Att.	1 Arizona State (2-28-19)
3 PT Made	
3 PT Att.	1 Arizona State (2-28-19)
FT Made	
FT Att.	
Rebounds	2 Arizona State (2-28-19)
Assists	
Steals	
Blocks	
Minutes	3 vs. Washington State (3-14-19)

## MISCELLANEOUS STATS

CATEGORY	2019-20	CAREER
Double-digit scoring		
20+ point games		
Double-digit rebounding		
Double-doubles		
Led UO in scoring		
Led UO in rebounding		
Led UO in assists		
Led UO in steals		
Led UO in blocks		
5+ assist games		
3+ steal games		
3+ block games		



# #22 ADDISON PATTERSON

FRESHMAN | GUARD | 6-6 | 195 | MILTON, ONTARIO

BELLA VISTA COLLEGE PREP | UNDECLARED

## 2019-20 Oregon Ducks Oregon Individual Game-by-Game (as of Nov 23, 2019) All games

### #22 Addison Patterson

Opponent	Date	gs	min	Total		3-Pointers		Free throws		Rebounds				pf	a	t/o	blk	stl	pts	avg
				fg-fga	pct	3fg-fga	pct	ft-fa	pct	off	def	tot	avg							
FRESNO ST.	11/05/19	8		0-1	.000	0-0	.000	0-0	.000	0	0	0	0.0	1	0	1	0	0	0	0.0
BOISE ST.	11/09/19	18		7-7	1.000	0-0	.000	3-4	.750	0	4	4	2.0	5	0	2	1	0	17	8.5
vs Memphis	11/12/19	17		2-5	.400	0-0	.000	3-6	.500	1	1	2	2.0	3	1	3	0	2	7	8.0
UT ARLINGTON	11/17/19	18		3-5	.600	2-4	.500	1-2	.500	0	3	3	2.3	1	0	1	0	1	9	8.3
HOUSTON	11/22/19	5		0-1	.000	0-0	.000	1-2	.500	0	1	1	2.0	0	0	1	0	0	1	6.8
Totals		0	66	12-19	.632	2-4	.500	8-14	.571	1	9	10	2.0	10	1	8	1	3	34	6.8

Games played: 5  
Minutes/game: 13.2  
Points/game: 6.8  
FG Pct: 63.2  
3FG Pct: 50.0  
FT Pct: 57.1

Rebounds/game: 2.0  
Assists/game: 0.2  
Turnovers/game: 1.6  
Assist/turnover ratio: 0.1  
Steals/game: 0.6  
Blocks/game: 0.2

## 2019-20 | FRESHMAN SEASON

- Leads the team in field goal percentage at .632 (12-for-19).
- Went a perfect 7-for-7 from the field with 17 points and four rebounds vs. Boise State.
- First Oregon player since 2017 to go perfect from the field on seven or more field goal attempts.

## BEFORE OREGON

- Reclassified from the class of 2020 to the class of 2019.
- Four-star recruit with a scout grade of 89 according to ESPN.com.
- Ranked 26th in ESPN's top 60 for the class of 2020.
- Ranked 35th nationally in 2020 by 247Sports.com.
- Ranked 46th nationally in the 2020 class by Scout.com.
- Member of Canada's U17 National Team.

## YEAR-BY-YEAR CAREER STATISTICS

Season	GP-GS	Min./Avg.	FG-FGA	pct.	3FG-3FGA	pct.	FT-FTA	pct.	off	def	tot	avg.	pf	fo	asst	to	blk	stl	Points	Avg.
2019-20	5-0	66/13.2	12-19	.632	2-4	.500	8-14	.571	1	9	10	2.0	10	1	1	8	1	3	34	6.8
<b>TOTAL</b>	<b>5-0</b>	<b>66/13.2</b>	<b>12-19</b>	<b>.632</b>	<b>2-4</b>	<b>.500</b>	<b>8-14</b>	<b>.571</b>	<b>1</b>	<b>9</b>	<b>10</b>	<b>2.0</b>	<b>10</b>	<b>1</b>	<b>1</b>	<b>8</b>	<b>1</b>	<b>3</b>	<b>34</b>	<b>6.8</b>

## 2019-20 SEASON HIGHS

Points	17	Boise State (11-9-19)
FG Made	7	Boise State (11-9-19)
FG Att.	7	Boise State (11-9-19)
3 PT Made	2	UT Arlington (11-17-19)
3 PT Att.	4	UT Arlington (11-17-19)
FT Made	3	Boise State (11-9-19)
		Memphis (11-12-19)
FT Att.	6	Memphis (11-12-19)
Rebounds	4	Boise State (11-9-19)
Assists		
Steals	2	Memphis (11-12-19)
Blocks	1	Boise State (11-9-19)
Minutes	18	Boise State (11-9-19)
		UT Arlington (11-17-19)

## CAREER HIGHS

Points	17	Boise State (11-9-19)
FG Made	7	Boise State (11-9-19)
FG Att.	7	Boise State (11-9-19)
3 PT Made	2	UT Arlington (11-17-19)
3 PT Att.	4	UT Arlington (11-17-19)
FT Made	3	Boise State (11-9-19)
		Memphis (11-12-19)
FT Att.	6	Memphis (11-12-19)
Rebounds	4	Boise State (11-9-19)
Assists		
Steals	2	Memphis (11-12-19)
Blocks	1	Boise State (11-9-19)
Minutes	18	Boise State (11-9-19)
		UT Arlington (11-17-19)

## MISCELLANEOUS STATS

CATEGORY	2019-20	CAREER
Double-digit scoring	1	1
20+ point games		
Double-digit rebounding		
Double-doubles		
Led UO in scoring		
Led UO in rebounding		
Led UO in assists		
Led UO in steals	2	2
Led UO in blocks		
5+ assist games		
3+ steal games		
3+ block games		



# #3 PAYTON PRITCHARD

SENIOR | GUARD | 6-2 | 195 | WEST LINN, ORE.

WEST LINN HS | GENERAL SOCIAL SCIENCE

## 2019-20 Oregon Ducks Oregon Individual Game-by-Game (as of Nov 23, 2019) All games

### #03 Payton Pritchard

				Total		3-Pointers		Free throws		Rebounds											
Opponent	Date	gs	min	fg-fga	pct	3fg-fga	pct	ft-fa	pct	off	def	tot	avg	pf	a	t/o	blk	stl	pts	avg	
FRESNO ST.	11/05/19	*	35	8-13	.615	0-3	.000	8-12	.667	1	6	7	7.0	1	7	3	0	2	24	24.0	
BOISE ST.	11/09/19	*	34	7-12	.583	2-3	.667	3-4	.750	1	5	6	6.5	1	7	1	0	3	19	21.5	
vs Memphis	11/12/19	*	33	4-11	.364	2-8	.250	4-6	.667	0	4	4	5.7	3	6	6	0	0	14	19.0	
UT ARLINGTON	11/17/19	*	32	10-16	.625	2-6	.333	2-2	1.000	0	8	8	6.3	2	3	3	0	0	24	20.3	
HOUSTON	11/22/19	*	37	5-11	.455	2-5	.400	4-5	.800	0	2	2	5.4	2	5	2	0	2	16	19.4	
Totals			5	171	34-63	.540	8-25	.320	21-29	.724	2	25	27	5.4	9	28	15	0	7	97	19.4

Games played: 5  
Minutes/game: 34.2  
Points/game: 19.4  
FG Pct: 54.0  
3FG Pct: 32.0  
FT Pct: 72.4

Rebounds/game: 5.4  
Assists/game: 5.6  
Turnovers/game: 3.0  
Assist/turnover ratio: 1.9  
Steals/game: 1.4

### CAREER

- Ranks 2nd in UO career steals with 171. Trails only UO career leader Kenya Wilkins (213/1993-97).
- Ranks 3rd in UO career assists with 515. Next up is Ron Lee (572/1972-76).
- Became the 37th 1,000-point scorer in UO history last season.
- Ranks 16th in UO career scoring with 1,400 points. Bryce Taylor is 15th (1,435/2004-08).
- Ranks 5th in UO career three-pointers with 208. Next up is Terik Brown (4th/223).
- Joins UO Hall of Famer Ron Lee as the only players in program history with 1,000 career points, 500 career assists and 400 career rebounds.
- Has made 114 consecutive starts.
- Is on pace to become Oregon's career leader in assists, steals, win and games played.

### 2019-20 | SENIOR SEASON

- Only player in the Pac-12 in the top five in both scoring (4th) and assists (3rd).
- Opened the season by scoring 24 points while grabbing seven boards and recording seven assists vs. Fresno State
- First Oregon player since Joe Young in 2015 to score 20 points and have seven rebounds and assists in a game
- His 24 points were the most in a season opener since 2014 when Joe Young scored 32.
- Stuffed the stat sheet for the second straight game with 19 points, seven assists and six rebounds vs. Boise State.
- Matched a season-high with 24 points vs. UT Arlington, making a career-high 10 field goals, while grabbing eight boards.

### 2018-19 | JUNIOR SEASON

- Pac-12 Tournament Most Outstanding Player.
- Led the nation in total minutes played (1,349).
- His 68 steals rank third on the UO single-season list.
- His 175 assists are fourth on the UO single-season list.
- 2nd in the Pac-12 Conference with 1.8 steals per game.
- Ranks 3rd in the Pac-12 in free throw percentage at 83.8%.
- Stands 4th in the Pac-12 Conference with 4.6 assists per game.
- 3rd in the Pac-12 Conference in minutes played (35.5 per game).
- Scored 11 points with 7 rebounds in the Sweet 16 against Virginia.
- Had 18 points and 7 assists in the NCAA Round Two win against UCI.
- Led Oregon with 19 points and 8 assists in the NCAA Tournament versus Wisconsin.
- Brilliant Pac-12 Tournament where he led the Ducks to the title. Scored 20 points with five assists against Utah in the quarterfinals; Had 18 points and eight assists in the semifinals vs. Arizona State; capped his run with 20 points and seven assists vs. Washington.
- Recorded his second career double-double with 20 points and a career-high 10 rebounds against California.

### YEAR-BY-YEAR CAREER STATISTICS

Season	GP-GS	Min./Avg.	FG-FGA	pct.	3FG-3FGA	pct.	FT-FTA	pct.	off	def	tot	avg.	pf	fo	asst	to	blk	stl	Points	Avg.
2016-17	39-35	1105/28.3	96-244	.393	50-143	.350	46-63	.730	23	108	131	3.4	88	0	141	56	3	45	288	7.4
2017-18	36-36	1265/35.1	178-398	.447	85-206	.413	82-106	.774	18	120	138	3.8	88	1	171	76	0	51	523	14.5
2018-19	38-38	1349/35.5	167-400	.418	65-198	.328	93-111	.838	33	114	147	3.9	83	1	175	75	3	68	492	12.9
2019-20	5-5	171/34.2	34-63	.540	8-25	.320	21-29	.724	2	25	27	5.4	9	0	28	15	0	7	97	19.4
<b>TOTAL</b>	<b>118-114</b>	<b>3890/33.0</b>	<b>475-1105</b>	<b>.430</b>	<b>208-572</b>	<b>.364</b>	<b>242-309</b>	<b>.783</b>	<b>76</b>	<b>367</b>	<b>443</b>	<b>3.8</b>	<b>268</b>	<b>2</b>	<b>515</b>	<b>222</b>	<b>6</b>	<b>171</b>	<b>1400</b>	<b>11.9</b>

### 2019-20 SEASON HIGHS

Points	24	Fresno State (11-5-19)
		UT Arlington (11-17-19)
FG Made	10	UT Arlington (11-17-19)
FG Att.	16	UT Arlington (11-17-19)
3 PT Made	2	4 times
3 PT Att.	8	Memphis (11-12-19)
FT Made	8	Fresno State (11-5-19)
FT Att.	12	Fresno State (11-5-19)
Rebounds	8	UT Arlington (11-17-19)
Assists	7	Fresno State (11-5-19)
		Boise State (11-9-19)
Steals	3	Boise State (11-9-19)
Blocks		
Minutes	37	Houston (11-22-19)

### CAREER HIGHS

Points	29	vs. DePaul (11-24-17)
FG Made	10	UT Arlington (11-17-19)
FG Att.	18	vs. Wisconsin (3-22-19)
		vs. UC Irvine (3-24-19)
3 PT Made	7	vs. DePaul (11-24-17)
3 PT Att.	13	vs. DePaul (11-24-17)
FT Made	9	vs. Portland State (11-6-18)
FT Att.	11	vs. Rider (3-13-18)
Rebounds	10	California (2-6-19)
Assists	13	Savannah State (12-3-16)
Steals	6	Washington State (1-27-19)
Blocks	2	Army (11-11-16)
Minutes	42	3 times

### MISCELLANEOUS STATS

CATEGORY	2019-20	CAREER
Double-digit scoring	5	67
20+ point games	2	15
Double-digit rebounding		1
Double-doubles		2
Led UO in scoring	2	31
Led UO in rebounding	1	11
Led UO in assists	4	67
Led UO in steals	2	45
Led UO in blocks		
5+ assist games	4	47
3+ steal games	1	24
3+ block games		



# #0 WILL RICHARDSON

SOPHOMORE | GUARD | 6-5 | 180 | HINESVILLE, GA.

OAK HILL ACADEMY | UNDECLARED

## 2019-20 Oregon Ducks Oregon Individual Game-by-Game (as of Nov 23, 2019) All games

### #00 Will Richardson

Opponent	Date	gs	min	Total		3-Pointers		Free throws		Rebounds				pf	a	t/o	blk	stl	pts	avg
				fg-fga	pct	3fg-fga	pct	ft-fa	pct	off	def	tot	avg							
FRESNO ST.	11/05/19	20	1-6	.167	0-1	.000	5-6	.833	2	3	5	5.0	1	1	3	1	1	7	7.0	
BOISE ST.	11/09/19	28	3-6	.500	1-1	1.000	0-0	.000	0	1	1	3.0	2	3	2	0	2	7	7.0	
vs Memphis	11/12/19	31	3-8	.375	2-4	.500	2-2	1.000	1	1	2	2.7	2	6	2	0	0	10	8.0	
UT ARLINGTON	11/17/19	22	4-5	.800	1-1	1.000	0-0	.000	1	4	5	3.3	4	2	2	0	1	9	8.3	
HOUSTON	11/22/19	23	3-5	.600	1-1	1.000	4-5	.800	2	3	5	3.6	2	2	0	0	1	11	8.8	
Totals		0	124	14-30	.467	5-8	.625	11-13	.846	6	12	18	3.6	11	14	9	1	5	44	8.8

Games played: 5  
Minutes/game: 24.8  
Points/game: 8.8  
FG Pct: 46.7  
3FG Pct: 62.5  
FT Pct: 84.6

Rebounds/game: 3.6  
Assists/game: 2.8  
Turnovers/game: 1.8  
Assist/turnover ratio: 1.6  
Steals/game: 1.0  
Blocks/game: 0.2

### 2019-20 | SOPHOMORE SEASON

- Has at least seven points in each of the first five games, averaging 8.8 PPG off the bench.
- Put up a season-high 11 points while grabbing five boards vs. Houston.
- Scored 10 points off the bench while recording six assists and hitting a key three-pointer to put Oregon up seven late in the game vs. Memphis.
- Finished with seven points and five rebounds vs. Fresno State, going 5-for-6 at the line.

### 2018-19 | FRESHMAN SEASON

- Scored 7 points with 5 rebounds in the NCAA win against Wisconsin.
- Contributed 10 points and five assists in the Pac-12 Tournament opening round win against Washington State.
- Scored 11 points off the bench 3/6 at Washington State.
- Netted 12 points vs. Arizona on 3/1.
- Had 5 assists 2/23 at UCLA.
- Led UO with 4 assists vs. Stanford.
- Dished out a season-best 9 assists against California.
- Registered season-highs with 19 points and 3 blocks vs. Utah.
- Had 6 assists vs. Washington State.
- Collected 4 assists and 3 steals vs. Washington.
- Scored 11 points vs. USC.
- 11 points with 6 assists vs. UCLA.
- Had 10 points and a season-best 4 steals at Baylor.

### YEAR-BY-YEAR CAREER STATISTICS

Season	GP-GS	Min./Avg.	FG-FGA	pct.	3FG-3FGA	pct.	FT-FTA	pct.	off	def	tot	avg.	pf	fo	asst	to	blk	stl	Points	Avg.
2018-19	38-12	922/24.3	80-171	.468	15-54	.278	54-80	.675	24	66	90	2.4	69	1	95	64	7	43	229	6.0
2019-20	5-0	124/24.8	14-30	.467	5-8	.625	11-13	.846	6	12	18	3.6	11	0	14	9	1	5	44	8.8
<b>TOTAL</b>	<b>43-12</b>	<b>1046/24.4</b>	<b>94-201</b>	<b>.468</b>	<b>20-62</b>	<b>.323</b>	<b>65-93</b>	<b>.699</b>	<b>30</b>	<b>78</b>	<b>108</b>	<b>2.5</b>	<b>80</b>	<b>1</b>	<b>109</b>	<b>73</b>	<b>8</b>	<b>48</b>	<b>273</b>	<b>6.3</b>

### 2019-20 SEASON HIGHS

Points	11	Houston (11-22-19)
FG Made	4	UT Arlington (11-17-19)
FG Att.	8	Memphis (11-12-19)
3 PT Made	2	Memphis (11-12-19)
3 PT Att.	4	Memphis (11-12-19)
FT Made	5	Fresno State (11-5-19)
FT Att.	6	Fresno State (11-5-19)
Rebounds	5	3 times
Assists	6	Memphis (11-12-19)
Steals	2	Boise State (11-9-19)
Blocks	1	Fresno State (11-5-19)
Minutes	31	Memphis (11-12-19)

### CAREER HIGHS

Points	19	at Utah (1-31-19)
FG Made	8	at Utah (1-31-19)
FG Att.	12	at Utah (1-31-19)
3 PT Made	2	at Houston (12-1-18)
		Memphis (11-12-19)
3 PT Att.	4	3 times
FT Made	8	Green Bay (11-20-18)
FT Att.	10	Green Bay (11-20-18)
Rebounds	8	Texas Southern (11-26-18)
Assists	9	California (2-6-19)
Steals	4	at Baylor (12-21-18)
Blocks	3	at Utah (1-31-19)
Minutes	35	UCLA (1-10-19)

### MISCELLANEOUS STATS

CATEGORY	2019-20	CAREER
Double-digit scoring	2	12
20+ point games		
Double-digit rebounding		
Double-doubles		
Led UO in scoring		1
Led UO in rebounding		2
Led UO in assists	1	8
Led UO in steals	1	6
Led UO in blocks	1	3
5+ assist games	1	7
3+ steal games		4
3+ block games		1





# #14 C.J. WALKER

FRESHMAN | FORWARD | 6-8 | 195 | SANFORD, FLA.

OAK RIDGE HS | UNDECLARED

## 2019-20 Oregon Ducks Oregon Individual Game-by-Game (as of Nov 23, 2019) All games

### #14 C.J. Walker

Opponent	Date	gs	min	Total		3-Pointers		Free throws		Rebounds				pf	a	t/o	blk	stl	pts	avg
				fg-fga	pct	3fg-fga	pct	ft-fa	pct	off	def	tot	avg							
FRESNO ST.	11/05/19		11	0-1	.000	0-1	.000	0-0	.000	0	2	2	2.0	1	0	2	0	0	0	0.0
BOISE ST.	11/09/19	*	11	1-2	.500	0-0	.000	0-1	.000	0	2	2	2.0	5	0	0	0	0	2	1.0
vs Memphis	11/12/19		5	0-1	.000	0-0	.000	0-0	.000	0	0	0	1.3	3	0	1	0	1	0	0.7
UT ARLINGTON	11/17/19		21	0-2	.000	0-1	.000	0-0	.000	0	8	8	3.0	0	0	0	1	0	0	0.5
HOUSTON	11/22/19		16	0-0	.000	0-0	.000	2-2	1.000	0	3	3	3.0	3	0	1	0	0	2	0.8
Totals		1	64	1-6	.167	0-2	.000	2-3	.667	0	15	15	3.0	12	0	4	1	1	4	0.8

Games played: 5  
Minutes/game: 12.8  
Points/game: 0.8  
FG Pct: 16.7  
3FG Pct: 0.0  
FT Pct: 66.7

Rebounds/game: 3.0  
Turnovers/game: 0.8  
Steals/game: 0.2  
Blocks/game: 0.2

## 2019-20 | FRESHMAN SEASON

- Season-highs in rebounds with eight and minutes with 21 vs. UT Arlington.
- Made first career start Nov. 9 versus Boise State.
- Played 11 minutes off the bench in collegiate debut, grabbing two rebounds vs. Fresno State.

## BEFORE OREGON

- Five-star recruit with a scout grade of 92 according to espn.com.
- Ranked 19th in ESPN's top 100 for the 2019 recruiting class.
- Rivals also lists Walker as a five-star and 24th nationally.
- The No. 30 player overall according to 247Sports.
- Named the 2018-19 Orlando Sentinel boys basketball Player of the Year.
- Selected to play in the Jordan Brand Classic Game.
- Was the Florida Dairy Farmers Mr. Basketball runner-up.
- Named Class 9A Player of the Year.
- Averaged 15.8 points, 13.8 rebounds and 3.8 blocked shots during his senior campaign (2018-19).
- Averaged 15.9 points, 9.9 rebounds and 2.5 blocks over 16 games during the 2018 Nike EYBL circuit.

## YEAR-BY-YEAR CAREER STATISTICS

Season	GP-GS	Min./Avg.	FG-FGA	pct.	3FG-3FGA	pct.	FT-FTA	pct.	off	def	tot	avg.	pf	fo	asst	to	blk	stl	Points	Avg.
2019-20	5-1	64/12.8	1-6	.167	0-2	.000	2-3	.667	0	15	15	3.0	12	1	0	4	1	1	4	0.8
<b>TOTAL</b>	<b>5-1</b>	<b>64/12.8</b>	<b>1-6</b>	<b>.167</b>	<b>0-2</b>	<b>.000</b>	<b>2-3</b>	<b>.667</b>	<b>0</b>	<b>15</b>	<b>15</b>	<b>3.0</b>	<b>12</b>	<b>1</b>	<b>0</b>	<b>4</b>	<b>1</b>	<b>1</b>	<b>4</b>	<b>0.8</b>

## 2019-20 SEASON HIGHS

Points	2	Boise State (11-9-19)
		Houston (11-22-19)
FG Made	1	Boise State (11-9-19)
FG Att.	3	Boise State (11-9-19)
3 PT Made		
3 PT Att.	1	Fresno State (11-5-19)
		UT Arlington (11-17-19)
FT Made	2	Houston (11-22-19)
FT Att.	3	Houston (11-22-19)
Rebounds	8	UT Arlington (11-17-19)
Assists		
Steals	1	Memphis (11-12-19)
Blocks	1	UT Arlington (11-17-19)
Minutes	21	UT Arlington (11-17-19)

## CAREER HIGHS

Points	2	Boise State (11-9-19)
		Houston (11-22-19)
FG Made	1	Boise State (11-9-19)
FG Att.	3	Boise State (11-9-19)
3 PT Made		
3 PT Att.	1	Fresno State (11-5-19)
		UT Arlington (11-17-19)
FT Made	2	Houston (11-22-19)
FT Att.	3	Houston (11-22-19)
Rebounds	8	UT Arlington (11-17-19)
Assists		
Steals	1	Memphis (11-12-19)
Blocks	1	UT Arlington (11-17-19)
Minutes	21	UT Arlington (11-17-19)

## MISCELLANEOUS STATS

CATEGORY	2019-20	CAREER
Double-digit scoring		
20+ point games		
Double-digit rebounding		
Double-doubles		
Led UO in scoring		
Led UO in rebounding	1	1
Led UO in assists		
Led UO in steals		
Led UO in blocks		
5+ assist games		
3+ steal games		
3+ block games		



# #15 LÖK WUR

FRESHMAN | FORWARD | 6-8 | 200 | OMAHA, NEB.

PAPILLION LA VISTA SOUTH HS | UNDECLARED

## BEFORE OREGON

- Averaged 20.8 points, 10.0 rebounds, 2.5 blocks and 1.5 assists per game during his senior campaign at Papillion La Vista South.
- Shot 51 percent from the field and 75 percent from the charity stripe.
- Led the Titans to their first state tournament appearance in six years.
- Named Second Team All-State by USA Today.

## YEAR-BY-YEAR CAREER STATISTICS

Season	GP-GS	Min./Avg.	FG-FGA	pct.	3FG-3FGA	pct.	FT-FTA	pct.	off	def	tot	avg.	pf	fo	asst	to	blk	stl	Points	Avg.
2019-20																				
<b>TOTAL</b>																				

### 2019-20 SEASON HIGHS

Points \_\_\_\_\_  
 FG Made \_\_\_\_\_  
 FG Att. \_\_\_\_\_  
 3 PT Made \_\_\_\_\_  
 3 PT Att. \_\_\_\_\_  
 FT Made \_\_\_\_\_  
 FT Att. \_\_\_\_\_  
 Rebounds \_\_\_\_\_  
 Assists \_\_\_\_\_  
 Steals \_\_\_\_\_  
 Blocks \_\_\_\_\_  
 Minutes \_\_\_\_\_

### CAREER HIGHS

Points \_\_\_\_\_  
 FG Made \_\_\_\_\_  
 FG Att. \_\_\_\_\_  
 3 PT Made \_\_\_\_\_  
 3 PT Att. \_\_\_\_\_  
 FT Made \_\_\_\_\_  
 FT Att. \_\_\_\_\_  
 Rebounds \_\_\_\_\_  
 Assists \_\_\_\_\_  
 Steals \_\_\_\_\_  
 Blocks \_\_\_\_\_  
 Minutes \_\_\_\_\_

### MISCELLANEOUS STATS

CATEGORY	2019-20	CAREER
Double-digit scoring		
20+ point games		
Double-digit rebounding		
Double-doubles		
Led UO in scoring		
Led UO in rebounding		
Led UO in assists		
Led UO in steals		
Led UO in blocks		
5+ assist games		
3+ steal games		
3+ block games		



**DANA ALTMAN**

## EXPERIENCE

Oregon Experience	10th Season
Oregon Record (30th year)	240-96
Career Record (34th year)	773-363
NCAA Division I Record	650-339
Alma Mater	Eastern New Mexico (1980)
	Western State (1981)

## COACHING EXPERIENCE BY YEAR

2011-Pres.	Oregon (Head Coach)
1995-10	Creighton (Head Coach)
1991-94	Kansas State (Head Coach)
1990	Marshall (Head Coach)
1987-89	Kansas State (Asst. Coach)
1984-86	Moberly (Mo.) JC (Head Coach)
1983	Southeast (Neb.) JC (Head Coach)

## DANA ALTMAN QUICK HITS

- One of six active coaches with 22 consecutive winning seasons.
- 10th active coach, 34th all-time, to reach 600 career wins at the Division I level.
- Is the winningest coach in program history.
- 14 career NCAA Tournament appearances, with four Sweet 16s, two Elite Eights and one Final Four (2017).
- Is the winningest coach in Pac-12 Tournament history (19).
- 2013 Jim Phelan National Coach of the Year.
- Three-time Pac-12 Coach of the year (2013, 2015, 2016).
- 5 Ducks selected in the last three NBA Drafts.
- Has a .500 or better record in 27 of 30 seasons as a Division I head coach.
- Named the Missouri Valley Conference all-Centennial Team coach.
- Was a walk-on at Southeast Junior College.
- Is an Eagle Scout.

Dana Altman is one of only six active coaches in NCAA Division I with 22 consecutive winning seasons. He is part of an exclusive fraternity that includes Hall-of-Famers Mike Krzyzewski, Tom Izzo, Roy Williams, Bill Self and Jim Boheim.

He is the 34th head coach to record 600 career wins at the Division I level and is now the winningest head coach in Oregon history. In 2016-17, Altman led Oregon back to the Final Four for the first time in 78 years.

In 2019, he became the winningest coach in Pac-12 Tournament history, reaching 19 victories.

The 2013 National Coach of the Year and three-time Pac-12 Coach of the Year has won more games in his first nine seasons than any coach in Oregon history. Altman is 235-96 in Eugene, and 645-339 in 29 seasons as a head coach at the NCAA Division I level in stints at Oregon, Creighton, Kansas State and Marshall.

Altman, the 19th head coach in the history of the University of Oregon men's basketball program, has led the Ducks to nine consecutive 20-win seasons and nine postseason appearances. He led Oregon to five straight NCAA Tournaments (2013-17) for the first time in school history, winning at least one game in each of those years. Included in those NCAA appearances are a Final Four (2017), two Elite Eights (2016, 2017) and three Sweet 16s (2013, 2016, 2017). Altman now has 21 seasons of 20-plus wins to his credit (11 at Creighton, nine at Oregon, one at Kansas State).

In addition to another 20-win season and a postseason appearance, the 2017-18 season saw another first for Altman when Troy Brown Jr. became his first career NBA first round draft choice (No. 15 overall, Washington).

Oregon entered the 2016-17 season with lofty expectations, and the Ducks lived up to every one of them. The Ducks won the Pac-12 title for the second consecutive season and advanced to the Final Four for the first time since the 1939 Webfoots won the very first NCAA title. Along the way, Oregon won a program-record 33 games and also reached a high-water mark for conference victories with 16. Dillon Brooks was named the Pac-12 player of the year and a consensus all-American, while Jordan Bell was the Pac-12 defensive player of the year and the NCAA Midwest Regional most outstanding player. Jordan, Brooks and Tyler Dorsey were all selected in the 2017 NBA Draft.

The 2015-16 season saw Altman reach new heights as a coach and achieve honors matched only by some of the very best mentors in the history of the Pac-12 Conference. Altman guided Oregon to the Pac-12's regular season and conference title in the same year for the first time in school history. He also reached the NCAA's Elite Eight for the first time and was named Pac-12 Coach of the Year for the third time in four seasons, a feat matched only by Hall of Famer Lute Olson of Arizona. The individual honors won by players under his guidance included all-American Brooks, Pac-12 Tournament MOP Elgin Cook, Pac-12 all-defensive selection Chris Boucher and Pac-12 all-freshman pick Dorsey.

In 2014-15, in one of the finest coaching performances of his career, Altman guided a team that had only three returning scholarship players to a 26-10 record, a runner-up finish in the Pac-12 (13-5) and the second round of the NCAA Tournament. He was the runaway choice for Pac-12 Coach of the Year, while Joseph Young tied the school single-season scoring record in being named Pac-12 Player of the Year. Cook was an all-Pac-12 second-team selection, while Bell and Brooks made the Pac-12's all-freshman team.

The 2013-14 season saw Altman win his 500th game as a Division I head coach when Oregon defeated Washington on Feb. 19. He also joined Basketball Hall of Famer Howard Hobson as the only men to lead Oregon to four consecutive 20-win seasons. He guided Oregon to a 24-10 overall record and an NCAA Tournament win. Young was an all-conference second team selection and an all-Pac-12 tournament pick, while Mike Moser was an honorable mention selection by the conference.

Altman's 2012-13 Oregon Ducks became the first UO team since 2008 to qualify for the NCAA Tournament. The Ducks finished the season 28-9 and won the Pac-12 Tournament. Altman was named the Pac-12 Coach of the Year before going on to earn Jim Phelan National Coach of the Year honors. Senior E.J. Singler was an all-league first team selection, while Johnathan Loyd was named Most Outstanding Player of the Pac-12 Tournament as the honors were spread around nearly the entire team. Senior Arsalan Kazemi was a Pac-12 all-defensive pick before going on to become a second round draft choice of the NBA's Philadelphia 76ers.

During the 2011-12 season, Altman led the Ducks to a 24-10 overall record and a 13-5 Pac-12 Conference mark which was good for a share of second place in the final league standings. The Ducks earned a bid to the National Invitation Tournament and recorded victories over LSU and Iowa before falling at top-seed Washington in the tournament quarterfinals. Under Altman's tutelage, Devoe Joseph became the first Duck since the 2006-07 season to be named first team all-conference, while Singler was named to the all-conference second team.

In his first season at Oregon, Altman led the Ducks to just the 12th season of 20+ victories in the history of the program. He became just the third UO head coach to tally 20+ wins in his first season on the job. Oregon went 21-18 overall and 7-11 in Pac-12 play. Altman posted the second-highest win total of any first-year UO head coach.

Only John Warren (30 wins in 1944-45) posted more in his first year on the sidelines. Oregon participated in the 2011 College Basketball Invitational, defeating Altman's former team – Creighton – in the best-of-three championship series.

Altman arrived at UO after spending 16 seasons at Creighton where he became the school's all-time winningest coach with a record of 327-176 (.650). He led the Blue Jays to 13 consecutive postseason appearances, a stretch of 11 straight seasons with 20-plus wins, all while producing 10 or more league victories in each of the last 14 seasons. Those three feats were unmatched in the 103 years of the Missouri Valley Conference.

He won four Coach-of-the-Year awards from three different conferences in a span of 13 seasons, including back-to-back MVC coaching honors while he was at the Omaha, Neb., school in 2001 and 2002. Altman was a finalist for the Naismith National Coach of the Year Award and was named the NABC District 12 and USBWA District VI Coach of the Year following the 2002-03 campaign.

Creighton participated in seven NCAA Men's Basketball Tournaments and five National Invitation Tournaments under Altman, advancing to the second round of the NCAA championships in both the 1998-99 and 2001-02 seasons. He led the school to a MVC regular-season title in 2000-01 - its first in 10 years. The Bluejays posted a school-record 29 wins in 2002-03, finishing the season 15th in the Associated Press poll and 23rd in the coaches' voting.

Altman finished his career at Creighton ranking third all-time on the MVC list of all-time wins (327), trailing only Basketball Hall of Fame coaches Henry Iba (486) and Eddie Hickey (337). In 2007, he was one of 10 coaches named as part of the MVC's All-Centennial Team. His teams claimed shares of three regular-season Missouri Valley Conference championships (including the 2008-09 crown) and six conference post-season tournament titles. Creighton inducted Altman into its athletics hall of fame in 2018.

Student-athletes under his direction at CU earned six All-America honors on the court and four Academic All-America laurels in the classroom. Three players he coached at Creighton – Kyle Korver, Rodney Buford and Anthony Tolliver – have played in the NBA.

Altman compiled a 68-54 record in four seasons (1990-94) at Kansas State. During that time, Altman led the Wildcats to three straight postseason tourneys and was named the Big Eight Conference Coach of the Year after leading KSU to a 19-11 record and an appearance in the NCAA Tournament in 1993.

Altman's final Kansas State club turned heads nationally with a 68-64 win at No. 1 Kansas on Jan. 17, 1994. K-State eventually advanced to play in the NIT Final Four. Altman's success at KSU followed him from a brief head coaching stint at Marshall where he was named Southern Conference Coach of the Year in 1990.

While head coach at Southeast Junior College in Fairbury, Neb., his first team (1982-83) rolled to a 29-6 record and a third-place finish in the junior college national tournament and Altman was honored as both Region 9 and the Nebraska College Coach of the Year.

In 1983, Altman accepted the head coaching position at Moberly (Mo.) Junior College, with a three-year run resulting in a staggering 94-18 record (25-9 in 1983-84; 35-5 with a third-place finish at the national tourney in 1984-85; and a 34-4 mark in 1985-86 with a sixth-place finish at nationals).

He was named Region 16 Coach of the Year in both the 1984-85 and 1985-86 seasons, and was also a finalist for 1986 National Junior College Athletic Association Coach of the Year accolades.

Altman's playing career began at Southeast Junior College in 1976, where he captained teams to a 22-10 mark in his freshman year and a 26-5 record in his sophomore season.

Altman completed his undergraduate education and playing career at Eastern New Mexico University. After earning his associate degree in business administration from Southeast in 1978, Altman graduated magna cum laude from Eastern New Mexico in 1980 with his bachelor's degree in the same field.

Altman received his master of business administration degree from Western (Colo.) State in 1981. He served as an assistant coach on the Western State staff from 1980-82.

At Wilber (Neb.) High School, Altman was a two-sport letterman, earning all-conference honors as a quarterback on the football team and as a guard in basketball. Altman was born June 16, 1958, in Crete, Neb. He and his wife, the former Reva Phillips of Stanton, Neb., have three sons, Jordan, Chase and Spencer, and one daughter, Audra.

# STATISTICS

## STATS - ALL GAMES

### 2019-20 Oregon Ducks Oregon Combined Team Statistics (as of Nov 22, 2019) All games

RECORD:	OVERALL	HOME	AWAY	NEUTRAL
ALL GAMES	5-0	4-0	0-0	1-0
CONFERENCE	0-0	0-0	0-0	0-0
NON-CONFERENCE	5-0	4-0	0-0	1-0

#	Player	gp-gs	min	avg	Total		3-Point		F-Throw		Rebounds				pf	dq	a	to	blk	stl	pts	avg
					fg-fga	fg%	3fg-fga	3fg%	ft-fa	ft%	off	def	tot	avg								
03	Payton Pritchard	5-5	171	34.2	34-63	.540	8-25	.320	21-29	.724	2	25	27	5.4	9	0	28	15	0	7	97	19.4
32	Anthony Mathis	5-5	129	25.8	26-43	.605	20-31	.645	3-4	.750	1	9	10	2.0	10	0	4	2	1	3	75	15.0
10	Shakur Juiston	5-5	135	27.0	23-48	.479	0-9	.000	3-7	.429	7	21	28	5.6	12	0	16	14	1	4	49	9.8
05	Chris Duarte	5-5	127	25.4	17-39	.436	6-17	.353	5-6	.833	6	18	24	4.8	7	0	13	5	3	4	45	9.0
00	Will Richardson	5-0	124	24.8	14-30	.467	5-8	.625	11-13	.846	6	12	18	3.6	11	0	14	9	1	5	44	8.8
33	Francis Okoro	4-4	100	25.0	12-20	.600	0-0	.000	8-15	.533	12	17	29	7.3	11	0	2	1	3	2	32	8.0
22	Addison Patterson	5-0	66	13.2	12-19	.632	2-4	.500	8-14	.571	1	9	10	2.0	10	1	1	8	1	3	34	6.8
13	Chandler Lawson	5-0	84	16.8	10-19	.526	0-0	.000	4-5	.800	5	15	20	4.0	7	0	3	5	2	3	24	4.8
14	C.J. Walker	5-1	64	12.8	1-6	.167	0-2	.000	2-3	.667	0	15	15	3.0	12	1	0	4	1	1	4	0.8
Team											6	3	9					1				
Total.....		5	1000		149-287	.519	41-96	.427	65-96	.677	46	144	190	38.0	89	2	81	64	13	32	404	80.8
Opponents.....		5	1000		114-316	.361	27-132	.205	64-87	.736	69	104	173	34.6	81	2	60	58	15	23	319	63.8

#### TEAM STATISTICS

	ORE	OPP
SCORING	404	319
Points per game	80.8	63.8
Scoring margin	+17.0	-
FIELD GOALS-ATT	149-287	114-316
Field goal pct	.519	.361
3 POINT FG-ATT	41-96	27-132
3-point FG pct	.427	.205
3-pt FG made per game	8.2	5.4
FREE THROWS-ATT	65-96	64-87
Free throw pct	.677	.736
F-Throws made per game	13.0	12.8
REBOUNDS	190	173
Rebounds per game	38.0	34.6
Rebounding margin	+3.4	-
ASSISTS	81	60
Assists per game	16.2	12.0
TURNOVERS	64	58
Turnovers per game	12.8	11.6
Turnover margin	-1.2	-
Assist/turnover ratio	1.3	1.0
STEALS	32	23
Steals per game	6.4	4.6
BLOCKS	13	15
Blocks per game	2.6	3.0
ATTENDANCE	28151	7296
Home games-Avg/Game	4-7038	0-0
Neutral site-Avg/Game	-	1-7296

Date	Opponent	Score	Att.
11/05/19	FRESNO ST.	w 71-57	6779
11/09/19	BOISE ST.	w 106-75	7260
11/12/19	vs Memphis	w 82-74	7296
11/17/19	UT ARLINGTON	w 67-47	6017
11/22/19	HOUSTON	w 78-66	8095

\* - Conference game

Score by Periods	1st	2nd	Totals
Oregon	196	208	404
Opponents	147	172	319



## STATS - EXTENDED SEASON BOX SCORE

**2019-20 Oregon Ducks**  
**Oregon Extended Season Box Score (as of Nov 22, 2019)**  
**All games**

RECORD:		OVERALL				HOME			AWAY			NEUTRAL				
ALL GAMES		5-0				4-0			0-0			1-0				
CONFERENCE		0-0				0-0			0-0			0-0				
NON-CONFERENCE		5-0				4-0			0-0			1-0				
#	Player	gp-gs	min	avg	Total		3-Point		F-Throw		Rebounds		avg	pf	dq	
					fg-fga	fg%	3fg-fga	3fg%	ft-fa	ft%	off	def	tot			
03	Payton Pritchard	5-5	171	34.2	34-63	.540	8-25	.320	21-29	.724	2	25	27	5.4	9	0
32	Anthony Mathis	5-5	129	25.8	26-43	.605	20-31	.645	3-4	.750	1	9	10	2.0	10	0
10	Shakur Juiston	5-5	135	27.0	23-48	.479	0-9	.000	3-7	.429	7	21	28	5.6	12	0
05	Chris Duarte	5-5	127	25.4	17-39	.436	6-17	.353	5-6	.833	6	18	24	4.8	7	0
00	Will Richardson	5-0	124	24.8	14-30	.467	5-8	.625	11-13	.846	6	12	18	3.6	11	0
33	Francis Okoro	4-4	100	25.0	12-20	.600	0-0	.000	8-15	.533	12	17	29	7.3	11	0
22	Addison Patterson	5-0	66	13.2	12-19	.632	2-4	.500	8-14	.571	1	9	10	2.0	10	1
13	Chandler Lawson	5-0	84	16.8	10-19	.526	0-0	.000	4-5	.800	5	15	20	4.0	7	0
14	C.J. Walker	5-1	64	12.8	1-6	.167	0-2	.000	2-3	.667	0	15	15	3.0	12	1
Total.....		5	1000		149-287	.519	41-96	.427	65-96	.677	46	144	190	38.0	89	2
Opponents.....		5	1000		114-316	.361	27-132	.205	64-87	.736	69	104	173	34.6	81	2

Score by Periods			1st	2nd	Totals
Oregon			196	208	404
Opponents			147	172	319

## STATS - GAME-BY-GAME COMPARISON

**2019-20 Oregon Ducks  
Oregon Team Game-by-Game Comparison (as of Nov 22, 2019)  
All games**

Opponent	1st	2nd	Score	Mar	Total FG	FG Pct	3-Pointers	3FG Pct	Free Throws	FT Pct	Rebounds	Assist	T/Over	Block	Steal	Fouls
FRESNO ST.	38/27	33/30	71-57	+14	25-60/19-55	.417/.345	1-13/9-36	.077/.250	20-27/10-14	.741/.714	45/31 +14	11/14	13/17	2/7	8/5	13/19
BOISE ST.	48/30	58/45	106-75	+31	42-60/27-63	.700/.429	13-19/6-23	.684/.261	9-13/15-23	.692/.652	34/27 +7	27/14	12/13	2/1	9/5	23/13
Memphis	41/35	41/39	82-74	+8	29-60/26-69	.483/.377	9-23/4-23	.391/.174	15-27/18-22	.556/.818	39/41 (2)	16/16	18/13	2/2	7/7	21/21
UT ARLINGTON	37/28	30/19	67-47	+20	27-59/15-64	.458/.234	8-20/6-30	.400/.200	5-8/11-16	.625/.688	46/36 +10	10/7	10/6	5/2	4/3	16/8
HOUSTON	32/27	46/39	78-66	+12	26-48/27-65	.542/.415	10-21/2-20	.476/.100	16-21/10-12	.762/.833	26/38 (12)	17/9	11/9	2/3	4/3	16/20

Note: Game totals are displayed in the format TEAM/OPPONENT for each category

## STATS - POINTS-REBOUNDS-ASSISTS

**2019-20 Oregon Ducks  
Oregon Points-Rebounds-Assists (as of Nov 22, 2019)  
All games**

Opponent	Date	Score	00	03	05	10	13	14	22	32	33
FSU	11/05/19	71-57	W	7-5-1	24-7-7	16-7-0	5-6-1	0-2-0	0-0-0	9-2-0	10-10-0
BOISE	11/09/19	106-75	W	7-1-3	19-6-7	7-5-7	16-3-9	2-2-0	17-4-0	30-2-1	DNP
vs MEM	11/12/19	82-74	W	10-2-6	14-4-6	7-2-0	17-10-3	0-0-0	7-2-1	12-3-0	7-9-0
UTA	11/17/19	67-47	W	9-5-2	24-8-3	7-7-2	5-3-0	0-8-0	9-3-0	6-3-2	3-6-1
HOU	11/22/19	78-66	W	11-5-2	16-2-5	8-3-4	6-6-3	2-3-0	1-1-0	18-0-1	12-4-1

## STATISTICS

### SPECIALTY STATISTICS

	OPPONENT	POINTS IN THE PAINT		POINTS OFF TO		2ND CHANCE POINTS		FASK BREAK POINTS		BENCH POINTS	
		DUCKS	OPP	DUCKS	OPP	DUCKS	OPP	DUCKS	OPP	DUCKS	OPP
11/05	FRESNO STATE	40	16	13	18	14	8	20	11	7	25
11/09	BOISE STATE	52	38	13	16	4	7	21	24	32	4
11/12	vs. Memphis	40	40	9	27	15	22	4	6	25	22
11/17	TEXAS-ARLINGTON	28	12	5	9	9	9	13	1	22	22
11/22	HOUSTON	26	30	7	11	4	21	22	9	18	32
11/27	vs. Seton Hall										
11/28	vs. Gonzaga/Southern Miss										
11/29	TBA										
12/07	HAWAII										
12/14	at Michigan										
12/18	MONTANA										
12/21	TEXAS SOUTHERN										
12/29	ALABAMA STATE										
01/02	at Colorado										
01/04	at Utah										
01/09	ARIZONA										
01/11	ARIZONA STATE										
01/16	at Washington State										
01/18	at Washington										
01/23	USC										
01/26	UCLA										
01/30	at California										
02/01	at Stanford										
02/08	at Oregon State										
02/13	COLORADO										
02/16	UTAH										
02/20	at Arizona State										
02/22	at Arizona										
02/27	OREGON STATE										
03/05	CALIFORNIA										
03/07	STANFORD										
03/11-14	Pac-12 Tournament										

## STATS - RECENT BOX SCORES

**Official Basketball Box Score -- Game Totals -- Final Statistics**  
**Houston vs Oregon**  
**11/22/19 6:00 pm at Matthew Knight Arena**
**Houston 66 • 2-2**

#	Player	Total		3-Ptr		Rebounds			PF	TP	A	TO	Blk	Stl	Min
		FG-FGA	FG-FGA	FT-FTA	Off Def Tot	PF	TP	A TO Blk Stl Min							
35	Fabian White Jr	f	6-10	0-0	0-0	3 2 5	2 12	0 2 1 0	21						
55	Brisson Gresham	f	2-4	0-0	0-0	3 5 8	5 4	0 0 0 0	20						
00	Marcus Sasser	g	2-6	0-4	0-0	1 4 5	1 4	1 1 0 0	35						
11	Nate Hinton	g	2-9	0-3	2-2	3 1 4	2 6	0 0 0 1	22						
24	Quentin Grimes	g	3-8	0-4	2-2	0 1 1	1 8	4 2 0 0	27						
01	Chris Harris Jr.		1-2	0-0	1-1	1 0 1	0 3	0 1 2 1	18						
02	Caleb Mills		8-15	2-6	3-4	1 3 4	4 21	1 1 0 0	19						
03	DeJon Jarreau		1-5	0-2	2-2	0 1 1	2 4	3 2 0 0	17						
04	Justin Gorham		2-5	0-1	0-0	3 3 6	1 4	0 0 0 0	14						
23	Cedrick Alley Jr.		0-1	0-0	0-1	1 1 2	2 0	0 0 0 0	7						
Team					1 0 1										
Totals			27-65	2-20	10-12	17 21 38	20 66	9 9 3 3	200						
FG % 1st Half: 12-34		35.3%	2nd half: 15-31	48.4%	Game: 27-65	41.5%	Deadball Rebounds 0								
3FG % 1st Half: 1-11		9.1%	2nd half: 1-9	11.1%	Game: 2-20	10.0%									
FT % 1st Half: 2-3		66.7%	2nd half: 8-9	88.9%	Game: 10-12	83.3%									

**Oregon 78 • 5-0**

#	Player	Total		3-Ptr		Rebounds			PF	TP	A	TO	Blk	Stl	Min
		FG-FGA	FG-FGA	FT-FTA	Off Def Tot	PF	TP	A TO Blk Stl Min							
10	Shakur Juiston	f	3-9	0-3	0-0	0 6 6	1 6	3 3 0 0	25						
33	Francis Okoro	f	4-4	0-0	4-6	1 3 4	2 12	1 1 1 0	26						
03	Payton Pritchard	g	5-11	2-5	4-5	0 2 2	2 16	5 2 0 2	37						
05	Chris Duarte	g	3-4	2-3	0-0	0 3 3	1 8	4 3 1 0	30						
32	Anthony Mathis	g	6-11	5-9	1-1	0 0 0	2 18	1 0 0 0	25						
00	Will Richardson		3-5	1-1	4-5	2 3 5	2 11	2 0 0 1	23						
13	Chandler Lawson		2-3	0-0	0-0	0 1 1	3 4	1 0 0 0	13						
14	C.J. Walker		0-0	0-0	2-2	0 3 3	3 2	0 1 0 0	16						
22	Addison Patterson		0-1	0-0	1-2	0 1 1	0 1	0 1 0 0	5						
Team					1 0 1										
Totals			26-48	10-21	16-21	4 22 26	16 78	17 11 2 4	200						
FG % 1st Half: 12-24		50.0%	2nd half: 14-24	58.3%	Game: 26-48	54.2%	Deadball Rebounds 2,1								
3FG % 1st Half: 6-12		50.0%	2nd half: 4-9	44.4%	Game: 10-21	47.6%									
FT % 1st Half: 2-3		66.7%	2nd half: 14-18	77.8%	Game: 16-21	76.2%									

Officials: David Hall,Verne Harris,Randy McCall  
 Technical fouls: Houston-None. Oregon-None.  
 Attendance: 8095

Score by periods	1st	2nd	Total								
Houston	27	39	66	Points	In Paint	Off T/O	2nd Chance	Fast Break	Bench		
Oregon	32	46	78	ORE	26	7	4	22	18		

Last FG - UH 2nd-00:10, OREGON 2nd-01:09.  
 Largest lead - UH by 8 1st-05:22, OREGON by 21 2nd-06:02.  
 UH led for 05:42. OREGON led for 28:31. Game was tied for 05:47.

Score tied - 5 times.  
 Lead changed - 6 times.

**Official Basketball Box Score -- Game Totals -- Final Statistics**  
**UT Arlington vs Oregon**  
**11/17/19 5:00 pm at Matthew Knight Arena**
**UT Arlington 47 • 2-2**

#	Player	Total		3-Ptr		Rebounds			PF	TP	A	TO	Blk	Stl	Min
		FG-FGA	FG-FGA	FT-FTA	Off Def Tot	PF	TP	A TO Blk Stl Min							
13	Jabari Narcis	f	0-4	0-3	0-1	1 8 9	1 0	1 0 1 0	24						
43	Coleman Sparling	f	2-4	1-3	0-0	0 0 0	0 5	1 0 0 0	12						
00	Brian Warren	g	4-11	0-3	1-1	0 1 1	2 9	1 1 0 0	30						
04	David Azore		2-8	2-3	5-6	3 3 6	2 11	2 0 0 1	26						
20	Nicolas Elame	g	0-1	0-0	0-2	1 0 1	1 0	0 1 0 0	14						
01	Sam Griffin		0-5	0-4	0-0	0 0 0	0 0	1 1 0 0	20						
02	Jordan Phillips		4-12	3-5	3-4	1 4 5	0 14	0 0 0 0	21						
03	Ayoub Nouhi		1-3	0-1	0-0	1 2 3	0 2	0 0 0 0	13						
10	Radshad Davis		1-6	0-3	0-0	3 0 3	1 2	1 1 0 0	14						
22	TiAndre Jackson-Youn		0-4	0-4	0-0	0 2 2	0 0	0 1 0 1	12						
23	Patrick Mwamba		1-6	0-1	2-2	2 2 4	1 4	0 1 1 0	14						
Team					1 1 2										
Totals			15-64	6-30	11-16	13 23 36	8 47	7 6 2 3	200						
FG % 1st Half: 9-33		27.3%	2nd half: 6-31	19.4%	Game: 15-64	23.4%	Deadball Rebounds 2								
3FG % 1st Half: 4-17		23.5%	2nd half: 2-13	15.4%	Game: 6-30	20.0%									
FT % 1st Half: 6-9		66.7%	2nd half: 5-7	71.4%	Game: 11-16	68.8%									

**Oregon 67 • 4-0**

#	Player	Total		3-Ptr		Rebounds			PF	TP	A	TO	Blk	Stl	Min
		FG-FGA	FG-FGA	FT-FTA	Off Def Tot	PF	TP	A TO Blk Stl Min							
10	Shakur Juiston	f	2-8	0-1	1-2	2 1 3	3 5	0 1 0 1	18						
33	Francis Okoro	f	1-2	0-0	1-2	2 4 6	3 3	1 0 1 0	21						
03	Payton Pritchard	g	10-16	2-6	2-2	0 8 8	2 24	3 3 0 0	32						
05	Chris Duarte	g	3-9	1-3	0-0	2 5 7	2 7	2 1 0 0	24						
32	Anthony Mathis	g	2-8	2-4	0-0	0 3 3	0 6	2 1 1 0	26						
00	Will Richardson		4-5	1-1	0-0	1 4 5	4 9	2 2 0 1	22						
13	Chandler Lawson		2-4	0-0	0-0	0 2 2	1 4	0 0 2 0	18						
14	C.J. Walker		0-2	0-1	0-0	0 8 8	0 0	0 0 1 0	21						
22	Addison Patterson		3-5	2-4	1-2	0 3 3	1 9	0 1 0 1	18						
Team					1 0 1										
Totals			27-59	8-20	5-8	8 38 46	16 67	10 10 5 4	200						
FG % 1st Half: 15-29		51.7%	2nd half: 12-30	40.0%	Game: 27-59	45.8%	Deadball Rebounds 4,1								
3FG % 1st Half: 5-10		50.0%	2nd half: 3-10	30.0%	Game: 8-20	40.0%									
FT % 1st Half: 2-4		50.0%	2nd half: 3-4	75.0%	Game: 5-8	62.5%									

Officials: Glen Mayberry,Nate Harris,Tony Padilla  
 Technical fouls: UT Arlington-None. Oregon-None.  
 Attendance: 6017

Score by periods	1st	2nd	Total								
UT Arlington	28	19	47	Points	In Paint	Off T/O	2nd Chance	Fast Break	Bench		
Oregon	37	30	67	UTA	12	9	9	1	22		
				ORE	28	5	9	13	22		

Last FG - UTA 2nd-02:16, ORE 2nd-01:20.  
 Largest lead - UTA by 3 1st-13:59, ORE by 20 2nd-03:32.  
 UTA led for 03:02. ORE led for 34:10. Game was tied for 02:48.

Score tied - 4 times.  
 Lead changed - 6 times.

**Official Basketball Box Score -- Game Totals -- Final Statistics**  
**Oregon vs Memphis**  
**11/12/19 6:00 pm at Moda Center**
**Oregon 82 • 3-0**

#	Player		Total		3-Ptr		Rebounds			PF	TP	A	TO	Blk	Stl	Min
			FG-FGA	FG-FGA	FT-FTA	Off	Def	Tot								
10	Shakur Juiston	f	8-15	0-4	1-4	4	6	10	2	17	3	5	0	2	35	
33	Francis Okoro	f	3-6	0-0	1-4	3	6	9	3	7	0	0	1	1	25	
03	Payton Pritchard	g	4-11	2-8	4-6	0	4	4	3	14	6	6	0	0	33	
05	Chris Duarte	g	3-5	1-2	0-0	1	1	2	0	7	0	0	1	0	13	
32	Anthony Mathis	g	4-6	4-5	0-0	1	2	3	4	12	0	0	0	1	27	
00	Will Richardson		3-8	2-4	2-2	1	1	2	2	10	6	2	0	0	31	
13	Chandler Lawson		2-3	0-0	4-5	2	2	4	1	8	0	1	0	0	14	
14	C.J. Walker		0-1	0-0	0-0	0	0	0	3	0	0	1	0	1	5	
22	Addison Patterson		2-5	0-0	3-6	1	1	2	3	7	1	3	0	2	17	
Team						1	2	3								
Totals			29-60	9-23	15-27	14	25	39	21	82	16	18	2	7	200	
FG % 1st Half: 17-35			48.6%	2nd half: 12-25	48.0%	Game: 29-60			48.3%	Deadball Rebounds 6,2						
3FG % 1st Half: 5-13			38.5%	2nd half: 4-10	40.0%	Game: 9-23			39.1%							
FT % 1st Half: 2-4			50.0%	2nd half: 13-23	56.5%	Game: 15-27			55.6%							



## PHOTO ROSTER



**DANA ALTMAN**  
HEAD COACH



**TONY STUBBLEFIELD**  
ASSISTANT COACH




**KEVIN MCKENNA**  
ASSISTANT COACH



**MIKE MENNENGA**  
ASSISTANT COACH



**JOSH JAMIESON**  
DIRECTOR OF OPERATIONS



**WILL RICHARDSON**  
#0 | SO. | G




**N'FALY DANTE**  
#1 | FR. | C



**EUGENE OMORUYI**  
#2 | SR. | F



**PAYTON PRITCHARD**  
#3 | SR. | G



**CHRIS DUARTE**  
#5 | JR. | G



**SHAKUR JUISTON**  
#10 | R-SR. | F




**CHANDLER LAWSON**  
#13 | FR. | F



**C.J. WALKER**  
#14 | FR. | F



**LÖK WUR**  
#15 | FR. | F




**ADDISON PATTERSON**  
#22 | FR. | G




**LUKE OSBORN**  
#25 | R-JR. | G




**ANTHONY MATHIS**  
#32 | R-SR. | G



**FRANCIS OKORO**  
#33 | SO. | F



**ERIC WILLIAMS JR.**  
#50 | JR. | F



**WILL JOHNSON**  
#54 | R-SO. | G