



OREGON BASEBALL

Head Coach: George Horton

Career Record: 998-451-2; Division I Record: 772-398-2; Oregon Record: 282-186-1

Athletic Communications Contact: Todd Miles

(Email: miles@uoregon.edu/Twitter: @MilesUO)

Office: 541-346-0962; Cell: 541-321-3427

| | | | |
|-----------------|-----------|-----------------------|---------------|
| February | | | |
| Friday | 19 | at San Diego State | W, 8-2 |
| Saturday | 20 | at San Diego State | W, 10-5 |
| Sunday | 21 | at San Diego State | W, 4-3 |
| Thursday | 25 | Illinois State | W, 8-5 |
| Friday | 26 | Illinois State | W, 4-2 |
| Saturday | 27 | Illinois State | L, 3-2 |
| Sunday | 28 | Illinois State | W, 3-1 |

| | | | |
|-----------------|-----------|--------------------------|--------------------|
| March | | | |
| Friday | 4 | UC Santa Barbara | W, 13-1 |
| Saturday | 5 | UC Santa Barbara | (14) L, 1-0 |
| Sunday | 6 | UC Santa Barbara | W, 3-1 |
| Thursday | 10 | at #23 Alabama | Cancelled |
| Friday | 11 | at #24 Mississippi State | L, 10-4 |
| Saturday | 12 | at #24 Mississippi State | L, 9-3 |
| Sunday | 13 | at #24 Mississippi State | L, 5-2 |
| Friday | 18 | Utah* | L, 4-1 |
| Saturday | 19 | Utah* | W, 9-5 |
| Sunday | 20 | Utah* | L, 2-0 |
| Tuesday | 22 | at Seattle | W, 6-4 |
| Thursday | 24 | at Washington** | (10) L, 9-6 |
| Friday | 25 | at Washington** | W, 2-0 |
| Saturday | 26 | at Washington** | L, 7-4 |
| Thursday | 31 | at Notre Dame | L, 6-3 |

| | | | |
|------------------|-----------|--------------------------|-----------------|
| April | | | |
| Friday | 1 | at Michigan State | (10) L, 3-2 |
| Saturday | 2 | at Michigan State | Cancelled |
| Sunday | 3 | at Michigan State | Cancelled |
| Wednesday | 6 | Portland | W, 10-1 |
| Friday | 8 | #9 California* | L, 12-2 |
| Saturday | 9 | #9 California* | W, 4-3 |
| Sunday | 10 | #9 California* | W, 11-5 |
| Wednesday | 13 | vs. Portland% | Suspended |
| Friday | 15 | USC* | W, 4-3 |
| Saturday | 16 | USC* | W, 12-8 |
| Sunday | 17 | USC* | W, 8-5 |
| Monday | 18 | #22 Oregon State* | L, 11-10 |
| Thursday | 21 | at UCLA** | L, 6-3 |
| Friday | 22 | at UCLA** | L, 4-2 |
| Saturday | 23 | at UCLA** | L, 13-1 |
| Wednesday | 27 | #18 Oregon State* | W, 7-6 |
| Friday | 29 | Washington State* | L, 4-0 |
| Saturday | 30 | Washington State* | W, 8-0 |

| | | | |
|-----------------|-----------|--------------------------|----------------|
| May | | | |
| Sunday | 1 | Washington State* | W, 11-7 |
| Monday | 2 | vs. San Diego% | W, 5-2 |
| Friday | 6 | at Arizona State* | 6:30 pm |
| Saturday | 7 | at Arizona State* | 6:30 pm |
| Sunday | 8 | at Arizona State* | 12:30 pm |
| Monday | 9 | Gonzaga | 6 pm |
| Tuesday | 10 | Gonzaga | 6 pm |
| Friday | 13 | at Oregon State** | 7:30 pm |
| Saturday | 14 | at Oregon State** | 7 pm |
| Sunday | 15 | at Oregon State** | 3 pm |
| Tuesday | 17 | Portland | 6 pm |
| Friday | 20 | Arizona** | 4 pm |
| Saturday | 21 | Arizona** | 4 pm |
| Sunday | 22 | Arizona** | 12 pm |
| Monday | 23 | Saint Mary's | 6 pm |
| Thursday | 26 | at Stanford* | 6 pm |
| Friday | 27 | at Stanford* | 2 pm |
| Saturday | 28 | at Stanford* | 12 pm |

All Times Pacific
 % Ron Tonkin Field (Hillsboro, Ore.)
 * Pac-12 Game
 #TV Game

Record 21-17
Pac-12 Record 9-9

Friday
 First Pitch: 6:33 p.m.
 UO Starter: LHP Cole Irvin (4-4, 3.58)
 ASU Starter: RHP Seth Martinez (7-3 (1.73))
 TV: None
 Radio Eugene: 95.3 FM
 Play-by-Play: Joey McMurry
 Audio: GoDucks.com
 Webcast: GoDucks.com
 Twitter: @OregonBaseball
 Live Stats: GoDucks.com

Saturday
 First Pitch: 6:33 p.m.
 UO Starter: LHP David Peterson (3-3, 3.08)
 ASU Starter: LHP Eli Lingos (3-2, 3.02)
 TV: None
 Radio Eugene: 95.3 FM
 Play-by-Play: Joey McMurry
 Audio: GoDucks.com
 Webcast: GoDucks.com
 Twitter: @OregonBaseball
 Live Stats: GoDucks.com

Sunday
 First Pitch: 12:33 p.m.
 UO Starter: TBA
 ASU Starter: TBA
 TV: None
 Radio Eugene: 95.3 FM
 Play-by-Play: Joey McMurry
 Audio: GoDucks.com
 Webcast: GoDucks.com
 Twitter: @OregonBaseball
 Live Stats: GoDucks.com

Record 26-15
Pac-12 Record 9-9

Record 25-15
WCC Record 13-8

Busy five days for Ducks starting at Arizona State Friday: Oregon will play five games in five days starting Friday in Phoenix with the opening of a crucial three-game Pac-12 Conference series at Arizona State. The Ducks and Sun Devils are tied for fifth place with 9-9 records, just two games behind league leaders Washington and Utah. The Ducks haven't fared well on road trips to Arizona State losing 11 of 14 games, including eight of 10 since baseball returned for the 2009 season. UO is making its first trip to play in Phoenix Municipal Stadium, the new home for the Sun Devils. The previous 14 games were played in Tempe at Packard Stadium.

Ducks win series over Washington State: After being held to just two hits in a 4-0 loss to the Cougars on Friday night, **JR LHP Cole Irvin** got the Ducks back on track on Saturday with a six-hit shutout as Oregon won, 8-0, to even the series. **Irvin** set a career-high with 13 strikeouts, and was backed by an Oregon offense that scored eight runs on 11 hits. **FR SS Travis Moniot** tied the UO freshman record with his fifth home run of the season, **FR INF Carson Breshears** picked up his first two career RBI. The Ducks and Cougars battled back and forth in the rubber match on Sunday. The Cougars held a two-run lead before Oregon exploded for six runs in the eighth inning to pull away and win the series. **SO INF Kyle Kasser** provided the winning blow, a two-run single to break a 7-7 tie, after **SO INF Daniel Patzlaff** tied the game with his own two-run single. **JR OF Jake Bennett** provided the Ducks insurance with a two-run knock, capping a monster game in which he went 4-for-5 with three RBI.

Ducks still in the hunt in the Pac-12: Oregon won two of three over the weekend against Washington State to stay in the thick of the race in the Pac-

12 Conference. The Ducks rallied with wins on Saturday and Sunday to claim the series against the Cougars and keep pace with the league leaders. The Ducks head into this week's conference action tied for fifth place, just two games behind Utah and Washington in the standings.

Pac-12 Schedule

| | |
|--|----------------------|
| California (10-11) at Stanford (8-10) | Thursday-Saturday |
| Utah (11-7) at Washington State (7-14) | Friday-Sunday |
| Washington (11-7) at USC (9-9) | Friday-Sunday |
| Oregon State (10-8) at Arizona (11-10) | Friday-Sunday |
| Oregon (9-9) at Arizona State (9-9) | Friday-Sunday |
| UCLA (10-11) vs. UC Irvine | Friday-Sunday |

(Pac-12 Record)

Horton two wins shy of 1,000 career victories: Oregon head coach George Horton is closing in on three career milestones. Heading into this weekend's games at Arizona State, Horton needs just two wins to claim his 1,000th career victory. He opened his career at Cerritos College and compiled 226 wins in six seasons (1985-90) at the California junior college. Horton made the jump to Division I as an assistant at Cal State Fullerton in 1991 before becoming the Titans' head coach in 1997. Over the next 11 seasons Horton won 490 games at CSF, including the 2004 national championship, before leaving to re-start the program at Oregon. Horton has added 282 wins in his seven-plus seasons at Oregon, moving within 28 wins of 800 Division I victories and within 18 wins of 300 victories at Oregon.

On Deck -- Ducks host Gonzaga: It will be a quick turnaround for Oregon as they return home late Sunday night/early Monday morning and then open a two-game series with Gonzaga at 6 p.m. at PK Park.

2016 NUMERICAL ROSTER

| No. | Name | Pos. | B/T | Ht. | Wt. | Cl-Exp. | Hometown/Previous Schools |
|-----|----------------------|---------|-----|------|-----|---------|---|
| 1 | Kyle Kasser | INF | L/R | 5-10 | 176 | So. | Brea, Calif. (Brea Olinda HS) |
| 2 | Travis Moniot | INF | S/R | 6-0 | 183 | Fr. | Palm Desert, Calif. (Palm Desert HS) |
| 3 | David Peterson | LHP | L/L | 6-6 | 242 | So. | Denver, Colo. (Regis Jesuit HS) |
| 4 | Carson Breshears | INF | L/R | 5-8 | 170 | RFr. | North Bend, Wash. (Mount Si HS) |
| 5 | Slade Heggen | C/OF | R/R | 6-0 | 209 | RFr. | Missoula, Mont. (Loyola Sacred Heart HS) |
| 6 | Tim Susnara | C/1B | L/R | 6-1 | 199 | So. | Redwood City, Calif. (St. Francis HS) |
| 7 | Nick Catalano | OF | R/R | 6-0 | 190 | Sr. | Anaheim, Calif. (Esperanza HS) |
| 9 | Ezra Steinberg | INF/OF | R/R | 5-9 | 160 | Fr. | Los Angeles, Calif. (Harvard Westlake HS) |
| 11 | Matt Mercer | RHP | R/R | 6-1 | 173 | Fr. | Lacey, Wash. (Timberline HS) |
| 13 | Matt Krook | LHP | L/L | 6-3 | 217 | RSo. | San Mateo, Calif. (St. Ignatius HS) |
| 15 | Cole Stringer | LHP | L/L | 6-0 | 175 | Fr. | Portland, Ore. (Central Catholic HS) |
| 16 | Jacob Bennett | RHP | R/R | 6-6 | 219 | Fr. | Tualatin, Ore. (Tualatin HS) |
| 18 | Kyle Robeniol | LHP | L/L | 5-10 | 187 | Fr. | Alta Loma, Calif. (Los Osos HS) |
| 19 | Cole Irvin | LHP | L/L | 6-3 | 203 | RJr. | Yorba Linda, Calif. (Servite HS) |
| 20 | Parker Kelly | RHP/INF | R/R | 6-2 | 225 | Fr. | Portland, Ore. (Westview HS) |
| 21 | Matt Kroon | INF | R/R | 6-1 | 204 | Fr. | Scottsdale, Ariz. (Horizon HS) |
| 22 | Austin Grebeck | OF | R/R | 5-8 | 155 | Jr. | Laguna Hills, Calif. (Mater Dei HS) |
| 23 | Jakob Goldfarb | OF | L/R | 6-2 | 211 | So. | Scottsdale, Ariz. (Desert Mountain HS) |
| 24 | Mark Karaviotis | INF | R/R | 6-0 | 181 | Jr. | Kihei, Hawaii (Maui HS) |
| 26 | Daniel Patzlaff | INF | S/R | 5-10 | 169 | So. | Huntington Beach, Calif. (Fountain Valley HS) |
| 28 | Matt Eureste | INF | L/R | 6-1 | 188 | Sr. | Houston, Texas (St. Pius HS/Texas Tech/San Jacinto CC) |
| 29 | Steven Packard | OF | L/L | 6-1 | 203 | RSr. | San Diego, Calif. (Mission Hills HS) |
| 30 | Stephen Nogosek | RHP | R/R | 6-1 | 183 | Jr. | Roseville, Calif. (Woodcreek HS) |
| 31 | Brac Warren | RHP | R/R | 6-4 | 231 | So. | Rosebud, Mont. (Custer County District HS) |
| 32 | Jake Bennett | OF | L/L | 5-11 | 207 | RJr. | Forest Grove, Ore. (Forest Grove HS/Western Nevada College) |
| 33 | A.J. Balta | OF/1B | L/R | 5-10 | 190 | RSo. | Valencia, Calif. (Valencia HS) |
| 35 | McKinley LeFore | RHP | R/R | 6-1 | 174 | Fr. | Camas, Wash. (Camas HS) |
| 36 | Jack Karraker | RHP | R/R | 5-11 | 197 | RSr. | Clovis, Calif. (Buchanan HS/Fresno City College) |
| 37 | Connor Zwetsch | RHP | R/R | 6-5 | 228 | Jr. | Portland, Ore. (Westview HS/Western Nevada College) |
| 40 | Cooper Stiles | RHP | R/R | 6-0 | 186 | Jr. | Eugene, Ore. (Sheldon HS) |
| 41 | Isaiah Carranza | RHP | S/R | 6-5 | 179 | Fr. | La Verne, Calif. (Damien HS) |
| 42 | Phil Craig-St. Louis | 1B/OF | L/R | 6-0 | 211 | Sr. | Gatineau, Quebec (Nicolas-Gatineau HS/Seminole State College) |
| 43 | Braden Stutzman | C/INF | S/R | 5-11 | 175 | Fr. | Twin Falls, Idaho (Twin Falls HS) |
| 46 | Noah Kronfly | RHP | R/R | 5-11 | 170 | Fr. | Huntington Beach, Calif. (Edison HS) |

ALPHABETICAL ROSTER

| | | |
|----|----------------------|---------|
| 33 | A.J. Balta | 1B/OF |
| 16 | Jacob Bennett | RHP |
| 32 | Jake Bennett | OF |
| 4 | Carson Breshears | INF |
| 41 | Isaiah Carranza | RHP |
| 7 | Nick Catalano | OF |
| 42 | Phil Craig-St. Louis | OF |
| 28 | Matt Eureste | INF |
| 22 | Austin Grebeck | OF |
| 23 | Jakob Goldfarb | OF |
| 5 | Slade Heggen | C/OF |
| 19 | Cole Irvin | LHP |
| 24 | Mark Karaviotis | INF |
| 36 | Jack Karraker | RHP |
| 1 | Kyle Kasser | INF |
| 20 | Parker Kelly | RHP/INF |
| 46 | Noah Kronfly | RHP |
| 13 | Matt Krook | LHP |
| 21 | Matt Kroon | INF |
| 35 | McKinley LeFore | RHP |
| 11 | Matt Mercer | RHP |
| 2 | Travis Moniot | INF |
| 30 | Stephen Nogosek | RHP |
| 29 | Steven Packard | OF |
| 26 | Daniel Patzlaff | INF |
| 3 | David Peterson | LHP |
| 18 | Kyle Robeniol | LHP |
| 9 | Ezra Steinberg | INF/OF |
| 40 | Cooper Stiles | RHP |
| 15 | Cole Stringer | LHP |
| 43 | Braden Stutzman | C/INF |
| 6 | Tim Susnara | C |
| 31 | Brac Warren | RHP |
| 37 | Connor Zwetsch | RHP |

COACHING STAFF

| | |
|---------|--|
| 8 | Head Coach: George Horton (Cal State Fullerton '78; Cal Lutheran '80) |
| 12 | Assistant Coach: Mark Wasikowski (Pepperdine '94; Southeast Missouri State '98) |
| 10 (3B) | Assistant Coach: Jay Uhlman (Nevada '98) |
| 17 (BP) | Assistant Coach: Mitch Karraker (Oregon '12; Northwest Christian '14) |
| 14 (1B) | Student Assistant Coach: Jack Marder |
| | Director of Operations: Luke Emanuel (St. John's '04; Oregon '08) |

SUPPORT STAFF

| | |
|--|--|
| | Strength & Conditioning Coach: Jim Radcliffe, (Pacific (Ore.), '80; Oregon, '92, 30th year) |
| | Athletic Trainer: Tom Embree (Oregon, '84 & '86; 19th year) |
| | Equipment Manager: Brad Terada (Oregon, '10, 5th year) |

pronunciation guide

| | |
|----------------------|-------------------------|
| Isaiah Carranza |kuh-ron-zuh |
| Nick Catalano |Cat-uh-lawn-O |
| Phil Craig-St. Louis |St. lew-ee |
| Matt Eureste |you-rest-ee |
| Austin Grebeck |gray-beck |
| Mark Karaviotis |care-uh-vee-oh-tus |
| Travis Moniot |mon-yo |
| Stephen Nogosek |nuh-go-sick |
| Daniel Patzlaff |Pats-laugh |
| Kyle Robeniol |row-buh-nall |
| Tim Susnara |Seuss-narr-uh |

HEAD COACH GEORGE HORTON



In seven seasons at the University of Oregon, George Horton has resurrected a dormant Ducks' baseball program and built it into a national power. Entering his eighth season with the Ducks, Horton carries a 261-169-1 record (.605) and has led Oregon to the postseason five teams, including each of the last four seasons. Horton, hired in September 2007, is the Ducks' 12th baseball coach in school history and its first since the program was discontinued following the 1981 season. Overall, Horton has a 977-434-2 record (.692) as a head coach and a record of 751-381-2 (.663) in 18 seasons as a Division I head coach.

Under Horton, Oregon made its first modern-era NCAA appearance in just its second season of existence, playing in the NCAA Regionals in 2010. The Ducks topped that effort in 2012, advancing to their first Super Regional and finishing just one win shy of advancing to the College World Series. The successful season by Oregon landed Horton the 2012 Field Turf NCAA Division I Coach of the Year award. UO reached the NCAA Regionals in 2013, 2014 and 2015, winning a school-record 48 games in 2013. From 2012 to 2014, Oregon was just one of eight teams to win 40-plus games in all three seasons. Horton has won at least 40 games in 11 different seasons, including a pair of 50-win seasons. The Ducks came up just shy of the 40-win mark in 2015, but still boasted 38 wins and reached the NCAA tournament after winning 14 of their last 18 games and nine of their last 10 – including a series win over No. 2 UCLA – to earn an at-large bid.

While at Oregon, Horton has coached three players to four All-America selections (Tyler Anderson - 2011, Ryon Healy - 2013 and Jimmie Sherfy - 2013 and 2014), 33 all-conference players, six collegiate national team players and 35 Major League Baseball draft picks. Pitcher Tyler Anderson, drafted in the first round of the 2011 MLB Draft by the Colorado Rockies, was the highest Duck taken in the new era of Oregon baseball. Additionally, the Ducks have had one second-round pick (Madison Boer - 2011), two third-round picks (Garrett Cleavinger - 2015 and Healy - 2013), one fourth-round pick (Josh Graham - 2015) and two fifth-round picks (Scott McGough - 2011 and Jake Reed - 2014).

Prior to Oregon, Horton spent 11 seasons at the helm of national power Cal State Fullerton and led the Titans to the 2004 National Championship. Overall, Horton posted a record of 490-212-1 (.698) with the Titans, and oversaw six appearances in the College World Series, including back-to-back berths (2003 and 2004, 2006 and 2007). He was named National Coach of the Year by Baseball America in 2003, and garnered the ABCA and Collegiate Baseball National awards following his squad's title run in 2004. He was also a five-time Big West Conference Coach of the Year. Before taking the reigns at CSF, Horton worked for six years as an assistant coach for the Titans under legendary college baseball coach Augie Garrido before succeeding him in 1997.

Horton also served six years as the head coach at Cerritos College before joining the Titans' staff, compiling a junior college record of 226-53 (.810) from 1985-90.

Horton, who is one of nine men to have appeared in Omaha as a player (1975) and a head coach, has seen 120 players selected in the Major League Baseball First-Year Draft over his 18 years as a Division I head coach. Of that number, 20 have ascended to the Major Leagues. The most notable among that group include Chad Cordero (Montreal, 2003), Khris Davis (2013, Milwaukee), Reed Johnson (Toronto, 2003), Mark Kotsay (Chicago White Sox, 2006), Mike Lamb (Texas, 2000), Phil Nevin (Houston, 1995), Aaron Rowand (San Francisco, 2006), Kurt Suzuki (Oakland, 2007) and Justin Turner (Baltimore, 2009). In 2015, pitcher Scott McGough became the first Duck of the new era of Oregon baseball to reach the Major Leagues when he was called up to the Miami Marlins in late August.

In addition to the players who have gone on to play at the professional level, Horton has also had 55 former players, including five current Division I head coaches, who have landed coaching jobs at various levels.

Horton has also coached 21 players that have competed for the U.S. National Team. Six of those have come from Horton's Oregon teams, with pitcher Stephen Nogosek becoming the latest to don the red, white and blue. Horton will serve as the head coach for the 2016 Collegiate National Team and was a member of the U.S. coaching staff in 2012.

Horton was a player on the Cerritos College teams in 1972 and 1973. As the Falcons' team captain in 1973, he won the Dallas Moon Award and was a member of the state championship team. Horton played two seasons for Garrido at Cal State Fullerton in 1975 and 1976 and earned All-PCAA honors as both a junior and a senior. He was on the first Fullerton team to go to the College World Series in 1975.

In 1994, Horton was inducted into the California Community College Baseball Coaches Association Hall of Fame. He also was inducted into the Downey High School Hall of

Fame in May of 2003 and was honored in 2005 with the Orange County Manager of the Year Award, given by the Orange Coast Chapter of the Society for Advancement of Management. In October 2013, Horton was inducted into the Cal State Fullerton Hall of Fame as part of the 1995 team.

Horton earned his bachelor's degree from Cal State Fullerton in 1978 and a master's from Cal Lutheran in 1980. He and his wife, Francie, have four daughters: Michele, Heather, Loyal and Rebecca, seven granddaughters: Angelica, Alyssa, Kailey, Kendall, Samantha, Calise and Dakota, and one grandson: Joseph.

horton year-by-year

| Year | School | Record | Pct. | Postseason |
|------|------------------|--------|------|-----------------|
| 1985 | Cerritos College | 39-5 | .886 | State Champion! |
| 1986 | Cerritos College | 24-14 | .632 | |
| 1987 | Cerritos College | 46-5 | .902 | State Champion! |
| 1988 | Cerritos College | 38-13 | .745 | State! |
| 1989 | Cerritos College | 43-9 | .827 | State Champion! |
| 1990 | Cerritos College | 36-7 | .837 | State! |

Cerritos Totals (6 Years) 226-53 .810

| | | | | |
|------|---------------------|---------|------|--------------------|
| 1997 | Cal State Fullerton | 39-24-1 | .617 | Regional\$ |
| 1998 | Cal State Fullerton | 47-17 | .734 | Regional |
| 1999 | Cal State Fullerton | 50-14 | .781 | CWS! |
| 2000 | Cal State Fullerton | 38-21 | .644 | Regional! |
| 2001 | Cal State Fullerton | 48-18 | .727 | CWS! |
| 2002 | Cal State Fullerton | 37-22 | .627 | Regional |
| 2003 | Cal State Fullerton | 50-16 | .758 | CWS |
| 2004 | Cal State Fullerton | 47-22 | .681 | National Champion! |
| 2005 | Cal State Fullerton | 46-18 | .719 | Super Regional! |
| 2006 | Cal State Fullerton | 50-15 | .769 | CWS! |
| 2007 | Cal State Fullerton | 38-25 | .603 | CWS! |

Fullerton Totals (11 Years) 490-212-1 .698

| | | | | |
|------|--------|---------|------|----------------|
| 2009 | Oregon | 13-40* | .245 | |
| 2010 | Oregon | 40-24 | .625 | Regional |
| 2011 | Oregon | 33-26-1 | .559 | |
| 2012 | Oregon | 46-19-0 | .726 | Super Regional |
| 2013 | Oregon | 48-16-0 | .750 | Regional |
| 2014 | Oregon | 44-20-0 | .688 | Regional |
| 2015 | Oregon | 37-24* | .607 | Regional |

Oregon Totals (7 Years) 261-169-1 .607

Division I Totals (18 Years) 751-381-2 .663
Collegiate Record (24 Years) 977-434-2 .692

Legend: (!) Conference Champion; (\$) Conference Tournament Champions;
 *Oregon's final team record was 14-42 in 2009 and 38-25 in 2015

coaching honors

| | |
|-------------|--|
| 1985 | National Junior College Coach of the Year South Coast Conference Coach of the Year |
| 1987 | National Junior College Coach of the Year South Coast Conference Coach of the Year |
| 1989 | National Junior College Coach of the Year South Coast Conference Coach of the Year |
| 1990 | CCCCA Coach of the Year South Coast Conference Coach of the Year |
| 1994 | Inducted into California Community College Baseball Coaches Association Hall of Fame |
| 1998 | Big West Conference Coach of the Year |
| 1999 | Big West Conference Coach of the Year |
| 2003 | Baseball America National Coach of the Year Inducted into Downey High School Hall of Fame |
| 2004 | Collegiate Baseball National Coach of the Year ABCA National Coach of the Year Big West Conference Coach of the Year |
| 2005 | Big West Conference Coach of the Year |
| 2006 | Big West Conference Coach of the Year |
| 2012 | Field Turf NCAA Division I Coach of the Year |

NATIONAL POLLS

Baseball America

(May 2)

| No. | Team | Record |
|-----|----------------------|--------|
| 1. | Florida | 37-7 |
| 2. | Texas A&M | 35-9 |
| 3. | Mississippi State | 30-14 |
| 4. | Miami (Fla.) | 33-8 |
| 5. | Florida State | 29-12 |
| 6. | South Carolina | 34-9 |
| 7. | Ole Miss | 33-12 |
| 8. | Texas Tech | 34-13 |
| 9. | Louisville | 35-9 |
| 10. | Vanderbilt | 34-10 |
| 11. | NC State | 31-12 |
| 12. | TCU | 30-12 |
| 13. | LSU | 28-16 |
| 14. | Rice | 27-14 |
| 15. | UC Santa Barbara | 29-10 |
| 16. | Virginia | 30-17 |
| 17. | Oregon State | 28-12 |
| 18. | Oklahoma State | 28-15 |
| 19. | Florida Atlantic | 30-12 |
| 20. | Tulane | 28-14 |
| 21. | Southern Mississippi | 31-14 |
| 22. | Minnesota | 27-13 |
| 23. | Washington | 25-15 |
| 24. | Michigan State | 30-11 |
| 25. | Creighton | 30-9 |

Collegiate Baseball

(May 2)

| No. | Team | Record |
|-----|----------------------|---------|
| 1. | Florida | 37-7 |
| 2. | South Carolina | 34-9 |
| 3. | Miami (Fla.) | 33-8 |
| 4. | Florida State | 29-12 |
| 5. | Texas A&M | 35-9 |
| 6. | Vanderbilt | 34-10 |
| 7. | Louisville | 35-9 |
| 8. | Mississippi State | 30-14-1 |
| 9. | NC State | 31-12 |
| 10. | Texas Tech | 34-13 |
| 11. | Virginia | 30-17 |
| 12. | TCU | 30-12 |
| 13. | UC Santa Barbara | 29-10-1 |
| 14. | Washington | 25-15 |
| 15. | Oregon State | 28-12 |
| 16. | Oklahoma State | 28-15 |
| 17. | Cal State Fullerton | 27-15 |
| 18. | Southern Mississippi | 31-14 |
| 19. | Arizona | 28-16 |
| 20. | Minnesota | 27-13 |
| 21. | Rice | 27-14 |
| 22. | South Alabama | 33-12 |
| 23. | Georgia Tech | 30-14 |
| 24. | Long Beach State | 26-16 |
| 25. | Coastal Carolina | 31-14 |
| 26. | Ole Miss | 33-12 |
| 27. | LSU | 28-16 |
| 28. | Kentucky | 27-17 |
| 29. | Creighton | 30-9 |
| 30. | Arizona State | 26-15 |

USA Today Coaches

(May 2)

| No. | Team | Record |
|-----|----------------------|---------|
| 1. | Florida | 37-7 |
| 2. | Texas A&M | 35-9 |
| 3. | Miami (Fla.) | 33-8 |
| 4. | Mississippi State | 30-14-1 |
| 5. | Vanderbilt | 34-10 |
| 6. | Louisville | 35-9 |
| 7. | South Carolina | 34-9 |
| 8. | Florida State | 29-12 |
| 9. | North Carolina State | 31-12 |
| 10. | Ole Miss | 33-12 |
| 11. | Texas Tech | 34-13 |
| 12. | TCU | 30-12 |
| 13. | Oregon State | 28-12 |
| 14. | UC Santa Barbara | 29-10-1 |
| 15. | LSU | 28-16 |
| 16. | Virginia | 30-17 |
| 17. | Florida Atlantic | 30-12 |
| 18. | North Carolina | 28-15 |
| 19. | Oklahoma State | 28-15 |
| 20. | Georgia Tech | 30-14 |
| 21. | Louisiana | 29-16 |
| 22. | Michigan | 29-12 |
| 23. | Creighton | 30-9 |
| 24. | Coastal Carolina | 31-14 |
| 25. | Minnesota | 27-13 |

D1Baseball.com

(May 2)

| No. | Team | Record |
|-----|-------------------|---------|
| 1. | Florida | 37-7 |
| 2. | Texas A&M | 35-9 |
| 3. | Miami (Fla.) | 33-8 |
| 4. | Mississippi State | 30-14-1 |
| 5. | Florida State | 29-12 |
| 6. | NC State | 31-12 |
| 7. | South Carolina | 34-9 |
| 8. | Vanderbilt | 34-10 |
| 9. | Louisville | 35-9 |
| 10. | Texas Tech | 34-13 |
| 11. | Oregon State | 28-12 |
| 12. | Ole Miss | 33-12 |
| 13. | Virginia | 30-17 |
| 14. | Rice | 27-14 |
| 15. | TCU | 30-12 |
| 16. | Tulane | 28-14 |
| 17. | LSU | 28-16 |
| 18. | UC Santa Barbara | 29-10-1 |
| 19. | Minnesota | 27-13 |
| 20. | Oklahoma State | 28-15 |
| 21. | Washington | 25-15 |
| 22. | Georgia Tech | 30-14 |
| 23. | Coastal Carolina | 31-14 |
| 24. | East Carolina | 27-16-1 |
| 25. | Louisiana | 29-16 |

NCBWA

(May 2)

| No. | Team | Record |
|-----|-------------------|---------|
| 1. | Florida | 37-7 |
| 2. | Texas A&M | 35-9 |
| 3. | Mississippi State | 30-14-1 |
| 4. | Miami (Fla.) | 33-8 |
| 5. | Louisville | 35-9 |
| 6. | Vanderbilt | 34-10 |
| 7. | Florida State | 29-12 |
| 8. | South Carolina | 34-9 |
| 9. | NC State | 31-12 |
| 10. | TCU | 30-12 |
| 11. | Ole Miss | 33-12 |
| 12. | Oregon State | 28-12 |
| 13. | UC Santa Barbara | 29-10-1 |
| 14. | Texas Tech | 34-13 |
| 15. | LSU | 28-16 |
| 16. | Virginia | 30-17 |
| 17. | North Carolina | 28-15 |
| 18. | Oklahoma State | 28-15 |
| 19. | Louisiana | 29-16 |
| 20. | Florida Atlantic | 30-12 |
| 21. | Michigan | 29-12 |
| 22. | Georgia Tech | 30-14 |
| 23. | Clemson | 27-15 |
| 24. | California | 24-16 |
| 25. | Southern Miss | 31-14 |
| 26. | BYU | 30-10 |
| 27. | Coastal Carolina | 31-14 |
| 28. | Creighton | 30-9 |
| 29. | Arizona | 28-16 |
| 30. | Michigan State | 30-11 |

Perfect Game

(May 2)

| No. | Team | Record |
|-----|-------------------|---------|
| 1. | Florida | 37-7 |
| 2. | Texas A&M | 35-9 |
| 3. | Mississippi State | 30-14-1 |
| 4. | Miami (Fla.) | 33-8 |
| 5. | Florida State | 29-12 |
| 6. | Vanderbilt | 34-10 |
| 7. | South Carolina | 34-9 |
| 8. | NC State | 31-12 |
| 9. | Louisville | 35-9 |
| 10. | Ole Miss | 33-12 |
| 11. | Oregon State | 28-12 |
| 12. | Texas Tech | 34-13 |
| 13. | TCU | 30-12 |
| 14. | Oklahoma State | 28-15 |
| 15. | UNC Wilmington | 31-10 |
| 16. | Tulane | 28-14 |
| 17. | UC Santa Barbara | 29-10-1 |
| 18. | Michigan | 29-12 |
| 19. | Florida Atlantic | 30-12 |
| 20. | Bryant | 33-8 |
| 21. | Southern Miss | 31-14 |
| 22. | Rice | 27-14 |
| 23. | Coastal Carolina | 31-14 |
| 24. | LSU | 28-16 |
| 25. | North Carolina | 28-15 |

WEEK-BY-WEEK RANKINGS

Baseball America • Collegiate Baseball • USA Today Coaches • D1Baseball.com • NCBWA • Perfect Game

| Team | PRE | 2/22 | 2/29 | 3/7 | 3/14 | 3/21 | 3/28 | 4/4 | 4/11 | 4/18 | 4/25 | 5/2 | 5/9 | 5/16 | 5/23 | 5/30 | Final |
|-----------|-------------------|----------------|-------------------|-------------------|-------------------|-------------------|-----------------|--------------|-------------|---------------|-------------|-------------|------|------|------|-------|-------|
| ILLST | | | | | | | | | | | | | | | | | |
| MSSS | 20/11/17/15/19/17 | 24/NA/20/24/22 | 24/23/NA/20/19/22 | 24/26/21/20/20/21 | 15/13/15/15/14/15 | 10/11/16/15/14/13 | 5/7/12/11/11/12 | 5/8/10/5/8/8 | 2/5/8/2/4/3 | 7/10/11/6/7/5 | 3/8/4/4/3/3 | 3/8/4/4/3/3 | | | | | |
| MSU | | | | | 25/-/23/++ | | | | | 23/+/+/30/21 | | 24/+/+/30/- | | | | | |
| ND | | | | | | | | | | | | | | | | | |
| ND | | | | | | | | | | | | | | | | | |
| FOR | | | | | | | | | | | | | | | | | |
| SOSU | | | | | | | | | | | | | | | | | |
| SEA | | | | | | | | | | | | | | | | | |
| STM | | | | | | | | | | | | | | | | | |
| UCSB | | | | | | | | | | | | | | | | | |
| UCSB | | | | | | | | | | | | | | | | | |
| USD | | | | | | | | | | | | | | | | | |
| Pac12 PRE | 2/22 | 2/29 | 3/7 | 3/14 | 3/21 | 3/28 | 4/4 | 4/11 | 4/18 | 4/25 | 5/2 | 5/9 | 5/16 | 5/23 | 5/30 | Final | |
| ARIZ | | | | | | | | | | | | | | | | | |
| ASU | | | | | | | | | | | | | | | | | |
| ASU | | | | | | | | | | | | | | | | | |
| CAL | | | | | | | | | | | | | | | | | |
| CAL | | | | | | | | | | | | | | | | | |
| ORE | | | | | | | | | | | | | | | | | |
| ORE | | | | | | | | | | | | | | | | | |
| OSU | | | | | | | | | | | | | | | | | |
| OSU | | | | | | | | | | | | | | | | | |
| STAN | | | | | | | | | | | | | | | | | |
| STAN | | | | | | | | | | | | | | | | | |
| UCLA | | | | | | | | | | | | | | | | | |
| UCLA | | | | | | | | | | | | | | | | | |
| USC | | | | | | | | | | | | | | | | | |
| USC | | | | | | | | | | | | | | | | | |
| UTAH | | | | | | | | | | | | | | | | | |
| UTAH | | | | | | | | | | | | | | | | | |
| WASH | | | | | | | | | | | | | | | | | |
| WASH | | | | | | | | | | | | | | | | | |
| WSU | | | | | | | | | | | | | | | | | |
| WSU | | | | | | | | | | | | | | | | | |

Ducks have 12th-most wins since beginning of 2012 season: Oregon has put together a four-plus year stretch of wins that is among the best in the nation. Since the 2012 season, when the Ducks advanced to the Super Regionals, Oregon has the 12th-most wins (194) in the nation while qualifying for postseason the last four years. UO has won at least 38 games in each of the previous four seasons and trails only LSU, Vanderbilt, Louisville, Virginia, Florida State, Oregon State, Florida, South Carolina, North Carolina, Miami and TCU in total wins.

Most Wins Since 2012 (as of 4/18/16)

| Team | 2016 | 2015 | 2014 | 2013 | 2012 | Total |
|-------------------------|------|------|------|------|------|-------|
| 1. LSU (SEC) | 28 | 54 | 46 | 57 | 47 | 233 |
| 2. Vanderbilt (SEC) | 34 | 51 | 51 | 54 | 35 | 225 |
| 3. Louisville (ACC) | 35 | 47 | 50 | 51 | 41 | 224 |
| 4. Virginia (ACC) | 30 | 44 | 53 | 50 | 39 | 216 |
| 5. Florida State (ACC) | 29 | 44 | 43 | 47 | 50 | 213 |
| 6. Florida (SEC) | 37 | 52 | 40 | 29 | 47 | 205 |
| Oregon State (PAC-12) | 29 | 39 | 45 | 51 | 41 | 205 |
| 8. North Carolina (ACC) | 28 | 34 | 35 | 59 | 46 | 202 |
| South Carolina (SEC) | 34 | 32 | 44 | 43 | 49 | 202 |
| 10. Miami (Fla.) (ACC) | 33 | 50 | 44 | 37 | 36 | 200 |
| 11. TCU (Big 12) | 30 | 51 | 48 | 29 | 40 | 198 |
| 12. Oregon (PAC-12) | 21 | 38 | 44 | 48 | 46 | 197 |

Nogosek continuing Ducks' tradition of superb closers: It wouldn't be a stretch to call Oregon "Closer University" with the run of top notch relievers the Ducks have had in the back end of the bullpen over the last four seasons. **JR RHP Stephen Nogosek** is the latest Ducks' pitcher to be tabbed to finish games with high expectations accompanying the job. **Nogosek** is 9-5 with 11 saves during his two-plus years at Oregon with a 1.92 ERA in 77 appearances.

The Ducks closer is 2-1 with 11 saves and a 0.96 ERA so far this season. He has 31 strikeouts in 28 innings pitched. He served as the Ducks' set-up man last season setting a school record for appearances (39) while finishing with a 6-3 record and a 2.02 ERA. **Nogosek** follows three closers who combined for a 15-6 record with 62 saves and a 2.01 ERA in four seasons and were all drafted in first 10 rounds of the MLB Draft. **Jimmie Sherfy** started the run in 2012 and combined for a 7-3 record with 40 saves and a 2.22 ERA during his two seasons as the closer before being drafted by the Arizona Diamondbacks in the 10th round of the 2013 draft. **Jake Reed** inherited the closer role and finished 4-1 with 13 saves and a 1.93 ERA before being picked in the fifth round of the draft by the Minnesota Twins. Last season **Garrett Cleavinger** went 6-2 with nine saves and a 1.58 ERA, and then was selected in the third round by the Baltimore Orioles.

Oregon Closers

| Year | Closer | ERA | Record | Saves | IP | ER | K | BB |
|------|--------------------|------|--------|-------|------|----|----|----|
| 2012 | Jimmie Sherfy | 2.20 | 5-3 | 19 | 61.1 | 15 | 93 | 34 |
| 2013 | Jimmie Sherfy | 2.25 | 2-0 | 21 | 40.0 | 10 | 55 | 14 |
| 2014 | Jake Reed | 1.93 | 4-1 | 13 | 37.1 | 8 | 34 | 15 |
| 2015 | Garrett Cleavinger | 1.58 | 6-2 | 9 | 40.0 | 7 | 66 | 17 |
| 2016 | Stephen Nogosek | 0.96 | 2-1 | 11 | 28.0 | 3 | 31 | 7 |

Nogosek named to three watch lists, including for Golden Spikes Award: **JR RHP Stephen Nogosek** has been named to the midseason watch list for the Golden Spikes Award, the National Pitcher of the Year Award, and the National Collegiate Baseball Writers Association Stopper of the Year Award. Semifinalist voting for the Golden Spikes Award begins on Wednesday, June 1, and ends on Wednesday, June 8. Finalist voting begins Monday, June 13, and ends on Saturday, June 25. The winner will be presented with the award on Thursday, June 30. The National Pitcher of the Year Award will be presented on July 2 in Lubbock, Texas.

Nogosek (Roseville, Calif./Woodcreek HS) finished last season with a 6-2 record and a 2.02 ERA in a school-record 39 appearances. The right-handed relief pitcher struck out 60 batters in 58.0 innings pitched, while holding opponents to a .196 batting average. **Nogosek**, who was named a preseason All-American by both the NCBWA and Perfect Game, has a 7-4 career record and a 2.21 ERA in 56 appearances. **Nogosek** pitched for the U.S. National Team last summer and finished with a 1.69 ERA in six appearances. He struck out 11 and walked just one in 10.2 innings pitched, while holding opponents to a .200 batting average.

Nogosek climbing single-season top 10 in saves and games finished: With more than a month left in the season, **JR RHP Stephen Nogosek** is already fourth in single-season saves at Oregon with 11. The Ducks' closer needs three more to move into third, just ahead of **Jake Reed** (2014). **Nogosek** has also moved into the top 10 in games finished. He is tied for fifth with 19 and needs nine more to tie **Reed** (2014) for fourth.

Pitchers making runs in Oregon career record books: A number of Oregon players have a chance to move their names up the lists on the all-time records list for the Ducks, but none more than **JR LHP Cole Irvin** and **JR RHP Stephen Nogosek**. Friday starter **Irvin** is already among the all-time top 10 in starts, runners picked off, innings pitched and strikeouts. **Nogosek**, Oregon's closer, has moved into second in appearances with 77, while also moving into a tie for fourth in saves with 11 and sixth in games finished with 26. **SO LHP David Peterson** and **SO LHP Matt Krook** have also cracked the top 10 in starts. **Peterson** is eighth with 23, while **Krook** is 10th with 18.

Six-hit shutout earns Irvin national honor: **JR LHP Cole Irvin** was named a National Player of the Week by Collegiate Baseball after tossing a six-hit shutout with a career-high 13 strikeouts against Washington State on Saturday. **Irvin** dominated from the get-go against the Cougars, striking out two of the first three and five of the first seven men he faced and allowing just two men to reach second base. **Irvin's** gem was his third-career shutout and fifth-career complete game, and was the first shutout thrown by a Duck since **Irvin** blanked Ohio State as a freshman in May 2013. **Irvin** is 4-4 with a 3.58 ERA in 11 starts this year, and leads the team with six quality starts. **Irvin** is second in the Pac-12 with 73 strikeouts, and has shown excellent command with just 12 walks. **Irvin** is the second Oregon pitcher to be named a National Player of the Week this season; **SO LHP David Peterson** earned the honor on March 8.

Peterson earns national player of the week honor: Collegiate Baseball named **SO LHP David Peterson** a Louisville Slugger Player of the Week by Collegiate Baseball following his win over UC Santa Barbara on March 6. The Ducks' lefty

2016 PAC-12 STANDINGS

| | Pac-12 | | | Overall | | |
|------------------|----------|----------|------------|-----------|-----------|----------|
| | W | L | GB | W | L | T |
| Washington | 11 | 7 | -- | 25 | 15 | 0 |
| Utah | 11 | 7 | -- | 16 | 23 | 0 |
| Oregon State | 10 | 8 | 1.0 | 28 | 12 | 0 |
| Arizona | 11 | 10 | 1.5 | 28 | 16 | 0 |
| Oregon | 9 | 9 | 2.0 | 21 | 17 | 0 |
| Arizona State | 9 | 9 | 2.0 | 26 | 15 | 0 |
| USC | 9 | 9 | 2.0 | 20 | 22 | 0 |
| California | 10 | 11 | 2.5 | 24 | 16 | 0 |
| UCLA | 10 | 11 | 2.5 | 20 | 21 | 0 |
| Stanford | 8 | 10 | 3.0 | 20 | 18 | 0 |
| Washington State | 7 | 14 | 5.5 | 14 | 25 | 0 |

2016 Preseason Pac-12 Baseball Coaches Poll

| | | |
|-----|------------------|-----------|
| 1. | Oregon State (9) | 98 |
| 2. | UCLA (1) | 89 |
| 3. | California (1) | 84 |
| 4. | Oregon | 71 |
| 5. | USC | 67 |
| 6. | Arizona State | 50 |
| 7. | Stanford | 49 |
| 8. | Washington | 34 |
| 9. | Arizona | 31 |
| 10. | Washington State | 17 |
| 11. | Utah | 16 |

Pac-12 Player of the Week

| DATE | PLAYER | SCHOOL |
|----------|-------------------|------------------|
| Feb. 23 | Nick Madrigal | Oregon State |
| March 1 | Alfonso Rivas III | Arizona |
| March 8 | Logan Ice | Oregon State |
| March 14 | David Greer | Arizona State |
| March 21 | Bobby Dalbec | Arizona |
| March 28 | Timmy Robinson | USC |
| April 4 | Brett Cumberland | California |
| April 11 | A.J. Ramirez | USC |
| April 18 | Trek Stemp | Washington State |
| April 25 | Jeremy Martinez | USC |
| May 2 | Kort Peterson | UCLA |

Pac-12 Pitcher of the Week

| DATE | PLAYER | SCHOOL |
|----------|------------------|---------------|
| Feb. 23 | Tristan Beck | Stanford |
| March 1 | Colton Hock | Stanford |
| March 8 | Erik Martinez | California |
| March 14 | Drew Rasmussen | Oregon State |
| March 21 | Kyle Molnar | UCLA |
| March 28 | Ryan Hingst | Arizona State |
| April 4 | Travis Eckert | Oregon State |
| April 11 | Nathan Bannister | Arizona |
| April 18 | Griffin Canning | UCLA |
| April 25 | Nathan Bannister | Arizona |
| May 2 | Kevin Ginkel | Arizona |

Collegiate Baseball National Player of the Week

| DATE | PLAYER | SCHOOL |
|---------|----------------|--------|
| March 8 | David Peterson | Oregon |
| May 2 | Cole Irvin | Oregon |

DRAFTED DUCKS

| | |
|-----------------|--|
| Isaiah Carranza | 2015 - Texas Rangers - 35th Round (1,038) |
| Cole Irvin | 2012 - Toronto Blue Jays - 29th Round (895) |
| | 2015 - Pittsburgh Pirates - 32nd Round (967) |
| Mark Karaviotis | 2013 - Arizona Diamondbacks - 39th Round (1,170) |
| Parker Kelly | 2015 - St. Louis Cardinals - 34th Round (1,031) |
| Matt Krook | 2013 - Miami Marlins - 1st Round (35) |
| Matt Krook | 2015 - Cincinnati Reds - 38th Round (1,135) |
| Travis Moniot | 2015 - San Francisco Giants - 34th Round (1,026) |
| David Peterson | 2014 - Boston Red Sox - 28th Round (854) |
| Tim Susnara | 2014 - San Francisco Giants - 34th Round (1,018) |

picked up the series deciding win over UCSB allowing just one unearned run in seven innings while striking out a career-high 13 with just one walk. Peterson (2-0) lowered his ERA to 0.45, the best among Oregon's starters, during the outing.

Peterson will play for Collegiate National Team: SO LHP David Peterson has accepted an invitation to be a part of the USA Baseball Collegiate National Team this summer. Peterson will join the collegiate team after Oregon's season ends and take part in training camp games in Southern California from June 28 to July 2. The team will then travel to Taiwan, Japan and Cuba for a series of games. Team USA will play five games against the Taiwan National Team from July 5 to July 9. They will then meet Team Japan in the 40th USA vs. Japan Collegiate All-Star Series for five games from July 12 to July 17, before wrapping up the tour with five games against Team Cuba from July 22 to July 26. Peterson participated in the team's training camp last summer.

Irvin, Peterson and Krook dominate in two week home stretch: Oregon's weekend rotation couldn't have been much better in the Ducks' first two home series. After winning 8-5 in Thursday's Illinois State opener of the four-game series, the Ducks' regular weekend rotation of Cole Irvin, Matt Krook and David Peterson combined to go 2-0 while allowing just four runs (three earned) on six hits in 22 innings with 29 strikeouts against ISU. The Ducks' trio held Redhawks' hitters to a .085 batting average. A week later, the three held a UC Santa Barbara team that entered the weekend batting .352 to a .159 average. The Ducks' trio didn't allow an earned run on just 11 hits in 21 combined innings while striking out 31 and walking just four.

Oregon Weekend Rotation vs. Illinois State/UCSB

| Day | Pitcher | ERA | IP | H | R | ER | BB | K | AVG |
|---------------|----------------------|-------------|-------------|-----------|----------|----------|-----------|-----------|-------------|
| Friday | Cole Irvin (W/W) | 1.20 | 15.0 | 7 | 3 | 2 | 2 | 18 | .146 |
| Saturday | Matt Krook (ND/ND) | 0.69 | 13.0 | 2 | 1 | 1 | 7 | 20 | .049 |
| Sunday | David Peterson (W/W) | 1.20 | 15.0 | 8 | 2 | 0 | 3 | 22 | .157 |
| Totals | | 0.63 | 43.0 | 17 | 6 | 3 | 12 | 60 | .121 |

Susnara on Johnny Bench Award Watch List: Sophomore catcher Tim Susnara is one of 101 catchers to be named to the updated list, announced by the Greater Wichita Area Sports Commission on May 4. Susnara was ranked 31st by D1 Baseball in its preseason rankings of the top catchers in college baseball. The site also ranked Susnara 61st in its evaluation of the top 100 prospects for the 2017 MLB Draft, and the Ducks' catcher was named the 10th best prospect for 2017 among players in the Cape Cod League over the summer.

Bennett Sparks Oregon Offense: JR OF Jake Bennett has given the Ducks' lineup a significant boost this season, starting 23 consecutive games after spending the first 16 games as a reserve. **Bennett** is hitting .333 with five doubles and 20 RBI, while slugging .393 and posting an impressive .414 on-base percentage. The junior has hit safely in 19 of his 27 games - 16 of 23 starts - and has put together seven multiple-hit games and seven multiple-RBI games, including a monster game in the series-finale with Washington State in which he had a career-best four hits and three RBI. **Bennett** has shown a consistent ability to produce quality at-bats and put the bat on the ball, working 12 walks while striking out just 11 times in 84 at-bats. **Bennett's** batting average has not dipped below .294 this season, and he has gone hitless in consecutive games just one time.

Moniot ties UO freshman home run record: FR SS Travis Moniot hit his fifth home run of the season against Washington State on Saturday, tying current first base coach **Jack Marder's** record for home runs by an Oregon freshman. **Moniot's** two-run blast in the third inning of the Ducks' 8-0 win against the Cougars moved him into second on the team in home runs behind **SO OF A.J. Balta's** seven. **Moniot** has started every game at shortstop for the Ducks this season, and has been solid defensively while flashing his potential at the plate. **Moniot** had a torrid five-game stretch from April 10-18, batting .529 (9-for-17) with three home runs, two doubles, six RBI, three walks and nine runs scored. **Moniot** finished 1-for-2 with the home run, two RBI and two runs scored on Saturday, and followed that up with a 2-for-4 day on Sunday.

Grebeck, Balta and Packard join Karaviotis in chasing career records: Oregon's career record book is adding some new names. **JR CF Austin Grebeck**, **SR DH Steven Packard** and **SO OF/1B A.J. Balta** have all moved into the top 10 in at least one category. **Grebeck** is seventh all-time in walks, while needing just one more triple to crack the top 10. **Balta** is eighth all-time in multiple-RBI games with 17. **Packard** is tied for 10th in multiple RBI games with 13, and is tied for ninth in doubles with 26. **JR INF Mark Karaviotis** is also in the career record books, but he is redshirting after suffering an injury.

Two Ducks named to preseason All-America Teams: JR RHP Stephen Nogosek and **SO LHP Matt Krook** both earned spots on preseason All-America teams heading into the 2016 season. Nogosek claimed second-team honors from the National Collegiate Baseball Writers Association and third-team recognition from Perfect Game, while Krook garnered third-team accolades from both the NCBWA and Collegiate Baseball.

Nogosek (Roseville, Calif. / Woodcreek H.S.) finished last season with a 6-3 record and a 2.02 ERA, while setting a school record with 39 appearances in his role as the set-up man for closer Garrett Cleavinger. The right-hander struck out 60 batters in 58.0 innings pitched and held opponents to an impressive .196 batting average in 2015. During his two seasons with the Ducks, Nogosek has compiled a 7-4 record with a 2.21 ERA in 56 appearances. The Ducks' hurler has fanned 87 batters in 93.2 innings pitched while holding opposing hitters to a .218

2016 record vs. teams

| | |
|------------------------|-----|
| Arizona..... | 2-1 |
| Arizona State..... | 3-1 |
| California..... | 0-1 |
| Illinois State..... | 0-3 |
| Gonzaga..... | 0-1 |
| Michigan State..... | 1-1 |
| Mississippi State..... | 1-0 |
| Notre Dame..... | 1-0 |
| Oregon State..... | 3-0 |
| Portland..... | 1-0 |
| Saint Mary's..... | 1-0 |
| San Diego..... | 3-0 |
| San Diego State..... | 1-0 |
| Seattle..... | 2-1 |
| Stanford..... | 0-3 |
| UC Santa Barbara..... | 3-0 |
| UCLA..... | 1-2 |
| USC..... | 1-2 |
| Utah..... | 2-1 |
| Washington..... | 2-1 |
| Washington State..... | 0-1 |

record vs. conferences

| | |
|-----------------------|-----|
| ACC..... | 0-1 |
| Big Ten..... | 0-1 |
| Big West..... | 2-1 |
| Missouri Valley..... | 3-1 |
| Mountain West..... | 3-0 |
| Pac-12..... | 8-9 |
| SEC..... | 0-3 |
| West Coast..... | 2-0 |
| Western Athletic..... | 1-0 |

2016 non-conference opponent records (as of 5/3/16)

| Team | League | Overall | Conf. |
|-------------------|-----------------|-----------|--------|
| San Diego State | Mountain West | 12-30 | 5-14 |
| Illinois State | Missouri Valley | 14-28 | 4-7 |
| UC Santa Barbara | Big West | 30-10-1 | 8-4 |
| Mississippi State | SEC | 30-14-1 | 12-9 |
| Seattle | WAC | 28-15 | 15-3 |
| Notre Dame | ACC | 25-18 | 9-10 |
| Michigan State | Big Ten | 30-11 | 10-5 |
| Portland | West Coast | 15-27 | 2-16 |
| San Diego | West Coast | 23-25 | 10-11 |
| Gonzaga | West Coast | 25-15 | 13-8 |
| Saint Mary's | West Coast | 24-17 | 12-6 |
| Totals | | 256-210-2 | 100-93 |

True Freshmen to Start on Opening Day

| Name | Pos. | Date | Opponent | Game Notes |
|-----------------------|-----------|----------------|-------------------------|-----------------------------|
| Travis Maniot | SS | 2/19/16 | at San Diego St. | 1-for-3, 2B, RBI, R |
| Jakob Goldfarb | RF | 2/13/15 | at Hawaii | 1-for-4, HR, 2RBI, R |
| Jack Kruger | C | 2/14/14 | at Hawaii | 0-for-4, R |
| Josh Graham | C | 2/15/13 | at Hawaii | 0-for-2, HBP |
| Shaun Chase | LF | 2/17/12 | at Hawaii | 1-for-4, R |
| Thomas Walker | 3B | 2/17/12 | at Hawaii | 2-for-4 |
| Ryon Healy | DH | 2/18/11 | at Hawaii | 0-for-4 |
| Connor Hofmann | LF | 2/18/11 | at Hawaii | 2-for-4, RBI, R |
| Aaron Jones | RF | 2/18/11 | at Hawaii | 2-for-4 |
| Tyler Kuresa | 1B | 2/18/11 | at Hawaii | 0-for-4 |
| J.J. Altobelli | 3B | 2/19/10 | at Cal State Fullerton | 2-for-4, RBI, R |
| Ryan Hambright | 1B | 2/19/10 | at Cal State Fullerton | 1-for-4, 2R, BB |
| Jack Marder | RF | 2/19/10 | at Cal State Fullerton | 0-for-3, R, BB |
| Dylan Gavin | 3B | 2/20/09 | at Saint Mary's | 0-for-4 |
| Danny Pulfer | 2B | 2/20/09 | at Saint Mary's | 1-for-4, R |
| K.C. Serna | SS | 2/20/09 | at Saint Mary's | 2-for-5, 2B, 2RBI, R |

average. Nogosek pitched for the U.S. National Team last summer and finished with a 1.69 ERA in six appearances. He struck out 11 and walked just one in 10.2 innings pitched, while holding opponents to a .200 batting average.

Krook (San Mateo, Calif. / St. Ignatius HS) was named to the team despite missing the entire 2015 season after injuring his elbow and having Tommy John surgery. The 6-foot-3 left-handed pitcher was Oregon's Saturday starter in 2014 before suffering the injury at Washington on April 5 which forced him to also miss the remainder of that season. Before being sidelined, Krook compiled a 2-1 record with a 1.79 ERA in eight starts. He struck out 60 batters in 45.1 innings pitched, while holding opposing hitters to a .148 average. The Ducks' sophomore was a first round pick (35th overall by the Miami Marlins) in the 2014 Major League Baseball draft. He claimed first-team freshman All-America honors following the 2014 season despite missing the final two months. He redshirted last year.

Five Ducks on D1Baseball.com's list of college baseball's top prospects: Two Duck juniors and three sophomores made D1Baseball.com's list of top college draft prospects heading into the 2016 season. **SO LHP Matt Krook** (13), **JR LHP Cole Irvin** (58), and **JR RHP Stephen Nogosek** (112) all were ranked on the website's list of top 300 prospects in the 2016 MLB Draft, while **SO LHP David Peterson** (10) and **SO C Tim Susnara** (61) were listed as one of the top 100 prospects for the 2017 MLB Draft. On the Pac-12 Conference breakdown of prospects, Krook was second, Irvin seventh and Nogosek 12th for this year's draft, while Peterson was third and Susnara was 10th for next year's draft.

Ducks picked fourth in preseason Pac-12 Coaches' Poll: The Oregon Ducks are picked to finish fourth in the 2016 Pac-12 Preseason Baseball Coaches' Poll. UO received 71 points behind only Oregon State, UCLA and California. The Ducks won 38 games in 2015 before ending their season at the Springfield (Mo.) Regional in the NCAA Tournament. Oregon returns seven starting position players off the 2015 team, and another starter off the 2014 squad who missed last season with an injury.

The Ducks, who lost closer **Garrett Cleavinger** (6-2, 9 saves, 37 appearances in 2015), should have a solid back end of the bullpen with the return of **JR RHP Stephen Nogosek** (6-3, 2.02 ERA, 39 appearances) and **JR RHP Cooper Stiles** (3-1, 3.56 ERA, 1 save in 26 appearances) off of last year's team. Nogosek has made 54 appearances out of the bullpen during his first two seasons at Oregon and is expected to move into the closer role after playing for the Collegiate National Team last summer. The Ducks also return **SR RHP Jack Karraker** and **SO RHP Brac Warren** off of the 2015 team.

SR OF/1B Phil Craig-St. Louis, **SR 3B Matt Eureste** and **SR OF Nick Catalano** return to lead the team along with **JR OF Austin Grebeck**, **JR INF Mark Karaviotis**, **SO OF/1B A.J. Balta**, **SO OF Jakob Goldfarb** and **SO C Tim Susnara**. **Craig-St. Louis** batted .296 last season with two home runs and 38 RBI, while **Karaviotis** started 55 games at shortstop while hitting .270.

Ducks 26-17 all-time against ranked teams at PK Park: The Ducks have continued their success against ranked teams at PK Park this season with three wins in five games against nationally-ranked clubs. Oregon's latest win came on April 27 when the Ducks handed No. 18 Oregon State a 7-6 loss in a nonconference Civil War game. UO also have wins over then-No. 9 California when the Bears visited Eugene April 8-10. The Ducks won two of three against the Golden Bears. It was the second straight series win against a ranked team in the last two seasons at PK Park for Oregon. The Ducks won the series over No. 2 UCLA to finish the 2015 regular season. On April 18, Oregon dropped an 11-10 decision to then-No. 22 Oregon State, but the Ducks have had success against ranked teams during the seven-plus seasons playing in the park. The Ducks have played 43 games against teams ranked in the *Baseball America* top-25 and compiled an impressive 26-17 record in those games.

Ducks schedule features 21 games against seven teams ranked in preseason polls: Once again Oregon heads into the season with a tough schedule. The Ducks will play 21 games against teams ranked in one of the six major college baseball polls, including 17 against teams ranked in the top 12 in at least one of the major polls. The Ducks play five games against Civil War rival Oregon State, with the Beavers ranking as high as fifth and no lower than eighth in the six polls. UO will host a three-game series against California with the Bears ranking in the top 10 in four of the polls, including a high of eighth in both the *Baseball America* and Perfect Game polls. The Ducks will travel to play defending Pac-12 champion UCLA in a three-game set with the Bruins heading into the season ranked between eighth and 10th in all six polls. Oregon's first series against a team ranked in the top 25 of the preseason polls comes when it travels to Mississippi State during the season's fourth weekend. The Bulldogs are ranked as high as 11th and as low as 20th. USC will travel to Eugene for three games in mid-April and the Trojans head into the season ranked in four of the six polls with D1Baseball.com ranking them the highest at 12th. Oregon visits Notre Dame, who is ranked 24th by Perfect Game and 27th by Collegiate Baseball, for a single game on March 31. The Ducks opening weekend opponent, San Diego State, is 36th in Collegiate Baseball's top 40 preseason ranking.

Ducks will play 19 TV games: The Ducks will make 19 appearances on television during the 2016 regular season. Seven of the team's 27 games at PK Park will be broadcast by the Pac-12 Networks while six of the Ducks' 10 Pac-12 series will have at least two of the three games televised. The Pac-12 Networks will broadcast two of the three games at PK Park against Utah (March 18 & 20), the three-game series at Washington (March 24-26), the three-game set at UCLA (April 21-23), all three games against Arizona (May 20-22) and the three-game season-ending series at Stanford (May 26-28). Oregon's three-game conference series at Oregon State (May 13-15) will also be broadcast with ESPNU televising the Friday and Saturday games, while the Pac-12 Networks will broadcast the series finale. In all, five Civil War games against Oregon State will be televised with the Pac-12 Networks broadcasting non-conference games in Eugene on April 18 and April 22.

2016 Starting Lineup By Position

Pitcher

| | |
|-----------------|----|
| Cole Irvin | 11 |
| Matt Kroon | 10 |
| David Peterson | 9 |
| Kyle Robeniol | 4 |
| Isaiah Carranza | 2 |
| Cole Stringer | 2 |
| Matt Mercer | 1 |

Catcher

| | |
|--------------|----|
| Tim Susnara | 27 |
| Slade Heggen | 12 |

First Base

| | |
|----------------------|----|
| Kyle Kasser | 14 |
| Phil Craig-St. Louis | 12 |
| Tim Susnara | 10 |
| Matt Kroon | 2 |
| A.J. Balta | 1 |

Second Base

| | |
|------------------|----|
| Daniel Patzlaff | 29 |
| Carson Breshears | 9 |
| Kyle Kasser | 1 |

Shortstop

| | |
|---------------|----|
| Travis Moniot | 39 |
|---------------|----|

Third Base

| | |
|-----------------|----|
| Matt Kroon | 18 |
| Kyle Kasser | 10 |
| Daniel Patzlaff | 6 |
| Mark Karaviotis | 3 |
| Matt Eureste | 2 |

Left Field

| | |
|----------------------|----|
| A.J. Balta | 31 |
| Jake Bennett | 5 |
| Nick Catalano | 2 |
| Phil Craig-St. Louis | 1 |

Center Field

| | |
|----------------|----|
| Austin Grebeck | 39 |
|----------------|----|

Right Field

| | |
|----------------|----|
| Jakob Goldfarb | 19 |
| Jake Bennett | 14 |
| Nick Catalano | 5 |
| A.J. Balta | 1 |

Designated Hitter

| | |
|----------------------|----|
| Steven Packard | 31 |
| Jake Bennett | 5 |
| Nick Catalano | 1 |
| Phil Craig-St. Louis | 1 |
| Mark Karaviotis | 1 |

Starts:

| Name | 2016 | Career |
|----------------------|------|--------|
| Steven Packard | 31 | 119 |
| Austin Grebeck | 39 | 113 |
| Mark Karaviotis | 4 | 110 |
| A.J. Balta | 33 | 87 |
| Nick Catalano | 8 | 84 |
| Phil Craig-St. Louis | 14 | 75 |
| Tim Susnara | 37 | 73 |
| Daniel Patzlaff | 34 | 67 |
| Jakob Goldfarb | 19 | 63 |
| Matt Eureste | 2 | 45 |
| Travis Moniot | 39 | 39 |
| Kyle Kasser | 25 | 26 |
| Jake Bennett | 24 | 24 |
| Matt Kroon | 19 | 19 |
| Slade Heggen | 12 | 12 |
| Carson Breshears | 9 | 9 |

Consecutive Starts:

| Name: | 2016 | Total |
|-----------------|------|-------|
| Austin Grebeck | 39 | 42 |
| Travis Moniot | 39 | 39 |
| Tim Susnara | 30 | 30 |
| Jake Bennett | 23 | 23 |
| Kyle Kasser | 23 | 23 |
| Daniel Patzlaff | 16 | 16 |
| A.J. Balta | 3 | 3 |
| Nick Catalano | 2 | 2 |
| Slade Heggen | 2 | 2 |

PROBABLE STARTING LINEUP

| Position-Player | AVG | HR | RBI | NOTES |
|-----------------------|------|----|-----|---|
| C- Slade Heggen | .233 | 0 | 2 | 2-for-3 w/ 2 RBI, 2 R vs. WSU on Sunday |
| 1B-Tim Susnara | .254 | 1 | 10 | Second on team in hits (32) & on-base (.373) |
| 2B-Daniel Patzlaff | .265 | 0 | 15 | Leads Ducks in hitting; .369 OBP |
| (or) Carson Breshears | .133 | 0 | 2 | First 2 career RBI vs. WSU on Saturday |
| 3B-Kyle Kasser | .284 | 0 | 13 | .330 slugging, .388 OBP in 34 games (24 starts) |
| SS-Travis Moniot | .190 | 5 | 12 | Tied UO freshman record with 5th HR on Saturday |
| LF-A.J. Balta | .207 | 7 | 32 | Leads team in HR, RBI, slugging (.438) and total bases (53) |
| CF-Austin Grebeck | .243 | 1 | 9 | Leads team with 39 runs scored and a .388 OBP |
| RF-Jake Bennett | .333 | 0 | 20 | Slugging .393 w/ a .414 OBP; 23 straight starts |
| (or) Nick Catalano | .275 | 0 | 10 | .353 (6-for-17) w/ 2B, 3 RBI, 4 R in last 10 games |
| DH-Steven Packard | .232 | 4 | 27 | Tied for team-lead with 8 doubles; slugging .429 |

| Starting Pitchers | W-L | ERA | IP/K | NOTES |
|---------------------|-----|------|---------|---|
| LHP-Cole Irvin | 4-4 | 3.58 | 75.1/73 | 6-hit shutout with career-high 13 Ks vs. WSU Saturday |
| LHP-David Peterson | 3-3 | 3.08 | 49.2/46 | Has allowed just six extra-base hits in 49.2 IP |
| LHP-Matt Kroon | 3-3 | 4.70 | 44.0/56 | Holding opponents to a .199 batting average |
| RHP-Matt Mercer | 0-0 | 5.17 | 15.2/15 | 5.1 scoreless innings of relief vs. WSU on Friday |
| LHP-Cole Stringer | 2-0 | 3.38 | 13.1/11 | W, 7.0 IP, 7 H, 2 ER, 2 K vs. San Diego on Monday |
| LHP-Kyle Robeniol | 3-2 | 6.84 | 25.0/19 | .353 (6-for-17) w/ 2B, 3 RBI, 4 R in last 10 games |
| RHP-Isaiah Carranza | 1-1 | 4.67 | 27.0/11 | Third on team with 14 appearances |

| Relievers | W-L | ERA | APP | NOTES |
|---------------------|-----|------|-----|--|
| RHP-Stephen Nogosek | 2-1 | 0.96 | 21 | 11 saves; Opponents batting just .173 against |
| RHP-Brac Warren | 0-1 | 2.45 | 16 | 22 strikeouts in 18.1 IP |
| RHP-Cooper Stiles | 1-2 | 3.95 | 11 | 5.1 IP, 3 H, 1 ER, 2 K in 2 games at UCLA |
| RHP-Parker Kelly | 0-0 | 4.30 | 10 | 1.2 scoreless IP vs. Oregon State on 4/27 |
| RHP-Jack Karraker | 0-0 | 6.14 | 9 | 9 strikeouts in 7.1 IP |
| RHP-Jacob Bennett | 2-0 | 3.86 | 7 | 2.0 IP, 0 H, 0 ER, 0 BB, 3 K in relief at UW on 3/25 |
| RHP-Connor Zwetsch | 0-0 | 0.00 | 2 | One scoreless inning vs. OSU on Wednesday |
| RHP-Noah Kronfly | -- | -- | -- | Has yet to make an appearance in a Duck uniform |
| RHP-McKinley LeFore | -- | -- | -- | Has yet to make an appearance in a Duck uniform |

Horton to manage 2016 Collegiate National Team; Karraker will serve as bullpen coach: USA Baseball announced the 2016 Collegiate National Team coaching staff, including the naming of **George Horton** as manager. Horton will take charge of the Collegiate National Team for the first time in his career after serving as an assistant coach in 2012. Horton is entering his eighth season as the head coach at the University of Oregon where he holds a 261-169-1 overall record, including a school-record 48-win season in 2013. Horton has led the Ducks to the NCAA Regionals the last four years and five times in seven seasons. He was named the Field Turf NCAA Division I Coach of the Year in 2012 and was an assistant coach on the 2012 USA Baseball Collegiate National Team. Prior to taking over at Oregon, Horton spent 11 seasons at Cal State Fullerton and led the Titans to a National Championship in 2004. He has taken his teams to the College World Series six times, was named the National Coach of the Year by Baseball America in 2003, and has seen 120 of his players selected in the Major League Baseball First-Year Player Draft. Rounding out the 2016 Collegiate National Team coaching staff is bullpen coach **Mitch Karraker**, who has been a part of the Oregon baseball program since 2009. He was a catcher for the Ducks from 2009-2011 and coached the Klamath Falls Gems in the West Coast Summer League for two seasons.

Home Run Breakdown

CAREER

HOME RUNS

| | |
|----------------------|----|
| A.J. Balta | 10 |
| Steven Packard | 7 |
| Phil Craig-St. Louis | 5 |
| Travis Moniot | 5 |
| Jakob Goldfarb | 3 |
| Nick Catalano | 2 |
| Austin Grebeck | 2 |
| Matt Eureste | 1 |
| Mark Karaviotis | 1 |
| Tim Susnara | 1 |

TIED GAME OR GO AHEAD RUN

| | |
|----------------------|---|
| A.J. Balta | 3 |
| Phil Craig-St. Louis | 2 |
| Steven Packard | 2 |
| Nick Catalano | 1 |
| Matt Eureste | 1 |
| Jakob Goldfarb | 1 |
| Austin Grebeck | 1 |
| Mark Karaviotis | 1 |
| Travis Moniot | 1 |

SOLO HOME RUNS

| | |
|----------------------|---|
| Travis Moniot | 4 |
| A.J. Balta | 2 |
| Phil Craig-St. Louis | 2 |
| Jakob Goldfarb | 2 |
| Austin Grebeck | 2 |
| Steven Packard | 2 |
| Nick Catalano | 1 |
| Matt Eureste | 1 |
| Tim Susnara | 1 |

2-RUN HOME RUNS

| | |
|----------------------|---|
| A.J. Balta | 5 |
| Steven Packard | 4 |
| Phil Craig-St. Louis | 2 |
| Nick Catalano | 1 |
| Matt Eureste | 1 |

3-RUN HOME RUNS

| | |
|----------------------|---|
| A.J. Balta | 2 |
| Phil Craig-St. Louis | 1 |
| Mark Karaviotis | 1 |
| Travis Moniot | 1 |

GRAND SLAMS

| | |
|----------------|---|
| A.J. Balta | 1 |
| Steven Packard | 1 |

WITH NO OUTS

| | |
|----------------|---|
| Travis Moniot | 5 |
| Steven Packard | 3 |
| A.J. Balta | 1 |
| Matt Eureste | 1 |
| Jakob Goldfarb | 1 |
| Austin Grebeck | 1 |

WITH 1 OUT

| | |
|----------------------|---|
| Phil Craig-St. Louis | 4 |
| A.J. Balta | 2 |
| Nick Catalano | 1 |
| Austin Grebeck | 1 |
| Mark Karaviotis | 1 |

WITH 2 OUTS

| | |
|----------------------|---|
| A.J. Balta | 7 |
| Steven Packard | 4 |
| Jakob Goldfarb | 2 |
| Nick Catalano | 1 |
| Phil Craig-St. Louis | 1 |
| Tim Susnara | 1 |

WITH 0-0 COUNT

| | |
|----------------|---|
| A.J. Balta | 4 |
| Travis Moniot | 2 |
| Jakob Goldfarb | 1 |

WITH 1-0 COUNT

| | |
|----------------------|---|
| Phil Craig-St. Louis | 2 |
| A.J. Balta | 1 |
| Austin Grebeck | 1 |
| Travis Moniot | 1 |

WITH 0-1 COUNT

| | |
|----------------------|---|
| Phil Craig-St. Louis | 1 |
| Matt Eureste | 1 |
| Steven Packard | 1 |

WITH 1-0 COUNT

| | |
|-------------|---|
| Tim Susnara | 1 |
|-------------|---|

WITH 1-1 COUNT

| | |
|---------------|---|
| A.J. Balta | 1 |
| Travis Moniot | 1 |

WITH 2-0 COUNT

| | |
|-----------------|---|
| Mark Karaviotis | 1 |
|-----------------|---|

WITH 0-2 COUNT

| | |
|----------------------|---|
| A.J. Balta | 1 |
| Nick Catalano | 1 |
| Phil Craig-St. Louis | 1 |

WITH 2-1 COUNT

| | |
|----------------------|---|
| Steven Packard | 2 |
| Phil Craig-St. Louis | 1 |
| Jakob Goldfarb | 1 |
| Travis Moniot | 1 |

WITH 1-2 COUNT

| | |
|----------------|---|
| Austin Grebeck | 1 |
| Nick Catalano | 1 |

WITH 2-2 COUNT

| | |
|----------------|---|
| A.J. Balta | 1 |
| Steven Packard | 1 |

WITH 3-1 COUNT

| | |
|------------|---|
| A.J. Balta | 1 |
|------------|---|

WITH 3-2 COUNT

| | |
|----------------|---|
| Steven Packard | 2 |
| A.J. Balta | 1 |
| Jakob Goldfarb | 1 |

2016

HOME RUNS

| | |
|----------------------|---|
| A.J. Balta | 7 |
| Travis Moniot | 5 |
| Steven Packard | 4 |
| Phil Craig-St. Louis | 3 |
| Jakob Goldfarb | 1 |
| Austin Grebeck | 1 |
| Tim Susnara | 1 |

SOLO HOME RUNS

| | |
|----------------------|---|
| Travis Moniot | 4 |
| A.J. Balta | 2 |
| Phil Craig-St. Louis | 2 |
| Jakob Goldfarb | 1 |
| Austin Grebeck | 1 |
| Steven Packard | 1 |
| Tim Susnara | 1 |

2-RUN HOME RUNS

| | |
|----------------------|---|
| A.J. Balta | 3 |
| Steven Packard | 2 |
| Phil Craig-St. Louis | 2 |

3-RUN HOME RUNS

| | |
|---------------|---|
| A.J. Balta | 2 |
| Travis Moniot | 1 |

GRAND SLAM

| | |
|----------------|---|
| Steven Packard | 1 |
|----------------|---|

WITH NO OUTS

| | |
|----------------|---|
| Travis Moniot | 5 |
| A.J. Balta | 1 |
| Austin Grebeck | 1 |
| Steven Packard | 1 |

WITH 1 OUT

| | |
|----------------------|---|
| Phil Craig-St. Louis | 2 |
| A.J. Balta | 1 |

WITH 2 OUTS

| | |
|----------------------|---|
| A.J. Balta | 5 |
| Steven Packard | 3 |
| Phil Craig-St. Louis | 1 |
| Jakob Goldfarb | 1 |
| Tim Susnara | 1 |

TIED OR GO-AHEAD RUN

| | |
|----------------|---|
| A.J. Balta | 4 |
| Steven Packard | 2 |
| Austin Grebeck | 1 |
| Travis Moniot | 1 |
| Tim Susnara | 1 |

WITH 0-0 COUNT

| | |
|---------------|---|
| A.J. Balta | 4 |
| Travis Moniot | 2 |

WITH 1-0 COUNT

| | |
|----------------------|---|
| Phil Craig-St. Louis | 1 |
| Travis Moniot | 1 |
| Tim Susnara | 1 |

Record When Ranked (168-79)

| DATE | RANK | OPPONENT | RESULT |
|---------------------|------|------------------------|--------------|
| 2016 (9-7) | | | |
| 2/19 | #14 | at San Diego State | W, 8-2 |
| 2/20 | #14 | at San Diego State | W, 10-5 |
| 2/21 | #14 | at San Diego State | W, 4-3 |
| 2/25 | #12 | Illinois State | W, 8-5 |
| 2/26 | #12 | Illinois State | W, 4-2 |
| 2/27 | #12 | Illinois State | L, 3-2 |
| 2/28 | #12 | Illinois State | W, 3-1 |
| 3/4 | #11 | UC Santa Barbara | W, 13-1 |
| 3/5 | #11 | UC Santa Barbara | (14) L, 1-0 |
| 3/6 | #11 | UC Santa Barbara | W, 3-1 |
| 3/11 | #11 | Mississippi State | L, 10-4 |
| 3/12 | #11 | Mississippi State | L, 9-3 |
| 3/13 | #11 | Mississippi State | L, 5-2 |
| 3/18 | #19 | Utah | L, 4-1 |
| 3/19 | #19 | Utah | W, 9-5 |
| 3/20 | #19 | Utah | L, 2-0 |
| 2015 (17-11) | | | |
| 2/13 | #20 | at Hawaii | W, 12-0 |
| 2/14 | #20 | at Hawaii | W, 3-2 |
| 2/15 | #20 | at Hawaii | L, 10-1 |
| 2/16 | #20 | at Hawaii | W, 3-2 |
| 2/19 | #20 | New Mexico State | W, 3-1 |
| 2/20 | #20 | New Mexico State | W, 11-3 |
| 2/21 | #20 | New Mexico State | W, 22-7 |
| 2/22 | #20 | New Mexico State | W, 6-3 |
| 2/24 | #20 | Portland | W, 8-2 |
| 2/27 | #20 | at UC Santa Barbara | W, 5-1 |
| 2/28 | #20 | at UC Santa Barbara | W, 11-3 |
| 3/1 | #20 | at UC Santa Barbara | L, 1-0 |
| 3/6 | #19 | St. John's | (12) W, 4-3 |
| 3/7 | #19 | St. John's | W, 7-2 |
| 3/8 | #19 | St. John's | W, 8-6 |
| 3/10 | #8 | San Francisco | L, 4-1 |
| 3/11 | #8 | San Francisco | L, 8-2 |
| 3/13 | #8 | at California | L, 9-3 |
| 3/14 | #8 | at California | L, 6-2 |
| 3/15 | #8 | at California | W, 4-2 |
| 3/20 | #15 | Arizona State | (10) L, 7-6 |
| 3/21 | #15 | Arizona State | L, 2-1 |
| 3/22 | #15 | Arizona State | W, 5-1 |
| 3/24 | #22 | at UC Riverside | (13) W, 10-7 |
| 3/25 | #22 | at UC Riverside | W, 12-3 |
| 3/27 | #22 | at Arizona | L, 7-2 |
| 3/28 | #22 | at Arizona | L, 9-5 |
| 3/29 | #22 | at Arizona | L, 13-4 |
| 2014 (31-13) | | | |
| 2/14 | #11 | at Hawaii | W, 3-2 |
| 2/15 | #11 | at Hawaii | W, 10-5 |
| 2/16 | #11 | at Hawaii | (10) W, 6-5 |
| 2/17 | #11 | at Hawaii | W, 10-2 |
| 2/21 | #11 | at Loyola Marymount | W, 12-2 |
| 2/22 | #11 | at Loyola Marymount | W, 5-3 |
| 2/23 | #11 | at Loyola Marymount | W, 4-3 |
| 2/25 | #9 | Portland | W, 8-2 |
| 2/28 | #9 | #5 Cal State Fullerton | L, 9-2 |
| 3/1 | #9 | #5 Cal State Fullerton | L, 3-2 |
| 3/2 | #9 | #5 Cal State Fullerton | L, 5-4 |
| 3/4 | #14 | Seattle | W, 10-2 |
| 3/4 | #14 | Seattle | W, 4-3 |
| 3/7 | #14 | Ohio State | W, 8-2 |
| 3/8 | #14 | Ohio State | L, 5-0 |
| 3/9 | #14 | Ohio State | W, 20-4 |
| 3/14 | #12 | USC | L, 3-2 |
| 3/15 | #12 | USC | W, 7-2 |
| 3/16 | #12 | USC | W, 7-2 |
| 3/21 | #12 | Utah | W, 1-0 |
| 3/22 | #12 | Utah | W, 4-1 |
| 3/23 | #12 | Utah | W, 3-1 |
| 3/25 | #11 | at San Francisco | L, 8-4 |
| 3/26 | #11 | at San Francisco | W, 12-5 |
| 3/28 | #11 | at Stanford | L, 6-3 |
| 3/28 | #11 | at Stanford | (11) L, 2-1 |
| 3/30 | #11 | at Stanford | W, 9-2 |
| 4/1 | #19 | at Gonzaga | W, 3-2 |
| 4/2 | #19 | at Gonzaga | W, 14-5 |
| 4/4 | #19 | at #14 Washington | W, 10-3 |
| 4/5 | #19 | at #14 Washington | L, 1-0 |
| 4/6 | #19 | at #14 Washington | (10) L, 5-4 |
| 4/8 | #25 | Portland | W, 15-10 |
| 4/9 | #25 | at Portland | W, 3-0 |
| 4/11 | #25 | UC Riverside | W, 7-2 |
| 4/12 | #25 | UC Riverside | W, 7-4 |
| 4/13 | #25 | UC Riverside | W, 6-5 |
| 4/14 | #23 | San Diego | W, 4-3 |

| DATE | RANK | OPPONENT | RESULT |
|----------------------|------|-------------------------|-------------|
| 4/17 | #23 | Washington State | W, 11-1 |
| 4/18 | #23 | Washington State | W, 6-3 |
| 4/19 | #23 | Washington State | W, 2-1 |
| 4/25 | #19 | at #5 Oregon State | L, 3-1 |
| 4/26 | #19 | at #5 Oregon State | L, 4-2 |
| 4/27 | #19 | at #5 Oregon State | L, 7-1 |
| 2013 (48-15) | | | |
| 2/15 | #15 | at Hawaii | W, 3-0 |
| 2/16 | #15 | at Hawaii | W, 5-4 |
| 2/17 | #15 | at Hawaii | W, 9-5 |
| 2/18 | #14 | at Hawaii | W, 4-2 |
| 2/22 | #14 | Loyola Marymount | L, 7-2 |
| 2/23 | #14 | Loyola Marymount | W, 6-1 |
| 2/24 | #14 | Loyola Marymount | W, 6-1 |
| 2/26 | #14 | Portland | W, 3-1 |
| 3/1 | #14 | at Cal State Fullerton | L, 8-2 |
| 3/2 | #14 | at Cal State Fullerton | L, 5-2 |
| 3/3 | #14 | at Cal State Fullerton | W, 9-1 |
| 3/4 | #15 | at Cal State Northridge | W, 12-4 |
| 3/5 | #15 | at Cal State Northridge | W, 4-1 |
| 3/8 | #15 | Vanderbilt | L, 4-1 |
| 3/9 | #15 | Vanderbilt | L, 4-2 |
| 3/10 | #15 | Vanderbilt | W, 7-5 |
| 3/12 | #16 | Texas State | W, 4-3 |
| 3/13 | #16 | Texas State | W, 10-4 |
| 3/15 | #16 | at USC | W, 5-2 |
| 3/16 | #16 | at USC | W, 8-4 |
| 3/17 | #16 | at USC | L, 5-3 |
| 3/22 | #13 | Arizona | W, 2-1 |
| 3/23 | #13 | Arizona | W, 5-1 |
| 3/24 | #13 | Arizona | W, 7-6 |
| 3/26 | #12 | Portland | W, 5-1 |
| 3/28 | #12 | Washington | (10) W, 5-3 |
| 3/29 | #12 | Washington | W, 1-0 |
| 3/30 | #12 | Washington | W, 6-0 |
| 4/5 | #11 | at Arizona State | (11) L, 6-5 |
| 4/6 | #11 | at Arizona State | L, 14-9 |
| 4/7 | #11 | at Arizona State | W, 16-3 |
| 4/9 | #16 | at Oregon State | W, 6-3 |
| 4/12 | #16 | at California | W, 3-2 |
| 4/13 | #16 | at California | W, 10-4 |
| 4/14 | #16 | at California | W, 5-4 |
| 4/16 | #10 | at Portland | W, 4-1 |
| 4/19 | #10 | UCLA | L, 1-0 |
| 4/20 | #10 | UCLA | L, 1-0 |
| 4/21 | #10 | UCLA | W, 5-3 |
| 4/23 | #13 | at Portland | W, 11-7 |
| 4/26 | #13 | Stanford | W, 2-1 |
| 4/27 | #13 | Stanford | W, 6-4 |
| 4/28 | #13 | Stanford | W, 4-3 |
| 4/29 | #11 | at Seattle | W, 12-7 |
| 5/1 | #11 | at Seattle | L, 3-2 |
| 5/3 | #11 | at Washington State | W, 5-3 |
| 5/4 | #11 | at Washington State | W, 6-3 |
| 5/5 | #11 | at Washington State | (11) W, 4-3 |
| 5/11 | #10 | at Ohio State | (11) W, 3-1 |
| 5/11 | #10 | at Ohio State | W, 4-0 |
| 5/12 | #10 | at Ohio State | W, 1-0 |
| 5/14 | #10 | Gonzaga | W, 4-3 |
| 5/15 | #10 | Gonzaga | W, 4-1 |
| 5/17 | #10 | Oregon State | W, 3-0 |
| 5/18 | #10 | Oregon State | L, 9-0 |
| 5/19 | #10 | Oregon State | L, 12-2 |
| 5/24 | #11 | at Utah | W, 6-2 |
| 5/25 | #11 | at Utah | W, 6-2 |
| 5/26 | #11 | at Utah | L, 10-3 |
| NCAA Regional | | | |
| 5/31 | #9 | South Dakota State | W, 3-2 |
| 6/1 | #9 | Rice | L, 1-0 |
| 6/2 | #9 | San Francisco | W, 6-1 |
| 6/2 | #9 | Rice | W, 11-0 |
| 6/3 | #9 | Rice | L, 11-4 |
| 2012 (39-18) | | | |
| 2/2 | #18 | Long Beach State | W, 5-4 |
| 2/3 | #18 | Long Beach State | (13) W, 3-2 |
| 2/4 | #18 | Long Beach State | W, 8-7 |
| 3/9 | #17 | Illinois | L, 2-1 |
| 3/10 | #17 | West Virginia | (8) W, 12-0 |
| 3/10 | #17 | Oklahoma | L, 3-2 |
| 3/11 | #17 | Connecticut | W, 4-0 |
| 3/16 | #17 | at Washington | L, 8-3 |
| 3/17 | #17 | at Washington | (13) L, 5-0 |
| 3/18 | #17 | at Washington | W, 3-2 |
| 3/23 | #24 | Utah | W, 3-1 |
| 3/24 | #24 | Utah | W, 5-3 |
| 3/25 | #24 | Utah | L, 4-3 |

| DATE | RANK | OPPONENT | RESULT |
|----------------------------|------|----------------------|---------------|
| 3/27 | #23 | at Texas State | L, 11-3 |
| 3/28 | #23 | at Texas State | L, 7-6 |
| 3/31 | #23 | Arizona State | W, 1-0 |
| 3/31 | #23 | Arizona State | W, 3-1 |
| 4/1 | #23 | Arizona State | W, 4-3 |
| 4/5 | #22 | at UCLA | W, 6-2 |
| 4/6 | #22 | at UCLA | W, 8-3 |
| 4/7 | #22 | at UCLA | L, 8-6 |
| 4/9 | #16 | San Francisco | W, 4-2 |
| 4/10 | #16 | San Francisco | W, 4-1 |
| 4/13 | #16 | at Stanford | W, 4-2 |
| 4/14 | #16 | at Stanford | W, 5-0 |
| 4/15 | #16 | at Stanford | L, 4-2 |
| 4/16 | #8 | Arkansas Pine Bluff | W, 3-2 |
| 4/18 | #8 | vs. Portland | W, 3-0 |
| 4/20 | #8 | Washington State | W, 6-2 |
| 4/21 | #8 | Washington State | L, 8-3 |
| 4/22 | #8 | Washington State | L, 10-6 |
| 4/24 | #10 | Oregon State | L, 7-1 |
| 4/27 | #10 | California | W, 4-1 |
| 4/28 | #10 | California | W, 3-2 |
| 4/29 | #10 | California | W, 7-1 |
| 5/1 | #10 | at Gonzaga | W, 3-2 |
| 5/2 | #10 | at Gonzaga | W, 8-7 |
| 5/4 | #10 | at Arizona | W, 6-1 |
| 5/5 | #10 | at Arizona | L, 12-6 |
| 5/6 | #10 | at Arizona | W, 3-1 |
| 5/8 | #9 | Oregon State | W, 3-2 |
| 5/12 | #9 | USC | W, 4-3 |
| 5/13 | #9 | USC | W, 4-2 |
| 5/14 | #6 | USC | W, 6-3 |
| 5/18 | #6 | Seattle | W, 6-0 |
| 5/19 | #6 | Seattle | W, 5-4 |
| 5/20 | #6 | Seattle | W, 6-1 |
| 5/23 | #5 | Portland | W, 2-1 |
| 5/25 | #5 | at Oregon State | L, 7-3 |
| 5/26 | #5 | at Oregon State | L, 3-2 |
| 5/27 | #5 | at Oregon State | L, 5-0 |
| NCAA Regional | | | |
| 6/1 | #10 | Austin Peay | W, 6-5 |
| 6/2 | #10 | Cal State Fullerton | W, 7-5 |
| 6/3 | #10 | Austin Peay | W, 8-1 |
| NCAA Super Regional | | | |
| 6/9 | #10 | Kent State | L, 7-6 |
| 6/10 | #10 | Kent State | W, 3-2 |
| 6/11 | #10 | Kent State | L, 3-2 |
| 2011 (6-5) | | | |
| 2/18 | #14 | at Hawaii | L, 4-3 |
| 2/19 | #14 | at Hawaii | W, 11-10 |
| 2/20 | #14 | at Hawaii | W, 4-0 |
| 2/21 | #14 | at Hawaii | (8) W, 4-3 |
| 2/25 | #15 | St. Mary's | L, 3-2 |
| 2/26 | #15 | St. Mary's | W, 3-0 |
| 2/27 | #15 | St. Mary's | W, 3-2 |
| 3/1 | #15 | Portland | L, 5-3 |
| 3/4 | #15 | at Long Beach State | W, 5-0 |
| 3/5 | #15 | at Long Beach State | (12) L, 7-6 |
| 3/6 | #15 | at Long Beach State | L, 4-1 |
| 2010 (15-10) | | | |
| 4/20 | #18 | at Gonzaga | W, 7-2 |
| 4/21 | #18 | at Gonzaga | (8) W, 19-10 |
| 4/23 | #18 | USC | W, 12-2 |
| 4/24 | #18 | USC | (10) L, 5-4 |
| 4/25 | #18 | USC | W, 8-2 |
| 4/27 | #17 | Oregon State | W, 9-4 |
| 4/30 | #17 | Washington State | L, 3-2 |
| 5/1 | #17 | Washington State | W, 6-0 |
| 5/2 | #17 | Washington State | W, 6-1 |
| 5/4 | #15 | Portland | L, 3-1 |
| 5/7 | #15 | at Oregon State | (10) L, 2-1 |
| 5/8 | #15 | at Oregon State | (11) L, 4-3 |
| 5/9 | #15 | at Oregon State | L, 6-5 |
| 5/11 | #22 | San Diego | W, 13-4 |
| 5/14 | #22 | East Tennessee State | W, 5-0 |
| 5/15 | #22 | East Tennessee State | W, 7-6 |
| 5/16 | #22 | East Tennessee State | W, 17-7 |
| 5/18 | #22 | at Portland | W, 4-2 |
| 5/21 | #22 | at Washington | (11) L, 13-11 |
| 5/22 | #22 | at Washington | W, 5-2 |
| 5/23 | #22 | at Washington | W, 5-2 |
| 5/26 | #21 | at Oregon State | L, 2-1 |
| 5/28 | #21 | California | L, 4-3 |
| 5/29 | #21 | California | L, 13-3 |
| 5/30 | #21 | California | W, 6-5 |

OREGON IMG SPORTS NETWORK - RADIO

| | |
|---------------|-------------------------|
| Eugene | KUJZ (95.3FM) |
| | KSCR (1320AM) |
| Klamath Falls | KRJW (1240AM) |
| Medford | KCMX (880AM) |
| Portland | KUJK (1360AM) |
| Roseburg | KQEN (1240AM) |
| TuneInRadio | App or TuneIn.com |

The entire Oregon Ducks baseball schedule will be carried in three Western Oregon cities in 2016, with two other cities broadcasting a portion of the schedule. KUJZ (95.3FM) and KSCR (1320AM) in Eugene are the flagship stations with KUJZ carrying all Ducks' games after the NCAA Basketball Tournament ends and KSCR broadcasting the games before the tournament's finale. In addition KFLS (1450AM) in Klamath Falls and KQEN (1240AM) in Roseburg will broadcast all Ducks' games. KUJK (1360AM) in Portland and KCMX (880AM) in Medford will both carry partial schedules.

| KUJK (Portland Schedule) (subject to change) | KCMX Medford Schedule (Subject to Change) |
|---|--|
| Feb. 20 @ San Diego State | Feb. 19 @ San Diego State |
| Feb. 28 Illinois State | Feb. 20 @ San Diego State |
| March 18 Utah* | Feb. 21 @ San Diego State |
| March 19 Utah* | Feb. 26 Illinois State |
| March 20 Utah* | Feb. 27 Illinois State |
| March 22 @ Seattle | Feb. 28 Illinois State |
| March 24 @ Washington* | March 4 UC Santa Barbara |
| March 25 @ Washington* | March 6 UC Santa Barbara |
| March 26 @ Washington* | March 13 @ Mississippi State |
| March 31 @ Notre Dame | March 18 Utah* |
| April 1 @ Michigan State | March 19 Utah* |
| April 2 @ Michigan State | March 20 Utah* |
| April 3 @ Michigan State | March 22 @ Seattle |
| April 6 Portland | March 24 @ Washington* |
| April 8 California* | March 25 @ Washington* |
| April 9 California* | March 26 @ Washington* |
| April 10 California* | April 2 @ Michigan State |
| April 13 vs. Portland | April 3 @ Michigan State |
| April 15 USC* | April 6 Portland |
| April 16 USC* | April 8 California* |
| April 17 USC* | April 9 California* |
| April 18 Oregon State | April 9 California* |
| April 21 @ UCLA* | April 10 California* |
| April 22 @ UCLA* | April 13 vs. Portland |
| April 23 @ UCLA* | April 15 USC* |
| April 27 Oregon State | April 16 USC* |
| April 29 Washington State* | April 17 USC* |
| April 30 Washington State* | April 18 Oregon State |
| May 2 vs. San Diego | April 21 @ UCLA* |
| May 6 @ Arizona State* | April 22 @ UCLA* |
| May 8 @ Arizona State* | April 23 @ UCLA* |
| May 13 @ Oregon State* | April 27 Oregon State |
| May 14 @ Oregon State* | April 29 Washington State* |
| May 15 @ Oregon State* | April 30 Washington State* |
| May 17 Portland | May 1 Washington State* |
| May 21 Arizona* | May 2 vs. San Diego |
| May 22 Arizona* | May 6 @ Arizona State* |
| May 23 Arizona* | May 7 @ Arizona State* |
| May 26 @ Stanford* | May 8 @ Arizona State* |
| May 27 @ Stanford* | May 13 @ Oregon State* |
| May 28 @ Stanford* | May 14 @ Oregon State* |
| June 3-6 NCAA Regionals | May 15 @ Oregon State* |
| June 10-13 NCAA Super Regionals | May 17 Portland |
| June 18-29 College World Series | May 20 Arizona* |
| * Pac-12 Game | May 21 Arizona* |
| | May 22 Arizona* |
| | May 23 Saint Mary's |
| | May 26 @ Stanford* |
| | May 27 @ Stanford* |
| | May 28 @ Stanford* |
| | June 3-6 NCAA Regionals |
| | June 10-13 NCAA Super Regionals |
| | June 18-29 College World Series |
| | *Pac-12 Game |

| 2016 Television Schedule | | | |
|---------------------------------|-----------|-----------------|-----------------|
| Date | Day | Opponent | Network |
| March 18 | Friday | Utah | Pac-12 Networks |
| March 20 | Sunday | Utah | Pac-12 Networks |
| March 24 | Thursday | at Washington | Pac-12 Networks |
| March 25 | Friday | at Washington | Pac-12 Networks |
| March 26 | Saturday | at Washington | Pac-12 Networks |
| April 18 | Monday | Oregon State | Pac-12 Networks |
| April 21 | Thursday | at UCLA | Pac-12 Networks |
| April 22 | Friday | at UCLA | Pac-12 Networks |
| April 23 | Saturday | at UCLA | Pac-12 Networks |
| April 27 | Wednesday | Oregon State | Pac-12 Networks |
| May 13 | Friday | at Oregon State | ESPNU |
| May 14 | Saturday | at Oregon State | ESPNU |
| May 15 | Sunday | at Oregon State | Pac-12 Networks |
| May 20 | Friday | Arizona | Pac-12 Networks |
| May 21 | Saturday | Arizona | Pac-12 Networks |
| May 22 | Sunday | Arizona | Pac-12 Networks |
| May 26 | Thursday | at Stanford | Pac-12 Networks |
| May 27 | Friday | at Stanford | Pac-12 Networks |
| May 28 | Saturday | at Stanford | Pac-12 Networks |

Record vs. Ranked Opponents (54-62)

| DATE | RANK | OPPONENT | RESULT | DATE | RANK | OPPONENT | RESULT |
|----------------------|------|------------------------|-------------|-----------------------|------|------------------------|-------------|
| 2016 (3-5) | | | | | | | |
| 3/11 | #24 | at Mississippi State | L, 10-4 | 3/31 | #14 | Arizona State | W, 3-1 |
| 3/12 | #24 | at Mississippi State | L, 9-3 | 4/1 | #14 | Arizona State | W, 4-3 |
| 3/13 | #24 | at Mississippi State | L, 5-2 | 4/5 | #5 | at UCLA | W, 6-2 |
| 4/8 | #9 | California | L, 12-2 | 4/6 | #5 | at UCLA | W, 8-3 |
| 4/9 | #9 | California | W, 4-3 | 4/7 | #5 | at UCLA | L, 8-6 |
| 4/10 | #9 | California | W, 11-5 | 4/13 | #6 | at Stanford | W, 4-2 |
| 4/18 | #22 | Oregon State | L, 11-10 | 4/14 | #6 | at Stanford | W, 5-0 |
| 4/27 | #18 | Oregon State | W, 7-6 | 4/15 | #6 | at Stanford | L, 4-2 |
| | | | | 5/4 | #11 | at Arizona | W, 6-1 |
| | | | | 5/5 | #11 | at Arizona | L, 12-6 |
| | | | | 5/6 | #11 | at Arizona | W, 3-1 |
| | | | | 5/8 | #23 | Oregon State | W, 3-2 |
| | | | | 5/25 | #23 | at Oregon State | L, 7-3 |
| | | | | 5/26 | #23 | at Oregon State | L, 3-2 |
| | | | | 5/27 | #23 | at Oregon State | L, 5-0 |
| 2015 (7-8) | | | | | | | |
| 2/27 | #22 | at UC Santa Barbara | W, 5-1 | NCAA Regional | | | |
| 2/28 | #22 | at UC Santa Barbara | W, 11-3 | 6/2 | #12 | Cal State Fullerton | W, 7-5 |
| 3/1 | #22 | at UC Santa Barbara | L, 1-0 | 2011 (7-6) | | | |
| 3/20 | #16 | Arizona State | L, 7-6 | 4/1 | #5 | at Arizona State | L, 5-2 |
| 3/21 | #16 | Arizona State | L, 2-1 | 4/2 | #5 | at Arizona State | L, 3-1 |
| 3/22 | #16 | Arizona State | W, 5-1 | 4/3 | #5 | at Arizona State | L, 8-0 |
| 4/17 | #10 | at USC | L, 13-5 | 4/21 | #23 | Arizona | W, 4-2 |
| 4/18 | #10 | at USC | W, 15-4 | 4/22 | #23 | Arizona | L, 2-1 |
| 4/19 | #10 | at USC | L, 7-3 | 4/23 | #23 | Arizona | W, 7-3 |
| 5/19 | #22 | at Oregon State | (11) W, 3-2 | 4/29 | #20 | at California | L, 2-1 |
| 5/22 | #2 | UCLA | L, 4-3 | 4/30 | #20 | at California | W, 4-3 |
| 5/23 | #2 | UCLA | (11) W, 5-4 | 5/1 | #20 | at California | L, 5-4 |
| 5/24 | #2 | UCLA | (11) W, 4-3 | 5/3 | #3 | at Oregon State | W, 7-2 |
| 5/29 | #24 | vs. Iowa | L, 3-1 | 5/27 | #6 | at Oregon State | W, 4-1 |
| 5/31 | #24 | vs. Iowa | (11) L, 2-1 | 5/28 | #6 | at Oregon State | W, 4-1 |
| | | | | 5/29 | #6 | at Oregon State | W, 6-0 |
| 2014 (2-11) | | | | | | | |
| 2/28 | #5 | Cal State Fullerton | L, 9-2 | 2010 (9-6) | | | |
| 3/1 | #5 | Cal State Fullerton | L, 3-2 | 2/19 | #4 | at Cal State Fullerton | W, 7-3 |
| 3/2 | #5 | Cal State Fullerton | L, 5-4 | 4/1 | #2 | Arizona State | L, 1-0 |
| 4/4 | #14 | Washington | W, 10-3 | 4/2 | #2 | Arizona State | (12) W, 6-5 |
| 4/5 | #14 | Washington | L, 1-0 | 4/3 | #2 | Arizona State | L, 7-3 |
| 4/6 | #14 | Washington | (10) L, 5-4 | 4/9 | #22 | at Stanford | W, 5-2 |
| 4/25 | #5 | Oregon State | L, 3-1 | 4/10 | #22 | at Stanford | W, 9-6 |
| 4/26 | #5 | Oregon State | L, 4-2 | 4/11 | #22 | at Stanford | L, 2-1 |
| 4/27 | #5 | Oregon State | L, 7-1 | 4/16 | #1 | at UCLA | W, 5-4 |
| 5/7 | #2 | Oregon State | (12) L, 4-3 | 4/17 | #1 | at UCLA | W, 8-4 |
| 5/20 | #1 | Oregon State | W, 6-2 | 4/18 | #1 | at UCLA | L, 5-1 |
| NCAA Regional | | | | | | | |
| 5/31 | #20 | Vanderbilt | L, 7-2 | 5/11 | #19 | San Diego | W, 13-4 |
| 6/1 | #20 | Vanderbilt | L, 3-2 | NCAA Regionals | | | |
| | | | | 6/4 | #17 | at Connecticut | W, 5-3 |
| | | | | 6/5 | #10 | vs. Florida State | L, 6-4 |
| | | | | 6/6 | #17 | at Connecticut | W, 4-3 |
| | | | | 6/6 | #10 | vs. Florida State | L, 5-3 |
| 2013 (10-12) | | | | | | | |
| 3/1 | #17 | at Cal State Fullerton | L, 8-2 | 2009 (2-7) | | | |
| 3/2 | #17 | at Cal State Fullerton | L, 5-2 | 2/27 | #15 | Fresno State | W, 1-0 |
| 3/3 | #17 | at Cal State Fullerton | W, 9-1 | 2/28 | #15 | Fresno State | W, 7-1 |
| 3/8 | #2 | Vanderbilt | L, 4-1 | 3/1 | #15 | Fresno State | L, 10-3 |
| 3/9 | #2 | Vanderbilt | L, 4-2 | 4/20 | #1 | at UC Irvine | L, 9-6 |
| 3/10 | #2 | Vanderbilt | W, 7-5 | 4/21 | #1 | at UC Irvine | L, 7-4 |
| 4/5 | #24 | at Arizona State | (11) L, 6-5 | 4/28 | #22 | at Oregon State | L, 10-2 |
| 4/6 | #24 | at Arizona State | L, 14-9 | 5/15 | #3 | at Arizona State | L, 9-0 |
| 4/7 | #24 | at Arizona State | W, 16-3 | 5/15 | #3 | at Arizona State | L, 10-2 |
| 4/9 | #6 | at Oregon State | W, 6-3 | 5/16 | #3 | at Arizona State | L, 8-0 |
| 4/19 | #13 | UCLA | L, 1-0 | | | | |
| 4/20 | #13 | UCLA | L, 1-0 | | | | |
| 4/21 | #13 | UCLA | W, 5-3 | | | | |
| 4/26 | #21 | Stanford | W, 2-1 | | | | |
| 4/27 | #21 | Stanford | W, 6-4 | | | | |
| 4/28 | #21 | Stanford | W, 4-3 | | | | |
| 5/17 | #6 | Oregon State | W, 3-0 | | | | |
| 5/18 | #6 | Oregon State | L, 9-0 | | | | |
| 5/19 | #6 | Oregon State | L, 12-2 | | | | |
| NCAA Regional | | | | | | | |
| 6/1 | #20 | Rice | L, 1-0 | | | | |
| 6/2 | #20 | Rice | W, 11-0 | | | | |
| 6/3 | #9 | Rice | L, 11-4 | | | | |
| 2012 (14-7) | | | | | | | |
| 2/24 | #17 | at Vanderbilt | W, 4-2 | | | | |
| 2/25 | #17 | at Vanderbilt | W, 7-2 | | | | |
| 2/26 | #17 | at Vanderbilt | W, 7-6 | | | | |
| 3/10 | #22 | Oklahoma | L, 3-2 | | | | |
| 3/31 | #14 | Arizona State | W, 1-0 | | | | |

pitching probables

coleIRVIN

JR • 6-3 • 203 • LHP


Yorba Linda, Calif. • Servite HS

IRVIN'S CAREER HIGHS

Wins: 18

Innings (Starter): 9.0, 5x, last vs. Washington State (4/30/16)

Strikeouts: 13, vs. Washington State (4/30/16)



CAREER ACCOLADES

- Baseball America First-Team Freshman All-America
- Louisville Slugger Freshman All-America
- Perfect Game First-Team Freshman All-America
- NCBWA Second-Team Freshman All-America
- Honorable Mention All-Pac-12 Conference
- Eugene All-Regional Team
- NCBWA National Pitcher of the Week (April 2, 2013)
- Pac-12 Pitcher of the Week (April 1, 2013)
- Pac-12 Pitcher of the Week (May 13, 2013)

2016 SEASON

Turned in a strong start to the 2016 season, throwing seven innings of shutout baseball with nine strikeouts against San Diego State while picking up a no-decision ... Set a new career-high with 12 strikeouts over seven innings of two-run ball while picking up first win of the season against Illinois State ... Earned second consecutive win, striking out six while allowing just one unearned run over eight innings against UC Santa Barbara ... Suffered first loss of the season at Mississippi State, allowing five runs, three earned, over 5.1 innings ... Pitched well in a loss against Utah, lasting 7.1 innings and surrendering just two earned runs with six strikeouts ... Earned a no-decision at Washington after allowing five runs on six hits with nine strikeouts over six innings ... Allowed just one earned run over eight innings while picking up a no-decision at Michigan State ... Allowed 10 runs over five innings in loss to No. 9 California ... Earned win against USC, allowing five runs on six hits over seven innings ... Suffered loss at UCLA, allowing three runs on six hits with four strikeouts over 5.2 innings ... Put together a stellar outing in a win over Washington State, setting a career-high with 13 strikeouts while throwing a complete-game shutout ... Currently sits third in UO history in career starts (42) and runners picked off (10), fourth in innings pitched (264.2), sixth in strikeouts (173) and tied for sixth in wins (18).

2015 SEASON

Returned from missing the entire 2014 season with injury to make 16 starts ... Posted a 2-5 record with a 4.10 ERA and 44 strikeouts in 79.0 innings pitched ... Made a strong first start in the season opener at Hawaii, allowing just two hits over four scoreless innings with four strikeouts ... Allowed just one earned run over three starts from Feb. 19 to March 6, striking out six and allowing eight hits over 11.0 innings pitched ... After allowing eight runs in 1.2 innings pitched against Arizona, put together consecutive strong starts against Michigan State and Oregon State ... Threw 5.1 scoreless innings against the Spartans and followed that up with seven innings against the Beavers, allowing just one earned run with five strikeouts ... From May 1 to May 22, strung together four consecutive quality starts, allowing nine runs over 27.2 innings pitched ... Made one start in the NCAA Tournament, throwing five innings of three-run ball against Iowa in the Springfield Regional.

2014 SEASON

Missed the entire season after suffering an elbow injury and having Tommy John Surgery.

2013 SEASON

Named a freshman All-American by Louisville Slugger (1st team), Baseball America (1st Team), Perfect Game (1st Team) and the NCBWA (2nd Team) ... Named to the Pac-12 honorable mention all-conference team after setting a new Oregon record for wins in a season ... Finished with a 12-3 record and a 2.48 ERA ... Threw a team-high 116.0 innings, the second most in school history, while striking out 60 batters ... Had a four of Oregon's complete games, including two shutouts ... Started 16 games matching teammate Tommy Thorpe and Tyler Anderson (2010) for the fourth most in a season in Oregon history ... Ranked eighth nationally in wins, 39th in games started and 45th in complete games ... Finished among the Pac-12 leaders in four categories, ranking second in runners picked off (5), third in wins, fifth in innings pitched and seventh in games started ... Part of the weekend rotation as a true freshman for the entire season ... Served as Sunday starter first eight weeks of the season ... Named National College Baseball Writers Association (NCBWA) Pitcher of the Week on April 2 after throwing a complete-game shutout with a season-high 11 strikeouts in a 6-0 win over Washington to cap an Oregon three-game series sweep ... Has two Pac-12 Pitcher of the Week honors with the first coming after the Washington win and the second coming after a complete-game shutout at Ohio State ... Picked up first career postseason win with a crucial complete-game six-hit 6-1 win over San Francisco in an elimination game in the Eugene Regional Tournament ... Struck out 11 Dons in the regional win with no walks ... Earned first career win over Hawaii allowing three runs on five hits in seven innings ... Picked up first career win over a ranked team after holding No. 17 Cal State Fullerton to one run on eight hits in seven innings ... Beat No. 24 Arizona State while allowing three runs on six hits in seven innings ... As Sunday starter, helped stop three two-game losing streaks (at Cal State Fullerton, vs. Vanderbilt, at Arizona State) helping the Ducks avoid a series sweep ... Made first Saturday career start at California ... Got the win vs. Cal allowing four runs on seven hits in five innings ... In second Saturday start vs. No. 13 UCLA, took the loss despite throwing second career complete game while allowing no earned runs on six hits in a 1-0 Bruins' win ... Beat Stanford in 6-4 Ducks' win allowing just two earned runs on 10 hits over 7.0 inning pitched ... Got the win at Washington State allowing three runs (two earned) on seven hits in seven innings of a 6-3 Ducks' win ... Pitched third complete game and second shutout of career allowing just six hits with seven strikeouts in 4-0 win at Ohio State ... Tied Oregon single-season record with 11th win of season in a 6-2 win over Utah ... Allowed just two runs on seven hits in eight innings against the Utes.

IRVIN'S CAREER STATS

| Year | ERA | W | L | App | GS | CG | SHO | CBO | SV | IP | H | R | ER | BB | SO | 2B | 3B | HR | BF | B/Avg | WP | HBP | BK | SFA | SHA |
|---------------|-------------|-----------|-----------|-----------|-----------|----------|----------|----------|----------|--------------|------------|------------|-----------|-----------|------------|-----------|----------|-----------|-------------|-------------|-----------|-----------|----------|-----------|-----------|
| 2013 | 2.48 | 12 | 3 | 16 | 16 | 4 | 2 | 0 | 0 | 116.0 | 105 | 37 | 32 | 22 | 60 | 13 | 1 | 5 | 470 | .248 | 2 | 9 | 1 | 5 | 10 |
| 2014 | | | | | | | | | | | | | | | | | | | | | | | | | |
| | | | | | | | | | | | | | | | | | | | | | | | | | |
| 2015 | 4.10 | 2 | 5 | 16 | 16 | 0 | 0 | 1 | 0 | 79.0 | 77 | 43 | 36 | 24 | 44 | 6 | 1 | 2 | 341 | .267 | 8 | 13 | 1 | 4 | 12 |
| 2016 | 3.58 | 4 | 4 | 11 | 11 | 1 | 1 | 0 | 0 | 75.1 | 74 | 36 | 30 | 12 | 73 | 13 | 3 | 6 | 313 | .258 | 3 | 5 | 0 | 2 | 7 |
| Totals | 3.26 | 18 | 12 | 43 | 43 | 5 | 3 | 1 | 0 | 270.1 | 256 | 116 | 98 | 58 | 177 | 32 | 5 | 13 | 1124 | .256 | 13 | 27 | 2 | 11 | 29 |

Irvin's Career Appearances

2013 - Freshman Season (16 Starts, 16 Appearances)

| Date | Opponent (W-L-ND-SV) | IP | H | R | ER | BB | K |
|------|----------------------------|-----|----|---|----|----|----|
| 2/17 | at Hawaii (W) | 7.0 | 5 | 3 | 3 | 2 | 4 |
| 2/24 | Loyola Marymount (W) | 8.0 | 6 | 1 | 1 | 0 | 3 |
| 3/3 | at Cal State Fullerton (W) | 7.0 | 8 | 1 | 1 | 1 | 3 |
| 3/10 | Vanderbilt (ND) | 7.1 | 9 | 4 | 4 | 0 | 5 |
| 3/17 | at USC (L) | 4.1 | 6 | 5 | 5 | 2 | 0 |
| 3/24 | Arizona (W) | 5.1 | 6 | 2 | 2 | 2 | 1 |
| 3/30 | Washington (W) | 9.0 | 4 | 0 | 0 | 0 | 11 |
| 4/7 | at Arizona State (W) | 7.0 | 6 | 3 | 3 | 3 | 2 |
| 4/13 | at California (W) | 5.0 | 7 | 4 | 4 | 2 | 2 |
| 4/20 | UCLA (L) | 9.0 | 6 | 1 | 0 | 1 | 3 |
| 4/27 | Stanford (W) | 7.0 | 10 | 4 | 2 | 2 | 1 |
| 5/4 | at Washington State (W) | 7.0 | 7 | 3 | 2 | 2 | 5 |
| 5/11 | at Ohio State (W) | 9.0 | 6 | 0 | 0 | 1 | 7 |
| 5/18 | Oregon State (L) | 7.0 | 6 | 2 | 2 | 1 | 3 |
| 5/25 | at Utah (W) | 8.0 | 7 | 2 | 2 | 2 | 1 |
| 6/2 | San Francisco (W) | 9.0 | 6 | 1 | 1 | 0 | 9 |

2015 - Sophomore Season (16 Starts, 16 Appearances)

| Date | Opponent (W-L-ND-SV) | IP | H | R | ER | BB | K |
|------|--------------------------|-----|---|---|----|----|---|
| 2/13 | Hawaii (ND) | 4.0 | 2 | 0 | 0 | 0 | 4 |
| 2/19 | New Mexico State (ND) | 3.0 | 3 | 1 | 1 | 1 | 1 |
| 2/27 | at UC Santa Barbara (ND) | 4.0 | 3 | 1 | 0 | 0 | 2 |
| 3/6 | St. John's (ND) | 4.0 | 2 | 0 | 0 | 0 | 3 |
| 3/13 | at California (L) | 3.0 | 4 | 4 | 2 | 1 | 1 |
| 3/22 | Arizona State (W) | 5.2 | 4 | 1 | 1 | 1 | 5 |
| 3/29 | at Arizona (L) | 1.2 | 7 | 8 | 8 | 1 | 2 |
| 4/3 | Michigan State (ND) | 5.1 | 3 | 0 | 0 | 3 | 3 |
| 4/10 | Oregon State (ND) | 7.0 | 9 | 2 | 1 | 1 | 5 |
| 4/17 | at USC (L) | 3.2 | 6 | 8 | 7 | 2 | 0 |
| 4/24 | Washington (L) | 5.0 | 6 | 4 | 4 | 2 | 3 |
| 5/1 | Stanford (W) | 7.0 | 7 | 3 | 3 | 1 | 6 |
| 5/8 | at Washington State (ND) | 6.1 | 6 | 2 | 2 | 3 | 3 |
| 5/15 | at Utah (ND) | 7.0 | 6 | 3 | 1 | 2 | 2 |
| 5/22 | UCLA (ND) | 7.1 | 5 | 3 | 3 | 4 | 2 |
| 5/29 | vs. Iowa (L) | 5.0 | 4 | 3 | 3 | 2 | 2 |

2016 - Junior Season (11 Starts, 12 Appearances)

| Date | Opponent (W-L-ND-SV) | IP | H | R | ER | BB | K |
|------|--------------------------|-----|----|----|----|----|----|
| 2/19 | at San Diego State (ND) | 7.0 | 6 | 0 | 0 | 0 | 9 |
| 2/26 | Illinois State (W) | 7.0 | 2 | 2 | 2 | 1 | 12 |
| 3/4 | UC Santa Barbara (W) | 8.0 | 5 | 1 | 0 | 1 | 6 |
| 3/11 | at Mississippi State (L) | 5.1 | 9 | 5 | 3 | 3 | 2 |
| 3/18 | Utah (L) | 7.1 | 6 | 3 | 2 | 0 | 6 |
| 3/24 | at Washington (ND) | 6.0 | 6 | 5 | 5 | 1 | 9 |
| 4/1 | at Michigan State (ND) | 8.0 | 7 | 2 | 1 | 1 | 2 |
| 4/8 | California (L) | 5.0 | 15 | 10 | 9 | 1 | 5 |
| 4/13 | vs. Portland (ND)* | 1.0 | 1 | 0 | 0 | 0 | 2 |
| 4/16 | USC (W) | 7.0 | 6 | 5 | 5 | 1 | 5 |
| 4/22 | at UCLA (L) | 5.2 | 6 | 3 | 3 | 3 | 4 |
| 4/30 | Washington State (W) | 9.0 | 6 | 0 | 0 | 0 | 13 |

* Relief Appearance

pitching probables

david PETERSON

SO • 6-6 • 242 • LHP

Denver, Colo. • Regis Jesuit HS

PETERSON'S CAREER HIGHS

Wins: 7
Innings (Starter): 8.0, vs. Illinois State (2/28/16)
Strikeouts: 13, vs. UC Santa Barbara (3/6/16)

2016 SEASON

Earned a no-decision in first start of 2016, allowing one run on four hits with three strikeouts over five innings at San Diego State ... Picked up first win of the season in longest outing of career, allowing just one unearned run over eight innings while recording nine strikeouts ... Set a career-high with 13 strikeouts while allowing just one unearned run over seven innings in second consecutive win against UC Santa Barbara ... Took first loss of the season after allowing four runs, three earned, with four walks and two strikeouts over 5.2 innings at Mississippi State ... Suffered a tough loss despite pitching well against Utah, allowing just one run on four hits over six innings with six strikeouts ... Took no-decision against No. 9 California, throwing three hitless innings with three strikeouts ... Allowed two runs on four hits over five innings while picking up third win of the year against USC ... Allowed seven runs on nine hits in 4.2 innings in loss at UCLA ... Earned a no-decision against Washington State, allowing six runs, three earned, with six strikeouts over 5.1 innings.

2015 SEASON

Made 14 starts as a part of Oregon's weekend rotation, going 4-6 with a 4.39 ERA ... Set the program record for strikeouts by a freshman with 81 over 82.0 innings pitched ... Led the team with nine quality starts ... Finished the season with five straight quality starts, finishing with a 6.0 inning, one-run effort against No.2 UCLA with a career-high tying nine strikeouts ... Allowed just one earned run on two hits over 6.0 innings while striking out eight in collegiate debut at Hawaii ... Picked up first career win at UC Santa Barbara with 6.0 innings of three-run ball ... Put together four quality starts in first six games to start college career, including a 7.0 inning, two-run effort with seven strikeouts against St. John's ... Went a career-long 7.1 innings against both Arizona State and Washington State, allowing two earned runs in both outings.

HIGH SCHOOL

A four-year letterman at Regis Jesuit High School in Aurora, Colo. ... A captain during senior season at Regis Jesuit ... Earned first-team All-Continental League honors as a senior ... Finished senior season 3-0 on the mound with a 1.15 ERA and 40 strikeouts in 24.1 innings pitched ... Struck out a season high 12 batters in a 7-3 win over Fairview ... Recorded 10 strikeouts and allowed just one unearned run in a complete game 5-1 win over Mountain Vista ... Held opponents to a .180 batting average throughout the season ... As a junior, named first-team all-league while pitching and playing first base ... On the mound, compiled a 4-2 record with a 1.60 ERA with 56 strikeouts and two complete games in 39.1 innings pitched ... In a 7-3 win over Lakewood, fanned a season high 13 in a complete game while allowing only two earned runs ... Struck out 12 over six innings in a loss to Chaparral ... As a sophomore, earned first-team all-league honors after finishing the season with a 6-3 record and a 3.26 ERA over 49.1 innings while striking out 63 batters ... Recorded a career-high 14 strikeouts in a complete game 8-1 win over Douglas County while allowing just one run on four hits ... On the year, had four complete games while reaching double digits in strikeouts twice ... Also recorded two saves on the season in two opportunities ... As a freshman, named first-team all-league while also nabbing all-state honorable mention honors ... High school baseball coach was Matt Darr.

SUMMER BALL


One of 29 players to compete in training camp for the USA Baseball Collegiate National Team following the 2015 season ... Played for the Medford Rogues in 2014 ... Named the West Coast League's top prospect by Baseball America after finishing the summer with a 5-1 record and a 3.75 ERA ... Also named to the West Coast League all-star game.

2014 MLB DRAFT

Selected in the 28th round (854th overall) by the Boston Red Sox

PERSONAL

Parents are Doug and Shannon ... Major is undeclared.



Peterson's Career Appearances

2015 - Freshman Season (14 Starts, 14 Appearances)

| Date | Opponent (W-L-ND-SV) | IP | H | R | ER | BB | K |
|------|-------------------------|-----|----|---|----|----|---|
| 2/14 | Hawaii (ND) | 6.0 | 2 | 2 | 2 | 2 | 8 |
| 2/20 | New Mexico State (ND) | 5.1 | 4 | 3 | 2 | 3 | 7 |
| 2/28 | at UC Santa Barbara (W) | 6.0 | 4 | 3 | 3 | 1 | 4 |
| 3/7 | St. John's (W) | 7.0 | 7 | 2 | 2 | 1 | 7 |
| 3/14 | at California (L) | 5.2 | 9 | 5 | 2 | 2 | 5 |
| 3/21 | Arizona State (L) | 7.1 | 3 | 2 | 2 | 3 | 6 |
| 3/28 | at Arizona (L) | 4.1 | 7 | 8 | 7 | 3 | 3 |
| 4/5 | Michigan State (L) | 6.0 | 11 | 7 | 7 | 2 | 7 |
| 4/11 | Oregon State (L) | 1.2 | 2 | 4 | 3 | 4 | 2 |
| 4/19 | at USC (W) | 6.1 | 8 | 3 | 3 | 0 | 8 |
| 5/2 | Stanford (W) | 6.1 | 6 | 3 | 3 | 2 | 3 |
| 5/9 | at Washington State (L) | 7.1 | 6 | 3 | 2 | 2 | 9 |
| 5/16 | at Utah (ND) | 6.2 | 6 | 4 | 2 | 4 | 3 |
| 5/23 | UCLA (ND) | 6.0 | 4 | 1 | 1 | 2 | 9 |

2016 - Sophomore Season (9 Starts, 9 Appearances)

| Date | Opponent (W-L-ND-SV) | IP | H | R | ER | BB | K |
|------|--------------------------|-----|---|---|----|----|----|
| 2/21 | at San Diego State (ND) | 5.0 | 4 | 1 | 1 | 1 | 3 |
| 2/28 | Illinois State (W) | 8.0 | 2 | 1 | 0 | 2 | 9 |
| 3/6 | UC Santa Barbara (W) | 7.0 | 6 | 1 | 0 | 1 | 13 |
| 3/13 | at Mississippi State (L) | 5.2 | 6 | 4 | 3 | 4 | 2 |
| 3/20 | Utah (L) | 6.0 | 4 | 1 | 1 | 3 | 6 |
| 4/10 | California (ND) | 3.0 | 0 | 0 | 0 | 2 | 3 |
| 4/17 | USC (W) | 5.0 | 4 | 2 | 2 | 4 | 2 |
| 4/23 | at UCLA (L) | 4.2 | 9 | 7 | 7 | 4 | 2 |
| 5/1 | Washington State (ND) | 5.1 | 5 | 6 | 3 | 1 | 6 |

PETERSON'S CAREER STATS

| Year | ERA | W | L | App | GS | CG | SHO | CBO | SV | IP | H | R | ER | BB | SO | 2B | 3B | HR | BF | B/Avg | WP | HBP | BK | SFA | SHA |
|---------------|-------------|----------|----------|-----------|-----------|----------|----------|----------|----------|--------------|------------|-----------|-----------|-----------|------------|-----------|----------|----------|------------|-------------|-----------|-----------|----------|----------|-----------|
| 2015 | 4.39 | 4 | 6 | 14 | 14 | 0 | 0 | 0 | 0 | 82.0 | 79 | 50 | 40 | 31 | 81 | 11 | 3 | 4 | 356 | .257 | 7 | 8 | 1 | 1 | 9 |
| 2016 | 3.08 | 3 | 3 | 9 | 9 | 0 | 0 | 0 | 0 | 49.2 | 40 | 23 | 17 | 22 | 46 | 5 | 0 | 1 | 216 | .229 | 6 | 11 | 0 | 2 | 6 |
| Totals | 3.90 | 7 | 9 | 23 | 23 | 0 | 0 | 0 | 0 | 131.2 | 119 | 73 | 57 | 53 | 127 | 16 | 2 | 5 | 572 | .247 | 13 | 19 | 1 | 3 | 15 |

pitching probables

mattKROOK

SO • 6-3 • 217 • LHP

San Mateo, Calif. • St. Ignatius HS



KROOK'S CAREER HIGHS

Wins: 5

Innings (Starter): 7.0, 3x, last vs. Illinois State (2/27/16)

Strikeouts: 12, vs. UCSB (3/5/16)

CAREER ACCOLADES

• Louisville Slugger first-team Freshman All-America

2016 SEASON

One of 50 players on the Golden Spikes Award watch list ... Named a Louisville Slugger preseason third-team All-American by Collegiate Baseball, as well as a preseason All-American by the National Collegiate Baseball Writers Association (NCBWA) ... Made first start since 4/5/14, allowing four runs, two earned, on four hits with six strikeouts and three walks over four innings in a no-decision against San Diego State ... Threw seven strong innings in a no-decision against Illinois State, walking five and striking out eight while allowing just one run on two hits ... Held UCSB hitless over six innings and set a new career-high with 12 strikeouts in third consecutive no-decision ... Suffered first loss of the season after failing to get out of the first inning at Mississippi State, walking five batters in a five-run first ... Earned a no-decision against Utah, allowing five runs on five hits with four walks and four strikeouts over four innings ... Picked up first win of the season at Washington, throwing five scoreless innings with five strikeouts while allowing just four hits ... Made first career relief appearance against Portland, striking out two in one scoreless inning ... Earned win vs. No. 9 California, allowing just one earned run on two hits with nine strikeouts over 6.2 innings ... Picked up third win in last four starts against USC, allowing three runs on four hits with five strikeouts over six innings ... Suffered loss at UCLA after allowing four runs, three earned, on one hit with five walks in 1.2 innings ... Allowed four runs, three earned, over two innings in loss to Washington State.

2015 SEASON

Missed the entire 2015 season after undergoing Tommy John surgery.

2014 SEASON

Named Louisville Slugger first-team Freshman All-America after finishing injury-shortened season with a 2-1 record and a 1.79 ERA, while striking out 60 in 45.1 innings pitched with 19 walks and just 22 hits allowed ... Left game in third inning at Washington after feeling stiffness in pitching arm ... Struck out four Huskies while allowing just one hit in 2.1 innings before departure ... Picked up first career win Pac-12 win over USC allowing two runs on just two hits with six strikeouts and four walks in 6.1 innings pitched ... Earned win over Utah after holding Utes without an earned run in five innings while striking out six ... Held Stanford to just one run on two hits while striking out seven in seven innings in an eventual 2-1 (11-inning) loss ... Charged with a loss despite holding Ohio State to just one run on one hit in 5.1 innings ... Struck out 10 Buckeyes, but walked six ... Held No. 5 Cal State Fullerton to just two runs on three hits in six innings pitched with eight strikeouts while getting third straight no-decision ... Finished with first double-digit strikeout game with 11 Ks in 6.1 innings pitched of no-decision at Loyola Marymount, while allowing three runs on just three hits ... Made first career start at Hawaii throwing 7.0 innings of five-hit ball ... Allowed two unearned runs while striking out eight and walking two in a no-decision.

HIGH SCHOOL

A 2013 graduate of St. Ignatius Prep in San Francisco ... Named first-team All-American and first-team all-region by Perfect Game, while also earning first-team all-league honors as a senior ... Named to MaxPreps 2013 California Medium Schools All-State Baseball Team, as well as earning a spot on the San Jose Mercury News All-Area Second Team ... Ranked by MaxPreps as one of the top 10 left-handed high school pitchers in the 2013 MLB Draft, as well as the 15th-best high school player in the draft ... Finished senior season with a 2-1 record and a 1.65 ERA with 85 strikeouts in 59.1 innings pitched, while batting .394 (37-for-94) with three home runs, 27 RBI, 13 doubles, four triples and 12 runs scored ... As a junior named first-team all-league after finishing with a 2.75 ERA and 42 Ks in 40.2 innings pitched, while hitting .404 (38-for-94) with two home runs, 19 RBI, three triples and 14 runs scored ... Earned honorable mention all-league recognition as a sophomore ... High school coach was Matt Stecher.

SUMMER BALL

Played for the Wareham Gatemen following the 2015 season. ... Started six games, striking out 15 over 11.1 innings pitched.

2013 MLB DRAFT

Selected in the 1st round (35 overall) by the Miami Marlins.

Krook's Career Appearances

2014 - Freshman Season (8 Starts, 8 Appearances)

| Date | Opponent (W-L-ND-SV) | IP | H | R | ER | BB | K |
|------|--------------------------|-----|---|---|----|----|----|
| 2/16 | at Hawaii (ND) | 7.0 | 5 | 2 | 0 | 2 | 8 |
| 2/22 | at Loyola Marymount (ND) | 6.1 | 3 | 3 | 3 | 1 | 11 |
| 3/1 | Cal State Fullerton (ND) | 6.0 | 3 | 2 | 2 | 2 | 8 |
| 3/8 | Ohio State (L) | 5.1 | 1 | 1 | 1 | 6 | 10 |
| 3/15 | USC (W) | 6.1 | 2 | 2 | 2 | 4 | 6 |
| 3/22 | Utah (W) | 5.0 | 5 | 1 | 0 | 2 | 6 |
| 3/28 | at Stanford (ND) | 7.0 | 2 | 1 | 1 | 2 | 7 |
| 4/5 | at Washington (ND) | 2.1 | 1 | 0 | 0 | 0 | 4 |

2016 - Sophomore Season (10 Starts, 11 Appearances)

| Date | Opponent (W-L-ND-SV) | IP | H | R | ER | BB | K |
|------|--------------------------|-----|---|---|----|----|----|
| 2/20 | at San Diego State (ND) | 4.0 | 4 | 4 | 2 | 3 | 6 |
| 2/27 | Illinois State (ND) | 7.0 | 2 | 1 | 1 | 5 | 8 |
| 3/5 | UC Santa Barbara (ND) | 6.0 | 0 | 0 | 0 | 2 | 12 |
| 3/12 | at Mississippi State (L) | 0.2 | 2 | 5 | 5 | 5 | 2 |
| 3/19 | Utah (ND) | 4.0 | 5 | 5 | 5 | 4 | 4 |
| 3/25 | at Washington (W) | 5.0 | 4 | 0 | 0 | 2 | 5 |
| 4/6 | Portland (ND)* | 1.0 | 1 | 0 | 0 | 0 | 2 |
| 4/9 | California (W) | 6.2 | 2 | 2 | 1 | 6 | 9 |
| 4/15 | USC (W) | 6.0 | 4 | 3 | 3 | 6 | 5 |
| 4/21 | at UCLA (L) | 1.2 | 1 | 4 | 3 | 5 | 2 |
| 4/29 | Washington State (L) | 2.0 | 5 | 4 | 3 | 1 | 2 |

* Relief Appearance

KROOK'S CAREER STATS

| Year | ERA | W | L | App | GS | CG | SHO | CBO | SV | IP | H | R | ER | BB | SO | 2B | 3B | HR | BF | B/Avg | WP | HBP | BK | SFA | SHA |
|---------------|-------------|----------|----------|-----------|-----------|----------|----------|----------|----------|-------------|-----------|-----------|-----------|-----------|------------|----------|----------|----------|------------|-------------|-----------|-----------|----------|----------|----------|
| 2014 | 1.79 | 2 | 1 | 8 | 8 | 0 | 0 | 0 | 0 | 45.1 | 22 | 12 | 9 | 19 | 60 | 2 | 1 | 0 | 180 | .148 | 11 | 7 | 0 | 1 | 4 |
| 2015 | | | | | | | | | | | | | | | | | | | | | | | | | |
| | | | | | | | | | | | | | | | | | | | | | | | | | |
| 2016 | 4.70 | 3 | 3 | 11 | 10 | 0 | 0 | 1 | 0 | 44.0 | 30 | 28 | 39 | 56 | 3 | 1 | 0 | 206 | .199 | 7 | 11 | 0 | 1 | 4 | |
| Totals | 3.22 | 5 | 4 | 19 | 18 | 0 | 0 | 1 | 0 | 89.1 | 52 | 40 | 32 | 58 | 116 | 5 | 2 | 0 | 386 | .173 | 18 | 18 | 0 | 2 | 8 |

pitching probables

mattMERCER

FR • 6-1 • 170 • RHP

Lacey, Wash. • Timberline HS

MERCER'S CAREER HIGHS

Wins: none

Innings (Starter): none

Strikeouts: 5, vs. Washington State (4/29/16)

2016 SEASON

Threw two scoreless innings against UC Santa Barbara in first two collegiate appearances ... Allowed just one hit over four scoreless innings in three appearances against Utah, Seattle and Washington ... Impressed in long-relief against Washington State, throwing a career-long 5.1 innings while striking out five in a no-decision.

HIGH SCHOOL


A three-year letterman at Timberline High School in Lacey, Wash. ... Earned first-team all-state and first-team all-league honors as both a sophomore and a junior ... Posted a 0.92 ERA as a junior, gaining 2014 Underclass first-team All-American recognition from Perfect Game ... Earned honorable mention All-American recognition as a sophomore after finishing with a 1.02 ERA ... Did not play as a senior due to injury ... High school coach was Mark Rubadue.

SUMMER BALL

Played five seasons with the TL Saints ... Coach was Michael Spencer.

PERSONAL

Major is business ... Parents are Don and Rita.



Mercer's Career Appearance

2016 - Freshman Season (1 Start, 11 Appearances)

| Date | Opponent (W-L-ND-SV) | IP | H | R | ER | BB | K |
|------|----------------------------|-----|---|---|----|----|---|
| 3/4 | UC Santa Barbara (ND)* | 1.0 | 0 | 0 | 0 | 0 | 1 |
| 3/6 | UC Santa Barbara (ND)* | 1.0 | 1 | 0 | 0 | 0 | 0 |
| 3/11 | at Mississippi State (ND)* | 1.0 | 3 | 5 | 5 | 2 | 2 |
| 3/19 | Utah (ND)* | 2.0 | 0 | 0 | 0 | 1 | 2 |
| 3/22 | at Seattle (ND)* | 1.0 | 1 | 0 | 0 | 1 | 0 |
| 3/25 | at Washington (ND)* | 1.0 | 0 | 0 | 0 | 1 | 1 |
| 4/10 | California (ND)* | 0.2 | 2 | 2 | 2 | 0 | 1 |
| 4/13 | vs. Portland (ND) | 1.0 | 1 | 0 | 0 | 0 | 0 |
| 4/15 | USC (ND)* | 0.2 | 2 | 0 | 0 | 0 | 1 |
| 4/18 | Oregon State (ND)* | 0.1 | 2 | 1 | 1 | 0 | 0 |
| 4/22 | at UCLA (ND)* | 1.2 | 1 | 1 | 1 | 0 | 2 |
| 4/29 | Washington State (ND)* | 5.1 | 4 | 0 | 0 | 2 | 5 |

* Relief Appearance

MERCER'S CAREER STATS

| Year | ERA | W | L | App | GS | CG | SHO | CBO | SV | IP | H | R | ER | BB | SO | 2B | 3B | HR | BF | B/Avg | WP | HBP | BK | SFA | SHA |
|------|------|---|---|-----|----|----|-----|-----|----|------|----|---|----|----|----|----|----|----|----|-------|----|-----|----|-----|-----|
| 2016 | 5.17 | 0 | 0 | 11 | 0 | 0 | 0 | 1 | 0 | 15.2 | 16 | 9 | 9 | 7 | 15 | 4 | 1 | 1 | 68 | .276 | 0 | 1 | 1 | 0 | 0 |

pitching probables

coleSTRINGER

FR • 6-0 • 175 • LHP

Portland, Ore. • Central Catholic HS

STRINGER'S CAREER HIGHS

Wins: 2
Innings (Starter): 7.0, vs. San Diego (5/2/16)
Strikeouts: 3, 2x, last vs. Oregon State (4/27/16)

2016 SEASON

Impressed with three scoreless innings of relief against Oregon State with two strikeouts ... Earned first career start against Oregon State in the second of five Civil War matchups, throwing two scoreless innings with three strikeouts while earning the win ... Picked up the win with a strong start against San Diego in Hillsboro, allowing just two runs in seven-plus innings with a pair of strikeouts.

HIGH SCHOOL

A native of Portland, Ore., and a three-year letterman at Central Catholic High School ... Earned first-team all-league and second-team all-state recognition as well as honorable mention All-American honors from Perfect Game as a senior ... Played in the 2015 Oregon All-Star Series and was named the North's Most Outstanding Pitcher ... Earned second-team all-league and all-state honorable mention honors as a junior and first-team all-league recognition as a sophomore ... High school coach was Dan Floyd.

SUMMER BALL

Played two seasons with the Portland Barbers ... Coach was Joe Duran.

PERSONAL

Major is undeclared ... Parents are Tony and Judy.



Stringer's Career Appearance

2016 - Freshman Season (2 Starts, 6 Appearances)

| Date | Opponent (W-L-ND-SV) | IP | H | R | ER | BB | K |
|------|--------------------------|-----|---|---|----|----|---|
| 2/21 | at San Diego State (ND)* | 0.0 | 1 | 1 | 1 | 0 | 0 |
| 4/6 | Portland (ND)* | 1.0 | 0 | 0 | 0 | 0 | 3 |
| 4/13 | vs. Portland (ND)* | 1.0 | 1 | 1 | 0 | 1 | 1 |
| 4/18 | Oregon State (ND)* | 3.0 | 2 | 0 | 0 | 0 | 2 |
| 4/23 | at UCLA (ND)* | 0.1 | 2 | 2 | 2 | 0 | 1 |
| 4/27 | Oregon State (W) | 2.0 | 0 | 0 | 0 | 1 | 3 |
| 5/2 | vs. San Diego (W) | 7.0 | 7 | 2 | 2 | 2 | 2 |

* Relief Appearance

STRINGER'S CAREER STATS

| Year | ERA | W | L | App | GS | CG | SHO | CBO | SV | IP | H | R | ER | BB | SO | 2B | 3B | HR | BF | B/Avg | WP | HBP | BK | SFA | SHA |
|------|------|---|---|-----|----|----|-----|-----|----|------|----|---|----|----|----|----|----|----|----|-------|----|-----|----|-----|-----|
| 2016 | 3.38 | 2 | 0 | 6 | 2 | 0 | 0 | 0 | 0 | 13.1 | 12 | 5 | 5 | 3 | 11 | 2 | 0 | 1 | 53 | .267 | 1 | 2 | 1 | 0 | 3 |

pitching probables

kyleROBENIOL

FR • 5-10 • 180 • LHP

Alta Loma, Calif. • Los Osos HS

ROBENIOL'S CAREER HIGHS

Wins: 3

Innings (Starter): 4.1, at Washington (3/26/16)

Strikeouts: 5, vs. Portland (4/6/16)

2016 SEASON

Picked up first career win with five innings of one-run ball in relief at San Diego State, yielding just five hits while striking out three ... Suffered first career loss against Illinois State, allowing two runs on one hit with three walks and a pair of strikeouts over 1.2 innings ... Threw two scoreless innings of relief with two strikeouts against UC Santa Barbara ... Earned a no-decision in first career start at Seattle, allowing three runs over three innings ... Suffered loss in start at Washington after giving up three runs on four hits with three strikeouts over 4.1 innings ... Allowed one earned run over 2.2 innings in relief at Notre Dame ... Earned win in mid-week start against Portland, allowing one run over two innings while setting a career-high with five strikeouts ... Earned win in relief against California, allowing two runs in 1.2 innings ... Made start against Oregon State in a midweek match-up, allowing five earned runs in two innings.

HIGH SCHOOL


A native of Alta Loma, Calif., and a three-year letterman at Los Osos High School ... Earned first-team all-league and third-team all-state recognition as a senior, in addition to garnering honorable mention All-American recognition from Perfect Game ... Posted a 7-1 record with a 2.42 ERA and 71 strikeouts, tossing three complete games over 10 starts ... Struck out 11 and allowed just one run in a complete-game win in the season opener ... Held opponents to a .237 batting average ... Also impressed at the plate, batting .425 with four home runs ... Earned second-team all-league honors as a junior, going 6-4 with a 3.21 ERA ... Named second-team all-league as a sophomore ... High school coach was Chris Romero.

SUMMER BALL

Played three seasons with CBA Marucci ... Coach was Jon Paino.

PERSONAL

Major is business ... Parents are Cesar and Linda.



Robeniol's Career Appearances

2016 - Freshman Season (4 Starts, 11 Appearances)

| Date | Opponent (W-L-ND-SV) | IP | H | R | ER | BB | K |
|------|----------------------------|-----|---|---|----|----|---|
| 2/20 | at San Diego State (W)* | 5.0 | 5 | 1 | 1 | 2 | 3 |
| 2/27 | Illinois State (L)* | 1.2 | 1 | 2 | 2 | 3 | 2 |
| 3/5 | UC Santa Barbara (ND)* | 2.0 | 1 | 0 | 0 | 1 | 2 |
| 3/13 | at Mississippi State (ND)* | 0.1 | 1 | 0 | 0 | 1 | 1 |
| 3/22 | at Seattle (ND) | 3.0 | 4 | 3 | 3 | 1 | 0 |
| 3/26 | at Washington (L) | 4.1 | 4 | 3 | 3 | 1 | 3 |
| 3/31 | at Notre Dame (ND)* | 2.2 | 3 | 1 | 1 | 2 | 3 |
| 4/6 | Portland (W) | 2.0 | 2 | 1 | 1 | 1 | 5 |
| 4/10 | California (W)* | 1.2 | 1 | 2 | 2 | 1 | 0 |
| 4/13 | vs. Portland (ND)* | 0.2 | 0 | 0 | 0 | 1 | 0 |
| 4/18 | Oregon State (ND) | 2.0 | 6 | 7 | 5 | 2 | 0 |
| 4/27 | Oregon State (ND)* | 1.0 | 3 | 2 | 2 | 0 | 1 |

* Relief Appearance

ROBENIOL'S CAREER STATS

| Year | ERA | W | L | App | GS | CG | SHO | CBO | SV | IP | H | R | ER | BB | SO | 2B | 3B | HR | BF | B/Avg | WP | HBP | BK | SFA | SHA |
|------|------|---|---|-----|----|----|-----|-----|----|------|----|----|----|----|----|----|----|----|-----|-------|----|-----|----|-----|-----|
| 2016 | 6.84 | 3 | 2 | 11 | 4 | 0 | 0 | 0 | 0 | 25.0 | 30 | 23 | 19 | 16 | 19 | 4 | 0 | 2 | 124 | .309 | 0 | 4 | 0 | 2 | 5 |

pitching probables

isaiah CARRANZA

FR • 6-5 • 179 • RHP

La Verne, Calif. • Damien HS

CARRANZA'S CAREER HIGHS

Wins: 0

Innings (Starter): 6.0, vs. Illinois State (2/25/16)

Strikeouts: 3, vs. Illinois State (2/25/16)

2016 SEASON

Made two appearances at San Diego State throwing 0.1 innings in the Ducks' opener and 1.1 in the series finale with a pair of strikeouts ... Made first career start in Oregon's 2016 home opener, allowing four runs over six innings with three strikeouts against Illinois State ... Allowed two runs, one earned, over 4.1 innings of relief at No. 24 Mississippi State ... Earned first career win against Utah, throwing three scoreless innings in relief while allowing just one hit ... Threw one scoreless inning of relief at Seattle ... Took loss in start at Notre Dame, allowing four runs over three innings.

HIGH SCHOOL


A native of La Verne, Calif., and a three-year letterman at Damien High School ... Posted a 2.42 ERA over his three varsity seasons ... Earned second-team all-league honors as a junior, recording 60 strikeouts in 43.1 innings pitched ... An all-league honorable mention selection as a sophomore ... Tossed a complete game shutout in first start of sophomore season ... High school coach was Andy Nieto.

2015 MLB DRAFT

Selected in the 35th round (1,038th overall) by the Texas Rangers.

PERSONAL

Major is undeclared ... Parents are John and Alba.



Carranza's Career Appearances

2016 - Freshman Season (2 Starts, 14 Appearances)

| Date | Opponent (W-L-ND-SV) | IP | H | R | ER | BB | K |
|------|----------------------------|-----|---|---|----|----|---|
| 2/19 | at San Diego State (ND)* | 0.1 | 0 | 2 | 0 | 2 | 0 |
| 2/21 | at San Diego State (ND)* | 1.1 | 2 | 0 | 0 | 1 | 2 |
| 2/25 | Illinois State (ND) | 6.0 | 8 | 4 | 4 | 1 | 3 |
| 3/5 | UC Santa Barbara (ND)* | 0.2 | 0 | 0 | 0 | 0 | 0 |
| 3/12 | at Mississippi State (ND)* | 4.1 | 4 | 2 | 1 | 0 | 0 |
| 3/19 | Utah (W)* | 3.0 | 1 | 0 | 0 | 0 | 0 |
| 3/22 | at Seattle (ND)* | 1.0 | 0 | 0 | 0 | 0 | 0 |
| 3/24 | at Washington (ND)* | 0.1 | 2 | 1 | 1 | 1 | 0 |
| 3/31 | at Notre Dame (L) | 3.0 | 7 | 4 | 4 | 1 | 0 |
| 4/6 | Portland (ND)* | 1.0 | 0 | 0 | 0 | 0 | 1 |
| 4/8 | California (ND)* | 1.0 | 2 | 1 | 1 | 0 | 1 |
| 4/10 | California (ND)* | 0.2 | 1 | 0 | 0 | 1 | 1 |
| 4/17 | USC (ND)* | 2.1 | 3 | 1 | 1 | 0 | 2 |
| 4/21 | at UCLA (ND)* | 2.0 | 3 | 2 | 2 | 0 | 1 |

* Relief Appearance

CARRANZA'S CAREER STATS

| Year | ERA | W | L | App | GS | CG | SHO | CBO | SV | IP | H | R | ER | BB | SO | 2B | 3B | HR | BF | B/Avg | WP | HBP | BK | SFA | SHA |
|------|------|---|---|-----|----|----|-----|-----|----|------|----|----|----|----|----|----|----|----|-----|-------|----|-----|----|-----|-----|
| 2016 | 4.67 | 1 | 1 | 14 | 2 | 0 | 0 | 0 | 0 | 27.0 | 33 | 17 | 14 | 7 | 11 | 9 | 2 | 0 | 120 | .306 | 1 | 0 | 0 | 1 | 4 |

2016 STARTERS GAME-BY-GAME

| Date | Opponent (W-L-ND) | IP | H | R | ER | BB | K |
|---------------|--------------------------|--------------|------------|------------|-----------|-----------|------------|
| 2/19 | at San Diego State (ND) | 7.0 | 6 | 0 | 0 | 0 | 9 |
| 2/20 | at San Diego State (ND) | 4.0 | 4 | 4 | 2 | 3 | 6 |
| 2/21 | at San Diego State (ND) | 5.0 | 4 | 1 | 1 | 1 | 3 |
| 2/25 | Illinois State (ND) | 6.0 | 8 | 4 | 4 | 1 | 3 |
| 2/26 | Illinois State (W) | 7.0 | 2 | 2 | 2 | 1 | 12 |
| 2/27 | Illinois State (ND) | 7.0 | 2 | 1 | 1 | 5 | 8 |
| 2/28 | Illinois State (W) | 8.0 | 2 | 1 | 0 | 2 | 9 |
| 3/4 | UC Santa Barbara (W) | 8.0 | 5 | 1 | 0 | 1 | 6 |
| 3/5 | UC Santa Barbara (ND) | 6.0 | 0 | 0 | 0 | 2 | 12 |
| 3/6 | UC Santa Barbara (W) | 7.0 | 6 | 1 | 0 | 1 | 13 |
| 3/11 | at Mississippi State (L) | 5.1 | 9 | 5 | 3 | 3 | 2 |
| 3/12 | at Mississippi State (L) | 0.2 | 2 | 5 | 5 | 5 | 2 |
| 3/13 | at Mississippi State (L) | 5.2 | 6 | 4 | 3 | 4 | 2 |
| 3/18 | Utah (L) | 7.1 | 6 | 3 | 2 | 0 | 6 |
| 3/19 | Utah (ND) | 4.0 | 5 | 5 | 5 | 4 | 4 |
| 3/20 | Utah (L) | 6.0 | 4 | 1 | 1 | 3 | 6 |
| 3/22 | at Seattle (ND) | 3.0 | 4 | 3 | 3 | 1 | 0 |
| 3/24 | at Washington (ND) | 6.0 | 6 | 5 | 5 | 1 | 9 |
| 3/25 | at Washington (W) | 5.0 | 4 | 0 | 0 | 2 | 5 |
| 3/26 | at Washington (L) | 4.1 | 4 | 3 | 3 | 1 | 3 |
| 3/31 | at Notre Dame (L) | 3.0 | 7 | 4 | 4 | 1 | 0 |
| 4/1 | at Michigan State (ND) | 8.0 | 7 | 2 | 1 | 1 | 2 |
| 4/6 | Portland (W) | 2.0 | 2 | 1 | 1 | 1 | 5 |
| 4/8 | California (L) | 5.0 | 15 | 10 | 9 | 1 | 5 |
| 4/9 | California (W) | 6.2 | 2 | 2 | 1 | 6 | 9 |
| 4/10 | California (ND) | 3.0 | 0 | 0 | 0 | 2 | 3 |
| 4/15 | USC (W) | 6.0 | 4 | 3 | 3 | 6 | 5 |
| 4/16 | USC (W) | 7.0 | 6 | 5 | 5 | 1 | 5 |
| 4/17 | USC (W) | 5.0 | 4 | 2 | 2 | 4 | 2 |
| 4/18 | Oregon State (ND) | 2.0 | 6 | 7 | 5 | 2 | 0 |
| 4/21 | at UCLA (L) | 1.2 | 1 | 4 | 3 | 5 | 2 |
| 4/22 | at UCLA (L) | 5.2 | 6 | 3 | 3 | 3 | 4 |
| 4/23 | at UCLA (L) | 4.2 | 9 | 7 | 7 | 4 | 2 |
| 4/27 | Oregon State (W) | 2.0 | 0 | 0 | 0 | 1 | 3 |
| 4/29 | Washington State (L) | 2.0 | 5 | 4 | 3 | 1 | 2 |
| 4/30 | Washington State (W) | 9.0 | 6 | 0 | 0 | 0 | 13 |
| 5/1 | Washington State (ND) | 5.1 | 5 | 6 | 3 | 1 | 6 |
| 5/2 | vs. San Diego (W) | 7.0 | 7 | 2 | 2 | 2 | 2 |
| Totals | | 197.1 | 178 | 108 | 92 | 84 | 190 |

2016 BULLPEN GAME-BY-GAME

| Date | Opponent (W-L-ND-S) | IP | H | R | ER | BB | K |
|---------------|---------------------------|--------------|------------|-----------|-----------|-----------|------------|
| 2/19 | at San Diego State (W) | 2.0 | 1 | 2 | 0 | 2 | 3 |
| 2/20 | at San Diego State (W) | 5.0 | 5 | 1 | 1 | 2 | 3 |
| 2/21 | at San Diego State (W) | 4.0 | 5 | 2 | 2 | 1 | 5 |
| 2/25 | Illinois State (W) | 3.0 | 2 | 1 | 1 | 1 | 3 |
| 2/26 | Illinois State (S) | 2.0 | 0 | 0 | 0 | 1 | 4 |
| 2/27 | Illinois State (L) | 2.0 | 2 | 2 | 2 | 4 | 2 |
| 2/28 | Illinois State (S) | 1.0 | 0 | 0 | 0 | 0 | 2 |
| 3/4 | UC Santa Barbara (ND) | 1.0 | 0 | 0 | 0 | 0 | 1 |
| 3/5 | UC Santa Barbara (L) | 8.0 | 5 | 1 | 1 | 6 | 5 |
| 3/6 | UC Santa Barbara (S) | 2.0 | 1 | 0 | 0 | 0 | 2 |
| 3/11 | at Mississippi State (ND) | 2.2 | 4 | 5 | 5 | 2 | 3 |
| 3/12 | at Mississippi State (ND) | 7.1 | 9 | 4 | 3 | 0 | 1 |
| 3/13 | at Mississippi State (ND) | 2.1 | 3 | 1 | 0 | 1 | 2 |
| 3/18 | Utah (ND) | 1.2 | 1 | 1 | 0 | 2 | 1 |
| 3/19 | Utah (W) | 5.0 | 1 | 0 | 0 | 1 | 2 |
| 3/20 | Utah (ND) | 3.0 | 2 | 1 | 1 | 0 | 0 |
| 3/22 | at Seattle (W-S) | 6.0 | 4 | 1 | 0 | 1 | 6 |
| 3/24 | at Washington (L) | 3.2 | 3 | 4 | 4 | 5 | 4 |
| 3/25 | at Washington (S) | 4.0 | 0 | 0 | 0 | 1 | 5 |
| 3/26 | at Washington (ND) | 3.2 | 3 | 4 | 3 | 2 | 5 |
| 3/31 | at Notre Dame (ND) | 5.0 | 4 | 2 | 1 | 5 | 3 |
| 4/1 | at Michigan State (L) | 1.1 | 1 | 1 | 1 | 1 | 1 |
| 4/6 | Portland (ND) | 7.0 | 3 | 0 | 0 | 0 | 11 |
| 4/8 | California (ND) | 4.0 | 6 | 2 | 2 | 1 | 5 |
| 4/9 | California (S) | 2.1 | 3 | 1 | 1 | 0 | 2 |
| 4/10 | California (W) | 6.0 | 6 | 5 | 5 | 2 | 7 |
| 4/15 | USC (S) | 3.0 | 3 | 0 | 0 | 1 | 3 |
| 4/16 | USC (ND) | 2.0 | 3 | 3 | 1 | 1 | 4 |
| 4/17 | USC (S) | 4.1 | 6 | 3 | 3 | 0 | 2 |
| 4/18 | Oregon State (L) | 7.0 | 9 | 4 | 4 | 2 | 4 |
| 4/21 | at UCLA (ND) | 6.1 | 4 | 2 | 2 | 0 | 3 |
| 4/22 | at UCLA (ND) | 2.1 | 2 | 1 | 1 | 1 | 3 |
| 4/23 | at UCLA (ND) | 3.1 | 5 | 6 | 6 | 3 | 2 |
| 4/27 | Oregon State (S) | 7.0 | 9 | 6 | 3 | 3 | 7 |
| 4/29 | Washington State (ND) | 7.0 | 4 | 0 | 0 | 3 | 6 |
| 5/1 | Washington State (W) | 3.2 | 4 | 1 | 1 | 3 | 2 |
| 5/2 | vs. San Diego (S) | 2.0 | 3 | 0 | 0 | 0 | 0 |
| Totals | | 143.0 | 126 | 67 | 54 | 58 | 120 |

INDIVIDUAL BULLPEN APPEARANCES

16 • Jacob Bennett • Fr. • RHP

| Date | Opponent (W-L-ND-S) | IP | H | R | ER | BB | K |
|------|---------------------------|-----|---|---|----|----|---|
| 2/21 | at San Diego State (W) | 1.0 | 1 | 1 | 1 | 0 | 0 |
| 2/25 | Illinois State (W) | 1.0 | 2 | 1 | 1 | 0 | 2 |
| 3/5 | UC Santa Barbara (ND) | 1.2 | 2 | 0 | 0 | 1 | 0 |
| 3/13 | at Mississippi State (ND) | 0.1 | 1 | 1 | 0 | 0 | 0 |
| 3/18 | Utah (ND) | 0.2 | 0 | 0 | 0 | 0 | 0 |
| 3/20 | Utah (ND) | 0.1 | 1 | 1 | 1 | 0 | 0 |
| 3/25 | at Washington (ND) | 2.0 | 0 | 0 | 0 | 0 | 3 |

41 • Isaiah Carranza • Fr. • RHP

| Date | Opponent (W-L-ND-S) | IP | H | R | ER | BB | K |
|------|---------------------------|-----|---|---|----|----|---|
| 2/19 | at San Diego State (ND) | 0.1 | 0 | 2 | 0 | 2 | 0 |
| 2/21 | at San Diego State (ND) | 1.1 | 2 | 0 | 0 | 1 | 2 |
| 3/5 | UC Santa Barbara (ND) | 0.2 | 0 | 0 | 0 | 0 | 0 |
| 3/12 | at Mississippi State (ND) | 4.1 | 4 | 2 | 1 | 0 | 0 |
| 3/19 | Utah (W) | 3.0 | 1 | 0 | 0 | 0 | 0 |
| 3/22 | at Seattle (ND) | 1.0 | 0 | 0 | 0 | 0 | 0 |
| 3/24 | at Washington (ND) | 0.1 | 2 | 1 | 1 | 1 | 0 |
| 4/6 | Portland (ND) | 1.0 | 0 | 0 | 0 | 0 | 1 |
| 4/8 | California (ND) | 1.0 | 2 | 1 | 1 | 0 | 1 |
| 4/10 | California (ND) | 0.2 | 1 | 0 | 0 | 1 | 1 |
| 4/17 | USC (ND) | 2.1 | 3 | 1 | 1 | 0 | 2 |
| 4/21 | at UCLA (ND) | 2.0 | 3 | 2 | 2 | 0 | 1 |

36 • Jack Karraker • Sr. • RHP

| Date | Opponent (W-L-ND-S) | IP | H | R | ER | BB | K |
|------|---------------------------|-----|---|---|----|----|---|
| 3/12 | at Mississippi State (ND) | 1.0 | 1 | 0 | 0 | 0 | 0 |
| 3/22 | at Seattle (ND) | 1.0 | 1 | 0 | 0 | 0 | 2 |
| 3/26 | at Washington (ND) | 1.1 | 2 | 1 | 0 | 0 | 4 |
| 4/10 | California (ND) | 0.0 | 0 | 1 | 1 | 0 | 0 |
| 4/13 | vs. Portland (ND) | 0.0 | 0 | 0 | 0 | 0 | 2 |
| 4/16 | USC (ND) | 0.2 | 2 | 3 | 1 | 0 | 2 |
| 4/23 | at UCLA (ND) | 0.0 | 1 | 3 | 3 | 3 | 0 |
| 4/27 | Oregon State (ND) | 1.0 | 0 | 0 | 0 | 0 | 0 |
| 4/29 | Washington State (ND) | 1.2 | 0 | 0 | 0 | 1 | 1 |
| 5/2 | vs. San Diego (ND) | 0.2 | 1 | 0 | 0 | 0 | 0 |

20 • Parker Kelly • Fr. • RHP

| Date | Opponent (W-L-ND-S) | IP | H | R | ER | BB | K |
|------|---------------------------|-----|---|---|----|----|---|
| 3/12 | at Mississippi State (ND) | 2.0 | 4 | 2 | 2 | 0 | 1 |
| 3/22 | at Seattle (ND) | 1.0 | 0 | 0 | 0 | 0 | 2 |
| 3/26 | at Washington (ND) | 0.2 | 1 | 3 | 3 | 1 | 0 |
| 3/31 | at Notre Dame (ND) | 2.1 | 1 | 1 | 0 | 3 | 0 |
| 4/6 | Portland (ND) | 1.0 | 0 | 0 | 0 | 0 | 2 |
| 4/8 | California (ND) | 3.0 | 4 | 1 | 1 | 1 | 4 |
| 4/13 | vs. Portland (ND) | 1.0 | 0 | 0 | 0 | 0 | 0 |
| 4/18 | Oregon State (ND) | 2.0 | 3 | 1 | 1 | 1 | 1 |
| 4/23 | at UCLA (ND) | 1.0 | 0 | 0 | 0 | 0 | 0 |
| 4/27 | Oregon State (ND) | 1.2 | 2 | 0 | 0 | 0 | 1 |

11 • Matt Mercer • Fr. • RHP

| Date | Opponent (W-L-ND-S) | IP | H | R | ER | BB | K |
|------|-----------------------|-----|---|---|----|----|---|
| 3/4 | UC Santa Barbara (ND) | 1.0 | 0 | 0 | 0 | 0 | 1 |
| 3/6 | UC Santa Barbara (ND) | 1.0 | 1 | 0 | 0 | 0 | 0 |
| 3/11 | at Mississippi State | 1.0 | 3 | 5 | 5 | 2 | 2 |
| 3/19 | Utah (ND) | 2.0 | 0 | 0 | 0 | 1 | 2 |
| 3/22 | at Seattle (ND) | 1.0 | 1 | 0 | 0 | 1 | 0 |
| 3/25 | at Washington (ND) | 1.0 | 0 | 0 | 0 | 1 | 1 |
| 4/10 | California (ND) | 0.2 | 2 | 2 | 2 | 0 | 1 |
| 4/15 | USC (ND) | 0.2 | 2 | 0 | 0 | 0 | 1 |
| 4/18 | Oregon State (ND) | 0.1 | 2 | 1 | 1 | 0 | 0 |
| 4/22 | at UCLA (ND) | 1.2 | 1 | 1 | 1 | 0 | 2 |
| 4/29 | Washington State (ND) | 5.1 | 4 | 0 | 0 | 2 | 5 |

30 • Stephen Nogosek • Jr. • RHP

| Date | Opponent (W-L-ND-S) | IP | H | R | ER | BB | K |
|------|---------------------------|-----|---|---|----|----|---|
| 2/19 | at San Diego State (W) | 0.2 | 1 | 0 | 0 | 0 | 1 |
| 2/21 | at San Diego State (S) | 1.2 | 1 | 0 | 0 | 0 | 3 |
| 2/26 | Illinois State (S) | 2.0 | 0 | 0 | 0 | 1 | 4 |
| 2/28 | Illinois State (S) | 1.0 | 0 | 0 | 0 | 0 | 2 |
| 3/5 | UC Santa Barbara (ND) | 2.0 | 1 | 0 | 0 | 1 | 1 |
| 3/6 | UC Santa Barbara (S) | 1.0 | 0 | 0 | 0 | 0 | 2 |
| 3/13 | at Mississippi State (ND) | 1.2 | 1 | 0 | 0 | 0 | 1 |
| 3/20 | Utah (ND) | 2.1 | 0 | 0 | 0 | 0 | 1 |

| | | | | | | | |
|------|----------------------|-----|---|---|---|---|---|
| 3/22 | at Seattle (S) | 1.0 | 2 | 1 | 0 | 0 | 2 |
| 3/24 | at Washington (L) | 1.1 | 1 | 3 | 3 | 2 | 1 |
| 3/25 | at Washington (S) | 1.0 | 0 | 0 | 0 | 0 | 1 |
| 4/6 | Portland (ND) | 1.0 | 1 | 0 | 0 | 0 | 2 |
| 4/9 | California (S) | 1.1 | 1 | 0 | 0 | 0 | 1 |
| 4/10 | California (ND) | 1.0 | 1 | 0 | 0 | 0 | 3 |
| 4/15 | USC (S) | 1.0 | 0 | 0 | 0 | 1 | 0 |
| 4/16 | USC (ND) | 1.0 | 0 | 0 | 0 | 1 | 1 |
| 4/17 | USC (S) | 1.1 | 1 | 0 | 0 | 0 | 0 |
| 4/23 | at UCLA (ND) | 1.0 | 0 | 0 | 0 | 0 | 1 |
| 4/27 | Oregon State (S) | 1.0 | 1 | 1 | 0 | 1 | 2 |
| 5/1 | Washington State (W) | 2.1 | 3 | 0 | 0 | 0 | 2 |
| 5/2 | vs. San Diego (S) | 1.1 | 2 | 0 | 0 | 0 | 0 |

18 • Kyle Robeniol • Fr. • LHP

| Date | Opponent (W-L-ND-S) | IP | H | R | ER | BB | K |
|------|---------------------------|-----|---|---|----|----|---|
| 2/20 | at San Diego State (W) | 5.0 | 5 | 1 | 1 | 2 | 3 |
| 2/27 | Illinois State (L) | 1.2 | 1 | 2 | 2 | 3 | 2 |
| 3/5 | UC Santa Barbara (ND) | 2.0 | 1 | 0 | 0 | 1 | 2 |
| 3/13 | at Mississippi State (ND) | 0.1 | 1 | 0 | 0 | 1 | 1 |
| 3/31 | at Notre Dame (ND) | 2.2 | 3 | 1 | 1 | 2 | 3 |
| 4/10 | California (W) | 1.2 | 1 | 2 | 2 | 1 | 0 |
| 4/13 | vs. Portland (ND) | 0.2 | 0 | 0 | 0 | 1 | 0 |
| 4/27 | Oregon State (ND) | 0.1 | 2 | 3 | 1 | 1 | 0 |

40 • Cooper Stiles • Jr. • RHP

| Date | Opponent (W-L-ND-S) | IP | H | R | ER | BB | K |
|------|-------------------------|-----|---|---|----|----|---|
| 2/19 | at San Diego State (ND) | 1.0 | 0 | 0 | 0 | 0 | 2 |
| 2/25 | Illinois State (S) | 2.0 | 0 | 0 | 0 | 1 | 1 |
| 2/27 | Illinois State (ND) | 0.1 | 1 | 0 | 0 | 1 | 0 |
| 3/5 | UC Santa Barbara (L) | 0.1 | 1 | 1 | 1 | 1 | 0 |
| 3/22 | at Seattle (W) | 1.0 | 0 | 0 | 0 | 0 | 0 |
| 4/6 | Portland (ND) | 1.0 | 0 | 0 | 0 | 0 | 3 |
| 4/13 | vs. Portland (ND) | 1.1 | 0 | 0 | 0 | 0 | 2 |
| 4/18 | Oregon State (L) | 1.2 | 2 | 2 | 2 | 1 | 1 |
| 4/21 | at UCLA (ND) | 4.1 | 1 | 0 | 0 | 0 | 2 |
| 4/23 | at UCLA (ND) | 1.0 | 2 | 1 | 1 | 0 | 0 |
| 4/27 | Oregon State (ND) | 1.0 | 3 | 2 | 2 | 0 | 1 |

15 • Cole Stringer • Fr. • LHP

| Date | Opponent (W-L-ND-S) | IP | H | R | ER | BB | K |
|------|-------------------------|-----|---|---|----|----|---|
| 2/21 | at San Diego State (ND) | 0.0 | 1 | 1 | 1 | 0 | 0 |
| 4/6 | Portland (ND) | 1.0 | 0 | 0 | 0 | 0 | 3 |
| 4/13 | vs. Portland (ND) | 1.0 | 1 | 1 | 0 | 1 | 1 |
| 4/18 | Oregon State (ND) | 3.0 | 2 | 0 | 0 | 0 | 2 |
| 4/23 | at UCLA (ND) | 0.1 | 2 | 2 | 2 | 0 | 1 |

31 • Brac Warren • So. • RHP

| Date | Opponent (W-L-ND-S) | IP | H | R | ER | BB | K |
|------|---------------------------|-----|---|---|----|----|---|
| 3/5 | UC Santa Barbara (ND) | 1.1 | 0 | 0 | 0 | 2 | 2 |
| 3/11 | at Mississippi State (ND) | 1.2 | 1 | 0 | 0 | 0 | 1 |
| 3/18 | Utah (ND) | 1.0 | 1 | 1 | 0 | 2 | 1 |
| 3/20 | Utah (ND) | 0.1 | 1 | 0 | 0 | 0 | 0 |
| 3/24 | at Washington (ND) | 2.0 | 0 | 0 | 0 | 2 | 3 |
| 3/26 | at Washington (ND) | 1.2 | 0 | 0 | 0 | 1 | 1 |
| 4/1 | at Michigan State (L) | 1.1 | 1 | 1 | 1 | 1 | 1 |
| 4/6 | Portland (ND) | 1.0 | 1 | 0 | 0 | 0 | 2 |
| 4/9 | California (ND) | 1.0 | 2 | 1 | 1 | 0 | 1 |
| 4/10 | California (ND) | 2.0 | 1 | 0 | 0 | 0 | 2 |
| 4/15 | USC (ND) | 1.1 | 1 | 0 | 0 | 0 | 2 |
| 4/16 | USC (ND) | 0.1 | 1 | 0 | 0 | 0 | 1 |
| 4/17 | USC (ND) | 0.1 | 2 | 2 | 2 | 0 | 0 |
| 4/22 | at UCLA (ND) | 0.2 | 1 | 0 | 0 | 1 | 1 |
| 4/27 | Oregon State (ND) | 1.0 | 1 | 0 | 0 | 0 | 2 |
| 5/1 | Washington State (ND) | 1.1 | 1 | 1 | 1 | 3 | 2 |

37 • Connor Zwetsch • Jr. • RHP

| Date | Opponent (W-L-ND-S) | IP | H | R | ER | BB | K |
|------|---------------------|-----|---|---|----|----|---|
| 4/13 | vs. Portland (ND) | 1.0 | 0 | 0 | 0 | 0 | 0 |
| 4/27 | Oregon State (ND) | 1.0 | 0 | 0 | 0 | 1 | 1 |

inside the numbers

QUALITY PITCHING STARTS

| No. | Date | Opponent | Pitcher (#) | IP (H, R-ER, BB, K) |
|-----|------|--------------------|--------------------|---------------------|
| 1. | 2/19 | at San Diego State | Cole Irvin (1) | 7.0 (6, 0-0, 0, 9) |
| 2. | 2/26 | Illinois State | Cole Irvin (2) | 7.0 (2, 2-2, 1, 12) |
| 3. | 2/27 | Illinois State | Matt Krook (1) | 7.0 (2, 1-1, 5, 8) |
| 4. | 2/28 | Illinois State | David Peterson (1) | 8.0 (2, 1-0, 2, 9) |
| 5. | 3/4 | UC Santa Barbara | Cole Irvin (3) | 8.0 (5, 1-0, 1, 6) |
| 6. | 3/5 | UC Santa Barbara | Matt Krook (2) | 6.0 (0, 0-0, 2, 12) |
| 7. | 3/6 | UC Santa Barbara | David Peterson (2) | 7.0 (6, 1-0, 1, 13) |
| 8. | 3/18 | Utah | Cole Irvin (4) | 7.1(6, 3-2, 0, 6) |
| 9. | 3/20 | Utah | David Peterson (3) | 6.0 (4, 1-1, 3, 6) |
| 10. | 4/1 | at Michigan State | Cole Irvin (5) | 8.0 (7, 2-1, 1, 2) |
| 11. | 4/9 | California | Matt Krook (3) | 6.2 (2, 2-1, 6, 9) |
| 12. | 4/15 | USC | Matt Krook (4) | 6.0 (4, 3-3, 6, 5) |
| 13. | 4/30 | Washington State | Cole Irvin (6) | 9.0 (6, 0-0, 0, 13) |
| 14. | 5/2 | vs. San Diego | Cole Stringer (1) | 7.0 (7, 2-2, 2, 2) |

SAVES

| No. | Date | Opponent | Pitcher (Save #) | IP (H, R-ER, BB, K) |
|-----|------|--------------------|----------------------|---------------------|
| 1. | 2/21 | at San Diego State | Stephen Nogosek (1) | 1.2 (1, 0-0, 0, 3) |
| 2. | 2/25 | Illinois State | Cooper Stiles (1) | 2.0 (0, 0-0, 1, 1) |
| 3. | 2/26 | Illinois State | Stephen Nogosek (2) | 2.0 (0,0-0,0, 1) |
| 4. | 2/28 | Illinois State | Stephen Nogosek (3) | 1.0 (0, 0-0, 0, 2) |
| 5. | 3/6 | UC Santa Barbara | Stephen Nogosek (4) | 1.0 (0, 0-0, 0, 2) |
| 6. | 3/22 | at Seattle | Stephen Nogosek (5) | 1.0 (2, 1-0, 0, 2) |
| 7. | 3/25 | at Washington | Stephen Nogosek (6) | 1.0 (0, 0-0, 0, 1) |
| 8. | 4/9 | California | Stephen Nogosek (7) | 1.1 (1, 0-0, 0, 1) |
| 9. | 4/15 | USC | Stephen Nogosek (8) | 1.0 (0, 0-0, 1, 0) |
| 10. | 4/17 | USC | Stephen Nogosek (9) | 1.1 (1, 0-0, 0, 0) |
| 11. | 4/27 | Oregon State | Stephen Nogosek (10) | 1.0 (1, 1-0, 1, 2) |
| 12. | 5/2 | vs. San Diego | Stephen Nogosek (11) | 1.1 (2, 0-0, 0, 0) |

*A quality pitching start is completing at least six innings and permitting no more than three earned runs.

2016 HOME RUNS

| No. | Player | Date | Opponent | On Base | Inning | Outs | Count | Score | Final |
|-----|--------------------------|------|----------------------|---------|--------|------|-------|-------|-------|
| 1. | Steven Packard (1) | 2/19 | at San Diego State | 1 | 3 | 2 | 2-2 | 3-3 | 10-5 |
| 2. | A.J. Balta (1) | 2/20 | at San Diego State | 1 | 6 | 1 | 0-0 | 7-4 | 10-5 |
| 3. | Tim Susnara (1) | 2/21 | at San Diego State | 0 | 2 | 2 | 1-0 | 0-0 | 4-3 |
| 4. | A.J. Balta (2) | 2/21 | at San Diego State | 2 | 8 | 2 | 0-0 | 1-1 | 4-3 |
| 5. | Phil Craig-St. Louis (1) | 2/27 | Illinois State | 0 | 9 | 1 | 2-1 | 1-3 | 2-3 |
| 6. | Phil Craig-St. Louis (2) | 3/4 | UC Santa Barbara | 0 | 4 | 2 | 0-2 | 1-0 | 13-1 |
| 7. | A.J. Balta (3) | 3/11 | at Mississippi State | 1 | 1 | 0 | 1-1 | 0-0 | 4-10 |
| 8. | Travis Moniot (1) | 3/13 | at Mississippi State | 0 | 8 | 0 | 2-1 | 0-5 | 2-5 |
| 9. | A.J. Balta (4) | 3/13 | at Mississippi State | 0 | 8 | 2 | 0-0 | 1-5 | 2-5 |
| 10. | Steven Packard (2) | 3/26 | at Washington | 0 | 2 | 2 | 3-2 | 0-0 | 4-7 |
| 11. | Jakob Goldfarb (1) | 3/26 | at Washington | 0 | 2 | 2 | 2-1 | 1-0 | 4-7 |
| 12. | Steven Packard (3) | 4/6 | Portland | 3 | 7 | 2 | 3-2 | 6-1 | 10-1 |
| 13. | Austin Grebeck (1) | 4/9 | California | 0 | 1 | 0 | 1-2 | 0-0 | 4-3 |
| 14. | A.J. Balta (5) | 4/9 | California | 1 | 5 | 2 | 0-2 | 2-2 | 4-3 |
| 15. | A.J. Balta (6) | 4/10 | California | 0 | 1 | 2 | 3-2 | 0-0 | 11-5 |
| 16. | Travis Moniot (2) | 4/15 | USC | 0 | 5 | 0 | 0-0 | 2-3 | 4-3 |
| 17. | Travis Moniot (3) | 4/16 | USC | 0 | 5 | 0 | 1-1 | 9-2 | 12-8 |
| 18. | Steven Packard (4) | 4/18 | Oregon State | 1 | 4 | 0 | 0-1 | 0-8 | 10-11 |
| 19. | Travis Moniot (4) | 4/18 | Oregon State | 2 | 6 | 0 | 0-0 | 3-8 | 10-11 |
| 20. | Phil Craig-St. Louis (3) | 4/21 | at UCLA | 1 | 5 | 1 | 1-0 | 0-6 | 3-6 |
| 21. | Travis Moniot (5) | 4/30 | Washington State | 0 | 3 | 0 | 1-0 | 1-0 | 8-0 |
| 22. | A.J. Balta (7) | 5/2 | vs. San Diego | 2 | 7 | 2 | 0-0 | 1-0 | 5-2 |

the last time

TEAM

Won 10 or more consecutive games 10, Feb. 18-Mar. 4, 2012
 Won 15 or more consecutive game
 Won 15 or more consecutive homes games 16, March 15-May 4, 2014
 Won 20 or more consecutive home games
 Won 5 or more consecutive conference games 5, April 9-17, 2016
 Won 5 or more consecutive conference home games 5, April 9-17, 2016
 Won 5 or more consecutive road games 5, May 10-19, 2015
 Lost 5 or more consecutive games April 1-9, 2011
 Lost 5 or more consecutive conference games April 1-9, 2011

 Scored 10 or more runs in three consecutive games Feb. 19-23, 2012
 Scored 15 or more runs in a game 15 at USC (April 18, 2015)
 Scored 20 or more runs in a game 22 vs. New Mexico State (Feb. 21, 2015)
 Scored 25 or more runs in a game
 Allowed 10 or more runs in a game 13 at UCLA (April 23, 2016)
 Allowed 20 or more runs in a game 20-9 vs. Washington State, 1981

 Scored 5 or more runs in an inning 6, vs. Washington State (May 1, 2016)
 Scored 6 or more runs in an inning 6, vs. Washington State (May 1, 2016)
 Scored 7 or more runs in an inning 7 vs. Oregon State (April 27, 2016)

 Was shut out 2-0, vs. Utah (March 20, 2016)
 Was shut out at home 2-0, vs. Utah (March 20, 2016)
 Was shut out in consecutive games vs. #13 UCLA (April 19-20, 2013)
 Lost back-to-back 1-0 games vs. #13 UCLA (April 19-20, 2013)

 Shut out an opponent (9-inn. game) 8-0, vs Washington State (April 30, 2016)
 Shut out consecutive opponents 4-0, 1-0 at Ohio State (May 11-12, 2013)
 Shut out three consecutive opponents April 2-6, 1963

 Swept a 3-game series vs. USC (April 15-17, 2016)
 Swept back-to-back 3(4)-game series 2014
 vs. UC Riverside (April 11-13) & vs. Washington State (April 17-19)
 Swept 3 straight 3-game series 2013
 vs. Stanford (April 26-28, at Washington State (May 3-5) & at Ohio State (May 11-12)
 Swept 6 or more 3(4)-game series 2014
 at Hawaii (4), at Loyola Marymount, vs. Utah, vs. UC Riverside, vs. Washington State, vs. Arizona, at UCLA 2014
 Swept 5 or more 3(4)-game series 2014
 at Hawaii (4), at Loyola Marymount, vs. Utah, vs. UC Riverside, vs. Washington State, vs. Arizona, at UCLA 2014
 Swept 4 or more 3(4)-game series 2014
 at Hawaii (4), at Loyola Marymount, vs. Utah, vs. UC Riverside, vs. Washington State, vs. Arizona, at UCLA 2014

 Swept a 3-game conference series vs. USC (April 15-17, 2016)
 Swept a 3-game home series vs. USC (April 15-17, 2016)
 Swept a 3-game road series at San Diego State (Feb. 19-21, 2016)
 Swept a 3-game non-conference series at San Diego State (Feb. 19-21, 2016)
 Swept a 3-game road conference series at Utah (May 15-17, 2015)
 Swept back-to-back 3-game conference series
 vs. Stanford (April 26-28, 2013) & at Washington State (May 3-5, 2013)
 Swept 2 or more conference road series 2013
 at California and at Washington State

 Was swept in a 3-game series at UCLA (April 21-23, 2016)
 Was swept in a 3-game home series vs. Michigan State (April 3-5, 2015)
 Was swept in a conference home series vs. UCLA (May 6-8, 2011)
 Was swept in a road conference series at UCLA (April 21-23, 2016)

 Swept a 4-game series vs. New Mexico State (Feb. 19-22, 2015)
 Was swept in a 4-game series

 Had back-to-back homers Packard/Goldfarb at Washington (March 26, 2016)
 Hit 4 or more home runs in a game 4 at California (April 13, 2013)
 Hit 5 or more home runs in a game
 Homered in 5 or more consecutive games

 Had 15 or more hits in a game 15 vs. California (April 10, 2016)
 Had 20 or more hits in a game 20 vs. Clemson (May 30, 2014)
 Had 10 or more hits in 5 consecutive games May 10-15, 2011
 10 or more hits in 10 consecutive games

 Overcame a deficit of 5 runs in a win 6 vs. Oregon State (April 12, 2015)
 Overcame a deficit of 6 or more runs in a win 6 vs. Oregon State (April 12, 2015)
 No-hit the opposition, 9 innings vs. Portland (April 18, 2012)
 Was no-hit
 Walked 10 or more batters 10 vs. Michigan State (April 3, 2015)

 Struck out 10 or more batters 10, vs. Washington State (May 1, 2016)
 Struck out 15 or more batters 11 vs. California (April 9, 2016)
 Struck out 16 or more batters 16 vs. Portland (April 6, 2016)
 Struck out 17 or more batters 17 vs. UC Santa Barbara (March 5, 2016)

INDIVIDUAL

Hit a grand slam Steven Packard vs. Portland (April 6, 2016)
 Hit a walk-off home run Ryan Healy vs. Washington (March 28, 2013)
 Hit a lead-off home run Austin Grebeck vs. California (April 9, 2016)
 Hit a pinch-hit home run Phil Craig-St. Louis at UCLA (April 21, 2016)
 Hit 2 home runs Shaun Chase vs. Oregon State (May 20, 2014)
 Hit 3 home runs
 Hit an inside the park home run Connor Hofmann vs. Seattle (May 18, 2012)
 Had a walk-off hit Tim Susnara vs. UCLA (May 24, 2015)
 Homered in consecutive games Travis Moniot vs. USC (April 15-16, 2016)
 Homered in 3 straight games Scott Heineman at California/at Portland (April 13-16, 2013)
 Hit for the cycle Eddie Rodriguez vs. East Tennessee State (May 16, 2010)

 Scored 4 or more runs in a game 4, Josh Graham vs. New Mexico State (Feb. 21, 2015)

 Had 4 hits in a game 4, Jake Bennett vs. Washington State (May 1, 2016)
 Had 5 or more hits in a game 5, J.J. Altobelli at Hawaii (Feb. 20, 2012)

 Had 4 RBI in a game Steven Packard vs. Portland (April 6, 2016)
 Had 5 RBI in a game 6, Josh Graham at UC Riverside (March 25, 2015)
 Had 6 RBI in a game 6, Josh Graham at UC Riverside (March 25, 2015)
 Had 7 RBI in a game Brandon Cuddy at UC Santa Barbara (Feb. 28, 2015)
 Had 8 or more RBI in a game 8, Jack Marder vs. Nevada (March 19, 2010)

 Stole 3 bases in a game Austin Grebeck/Scott Heineman vs. Canisius (May 30, 2015)
 Stole 4 or more bases in a game
 Stole home J.B. Bryant vs. New Mexico State (Feb. 20, 2015)

 Walked 3 times in a game Austin Grebeck vs. Stanford (May 3, 2015)
 Walked 4 times or more in a game Austin Grebeck vs. Oregon State (May 6, 2014)

 Threw a nine-inning no-hitter Jordan Spencer vs. Portland (April 18, 2012)
 Struck out 5 or more consecutive batters 5, Matt Krook vs. UC Santa Barbara (March 5, 2016)
 Struck out 6 or more consecutive batters 6, Cole Irvin vs. Illinois State (Feb. 26, 2016)
 Struck out 10 or more batters in a game 13, Cole Irvin vs. Washington State (April 30, 2016)
 Struck out 11 or more batters in a game 13, Cole Irvin vs. Washington State (April 30, 2016)
 Struck out 12 or more batters in a game 13, Cole Irvin vs. Washington State (April 30, 2016)
 Struck out 13 or more batters in a game 13, Cole Irvin vs. Washington State (April 30, 2016)
 Struck out 14 or more batters in a game .. 14, Tyler Anderson at Long Beach State (March 4, 2011)

 Pitched a complete-game loss (9 inn) Cole Irvin vs. #13 UCLA (April 20, 2013)
 Pitched a complete-game loss Cole Irvin vs. #13 UCLA (April 20, 2013)
 Pitched a 9-inning complete game Cole Irvin vs. Washington State (April 30, 2016)
 Pitched a complete-game shutout Cole Irvin vs. Washington State (April 30, 2016)

SERIES STATS vs. 2016 OPPONENTS

| Batting | W-L | Avg. | R | H | 2B | 3B | HR | RBI | BB | SO |
|-------------------|-----|------|----|----|----|----|----|-----|----|----|
| San Diego State | 3-0 | .238 | 22 | 25 | 6 | 3 | 4 | 18 | 12 | 22 |
| Illinois State | 3-1 | .186 | 17 | 22 | 4 | 2 | 1 | 14 | 17 | 31 |
| UC Santa Barbara | 2-1 | .204 | 16 | 22 | 4 | 0 | 1 | 15 | 13 | 17 |
| Mississippi State | 0-3 | .196 | 9 | 19 | 1 | 0 | 3 | 7 | 16 | 32 |
| Utah | 1-2 | .211 | 10 | 20 | 1 | 1 | 0 | 8 | 13 | 24 |
| Seattle | 1-0 | .306 | 6 | 11 | 2 | 0 | 0 | 6 | 1 | 9 |
| Washington | 1-2 | .202 | 12 | 20 | 8 | 0 | 2 | 12 | 17 | 23 |
| Notre Dame | 0-1 | .219 | 3 | 7 | 1 | 0 | 0 | 3 | 5 | 8 |
| Michigan State | 0-1 | .152 | 2 | 5 | 0 | 0 | 0 | 2 | 3 | 14 |
| Portland | 1-0 | .250 | 10 | 9 | 1 | 0 | 1 | 9 | 6 | 6 |
| California | 2-1 | .266 | 17 | 25 | 6 | 0 | 3 | 16 | 8 | 17 |
| USC | 3-0 | .340 | 24 | 32 | 6 | 2 | 2 | 22 | 17 | 16 |
| Oregon State | 1-1 | .277 | 17 | 18 | 5 | 1 | 2 | 16 | 12 | 11 |
| UCLA | 0-3 | .165 | 6 | 16 | 1 | 0 | 1 | 6 | 9 | 19 |
| Washington State | 2-1 | .274 | 19 | 26 | 3 | 0 | 1 | 18 | 10 | 13 |
| San Diego | 1-0 | .281 | 5 | 9 | 0 | 0 | 1 | 4 | 2 | 4 |
| Arizona State | | | | | | | | | | |
| Gonzaga | | | | | | | | | | |
| Arizona | | | | | | | | | | |
| Saint Mary's | | | | | | | | | | |
| Stanford | | | | | | | | | | |

| Pitching | W-L | ERA | H | R | ER | BB | SO | SV | Score |
|-------------------|-----|------|----|----|----|----|----|----|-------|
| San Diego State | 3-0 | 2.00 | 25 | 10 | 6 | 9 | 29 | 1 | 22-10 |
| Illinois State | 3-1 | 2.50 | 18 | 11 | 10 | 15 | 43 | 2 | 17-11 |
| UC Santa Barbara | 2-1 | 0.28 | 17 | 3 | 1 | 10 | 39 | 1 | 16-3 |
| Mississippi State | 0-3 | 7.12 | 33 | 24 | 19 | 15 | 12 | 0 | 9-24 |
| Utah | 2-1 | 3.00 | 19 | 11 | 9 | 10 | 20 | 0 | 10-11 |
| Seattle | 1-0 | 3.00 | 8 | 4 | 3 | 2 | 6 | 1 | 6-4 |
| Washington | 1-2 | 5.06 | 20 | 16 | 15 | 12 | 31 | 1 | 12-16 |
| Notre Dame | 0-1 | 5.63 | 11 | 6 | 5 | 6 | 3 | 0 | 3-6 |
| Michigan State | 0-1 | 1.93 | 8 | 3 | 2 | 2 | 3 | 0 | 2-3 |
| Portland | 1-0 | 1.00 | 5 | 1 | 1 | 1 | 16 | 0 | 10-1 |
| California | 2-1 | 6.00 | 32 | 20 | 18 | 12 | 31 | 1 | 17-20 |
| USC | 3-0 | 4.67 | 26 | 16 | 14 | 13 | 21 | 2 | 24-16 |
| Oregon State | 1-1 | 6.00 | 24 | 17 | 12 | 8 | 14 | 1 | 17-17 |
| UCLA | 0-3 | 8.25 | 27 | 23 | 22 | 16 | 16 | 0 | 6-23 |
| Washington State | 2-1 | 2.33 | 24 | 11 | 7 | 8 | 31 | 0 | 19-11 |
| San Diego | 1-0 | 2.00 | 10 | 2 | 2 | 2 | 2 | 1 | 5-2 |
| Arizona State | | | | | | | | | |
| Gonzaga | | | | | | | | | |
| Arizona | | | | | | | | | |
| St. Mary's | | | | | | | | | |
| Stanford | | | | | | | | | |

DUCK NUMBERS

| | |
|---------------------------------------|-------|
| Overall..... | 21-17 |
| Home | 15-7 |
| Road..... | 5-10 |
| Neutral..... | 1-0 |
| Pac-12 Conference | 9-9 |
| Pac-12 Home..... | 8-4 |
| Pac-12 Away | 1-5 |
| vs. Ranked Opponents..... | 3-5 |
| vs. Unranked Opponents | 18-12 |
| On Turf | 17-10 |
| On Grass..... | 3-7 |
| Turf Infield/Grass Outfield..... | 1-0 |
| Morning Start | 0-1 |
| Afternoon Start | 14-8 |
| Night Start | 7-8 |
| February..... | 6-1 |
| March..... | 5-9 |
| April | 8-7 |
| May..... | 2-0 |
| June | 0-0 |
| Mondays | 1-1 |
| Tuesdays | 1-0 |
| Wednesdays..... | 2-0 |
| Thursdays..... | 1-3 |
| Fridays | 5-6 |
| Saturdays | 5-5 |
| Sundays | 6-2 |
| When Carranza starts..... | 1-1 |
| When Irvin starts | 5-6 |
| When Krook starts..... | 5-5 |
| When Peterson starts..... | 6-3 |
| When Robeniol starts..... | 2-2 |
| When Stringer starts | 2-0 |
| When a reliever pitches..... | 20-17 |
| Oregon homers | 10-6 |
| Opponent homers | 7-6 |
| When Ducks score first | 16-5 |
| When opponents score first..... | 5-12 |
| Last 5 games | 4-1 |
| Last 10 games | 5-5 |
| Weekend Series Win/Loss/Tie..... | 6-4 |
| Weekend Series Sweeps/Been Swept..... | 2-2 |
| Season Series Sweeps/Been Swept | 0-0 |
| Extra Innings..... | 0-3 |
| Current Streak | W3 |
| Longest Win Streak | W5 |
| Longest Losing Streak | L4 |

2016 results

| Game Date | Opposing Team | Score | r-h-e | r-h-e | Inns | Overall | Conference | Pitcher of Record | Attend | Time |
|-------------|----------------------|-------|---------|---------|------|---|------------|-----------------------|--------|------|
| February 19 | at San Diego State | 8-2 | 8-7-2 | 2-7-2 | 9 | 1-0 | 0-0 | Stephen Nogosek (1-0) | 1,155 | 2:57 |
| February 20 | at San Diego State | 10-5 | 10-11-2 | 5-9-1 | 9 | 2-0 | 0-0 | Kyle Robeniol (1-0) | 1,180 | 3:08 |
| February 21 | at San Diego State | 4-3 | 4-7-2 | 3-9-1 | 9 | 3-0 | 0-0 | Jacob Bennett (1-0) | 1,124 | 3:09 |
| February 25 | Illinois State | 8-5 | 8-6-0 | 5-10-0 | 9 | 4-0 | 0-0 | Jacob Bennett (2-0) | 1,737 | 2:45 |
| February 26 | Illinois State | 4-2 | 4-7-1 | 2-2-0 | 9 | 5-0 | 0-0 | Cole Irvin (1-0) | 1,006 | 2:26 |
| February 27 | Illinois State | 2-3 | 2-5-2 | 3-4-1 | 9 | 5-1 | 0-0 | Kyle Robeniol (1-1) | 1,503 | 2:02 |
| February 28 | Illinois State | 3-1 | 3-4-2 | 1-2-0 | 9 | 6-1 | 0-0 | David Peterson (1-0) | 1,216 | 2:32 |
| March 4 | UC Santa Barbara | 13-1 | 13-12-1 | 1-5-1 | 9 | 7-1 | 0-0 | Cole Irvin (2-0) | 1,533 | 2:30 |
| March 5 | UC Santa Barbara | 0-1 | 0-4-1 | 1-5-1 | 14 | 7-2 | 0-0 | Cooper Stiles (0-1) | 1,120 | 4:16 |
| March 6 | UC Santa Barbara | 3-1 | 3-6-1 | 1-7-3 | 9 | 8-2 | 0-0 | David Peterson (2-0) | 1,111 | 2:31 |
| March 11 | at Mississippi State | 4-10 | 4-4-1 | 10-13-1 | 9 | 8-3 | 0-0 | Cole Irvin (2-1) | 6,454 | 3:18 |
| March 12 | at Mississippi State | 3-9 | 3-9-1 | 9-11-0 | 9 | 8-4 | 0-0 | Matt Krook (0-1) | 6,627 | 3:18 |
| March 13 | at Mississippi State | 2-5 | 2-6-1 | 5-9-1 | 9 | 8-5 | 0-0 | David Peterson (2-1) | 6,461 | 2:40 |
| March 18 | Utah* | 1-4 | 1-3-2 | 4-7-0 | 9 | 8-6 | 0-1 | Cole Irvin (2-2) | 1,136 | 2:57 |
| March 19 | Utah* | 9-5 | 9-14-1 | 5-6-0 | 9 | 9-6 | 1-1 | Isaiah Carranza (1-0) | 1,414 | 3:18 |
| March 20 | Utah* | 0-2 | 0-3-2 | 2-6-1 | 9 | 9-7 | 1-2 | David Peterson (2-2) | 1,156 | 2:38 |
| March 22 | at Seattle | 6-4 | 6-11-1 | 4-8-2 | 9 | 10-7 | 1-2 | Cooper Stiles (1-1) | 109 | 2:47 |
| March 24 | at Washington* | 6-9 | 6-10-0 | 9-9-2 | 9 | 10-8 | 1-3 | Stephen Nogosek (1-1) | 598 | 4:08 |
| March 25 | at Washington* | 2-0 | 2-5-0 | 0-4-0 | 9 | 11-8 | 2-3 | Matt Krook (1-1) | 851 | 2:56 |
| March 26 | at Washington* | 4-7 | 4-5-1 | 7-7-0 | 9 | 11-9 | 2-4 | Kyle Robeniol (1-2) | 919 | 3:05 |
| March 31 | at Notre Dame | 3-6 | 3-7-1 | 6-11-2 | 9 | 11-10 | 2-4 | Isaiah Carranza (1-1) | 555 | 3:06 |
| April 1 | at Michigan State | 2-3 | 2-5-1 | 3-8-0 | 10 | 11-11 | 2-4 | Brac Warren (0-1) | 712 | 2:38 |
| April 6 | Portland | 10-1 | 10-7-0 | 1-5-2 | 9 | 12-11 | 2-4 | Kyle Robeniol (2-2) | 1,219 | 3:01 |
| April 8 | California* | 2-12 | 2-6-2 | 12-21-0 | 9 | 12-12 | 2-5 | Cole Irvin (2-3) | 2,200 | 2:39 |
| April 9 | California* | 4-3 | 4-4-2 | 3-5-2 | 9 | 13-12 | 3-5 | Matt Krook (2-1) | 1,819 | 2:36 |
| April 10 | California* | 11-5 | 11-15-0 | 5-6-1 | 9 | 14-12 | 4-5 | Kyle Robeniol (3-2) | 1,398 | 3:40 |
| April 13 | vs. Portland^ | | | | | Game Suspended Until 5/17; Oregon leads 3-1, T9 | | | | |
| April 15 | USC* | 4-3 | 4-6-0 | 3-7-2 | 9 | 15-12 | 5-5 | Matt Krook (3-1) | 1,881 | 2:45 |
| April 16 | USC* | 12-8 | 12-13-2 | 8-9-0 | 9 | 16-12 | 6-5 | Cole Irvin (3-3) | 2,613 | 3:14 |
| April 17 | USC* | 8-5 | 8-13-1 | 5-10-1 | 9 | 17-12 | 7-5 | David Peterson (3-2) | 1,803 | 2:52 |
| April 18 | Oregon State | 10-11 | 10-13-1 | 11-15-0 | 9 | 17-13 | 7-5 | Cooper Stiles (1-2) | 2,902 | 4:13 |
| April 21 | at UCLA* | 3-6 | 3-7-1 | 6-5-1 | 9 | 17-14 | 7-6 | Matt Krook (3-2) | 807 | 3:19 |
| April 22 | at UCLA* | 2-4 | 2-4-1 | 4-8-1 | 9 | 17-15 | 7-7 | Cole Irvin (3-4) | 1,138 | 3:19 |
| April 23 | at UCLA* | 1-13 | 1-5-0 | 13-14-0 | 9 | 17-16 | 7-8 | David Peterson (3-3) | 1,389 | 3:04 |
| April 27 | Oregon State | 7-6 | 7-5-2 | 6-9-1 | 9 | 18-16 | 7-8 | Cole Stringer (1-0) | 1,883 | 3:13 |
| April 29 | Washington State* | 0-4 | 0-2-2 | 4-9-0 | 9 | 18-17 | 7-9 | Matt Krook (3-3) | 1,628 | 3:05 |
| April 30 | Washington State* | 8-0 | 8-11-0 | 0-6-1 | 9 | 19-17 | 8-9 | Cole Irvin (4-4) | 3,541 | 2:30 |
| May 1 | Washington State* | 11-7 | 11-13-2 | 7-9-0 | 9 | 20-17 | 9-9 | Stephen Nogosek (2-1) | 1,625 | 3:11 |
| May 2 | vs. San Diego^ | 5-2 | 5-9-1 | 2-10-2 | 9 | 21-17 | 9-9 | Cole Stringer (2-0) | 885 | 2:41 |
| May 6 | at Arizona State* | | | | | | | | | |
| May 7 | at Arizona State* | | | | | | | | | |
| May 8 | at Arizona State* | | | | | | | | | |
| May 9 | Gonzaga | | | | | | | | | |
| May 10 | Gonzaga | | | | | | | | | |
| May 13 | at Oregon State* | | | | | | | | | |
| May 14 | at Oregon State* | | | | | | | | | |
| May 15 | at Oregon State* | | | | | | | | | |
| May 17 | Portland | | | | | | | | | |
| May 20 | Arizona* | | | | | | | | | |
| May 21 | Arizona* | | | | | | | | | |
| May 22 | Arizona* | | | | | | | | | |
| May 23 | Saint Mary's | | | | | | | | | |
| May 26 | at Stanford* | | | | | | | | | |
| May 27 | at Stanford* | | | | | | | | | |
| May 28 | at Stanford* | | | | | | | | | |

*Pac-12 Conference/^at Ron Tonkin Field (Hillsboro, Ore.)

2016 lineup by batting order

| Date | Opponent | No. (Times) | Result/Record | No. 1 | No. 2 | No. 3 | No. 4 | No. 5 | No. 6 | No. 7 | No. 8 | No. 9 |
|-------------|----------------------|-------------|-------------------|---------|----------|----------|-----------------|-----------------|----------|-----------------|-----------|-----------|
| February 19 | at San Diego State | 1 (1) | W, 8-2/1-0 | Grebeck | Balta | Goldfarb | Craig-St. Louis | Packard | Susnara | Karaviotis | Moniot | Patzlaff |
| February 20 | at San Diego State | 1 (2) | W, 10-5/2-0 | Grebeck | Balta | Goldfarb | Craig-St. Louis | Packard | Susnara | Karaviotis | Moniot | Patzlaff |
| February 21 | at San Diego State | 1 (3) | W, 4-3/3-0 | Grebeck | Balta | Goldfarb | Craig-St. Louis | Packard | Susnara | Karaviotis | Moniot | Patzlaff |
| February 25 | Illinois State | 2 (1) | W, 8-5/4-0 | Grebeck | Balta | Goldfarb | Craig-St. Louis | Packard | Susnara | Kroon | Moniot | Patzlaff |
| February 26 | Illinois State | 2 (2) | W, 4-2/5-0 | Grebeck | Balta | Goldfarb | Craig-St. Louis | Packard | Susnara | Kroon | Moniot | Patzlaff |
| February 27 | Illinois State | 3 (1) | L, 3-2/5-1 | Grebeck | Balta | Goldfarb | Craig-St. Louis | Packard | Heggen | Kroon | Moniot | Patzlaff |
| February 28 | Illinois State | 2 (3) | W, 3-1/6-1 | Grebeck | Balta | Goldfarb | Craig-St. Louis | Packard | Susnara | Kroon | Moniot | Patzlaff |
| March 4 | UC Santa Barbara | 2 (4) | W, 13-1/7-1 | Grebeck | Balta | Goldfarb | Craig-St. Louis | Packard | Susnara | Kroon | Moniot | Patzlaff |
| March 5 | UC Santa Barbara | 3 (2) | L, 1-0 (14)/7-2 | Grebeck | Balta | Goldfarb | Craig-St. Louis | Packard | Heggen | Kroon | Moniot | Patzlaff |
| March 6 | UC Santa Barbara | 2 (5) | W, 3-1/8-2 | Grebeck | Balta | Goldfarb | Craig-St. Louis | Packard | Susnara | Kroon | Moniot | Patzlaff |
| March 11 | at Mississippi State | 2 (6) | L, 10-4/8-3 | Grebeck | Balta | Goldfarb | Craig-St. Louis | Packard | Susnara | Kroon | Moniot | Patzlaff |
| March 12 | at Mississippi State | 4 (1) | L, 9-3/8-4 | Grebeck | Patzlaff | Balta | Susnara | Kroon | Packard | Craig-St. Louis | Heggen | Moniot |
| March 13 | at Mississippi State | 5 (1) | L, 5-2/8-5 | Grebeck | Patzlaff | Balta | Susnara | Kroon | Goldfarb | Karaviotis | Kasser | Moniot |
| March 18 | Utah* | 6 (1) | L, 4-1/8-6 | Grebeck | Eureste | Balta | Susnara | Craig-St. Louis | Kroon | Goldfarb | Moniot | Patzlaff |
| March 19 | Utah* | 7 (1) | W, 9-5/9-6 | Grebeck | Kasser | Balta | Susnara | Packard | Kroon | Bennett | Moniot | Patzlaff |
| March 20 | Utah* | 8 (1) | L, 2-0/9-7 | Grebeck | Catalano | Balta | Susnara | Packard | Kroon | Goldfarb | Moniot | Patzlaff |
| March 22 | at Seattle | 9 (1) | W, 6-4/10-7 | Grebeck | Kasser | Goldfarb | Susnara | Kroon | Bennett | Moniot | Catalano | Breshears |
| March 24 | at Washington* | 10 (1) | L, 9-6 (10)/10-8 | Grebeck | Kasser | Balta | Susnara | Kroon | Bennett | Goldfarb | Moniot | Patzlaff |
| March 25 | at Washington* | 11 (1) | W, 2-0/11-8 | Grebeck | Kasser | Bennett | Susnara | Kroon | Packard | Goldfarb | Moniot | Heggen |
| March 26 | at Washington* | 12 (1) | L, 7-4/11-9 | Grebeck | Kasser | Bennett | Susnara | Kroon | Packard | Goldfarb | Moniot | Breshears |
| March 31 | at Notre Dame | 13 (1) | L, 3-6/11-10 | Grebeck | Kasser | Susnara | Bennett | Kroon | Packard | Catalano | Moniot | Patzlaff |
| April 1 | at Michigan State | 14 (1) | L, 2-3 (10)/11-11 | Grebeck | Kasser | Susnara | Bennett | Moniot | Packard | Balta | Patzlaff | Kroon |
| April 6 | Portland | 15 (1) | W, 10-1/12-11 | Grebeck | Kasser | Balta | Bennett | Susnara | Goldfarb | Craig-St. Louis | Moniot | Breshears |
| April 8 | California* | 16 (1) | L, 12-2/12-12 | Grebeck | Kasser | Balta | Bennett | Susnara | Packard | Moniot | Patzlaff | Breshears |
| April 9 | California* | 17 (1) | W, 4-3/13-12 | Grebeck | Kasser | Balta | Bennett | Susnara | Packard | Patzlaff | Heggen | Moniot |
| April 10 | California* | 18 (1) | W, 11-5/14-12 | Grebeck | Kasser | Balta | Bennett | Catalano | Susnara | Patzlaff | Heggen | Moniot |
| April 13 | vs. Portland^ | 19 (1) | Suspended | Grebeck | Kasser | Balta | Bennett | Packard | Susnara | Patzlaff | Breshears | Moniot |
| April 15 | USC* | 20 (1) | W, 4-3/15-12 | Grebeck | Kasser | Balta | Bennett | Packard | Susnara | Patzlaff | Heggen | Moniot |
| April 16 | USC* | 19 (2) | W, 12-8/16-12 | Grebeck | Kasser | Balta | Bennett | Packard | Susnara | Patzlaff | Breshears | Moniot |
| April 17 | USC* | 20 (2) | W, 8-5/17-12 | Grebeck | Kasser | Balta | Bennett | Packard | Susnara | Patzlaff | Heggen | Moniot |
| April 18 | Oregon State | 20 (3) | L, 11-10/17-13 | Grebeck | Kasser | Balta | Bennett | Packard | Susnara | Patzlaff | Heggen | Moniot |
| April 21 | at UCLA* | 20 (4) | L, 3-6/17-14 | Grebeck | Kasser | Balta | Bennett | Packard | Susnara | Patzlaff | Heggen | Moniot |
| April 22 | at UCLA* | 19 (3) | L, 2-4/17-15 | Grebeck | Kasser | Balta | Bennett | Packard | Susnara | Patzlaff | Breshears | Moniot |
| April 23 | at UCLA* | 19 (4) | L, 13-1/17-16 | Grebeck | Kasser | Balta | Bennett | Packard | Susnara | Patzlaff | Breshears | Moniot |
| April 27 | Oregon State | 21 (1) | W, 7-6/18-16 | Grebeck | Kasser | Bennett | Packard | Catalano | Eureste | Patzlaff | Susnara | Moniot |
| April 29 | Washington State* | 22 (2) | L, 4-0/18-17 | Grebeck | Kasser | Bennett | Packard | Catalano | Susnara | Patzlaff | Kroon | Moniot |
| April 30 | Washington State* | 19 (5) | W, 8-0/19-17 | Grebeck | Kasser | Balta | Bennett | Packard | Susnara | Patzlaff | Breshears | Moniot |
| May 1 | Washington State* | 18 (2) | W, 11-7/20-17 | Grebeck | Kasser | Balta | Bennett | Catalano | Susnara | Patzlaff | Heggen | Moniot |
| May 2 | vs. San Diego^ | 18 (3) | W, 5-2/21-17 | Grebeck | Kasser | Balta | Bennett | Catalano | Susnara | Patzlaff | Heggen | Moniot |
| May 6 | at Arizona State* | | | | | | | | | | | |
| May 7 | at Arizona State* | | | | | | | | | | | |
| May 8 | at Arizona State* | | | | | | | | | | | |
| May 9 | Gonzaga | | | | | | | | | | | |
| May 10 | Gonzaga | | | | | | | | | | | |
| May 13 | at Oregon State* | | | | | | | | | | | |
| May 14 | at Oregon State* | | | | | | | | | | | |
| May 15 | at Oregon State* | | | | | | | | | | | |
| May 17 | Portland | | | | | | | | | | | |
| May 20 | Arizona* | | | | | | | | | | | |
| May 21 | Arizona* | | | | | | | | | | | |
| May 22 | Arizona* | | | | | | | | | | | |
| May 23 | Saint Mary's | | | | | | | | | | | |
| May 26 | at Stanford* | | | | | | | | | | | |
| May 27 | at Stanford* | | | | | | | | | | | |
| May 28 | at Stanford* | | | | | | | | | | | |

*Pac-12 Conference/^at Ron Tonkin Field (Hillsboro, Ore.)

2016 lineup by position

| Date | Opponent | No. (Times) | Result/Record | C | 1B | 2B | SS | 3B | LF | CF | RF | DH |
|-------------|----------------------|-------------|-------------------|---------|---------------------------|-----------|------------|----------|-----------------|----------|----------|-----------------|
| February 19 | at San Diego State | 1 (1) | W, 8-2/1-0 | Susnara | Craig-St. Louis Patzlaff | Moniot | Karaviotis | Balta | Grebeck | Goldfarb | Packard | |
| February 20 | at San Diego State | 1 (2) | W, 10-5/2-0 | Susnara | Craig-St. Louis Patzlaff | Moniot | Karaviotis | Balta | Grebeck | Goldfarb | Packard | |
| February 21 | at San Diego State | 1 (3) | W, 4-3/3-0 | Susnara | Craig-St. Louis Patzlaff | Moniot | Karaviotis | Balta | Grebeck | Goldfarb | Packard | |
| February 25 | Illinois State | 2 (1) | W, 8-5/4-0 | Susnara | Craig-St. Louis Patzlaff | Moniot | Kroon | Balta | Grebeck | Goldfarb | Packard | |
| February 26 | Illinois State | 2 (2) | W, 4-2/5-0 | Susnara | Craig-St. Louis Patzlaff | Moniot | Kroon | Balta | Grebeck | Goldfarb | Packard | |
| February 27 | Illinois State | 3 (1) | L, 3-2/5-1 | Heggen | Craig-St. Louis Patzlaff | Moniot | Kroon | Balta | Grebeck | Goldfarb | Packard | |
| February 28 | Illinois State | 2 (3) | W, 3-1/6-1 | Susnara | Craig-St. Louis Patzlaff | Moniot | Kroon | Balta | Grebeck | Goldfarb | Packard | |
| March 4 | UC Santa Barbara | 2 (4) | W, 13-1 / 7-1 | Susnara | Craig-St. Louis Patzlaff | Moniot | Kroon | Balta | Grebeck | Goldfarb | Packard | |
| March 5 | UC Santa Barbara | 3 (2) | L, 1-0 (14)/7-2 | Heggen | Craig-St. Louis Patzlaff | Moniot | Kroon | Balta | Grebeck | Goldfarb | Packard | |
| March 6 | UC Santa Barbara | 2 (5) | W, 3-1/8-2 | Susnara | Craig-St. Louis Patzlaff | Moniot | Kroon | Balta | Grebeck | Goldfarb | Packard | |
| March 11 | at Mississippi State | 2 (6) | L, 10-4/8-3 | Susnara | Craig-St. Louis Patzlaff | Moniot | Kroon | Balta | Grebeck | Goldfarb | Packard | |
| March 12 | at Mississippi State | 4 (1) | L, 9-3/8-4 | Heggen | Susnara | Patzlaff | Moniot | Kroon | Craig-St. Louis | Grebeck | Balta | Packard |
| March 13 | at Mississippi State | 5 (1) | L, 5-2/8-5 | Susnara | Kasser | Patzlaff | Moniot | Kroon | Balta | Grebeck | Goldfarb | Karaviotis |
| March 18 | Utah* | 6 (1) | L, 4-1/8-6 | Susnara | Kroon | Patzlaff | Moniot | Eureste | Balta | Grebeck | Goldfarb | Craig-St. Louis |
| March 19 | Utah* | 7 (1) | W, 9-5/9-6 | Susnara | Kasser | Patzlaff | Moniot | Kroon | Balta | Grebeck | Bennett | Packard |
| March 20 | Utah* | 8 (1) | L, 2-0/9-7 | Susnara | Balta | Patzlaff | Moniot | Kroon | Catalano | Grebeck | Goldfarb | Packard |
| March 22 | at Seattle | 9 (1) | W, 6-4/10-7 | Susnara | Kasser | Breshears | Moniot | Kroon | Catalano | Grebeck | Goldfarb | Bennett |
| March 24 | at Washington* | 10 (1) | L, 9-6 (10)/ 10-8 | Susnara | Kasser | Patzlaff | Moniot | Kroon | Balta | Grebeck | Goldfarb | Bennett |
| March 25 | at Washington* | 11 (1) | W, 2-0/11-8 | Heggen | Susnara | Kasser | Moniot | Kroon | Bennett | Grebeck | Goldfarb | Packard |
| March 26 | at Washington* | 12 (1) | L, 7-4/11-9 | Susnara | Kasser | Breshears | Moniot | Kroon | Bennett | Grebeck | Goldfarb | Packard |
| March 31 | at Notre Dame | 13 (1) | L, 3-6/11-10 | Susnara | Kasser | Patzlaff | Moniot | Kroon | Bennett | Grebeck | Catalano | Packard |
| April 1 | at Michigan State | 7 (2) | L, 2-3 (10)/11-11 | Susnara | Kasser | Patzlaff | Moniot | Kroon | Balta | Grebeck | Bennett | Packard |
| April 6 | Portland | 14 (1) | W, 10-1/12-11 | Susnara | Craig-St. Louis Breshears | Moniot | Kasser | Balta | Grebeck | Goldfarb | Bennett | |
| April 8 | California* | 15 (1) | L, 12-2/12-12 | Susnara | Kasser | Breshears | Moniot | Patzlaff | Balta | Grebeck | Bennett | Packard |
| April 9 | California* | 16 (1) | W, 4-3/13-12 | Heggen | Susnara | Patzlaff | Moniot | Kasser | Balta | Grebeck | Bennett | Packard |
| April 10 | California* | 17 (1) | W, 11-5/14-12 | Heggen | Susnara | Patzlaff | Moniot | Kasser | Balta | Grebeck | Catalano | Bennett |
| April 13 | vs. Portland^ | 15 (2) | Suspended | Susnara | Kasser | Breshears | Moniot | Patzlaff | Balta | Grebeck | Bennett | Packard |
| April 15 | USC* | 16 (2) | W, 4-3/15-12 | Heggen | Susnara | Patzlaff | Moniot | Kasser | Balta | Grebeck | Bennett | Packard |
| April 16 | USC* | 15 (3) | W, 12-8/16-12 | Susnara | Kasser | Breshears | Moniot | Patzlaff | Balta | Grebeck | Bennett | Packard |
| April 17 | USC* | 16 (3) | W, 8-5/17-12 | Heggen | Susnara | Patzlaff | Moniot | Kasser | Balta | Grebeck | Bennett | Packard |
| April 18 | Oregon State | 16 (4) | L, 11-10/17-13 | Heggen | Susnara | Patzlaff | Moniot | Kasser | Balta | Grebeck | Bennett | Packard |
| April 21 | at UCLA* | 16 (5) | L, 3-6/17-14 | Heggen | Susnara | Patzlaff | Moniot | Kasser | Balta | Grebeck | Bennett | Packard |
| April 22 | at UCLA* | 15 (4) | L, 2-4/17-15 | Susnara | Kasser | Breshears | Moniot | Patzlaff | Balta | Grebeck | Bennett | Packard |
| April 23 | at UCLA* | 15 (5) | L, 13-1/17-16 | Susnara | Kasser | Breshears | Moniot | Patzlaff | Balta | Grebeck | Bennett | Packard |
| April 27 | Oregon State | 18 (1) | W, 7-6/18-16 | Susnara | Kasser | Patzlaff | Moniot | Eureste | Bennett | Grebeck | Catalano | Packard |
| April 29 | Washington State* | 19 (1) | L, 4-0/18-17 | Susnara | Kroon | Patzlaff | Moniot | Kasser | Bennett | Grebeck | Catalano | Packard |
| April 30 | Washington State* | 15 (6) | W, 8-0/19-17 | Susnara | Kasser | Breshears | Moniot | Patzlaff | Balta | Grebeck | Bennett | Packard |
| May 1 | Washington State* | 17 (2) | W, 11-7/20-17 | Heggen | Susnara | Patzlaff | Moniot | Kasser | Balta | Grebeck | Catalano | Bennett |
| May 2 | vs. San Diego^ | 17 (3) | W, 5-2/21-17 | Heggen | Susnara | Patzlaff | Moniot | Kasser | Balta | Grebeck | Catalano | Bennett |
| May 6 | at Arizona State* | | | | | | | | | | | |
| May 7 | at Arizona State* | | | | | | | | | | | |
| May 8 | at Arizona State* | | | | | | | | | | | |
| May 9 | Gonzaga | | | | | | | | | | | |
| May 10 | Gonzaga | | | | | | | | | | | |
| May 13 | at Oregon State* | | | | | | | | | | | |
| May 14 | at Oregon State* | | | | | | | | | | | |
| May 15 | at Oregon State* | | | | | | | | | | | |
| May 17 | Portland | | | | | | | | | | | |
| May 20 | Arizona* | | | | | | | | | | | |
| May 21 | Arizona* | | | | | | | | | | | |
| May 22 | Arizona* | | | | | | | | | | | |
| May 23 | Saint Mary's | | | | | | | | | | | |
| May 26 | at Stanford* | | | | | | | | | | | |
| May 27 | at Stanford* | | | | | | | | | | | |
| May 28 | at Stanford* | | | | | | | | | | | |

*Pac-12 Conference/^at Ron Tonkin Field (Hillsboro, Ore.)

season & career highs

#1 • KYLE KASSER

INF • L/R • 5-10 • 176 • So. • Brea, Calif. (Brea Olinda HS)

| Category | Season | Career |
|--------------------|--|--|
| At Bats | 5, 3x, last vs. Oregon State (4/18/16) | 5, 3x, last vs. Oregon State (4/18/16) |
| Runs | 2, 3x, last vs. USC (4/17/16) | 2, 3x, last vs. USC (4/17/16) |
| Hits | 3, 2x, last at Seattle (3/22/16) | 3, 2x, last at Seattle (3/22/16) |
| RBI | 3, vs. WSU (5/1/16) | 3, vs. WSU (5/1/16) |
| Doubles | 1, 4x, last at Washington (3/25/16) | 1, 5x, last at Washington (3/25/16) |
| Triples | none | none |
| Home Runs | none | none |
| Walks | 2, vs. USC (4/17/16) | 2, 2x, last vs. USC (4/17/16) |
| Stolen Bases | 1, 3x, last at Notre Dame (3/31/16) | 1, 3x, last at Notre Dame (3/31/16) |
| Hitting Streak | 4 | 4 |
| Multiple-Hit Games | 7 | 7 |
| Multiple-RBI Games | 4 | 5 |

#2 • Travis Moniot

INF • S/R • 6-0 • 183 • Fr. • Palm Desert, Calif. (Palm Desert HS)

| Category | Season | Career |
|--------------------|--|--|
| At Bats | 5, 4x, last at Washington (3/24/16) | 5, 4x, last at Washington (3/24/16) |
| Runs | 3, vs. USC (4/16/16) | 3, vs. USC (4/16/16) |
| Hits | 3, 2x, last vs. Oregon State (4/18/16) | 3, 2x, last vs. Oregon State (4/18/16) |
| RBI | 3, vs. Oregon State (4/18/16) | 3, vs. Oregon State (4/18/16) |
| Doubles | 1, 5x, last vs. Oregon State (4/18/16) | 1, 5x, last vs. Oregon State (4/18/16) |
| Triples | none | none |
| Home Runs | 1, 5x, last vs. WSU (4/30/16) | 1, 5x, last vs. WSU (4/30/16) |
| Walks | 2, 4x, last vs. WSU (4/30/16) | 2, 4x, last vs. WSU (4/30/16) |
| Stolen Bases | 2, vs. USC (4/16/16) | 2, vs. USC (4/16/16) |
| Hitting Streak | 5 | 5 |
| Multiple-Hit Games | 5 | 5 |
| Multiple-RBI Games | 2 | 2 |

#3 • DAVID PETERSON

LHP • L/L • 6-6 • 242 • So. • Denver, Colo. (Regis Jesuit HS)

| Category | Season | Career |
|--------------------|-----------------------------------|-----------------------------------|
| Innings (Starter) | 8.0, vs. Illinois State (2/28/16) | 8.0, vs. Illinois State (2/28/16) |
| Innings (Reliever) | none | none |
| Strikeouts | 13, vs. UCSB (3/6/16) | 13, vs. UCSB (3/6/16) |
| Wins | 3 | 7 |

#4 • CARSON BRESHEARS

INF • L/R • 5-8 • 170 • RFr. • North Bend, Wash. (Mount Si HS)

| Category | Season | Career |
|--------------------|-------------------------------|-------------------------------|
| At Bats | 3, at Seattle (3/22/16) | 3, at Seattle (3/22/16) |
| Runs | 1, 4x, last vs. USC (4/17/16) | 1, 4x, last vs. USC (4/17/16) |
| Hits | 1, 2x, last vs. WSU (4/30/16) | 1, 2x, last vs. WSU (4/30/16) |
| RBI | 2, vs. WSU (4/30/16) | 2, vs. WSU (4/30/16) |
| Doubles | none | none |
| Triples | none | none |
| Home Run | none | none |
| Walks | 2, vs. Portland (4/6/16) | 2, vs. Portland (4/6/16) |
| Stolen Bases | 1, 2x, last vs. USC (4/16/16) | 1, 2x, last vs. USC (4/16/16) |
| Hitting Streak | 1 | 1 |
| Multiple-Hit Games | none | none |
| Multiple-RBI Games | 1 | 1 |

#5 • SLADE HEGGEN

C/OF • R/R • 6-0 • 209 • RFr. • Missoula, Mont. (Loyola Sacred Heart HS)

| Category | Season | Career |
|--------------------|--------------------------------------|--------------------------------------|
| At Bats | 3, 5x, last vs. WSU (5/1/16) | 3, 5x, last vs. WSU (5/1/16) |
| Runs | 2, vs. WSU (5/1/16) | 2, vs. WSU (5/1/16) |
| Hits | 2, vs. WSU (5/1/16) | 2, vs. WSU (5/1/16) |
| RBI | 2, vs. WSU (5/1/16) | 2, vs. WSU (5/1/16) |
| Doubles | 1, 2x, last vs. California (4/10/16) | 1, 2x, last vs. California (4/10/16) |
| Triples | 1, vs. USC (4/15/16) | 1, vs. USC (4/15/16) |
| Home Runs | none | none |
| Walks | 1, 2x, last at Washington (3/24/16) | 1, 2x, last at Washington (3/24/16) |
| Stolen Bases | 1, vs. California (4/9/16) | 1, vs. California (4/9/16) |
| Hitting Streak | 2 | 2 |
| Multiple-Hit Games | 1 | 1 |
| Multiple-RBI Games | 1 | 1 |

#6 • TIM SUSNARA

C • L/R • 6-1 • 199 • So. • Redwood City, Calif. (St. Francis HS)

| Category | Season | Career |
|--------------------|--|--|
| At bats | 5, 2x, last vs. USC (4/16/16) | 5, 5x, last vs. USC (4/16/16) |
| Runs scored | 2, vs. UCSB (3/4/16) | 2, 2x, last vs. UCSB (3/4/16) |
| Hits | 2, 9x, last vs. WSU (5/1/16) | 2, 13x, last vs. WSU (5/1/16) |
| RBI | 2, 2x, last vs. Portland (4/6/16) | 2, 5x, last vs. Portland (4/6/16) |
| Doubles | 2, 2x, last vs. WSU (5/1/16) | 2, 2x, last vs. WSU (5/1/16) |
| Triples | none | none |
| Home Runs | 1, at San Diego State (2/21/16) | 1, at San Diego State (2/21/16) |
| Walks | 2, 3x, last vs. Oregon State (4/18/16) | 2, 4x, last vs. Oregon State (4/18/16) |
| Stolen bases | 1, 4x, last vs. Portland (4/6/16) | 1, 4x, last vs. Portland (4/6/16) |
| Hitting Streak | 4 | 5 |
| Multiple-Hit Games | 9 | 13 |
| Multiple-RBI Games | 2 | 5 |

#7 • NICK CATALANO

OF • R/R • 6-0 • 190 • Sr. • Anaheim, Calif. (Esperanza HS)

| Category | Season | Career |
|--------------------|--|---|
| At bats | 4, 3x, last vs. San Diego (5/2/16) | 6, vs. Canisius (5/30/15) |
| Runs scored | 2, vs. WSU (5/1/16) | 2, 9x, last vs. WSU (5/1/16) |
| Hits | 2, vs. San Diego (5/2/16) | 3, vs. Clemson (5/30/14) |
| RBI | 2, 2x, last vs. Oregon State (4/18/16) | 3, 2x, last at USC (4/18/15) |
| Doubles | 1, 3x, last vs. Oregon State (4/18/16) | 1, 16x, last vs. Oregon State (4/18/16) |
| Triples | 1, at UCSB (2/28/15) | 1, at UCSB (2/28/15) |
| Home Runs | 1, 2x, last at California (3/15/15) | 1, 2x, last at California (3/15/15) |
| Walks | 1, 3x, last vs. Portland (4/6/16) | 2, 6x, last at UCLA (5/17/14) |
| Stolen bases | 1, 4x, last vs. Oregon State (4/27/16) | 2, 2x, last vs. Clemson (5/30/14) |
| Hitting Streak | 3 | 5 |
| Multiple-Hit Games | 1 | 11 |
| Multiple-RBI Games | 2 | 7 |

#9 • EZRA STEINBERG

INF/OF • R/R • 5-9 • 160 • Fr. • Los Angeles, Calif. (Harvard Westlake HS)

| Category | Season | Career |
|--------------------|--------|--------|
| At bats | | |
| Runs scored | | |
| Hits | | |
| RBI | | |
| Doubles | | |
| Triples | | |
| Home Runs | | |
| Walks | | |
| Stolen bases | | |
| Hitting Streak | | |
| Multiple-Hit Games | | |
| Multiple-RBI Games | | |

season & career highs

#11 • MATT MERCER

RHP • R/R • 6-1 • 173 • Fr. • Lacey, Wash. (Timberline HS)

| Category | Season | Career |
|--------------------|------------------------------|------------------------------|
| Innings (Starter) | none | none |
| Innings (Reliever) | 5.1, vs. WSU (4/29/16) | 5.1, vs. WSU (4/29/16) |
| Strikeouts | 5, vs. WSU (4/29/16) | 5, vs. WSU (4/29/16) |
| Wins | none | none |

#13 • MATT KROOK

LHP • L/L • 6-3 • 205 • So. • San Mateo, Calif. (St. Ignatius HS)

| Category | Season | Career |
|--------------------|---|--|
| Innings (Starter) | 7.0, vs. Illinois State (2/27/16) | 7.0, 3x, last vs. Illinois State (2/27/16) |
| Innings (Reliever) | 1.0, vs. Portland (4/6/16) | 1.0, vs. Portland (4/6/16) |
| Strikeouts | 12, vs. UCSB (3/5/16) | 12, vs. UCSB (3/5/16) |
| Wins | 3 | 5 |

#15 • COLE STRINGER

LHP • L/L • 6-0 • 175 • Fr. • Portland, Ore. (Central Catholic HS)

| Category | Season | Career |
|--------------------|--|--|
| Innings (Starter) | 7.0, vs. San Diego (5/2/16) | 7.0, vs. San Diego (5/2/16) |
| Innings (Reliever) | 3.0, vs. Oregon State (4/18/16) | 3.0, vs. Oregon State (4/18/16) |
| Strikeouts | 3, 2x, last vs. Oregon State (4/27/16) | 3, 2x, last vs. Oregon State (4/27/16) |
| Wins | 2 | 2 |

#16 • JACOB BENNETT

RHP • R/R • 6-6 • 219 • Fr. • Tualatin, Ore. (Tualatin HS)

| Category | Season | Career |
|--------------------|------------------------------------|------------------------------------|
| Innings (Starter) | none | none |
| Innings (Reliever) | 2.0, at Washington (3/25/16) | 2.0, at Washington (3/25/16) |
| Strikeouts | 3, at Washington (3/25/16) | 3, at Washington (3/25/16) |
| Wins | 2 | 2 |

#18 • KYLE ROBENIOL

LHP • L/L • 5-10 • 187 • Fr. • Alta Loma, Calif. (Los Osos HS)

| Category | Season | Career |
|--------------------|---|---|
| Innings (Starter) | 4.1, at Washington (3/26/16) | 4.1, at Washington (3/26/16) |
| Innings (Reliever) | 5.0, at San Diego State (2/20/16) | 5.0, at San Diego State (2/20/16) |
| Strikeouts | 5, vs. Portland (4/6/16) | 5, vs. Portland (4/6/16) |
| Wins | 3 | 3 |

#19 • COLE IRVIN

LHP • L/L • 6-3 • 203 • Jr. • Yorba Linda, Calif. (Servite HS)

| Category | Season | Career |
|--------------------|-----------------------------------|---------------------------------------|
| Innings (Starter) | 9.0, vs. WSU (4/30/16) | 9.0, 5x, last vs. WSU (4/30/16) |
| Innings (Reliever) | 1.0, vs. Portland (4/13/16) | 1.0, vs. Portland (4/13/16) |
| Strikeouts | 13, vs. WSU (4/30/16) | 13, vs. WSU (4/30/16) |
| Wins | 4 | 18 |

#20 • PARKER KELLY

RHP/INF • R/R • 6-2 • 225 • Fr. • Portland, Ore. (Westview HS)

| Category | Season | Career |
|--------------------|------------------------------------|------------------------------------|
| Innings (Starter) | none | none |
| Innings (Reliever) | 3.0, vs. California (4/8/16) | 3.0, vs. California (4/8/16) |
| Strikeouts | 4, vs. California (4/8/16) | 4, vs. California (4/8/16) |
| Wins | none | none |

#21 • MATT KROON

INF • R/R • 6-1 • 204 • Fr. • Scottsdale, Ariz. (Horizon HS)

| Category | Season | Career |
|--------------------|---|---|
| At bats | 5, 2x, last vs. Utah (3/19/16) | 5, 2x, last vs. Utah (3/19/16) |
| Runs scored | 3, vs. UCSB (3/4/16) | 3, vs. UCSB (3/4/16) |
| Hits | 3, vs. UCSB (3/4/16) | 3, vs. UCSB (3/4/16) |
| RBI | 1, 4x, last at Seattle (3/22/16) | 1, 4x, last at Seattle (3/22/16) |
| Doubles | 1, 2x, last at Washington (3/25/16) | 1, 2x, last at Washington (3/25/16) |
| Triples | none | none |
| Home Runs | none | none |
| Walks | 2, vs. Illinois State (2/25/16) | 2, vs. Illinois State (2/25/16) |
| Stolen bases | 1, 6x, last vs. San Diego (5/2/16) | 1, 6x, last vs. San Diego (5/2/16) |
| Hitting Streak | 3 | 3 |
| Multiple-Hit Games | 1 | 1 |
| Multiple-RBI Games | none | none |

#22 • AUSTIN GREBECK

OF • R/R • 5-8 • 155 • Jr. • Laguna Hills, Calif. (Mater Dei HS)

| Category | Season | Career |
|--------------------|--|---|
| At Bats | 5, 5x, last vs. USC (4/16/16) | 6, vs. NMSU (2/21/15) |
| Runs | 3, 2x, last vs. USC (3/17/16) | 3, 4x, last vs. USC (3/17/16) |
| Hits | 3, vs. Utah (3/19/16) | 4, 2x, last vs. Gonzaga (5/12/15) |
| RBI | 2, vs. Illinois State (2/26/16) | 5, vs. NMSU (2/21/15) |
| Doubles | 2, vs. Seattle U. (3/4/14) | 2, vs. Seattle U. (3/4/14) |
| Triples | 1, 3x, last vs. Utah (3/19/16) | 1, 6x, last vs. Utah (3/19/16) |
| Home Runs | 1, vs. California (4/9/16) | 1, 2x, last vs. California (4/9/16) |
| Walks | 2, 3x, last vs. Portland (4/6/16) | 4, vs. Oregon State (5/6/14) |
| Stolen Bases | 1, 3x, last vs. California (4/10/16) | 3, vs. Canisius (5/30/15) |
| Hitting Streak | 8 | 8 |
| Multiple-Hit Games | 7 | 20 |
| Multiple-RBI Games | 1 | 9 |

#23 • JAKOB GOLDFARB

OF • L/R • 6-2 • 211 • So. • Scottsdale, Ariz. (Desert Mountain HS)

| Category | Season | Career |
|--------------------|--|--|
| At Bats | 5, 2x, last at Seattle (3/22/16) | 5, 15x, last at Seattle (3/22/16) |
| Runs | 2, vs. Illinois State (2/25/16) | 2, 4x, last vs. Illinois State (2/25/16) |
| Hits | 3, vs. Illinois State (2/26/16) | 4, at Oregon State (5/5/15) |
| RBI | 1, 8x, last vs. USC (4/17/16) | 2, 3x, last vs. Oregon State (4/12/15) |
| Doubles | 1, 2x, last at Washington (3/24/16) | 1, 9x, last at Washington (3/24/16) |
| Triples | 1, at Arizona (3/28/15) | 1, at Arizona (3/28/15) |
| Home Runs | 1, at Washington (3/26/16) | 1, 3x, last at Washington (3/26/16) |
| Walks | 1, 6x, last vs. California (4/10/16) | 3, at USC (4/19/15) |
| Stolen Bases | 1, 3x, last at Seattle (3/22/16) | 1, 4x, last at Seattle (3/22/16) |
| Hitting Streak | 3 | 6 |
| Multiple-Hit Games | 1 | 9 |
| Multiple-RBI Games | 3 | 3 |

#24 • MARK KARAVIOTIS

INF • R/R • 6-0 • 181 • Jr. • Kihei, Hawaii/Maui HS

| Category | Season | Career |
|--------------------|--|--|
| At Bats | 4, at San Diego State (2/20/16) | 6, at UC Riverside (3/24/15) |
| Runs | 3, 2x, last vs. Canisius (5/30/15) | 3, 2x, last vs. Canisius (5/30/15) |
| Hits | 1, vs. UCSB (3/4/16) | 4, vs. Canisius (5/30/15) |
| RBI | 2, vs. UCSB (3/4/16) | 3, 2x, last vs. UCLA (5/23/15) |
| Doubles | 1, 12x, last at Oregon State (5/19/15) | 1, 12x, last at Oregon State (5/19/15) |
| Triples | 1, 5x, last vs. Washington (4/26/15) | 1, 5x, last vs. Washington (4/26/15) |
| Home Runs | 1, vs. UCLA (5/23/15) | 1, vs. UCLA (5/23/15) |
| Walks | 2, 7x, last at Portland (4/7/15) | 2, 7x, last at Portland (4/7/15) |
| Stolen Bases | 2, vs. Canisius (5/30/15) | 2, vs. Canisius (5/30/15) |
| Hitting Streak | 7 | 7 |
| Multiple-Hit Games | 16 | 16 |
| Multiple-RBI Games | 1 | 9 |

season & career highs

#26 • DANIEL PATZLAFF

INF • S/R • 5-10 • 169 • So. • Fountain Valley, Calif. (Fountain Valley HS)

| Category | Season | Career |
|--------------------|--|--|
| At Bats | 4, 8x, last vs. San Diego (5/2/16) | 6, at USC (4/18/15) |
| Runs | 2, 3x, last vs. WSU (4/30/16) | 2, 6x, last vs. WSU (4/30/16) |
| Hits | 3, 2x, last vs. WSU (4/30/16) | 3, 3x, last vs. WSU (4/30/16) |
| RBI | 3, vs. USC (4/16/16) | 3, vs. USC (4/16/16) |
| Doubles | 1, 3x, last vs. WSU (4/30/16) | 1, 4x, last vs. WSU (4/30/16) |
| Triples | 1, at San Diego State (2/20/16) | 1, at San Diego State (2/20/16) |
| Home Runs | none | none |
| Walks | 2, 4x, last vs. Oregon State (4/18/16) | 2, 7x, last vs. Oregon State (4/18/16) |
| Stolen Bases | 1, at Michigan State (4/1/16) | 2, vs. Stanford (5/1/15) |
| Hitting Streak | 7 | 7 |
| Multiple-Hit Games | 4 | 7 |
| Multiple-RBI Games | 5 | 6 |

#28 • MATT EURESTE

INF • L/R • 6-1 • 188 • Sr. • Houston, Texas (St. Pius HS/Texas Tech/San Jacinto CC)

| Category | Season | Career |
|--------------------|--|------------------------------------|
| At Bats | 2, 4x, last vs. Oregon State (4/27/16) | 6, 3x, last at Portland (4/7/15) |
| Runs | 1, 2x, last vs. Oregon State (4/27/16) | 3, vs. NMSU (2/21/15) |
| Hits | 1, at UCLA (4/23/16) | 4, vs. NMSU (2/21/15) |
| RBI | 5, vs. NMSU (2/21/15) | 5, vs. NMSU (2/21/15) |
| Doubles | 2, 2x, last at USC (4/17/15) | 2, 2x, last at USC (4/17/15) |
| Triples | 1, vs. Arizona State (3/22/15) | 1, vs. Arizona State (3/22/15) |
| Home Runs | 1, at Hawaii (2/13/15) | 1, at Hawaii (2/13/15) |
| Walks | 1, 2x, last vs. Oregon State (4/27/16) | 2, 2x, last UC Riverside (3/24/15) |
| Stolen Bases | 2, vs. NMSU (2/22/15) | 2, vs. NMSU (2/22/15) |
| Hitting Streak | 1 | 8 |
| Multiple-Hit Games | 12 | 12 |
| Multiple-RBI Games | 4 | 4 |

#29 • STEVEN PACKARD

OF • L/L • 6-1 • 203 • Sr. • San Marcos, Calif. (Mission Hills HS)

| Category | Season | Career |
|--------------------|--|--|
| At Bats | 6, vs. Oregon State (4/18/16) | 6, vs. Oregon State (4/18/16) |
| Runs | 3, vs. USC (4/16/16) | 3, vs. USC (4/16/16) |
| Hits | 3, vs. Oregon State (4/18/16) | 3, 7x, last vs. Oregon State (4/18/16) |
| RBI | 4, vs. Portland (4/6/16) | 4, vs. Portland (4/6/16) |
| Doubles | 1, 8x, last vs. Oregon State (4/27/16) | 2, at Washington (5/21/10) |
| Triples | 1, vs. Oregon State (4/18/16) | 1, 4x, last vs. Oregon State (4/18/16) |
| Home Run | 1, 4x, last vs. Oregon State (4/18/16) | 1, 7x, last vs. Oregon State (4/18/16) |
| Walks | 2, 2x, last vs. USC (4/16/16) | 2, 5x, last vs. USC (4/16/16) |
| Stolen Bases | 1, vs. Illinois State (2/25/16) | 1, 5x, last vs. Illinois State (2/25/16) |
| Hitting Streak | 3 | 10 |
| Multiple-Hit Games | 4 | 25 |
| Multiple-RBI Games | 7 | 13 |

#30 • STEPHEN NOGOSEK

RHP • R/R • 6-1 • 183 • Jr. • Roseville, Calif. (Woodcreek HS)

| Category | Season | Career |
|--------------------|---------------------------------|-----------------------------|
| Innings (Starter) | 7.0, at Vanderbilt (6/1/14) | 7.0, at Vanderbilt (6/1/14) |
| Innings (Reliever) | 2.1, vs. WSU (5/1/16) | 4.2, vs. Iowa (5/31/15) |
| Strikeouts | 4, vs. Illinois State (2/26/16) | 7, at Vanderbilt (6/1/14) |
| Wins | 2 | 9 |
| Saves | 11 | 11 |

#31 • BRAC WARREN

RHP • R/R • 6-4 • 231 • So. • Rosebud, Mont. (Custer County District HS)

| Category | Season | Career |
|--------------------|--|-------------------------------------|
| Innings (Starter) | 2.0, at Portland (4/7/15) | 2.0, at Portland (4/7/15) |
| Innings (Reliever) | 2.0, 2x, last vs. California (4/10/16) | 3.2, vs. Gonzaga (5/12/15) |
| Strikeouts | 3, at Washington (3/24/16) | 3, 2x, last at Washington (3/24/16) |
| Wins | 2 | 2 |

#32 • JAKE BENNETT

OF • L/L • 5-11 • 207 • Jr. • Forest Grove, Ore. (Forest Grove HS/Western Nevada College)

| Category | Season | Career |
|--------------------|--|--|
| At Bats | 5, 2x, last vs. WSU (5/1/16) | 5, 2x, last vs. WSU (5/1/16) |
| Runs scored | 2, 2x, last vs. WSU (5/1/16) | 2, 2x, last vs. WSU (5/1/16) |
| Hits | 4, vs. WSU (5/1/16) | 4, vs. WSU (5/1/16) |
| RBI | 3, 2x, last vs. WSU (5/1/16) | 3, 2x, last vs. WSU (5/1/16) |
| Doubles | 1, 5x, last vs. Oregon State (4/27/16) | 1, 5x, last vs. Oregon State (4/27/16) |
| Triples | none | none |
| Home Runs | none | none |
| Walks | 2, 2x, last vs. Oregon State (4/18/16) | 2, 2x, last vs. Oregon State (4/18/16) |
| Stolen bases | 1, 2x, last vs. WSU (5/1/16) | 1, 2x, last vs. WSU (5/1/16) |
| Hitting Streak | 4 | 4 |
| Multiple-Hit Games | 7 | 7 |
| Multiple-RBI Games | 7 | 7 |

#33 • A.J. BALTA

OF/1B • L/R • 5-10 • 175 • RSo. • Valencia, Calif. (Valencia HS)

| Category | Season | Career |
|--------------------|--|--|
| At Bats | 5, 3x, last vs. Oregon State (4/18/16) | 6, at Gonzaga (4/2/14) |
| Runs | 3, at San Diego State (2/20/16) | 3, 2x, last at San Diego State (2/20/16) |
| Hits | 2, 4x, last vs. USC (4/16/16) | 3, 4x, last vs. Arizona (5/3/14) |
| RBI | 3, 5x, last vs. San Diego (5/2/16) | 4, vs. Ohio State (3/9/14) |
| Doubles | 1, 3x, last at UCLA (4/22/16) | 2, at Stanford (3/28/14) |
| Triples | 1, 2x, last vs. USC (4/15/16) | 1, 5x, last vs. USC (4/15/16) |
| Home Runs | 1, 7x, last vs. San Diego (5/2/16) | 1, 10x, last vs. San Diego (5/2/16) |
| Walks | 2, 2x, last vs. UCSB (3/5/16) | 2, 4x, last vs. UCSB (3/4/16) |
| Stolen Bases | 2, at Mississippi State (3/11/16) | 2, 2x, last at Mississippi State (3/11/16) |
| Hitting Streak | 5 | 5 |
| Multiple-Hit Games | 4 | 19 |
| Multiple-RBI Games | 11 | 17 |

#35 • MCKINLEY LefORE

RHP • R/R • 6-1 • 174 • Fr. • Camas, Wash. (Camas HS)

| Category | Season | Career |
|--------------------|--------|--------|
| Innings (Starter) | | |
| Innings (Reliever) | | |
| Strikeouts | | |
| Wins | | |

#36 • JACK KARRAKER

RHP • R/R • 5-11 • 297 • Sr. • Clovis, Calif. (Buchanan HS/Fresno City College)

| Category | Season | Career |
|--------------------|----------------------------|-------------------------|
| Innings (Starter) | 7.0, vs. NMSU (2/22/15) | 7.0, vs. NMSU (2/22/15) |
| Innings (Reliever) | 1.2, vs. WSU (4/30/16) | 1.2, vs. WSU (4/30/16) |
| Strikeouts | 4, at Washington (3/26/16) | 8, vs. NMSU (2/22/15) |
| Wins | 1 | 1 |

#37 • CONNOR ZWETSCH

RHP • R/R • 6-5 • 228 • Jr. • Portland, Ore. (Westview HS/Western Nevada College)

| Category | Season | Career |
|--------------------|--|--|
| Innings (Starter) | | |
| Innings (Reliever) | 1.0, 2x, last vs. Oregon State (4/27/16) | 1.0, 2x, last vs. Oregon State (4/27/16) |
| Strikeouts | 1, vs. Oregon State (4/27/16) | 1, vs. Oregon State (4/27/16) |
| Wins | | |

#40 • COOPER STILES

RHP • R/R • 6-0 • 186 • Jr. • Eugene, Ore. (Sheldon HS)

| Category | Season | Career |
|--------------------|-------------------------------|---------------------------------|
| Innings (Starter) | none | none |
| Innings (Reliever) | 4.1, at UCLA (4/21/16) | 5.2, vs. Oregon State (4/11/15) |
| Strikeouts | 2, 2x, last at UCLA (4/21/16) | 4, vs. Gonzaga (5/12/15) |
| Wins | 1 | 5 |
| Saves | 1 | 2 |

season & career highs

#41 • Isaiah Carranza

RHP • S/R • 6-5 • 179 • Fr. • La Verne, Calif. (Damien HS)

Category Season Career

Innings (Starter).....6.0, vs. Illinois State (2/25/16)..... 6.0, vs. Illinois State (2/25/16)
Innings (Reliever).....4.1 at Mississippi State (3/12/16) 4.1 at Mississippi State (3/12/16)
Strikeouts.....3, vs. Illinois State (2/25/16)..... 3, vs. Illinois State (2/25/16)
Wins.....1 1

#42 • PHIL CRAIG-ST. LOUIS

1B/OF • L/R • 6-0 • 211 • Sr. • Gatineau, Quebec (Nicolas-Gatineau HS/Seminole State College)

Category Season Career

At Bats6, vs. UCSB (3/5/16) 6, vs. UCSB (3/5/16)
Runs2, 2x, last vs. UCSB (3/4/16) 2, 11x, last vs. UCSB (3/4/16)
Hits2, 3x, last at UCLA (4/21/16) 4, vs. UCLA (5/23/15)
RBI3, vs. Illinois State (2/25/16) 4, vs. Oregon State (4/12/15)
Doubles.....1, 2x, last vs. UCSB (3/4/16)..... 1, 10x, last vs. UCSB (3/4/16)
Triples1, vs. Illinois State (2/25/16) 1, 3x, last vs. Illinois State (2/25/16)
Home Runs.....1, 3x, last at UCLA (4/21/16) 1, 5x, last at UCLA (4/21/16)
Walks2, at Washington (3/24/16) 2, 4x, last at Washington (3/24/16)
Stolen Bases.....1, at Mississippi State (3/12/16) 1, 5x, last at Mississippi State (3/12/16)
Hitting Streak.....3 7
Multiple-Hit Games.....3 23
Multiple-RBI Games3 11

#43 • BRADEN STUTZMAN

C/INF • S/R • 5-11 • 175 • Fr. • Twin Falls, Idaho (Twin Falls HS)

Category Season Career

At bats:.....
Runs scored:.....
Hits:
RBI:
Doubles:.....
Triples
Home Runs.....
Walks:
Stolen bases:
Hitting Streak.....
Multiple-Hit Games.....
Multiple-RBI Games

#46 • NOAH KRONFLY

RHP • R/R • 5-11 • 170 • Fr. • Huntington Beach, Calif. (Edison HS)

Category Season Career

Innings (Starter).....
Innings (Reliever).....
Strikeouts.....
Wins.....

INDIVIDUAL SEASON BATTING RECORDS

BATTING AVERAGE (Min. 3.0 Plate App.)

| | | |
|-----|------|------------------------|
| 1. | .426 | Len Read (1958) |
| 2. | .423 | Ellis Olson (1958) |
| 3. | .414 | Al Cohen (1949) |
| 4. | .410 | Earl Averill (1951) |
| | .410 | Dave Roberts (1972) |
| 6. | .405 | Jim Willis (1973) |
| 7. | .397 | Larry Hanson (1967) |
| 8. | .391 | Bill Carney (1942) |
| 9. | .386 | Ed Davidson (1961) |
| 10. | .382 | Dennis Baldrige (1966) |

AT BATS

| | | |
|-----|-----|--------------------------|
| 1. | 256 | Tyler Baumgartner (2014) |
| 2. | 253 | Ryon Healy (2012) |
| 3. | 247 | Danny Pulfer (2010) |
| 4. | 235 | Aaron Payne (2012) |
| 5. | 233 | KC Serna (2010) |
| 6. | 231 | Mitchell Tolman (2015) |
| | 231 | Aaron Payne (2014) |
| | 231 | Kyle Garlick (2014) |
| 9. | 230 | Scott Heineman (2013) |
| 10. | 228 | Ryon Healy (2013) |
| | 228 | Eddie Rodriguez (2010) |

HITS

| | | |
|-----|----|--------------------------|
| 1. | 81 | KC Serna (2010) |
| 2. | 79 | Ryon Healy (2012) |
| | 79 | Danny Pulfer (2011) |
| 4. | 76 | Ryon Healy (2013) |
| 5. | 75 | Mitchell Tolman (2015) |
| | 75 | Eddie Rodriguez (2010) |
| 7. | 74 | Danny Pulfer (2010) |
| 8. | 73 | Tyler Baumgartner (2014) |
| 9. | 69 | Mitchell Tolman (2014) |
| 10. | 66 | Brett Thomas (2013) |

RUNS

| | | |
|-----|----|--------------------------|
| 1. | 50 | Tyler Baumgartner (2014) |
| | 50 | Aaron Payne (2014) |
| 3. | 47 | Danny Pulfer (2010) |
| 4. | 45 | Mitchell Tolman (2014) |
| | 45 | KC Serna (2010) |
| | 45 | Brett Thomas (2013) |
| 7. | 44 | Ryon Healy (2013) |
| 8. | 43 | Mitchell Tolman (2015) |
| 9. | 42 | Aaron Payne (2012) |
| 10. | 41 | Dave Roberts (1972) |

39 Austin Grebeck (2016)

DOUBLES

| | | |
|----|----|--------------------------|
| 1. | 20 | Mitchell Tolman (2015) |
| | 20 | Ryon Healy (2013) |
| 3. | 18 | Mitchell Tolman (2014) |
| 4. | 16 | Tyler Baumgartner (2014) |
| | 16 | Danny Pulfer (2011) |
| 6. | 15 | Brett Thomas (2013) |
| 7. | 14 | Kyle Garlick (2014) |
| | 14 | Scott Heineman (2013) |
| | 14 | Danny Pulfer (2010) |
| | 14 | Brett Thomas (2012) |

TRIPLES

| | | |
|----|---|---------------------------|
| 1. | 7 | Tyler Baumgartner (2014) |
| 2. | 6 | H.D. Murphy (1964) |
| 3. | 5 | Mitchell Tolman (2014) |
| | 5 | Bob Anderson (1974) |
| | 5 | Ray Haroldson (1961) |
| | 5 | George Shaw (1953) |
| 7. | 4 | Brandon Cuddy (2015) |
| | 4 | Aaron Payne (2014) |
| | 4 | Kyle Garlick (2014) |
| | 4 | Tyler Baumgartner (2013) |
| | 4 | Kyle Garlick (2012) |
| | 4 | Aaron Payne (2012) |
| | 4 | Brett Thomas (2012) |
| | 4 | Mike Ritchey (1979) |
| | 4 | Tom Dodd (1978) |
| | 4 | Jim Van Wyck (1970) |
| | 4 | Ron Delplanche (1966) |
| | 4 | Ron Delplanche (1965) |
| | 4 | John Livingston (1962) |
| | 4 | Earl Averill, Jr. (1953) |
| | 4 | <u>Jim Livesay (1953)</u> |

3 Austin Grebeck (2016)

HOME RUNS

| | | |
|----|----|----------------------|
| 1. | 14 | Shaun Chase (2014) |
| | 14 | Steve Crum (1981) |
| | 14 | Jim Willis (1974) |
| 4. | 12 | Tom Dodd (1978) |
| | 12 | Dave Roberts (1972) |
| 6. | 11 | Ryon Healy (2013) |
| | 11 | Keith Lampard (1965) |
| 8. | 10 | Tom Dodd (1979) |
| | 10 | Ray Smith (1975) |
| | 10 | Guy Krause (1974) |

RUNS BATTED IN

| | | |
|----|----|--------------------------|
| 1. | 56 | Ryon Healy (2013) |
| 2. | 49 | Mitchell Tolman (2014) |
| 3. | 47 | Dave Roberts (1972) |
| 4. | 46 | Tom Dodd (1979) |
| | 46 | Jim Willis (1974) |
| 6. | 45 | Eddie Rodriguez (2010) |
| 7. | 42 | Mitchell Tolman (2015) |
| | 42 | Tyler Baumgartner (2014) |
| | 42 | Kyle Garlick (2014) |
| | 42 | Ryon Healy (2012) |

WALKS (since '65)

| | | |
|-----|-----------|------------------------------------|
| 1. | 48 | Guy Krause (1972) |
| 2. | 44 | Mitchell Tolman (2015) |
| 3. | 36 | Guy Krause (1974) |
| 4. | 34 | Don Reynolds (1974) |
| 5. | 33 | Guy Krause (1971) |
| 6. | 32 | Bob Anderson (1972) |
| 7. | 31 | Mitchell Tolman (2014) |
| 8. | 30 | Phil Craig-St. Louis (2015) |
| 9. | 29 | Kyle Garlick (2012) |
| 10. | 28 | Mark Karaviotis (2015) |
| | 28 | Ryon Healy (2013) |
| | 28 | Denny Boom (1979) |
| | 28 | Glen Gaboury (1976) |
| | 28 | <u>Dave Heuberger (1968)</u> |

26 Austin Grebeck (2016)

STOLEN BASES

| | | |
|----|----|------------------------|
| 1. | 18 | Don Banderas (1965) |
| 2. | 17 | Aaron Payne (2014) |
| 3. | 16 | Scott Heineman (2015) |
| | 16 | Aaron Payne (2013) |
| | 16 | Aaron Payne (2012) |
| | 16 | Caleb Tommasini (2009) |
| 7. | 15 | Trev Swangard (1962) |
| | 15 | Wimp Hastings (1958) |
| 9. | 14 | KC Serna (2010) |
| | 14 | Don Reynolds (1974) |
| | 14 | John Livingston (1963) |

LONGEST HITTING STREAK (SINCE '09)

| | | |
|----|----|--------------------------|
| 1. | 15 | Kyle Garlick (2014) |
| 2. | 14 | Tyler Baumgartner (2013) |
| 3. | 13 | Brett Thomas (2013) |
| | 13 | Ryon Healy (2013) |
| | 13 | Danny Pulfer (2011) |
| 6. | 12 | Ryon Healy (2012) |
| | 12 | Danny Pulfer (2011) |
| 8. | 11 | J.J. Altobelli (2011) |
| 9. | 10 | Tyler Baumgartner (2014) |
| | 10 | Scott Heineman (2013) |
| | 10 | KC Serna (2010) |
| | 10 | Eddie Rodriguez (2010) |

HIT-BY-PITCHES (since '09)

| | | |
|----|-----------|-------------------------------|
| 1. | 31 | Aaron Payne (2014) |
| 2. | 25 | Aaron Payne (2012) |
| 3. | 20 | Mitchell Tolman (2014) |
| 4. | 17 | Jack Marder (2011) |
| 5. | 16 | Aaron Payne (2013) |
| 6. | 15 | Jack Marder (2010) |
| 7. | 13 | Mitchell Tolman (2015) |
| | 13 | Mark Karaviotis (2015) |
| 9. | 10 | Tyler Baumgartner (2014) |
| | 10 | Mark Karaviotis (2014) |
| | 10 | Scott Heineman (2013) |
| | 10 | Brett Thomas (2013) |
| | 10 | Aaron Jones (2011) |

SLUGGING PERCENTAGE (since '09)

| | | |
|-----|------|--------------------------|
| 1. | .634 | Shaun Chase (2014) |
| 2. | .566 | Ryon Healy (2013) |
| 3. | .482 | Eddie Rodriguez (2010) |
| 4. | .476 | KC Serna (2010) |
| 5. | .471 | Aaron Jones (2012) |
| 6. | .470 | Mitchell Tolman (2014) |
| | .470 | Kyle Garlick (2012) |
| 8. | .468 | Mitchell Tolman (2015) |
| 9. | .467 | Danny Pulfer (2011) |
| 10. | .439 | Tyler Baumgartner (2014) |

ASSISTS BY OUTFIELDER (since '09)

| | | |
|----|----------|------------------------------|
| 1. | 7 | Aaron Jones (2011) |
| | 7 | Steven Packard (2010) |
| | 7 | Curtis Raulinaitis (2009) |
| 4. | 4 | Jakob Goldfarb (2015) |
| 5. | 3 | Austin Grebeck (2016) |
| | 3 | Austin Grebeck (2015) |
| | 3 | Austin Grebeck (2014) |
| | 3 | Tyler Baumgartner (2014) |
| | 3 | Kyle Garlick (2014) |
| | 3 | Stefan Sabol (2011) |
| | 3 | Antony Kreitz (2009) |
| | 3 | Brett Thomas (2012) |
| | 2 | A.J. Balta (2016) |
| | 2 | Jakob Goldfarb (2016) |

MULTIPLE-RBI GAMES (since '09)

| | | |
|----|-----------|---------------------------|
| 1. | 16 | Ryon Healy (2013) |
| 2. | 13 | Mitchell Tolman (2014) |
| | 13 | Kyle Garlick (2014) |
| 4. | 12 | Marcus Piazzi (2010) |
| 5. | 11 | A.J. Balta (2016) |
| | 11 | Mitchell Tolman (2015) |
| | 11 | Aaron Jones (2011) |
| | 11 | Eddie Rodriguez (2010) |
| 9. | 10 | Tyler Baumgartner (2014) |
| | 10 | Curtis Raulinaitis (2010) |

MULTIPLE-HIT GAMES (since '09)

| | | |
|----|-----------|------------------------------------|
| 1. | 27 | KC Serna (2010) |
| 2. | 25 | Danny Pulfer (2011) |
| 3. | 23 | Danny Pulfer (2010) |
| 4. | 22 | Mitchell Tolman (2015) |
| 5. | 21 | Brett Thomas (2013) |
| | 21 | Ryon Healy (2013) |
| | 21 | Tyler Baumgartner (2014) |
| 8. | 20 | Phil Craig-St. Louis (2015) |
| | 20 | Mitchell Tolman (2014) |
| | 20 | Eddie Rodriguez (2010) |
| | 20 | Ryon Healy (2012) |

INDIVIDUAL SEASON PITCHING RECORDS

| | | | | | | | | |
|---|-------------------------------|---------------------------------------|-----------|-----------------------------------|------------------------------|--|-------------------------------|-------------------------------|
| WINS | | COMPLETE GAMES | | MOST WALKS | | LOWEST OPP. BATTING AVG. (since '09) (Min. 10 IP & 1.0 IP per APP) | | |
| 1. | 12 | Cole Irvin (2013) | 1. | 9 | Dean Kegler (1979) | 1. | .137 | Garrett Cleavinger (2013) |
| 2. | 11 | Tommy Thorpe (2014) | 9 | 9 | Eric Gilmore (1974) | 2. | .137 | Drew Gagnier (2009) |
| | 11 | Alex Keudell (2012) | 3. | 7 | Dean Kegler (1978) | 3. | .153 | Garrett Cleavinger (2015) |
| 4. | 10 | Jeff Gold (2014) | 7 | 7 | Glenn Fisher (1977) | 4. | .172 | Jimmie Sherfy (2012) |
| 5. | 9 | Garrett Cleavinger (2013) | 7 | 7 | Robbie Snow (1964) | 5. | .176 | Tommy Thorpe (2012) |
| | 9 | Zack Thornton (2010) | 7 | 7 | Norm Forbes (1954) | 6. | .182 | Jake Reed (2014) |
| | 9 | Mike Nicksic (1968) | 7. | 6 | Kent Couchee (1975) | 7. | .185 | Kellen Moen (2011) |
| | 9 | Robbie Snow (1966) | 6 | 6 | Mike Shoup (1973) | 8. | .186 | Darrell Hunter (2014) |
| | 9 | Norm Forbes (1954) | 6 | 6 | Mike Shoup (1972) | 9. .196 | Stephen Nogosek (2015) | |
| 10. | 8 | Jake Reed (2012) | 6 | 6 | Wally Palmberg (1965) | 10. | .201 | Tyler Anderson (2011) |
| | 8 | Jeff Gold (2012) | 6 | 6 | Bob Christianson (1962) | | | |
| | 8 | Tyler Anderson (2011) | 6 | 6 | Bob Christianson (1962) | | | |
| | 8 | Dean Kegler (1978) | 6 | 6 | Denny Peterson (1959) | | | |
| | 8 | Eric Gilmore (1974) | 6 | 6 | Terry Maddox (1955) | | | |
| | 8 | Thatch McLeod (1964) | 6 | 6 | Mel Krause (1950) | | | |
| | 8 | Bob Christianson (1962) | 6 | 6 | Pete Igoe (1941) | | | |
| | 8 | Ron Whittaker (1957) | 6 | 6 | Don McFadden (1936) | | | |
| | | | 6 | 6 | Bob Millard (1936) | | | |
| | | | 6 | 6 | Bob Millard (1935) | | | |
| | | | 6 | 6 | Bob Millard (1935) | | | |
| ERA (MIN. 1.0 INN. PER GAME) | | INNINGS PITCHED | | APPEARANCES (since '69) | | | | |
| 1. | 0.97 | Whitney Lokan (1948) | 1. | 124.2 | Alex Keudell (2012) | 1. | 39 | Stephen Nogosek (2015) |
| 2. | 0.99 | Eric Olson (1968) | 2. | 116.0 | Cole Irvin (2013) | 2. | 38 | Jimmie Sherfy (2013) |
| 3. | 1.08 | Robbie Snow (1964) | 3. | 114.0 | Jake Reed (2012) | 3. | 37 | Garrett Cleavinger (2015) |
| 4. | 1.17 | Arba Ager (1964) | 4. | 107.2 | Tyler Anderson (2011) | 37 | 37 | Garrett Cleavinger (2013) |
| | 1.17 | Thatch McLeod (1963) | 5. | 105.0 | Tommy Thorpe (2014) | 5. | 36 | Jimmie Sherfy (2012) |
| 6. | 1.26 | Arba Ager (1963) | 6. | 104.1 | Tommy Thorpe (2013) | 6. | 35 | Garrett Cleavinger (2014) |
| 7. | 1.35 | Robbie Snow (1962) | 7. | 102.2 | Tyler Anderson (2010) | 8. | 31 | Tommy Thorpe (2012) |
| 8. | 1.44 | Jon Wheeler (1967) | 8. | 101.1 | Jeff Gold (2014) | 8. | 31 | Jake Reed (2014) |
| 9. | 1.53 | Jon Swanson (1962) | 9. | 100.1 | Jake Reed (2013) | 10. | 28 | Scott McGough (2011) |
| 10. | 1.61 | Done Lane (1956) | 10. | 99.0 | Madison Boer (2011) | 28 | 28 | Darrell Hunter (2013) |
| | | | | | | | | Kellen Moen (2011) |
| | | | | | | | | Ryan Fleckenstein (2009) |
| WINNING PERCENTAGE (MIN. 6 WINS) | | STRIKEOUTS | | MOST STARTS (since '09) | | | | |
| 1. | 1.000 (9-0) | Garrett Cleavinger (2013) | 1. | 114 | Tyler Anderson (2011) | 1. | 17 | Jeff Gold (2014) |
| | 1.000 (9-0) | Zack Thornton (2010) | 2. | 105 | Tyler Anderson (2010) | 17 | 17 | Jake Reed (2013) |
| | 1.000 (6-0) | Jon Swanson (1962) | 3. | 93 | Jimmie Sherfy (2012) | 17 | 17 | Alex Keudell (2012) |
| | 1.000 (6-0) | Mike Shoup (1972) | 4. | 90 | Tommy Thorpe (2014) | 17 | 17 | Jake Reed (2012) |
| 5. | .900 (9-1) | Mike Nicksic (1968) | 5. | 87 | Tommy Thorpe (2013) | 5. 16 | 16 | Cole Irvin (2015) |
| 6. | .889 (8-1) | Eric Gilmore (1974) | 6. | 84 | Jon Wheeler (1969) | 16 | 16 | Tommy Thorpe (2014) |
| 7. | .875 (7-1) | Wally Palmberg (1965) | 7. | 82 | Erik Stavert (2009) | 16 | 16 | Cole Irvin (2013) |
| | .875 (7-1) | Don Lane (1958) | 8. | 81 | David Peterson (2015) | 16 | 16 | Tommy Thorpe (2013) |
| | .875 (7-1) | Terry Maddox (1955) | 9. | 78 | Alex Keudell (2010) | 16 | 16 | Tyler Anderson (2010) |
| 10. | .857 (6-1) | Arba Ager (1964) | 78 | 78 | Robbie Snow (1963) | 10. | 15 | Tyler Anderson (2011) |
| | .857 (6-1) | Rollie Heath (1958) | 73 | 73 | Cole Irvin (2016) | 15 | 15 | Justin LaTempa (2010) |
| | | | | | | 15 | 15 | Tyler Anderson (2009) |
| SAVES (1980 and since '09) | | STRIKEOUTS LOOKING (since '09) | | GAMES FINISHED (since '09) | | | | |
| 1. | 21 | Jimmie Sherfy (2013) | 1. | 30 | Alex Keudell (2012) | 1. | 35 | Garrett Cleavinger (2015) |
| 2. | 19 | Jimmie Sherfy (2012) | 30 | 30 | Tyler Anderson (2011) | 35 | 35 | Jimmie Sherfy (2013) |
| 3. | 13 | Jake Reed (2014) | 3. | 29 | Tommy Thorpe (2014) | 35 | 35 | Jimmie Sherfy (2012) |
| 4. 11 | Stephen Nogosek (2016) | | 3. | 29 | Tommy Thorpe (2014) | 4. | 28 | Jake Reed (2014) |
| 5. | 9 | Garrett Cleavinger (2015) | 29 | 29 | Tyler Anderson (2011) | 5. 19 | 19 | Stephen Nogosek (2016) |
| 6. | 8 | Kellen Moen (2011) | 29 | 29 | Alex Keudell (2010) | 19 | 19 | Kellen Moen (2011) |
| 7. | 7 | Drew Gagnier (2009) | 6. | 28 | Zack Thornton (2010) | 19 | 19 | Drew Gagnier (2010) |
| 8. | 5 | Scott McGough (2011) | 7. | 27 | Tommy Thorpe (2013) | 19 | 19 | Drew Gagnier (2009) |
| | 5 | Madison Boer (2010) | 8. | 26 | Scott McGough (2011) | 9 | 14 | Scott McGough (2011) |
| 10. | 4 | Drew Gagnier (2010) | 9. | 24 | Jeff Gold (2014) | 10. | 13 | Madison Boer (2010) |
| | 4 | Scott McGough (2010) | 10. | 23 | Conor Harber (2015) | | | |
| | 4 | Eric Austad (1980) | | | | | | |

INDIVIDUAL CAREER BATTING RECORDS

BATTING AVERAGE (MIN. 170 AT BATS)

1. .381 H.D. Murphy (1963-64)
2. .372 Jim Willis (1973-74)
3. .371 Ellis Olson (1957-58)
4. .358 Dennis Baldrige (1965-66)
.358 Joe Gordon (1934-35)
6. .354 Dave Roberts (1970-72)
.354 Earl Averill, Jr. (1951-53)
8. .351 Larry Hanson (1967-68)
9. .343 Vernell Warren (2012)
.343 Dave Moore (1960-61)

AT BATS

1. 802 J.J. Altobelli (2010-13)
2. 685 Aaron Payne (2011-14)
3. 639 Danny Pulfer (2009-11)
4. 615 Mitchell Tolman (2013-15)
5. 603 Ryon Healy (2011-13)
6. 590 KC Serna (2009-11)
7. 568 Kyle Garlick (2011-14)
8. 524 Scott Heineman (2012-15)
9. 512 Brett Thomas (2011-2013)
10. 490 Bob Anderson (1972-75)

GAMES STARTED (since '09)

1. 229 J.J. Altobelli (2010-13)
2. 192 Aaron Payne (2011-14)
3. 177 Danny Pulfer (2009-11)
4. 173 Mitchell Tolman (2013-15)
5. 159 KC Serna (2009-11)
6. 156 Kyle Garlick (2011-14)
156 Ryon Healy (2011-13)
8. 138 Scott Heineman (2012-15)
138 Brett Thomas (2011-13)
10. **118...Steven Padcard (2010,2013-present)**
118 Shaun Chase (2012-15)
112 ...Austin Grebeck (2014-present)
110 ...Mark Karaviotis (2014-present)

RUNS

1. 135 Aaron Payne (2011-14)
2. 127 J.J. Altobelli (2010-13)
3. 111 Don Reynolds (1972-75)
111 Ron Delplanche (1965-67)
5. 106 Guy Krause (1971-74)
6. 104 Mitchell Tolman (2013-15)
7. 99 Ryon Healy (2011-13)
8. 97 Danny Pulfer (2009-11)
9. 96 George Shaw (1952-55)
10. 94 Tom Dodd (1977-79)

HITS

1. 211 J.J. Altobelli (2010-13)
2. 196 Mitchell Tolman (2013-15)
3. 194 Ryon Healy (2011-13)
4. 193 Danny Pulfer (2009-11)
5. 176 Aaron Payne (2011-14)
6. 163 KC Serna (2009-11)
7. 159 Brett Thomas (2011-13)
8. 155 Tom Dodd (1977-79)
9. 149 Don Reynolds (1972-75)
10. 145 Kyle Garlick (2011-14)

DOUBLES

1. 47 Mitchell Tolman (2013-15)
2. 43 Ryon Healy (2011-13)
3. 38 J.J. Altobelli (2010-13)
4. 34 Brett Thomas (2011-13)
5. 31 Scott Heineman (2012-15)
31 Danny Pulfer (2009-11)
7. 29 Kyle Garlick (2011-14)
8. 27 Tom Dodd (1977-79)
9. **26...Steven Padcard (2010,2013-present)**
26 Tyler Baumgartner (2013-14)
26 KC Serna (2009-11)

TRIPLES

1. 12 Kyle Garlick (2011-14)
2. 11 Aaron Payne (2011-14)
11 Tyler Baumgartner (2013-14)
11 George Shaw (1952-55)
5. 10 Ron Delplanche (1965-67)
6. 9 Don Reynolds (1972-75)
9 Bob Anderson (1972-75)
8. 8 Mitchell Tolman (2013-15)
8 Earl Averill, Jr. (1951-53)
10. 7 Cal Dean (1962-64)
7 Ray Haroldson (1960-62)
7 Jim Pifher (1956-58)
6 ...Austin Grebeck (2014-present)

HOME RUNS

1. 30 Tom Dodd (1977-79)
2. 27 Guy Krause (1971-74)
3. 25 Shaun Chase (2012-15)
4. 21 Pat McNally (1972-75)
21 Ron Delplanche (1965-67)
6. 19 Ryon Healy (2011-13)
7. 18 Don Reynolds (1972-75)
18 Jim Willis (1973-74)
9. 17 Dave Roberts (1970-72)
10. 16 Steve Crum (1980-81)

RUNS BATTED IN

1. 128 Mitchell Tolman (2013-15)
2. 118 Ryon Healy (2011-13)
3. 108 Kyle Garlick (2011-14)
4. 91 J.J. Altobelli (2010-13)
5. 90 Tom Dodd (1977-79)
6. 89 Don Reynolds (1972-75)
7. 83 Guy Krause (1971-74)
8. 81 Dave Roberts (1970-72)
9. 80 Colby Howe (1968-70)
10. 78 KC Serna (2009-11)

STOLEN BASES

1. 49 Aaron Payne (2011-14)
2. 40 Don Reynolds (1972-75)
3. 38 Scott Heineman (2012-15)
4. 35 KC Serna (2009-11)
5. 33 Don Banderas (1963-65)
6. 27 Dean Roberts (1972-75)
27 Jim Pifher (1956-58)
27 George Shaw (1952-55)
9. 24 J.J. Altobelli (2010-13)
10. 22 Connor Hofmann (2011-14)
22 Brett Thomas (2011-13)
22 Curtis Raulinaitis (2009-10)
22 John Livingston (1961-63)

WALKS (since '65)

1. 133 Guy Krause (1971-74)
2. 93 Mitchell Tolman (2013-15)
3. 89 Don Reynolds (1972-75)
4. 79 Aaron Payne (2011-14)
5. 76 Bob Anderson (1972-75)
6. 72 J.J. Altobelli (2010-13)
7. **71... Austin Grebeck (2014-present)**
8. 62 Kyle Garlick (2011-14)
62 Danny Pulfer (2009-11)
10. 60 Ryon Healy (2011-13)
60 KC Serna (2009-11)
47.. Mark Karaviotis (2014-present)

HIT-BY-PITCHES (since '09)

1. 73 Aaron Payne (2011-14)
2. 39 Mitchell Tolman (2013-15)
3. 32 Jack Marder (2010-11)
4. **24.. Mark Karaviotis (2014-present)**
5. 19 Scott Heineman (2012-15)
19 J.J. Altobelli (2010-13)
19 Danny Pulfer (2009-11)
19 Aaron Jones (2011-12)
9. 18 Brett Thomas (2011-13)
10. 15 KC Serna (2009-11)

MOST INTENTIONAL WALKS (since '09)

1. 11 Ryon Healy (2011-13)
2. 8 Danny Pulfer (2009-11)
3. 7 Mitchell Tolman (2013-15)
4. 6 Scott Heineman (2012-15)
5. 5 Aaron Jones (2011-12)
6. **4.. Steven Padcard (2010,2013-present)**
4 Ryan Hambright (2010-13)
8. 3 Kyle Garlick (2011-14)
3 Shaun Chase (2012-15)
3 J.J. Altobelli (2010-13)
3 Curtis Raulinaitis (2009-10)

SLUGGING PERCENTAGE (since '09)

1. .494 Ryon Healy (2011-13)
2. .466 Shaun Chase (2012-15)
3. .450 Mitchell Tolman (2013-15)
4. .434 Eddie Rodriguez (2009-10)
5. .432 Tyler Baumgartner (2013-14)
6. .418 Aaron Jones (2011-12)
7. .414 Brett Thomas (2011-13)
8. .403 Shawn Peterson (2010-11)
9. .401 Paul Eshleman (2009-11)
10. .387 Marcus Piazzisi (2010-11)h

ON BASE PERCENTAGE (since '09)

1. .433 Mitchell Tolman (2013-15)
2. .396 Shawn Peterson (2010-11)
3. .389 Aaron Payne (2011-14)
4. .388 Ryon Healy (2011-13)
5. .379 Aaron Jones (2011-12)
6. .378 Danny Pulfer (2009-11)
7. .372 Eddie Rodriguez (2009-10)
8. .366 Marcus Piazzisi (2010-11)
9. .353 KC Serna (2009-11)
10. .348 Tyler Baumgartner (2013-14)

ASSISTS BY OUTFIELDER (since '09)

1. **9 ...Austin Grebeck (2014-present)**
2. 8 Aaron Jones (2011-12)
3. **7...Steven Padcard (2010,2013-present)**
4. 6 Tyler Baumgartner (2013-14)
6 Curtis Raulinaitis (2009-10)
6. **5...Jakob Goldfarb (2015-present)**
5 Kyle Garlick (2011-14)
5 Brett Thomas (2011-13)
9. 4 Scott Heineman (2012-15)
4 Connor Hofmann (2011-14)

MULTIPLE-RBI GAMES (since '09)

1. 32 Mitchell Tolman (2013-15)
2. 31 Ryon Healy (2011-13)
3. 29 Kyle Garlick (2011-14)
4. 20 Aaron Jones (2011-12)
5. 19 Shaun Chase (2012-15)
19 KC Serna (2009-11)
7. 18 J.J. Altobelli (2010-13)
8. **17A.J. Balta (2014-present)**
9. 16 Scott Heineman (2012-15)
10. **13...Steven Padcard (2010,2013-present)**
13 Tyler Baumgartner (2013-14)
13 Marcus Piazzisi (2010-11)
13 Danny Pulfer (2009-11)
11 ... Phil Craig-St. Louis (2015-present)

MULTIPLE-HIT GAMES (since '09)

1. 58 Danny Pulfer (2009-11)
2. 57 Ryon Healy (2011-13)
3. 56 Mitchell Tolman (2013-15)
4. 52 J.J. Altobelli (2010-2013)
5. 46 KC Serna (2009-11)
6. 45 Brett Thomas (2011-13)
7. 41 Aaron Payne (2011-14)
8. 37 Kyle Garlick (2011-14)
9. 34 Aaron Jones (2011-12)
10. 33 Scott Heineman (2012-15)
29...Steven Padcard (2010,2013-present)

INDIVIDUAL CAREER PITCHING RECORDS

| | | | |
|---|---|--|---|
| <p>WINS</p> <ol style="list-style-type: none"> 23 Jeff Gold (2011-14) 23 Alex Keudell (2009-12) 22 Dean Kegler (1978-81) 20 Tommy Thorpe (2012-14) 19 Robbie Snow (1962-64) 18..... Cole Irvin (2013-present) 18..... Garrett Cleavinger (2013-15) 18 Jake Reed (2012-14) 17 Tyler Anderson (2009-11) 17 Mike Nicksic (1966-68) <p>EARNED RUN AVERAGE</p> <ol style="list-style-type: none"> 1.49 Robbie Snow (1962-64) 1.59 Arba Ager (1962-64) 2.06 Wally Palmberg (1963-65) 2.12 Thatch McLeod (1962-64) 2.14 Tommy Thorpe (2012-14) 2.22 Bob Claydon (1970-72) 2.29 Don Lane (1956-58) 2.31 Bob Christianson (1960-62) 2.53 Mike Shoup (1971-73) 2.55 Jon Wheeler (1967-69) <p>WINNING PERCENTAGE (MIN. 10 WINS)</p> <ol style="list-style-type: none"> 1.000 (10-0) Jon Swanson (1960-62) .923 (12-1) Mike Shoup (1971-73) .833 (10-2) Wally Palmberg (1963-65) .792 (19-5) .. Robbie Snow (1962-64) .789 (15-4) Don Lane (1956-58) .778 (14-4) Arba Ager (1962-64) .767 (23-7) Jeff Gold (2011-14) .708 (17-7) ... Mike Nicksic (1966-68) .706 (12-5) Alan Hardin (1971-72) .706 (12-5) Ron Whittaker (1956-58) <p>COMPLETE GAMES</p> <ol style="list-style-type: none"> 22 Dean Kegler (1978-81) 15 Robbie Snow (1962-64) 14 Mike Shoup (1971-73) 14 Norm Forbes (1952-55) 14 Mel Krause (1949-51) 13 Jon Wheeler (1967-69) 12 Bob Millard (1935-36) 11 Eric Gilmore (1974-77) 11 Denny Peterson (1959-61) 10 Greg Richards (1972-75) 10 Bob Christianson (1960-62) 10 Don Lane (1956-58) 10 Pete Iggoe (1940-41) 10 Don McFadden (1935-36) | <p>INNINGS PITCHED</p> <ol style="list-style-type: none"> 350.2 Dean Kegler (1978-81) 337.0 Alex Keudell (2009-12) 292.1 Tyler Anderson (2009-11) 255.2 Cole Irvin (2013-present) 252.0 Tommy Thorpe (2012-14) 251.1 Jake Reed (2012-14) 229.1 Jeff Gold (2011-14) 216.2 Robbie Snow (1962-64) 214.2 Jon Wheeler (1967-69) 212.2 Madison Boer (2009-11) <p>STRIKEOUTS</p> <ol style="list-style-type: none"> 285 Tyler Anderson (2009-11) 247 Alex Keudell (2009-12) 225 Tommy Thorpe (2012-14) 222 Jon Wheeler (1967-69) 183 Robbie Snow (1962-64) 181 Dean Kegler (1978-81) 173 Cole Irvin (2013-present) 172 Garrett Cleavinger (2013-15) 171 Fred Cardwell (1968-70) 166 Jake Reed (2012-14) <p>MOST WALKS</p> <ol style="list-style-type: none"> 139 Norm Forbes (1952-55) 130 Greg Richards (1972-75) 118 Jon Wheeler (1967-69) 108 Fred Cardwell (1968-70) 107 Tyler Anderson (2009-11) 97 Alex Keudell (2009-12) 97 Steve Miller (1972-75) 97 Steve Greenough (1970-72) 92 Tommy Thorpe (2012-14) 92 Craig Fetzer (1974-77) <p>APPEARANCES (since '69)</p> <ol style="list-style-type: none"> 109 Garrett Cleavinger (2013-15) 77 ... Stephen Nogosek (2014-present) 76 Jimmie Sherfy (2011-13) 74 Scott McGough (2009-11) 73 Alex Keudell (2009-12) 67 Tommy Thorpe (2012-14) 65 Jake Reed (2013-14) 58 Madison Boer (2009-11) 58 Joey Housey (2009-12) 57 Christian Jones (2010-13) | <p>MOST STARTS (since '09)</p> <ol style="list-style-type: none"> 48 Alex Keudell (2009-12) 46 Tyler Anderson (2009-11) 43 Cole Irvin (2013-present) 36 Jeff Gold (2011-14) 34 Jake Reed (2012-14) 33 Tommy Thorpe (2012-14) 26 Madison Boer (2009-11) 23 David Peterson (2015-present) 22 Brando Tessar (2011-14) 18 Matt Krook (2014-present) <p>SAVES (1980 & SINCE 2009)</p> <ol style="list-style-type: none"> 40 Jimmie Sherfy (2011-13) 13 Garrett Cleavinger (2013-15) 13 Jake Reed (2012-14) 11 . Stephen Nogosek (2014-present) 11 Drew Gagnier (2009-10) 9 Scott McGough (2009-11) 8 Madison Boer (2009-11) 8 Kellen Moen (2010-11) 4 Eric Austad (1980) 2 Cooper Stiles (2014-present) 2 Trent Paddon (2014-present) 2 Porter Clayton (2011, 2014) 2 Darrell Hunter (2009, 2013-14) 2 Joey Housey (2009-12) <p>GAMES FINISHED (since '09)</p> <ol style="list-style-type: none"> 70 Jimmie Sherfy (2011-13) 52 Garrett Cleavinger (2013-15) 38 Drew Gagnier (2009-10) 32 Scott McGough (2009-11) 28 Jake Reed (2012-14) 26 Stephen Nogosek (2014-present) 20 Madison Boer (2009-11) 20 Kellen Moen (2010-11) 18 Joey Housey (2009-12) 10 Darrell Hunter (2009-10, 2013-14) 10 Alex Keudell (2009-12) | <p>LOWEST OPP. BATTING AVG. (since '09) (1.0 IP per APP)</p> <ol style="list-style-type: none"> .165 Garrett Cleavinger (2013-15) .186 Drew Gagnier (2009-11) .189 Kellen Moen (2010-11) .210 Jimmie Sherfy (2011-13) .215 Tommy Thorpe (2012-14) .223 Joey Housey (2009-12) .230 Erik Stavert (2009) .233 Jake Reed (2012-14) .237 Tyler Anderson (2009-11) .247 Christian Jones (2010-13) <p>RUNNERS PICKED OFF (since '09)</p> <ol style="list-style-type: none"> 16 Tyler Anderson (2009-11) 11 Alex Keudell (2009-12) 10 Cole Irvin (2013-present) 8 Jake Reed (2012-14) 7 Tommy Thorpe (2012-14) 5 Madison Boer (2009-11) 4 Tim Susnara (2015-present) 4 Brett Hambright (2011-12) 4 Scott McGough (2009-11) 4 Justin LaTempa (2009-10) <p>3 Cole Stringer (2016-present)</p> |
|---|---|--|---|

2016 Oregon Baseball
#14 OREGON at SAN DIEGO STATE
Feb 19, 2016 at San Diego, Calif (Tony Gwynn Stadium)

OREGON 8 (1-0)

| Player | ab | r | h | rbi | bb | so | po | a | lob |
|-------------------------|----|---|---|-----|----|----|----|---|-----|
| Grebeck, Austin cf | 4 | 1 | 1 | 1 | 1 | 1 | 0 | 0 | |
| Balta, A.J. lf | 3 | 0 | 0 | 1 | 0 | 0 | 1 | 0 | 1 |
| Kroon, Matt ph/1b | 1 | 1 | 0 | 0 | 1 | 0 | 0 | 0 | 0 |
| Kasser, Kyle 1b | 0 | 0 | 0 | 0 | 0 | 1 | 0 | 0 | 0 |
| Goldfarb, Jakob rf | 4 | 1 | 0 | 0 | 1 | 2 | 2 | 0 | 0 |
| Craig-St.Louis, Phil 1b | 4 | 0 | 0 | 0 | 2 | 6 | 0 | 3 | |
| Catalano, Nick lf | 1 | 0 | 1 | 2 | 0 | 0 | 1 | 0 | 0 |
| Packard, Steven dh | 5 | 1 | 2 | 0 | 0 | 0 | 0 | 1 | |
| Susnara, Tim c | 4 | 0 | 0 | 0 | 2 | 12 | 0 | 1 | |
| Karaviotis, Mark 3b | 3 | 0 | 0 | 0 | 1 | 1 | 1 | 0 | |
| Eureste, Matt ph/3b | 0 | 1 | 0 | 0 | 0 | 0 | 0 | 0 | 0 |
| Moniot, Travis ss | 3 | 1 | 1 | 1 | 0 | 0 | 2 | 0 | |
| Patzlaff, Daniel 2b | 3 | 2 | 2 | 1 | 1 | 0 | 2 | 3 | 0 |
| Irvin, Cole p | 0 | 0 | 0 | 0 | 0 | 0 | 0 | 0 | 0 |
| Carranza, Isaiah p | 0 | 0 | 0 | 0 | 0 | 0 | 0 | 0 | 0 |
| Nogosek, Stephen p | 0 | 0 | 0 | 0 | 0 | 0 | 0 | 0 | 0 |
| Stiles, Cooper p | 0 | 0 | 0 | 0 | 0 | 0 | 0 | 0 | 0 |
| Totals | 35 | 8 | 7 | 6 | 4 | 8 | 27 | 6 | 6 |

| Score by Innings | 1 | 2 | 3 | 4 | 5 | 6 | 7 | 8 | 9 | R | H | E |
|------------------|---|---|---|---|---|---|---|---|---|---|---|---|
| OREGON | 0 | 0 | 2 | 0 | 0 | 0 | 0 | 0 | 6 | 8 | 7 | 2 |
| SAN DIEGO STATE | 0 | 0 | 0 | 0 | 0 | 0 | 0 | 2 | 0 | 2 | 7 | 2 |

E - Moniot, T(1); Irvin, C(1); TREJO(1); WYLIE(1). DP - ORE 1. LOB - ORE 6; SDSU 7. 2B - Catalano, N(1); Packard, S(1); Moniot, T(1); HENSLEY(1). HBP - Eureste, M. SF - Moniot, T(1); THORNTON(1). SB - Balta, A(1). CS - Grebeck, A(1).

| OREGON | ip | h | r | er | bb | so | ab | bf |
|------------------|-----|---|---|----|----|----|----|----|
| Irvin, Cole | 7.0 | 6 | 0 | 0 | 0 | 9 | 26 | 26 |
| Carranza, Isaiah | 0.1 | 0 | 2 | 0 | 2 | 0 | 2 | 4 |
| Nogosek, Stephen | 0.2 | 1 | 0 | 0 | 0 | 1 | 2 | 3 |
| Stiles, Cooper | 1.0 | 0 | 0 | 0 | 0 | 2 | 3 | 3 |

Win - Nogosek, S (1-0). Loss - ERICKSON (0-1). Save - None.
 WP - REYES(1). HBP - by WYKE (Eureste, M).

Umpires - HP: Kevin Daugherty 1B: Jason Rogers 3B: Ryan West
 Start: 6:07 pm Time: 2:57 Attendance: 1155
 Weather: 59, wind calm, clear
 WYKE faced 1 batter in the 9th.

SAN DIEGO STATE 2 (0-1)

| Player | ab | r | h | rbi | bb | so | po | a | lob |
|----------------------|----|---|---|-----|----|----|----|----|-----|
| TREJO, Alan ss | 4 | 1 | 1 | 0 | 0 | 1 | 1 | 2 | 0 |
| CALABUIG, Chase cf | 4 | 0 | 0 | 0 | 0 | 0 | 1 | 0 | 1 |
| BROWN, Andrew 3b | 3 | 0 | 1 | 0 | 1 | 1 | 0 | 2 | 0 |
| THORNTON, Spencer lf | 3 | 0 | 0 | 1 | 0 | 2 | 0 | 0 | 1 |
| WYLIE, Justin 2b | 4 | 0 | 1 | 1 | 0 | 2 | 3 | 5 | 0 |
| VERDON, Jordan 1b | 4 | 0 | 1 | 0 | 0 | 1 | 13 | 0 | 2 |
| HENSLEY, David dh | 4 | 0 | 2 | 0 | 0 | 2 | 0 | 0 | 1 |
| ADKISON, Tyler rf | 4 | 0 | 1 | 0 | 0 | 1 | 2 | 0 | 1 |
| SAYLOR, CJ c | 3 | 1 | 0 | 0 | 1 | 2 | 7 | 4 | 1 |
| REYES, Marcus p | 0 | 0 | 0 | 0 | 0 | 0 | 0 | 0 | 0 |
| HELDMAN, Brian p | 0 | 0 | 0 | 0 | 0 | 0 | 0 | 0 | 0 |
| ERICKSON, Jacob p | 0 | 0 | 0 | 0 | 0 | 0 | 0 | 0 | 0 |
| WYKE, Jordan p | 0 | 0 | 0 | 0 | 0 | 0 | 0 | 0 | 0 |
| DOUTY, Dalton p | 0 | 0 | 0 | 0 | 0 | 0 | 0 | 0 | 0 |
| PURPURA, Dominic p | 0 | 0 | 0 | 0 | 0 | 0 | 1 | 0 | 0 |
| Totals | 33 | 2 | 7 | 2 | 2 | 12 | 27 | 14 | 7 |

| Score by Innings | 1 | 2 | 3 | 4 | 5 | 6 | 7 | 8 | 9 | R | H | E |
|------------------|---|---|---|---|---|---|---|---|----|----|---|---|
| OREGON | 1 | 2 | 2 | 0 | 2 | 1 | 0 | 0 | 10 | 11 | 2 | |
| SAN DIEGO STATE | 0 | 3 | 0 | 1 | 0 | 0 | 0 | 1 | 5 | 9 | 1 | |

E - Susnara, T(1); Patzlaff, D(1); WYLIE(2). DP - ORE 2; SDSU 1. LOB - ORE 7; SDSU 10. 2B - Susnara, T 2(2); HENSLEY(2). 3B - Grebeck, A(1); Balta, A(1); Patzlaff, D(1). HR - Balta, A(1); Packard, S(1). HBP - Grebeck, A; TREJO; VERDON. SH - CALABUIG(1). SB - THORNTON(1); ADKISON(1).

| SAN DIEGO STATE | ip | h | r | er | bb | so | ab | bf |
|------------------|-----|---|---|----|----|----|----|----|
| REYES, Marcus | 7.0 | 4 | 2 | 2 | 2 | 5 | 25 | 27 |
| HELDMAN, Brian | 0.1 | 0 | 0 | 0 | 0 | 1 | 1 | 1 |
| ERICKSON, Jacob | 1.0 | 1 | 1 | 1 | 0 | 2 | 5 | 5 |
| WYKE, Jordan | 0.0 | 0 | 1 | 1 | 0 | 0 | 0 | 1 |
| DOUTY, Dalton | 0.1 | 1 | 3 | 0 | 2 | 0 | 1 | 4 |
| PURPURA, Dominic | 0.1 | 1 | 1 | 0 | 0 | 0 | 3 | 3 |

Win - Robeniol, K (1-0). Loss - THOMPSON (0-1). Save - None.
 WP - Krook, M 2(2); DIAMOND(1). HBP - by Krook, M (VERDON); by DIAMOND (Grebeck, A); by Robeniol, K (TREJO). BK - DIAMOND(1). PB - Susnara, T(1).

Umpires - HP: Jason Rogers 1B: Ryan West 3B: Kevin Daugherty
 Start: 1:07 pm Time: 3:08 Attendance: 1180
 Weather: 71, sunny, wind 9w

2016 Oregon Baseball
#14 OREGON at SAN DIEGO STATE
Feb 20, 2016 at San Diego, Calif. (Tony Gwynn Stadium)

OREGON 10 (2-0)

| Player | ab | r | h | rbi | bb | so | po | a | lob |
|----------------------------|----|----|----|-----|----|----|----|---|-----|
| Grebeck, Austin cf | 4 | 2 | 1 | 0 | 0 | 1 | 4 | 0 | 1 |
| Balta, A.J. lf | 3 | 3 | 2 | 3 | 2 | 0 | 0 | 0 | 0 |
| Kroon, Matt 1b | 0 | 0 | 0 | 0 | 0 | 0 | 0 | 0 | 0 |
| Goldfarb, Jakob rf | 5 | 0 | 1 | 1 | 0 | 1 | 2 | 0 | 0 |
| Craig-St.Louis, Phil 1b/lf | 4 | 0 | 1 | 0 | 0 | 1 | 6 | 0 | 0 |
| Breshears, Carson ph | 1 | 0 | 0 | 0 | 0 | 0 | 0 | 0 | 0 |
| Catalano, Nick lf | 0 | 0 | 0 | 0 | 0 | 0 | 0 | 0 | 0 |
| Packard, Steven dh | 3 | 2 | 1 | 2 | 1 | 0 | 0 | 2 | |
| Bennett, Jake ph | 1 | 0 | 1 | 0 | 0 | 0 | 0 | 0 | 0 |
| Susnara, Tim c | 4 | 1 | 2 | 0 | 0 | 0 | 9 | 0 | 0 |
| Heggen, Slade ph/c | 0 | 0 | 0 | 0 | 1 | 0 | 1 | 0 | 0 |
| Karaviotis, Mark 3b | 4 | 0 | 0 | 0 | 0 | 1 | 1 | 1 | |
| Eureste, Matt ph/3b | 1 | 0 | 0 | 0 | 0 | 0 | 0 | 0 | 0 |
| Moniot, Travis ss | 4 | 2 | 1 | 0 | 1 | 2 | 2 | 2 | 2 |
| Patzlaff, Daniel 2b | 4 | 0 | 1 | 2 | 0 | 0 | 2 | 1 | |
| Krook, Matt p | 0 | 0 | 0 | 0 | 0 | 0 | 1 | 0 | 0 |
| Robeniol, Kyle p | 0 | 0 | 0 | 0 | 0 | 0 | 0 | 0 | 0 |
| Totals | 38 | 10 | 11 | 8 | 5 | 5 | 27 | 6 | 7 |

| Score by Innings | 1 | 2 | 3 | 4 | 5 | 6 | 7 | 8 | 9 | R | H | E |
|------------------|---|---|---|---|---|---|---|---|----|----|---|---|
| OREGON | 1 | 2 | 2 | 0 | 2 | 1 | 0 | 0 | 10 | 11 | 2 | |
| SAN DIEGO STATE | 0 | 3 | 0 | 1 | 0 | 0 | 0 | 1 | 5 | 9 | 1 | |

E - Susnara, T(1); Patzlaff, D(1); WYLIE(2). DP - ORE 2; SDSU 1. LOB - ORE 7; SDSU 10. 2B - Susnara, T 2(2); HENSLEY(2). 3B - Grebeck, A(1); Balta, A(1); Patzlaff, D(1). HR - Balta, A(1); Packard, S(1). HBP - Grebeck, A; TREJO; VERDON. SH - CALABUIG(1). SB - THORNTON(1); ADKISON(1).

| OREGON | ip | h | r | er | bb | so | ab | bf |
|----------------|-----|---|---|----|----|----|----|----|
| Krook, Matt | 4.0 | 4 | 4 | 2 | 3 | 6 | 15 | 20 |
| Robeniol, Kyle | 5.0 | 5 | 1 | 1 | 2 | 3 | 19 | 22 |

Win - Robeniol, K (1-0). Loss - THOMPSON (0-1). Save - None.
 WP - Krook, M 2(2); DIAMOND(1). HBP - by Krook, M (VERDON); by DIAMOND (Grebeck, A); by Robeniol, K (TREJO). BK - DIAMOND(1). PB - Susnara, T(1).

Umpires - HP: Jason Rogers 1B: Ryan West 3B: Kevin Daugherty
 Start: 1:07 pm Time: 3:08 Attendance: 1180
 Weather: 71, sunny, wind 9w

SAN DIEGO STATE 5 (0-2)

| Player | ab | r | h | rbi | bb | so | po | a | lob |
|----------------------|----|---|---|-----|----|----|----|---|-----|
| TREJO, Alan ss | 4 | 0 | 2 | 1 | 0 | 0 | 3 | 3 | 0 |
| CALABUIG, Chase cf | 3 | 0 | 1 | 0 | 0 | 2 | 3 | 0 | 5 |
| NEVAREZ, Dean ph | 1 | 1 | 1 | 0 | 0 | 0 | 0 | 0 | 0 |
| BROWN, Andrew 3b | 4 | 0 | 0 | 0 | 1 | 0 | 0 | 1 | 0 |
| THORNTON, Spencer lf | 3 | 1 | 1 | 0 | 2 | 1 | 3 | 0 | 0 |
| WYLIE, Justin 2b | 5 | 0 | 1 | 1 | 0 | 1 | 1 | 3 | 2 |
| VERDON, Jordan 1b | 4 | 1 | 1 | 0 | 0 | 1 | 9 | 1 | 3 |
| HENSLEY, David dh | 4 | 1 | 1 | 2 | 0 | 2 | 0 | 0 | 0 |
| ADKISON, Tyler rf | 3 | 1 | 0 | 0 | 1 | 1 | 4 | 0 | 0 |
| SAYLOR, CJ c | 3 | 0 | 1 | 0 | 1 | 1 | 4 | 0 | 0 |
| THOMPSON, Cody p | 0 | 0 | 0 | 0 | 0 | 0 | 0 | 0 | 0 |
| DIAMOND, Mike p | 0 | 0 | 0 | 0 | 0 | 0 | 0 | 0 | 0 |
| MEZA, Orlando p | 0 | 0 | 0 | 0 | 0 | 0 | 0 | 0 | 0 |
| OAKLEY, Zack p | 0 | 0 | 0 | 0 | 0 | 0 | 0 | 0 | 0 |
| COLLINS, Chris p | 0 | 0 | 0 | 0 | 0 | 0 | 0 | 0 | 0 |
| Totals | 34 | 5 | 9 | 4 | 5 | 9 | 27 | 8 | 10 |

| Score by Innings | 1 | 2 | 3 | 4 | 5 | 6 | 7 | 8 | 9 | R | H | E |
|------------------|---|---|---|---|---|---|---|---|----|----|---|---|
| OREGON | 1 | 2 | 2 | 0 | 2 | 1 | 0 | 0 | 10 | 11 | 2 | |
| SAN DIEGO STATE | 0 | 3 | 0 | 1 | 0 | 0 | 0 | 1 | 5 | 9 | 1 | |

E - Susnara, T(1); Patzlaff, D(1); WYLIE(2). DP - ORE 2; SDSU 1. LOB - ORE 7; SDSU 10. 2B - Susnara, T 2(2); HENSLEY(2). 3B - Grebeck, A(1); Balta, A(1); Patzlaff, D(1). HR - Balta, A(1); Packard, S(1). HBP - Grebeck, A; TREJO; VERDON. SH - CALABUIG(1). SB - THORNTON(1); ADKISON(1).

| SAN DIEGO STATE | ip | h | r | er | bb | so | ab | bf |
|-----------------|-----|---|---|----|----|----|----|----|
| THOMPSON, Cody | 3.0 | 4 | 5 | 5 | 4 | 2 | 12 | 16 |
| DIAMOND, Mike | 3.0 | 4 | 4 | 4 | 0 | 2 | 14 | 15 |
| MEZA, Orlando | 1.0 | 2 | 1 | 0 | 0 | 0 | 5 | 5 |
| OAKLEY, Zack | 1.0 | 0 | 0 | 0 | 0 | 1 | 3 | 3 |
| COLLINS, Chris | 1.0 | 1 | 0 | 0 | 1 | 0 | 4 | 5 |

Win - Robeniol, K (1-0). Loss - THOMPSON (0-1). Save - None.
 WP - Krook, M 2(2); DIAMOND(1). HBP - by Krook, M (VERDON); by DIAMOND (Grebeck, A); by Robeniol, K (TREJO). BK - DIAMOND(1). PB - Susnara, T(1).

Umpires - HP: Jason Rogers 1B: Ryan West 3B: Kevin Daugherty
 Start: 1:07 pm Time: 3:08 Attendance: 1180
 Weather: 71, sunny, wind 9w

2016 Oregon Baseball
#14 OREGON at SAN DIEGO STATE
Feb 21, 2016 at San Diego, Calif. (Tony Gwynn Stadium)

OREGON 4 (3-0)

| Player | ab | r | h | rbi | bb | so | po | a | lob |
|-------------------------|----|---|---|-----|----|----|----|----|-----|
| Grebeck, Austin cf | 4 | 0 | 1 | 0 | 0 | 2 | 2 | 0 | 0 |
| Balta, A.J. lf | 4 | 1 | 1 | 3 | 0 | 0 | 0 | 1 | |
| Goldfarb, Jakob rf | 4 | 0 | 0 | 0 | 2 | 2 | 0 | 1 | |
| Craig-St.Louis, Phil 1b | 3 | 0 | 0 | 0 | 0 | 1 | 7 | 0 | 0 |
| Kroon, Matt 1b/3b | 1 | 0 | 1 | 0 | 0 | 1 | 0 | 0 | 0 |
| Packard, Steven dh | 3 | 0 | 0 | 0 | 0 | 2 | 0 | 0 | 0 |
| Susnara, Tim c | 3 | 1 | 1 | 1 | 1 | 0 | 8 | 3 | |
| Karaviotis, Mark 3b | 2 | 0 | 0 | 0 | 0 | 0 | 0 | 0 | 0 |
| Eureste, Matt ph/3b | 2 | 0 | 0 | 0 | 0 | 0 | 0 | 0 | 0 |
| Kasser, Kyle 1b | 0 | 0 | 0 | 0 | 0 | 0 | 1 | 0 | 0 |
| Moniot, Travis ss | 2 | 1 | 1 | 0 | 2 | 1 | 2 | 4 | 0 |
| Patzlaff, Daniel 2b | 4 | 1 | 2 | 0 | 0 | 1 | 4 | 3 | |
| Peterson, David p | 0 | 0 | 0 | 0 | 0 | 0 | 0 | 1 | 0 |
| Carranza, Isaiah p | 0 | 0 | 0 | 0 | 0 | 0 | 0 | 0 | 0 |
| Bennett, Jacob p | 0 | 0 | 0 | 0 | 0 | 0 | 0 | 0 | 0 |
| Stringer, Cole p | 0 | 0 | 0 | 0 | 0 | 0 | 0 | 0 | 0 |
| Nogosek, Stephen p | 0 | 0 | 0 | 0 | 0 | 0 | 0 | 0 | 0 |
| Totals | 32 | 4 | 7 | 4 | 3 | 9 | 27 | 12 | 5 |

| Score by Innings | 1 | 2 | 3 | 4 | 5 | 6 | 7 | 8 | 9 | R | H | E |
|------------------|---|---|---|---|---|---|---|---|---|---|---|---|
| OREGON | 0 | 1 | 0 | 0 | 0 | 0 | 0 | 3 | 0 | 4 | 7 | 2 |
| SAN DIEGO STATE | 0 | 0 | 0 | 0 | 1 | 0 | 0 | 2 | 0 | 3 | 9 | 1 |

E - Moniot, T(2); Patzlaff, D(2); BROWN(1). DP - ORE 2; SDSU 1. LOB - ORE 5; SDSU 7. 2B - Moniot, T(2); ADKISON(1). HR - Balta, A(2); Susnara, T(1); THORNTON(1). HBP - THORNTON; VERDON. SH - Packard, S(1). CS - TREJO(1); THORNTON(1).

| OREGON | ip | h | r | er | bb | so | ab | bf |
|------------------|-----|---|---|----|----|----|----|----|
| Peterson, David | 5.0 | 4 | 1 | 1 | 1 | 3 | 17 | 20 |
| Carranza, Isaiah | 1. | | | | | | | |

2016 Oregon Baseball
Illinois State at #12 Oregon
Feb 26, 2016 at Eugene, Ore. (PK Park)

Illinois State 2 (1-4)

Oregon 4 (5-0)

| Player | ab | r | h | rbi | bb | so | po | a | lob |
|-----------------|----|---|---|-----|----|----|----|---|-----|
| Dwyer lf | 4 | 0 | 1 | 1 | 0 | 1 | 1 | 0 | 1 |
| Kelch 2b | 4 | 0 | 0 | 0 | 4 | 2 | 2 | 0 | 0 |
| Hendren, Jar rf | 4 | 0 | 0 | 0 | 2 | 2 | 0 | 0 | 0 |
| Ramirez c | 4 | 0 | 0 | 0 | 1 | 8 | 3 | 0 | 0 |
| Rodemoyer 1b | 3 | 0 | 0 | 0 | 0 | 8 | 0 | 0 | 0 |
| Miller ss | 3 | 0 | 0 | 0 | 3 | 0 | 1 | 1 | 1 |
| Beesley cf | 2 | 1 | 0 | 0 | 1 | 1 | 3 | 0 | 0 |
| Hutchinson 3b | 2 | 1 | 1 | 1 | 1 | 0 | 0 | 0 | 0 |
| Kowalczuk dh | 2 | 0 | 0 | 0 | 2 | 0 | 0 | 0 | 0 |
| Paulsen ph | 1 | 0 | 0 | 0 | 1 | 0 | 0 | 0 | 0 |
| Hendren, Jac p | 0 | 0 | 0 | 0 | 0 | 0 | 0 | 0 | 0 |
| Sale p | 0 | 0 | 0 | 0 | 0 | 0 | 0 | 0 | 0 |
| McKinney p | 0 | 0 | 0 | 0 | 0 | 0 | 0 | 0 | 0 |
| Rapshus p | 0 | 0 | 0 | 0 | 0 | 0 | 0 | 0 | 0 |
| Totals | 29 | 2 | 2 | 2 | 2 | 16 | 24 | 6 | 2 |

| Player | ab | r | h | rbi | bb | so | po | a | lob |
|-------------------------|----|---|---|-----|----|----|----|---|-----|
| Grebeck, Austin cf | 3 | 1 | 2 | 2 | 1 | 0 | 3 | 0 | 0 |
| Balta, A.J. lf | 3 | 0 | 1 | 0 | 0 | 0 | 0 | 0 | 1 |
| Kasser, Kyle 1b | 0 | 0 | 0 | 0 | 0 | 0 | 0 | 1 | 0 |
| Goldfarb, Jakob rf | 4 | 0 | 3 | 1 | 0 | 1 | 1 | 0 | 0 |
| Craig-St.Louis, Phil 1b | 4 | 0 | 0 | 0 | 0 | 5 | 0 | 3 | 3 |
| Catalano, Nick lf | 0 | 0 | 0 | 0 | 0 | 0 | 0 | 0 | 0 |
| Packard, Steven dh | 4 | 0 | 0 | 0 | 2 | 0 | 0 | 2 | 2 |
| Susnara, Tim c | 3 | 0 | 0 | 0 | 0 | 3 | 16 | 0 | 0 |
| Kroon, Matt 3b | 3 | 1 | 0 | 0 | 1 | 2 | 0 | 1 | 0 |
| Moniot, Travis ss | 3 | 1 | 0 | 0 | 1 | 1 | 0 | 1 | 1 |
| Patzlaff, Daniel 2b | 3 | 1 | 1 | 1 | 0 | 1 | 0 | 1 | 0 |
| Irvin, Cole p | 0 | 0 | 0 | 0 | 0 | 0 | 1 | 1 | 0 |
| Nogosek, Stephen p | 0 | 0 | 0 | 0 | 0 | 0 | 0 | 0 | 0 |
| Totals | 30 | 4 | 7 | 4 | 3 | 10 | 27 | 4 | 7 |

Score by Innings

| | 1 | 2 | 3 | 4 | 5 | 6 | 7 | 8 | 9 | R | H | E |
|----------------|---|---|---|---|---|---|---|---|---|---|---|---|
| Illinois State | 0 | 0 | 2 | 0 | 0 | 0 | 0 | 0 | 0 | 2 | 2 | 0 |
| Oregon | 0 | 3 | 0 | 0 | 1 | 0 | 0 | 0 | X | 4 | 7 | 1 |

E - Kroon, M(1). DP - Illinois St. 1. LOB - Illinois St. 2; Oregon 7. 3B - Hutchinson(1); Grebeck, A(2). HBP - Balta, A; Susnara, T. SB - Goldfarb, J(1); Susnara, T(1); Kroon, M(2).

| Illinois State | ip | h | r | er | bb | so | ab | bf | Oregon | ip | h | r | er | bb | so | ab | bf |
|----------------|-----|---|---|----|----|----|----|----|------------------|-----|---|---|----|----|----|----|----|
| Hendren, Jac | 5.0 | 6 | 4 | 4 | 3 | 6 | 20 | 23 | Irvin, Cole | 7.0 | 2 | 2 | 2 | 1 | 12 | 23 | 24 |
| Sale | 1.0 | 0 | 0 | 0 | 0 | 2 | 3 | 3 | Nogosek, Stephen | 2.0 | 0 | 0 | 0 | 1 | 4 | 6 | 7 |
| McKinney | 1.0 | 1 | 0 | 0 | 0 | 0 | 4 | 5 | | | | | | | | | |
| Rapshus | 1.0 | 0 | 0 | 0 | 0 | 2 | 3 | 4 | | | | | | | | | |

Win - Irvin, C (1-0). Loss - Hendren, Jac (0-2). Save - Nogosek, S (1).
HBP - by McKinney (Balta, A); by Rapshus (Susnara, T).

Umpires - HP: Brian Frisch 1B: Barry Larson 3B: Randy Sutton
Start: 6:03 Time: 2:26 Attendance: 1006
Weather: Rain; Temp in low 50s

2016 Oregon Baseball
Illinois State at #12 Oregon
Feb 27, 2016 at Eugene, Ore. (PK Park)

Illinois State 3 (2-4)

Oregon 2 (5-1)

| Player | ab | r | h | rbi | bb | so | po | a | lob |
|-----------------|----|---|---|-----|----|----|----|----|-----|
| Dwyer lf | 4 | 1 | 0 | 0 | 1 | 2 | 3 | 0 | 2 |
| Kelch 2b | 4 | 0 | 0 | 0 | 1 | 1 | 0 | 2 | 0 |
| Hendren, Jar rf | 5 | 0 | 2 | 2 | 0 | 0 | 1 | 0 | 0 |
| Ramirez dh | 3 | 0 | 1 | 0 | 2 | 1 | 0 | 0 | 2 |
| Rodemoyer 1b | 3 | 1 | 0 | 0 | 1 | 17 | 0 | 1 | 1 |
| Miller ss | 3 | 0 | 0 | 0 | 1 | 2 | 1 | 5 | 2 |
| Beesley cf | 3 | 0 | 1 | 1 | 1 | 1 | 0 | 2 | 2 |
| Hutchinson 3b | 3 | 1 | 0 | 0 | 1 | 1 | 1 | 1 | 1 |
| Zouras c | 3 | 0 | 0 | 0 | 1 | 3 | 3 | 0 | 0 |
| Heilenbach p | 0 | 0 | 0 | 0 | 0 | 0 | 1 | 0 | 0 |
| Landwehr p | 0 | 0 | 0 | 0 | 0 | 0 | 0 | 0 | 0 |
| Totals | 31 | 3 | 4 | 3 | 9 | 10 | 27 | 12 | 10 |

| Player | ab | r | h | rbi | bb | so | po | a | lob |
|-------------------------|----|---|---|-----|----|----|----|----|-----|
| Grebeck, Austin cf | 2 | 1 | 1 | 0 | 1 | 0 | 0 | 0 | 0 |
| Balta, A.J. lf | 4 | 0 | 0 | 0 | 0 | 0 | 1 | 0 | 1 |
| Goldfarb, Jakob rf | 4 | 0 | 0 | 1 | 0 | 0 | 4 | 0 | 1 |
| Craig-St.Louis, Phil 1b | 4 | 1 | 1 | 1 | 0 | 1 | 9 | 0 | 0 |
| Packard, Steven dh | 4 | 0 | 0 | 0 | 2 | 0 | 0 | 0 | 0 |
| Heggen, Slade c | 3 | 0 | 1 | 0 | 0 | 1 | 10 | 0 | 0 |
| Susnara, Tim ph | 0 | 0 | 0 | 0 | 1 | 0 | 0 | 0 | 0 |
| Kroon, Matt 3b | 4 | 0 | 1 | 0 | 0 | 0 | 2 | 1 | 1 |
| Moniot, Travis ss | 4 | 0 | 0 | 0 | 0 | 1 | 1 | 5 | 3 |
| Patzlaff, Daniel 2b | 3 | 0 | 1 | 0 | 0 | 0 | 2 | 1 | 0 |
| Krook, Matt p | 0 | 0 | 0 | 0 | 0 | 0 | 0 | 2 | 0 |
| Robeniol, Kyle p | 0 | 0 | 0 | 0 | 0 | 0 | 0 | 1 | 0 |
| Stiles, Cooper p | 0 | 0 | 0 | 0 | 0 | 0 | 0 | 0 | 0 |
| Totals | 32 | 2 | 5 | 2 | 2 | 5 | 27 | 11 | 6 |

Score by Innings

| | 1 | 2 | 3 | 4 | 5 | 6 | 7 | 8 | 9 | R | H | E |
|----------------|---|---|---|---|---|---|---|---|---|---|---|---|
| Illinois State | 0 | 1 | 0 | 0 | 0 | 0 | 0 | 0 | 2 | 3 | 4 | 1 |
| Oregon | 1 | 0 | 0 | 0 | 0 | 0 | 0 | 1 | 2 | 5 | 2 | 2 |

E - Rodemoyer(1); Krook, M(2). DP - Oregon 1. LOB - Illinois St. 10; Oregon 6. 2B - Beesley(1); Heggen, S(1).
HR - St. Louis(1). SH - Grebeck, A(1).

| Illinois State | ip | h | r | er | bb | so | ab | bf | Oregon | ip | h | r | er | bb | so | ab | bf |
|----------------|-----|---|---|----|----|----|----|----|----------------|-----|---|---|----|----|----|----|----|
| Heilenbach | 8.1 | 4 | 2 | 2 | 1 | 3 | 29 | 31 | Krook, Matt | 7.0 | 2 | 1 | 1 | 5 | 8 | 23 | 28 |
| Landwehr | 0.2 | 1 | 0 | 0 | 1 | 2 | 3 | 4 | Robeniol, Kyle | 1.2 | 1 | 2 | 2 | 3 | 2 | 6 | 9 |
| | | | | | | | | | Stiles, Cooper | 0.1 | 1 | 0 | 0 | 1 | 0 | 2 | 3 |

Win - Heilenbach (2-0). Loss - Robeniol, K (1-1). Save - Landwehr (1).
WP - Heilenbach(2). PB - Heggen, S(1).

Umpires - HP: Barry Larson 1B: Randy Sutton 3B: Brian Frisch
Start: 2:02 pm Time: 2:34 Attendance: 1503
Weather: Partly Cloudy; Temp 50s

2016 Oregon Baseball
Illinois State at #12 Oregon
Feb 28, 2016 at Eugene, Ore. (PK Park)

Illinois State 1 (2-5)

Oregon 3 (6-1)

| Player | ab | r | h | rbi | bb | so | po | a | lob |
|-----------------|----|---|---|-----|----|----|----|---|-----|
| Dwyer lf | 3 | 1 | 1 | 0 | 1 | 1 | 4 | 0 | 0 |
| Hendren, Jar rf | 4 | 0 | 0 | 0 | 1 | 3 | 0 | 0 | 0 |
| Miller ss | 4 | 0 | 0 | 0 | 2 | 2 | 2 | 1 | 1 |
| Ramirez c | 4 | 0 | 1 | 0 | 2 | 4 | 0 | 0 | 0 |
| Kelch 2b | 2 | 0 | 0 | 0 | 1 | 0 | 5 | 1 | 1 |
| Beesley cf | 2 | 0 | 0 | 0 | 0 | 1 | 0 | 0 | 0 |
| Hutchinson 3b | 3 | 0 | 0 | 0 | 1 | 1 | 0 | 1 | 0 |
| Paulsen dh | 2 | 0 | 0 | 0 | 2 | 0 | 0 | 0 | 0 |
| Zouras ph/dh | 1 | 0 | 0 | 0 | 0 | 0 | 0 | 0 | 0 |
| Kowalczuk 1b | 2 | 0 | 0 | 0 | 2 | 8 | 1 | 0 | 0 |
| Parola ph/1b | 1 | 0 | 0 | 0 | 0 | 1 | 0 | 0 | 0 |
| Meade p | 0 | 0 | 0 | 0 | 0 | 0 | 0 | 0 | 0 |
| Czeszewski p | 0 | 0 | 0 | 0 | 0 | 0 | 0 | 0 | 0 |
| Sale p | 0 | 0 | 0 | 0 | 0 | 0 | 0 | 0 | 0 |
| McKinney p | 0 | 0 | 0 | 0 | 0 | 0 | 0 | 0 | 0 |
| Rapshus p | 0 | 0 | 0 | 0 | 0 | 0 | 0 | 0 | 0 |
| Landwehr p | 0 | 0 | 0 | 0 | 0 | 0 | 0 | 0 | 0 |
| Totals | 28 | 1 | 2 | 0 | 2 | 11 | 24 | 8 | 3 |

| Player | ab | r | h | rbi | bb | so | po | a | lob |
|-------------------------|----|---|---|-----|----|----|----|----|-----|
| Grebeck, Austin cf | 2 | 2 | 0 | 0 | 1 | 1 | 0 | 0 | 0 |
| Balta, A.J. lf | 3 | 0 | 0 | 0 | 1 | 0 | 1 | 0 | 0 |
| Kasser, Kyle 1b | 0 | 0 | 0 | 0 | 0 | 0 | 0 | 0 | 0 |
| Goldfarb, Jakob rf | 3 | 0 | 1 | 1 | 0 | 0 | 2 | 1 | 1 |
| Craig-St.Louis, Phil 1b | 4 | 1 | 1 | 0 | 0 | 1 | 13 | 1 | 0 |
| Catalano, Nick lf | 0 | 0 | 0 | 0 | 0 | 0 | 0 | 1 | 0 |
| Packard, Steven dh | 3 | 0 | 1 | 2 | 0 | 0 | 0 | 0 | 1 |
| Susnara, Tim c | 3 | 0 | 1 | 0 | 1 | 1 | 9 | 5 | 0 |
| Kroon, Matt 3b | 4 | 0 | 0 | 0 | 0 | 0 | 1 | 3 | 3 |
| Moniot, Travis ss | 3 | 0 | 0 | 0 | 0 | 1 | 0 | 3 | 1 |
| Patzlaff, Daniel 2b | 2 | 0 | 0 | 0 | 1 | 0 | 0 | 1 | 1 |
| Peterson, David p | 0 | 0 | 0 | 0 | 0 | 0 | 1 | 2 | 0 |
| Nogosek, Stephen p | 0 | 0 | 0 | 0 | 0 | 0 | 0 | 0 | 0 |
| Totals | 27 | 3 | 4 | 3 | 4 | 4 | 27 | 14 | 7 |

Score by Innings

| | 1 | 2 | 3 | 4 | 5 | 6 | 7 | 8 | 9 | R | H | E |
|----------------|---|---|---|---|---|---|---|---|---|---|---|---|
| Illinois State | 1 | 0 | 0 | 0 | 0 | 0 | 0 | 0 | 0 | 1 | 2 | 0 |
| Oregon | 0 | 1 | 0 | 0 | 0 | 1 | 0 | 1 | X | 3 | 4 | 2 |

E - Peterson, D (2). DP - Oregon 1. LOB - Illinois St. 3; Oregon 7. 2B - Ramirez(2); St. Louis(1); Packard, S(2); Susnara, T(3). HBP - Grebeck, A. SH - Beesley(1); Goldfarb, J(1). SF - Packard, S(1).

| Illinois State | ip | h | r | er | bb | so | ab | bf | Oregon | ip | h | r | er | bb | so | ab | bf |
|----------------|-----|---|---|----|----|----|----|----|------------------|-----|---|---|----|----|----|----|----|
| Meade | 5.1 | 3 | 2 | 2 | 1 | 3 | 19 | 21 | Peterson, David | 8.0 | 2 | 1 | 0 | 2 | 9 | 25 | 28 |
| Czeszewski | 0.2 | 0 | 0 | 0 | 0 | 0 | 2 | 2 | Nogosek, Stephen | 1.0 | 0 | 0 | 0 | 0 | 2 | 3 | 3 |
| Sale | 1.0 | 1 | 0 | 0 | 0 | 0 | 4 | 4 | | | | | | | | | |
| McKinney | 0.0 | 0 | 1 | 1 | 2 | 0 | 0 | 2 | | | | | | | | | |
| Rapshus | 0.2 | 0 | 0 | 0 | 1 | 1 | 1 | 4 | | | | | | | | | |
| Landwehr | 0.1 | 0 | 0 | 0 | 0 | 0 | 1 | 1 | | | | | | | | | |

Win - Peterson, D (1-0). Loss - Meade (0-1). Save - Nogosek, S (3).
WP - Peterson, D(1). HBP - by Meade (Grebeck, A).

Umpires - HP: Randy Sutton 1B: Brain Frisch 3B: Barry Larson
Start: 12:03 pm Time: 2:32 Attendance: 1216
Weather: Rain; Gusting winds
McKinney faced 2 batters in the 8th.

2016 Oregon Baseball
UC Santa Barbara at #11 Oregon
Mar 04, 2016 at Eugene, Ore. (PK Park)

UC Santa Barbara 1 (8-2)

Oregon 13 (7-1)

| Player | ab | r | h | rbi | bb | so | po | a | lob |
|------------------|----|---|---|-----|----|----|----|---|-----|
| Calica, A cf | 4 | 0 | 1 | 0 | 0 | 0 | 5 | 0 | 0 |
| Muno, J 2b | 3 | 0 | 1 | 0 | 0 | 0 | 1 | 1 | 1 |
| Gradford, D lf | 1 | 0 | 0 | 0 | 1 | 0 | 0 | 0 | 0 |
| Plantier, K 1b | 3 | 0 | 1 | 0 | 0 | 1 | 4 | 1 | 0 |
| Cohen, S ph | 1 | 0 | 0 | 0 | 0 | 0 | 0 | 0 | 0 |
| Bush, A dh | 3 | 0 | 0 | 0 | 1 | 0 | 0 | 0 | 0 |
| McAdoo, M rf | 2 | 1 | 1 | 0 | 1 | 2 | 0 | 0 | 0 |
| Rowan, T c | 2 | 0 | 0 | 1 | 0 | 6 | 0 | 1 | 0 |
| Fredrick, B lf | 2 | 0 | 0 | 0 | 1 | 3 | 0 | 0 | 0 |
| Cumberland ph/3b | 1 | 0 | 0 | 0 | 0 | 0 | 1 | 0 | 0 |
| Fisher, C ss | 3 | 0 | 1 | 0 | 0 | 1 | 0 | 0 | 0 |
| Clark, R 3b | 2 | 0 | 0 | 0 | | | | | |

2016 Oregon Baseball
UC Santa Barbara at #11 Oregon
Mar 05, 2016 at Eugene, Ore. (PK Park)

UC Santa Barbara 1 (9-2)

Oregon 0 (7-2)

| Player | ab | r | h | rbi | bb | so | po | a | lob |
|-------------------|----|---|---|-----|----|----|----|----|-----|
| Calica, A cf | 4 | 0 | 1 | 0 | 0 | 2 | 3 | 0 | 2 |
| Muno, J 2b | 5 | 1 | 0 | 0 | 0 | 3 | 1 | 6 | 2 |
| Grover, D c | 3 | 0 | 0 | 0 | 2 | 1 | 8 | 2 | 0 |
| Bush, A dh | 4 | 0 | 1 | 0 | 3 | 2 | 0 | 0 | 3 |
| Hamilton, J pr | 0 | 0 | 0 | 0 | 0 | 0 | 0 | 0 | 0 |
| McAdoo, M rf | 6 | 0 | 2 | 1 | 0 | 1 | 2 | 0 | 4 |
| Plantier, K 1b | 6 | 0 | 0 | 0 | 0 | 2 | 17 | 2 | 2 |
| Adams, J lf | 2 | 0 | 0 | 0 | 0 | 2 | 0 | 0 | 0 |
| Fredrick, B ph/lf | 0 | 0 | 0 | 0 | 1 | 0 | 0 | 0 | 0 |
| Gradford, D pr/lf | 2 | 0 | 1 | 0 | 1 | 0 | 3 | 0 | 2 |
| Fisher, C ss | 4 | 0 | 0 | 0 | 1 | 2 | 4 | 4 | 1 |
| Clark, R 3b | 6 | 0 | 0 | 0 | 0 | 2 | 2 | 1 | 2 |
| Davis, N p | 0 | 0 | 0 | 0 | 0 | 0 | 2 | 2 | 0 |
| Nelson, K p | 0 | 0 | 0 | 0 | 0 | 0 | 1 | 0 | 0 |
| Totals | 42 | 1 | 5 | 1 | 8 | 17 | 42 | 18 | 18 |

| Player | ab | r | h | rbi | bb | so | po | a | lob |
|-------------------------|----|---|---|-----|----|----|----|----|-----|
| Grebeck, Austin cf | 5 | 0 | 1 | 0 | 0 | 2 | 3 | 2 | 3 |
| Balta, A.J. lf | 4 | 0 | 0 | 0 | 2 | 1 | 0 | 0 | 1 |
| Goldfarb, Jakob rf | 3 | 0 | 0 | 0 | 0 | 0 | 1 | 0 | 0 |
| Catalano, Nick ph/lf | 3 | 0 | 0 | 0 | 0 | 0 | 1 | 0 | 1 |
| Craig-St.Louis, Phil 1b | 6 | 0 | 0 | 0 | 0 | 2 | 15 | 1 | 1 |
| Packard, Steven dh | 5 | 0 | 0 | 0 | 0 | 1 | 0 | 0 | 0 |
| Heggen, Slade c | 2 | 0 | 0 | 0 | 0 | 0 | 13 | 1 | 0 |
| Bennett, Jake ph | 1 | 0 | 0 | 0 | 0 | 0 | 0 | 0 | 0 |
| Susnara, Tim c | 2 | 0 | 2 | 0 | 0 | 0 | 4 | 1 | 0 |
| Kroon, Matt 3b | 5 | 0 | 0 | 0 | 0 | 2 | 1 | 4 | 1 |
| Moniot, Travis ss | 5 | 0 | 1 | 0 | 0 | 1 | 1 | 3 | 0 |
| Patzlaff, Daniel 2b | 2 | 0 | 0 | 0 | 1 | 0 | 2 | 2 | 0 |
| Breshears, Carson pr/2b | 1 | 0 | 0 | 0 | 0 | 0 | 1 | 1 | 0 |
| Karaviotis, Mark ph | 0 | 0 | 0 | 0 | 0 | 0 | 0 | 0 | 0 |
| Kasser, Kyle pr/2b | 0 | 0 | 0 | 0 | 0 | 0 | 0 | 0 | 0 |
| Krook, Matt p | 0 | 0 | 0 | 0 | 0 | 0 | 0 | 2 | 0 |
| Robeniol, Kyle p | 0 | 0 | 0 | 0 | 0 | 0 | 0 | 2 | 0 |
| Nogosek, Stephen p | 0 | 0 | 0 | 0 | 0 | 0 | 0 | 0 | 0 |
| Bennett, Jacob p | 0 | 0 | 0 | 0 | 0 | 0 | 0 | 1 | 0 |
| Warren, Brac p | 0 | 0 | 0 | 0 | 0 | 0 | 0 | 0 | 0 |
| Stiles, Cooper p | 0 | 0 | 0 | 0 | 0 | 0 | 0 | 1 | 0 |
| Carranza, Isaiah p | 0 | 0 | 0 | 0 | 0 | 0 | 0 | 0 | 0 |
| Totals | 44 | 0 | 4 | 0 | 3 | 9 | 42 | 21 | 7 |

Score by Innings

| | 1 | 2 | 3 | 4 | 5 | 6 | 7 | 8 | 9 | R | H | E | |
|------------------|---|---|---|---|---|---|---|---|---|---|---|---|---|
| UC Santa Barbara | 0 | 0 | 0 | 0 | 0 | 0 | 0 | 0 | 0 | 0 | 1 | 5 | 1 |
| Oregon | 0 | 0 | 0 | 0 | 0 | 0 | 0 | 0 | 0 | 0 | 0 | 4 | 1 |

E - Plantier, K(2); Balta, A(2). DP - UCSB 1; Oregon 1. LOB - UCSB 18; Oregon 7. HBP - Calica, A 3; Muno, J; Grover, D; McAdoo, M; Plantier, K; Fredrick, B; Karaviotis. SH - Muno, J(3); Grover, D(3); Fisher, C(1); Grebeck, A(2). SB - Calica, A(6); Grover, D(2); Gradford, D(1); Susnara, T(2). CS - McAdoo, M(2); Balta, A(1).

UC Santa Barbara

| Player | ip | h | r | er | bb | so | ab | bf |
|-----------|-----|---|---|----|----|----|----|----|
| Davis, N | 8.0 | 1 | 0 | 0 | 2 | 5 | 24 | 26 |
| Nelson, K | 6.0 | 3 | 0 | 0 | 1 | 4 | 20 | 23 |

Oregon

| Player | ip | h | r | er | bb | so | ab | bf |
|------------------|-----|---|---|----|----|----|----|----|
| Krook, Matt | 6.0 | 0 | 0 | 0 | 2 | 12 | 18 | 24 |
| Robeniol, Kyle | 2.0 | 1 | 0 | 0 | 1 | 2 | 5 | 8 |
| Nogosek, Stephen | 2.0 | 1 | 0 | 0 | 1 | 1 | 7 | 9 |
| Bennett, Jacob | 1.2 | 2 | 0 | 0 | 1 | 0 | 6 | 8 |
| Warren, Brac | 1.1 | 0 | 0 | 0 | 2 | 2 | 4 | 6 |
| Stiles, Cooper | 0.1 | 1 | 1 | 1 | 1 | 0 | 1 | 5 |
| Carranza, Isaiah | 0.2 | 0 | 0 | 0 | 0 | 0 | 1 | 1 |

Win - Nelson, K (2-0). Loss - Stiles, C (0-1). Save - None.
 WP - Nogosek, S 2(3). HBP - by Krook, M (Calica, A); by Krook, M (McAdoo, M); by Krook, M (Calica, A); by Krook, M (Grover, D); by Robeniol, K (Calica, A); by Nogosek, S (Fredrick, B); by Nelson, K (Karaviotis); by Stiles, C (Muno, J); by Stiles, C (Plantier, K). BK - Bennett, Jac(2). PB - Heggen, S(2); Susnara, T(2).

Umpires - HP: Kendall Snyder 1B: Kevin Daugherty 3B: Ramon Armendariz
 Start: 12:03 pm Time: 4:16 Attendance: 1120
 Weather: Overcast; Rain expected

2016 Oregon Baseball
UC Santa Barbara at #11 Oregon
Mar 06, 2016 at Eugene, Ore. (PK Park)

UC Santa Barbara 1 (9-3)

Oregon 3 (8-2)

| Player | ab | r | h | rbi | bb | so | po | a | lob |
|----------------|----|---|---|-----|----|----|----|---|-----|
| Calica, A cf | 2 | 1 | 1 | 0 | 1 | 1 | 3 | 0 | 0 |
| Muno, J 3b | 4 | 0 | 0 | 0 | 0 | 3 | 1 | 1 | 2 |
| Grover, D c | 4 | 0 | 2 | 1 | 0 | 1 | 2 | 0 | 0 |
| Bush, A dh | 4 | 0 | 1 | 0 | 2 | 0 | 0 | 1 | 1 |
| McAdoo, M rf | 4 | 0 | 1 | 0 | 0 | 1 | 1 | 0 | 1 |
| Plantier, K 1b | 3 | 0 | 0 | 0 | 2 | 13 | 1 | 2 | 0 |
| Fredrick, B lf | 4 | 0 | 2 | 0 | 0 | 2 | 3 | 0 | 0 |
| Fisher, C ss | 4 | 0 | 0 | 0 | 2 | 0 | 1 | 1 | 1 |
| Mitchell, T 2b | 4 | 0 | 0 | 0 | 1 | 0 | 6 | 1 | 1 |
| Record, J p | 0 | 0 | 0 | 0 | 0 | 1 | 1 | 0 | 0 |
| Bettencourt p | 0 | 0 | 0 | 0 | 0 | 0 | 0 | 0 | 0 |
| Totals | 33 | 1 | 7 | 1 | 15 | 24 | 10 | 8 | 8 |

| Player | ab | r | h | rbi | bb | so | po | a | lob |
|----------------|----|---|---|-----|----|----|----|----|-----|
| Grebeck, A cf | 3 | 1 | 1 | 0 | 1 | 0 | 2 | 0 | 0 |
| Balta, A lf | 3 | 0 | 0 | 0 | 1 | 0 | 0 | 0 | 0 |
| Kasser, K 1b | 0 | 0 | 0 | 0 | 0 | 0 | 3 | 0 | 0 |
| Goldfarb, J rf | 3 | 1 | 1 | 1 | 0 | 0 | 0 | 0 | 2 |
| St. Louis 1b | 4 | 0 | 1 | 0 | 0 | 0 | 6 | 1 | 0 |
| Catalano, N lf | 0 | 0 | 0 | 0 | 0 | 0 | 0 | 0 | 0 |
| Packard, S dh | 3 | 0 | 1 | 1 | 0 | 0 | 0 | 0 | 1 |
| Susnara, T c | 4 | 1 | 1 | 0 | 0 | 0 | 14 | 1 | 0 |
| Kroon, M 3b | 4 | 0 | 0 | 0 | 1 | 0 | 2 | 3 | 0 |
| Moniot, T ss | 4 | 0 | 1 | 0 | 1 | 1 | 1 | 0 | 0 |
| Patzlaff, D 2b | 2 | 0 | 0 | 0 | 1 | 0 | 1 | 1 | 2 |
| Peterson, D p | 0 | 0 | 0 | 0 | 0 | 0 | 0 | 4 | 0 |
| Mercer, M p | 0 | 0 | 0 | 0 | 0 | 0 | 0 | 0 | 0 |
| Nogosek, S p | 0 | 0 | 0 | 0 | 0 | 0 | 0 | 0 | 0 |
| Totals | 30 | 3 | 6 | 2 | 3 | 2 | 27 | 10 | 8 |

Score by Innings

| | 1 | 2 | 3 | 4 | 5 | 6 | 7 | 8 | 9 | R | H | E |
|------------------|---|---|---|---|---|---|---|---|---|---|---|---|
| UC Santa Barbara | 1 | 0 | 0 | 0 | 0 | 0 | 0 | 0 | 0 | 1 | 7 | 3 |
| Oregon | 2 | 0 | 1 | 0 | 0 | 0 | 0 | 0 | X | 3 | 6 | 1 |

E - Muno, J 2(3); Record, J(1); Peterson, D(3). LOB - UCSB 8; Oregon 8. 2B - Packard, S(4). HBP - Calica, A. SH - Plantier, K(1); Goldfarb, J(2); Packard, S(2). SB - McAdoo, M(1).

UC Santa Barbara

| Player | ip | h | r | er | bb | so | ab | bf |
|-------------|-----|---|---|----|----|----|----|----|
| Record, J | 6.2 | 6 | 3 | 2 | 3 | 2 | 26 | 31 |
| Bettencourt | 1.1 | 0 | 0 | 0 | 0 | 0 | 4 | 4 |

Oregon

| Player | ip | h | r | er | bb | so | ab | bf |
|-------------|-----|---|---|----|----|----|----|----|
| Peterson, D | 7.0 | 6 | 1 | 0 | 1 | 13 | 26 | 29 |
| Mercer, M | 1.0 | 1 | 0 | 0 | 0 | 0 | 4 | 4 |
| Nogosek, S | 1.0 | 0 | 0 | 0 | 0 | 2 | 3 | 3 |

Win - Peterson, D (2-0). Loss - Record, J (2-1). Save - Nogosek, S (4).
 WP - Peterson, D 2(3). HBP - by Peterson, D (Calica, A).

Umpires - HP: Kevin Daugherty 1B: Ramon Armendariz 3B: Kendall Snyder
 Start: 12:03 pm Time: 2:31 Attendance: 1111
 Weather: Rain; Gusty winds

2016 Oregon Baseball
#11 Oregon at #24 Mississippi State
Mar 11, 2016 at Starkville, Miss. (Dudy Noble Field)

Oregon 4 (8-3)

Mississippi State 10 (10-3-1)

| Player | ab | r | h | rbi | bb | so | po | a | lob |
|-------------------------|----|---|---|-----|----|----|----|---|-----|
| Grebeck, Austin cf | 3 | 1 | 1 | 1 | 1 | 0 | 1 | 0 | 3 |
| Balta, A.J. lf | 3 | 2 | 1 | 2 | 1 | 0 | 3 | 0 | 1 |
| Goldfarb, Jakob rf | 4 | 0 | 1 | 0 | 0 | 3 | 4 | 0 | 0 |
| Craig-St.Louis, Phil 1b | 5 | 0 | 0 | 0 | 0 | 3 | 9 | 0 | 0 |
| Packard, Steven dh | 2 | 0 | 0 | 0 | 2 | 0 | 0 | 1 | 1 |
| Catalano, Nick ph | 1 | 0 | 0 | 0 | 0 | 0 | 0 | 0 | 0 |
| Susnara, Tim c | 4 | 0 | 0 | 0 | 2 | 5 | 0 | 4 | 0 |
| Kroon, Matt 3b | 3 | 1 | 0 | 0 | 1 | 1 | 0 | 0 | 0 |
| Moniot, Travis ss | 3 | 0 | 0 | 0 | 0 | 3 | 0 | 3 | 0 |
| Kasser, Kyle ph/2b | 0 | 0 | 0 | 0 | 1 | 0 | 0 | 0 | 0 |
| Patzlaff, Daniel 2b/ss | 1 | 0 | 1 | 0 | 2 | 0 | 1 | 2 | 0 |
| Irvin, Cole p | 0 | 0 | 0 | 0 | 0 | 1 | 3 | 0 | 0 |
| Warren, Brac p | 0 | 0 | 0 | 0 | 0 | 0 | 0 | 0 | 0 |
| Mercer, Matt p | 0 | 0 | 0 | 0 | 0 | 0 | 0 | 0 | 0 |
| Totals | 29 | 4 | 4 | 3 | 8 | 12 | 24 | 9 | 10 |

| Player | ab | r | h | rbi | bb | so | po | a | lob |
|-------------------|----|----|----|-----|----|----|----|---|-----|
| Jacob Robson cf | 4 | 0 | 1 | 0 | 0 | 2 | 1 | 0 | 0 |
| Brent Rooker rf | 4 | 2 | 3 | 2 | 0 | 0 | 2 | 0 | 0 |
| Michael Smith rf | 0 | 0 | 0 | 0 | 0 | 0 | 2 | 0 | 0 |
| Jake Mangum ph/lf | 1 | 1 | 1 | 1 | 0 | 0 | 0 | 0 | 0 |
| Jack Kruger dh | 4 | 1 | 1 | 1 | 1 | 1 | 0 | 0 | 0 |
| Gavin Collins 3b | 4 | 2 | 2 | 1 | 1 | 1 | 1 | 1 | 3 |
| Reid Humphreys lf | 2 | 0 | 1 | 1 | 0 | 1 | 1 | 1 | 1 |
| Cody Brown lf | 2 | 1 | 1 | 4 | 0 | 0 | 1 | 0 | 0 |
| Elih Marrero c | 5 | 0 | 0 | 0 | 0 | 0 | 11 | 0 | 1 |
| Nathaniel Lowe 1b | 4 | 0 | 1 | 0 | 0 | 0 | 6 | 0 | 0 |
| Luke Alexander ss | 2 | 1 | 0 | 0 | 2 | 1 | 1 | 1 | 2 |
| Ryan Gridley 2b | 4 | 2 | 2 | 0 | 0 | 0 | 1 | 3 | 1 |
| Dakota Hudson p | 0 | 0 | 0 | 0 | 0 | 0 | 0 | 0 | 0 |
| Zac Houston p | 0 | 0 | 0 | 0 | 0 | 0 | 0 | 0 | 0 |
| Blake Smith p | 0 | 0 | 0 | 0 | 0 | 0 | 0 | 0 | 0 |
| Vance Tatum p | 0 | 0 | 0 | 0 | 0 | 0 | 0 | 1 | 0 |
| Totals | 36 | 10 | 13 | 10 | 5 | 5 | 27 | 7 | 8 |

Score by Innings

| | 1 | 2 | 3 | 4 | 5 | 6 | 7 | 8 | 9 | R | H | E |
|-------------------|---|---|---|---|---|---|---|---|---|----|----|---|
| Oregon | 2 | 0 | 0 | 0 | 0 | 1 | 1 | 0 | 4 | 4 | 1 | 1 |
| Mississippi State | 0 | 0 | 2 | 0 | 2 | 1 | 0 | 5 | X | 10 | 13 | 1 |

E - Moniot, T(3); Elih Marrero(1). DP - Oregon 1. LOB - Oregon 10; Miss. State 8. 2B - Goldfarb, J(1); Jake Mangum(1); G Collins(4); Ryan Gridley(3). 3B - R Humphreys(1). HR - Balta, A(3); Brent Rooker(1); Cody Brown(1). HBP - Balta, A; Goldfarb, J. SH - Patzlaff, D(1); Jacob Robson(1). SF - Grebeck, A(1). SB - Balta, A 2(3); Goldfarb, J.

Oregon

| Player | ip | h | r | er | bb | so | ab | bf |
|--------------|-----|---|---|----|----|----|----|----|
| Irvin, Cole | 5.1 | 9 | 5 | 3 | 3 | 2 | 24 | 28 |
| Warren, Brac | 1.2 | 1 | 0 | 0 | 0 | 1 | 6 | 6 |
| Mercer, Matt | 1.0 | 3 | 5 | 5 | 2 | 2 | 6 | 8 |

Mississippi State

| Player | ip | h | r | er | bb | so | ab | bf |
|---------------|-----|---|---|----|----|----|----|----|
| Dakota Hudson | 5.2 | 4 | 2 | 2 | 5 | 9 | 21 | 27 |

2016 Oregon Baseball
#11 Oregon at #24 Mississippi State
Mar 13, 2016 at Starkville, Miss. (Dudy Noble Field)

Oregon 2 (8-5)

Mississippi State 5 (12-3-1)

| Player | ab | r | h | rbi | bb | so | po | a | lob |
|---------------------|-----------|----------|----------|----------|----------|----------|-----------|-----------|----------|
| Grebeck, Austin cf | 4 | 0 | 1 | 0 | 2 | 1 | 0 | 1 | |
| Patzlaff, Daniel 2b | 4 | 0 | 0 | 0 | 0 | 1 | 3 | 0 | |
| Balta, A.J. lf | 4 | 1 | 1 | 1 | 0 | 1 | 4 | 0 | |
| Susnara, Tim c | 4 | 0 | 2 | 0 | 0 | 4 | 0 | 0 | |
| Kroon, Matt 3b | 4 | 0 | 0 | 0 | 0 | 1 | 0 | 1 | |
| Goldfarb, Jakob rf | 4 | 0 | 1 | 0 | 0 | 1 | 1 | 0 | |
| Karaviotis, Mark dh | 2 | 0 | 0 | 0 | 1 | 0 | 0 | 0 | |
| Eureste, Matt ph/dh | 1 | 0 | 0 | 0 | 0 | 0 | 0 | 0 | |
| Kasser, Kyle 1b | 2 | 0 | 0 | 0 | 1 | 0 | 8 | 3 | 3 |
| Moniot, Travis ss | 3 | 1 | 1 | 1 | 0 | 3 | 6 | 0 | |
| Peterson, David p | 0 | 0 | 0 | 0 | 0 | 0 | 2 | 0 | |
| Bennett, Jacob p | 0 | 0 | 0 | 0 | 0 | 0 | 0 | 0 | |
| Robeniol, Kyle p | 0 | 0 | 0 | 0 | 0 | 0 | 0 | 0 | |
| Nogosek, Stephen p | 0 | 0 | 0 | 0 | 0 | 1 | 1 | 0 | |
| Totals | 32 | 2 | 6 | 2 | 1 | 5 | 24 | 15 | 5 |

| Player | ab | r | h | rbi | bb | so | po | a | lob |
|----------------------|-----------|----------|----------|----------|----------|----------|-----------|----------|-----------|
| Jacob Robson cf | 4 | 2 | 2 | 1 | 1 | 0 | 2 | 0 | 1 |
| Brent Rooker rf | 4 | 2 | 3 | 2 | 0 | 1 | 0 | 0 | 0 |
| Michael Smith rf | 0 | 0 | 0 | 0 | 0 | 0 | 1 | 0 | 0 |
| Cody Brown ph/rf | 1 | 0 | 0 | 0 | 0 | 0 | 1 | 0 | 0 |
| Jack Kruger dh | 4 | 0 | 0 | 0 | 1 | 0 | 0 | 0 | 0 |
| Gavin Collins 3b | 1 | 0 | 0 | 0 | 2 | 0 | 0 | 1 | 0 |
| John Holland pr/2b | 0 | 0 | 0 | 0 | 0 | 0 | 0 | 0 | 0 |
| Reid Humphreys lf/p | 2 | 0 | 1 | 2 | 0 | 1 | 2 | 0 | 0 |
| Jake Mangum lf | 0 | 0 | 0 | 0 | 0 | 0 | 1 | 0 | 0 |
| Nathaniel Lowe 1b | 4 | 0 | 1 | 0 | 0 | 1 | 9 | 0 | 3 |
| Ryan Gridley 2b/ss | 3 | 1 | 2 | 0 | 1 | 0 | 3 | 5 | 3 |
| Luke Alexander ss/3b | 3 | 0 | 0 | 0 | 1 | 3 | 3 | 0 | 0 |
| Elii Marrero c | 4 | 0 | 0 | 0 | 0 | 5 | 0 | 3 | 0 |
| Daniel Brown p | 0 | 0 | 0 | 0 | 0 | 0 | 0 | 0 | 0 |
| Vance Tatum p | 0 | 0 | 0 | 0 | 0 | 0 | 0 | 0 | 0 |
| Totals | 30 | 5 | 9 | 5 | 5 | 4 | 27 | 9 | 10 |

| Score by Innings | 1 | 2 | 3 | 4 | 5 | 6 | 7 | 8 | 9 | R | H | E |
|-------------------|---|---|---|---|---|---|---|---|---|---|---|---|
| Oregon | 0 | 0 | 0 | 0 | 0 | 0 | 0 | 2 | 0 | 2 | 6 | 1 |
| Mississippi State | 1 | 0 | 0 | 0 | 1 | 3 | 0 | 0 | X | 5 | 9 | 1 |

E - Kasser, K(1); G Collins(5). DP - Miss. State 2. LOB - Oregon 5; Miss. State 10. HR - Balta, A(4); Moniot, T(1); Brent Rooker(2). HBP - Eureste, M; G Collins; R Humphreys. SH - L Alexander(4). SF - R Humphreys(2). SB - Jacob Robson(9).

| Oregon | ip | h | r | er | bb | so | ab | bf |
|------------------|-----|---|---|----|----|----|----|----|
| Peterson, David | 5.2 | 6 | 4 | 3 | 4 | 2 | 20 | 28 |
| Bennett, Jacob | 0.1 | 1 | 1 | 0 | 0 | 2 | 2 | 2 |
| Robeniol, Kyle | 0.1 | 1 | 0 | 0 | 1 | 2 | 3 | 3 |
| Nogosek, Stephen | 1.2 | 1 | 0 | 0 | 0 | 1 | 6 | 6 |

| Mississippi State | ip | h | r | er | bb | so | ab | bf |
|-------------------|-----|---|---|----|----|----|----|----|
| Daniel Brown | 7.0 | 4 | 0 | 0 | 1 | 4 | 24 | 26 |
| Vance Tatum | 1.0 | 2 | 2 | 2 | 0 | 1 | 5 | 5 |
| Reid Humphreys | 1.0 | 0 | 0 | 0 | 0 | 0 | 3 | 3 |

Win - Daniel Brown (2-0). Loss - Peterson, D (2-1). Save - R Humphreys (2).
HBP - by Peterson, D (G Collins); by Peterson, D (R Humphreys); by Daniel Brown (Eureste, M).

Umpires - HP: Morris Hodges 1B: Owen Butts 3B: David Pretnar
Start: 10:34 AM Time: 2:40 Attendance: 6461
Weather: 68 Degrees, Winds SW 9 MPH

2016 Oregon Baseball
Utah at #19 Oregon
Mar 18, 2016 at Eugene, Ore. (PK Park)

Utah 4 (5-11,1-0 Pac-12)

Oregon 1 (8-6,0-1 Pac-12)

| Player | ab | r | h | rbi | bb | so | po | a | lob |
|-------------------------|-----------|----------|----------|----------|----------|----------|-----------|----------|----------|
| Davis, Kody dh | 3 | 1 | 1 | 0 | 0 | 1 | 0 | 0 | 0 |
| Simmons, Hunter 1b | 2 | 0 | 1 | 0 | 0 | 0 | 6 | 1 | 0 |
| Carroll, Dallas 3b | 3 | 1 | 1 | 1 | 1 | 0 | 2 | 0 | 0 |
| Jackson, Andre rf | 3 | 0 | 0 | 0 | 1 | 1 | 0 | 0 | 0 |
| Marruffo, Kellen ph | 1 | 0 | 0 | 0 | 1 | 0 | 0 | 1 | 0 |
| Rose, Josh rf | 0 | 0 | 0 | 0 | 0 | 0 | 0 | 0 | 0 |
| Scaggari, Cody 2b | 4 | 0 | 1 | 0 | 0 | 1 | 0 | 1 | 0 |
| Anderson, Chandler lf | 4 | 1 | 1 | 0 | 0 | 5 | 0 | 0 | 0 |
| Kelly, Ellis ss | 3 | 0 | 1 | 0 | 1 | 1 | 1 | 0 | 0 |
| Moeller, Zack c | 4 | 0 | 0 | 0 | 2 | 10 | 3 | 2 | 0 |
| Keirsey Jr., DaShawn cf | 3 | 1 | 1 | 0 | 0 | 2 | 0 | 0 | 0 |
| Rose, Jayson p | 0 | 0 | 0 | 0 | 0 | 1 | 2 | 0 | 0 |
| Drachler, Dylan p | 0 | 0 | 0 | 0 | 0 | 0 | 0 | 0 | 0 |
| Totals | 30 | 4 | 7 | 1 | 2 | 7 | 27 | 9 | 4 |

| Player | ab | r | h | rbi | bb | so | po | a | lob |
|-------------------------|-----------|----------|----------|----------|----------|-----------|-----------|-----------|----------|
| Grebeck, Austin cf | 3 | 0 | 1 | 0 | 1 | 1 | 1 | 0 | 0 |
| Eureste, Matt 3b | 2 | 0 | 0 | 0 | 0 | 2 | 0 | 4 | 0 |
| Catalano, Nick ph/lf | 1 | 0 | 0 | 0 | 0 | 1 | 0 | 0 | 0 |
| Balta, A.J. lf/1b | 3 | 0 | 0 | 1 | 0 | 0 | 2 | 0 | 0 |
| Susnara, Tim c | 3 | 0 | 0 | 0 | 1 | 1 | 7 | 0 | 2 |
| Craig-St.Louis, Phil dh | 4 | 0 | 1 | 0 | 0 | 3 | 0 | 0 | 1 |
| Kroon, Matt 1b/3b | 3 | 0 | 1 | 0 | 1 | 1 | 6 | 1 | 0 |
| Goldfarb, Jakob rf | 3 | 0 | 0 | 0 | 1 | 2 | 4 | 0 | 3 |
| Moniot, Travis ss | 2 | 1 | 0 | 0 | 2 | 1 | 3 | 3 | 1 |
| Patzlaff, Daniel 2b | 4 | 0 | 0 | 0 | 0 | 1 | 4 | 0 | 1 |
| Irvin, Cole p | 0 | 0 | 0 | 0 | 0 | 0 | 0 | 1 | 0 |
| Warren, Brac p | 0 | 0 | 0 | 0 | 0 | 0 | 0 | 2 | 0 |
| Bennett, Jacob p | 0 | 0 | 0 | 0 | 0 | 0 | 0 | 1 | 0 |
| Totals | 28 | 1 | 3 | 1 | 6 | 13 | 27 | 12 | 8 |

| Score by Innings | 1 | 2 | 3 | 4 | 5 | 6 | 7 | 8 | 9 | R | H | E |
|------------------|---|---|---|---|---|---|---|---|---|---|---|---|
| Utah | 1 | 0 | 0 | 0 | 0 | 0 | 1 | 1 | 1 | 4 | 7 | 0 |
| Oregon | 0 | 0 | 1 | 0 | 0 | 0 | 0 | 0 | 0 | 1 | 3 | 2 |

E - Eureste, M(1); Kroon, M(2). LOB - Utah 4; Oregon 8. 2B - Davis(2). 3B - Carroll, Dls(3). HBP - Eureste, M. SH - Davis(1); Simmons 2(3). SF - Balta, A(1). SB - Anderson, C(1); Kroon, M(3). CS - Carroll, Dls(3).

| Utah | ip | h | r | er | bb | so | ab | bf |
|-----------------|-----|---|---|----|----|----|----|----|
| Rose, Jayson | 6.2 | 3 | 1 | 1 | 4 | 9 | 21 | 27 |
| Drachler, Dylan | 2.1 | 0 | 0 | 0 | 2 | 4 | 7 | 9 |

| Oregon | ip | h | r | er | bb | so | ab | bf |
|----------------|-----|---|---|----|----|----|----|----|
| Irvin, Cole | 7.1 | 6 | 3 | 2 | 0 | 6 | 26 | 29 |
| Warren, Brac | 1.0 | 1 | 1 | 0 | 2 | 1 | 3 | 5 |
| Bennett, Jacob | 0.2 | 0 | 0 | 0 | 0 | 0 | 1 | 1 |

Win - Rose, Jayson (2-2). Loss - Irvin, C (2-2). Save - Drachler (2).
WP - Rose, Jayson 2(7); Irvin, C(1). HBP - by Rose, Jayson (Eureste, M). PB - Susnara, T 2(4).

Umpires - HP: Patrick Riley 1B: Kelly Gonzales 3B: Darren Hyman
Start: 7:05 pm Time: 2:57 Attendance: 1136
Weather: Cloudy; Chance of rain

2016 Oregon Baseball
Utah at #19 Oregon
Mar 19, 2016 at Eugene, Ore. (PK Park)

Utah 5 (5-12,1-1 Pac-12)

Oregon 9 (9-6,1-1 Pac-12)

| Player | ab | r | h | rbi | bb | so | po | a | lob |
|-------------------------|-----------|----------|----------|----------|----------|----------|-----------|----------|----------|
| Davis, Kody dh | 5 | 1 | 1 | 0 | 0 | 1 | 0 | 0 | 1 |
| Jackson, Andre rf | 2 | 2 | 1 | 1 | 1 | 1 | 0 | 0 | 0 |
| Rose, Josh ph/rf | 1 | 0 | 0 | 0 | 0 | 0 | 0 | 0 | 0 |
| Carroll, Dallas 3b | 3 | 0 | 0 | 1 | 0 | 0 | 1 | 0 | 0 |
| Simmons, Hunter 1b | 4 | 0 | 0 | 1 | 0 | 1 | 8 | 0 | 0 |
| Scaggari, Cody 2b | 3 | 1 | 2 | 1 | 1 | 0 | 1 | 4 | 0 |
| Anderson, Chandler lf | 2 | 0 | 0 | 0 | 1 | 4 | 0 | 1 | 0 |
| Schuman, Max ph/lf | 1 | 0 | 0 | 0 | 0 | 0 | 0 | 0 | 0 |
| Young, AJ c | 4 | 0 | 1 | 1 | 0 | 1 | 6 | 1 | 1 |
| Kelly, Ellis ss | 3 | 0 | 0 | 0 | 0 | 2 | 2 | 2 | 0 |
| Marruffo, Kellen ph | 0 | 0 | 0 | 0 | 1 | 0 | 0 | 0 | 0 |
| Hoffman, Kyle pr | 0 | 0 | 0 | 0 | 0 | 0 | 0 | 0 | 0 |
| Keirsey Jr., DaShawn cf | 3 | 1 | 1 | 0 | 1 | 1 | 0 | 0 | 0 |
| Carroll, Dalton p | 0 | 0 | 0 | 0 | 0 | 0 | 1 | 0 | 0 |
| Tedeschi, Josh p | 0 | 0 | 0 | 0 | 0 | 0 | 1 | 0 | 0 |
| Stoltz, Trenton p | 0 | 0 | 0 | 0 | 0 | 0 | 0 | 0 | 0 |
| Totals | 31 | 5 | 6 | 5 | 5 | 6 | 24 | 9 | 5 |

| Player | ab | r | h | rbi | bb | so | po | a | lob |
|----------------------------|-----------|----------|-----------|----------|----------|----------|-----------|-----------|-----------|
| Grebeck, Austin cf | 5 | 3 | 3 | 1 | 0 | 1 | 3 | 0 | 3 |
| Kasser, Kyle 1b/2b | 4 | 1 | 3 | 2 | 1 | 0 | 12 | 1 | 0 |
| Balta, A.J. lf | 4 | 0 | 1 | 2 | 1 | 2 | 1 | 0 | 0 |
| Breshears, Carson pr/2b | 0 | 0 | 0 | 0 | 0 | 0 | 0 | 0 | 0 |
| Susnara, Tim c | 3 | 1 | 0 | 0 | 2 | 6 | 0 | 3 | 0 |
| Packard, Steven dh | 4 | 1 | 1 | 1 | 1 | 0 | 0 | 0 | 2 |
| Kroon, Matt 3b | 5 | 1 | 1 | 0 | 0 | 1 | 5 | 0 | 0 |
| Bennett, Jake rf | 3 | 0 | 1 | 0 | 0 | 0 | 0 | 0 | 0 |
| Catalano, Nick ph/lf | 1 | 1 | 1 | 0 | 0 | 0 | 0 | 0 | 0 |
| Moniot, Travis ss | 5 | 1 | 3 | 1 | 0 | 0 | 0 | 7 | 1 |
| Patzlaff, Daniel 2b | 2 | 0 | 0 | 0 | 0 | 0 | 1 | 2 | 2 |
| Craig-St.Louis, Phil ph/1b | 1 | 0 | 0 | 0 | 1 | 1 | 3 | 0 | 0 |
| Goldfarb, Jakob rf | 0 | 0 | 0 | 0 | 0 | 0 | 0 | 0 | 0 |
| Krook, Matt p | 0 | 0 | 0 | 0 | 0 | 0 | 0 | 1 | 0 |
| Carranza, Isaiah p | 0 | 0 | 0 | 0 | 0 | 0 | 0 | 0 | 0 |
| Mercer, Matt p | 0 | 0 | 0 | 0 | 0 | 0 | 0 | 0 | 0 |
| Totals | 37 | 9 | 14 | 7 | 6 | 6 | 27 | 16 | 11 |

| Score by Innings | 1 | 2 | 3 | 4 | 5 | 6 | 7 | 8 | 9 | R | H | E |
|------------------|---|---|---|---|---|---|---|---|---|---|----|---|
| Utah | 0 | 0 | 0 | 2 | 3 | 0 | 0 | 0 | 0 | 5 | 6 | 0 |
| Oregon | 1 | 0 | 0 | 1 | 4 | 0 | 3 | 0 | X | 9 | 14 | 1 |

E - Susnara, T(2). DP - Utah 1; Oregon 1. LOB - Utah 5; Oregon 11. 2B - Scaggari(3); Kasser, K(1). 3B - Grebeck, A(3). HBP - Catalano, N. SH - Carroll, Dls(4). SB - Kroon, M(4); Catalano, N(1); Moniot, T(1). CS - Kasser, K(1).

| Utah | ip | h | r | er | bb | so | ab | bf |
|-----------------|-----|----|---|----|----|----|----|----|
| Carroll, Dalton | 4.2 | 10 | 6 | 6 | 2 | 2 | 24 | 26 |
| Tedeschi, Josh | 2.0 | 2 | 2 | 2 | 2 | 3 | 8 | 10 |
| Stoltz, Trenton | 1.1 | 2 | 1 | 1 | 2 | 1 | 5 | 8 |

| Oregon | ip | h | r | er | bb | so | ab | bf |
|------------------|-----|---|---|----|----|----|----|----|
| Krook, Matt | 4.0 | 5 | 5 | 5 | 4 | 4 | 16 | 20 |
| Carranza, Isaiah | 3.0 | 1 | 0 | 0 | 0 | 0 | 9 | 10 |
| Mercer, Matt | 2.0 | 0 | 0 | 0 | 1 | 2 | 6 | 7 |

Win - Carranza, I (1-0). Loss - Carroll, Dln (3-2). Save - None.
WP - Stoltz, T.(1); Krook, M(4). HBP - by Stoltz, T. (Catalano, N). BK - Carroll, Dln(1).

Umpires - HP: Kelly Gonzales 1B: Darren Hyman 3B: Patrick Riley
Start: 2:03 pm Time: 3:18 Attendance: 1414
Weather: Sunny; Temp: Upper 50s
Krook, M faced 3 batters in the 5th.

2016 Oregon Baseball
Utah at #19 Oregon
Mar 20, 2016 at Eugene, Ore. (PK Park)

Utah 2 (6-12,2-1 Pac-12)

Oregon 0 (9-7,1-2 Pac-12)

| Player | ab | r | h | rbi | bb | so | po | a | lob |
|----------------|----|---|---|-----|----|----|----|---|-----|
| Davis, Kody 2b | 4 | | | | | | | | |

2016 Oregon Baseball
Oregon at Notre Dame
Mar 31, 2016 at Notre Dame, Ind. (Frank Eck Stadium)

Oregon 3 (11-10)

| Player | ab | r | h | rbi | bb | so | po | a | lob |
|----------------------------|-----------|----------|----------|----------|----------|----------|-----------|-----------|-----------|
| Grebeck, Austin cf | 4 | 1 | 1 | 0 | 0 | 1 | 2 | 0 | 3 |
| Kasser, Kyle 1b/2b | 4 | 1 | 2 | 0 | 0 | 1 | 7 | 2 | 0 |
| Susnara, Tim c | 3 | 1 | 0 | 0 | 2 | 0 | 5 | 0 | 2 |
| Bennett, Jake lf | 5 | 0 | 2 | 2 | 0 | 1 | 0 | 0 | 0 |
| Kroon, Matt 3b | 2 | 0 | 0 | 0 | 0 | 1 | 0 | 2 | 1 |
| Goldfarb, Jakob ph/rf | 1 | 0 | 0 | 0 | 1 | 1 | 0 | 0 | 0 |
| Packard, Steven dh | 4 | 0 | 1 | 1 | 0 | 1 | 0 | 0 | 2 |
| Catalano, Nick rf | 2 | 0 | 0 | 0 | 0 | 1 | 1 | 0 | 0 |
| Craig-St.Louis, Phil ph/1b | 2 | 0 | 0 | 0 | 0 | 0 | 5 | 0 | 2 |
| Moniot, Travis ss | 3 | 0 | 0 | 0 | 0 | 0 | 3 | 0 | 0 |
| Patzlaff, Daniel 2b/3b | 1 | 0 | 1 | 0 | 2 | 0 | 3 | 1 | 0 |
| Eureste, Matt ph/3b | 1 | 0 | 0 | 0 | 1 | 0 | 2 | 0 | 0 |
| Carranza, Isaiah p | 0 | 0 | 0 | 0 | 0 | 0 | 1 | 0 | 0 |
| Robeniol, Kyle p | 0 | 0 | 0 | 0 | 0 | 0 | 2 | 0 | 0 |
| Kelly, Parker p | 0 | 0 | 0 | 0 | 0 | 0 | 0 | 0 | 0 |
| Totals | 32 | 3 | 7 | 3 | 5 | 8 | 24 | 13 | 10 |

Notre Dame 6 (13-10)

| Player | ab | r | h | rbi | bb | so | po | a | lob |
|--------------------|-----------|----------|-----------|----------|----------|----------|-----------|-----------|-----------|
| Cavan Biggio 2b | 4 | 0 | 2 | 3 | 1 | 1 | 1 | 1 | 0 |
| Jake Shepshi lf | 4 | 0 | 0 | 0 | 1 | 1 | 4 | 0 | 3 |
| Zak Kutsulis 1b | 4 | 0 | 2 | 0 | 1 | 0 | 10 | 1 | 2 |
| Matt Vierling rf | 4 | 0 | 1 | 1 | 1 | 0 | 1 | 0 | 2 |
| Lane Richards ss | 5 | 1 | 0 | 0 | 0 | 1 | 1 | 4 | 5 |
| Ricky Sanchez c | 5 | 1 | 1 | 0 | 0 | 0 | 7 | 1 | 0 |
| Nick Podkul 3b | 3 | 2 | 2 | 1 | 1 | 0 | 1 | 1 | 0 |
| Cole Daily dh | 3 | 1 | 1 | 0 | 1 | 0 | 0 | 0 | 0 |
| Kyle Richardson cf | 2 | 1 | 2 | 0 | 0 | 0 | 1 | 0 | 0 |
| Michael Hearne p | 0 | 0 | 0 | 0 | 0 | 0 | 1 | 2 | 0 |
| Connor Hale p | 0 | 0 | 0 | 0 | 0 | 0 | 0 | 0 | 0 |
| Charlie Vorsehek p | 0 | 0 | 0 | 0 | 0 | 0 | 0 | 0 | 0 |
| Jim Orwick p | 0 | 0 | 0 | 0 | 0 | 0 | 0 | 0 | 0 |
| Peter Solomon p | 0 | 0 | 0 | 0 | 0 | 0 | 0 | 0 | 0 |
| Totals | 34 | 6 | 11 | 5 | 6 | 3 | 27 | 10 | 12 |

Score by Innings

| | 1 | 2 | 3 | 4 | 5 | 6 | 7 | 8 | 9 | R | H | E |
|------------|---|---|---|---|---|---|---|---|---|---|----|---|
| Oregon | 1 | 0 | 0 | 0 | 2 | 0 | 0 | 0 | 0 | 3 | 7 | 1 |
| Notre Dame | 0 | 2 | 0 | 2 | 0 | 1 | 0 | 1 | X | 6 | 11 | 2 |

E - Bennett, Jak(1); R Sanchez(1); C Vorsehek(1). DP - Notre Dame 1. LOB - Oregon 10; Notre Dame 12. 2B - Bennett, Jak(2); N Podkul(2). 3B - R Sanchez(2). HBP - Moniot, T. SH - Grebeck, A(4); Kasser, K(1); K Richardson 2(3). SB - Kasser, K(3); Ca Biggio 2(7); K Richardson(1).

| Oregon | ip | h | r | er | bb | so | ab | bf |
|------------------|-----|---|---|----|----|----|----|----|
| Carranza, Isaiah | 3.0 | 7 | 4 | 4 | 1 | 0 | 15 | 17 |
| Robeniol, Kyle | 2.2 | 3 | 1 | 1 | 2 | 3 | 10 | 13 |
| Kelly, Parker | 2.1 | 1 | 1 | 0 | 3 | 0 | 9 | 12 |

| Notre Dame | ip | h | r | er | bb | so | ab | bf |
|------------------|-----|---|---|----|----|----|----|----|
| Michael Hearne | 4.0 | 6 | 3 | 3 | 3 | 2 | 17 | 22 |
| Connor Hale | 1.0 | 1 | 0 | 0 | 0 | 1 | 3 | 3 |
| Charlie Vorsehek | 1.0 | 0 | 0 | 1 | 0 | 3 | 5 | 5 |
| Jim Orwick | 1.0 | 0 | 0 | 0 | 1 | 1 | 3 | 4 |
| Peter Solomon | 2.0 | 0 | 0 | 0 | 0 | 4 | 6 | 6 |

Win - C Hale (2-0). Loss - Carranza, I (1-1). Save - P Solomon (1).
 WP - Kelly, P 3(3). HBP - by M Hearne (Moniot, T).

Umpires - HP: Brent Rice 1B: Jim Mecha 3B: Perry Costello
 Start: 6:32 pm Time: 3:06 Attendance: 555
 Weather: 58 Degrees & Windy
 Carranza, I faced 2 batters in the 4th.
 M Hearne faced 3 batters in the 5th.

2016 Oregon Baseball
Oregon at Michigan State
Apr 01, 2016 at East Lansing, Mich. (McLane Stadium)

Oregon 2 (11-11)

| Player | ab | r | h | rbi | bb | so | po | a | lob |
|-------------------------|-----------|----------|----------|----------|----------|-----------|-----------|-----------|----------|
| Grebeck, Austin cf | 4 | 0 | 1 | 1 | 1 | 1 | 7 | 0 | 1 |
| Kasser, Kyle 1b | 3 | 0 | 0 | 0 | 0 | 3 | 11 | 1 | 1 |
| Catalano, Nick ph/ff | 1 | 1 | 0 | 0 | 1 | 0 | 0 | 2 | 0 |
| Susnara, Tim c | 3 | 0 | 0 | 0 | 1 | 1 | 2 | 0 | 0 |
| Bennett, Jake rf | 3 | 0 | 1 | 1 | 0 | 1 | 0 | 0 | 0 |
| Breshears, Carson pr/2b | 0 | 0 | 0 | 0 | 0 | 0 | 0 | 0 | 0 |
| Moniot, Travis ss | 4 | 0 | 0 | 0 | 2 | 3 | 2 | 0 | 0 |
| Packard, Steven dh | 4 | 0 | 0 | 0 | 3 | 0 | 0 | 2 | 0 |
| Balta, A.J. lf/1b | 4 | 1 | 1 | 0 | 0 | 1 | 1 | 0 | 0 |
| Patzlaff, Daniel 2b/3b | 3 | 0 | 1 | 0 | 1 | 1 | 2 | 0 | 0 |
| Kroon, Matt 3b/1b | 3 | 0 | 1 | 0 | 0 | 3 | 3 | 0 | 0 |
| Goldfarb, Jakob ph/ff | 1 | 0 | 0 | 0 | 0 | 0 | 0 | 0 | 0 |
| Irvin, Cole p | 0 | 0 | 0 | 0 | 0 | 1 | 5 | 0 | 0 |
| Warren, Brac p | 0 | 0 | 0 | 0 | 0 | 0 | 1 | 0 | 0 |
| Totals | 33 | 2 | 5 | 2 | 3 | 14 | 28 | 16 | 6 |

Michigan State 3 (19-4)

| Player | ab | r | h | rbi | bb | so | po | a | lob |
|----------------------|-----------|----------|----------|----------|----------|----------|-----------|----------|----------|
| Bechina, Marty cf | 5 | 0 | 1 | 0 | 0 | 1 | 2 | 0 | 0 |
| Zimmerman, Jordan 1b | 5 | 1 | 2 | 1 | 0 | 1 | 10 | 0 | 0 |
| Durkin, Dan 2b | 4 | 1 | 0 | 0 | 0 | 0 | 0 | 1 | 0 |
| Hughes, Brandon dh | 4 | 1 | 3 | 0 | 0 | 0 | 0 | 0 | 0 |
| Grace, Taylor lf | 4 | 0 | 2 | 2 | 0 | 0 | 0 | 0 | 2 |
| Ando, Royce ss | 2 | 0 | 0 | 0 | 2 | 0 | 1 | 3 | 1 |
| Hovis, Justin 3b | 3 | 0 | 0 | 0 | 0 | 2 | 3 | 3 | 0 |
| Byars, Matt c | 4 | 0 | 0 | 0 | 0 | 1 | 14 | 0 | 0 |
| Simonton, Kris rf | 4 | 0 | 0 | 0 | 0 | 1 | 0 | 1 | 0 |
| Vieaux, Cam p | 0 | 0 | 0 | 0 | 0 | 0 | 0 | 2 | 0 |
| Mockbee, Joe p | 0 | 0 | 0 | 0 | 0 | 0 | 0 | 0 | 0 |
| Mekkes, Dakota p | 0 | 0 | 0 | 0 | 0 | 0 | 0 | 0 | 0 |
| Totals | 35 | 3 | 8 | 3 | 2 | 3 | 30 | 9 | 7 |

Score by Innings

| | 1 | 2 | 3 | 4 | 5 | 6 | 7 | 8 | 9 | 10 | R | H | E |
|----------------|---|---|---|---|---|---|---|---|---|----|---|---|---|
| Oregon | 0 | 0 | 0 | 0 | 0 | 1 | 0 | 0 | 0 | 1 | 0 | 2 | 5 |
| Michigan State | 1 | 0 | 0 | 0 | 0 | 1 | 0 | 0 | 0 | 1 | 3 | 8 | 0 |

Note: 1 out, 0 runners LOB when the game ended.

E - Kroon, M(4). LOB - Oregon 6; Michigan St. 7. 2B - Zimmerman, J(9); Hughes, B(4). HR - Zimmerman, J(4). SH - Bennett, Jak(2); Patzlaff, D(2); Hovis, J(3). SB - Grebeck, A(2); Catalano, N(3); Patzlaff, D(1). CS - Bechina, M.(3).

| Oregon | ip | h | r | er | bb | so | ab | bf |
|--------------|-----|---|---|----|----|----|----|----|
| Irvin, Cole | 8.0 | 7 | 2 | 1 | 1 | 2 | 31 | 32 |
| Warren, Brac | 1.1 | 1 | 1 | 1 | 1 | 1 | 4 | 6 |

| Michigan State | ip | h | r | er | bb | so | ab | bf |
|----------------|-----|---|---|----|----|----|----|----|
| Vieaux, Cam | 8.0 | 3 | 2 | 2 | 2 | 11 | 25 | 29 |
| Mockbee, Joe | 1.1 | 2 | 0 | 0 | 0 | 2 | 6 | 6 |
| Mekkes, Dakota | 0.2 | 0 | 0 | 0 | 1 | 1 | 2 | 3 |

Win - Mekkes, D. (2-0). Loss - Warren, B (0-1). Save - None.
 PB - Susnara, T(7).

Umpires - HP: David Uyl 1B: Brent Rice 3B: Michael Schultz
 Start: 3:07 Time: 2:38 Attendance: 712
 Weather: 44 mostly cloudy
 Vieaux, Cam faced 1 batter in the 9th.

The Automated ScoreBook
Portland at Oregon
Apr 06, 2016 at Eugene, Ore. (PK Park)

Portland 1 (13-16)

| Player | ab | r | h | rbi | bb | so | po | a | lob |
|----------------------|-----------|----------|----------|----------|----------|-----------|-----------|-----------|----------|
| FORGIONE, Michael 2b | 2 | 0 | 0 | 0 | 0 | 2 | 3 | 1 | 0 |
| KERR, Brady 1b | 4 | 0 | 1 | 0 | 0 | 1 | 9 | 0 | 0 |
| BARR, Ryan cf | 3 | 0 | 1 | 0 | 0 | 1 | 1 | 0 | 1 |
| HUMMEL, Cooper c | 3 | 0 | 0 | 0 | 1 | 1 | 5 | 3 | 0 |
| HAWKEN, Cody lf | 4 | 0 | 0 | 0 | 3 | 3 | 0 | 1 | 0 |
| SAPP, Eric 3b | 3 | 0 | 0 | 0 | 0 | 2 | 3 | 3 | 0 |
| FARLEY, Kevin dh | 2 | 0 | 0 | 0 | 0 | 2 | 0 | 0 | 0 |
| TAYLOR, Grant ph/dh | 2 | 0 | 1 | 0 | 0 | 1 | 0 | 0 | 0 |
| SUTTON, Grant rf | 4 | 1 | 1 | 1 | 0 | 1 | 0 | 1 | 0 |
| KELLY, Matt ss | 4 | 0 | 1 | 0 | 0 | 2 | 3 | 1 | 0 |
| LOCKWOOD, Jackson p | 0 | 0 | 0 | 0 | 0 | 0 | 0 | 0 | 0 |
| DOHERTY, Cole p | 0 | 0 | 0 | 0 | 0 | 0 | 0 | 0 | 0 |
| LUCKENBACH, Marty p | 0 | 0 | 0 | 0 | 0 | 0 | 0 | 0 | 0 |
| FISHER, Alex p | 0 | 0 | 0 | 0 | 0 | 0 | 0 | 0 | 0 |
| ZEIDLER, Alec p | 0 | 0 | 0 | 0 | 0 | 0 | 0 | 0 | 0 |
| RICHMAN, Cameron p | 0 | 0 | 0 | 0 | 0 | 0 | 0 | 0 | 0 |
| Totals | 31 | 1 | 5 | 1 | 1 | 16 | 24 | 12 | 8 |

Oregon 10 (12-11)

| Player | ab | r | h | rbi | bb | so | po | a | lob |
|-------------------------|-----------|-----------|----------|----------|----------|----------|-----------|-----------|----------|
| Grebeck, Austin cf | 3 | 2 | 2 | 0 | 2 | 0 | 2 | 0 | 0 |
| Kasser, Kyle 3b/1b | 3 | 2 | 1 | 0 | 0 | 0 | 4 | 1 | 0 |
| Balta, A.J. lf | 4 | 1 | 2 | 0 | 1 | 0 | 0 | 1 | 0 |
| Bennett, Jake dh | 3 | 1 | 0 | 0 | 1 | 0 | 0 | 0 | 2 |
| Susnara, Tim c | 2 | 1 | 2 | 0 | 0 | 0 | 12 | 2 | 0 |
| Heggen, Slade c | 0 | 0 | 0 | 0 | 0 | 0 | 2 | 0 | 0 |
| Goldfarb, Jakob rf | 3 | 0 | 0 | 0 | 0 | 0 | 0 | 0 | 0 |
| Catalano, Nick ph/ff | 0 | 1 | 0 | 1 | 1 | 0 | 0 | 0 | 0 |
| Craig-St.Louis, Phil 1b | 3 | 0 | 0 | 0 | 0 | 1 | 5 | 1 | 0 |
| Kroon, Matt 3b | 0 | 0 | 0 | 0 | 0 | 0 | 0 | 0 | 0 |
| Packard, Steven ph | 1 | 1 | 1 | 4 | 0 | 0 | 0 | 0 | 0 |
| Patzlaff, Daniel 3b | 0 | 0 | 0 | 0 | 0 | 0 | 0 | 0 | 0 |
| Moniot, Travis ss | 4 | 0 | 1 | 0 | 0 | 2 | 2 | 1 | 2 |
| Breshears, Carson 2b | 2 | 0 | 0 | 0 | 2 | 0 | 2 | 0 | 2 |
| Robeniol, Kyle p | 0 | 0 | 0 | 0 | 0 | 0 | 0 | 1 | 0 |
| Kelly, Parker p | 0 | 0 | 0 | 0 | 0 | 0 | 0 | 0 | 0 |
| Stringer, Cole p | 0 | 0 | 0 | 0 | 0 | 0 | 0 | 0 | 0 |
| Stiles, Cooper p | 0 | 0 | 0 | 0 | 0 | 0 | 0 | 1 | 0 |
| Carranza, Isaiah p | 0 | 0 | 0 | 0 | 0 | 0 | 0 | 0 | 0 |
| Warren, Brac p | 0 | 0 | 0 | 0 | 0 | 0 | 0 | 1 | 0 |
| Krook, Matt p | 0 | 0 | 0 | 0 | 0 | 0 | 0 | 0 | 0 |
| Nogosek, Stephen p | 0 | 0 | 0 | 0 | 0 | 0 | 0 | 0 | 0 |
| Totals | 28 | 10 | 7 | 9 | 6 | 6 | 27 | 10 | 5 |

Score by Innings

| | 1 | 2 | 3 | 4 | 5 | 6 | 7 | 8 | 9 | R | H | E |
|----------|---|---|---|---|---|---|---|---|---|----|---|---|
| Portland | 0 | 1 | 0 | 0 | 0 | 0 | 0 | 0 | 0 | 1 | 5 | 2 |
| Oregon | 3 | 0 | 1 | 0 | 0 | 0 | 6 | 0 | X | 10 | 7 | 0 |

E - KELLY, M 2(9). LOB - Portland 8; Oregon 5. 2B - Moniot, T(3). HR - SUTTON, G(1); Packard, S(3). HBP - FORGIONE, M 2; SAPP, E; Susnara, T 2. SH - BARR, R(6); Kasser, K 2(3). SF - Balta, A(2). SB - Susnara, T(4); Breshears, C(1).

| Portland | ip | h | r | er | bb | so | ab | bf |
|-------------------|-----|---|---|----|----|----|----|----|
| LOCKWOOD, Jackson | 4.0 | 5 | 4 | 3 | 1 | 3 | 14 | 17 |
| DOHERTY, Cole | 1.0 | 0 | 0 | 0 | 2 | 1 | 2 | 5 |
| LUCKENBACH, Marty | 1.0 | 0 | 0 | 0 | 0 | 1 | 3 | 4 |
| FISHER, Alex | 0.2 | 0 | 3 | 0 | 2 | 0 | 3 | 5 |
| ZEIDLER, Alec | 0.0 | 2 | 0 | 0 | 1 | 0 | 2 | 2 |
| RICHMAN, Cameron | 1.1 | 2 | 1 | 0 | 0 | 1 | 6 | 6 |

**The Automated ScoreBook
#9 California at Oregon
Apr 09, 2016 at Eugene, Ore. (PK Park)**

California 3 (19-8,8-3 Pac-12)

Oregon 4 (13-12,3-5 Pac-12)

| Player | ab | r | h | rbi | bb | so | po | a | lob | Player | ab | r | h | rbi | bb | so | po | a | lob |
|-----------------------|----|---|---|-----|----|----|----|---|-----|---------------------|----|---|---|-----|----|----|----|---|-----|
| Pearson, Devin dh | 5 | 0 | 0 | 0 | 0 | 3 | 0 | 0 | 1 | Grebeck, Austin cf | 3 | 2 | 1 | 1 | 1 | 0 | 3 | 0 | 0 |
| Knapp, Aaron cf | 4 | 0 | 1 | 2 | 0 | 0 | 6 | 0 | 0 | Kasser, Kyle 3b | 3 | 1 | 0 | 0 | 1 | 0 | 0 | 1 | 0 |
| Kranson, Mitchell 3b | 4 | 1 | 1 | 0 | 0 | 2 | 1 | 1 | 1 | Balta, A.J. lf | 3 | 1 | 1 | 3 | 0 | 0 | 0 | 0 | 0 |
| Cumberland, Brett c | 2 | 0 | 0 | 0 | 2 | 0 | 7 | 1 | 0 | Goldfarb, Jakob rf | 0 | 0 | 0 | 0 | 0 | 0 | 0 | 0 | 0 |
| Farney, Brenden lf | 3 | 0 | 1 | 0 | 1 | 0 | 1 | 0 | 0 | Bennett, Jake rf | 4 | 0 | 0 | 0 | 0 | 0 | 1 | 0 | 0 |
| Peters, Sean pr/lf | 0 | 0 | 0 | 0 | 0 | 0 | 0 | 0 | 0 | Catalano, Nick lf | 0 | 0 | 0 | 0 | 0 | 0 | 0 | 0 | 0 |
| Halamandaris, Nick 1b | 4 | 0 | 1 | 1 | 0 | 2 | 7 | 0 | 0 | Susnara, Tim 1b | 4 | 0 | 0 | 0 | 0 | 1 | 8 | 2 | 2 |
| Tenerowicz, Robbie 2b | 4 | 1 | 1 | 0 | 0 | 1 | 0 | 2 | 4 | Packard, Steven dh | 3 | 0 | 1 | 0 | 0 | 1 | 0 | 0 | 0 |
| Grand Pre, Preston ss | 4 | 1 | 0 | 0 | 2 | 0 | 1 | 0 | 0 | Patzlaff, Daniel 2b | 3 | 0 | 0 | 0 | 0 | 0 | 1 | 3 | 0 |
| Celsi, Brian rf | 0 | 0 | 0 | 0 | 2 | 0 | 1 | 0 | 0 | Heggen, Slade c | 3 | 0 | 1 | 0 | 0 | 1 | 11 | 1 | 1 |
| Mitchell, Jeffrey rf | 1 | 0 | 0 | 0 | 1 | 1 | 1 | 0 | 0 | Moniot, Travis ss | 3 | 0 | 0 | 0 | 0 | 2 | 2 | 1 | 1 |
| Bain, Jeff p | 0 | 0 | 0 | 0 | 0 | 0 | 0 | 0 | 0 | Krook, Matt p | 0 | 0 | 0 | 0 | 0 | 0 | 0 | 1 | 0 |
| Matulovich, Joey p | 0 | 0 | 0 | 0 | 0 | 0 | 0 | 0 | 0 | Warren, Brac p | 0 | 0 | 0 | 0 | 0 | 0 | 0 | 0 | 0 |
| Totals | 31 | 3 | 5 | 3 | 6 | 11 | 24 | 5 | 7 | Nogosek, Stephen p | 0 | 0 | 0 | 0 | 0 | 0 | 1 | 0 | 0 |
| | | | | | | | | | | Totals | 29 | 4 | 4 | 4 | 2 | 5 | 27 | 9 | 4 |

Score by Innings

| | 1 | 2 | 3 | 4 | 5 | 6 | 7 | 8 | 9 | R | H | E |
|------------|---|---|---|---|---|---|---|---|---|---|---|---|
| California | 0 | 0 | 1 | 0 | 1 | 0 | 0 | 1 | 0 | 3 | 5 | 2 |
| Oregon | 1 | 0 | 1 | 0 | 2 | 0 | 0 | 0 | X | 4 | 4 | 2 |

E - Farney(6); Bain(1); Grebeck, A; Moniot, T(5). DP - Oregon 1. LOB - Cal 7; Oregon 4. HR - Grebeck, A(1); Balta, A(5). SF - Balta, A(3). SB - Grand Pre(5); Heggen, S(1). CS - Celsi(3).

| California | ip | h | r | er | bb | so | ab | bf | Oregon | ip | h | r | er | bb | so | ab | bf |
|------------------|-----|---|---|----|----|----|----|----|------------------|-----|---|---|----|----|----|----|----|
| Bain, Jeff | 7.0 | 4 | 4 | 3 | 2 | 5 | 26 | 29 | Krook, Matt | 6.2 | 2 | 2 | 1 | 6 | 9 | 21 | 27 |
| Matulovich, Joey | 1.0 | 0 | 0 | 0 | 0 | 0 | 3 | 3 | Warren, Brac | 1.0 | 2 | 1 | 1 | 0 | 1 | 5 | 5 |
| | | | | | | | | | Nogosek, Stephen | 1.1 | 1 | 0 | 0 | 0 | 1 | 5 | 5 |

Win - Krook, M (2-1). Loss - Bain (3-2). Save - Nogosek, S (7).
WP - Krook, M (2(6)).

Umpires - HP: Shawn Rakos 1B: Timothy Vessey 3B: Adam Dowdy
Start: 2:03 pm Time: 2:36 Attendance: 1819
Weather: 63 degrees; Wind: WNW 5mph

**The Automated ScoreBook
#9 California at Oregon
Apr 10, 2016 at Eugene, Ore. (PK Park)**

California 5 (19-9,8-4 Pac-12)

Oregon 11 (14-12,4-5 Pac-12)

| Player | ab | r | h | rbi | bb | so | po | a | lob | Player | ab | r | h | rbi | bb | so | po | a | lob |
|-----------------------|----|---|---|-----|----|----|----|----|-----|-----------------------|----|----|----|-----|----|----|----|----|-----|
| Pearson, Devin dh | 1 | 1 | 1 | 2 | 1 | 0 | 0 | 0 | 0 | Grebeck, Austin cf | 4 | 2 | 2 | 0 | 1 | 0 | 0 | 0 | 0 |
| Knapp, Aaron cf | 3 | 0 | 0 | 1 | 0 | 2 | 3 | 0 | 3 | Kasser, Kyle 3b | 4 | 1 | 1 | 1 | 1 | 0 | 1 | 0 | 1 |
| Kranson, Mitchell 3b | 5 | 0 | 1 | 2 | 0 | 0 | 0 | 2 | 1 | Balta, A.J. lf | 4 | 2 | 2 | 2 | 1 | 1 | 0 | 1 | 2 |
| Cumberland, Brett c | 5 | 0 | 0 | 0 | 0 | 3 | 5 | 1 | 1 | Bennett, Jake dh | 4 | 1 | 1 | 2 | 0 | 0 | 0 | 0 | 0 |
| Farney, Brenden lf | 3 | 0 | 1 | 0 | 1 | 1 | 0 | 0 | 2 | Catalano, Nick rf | 1 | 0 | 0 | 0 | 0 | 0 | 1 | 0 | 0 |
| Halamandaris, Nick 1b | 5 | 0 | 1 | 0 | 0 | 2 | 7 | 2 | 1 | Packard, Steven ph/lf | 1 | 1 | 1 | 0 | 0 | 0 | 1 | 0 | 0 |
| Tenerowicz, Robbie 2b | 4 | 2 | 2 | 0 | 1 | 1 | 3 | 1 | 1 | Goldfarb, Jakob rf | 1 | 1 | 0 | 1 | 0 | 1 | 0 | 0 | 0 |
| Grand Pre, Preston ss | 2 | 1 | 0 | 0 | 0 | 1 | 2 | 1 | 0 | Susnara, Tim 1b | 4 | 0 | 1 | 1 | 1 | 0 | 9 | 1 | 1 |
| Mitchell, Jeffrey rf | 1 | 1 | 0 | 0 | 1 | 0 | 4 | 0 | 0 | Patzlaff, Daniel 2b | 4 | 1 | 3 | 2 | 0 | 0 | 2 | 3 | 0 |
| Karas, Denis ph/lf | 1 | 0 | 0 | 0 | 0 | 0 | 0 | 2 | 0 | Heggen, Slade c | 3 | 0 | 1 | 0 | 0 | 1 | 10 | 1 | 4 |
| Ladrech, Matt p | 0 | 0 | 0 | 0 | 0 | 0 | 0 | 0 | 0 | Moniot, Travis ss | 4 | 2 | 2 | 1 | 0 | 1 | 2 | 3 | 0 |
| Siomkin, Keaton p | 0 | 0 | 0 | 0 | 0 | 0 | 0 | 0 | 0 | Peterson, David p | 0 | 0 | 0 | 0 | 0 | 0 | 0 | 0 | 3 |
| Matulovich, Joey p | 0 | 0 | 0 | 0 | 0 | 0 | 0 | 0 | 0 | Mercer, Matt p | 0 | 0 | 0 | 0 | 0 | 0 | 0 | 1 | 0 |
| Martinez, Erik p | 0 | 0 | 0 | 0 | 0 | 0 | 0 | 0 | 0 | Robeniol, Kyle p | 0 | 0 | 0 | 0 | 0 | 0 | 0 | 0 | 0 |
| Agarwal, Akaash p | 0 | 0 | 0 | 0 | 0 | 0 | 0 | 0 | 0 | Karraker, Jack p | 0 | 0 | 0 | 0 | 0 | 0 | 0 | 0 | 0 |
| Totals | 30 | 5 | 6 | 5 | 4 | 10 | 24 | 11 | 11 | Carranza, Isaiah p | 0 | 0 | 0 | 0 | 0 | 0 | 0 | 0 | 0 |
| | | | | | | | | | | Warren, Brac p | 0 | 0 | 0 | 0 | 0 | 0 | 0 | 0 | 0 |
| | | | | | | | | | | Nogosek, Stephen p | 0 | 0 | 0 | 0 | 0 | 0 | 0 | 0 | 0 |
| | | | | | | | | | | Totals | 34 | 11 | 15 | 10 | 5 | 4 | 27 | 13 | 7 |

Score by Innings

| | 1 | 2 | 3 | 4 | 5 | 6 | 7 | 8 | 9 | R | H | E |
|------------|---|---|---|---|---|---|---|---|---|----|----|---|
| California | 0 | 0 | 0 | 2 | 0 | 3 | 0 | 0 | 0 | 5 | 6 | 1 |
| Oregon | 1 | 0 | 0 | 0 | 6 | 4 | 0 | 0 | X | 11 | 15 | 0 |

E - Grand Pre(9). DP - Cal 1. LOB - Cal 11; Oregon 7. 2B - Kranson(11); Tenerowicz(6); Balta, A(1); Packard, S(6); Patzlaff, D(1); Heggen, S(2). 3B - Pearson(1). HR - Balta, A(6). HBP - Pearson 3; Knapp; Farney; Grand Pre; Bennett, Jak. SH - Grand Pre(3); Mitchell, Jr(1); Catalano, N(1); Heggen, S(1). SF - Knapp(3). SB - Grebeck, A(3). CS - Pearson(3); Bennett, Jak 2(2).

| California | ip | h | r | er | bb | so | ab | bf | Oregon | ip | h | r | er | bb | so | ab | bf |
|------------------|-----|---|---|----|----|----|----|----|------------------|-----|---|---|----|----|----|----|----|
| Ladrech, Matt | 4.1 | 6 | 4 | 4 | 1 | 0 | 15 | 19 | Peterson, David | 3.0 | 0 | 0 | 0 | 2 | 3 | 9 | 15 |
| Siomkin, Keaton | 0.1 | 3 | 3 | 3 | 0 | 0 | 4 | 4 | Mercer, Matt | 0.2 | 2 | 2 | 2 | 0 | 1 | 3 | 5 |
| Matulovich, Joey | 0.1 | 4 | 2 | 2 | 0 | 1 | 5 | 5 | Robeniol, Kyle | 1.2 | 1 | 2 | 2 | 1 | 0 | 6 | 7 |
| Martinez, Erik | 2.0 | 1 | 2 | 2 | 3 | 3 | 7 | 10 | Karraker, Jack | 0.0 | 0 | 1 | 1 | 0 | 0 | 0 | 1 |
| Agarwal, Akaash | 1.0 | 1 | 0 | 0 | 1 | 0 | 3 | 4 | Carranza, Isaiah | 0.2 | 1 | 0 | 0 | 1 | 1 | 2 | 4 |
| | | | | | | | | | Warren, Brac | 2.0 | 1 | 0 | 0 | 0 | 2 | 6 | 7 |
| | | | | | | | | | Nogosek, Stephen | 1.0 | 1 | 0 | 0 | 0 | 3 | 4 | 4 |

Win - Robeniol, K (3-2). Loss - Ladrech (3-2). Save - None.
WP - Ladrech(1); Peterson, D 2(5). HBP - by Peterson, D (Pearson); by Peterson, D (Knapp); by Ladrech (Bennett, Jak); by Peterson, D (Farney); by Mercer, M (Grand Pre); by Karraker, J (Pearson); by Warren, B (Pearson).

Umpires - HP: Timothy Vessey 1B: Adam Dowdy 3B: Shawn Rakos
Start: 12:03 pm Time: 3:40 Attendance: 1398
Weather: 55 degrees; Wind: NNW 6mph
Karraker, J faced 1 batter in the 6th.
Matulovich faced 2 batters in the 6th.
Carranza, I faced 1 batter in the 7th.

**The Automated ScoreBook
USC at Oregon
Apr 15, 2016 at Eugene, Ore. (PK Park)**

USC 3 (15-17,5-5 Pac-12)

Oregon 4 (15-12,5-5 Pac-12)

| Player | ab | r | h | rbi | bb | so | po | a | lob | Player | ab | r | h | rbi | bb | so | po | a | lob |
|------------------------|----|---|---|-----|----|----|----|----|--------------------|------------------------|----|---|---|-----|----|----|----|----|-----|
| Dempster, Corey lf | 4 | 1 | 1 | 0 | 1 | 1 | 2 | 0 | 2 | Grebeck, Austin cf | 3 | 1 | 1 | 1 | 0 | 1 | 0 | 1 | 0 |
| Oppenheim, David dh | 1 | 0 | 0 | 0 | 3 | 0 | 0 | 0 | 0 | Kasser, Kyle 3b/1b | 4 | 0 | 0 | 0 | 1 | 2 | 2 | 2 | 2 |
| Clouse, Turner pr | 0 | 0 | 0 | 0 | 0 | 0 | 0 | 0 | 0 | Balta, A.J. lf | 4 | 0 | 2 | 1 | 0 | 0 | 0 | 0 | 0 |
| Martinez, Jeremy c | 4 | 0 | 1 | 0 | 0 | 5 | 0 | 1 | 1 | Breshears, Carson 2b | 0 | 0 | 0 | 0 | 0 | 0 | 1 | 0 | 0 |
| Robinson, Timmy cf | 4 | 1 | 3 | 0 | 0 | 0 | 3 | 1 | 1 | Bennett, Jake rf | 3 | 1 | 1 | 0 | 0 | 1 | 0 | 0 | 0 |
| Ramirez, AJ rf | 3 | 1 | 0 | 0 | 1 | 3 | 0 | 0 | 3 | Goldfarb, Jakob rf | 1 | 0 | 0 | 0 | 0 | 0 | 0 | 0 | 0 |
| Carrillo, Adalberto 3b | 4 | 0 | 0 | 0 | 2 | 1 | 0 | 2 | Packard, Steven dh | 4 | 0 | 0 | 0 | 0 | 1 | 0 | 0 | 1 | |
| Rios, Frankie 2b | 3 | 0 | 2 | 2 | 1 | 0 | 1 | 5 | 0 | Susnara, Tim 1b/c | 3 | 0 | 0 | 0 | 0 | 2 | 13 | 1 | 0 |
| Paulson, Dillon 1b | 4 | 0 | 0 | 0 | 1 | 8 | 1 | 0 | 0 | Patzlaff, Daniel 2b/3b | 2 | 0 | 0 | 0 | 1 | 0 | 1 | 3 | 0 |
| Southall, Reggie ss | 2 | 0 | 0 | 0 | 1 | 2 | 2 | 0 | 0 | Heggen, Slade c | 3 | 1 | 1 | 0 | 0 | 0 | 7 | 3 | 1 |
| Armenta, Angelo ph/ss | 1 | 0 | 0 | 0 | 0 | 0 | 0 | 1 | 0 | Catalano, Nick lf | 0 | 0 | 0 | 0 | 0 | 0 | 1 | 0 | 0 |
| Navilhon, Joe p | 0 | 0 | 0 | 0 | 0 | 0 | 1 | 1 | 0 | Moniot, Travis ss | 2 | 1 | 1 | 1 | 0 | 1 | 0 | 1 | 3 |
| Huberman, Marc p | 0 | 0 | 0 | 0 | 0 | 0 | 1 | 1 | 0 | Krook, Matt p | 0 | 0 | 0 | 0 | 0 | 0 | 0 | 3 | 0 |
| Totals | 30 | 3 | 7 | 2 | 7 | 8 | 24 | 11 | 10 | Mercer, Matt p | 0 | 0 | 0 | 0 | 0 | 0 | 0 | 1 | 0 |
| | | | | | | | | | | Warren, Brac p | 0 | 0 | 0 | 0 | 0 | 0 | 0 | 0 | 0 |
| | | | | | | | | | | Nogosek, Stephen p | 0 | 0 | 0 | 0 | 0 | 0 | 0 | 0 | 0 |
| | | | | | | | | | | Totals | 29 | 4 | 6 | 3 | 3 | 5 | 27 | 16 | 4 |

Score by Innings

| | 1 | 2 | 3 | 4 | 5 | 6 | 7 | 8 | 9 | R | H | E |
|--------|---|---|---|---|---|---|---|---|---|---|---|---|
| USC | 1 | 0 | 0 | 2 | 0 | 0 | 0 | 0 | 0 | 3 | 7 | 2 |
| Oregon | 1 | 1 | 0 | 0 | 1 | 1 | 0 | 0 | X | 4 | 6 | 0 |

E - Martinez, J.(3); Robinson, T.(1). DP - Oregon 2. LOB - USC 10; Oregon 4. 2B - Dempster, C.(4). 3B - Rios, F.(2); Balta, A(2); Heggen, S(1). HR - Moniot, T(2). HBP - Oppenheim, D; Robinson, T. SH - Martinez, J.(3). SB - Robinson, T.(6); Bennett, Jak(1). CS - Rios, F.(4).

| USC | ip | h | r | er | bb | so | ab | bf | Oregon | ip | h | r | er | bb | so | ab | bf |
|----------------|-----|---|---|----|----|----|----|----|------------------|-----|---|---|----|----|----|----|----|
| Navilhon, Joe | 7.0 | 6 | 4 | 3 | 3 | 5 | 26 | 29 | Krook, Matt | 6.0 | 4 | 3 | 3 | 6 | 5 | 18 | 27 |
| Huberman, Marc | 1.0 | 0 | 0 | 0 | 0 | 0 | 3 | 3 | Mercer, Matt | 0.2 | 2 | 0 | 0 | 0 | 1 | 4 | 4 |
| | | | | | | | | | Warren, Brac | 1.1 | 1 | 0 | 0 | 0 | 2 | 5 | 5 |
| | | | | | | | | | Nogosek, Stephen | 1.0 | 0 | 0 | 0 | 1 | 0 | 3 | 4 |

Win - Krook, M (3-1). Loss - Navilhon, J. (3-3). Save - Nogosek, S (8).
WP - Krook, M(7). HBP - by Krook, M (Oppenheim, D); by Krook, M (Robinson, T.). PB - Heggen, S (2(6)).

Umpires - HP: Billy Haze 1B: Steven Corvi 3B: Scott Letendre
Start: 6:03 pm Time: 2:45 Attendance: 1881
Weather: 61 degrees; Clear

**The Automated ScoreBook
USC at**

The Automated ScoreBook
USC at Oregon
Apr 17, 2016 at Eugene, Ore. (PK Park)

USC 5 (15-19,5-7 Pac-12)

Oregon 8 (17-12,7-5 Pac-12)

| Player | ab | r | h | rbi | bb | so | po | a | lob |
|------------------------|-----------|----------|-----------|----------|----------|-----------|-----------|----------|-----|
| Dempster, Corey lf | 4 | 0 | 2 | 1 | 0 | 3 | 0 | 0 | 0 |
| Oppenheim, David dh | 3 | 0 | 0 | 1 | 0 | 2 | 0 | 0 | 1 |
| Martinez, Jeremy c | 5 | 0 | 1 | 0 | 0 | 6 | 4 | 3 | |
| Robinson, Timmy cf | 4 | 0 | 0 | 0 | 0 | 1 | 0 | 0 | |
| Ramirez, AJ rf/1b | 4 | 1 | 2 | 0 | 0 | 0 | 1 | 0 | |
| Rios, Frankie 2b | 4 | 1 | 2 | 0 | 2 | 1 | 2 | 0 | |
| Carrillo, Adalberto 3b | 3 | 2 | 1 | 3 | 1 | 0 | 1 | 0 | 2 |
| Paulson, Dillon 1b | 2 | 1 | 1 | 0 | 2 | 0 | 6 | 0 | 0 |
| Clouse, Turner pr/rf | 0 | 0 | 0 | 0 | 0 | 1 | 1 | 0 | |
| Perez, Brandon ss | 3 | 0 | 1 | 0 | 0 | 2 | 2 | 0 | |
| Armenta, Angelo ph/ss | 1 | 0 | 0 | 0 | 0 | 2 | 0 | 1 | |
| Davis, Kyle p | 0 | 0 | 0 | 0 | 0 | 0 | 0 | 0 | |
| Kriske, Brooks p | 0 | 0 | 0 | 0 | 0 | 0 | 0 | 0 | |
| Totals | 33 | 5 | 10 | 5 | 4 | 24 | 10 | 7 | |

| Player | ab | r | h | rbi | bb | so | po | a | lob |
|-------------------------|-----------|----------|-----------|----------|----------|-----------|-----------|----------|-----|
| Grebeck, Austin cf | 2 | 3 | 1 | 0 | 1 | 0 | 3 | 0 | 0 |
| Kasser, Kyle 3b/1b | 3 | 2 | 2 | 2 | 0 | 2 | 1 | 0 | |
| Balta, A.J. lf | 4 | 0 | 1 | 1 | 0 | 1 | 1 | 0 | 2 |
| Goldfarb, Jakob rf | 1 | 0 | 1 | 1 | 0 | 0 | 0 | 0 | |
| Bennett, Jake rf | 2 | 0 | 2 | 2 | 1 | 0 | 2 | 0 | 0 |
| Catalano, Nick pr/lf | 1 | 0 | 1 | 0 | 0 | 1 | 0 | 0 | |
| Packard, Steven dh | 4 | 0 | 1 | 1 | 0 | 1 | 0 | 0 | 0 |
| Susnara, Tim 1b/c | 4 | 0 | 1 | 0 | 0 | 1 | 10 | 0 | 2 |
| Patzlaff, Daniel 2b/3b | 4 | 0 | 1 | 0 | 0 | 0 | 3 | 2 | |
| Heggen, Slade c | 3 | 1 | 1 | 0 | 0 | 1 | 4 | 1 | 0 |
| Craig-St.Louis, Phil ph | 0 | 0 | 0 | 0 | 1 | 0 | 0 | 0 | |
| Breshears, Carson pr/2b | 0 | 1 | 0 | 0 | 0 | 0 | 0 | 0 | |
| Moniot, Travis ss | 4 | 1 | 1 | 0 | 0 | 1 | 4 | 5 | 0 |
| Peterson, David p | 0 | 0 | 0 | 0 | 0 | 0 | 0 | 2 | 0 |
| Carranza, Isaiah p | 0 | 0 | 0 | 0 | 0 | 0 | 0 | 0 | |
| Warren, Brac p | 0 | 0 | 0 | 0 | 0 | 0 | 0 | 0 | |
| Nogosek, Stephen p | 0 | 0 | 0 | 0 | 0 | 0 | 0 | 0 | |
| Totals | 32 | 8 | 13 | 7 | 5 | 27 | 12 | 8 | |

| Score by Innings | 1 | 2 | 3 | 4 | 5 | 6 | 7 | 8 | 9 | R | H | E |
|------------------|---|---|---|---|---|---|---|---|---|---|----|---|
| USC | 0 | 0 | 1 | 0 | 1 | 0 | 0 | 3 | 0 | 5 | 10 | 1 |
| Oregon | 2 | 3 | 0 | 0 | 0 | 1 | 0 | 2 | X | 8 | 13 | 1 |

E - Dempster, C(2); Moniot, T(7). DP - Oregon 2. LOB - USC 7; Oregon 8. 2B - Bennett, Jak(4); Moniot, T(4). HR - Carrillo, A.(5). HBP - Oppenheim, D; Grebeck, A. SF - Oppenheim, D(1); Bennett, Jak(2). SB - Dempster, C.(6). CS - Martinez, J.(2); Bennett, Jak(3); Catalano, N(1).

| USC | ip | h | r | er | bb | so | ab | bf | Oregon | ip | h | r | er | bb | so | ab | bf |
|----------------|-----|---|---|----|----|----|----|----|------------------|-----|---|---|----|----|----|----|----|
| Davis, Kyle | 5.0 | 8 | 5 | 5 | 2 | 3 | 20 | 24 | Peterson, David | 5.0 | 4 | 2 | 2 | 4 | 2 | 15 | 21 |
| Kriske, Brooks | 3.0 | 5 | 3 | 2 | 3 | 2 | 12 | 16 | Carranza, Isaiah | 2.1 | 3 | 1 | 0 | 2 | 11 | 11 | |
| | | | | | | | | | Warren, Brac | 0.1 | 2 | 2 | 2 | 0 | 2 | 2 | |
| | | | | | | | | | Nogosek, Stephen | 1.1 | 1 | 0 | 0 | 0 | 5 | 5 | |

Win - Peterson, D (3-2). Loss - Davis, K. (2-6). Save - Nogosek, S (9).
HBP - by Davis, K. (Grebeck, A); by Peterson, D (Oppenheim, D); by Kriske, B. (Grebeck, A). PB - Heggen, S(7).

Umpires - HP: Scott Letendre 1B: Billy Haze 3B: Steven Corvi
Start: 12:03 pm Time: 2:52 Attendance: 1803
Weather: Break out the sunscreen

The Automated ScoreBook
#22 Oregon State at Oregon
Apr 18, 2016 at Eugene, Ore. (PK Park)

Oregon State 11 (24-9)

Oregon 10 (17-13)

| Player | ab | r | h | rbi | bb | so | po | a | lob |
|-----------------------|-----------|-----------|-----------|-----------|----------|----------|-----------|-----------|-----|
| Donahue, Christian lf | 5 | 3 | 4 | 1 | 0 | 1 | 1 | 0 | 1 |
| Madrigal, Nick 2b | 6 | 1 | 2 | 1 | 0 | 1 | 3 | 8 | 2 |
| Harrison, KJ 1b | 3 | 2 | 0 | 0 | 3 | 1 | 15 | 1 | 3 |
| Ice, Logan c | 3 | 1 | 3 | 3 | 1 | 0 | 3 | 1 | 0 |
| Anderson, Jack rf | 5 | 1 | 1 | 1 | 0 | 0 | 0 | 1 | |
| King, Billy dh | 4 | 1 | 2 | 2 | 0 | 0 | 0 | 2 | |
| Grenier, Cadyn pr/3b | 0 | 1 | 0 | 0 | 0 | 0 | 1 | 0 | |
| Nobach, Kyle cf | 3 | 0 | 0 | 0 | 1 | 3 | 0 | 1 | |
| Kwan, Steven ph/cf | 0 | 0 | 0 | 0 | 0 | 0 | 0 | 0 | |
| Morrison, Trevor ss | 5 | 0 | 2 | 1 | 0 | 2 | 0 | 0 | 0 |
| Hamilton, Caleb 3b/lf | 4 | 1 | 1 | 2 | 0 | 0 | 1 | 0 | |
| Fehmel, Bryce p | 0 | 0 | 0 | 0 | 0 | 0 | 0 | 0 | |
| Britton, Jordan p | 0 | 0 | 0 | 0 | 0 | 0 | 0 | 0 | |
| Hickey, Mitch p | 0 | 0 | 0 | 0 | 0 | 0 | 0 | 0 | |
| Church, Scotland p | 0 | 0 | 0 | 0 | 0 | 0 | 0 | 0 | |
| Martinek, Christian p | 0 | 0 | 0 | 0 | 0 | 0 | 0 | 0 | |
| Kelly, Austin p | 0 | 0 | 0 | 0 | 0 | 0 | 1 | 0 | |
| Engelbrekt, Max p | 0 | 0 | 0 | 0 | 0 | 0 | 0 | 0 | |
| Totals | 38 | 11 | 15 | 11 | 4 | 4 | 27 | 13 | |

| Player | ab | r | h | rbi | bb | so | po | a | lob |
|----------------------------|-----------|-----------|-----------|-----------|----------|----------|-----------|-----------|-----------|
| Grebeck, Austin cf | 3 | 1 | 0 | 0 | 1 | 1 | 1 | 0 | 0 |
| Kasser, Kyle 3b | 5 | 0 | 1 | 0 | 0 | 0 | 0 | 3 | 3 |
| Balta, A.J. lf | 5 | 1 | 0 | 0 | 1 | 1 | 1 | 0 | 2 |
| Bennett, Jake rf | 3 | 2 | 1 | 0 | 2 | 0 | 2 | 0 | 0 |
| Catalano, Nick pr/lf | 1 | 0 | 1 | 2 | 0 | 0 | 1 | 0 | 0 |
| Packard, Steven dh | 6 | 1 | 3 | 3 | 0 | 0 | 0 | 0 | 1 |
| Susnara, Tim 1b/c | 3 | 1 | 1 | 0 | 2 | 1 | 8 | 1 | 0 |
| Patzlaff, Daniel 2b | 3 | 1 | 1 | 2 | 1 | 2 | 3 | 0 | |
| Heggen, Slade c | 1 | 0 | 0 | 0 | 0 | 1 | 0 | 2 | |
| Craig-St.Louis, Phil ph/1b | 4 | 1 | 2 | 1 | 0 | 0 | 7 | 0 | 5 |
| Moniot, Travis ss | 4 | 2 | 3 | 3 | 1 | 0 | 3 | 4 | 0 |
| Robeniol, Kyle p | 0 | 0 | 0 | 0 | 0 | 0 | 0 | 0 | |
| Kelly, Parker p | 0 | 0 | 0 | 0 | 0 | 0 | 0 | 0 | |
| Stringer, Cole p | 0 | 0 | 0 | 0 | 0 | 0 | 0 | 0 | |
| Stiles, Cooper p | 0 | 0 | 0 | 0 | 0 | 0 | 0 | 0 | |
| Mercer, Matt p | 0 | 0 | 0 | 0 | 0 | 0 | 0 | 0 | |
| Totals | 38 | 10 | 13 | 10 | 9 | 4 | 27 | 14 | 13 |

| Score by Innings | 1 | 2 | 3 | 4 | 5 | 6 | 7 | 8 | 9 | R | H | E |
|------------------|---|---|---|---|---|---|---|---|---|----|----|---|
| Oregon State | 1 | 0 | 6 | 1 | 0 | 0 | 0 | 0 | 3 | 11 | 15 | 0 |
| Oregon | 0 | 0 | 0 | 2 | 0 | 6 | 0 | 0 | 2 | 10 | 13 | 1 |

E - Patzlaff, D(5). DP - Oregon 1. LOB - Oregon State 10; Oregon 13. 2B - Donahue 2(7); Ice(8); Morrison(6); Hamilton(3); Catalano, N(3); Susnara, T(6); Moniot, T(5). 3B - Packard, S(1). HR - Packard, S(4); Moniot, T(4). HBP - Nobach; Hamilton; Grebeck, A. SH - Donahue(3); Kwan(3); Grebeck, A(5); Kasser, K(4). SF - Ice(4); King(3). SB - Donahue(6); Anderson(1); Susnara, T(5).

| Oregon State | ip | h | r | er | bb | so | ab | bf | Oregon | ip | h | r | er | bb | so | ab | bf |
|---------------------|-----|---|---|----|----|----|----|----|----------------|-----|---|---|----|----|----|----|----|
| Britton, Bryce | 3.2 | 5 | 2 | 2 | 2 | 2 | 16 | 18 | Robeniol, Kyle | 2.0 | 6 | 7 | 5 | 2 | 0 | 12 | 15 |
| Britton, Jordan | 1.1 | 3 | 3 | 0 | 1 | 7 | 8 | | Kelly, Parker | 2.0 | 3 | 1 | 1 | 1 | 1 | 8 | 12 |
| Hickey, Mitch | 0.1 | 1 | 2 | 2 | 1 | 0 | 1 | 3 | Stringer, Cole | 3.0 | 2 | 0 | 0 | 0 | 2 | 9 | 10 |
| Church, Scotland | 0.1 | 0 | 1 | 1 | 1 | 0 | 1 | 2 | Stiles, Cooper | 1.2 | 2 | 2 | 1 | 0 | 1 | 6 | 8 |
| Martinek, Christian | 0.0 | 1 | 0 | 0 | 1 | 0 | 1 | 2 | Mercer, Matt | 0.1 | 2 | 1 | 1 | 0 | 0 | 3 | 3 |
| Kelly, Austin | 0.2 | 0 | 0 | 0 | 2 | 0 | 1 | 4 | | | | | | | | | |
| Engelbrekt, Max | 2.2 | 3 | 2 | 2 | 2 | 1 | 11 | 13 | | | | | | | | | |

Win - Engelbrekt (1-2). Loss - Stiles, C (1-2). Save - None.
WP - Church(1); Engelbrekt(3). HBP - by Kelly, P (Nobach); by Britton (Grebeck, A); by Kelly, P (Hamilton). BK - Mercer, M(1).

Umpires - HP: Randy Sutton 1B: Scott Higgins 3B: Joseph Penna
Start: 6:05 pm Time: 4:13 Attendance: 2902
Weather: Super fire hot
Robeniol, K faced 6 batters in the 3rd.
Kelly, P faced 2 batters in the 5th.
Britton faced 3 batters in the 6th.
Martinek faced 2 batters in the 6th.

2016 Oregon Baseball
Oregon at UCLA
Apr 21, 2016 at Los Angeles, Calif. (Jackie Robinson Std.)

Oregon 3 (17-14,7-6 Pac-12)

UCLA 6 (17-18,7-9 Pac-12)

| Player | ab | r | h | rbi | bb | so | po | a | lob |
|----------------------------|-----------|----------|----------|----------|----------|-----------|----------|----------|-----|
| Grebeck, Austin cf | 4 | 0 | 0 | 1 | 3 | 4 | 0 | 1 | |
| Kasser, Kyle 3b | 4 | 0 | 1 | 1 | 0 | 0 | 1 | 1 | |
| Balta, A.J. lf | 4 | 0 | 1 | 0 | 2 | 2 | 0 | 3 | |
| Bennett, Jake rf | 3 | 0 | 2 | 0 | 1 | 0 | 3 | 0 | |
| Breshears, Carson 2b | 0 | 0 | 0 | 0 | 0 | 0 | 1 | 0 | |
| Packard, Steven dh | 3 | 0 | 0 | 0 | 0 | 0 | 0 | 1 | |
| Catalano, Nick ph | 1 | 0 | 0 | 0 | 0 | 0 | 0 | 0 | |
| Susnara, Tim 1b/c | 4 | 0 | 0 | 0 | 0 | 7 | 1 | 0 | |
| Patzlaff, Daniel 2b | 3 | 2 | 1 | 0 | 0 | 0 | 2 | 1 | |
| Goldfarb, Jakob ph/lf | 1 | 0 | 0 | 0 | 1 | 1 | 0 | 0 | |
| Heggen, Slade c | 1 | 0 | 0 | 0 | 0 | 3 | 0 | 0 | |
| Craig-St.Louis, Phil ph/1b | 2 | 1 | 2 | 2 | 1 | 0 | 3 | 0 | |
| Moniot, Travis ss | 3 | 0 | 0 | 0 | 1 | 2 | 0 | 3 | |
| Krook, Matt p | 0 | 0 | 0 | 0 | 0 | 0 | 0 | 0 | |
| Carranza, Isaiah p | 0 | 0 | 0 | 0 | 0 | 1 | 1 | 0 | |
| Stiles, Cooper p | 0 | 0 | 0 | 0 | 0 | 0 | 0 | 0 | |
| Totals | 33 | 3 | 7 | 3 | 4 | 24 | 9 | 7 | |

| Player | ab | r | h | rbi | bb | so | po | a | lob |
|-----------------------|-----------|----------|----------|----------|----------|-----------|----------|----------|-----|
| Amaral, Daniel lf | 2 | 1 | 0 | 0 | 0 | 0 | 2 | 0 | 0 |
| Stephens, Brett ph/lf | 1 | 0 | 0 | 0 | 0 | 0 | 0 | 0 | 0 |
| Filia, Eric rf | 3 | 2 | 1 | 1 | 2 | 0 | 2 | 0 | 0 |
| Persico, Luke 3b | 3 | 1 | 1 | 1 | 0 | 2 | 1 | 0 | |
| Bouchard, Sean 1b | 3 | 1 | 1 | 0 | 1 | 0 | 2 | 1 | 2 |
| Peterson, Kort dh | 2 | 0 | 0 | 1 | 1 | 0 | 0 | 0 | |
| Bono, Christoph cf | 3 | 0 | 1 | 1 | 0 | 1 | 4 | 0 | 0 |
| Chatterton, Trent ss | 4 | 0 | 1 | 0 | 0 | 2 | 0 | 3 | |
| Urabe, Brett 2b | 4 | 0 | 0 | 0 | 3 | 2 | 4 | 3 | |
| Rosica, Daniel c | 4 | 1 | 1 | 0 | 0 | 8 | 2 | 0 | |
| Canning, Griffin p | 0 | 0 | 0 | 0 | 0 | 0 | 3 | 0 | 0 |
| Virant, Hunter p | 0 | 0 | 0 | 0 | 0 | 0 | 0 | 0 | 0 |
| Forbes, Tucker p | 0 | 0 | 0 | 0 | 0 | 0 | 0 | 0 | 0 |
| Ceja, Moises p | 0 | 0 | 0 | 0 | 0 | 0 | 0 | 0 | 0 |
| Totals | 29 | 6 | 5 | 5 | 5 | 27 | 8 | 8 | |

| Score by Innings | 1 | 2 | 3 | 4 | 5 | 6 | 7 | 8 | 9 | R | H | E |
|------------------|---|---|---|---|---|---|---|---|---|---|---|---|
| Oregon | 0 | 0 | 0 | 0 | 2 | 0 | 1 | 0 | 0 | 3 | 7 | 1 |
| UCLA | 4 | 0 | 0 | 2 | 0 | 0 | 0 | X | | 6 | 5 | 1 |

E - Kasser, K(3); Chatterton(6). LOB - Oregon 7; UCLA 8. 2B - Bono(3); Rosica(4). HR - St. Louis(3). HBP - Amaral; Peterson; Bono. SH - Amaral(3). SB - Filia(6). CS - Balta, A(2); Bennett, Jak(4).

| Oregon | ip | h | r | er | bb | so | ab | bf | UCLA | ip | h | r | er | bb | so | ab | bf |
|------------------|-----|---|---|----|----|----|----|----|------------------|-----|---|---|----|----|----|----|----|
| Krook, Matt | 1.2 | 1 | 4 | 3 | 5 | 2 | 6 | 12 | Canning, Griffin | 6.2 | 6 | 3 | 2 | 3 | 6 | 26 | 29 |
| Carranza, Isaiah | 2.0 | 3 | 2 | 2 | | | | | | | | | | | | | |

2016 Oregon Baseball
Oregon at UCLA
Apr 23, 2016 at Los Angeles, Calif. (Jackie Robinson Std.)

Oregon 1 (17-16,7-6 Pac-12)

UCLA 13 (19-18,9-9 Pac-12)

| Player | ab | r | h | rbi | bb | so | po | a | lob | Player | ab | r | h | rbi | bb | so | po | a | lob |
|----------------------------|----|---|---|-----|----|----|----|----|-----|-----------------------|----|----|----|-----|----|----|----|----|-----|
| Grebeck, Austin cf | 3 | 0 | 0 | 0 | 1 | 0 | 0 | 0 | 0 | Amaral, Daniel lf | 3 | 0 | 0 | 0 | 1 | 1 | 0 | 0 | 3 |
| Catalano, Nick ph/cf | 1 | 0 | 0 | 0 | 1 | 1 | 0 | 1 | 0 | Stephens, Brett ph/lf | 3 | 2 | 2 | 2 | 0 | 0 | 0 | 0 | 0 |
| Kasser, Kyle 1b/3b | 3 | 1 | 1 | 0 | 2 | 3 | 0 | 0 | 0 | Filla, Eric rf | 3 | 2 | 1 | 2 | 3 | 1 | 0 | 0 | 0 |
| Balta, A.J. lf | 3 | 0 | 0 | 0 | 1 | 0 | 0 | 1 | 0 | Persico, Luke 3b | 3 | 2 | 2 | 2 | 1 | 0 | 0 | 1 | 0 |
| Goldfarb, Jakob rf | 1 | 0 | 1 | 0 | 0 | 0 | 0 | 0 | 0 | Bouchard, Sean 1b | 3 | 1 | 0 | 1 | 2 | 0 | 13 | 0 | 2 |
| Bennett, Jake rf | 3 | 0 | 0 | 0 | 0 | 2 | 0 | 0 | 0 | Peterson, Kort dh | 2 | 2 | 2 | 2 | 1 | 0 | 0 | 0 | 0 |
| Kroon, Matt 1b | 1 | 0 | 0 | 0 | 0 | 1 | 0 | 0 | 0 | Pries, Jake ph | 0 | 0 | 0 | 0 | 0 | 0 | 0 | 0 | 0 |
| Packard, Steven dh | 4 | 0 | 1 | 1 | 0 | 0 | 0 | 0 | 0 | Bono, Christoph cf | 4 | 0 | 1 | 1 | 0 | 2 | 4 | 0 | 2 |
| Susnara, Tim c | 3 | 0 | 0 | 0 | 1 | 4 | 0 | 0 | 0 | Chatterton, Trent ss | 5 | 1 | 2 | 1 | 0 | 0 | 1 | 2 | 0 |
| Patzlaff, Daniel 3b/2b | 4 | 0 | 1 | 0 | 1 | 4 | 5 | 2 | 0 | Urabe, Brett 2b | 4 | 1 | 2 | 1 | 0 | 0 | 2 | 7 | 1 |
| Breshears, Carson 2b | 0 | 0 | 0 | 0 | 0 | 1 | 0 | 0 | 0 | Rosica, Daniel c | 5 | 2 | 2 | 1 | 0 | 0 | 6 | 0 | 2 |
| Craig-St.Louis, Phil ph/1b | 3 | 0 | 0 | 0 | 1 | 9 | 0 | 2 | 0 | Molnar, Kyle p | 0 | 0 | 0 | 0 | 0 | 0 | 0 | 0 | 0 |
| Moniot, Travis ss | 1 | 0 | 0 | 0 | 0 | 0 | 3 | 0 | 0 | Bird, Jake p | 0 | 0 | 0 | 0 | 0 | 0 | 0 | 0 | 0 |
| Eureste, Matt ph/3b | 2 | 0 | 1 | 0 | 0 | 0 | 1 | 0 | 0 | Hadley, Nathan p | 0 | 0 | 0 | 0 | 0 | 0 | 0 | 0 | 0 |
| Peterson, David p | 0 | 0 | 0 | 0 | 0 | 0 | 2 | 0 | 0 | Totals | 35 | 13 | 14 | 13 | 7 | 4 | 27 | 10 | 10 |
| Karraker, Jack p | 0 | 0 | 0 | 0 | 0 | 0 | 0 | 0 | 0 | | | | | | | | | | |
| Stringer, Cole p | 0 | 0 | 0 | 0 | 0 | 0 | 0 | 0 | 0 | | | | | | | | | | |
| Stiles, Cooper p | 0 | 0 | 0 | 0 | 0 | 0 | 0 | 0 | 0 | | | | | | | | | | |
| Kelly, Parker p | 0 | 0 | 0 | 0 | 0 | 0 | 1 | 0 | 0 | | | | | | | | | | |
| Nogosek, Stephen p | 0 | 0 | 0 | 0 | 0 | 0 | 0 | 0 | 0 | | | | | | | | | | |
| Totals | 32 | 1 | 5 | 1 | 2 | 6 | 24 | 15 | 6 | | | | | | | | | | |

| Score by Innings | 1 | 2 | 3 | 4 | 5 | 6 | 7 | 8 | 9 | R | H | E |
|------------------|---|---|---|---|---|---|---|---|---|----|----|---|
| Oregon | 0 | 0 | 0 | 0 | 0 | 0 | 0 | 0 | 1 | 1 | 5 | 0 |
| UCLA | 4 | 0 | 0 | 0 | 6 | 3 | 0 | 0 | X | 13 | 14 | 0 |

DP - Oregon 2. LOB - Oregon 6; UCLA 10. 2B - Stephens 2(9); Filla(8); Chatterton(5); Rosica(5). HR - Persico(2). HBP - Persico; Peterson; Pries; Urabe. SH - Bono(7). SB - Urabe(3).

| Oregon | ip | h | r | er | bb | so | ab | bf | UCLA | ip | h | r | er | bb | so | ab | bf |
|------------------|-----|---|---|----|----|----|----|----|----------------|-----|---|---|----|----|----|----|----|
| Peterson, David | 4.2 | 9 | 7 | 7 | 4 | 2 | 21 | 27 | Molnar, Kyle | 7.0 | 2 | 0 | 0 | 1 | 5 | 23 | 24 |
| Karraker, Jack | 0.0 | 1 | 3 | 3 | 3 | 0 | 1 | 4 | Bird, Jake | 1.0 | 1 | 0 | 0 | 0 | 1 | 4 | 4 |
| Stringer, Cole | 0.1 | 2 | 2 | 2 | 0 | 1 | 3 | 4 | Hadley, Nathan | 1.0 | 2 | 1 | 1 | 1 | 0 | 5 | 6 |
| Stiles, Cooper | 1.0 | 2 | 1 | 1 | 0 | 0 | 4 | 5 | | | | | | | | | |
| Kelly, Parker | 1.0 | 0 | 0 | 0 | 0 | 0 | 3 | 4 | | | | | | | | | |
| Nogosek, Stephen | 1.0 | 0 | 0 | 0 | 0 | 1 | 3 | 3 | | | | | | | | | |

Win - Molnar (3-4). Loss - Peterson, D (3-3). Save - None.
 WP - Stiles, C(1). HBP - by Peterson, D (Peterson); by Stringer, C (Urabe); by Stiles, C (Persico); by Kelly, P (Pries).

Umpires - HP: Adam Dowdy 1B: Scott Higgins 3B: Barry Larson
 Start: 1:06 pm Time: 3:04 Attendance: 1389
 Weather: 73 degrees, sunny
 Karraker, J faced 4 batters in the 5th.
 Stringer, C faced 2 batters in the 6th.

The Automated ScoreBook
#18 Oregon State at Oregon
Apr 27, 2016 at Eugene, Ore. (PK Park)

Oregon State 6 (26-11)

Oregon 7 (18-16)

| Player | ab | r | h | rbi | bb | so | po | a | lob | Player | ab | r | h | rbi | bb | so | po | a | lob |
|--------------------------|----|---|---|-----|----|----|----|---|-----|-------------------------|----|---|---|-----|----|----|----|---|-----|
| Donahue, Christian lf/2b | 4 | 0 | 2 | 0 | 1 | 0 | 2 | 0 | 0 | Grebeck, Austin cf | 3 | 1 | 0 | 1 | 1 | 1 | 4 | 1 | 1 |
| Madrigal, Nick 2b/ss | 5 | 1 | 2 | 0 | 0 | 0 | 1 | 1 | 0 | Kasser, Kyle 1b/3b | 4 | 0 | 0 | 0 | 0 | 1 | 4 | 1 | 0 |
| Ice, Logan c | 5 | 1 | 0 | 0 | 0 | 2 | 7 | 1 | 2 | Bennett, Jake lf | 4 | 1 | 2 | 0 | 1 | 0 | 0 | 0 | 0 |
| Harrison, KJ 1b | 3 | 2 | 1 | 0 | 1 | 2 | 7 | 0 | 1 | Goldfarb, Jakob rf | 0 | 0 | 0 | 0 | 0 | 0 | 0 | 0 | 0 |
| Greiner, Michael dh | 2 | 0 | 1 | 1 | 0 | 1 | 0 | 0 | 0 | Packard, Steven dh | 3 | 1 | 1 | 0 | 0 | 0 | 0 | 0 | 0 |
| King, Billy ph/dh | 2 | 1 | 1 | 0 | 0 | 0 | 0 | 0 | 0 | Catalano, Nick rf/lf | 3 | 1 | 1 | 0 | 1 | 1 | 0 | 0 | 0 |
| Atwood, Andy rf/cf | 1 | 0 | 1 | 0 | 0 | 2 | 0 | 0 | 0 | Eureste, Matt 3b | 2 | 1 | 0 | 0 | 1 | 1 | 1 | 1 | 2 |
| Kwan, Steven ph/cf | 1 | 0 | 1 | 0 | 0 | 1 | 0 | 0 | 0 | Kroon, Matt 1b | 0 | 0 | 0 | 0 | 0 | 0 | 4 | 1 | 0 |
| Nobach, Kyle cf | 1 | 0 | 0 | 0 | 0 | 0 | 0 | 0 | 0 | Patzlaff, Daniel 2b | 2 | 1 | 1 | 0 | 0 | 1 | 2 | 0 | 0 |
| Anderson, Jack ph/rf | 3 | 0 | 1 | 2 | 0 | 1 | 2 | 0 | 1 | Craig-St.Louis, Phil ph | 1 | 0 | 0 | 0 | 0 | 0 | 0 | 0 | 0 |
| Morrison, Trevor ss/3b | 2 | 0 | 0 | 1 | 1 | 0 | 1 | 0 | 1 | Breshears, Carson 2b | 0 | 0 | 0 | 0 | 0 | 0 | 0 | 0 | 0 |
| Grenier, Cady 3b | 2 | 0 | 0 | 0 | 0 | 2 | 1 | 2 | 0 | Susnara, Tim c | 2 | 0 | 1 | 1 | 0 | 0 | 10 | 1 | 0 |
| Larnach, Trevor ph/rf | 1 | 0 | 0 | 0 | 1 | 1 | 0 | 0 | 1 | Moniot, Travis ss | 3 | 1 | 0 | 0 | 0 | 2 | 1 | 2 | 0 |
| Hamilton, Caleb pr | 0 | 1 | 0 | 0 | 0 | 0 | 0 | 0 | 0 | Stringer, Cole p | 0 | 0 | 0 | 0 | 0 | 0 | 0 | 0 | 0 |
| Martinek, Christian p | 0 | 0 | 0 | 0 | 0 | 0 | 0 | 0 | 0 | Zwetsch, Connor p | 0 | 0 | 0 | 0 | 0 | 0 | 0 | 0 | 0 |
| Kelly, Austin p | 0 | 0 | 0 | 0 | 0 | 0 | 0 | 0 | 0 | Robeniol, Kyle p | 0 | 0 | 0 | 0 | 0 | 0 | 0 | 0 | 0 |
| Church, Scotland p | 0 | 0 | 0 | 0 | 0 | 1 | 3 | 0 | 0 | Kelly, Parker p | 0 | 0 | 0 | 0 | 0 | 0 | 0 | 0 | 0 |
| Fehmel, Bryce p | 0 | 0 | 0 | 0 | 0 | 0 | 1 | 0 | 0 | Stiles, Cooper p | 0 | 0 | 0 | 0 | 0 | 0 | 0 | 0 | 0 |
| Totals | 32 | 6 | 9 | 5 | 4 | 10 | 24 | 9 | 6 | Karraker, Jack p | 0 | 0 | 0 | 0 | 0 | 0 | 0 | 0 | 0 |
| | | | | | | | | | | Warren, Brac p | 0 | 0 | 0 | 0 | 0 | 0 | 1 | 0 | 0 |
| | | | | | | | | | | Nogosek, Stephen p | 0 | 0 | 0 | 0 | 0 | 0 | 0 | 0 | 0 |
| | | | | | | | | | | Totals | 27 | 7 | 5 | 6 | 3 | 7 | 27 | 9 | 3 |

| Score by Innings | 1 | 2 | 3 | 4 | 5 | 6 | 7 | 8 | 9 | R | H | E |
|------------------|---|---|---|---|---|---|---|---|---|---|---|---|
| Oregon State | 0 | 0 | 0 | 3 | 0 | 2 | 0 | 0 | 1 | 6 | 9 | 1 |
| Oregon | 0 | 7 | 0 | 0 | 0 | 0 | 0 | 0 | X | 7 | 5 | 2 |

E - Grenier(7); Goldfarb, J(1); Eureste, M(2). DP - Oregon 1. LOB - Oregon State 6; Oregon 3. 2B - Bennett, Jak(5); Packard, S(8). HBP - Catalano, N; Kroon, M; Patzlaff, D. SH - Kwan(4); Susnara, T(2). SF - Atwood(1); Morrison(4). SB - Donahue(9); Catalano, N(4). CS - Kroon, M(2).

| Oregon State | ip | h | r | er | bb | so | ab | bf | Oregon | ip | h | r | er | bb | so | ab | bf |
|---------------------|-----|---|---|----|----|----|----|----|------------------|-----|---|---|----|----|----|----|----|
| Martinek, Christian | 1.0 | 1 | 2 | 2 | 0 | 1 | 4 | 5 | Stringer, Cole | 2.0 | 0 | 0 | 0 | 1 | 3 | 6 | 7 |
| Kelly, Austin | 0.0 | 2 | 4 | 1 | 2 | 0 | 3 | 5 | Zwetsch, Connor | 1.0 | 0 | 0 | 0 | 1 | 1 | 2 | 3 |
| Church, Scotland | 6.1 | 2 | 1 | 0 | 1 | 6 | 19 | 23 | Robeniol, Kyle | 0.1 | 2 | 3 | 1 | 0 | 0 | 3 | 5 |
| Fehmel, Bryce | 0.2 | 0 | 0 | 0 | 0 | 0 | 1 | 1 | Kelly, Parker | 1.2 | 2 | 0 | 0 | 0 | 1 | 6 | 6 |
| | | | | | | | | | Stiles, Cooper | 1.0 | 3 | 2 | 2 | 0 | 1 | 4 | 6 |
| | | | | | | | | | Karraker, Jack | 1.0 | 0 | 0 | 0 | 0 | 0 | 3 | 3 |
| | | | | | | | | | Warren, Brac | 1.0 | 1 | 0 | 0 | 0 | 2 | 4 | 4 |
| | | | | | | | | | Nogosek, Stephen | 1.0 | 1 | 1 | 0 | 1 | 2 | 4 | 5 |

Win - Stringer, C (1-0). Loss - Martinek (0-1). Save - Nogosek, S (10).
 HBP - by Martinek (Catalano, N); by Church (Patzlaff, D); by Church (Kroon, M).

Umpires - HP: Jeff Henrichs 1B: Craig Compton 3B: Shawn Rakos
 Start: 7:05 pm Time: 3:13 Attendance: 1883
 Weather: Could be dry or wet
 Martinek faced 2 batters in the 2nd.
 Kelly faced 5 batters in the 2nd.

The Automated ScoreBook
Washington State at Oregon
Apr 29, 2016 at Eugene, Ore. (PK Park)

Washington State 4 (14-23,7-12 Pac-12)

Oregon 0 (18-17,7-9 Pac-12)

| Player | ab | r | h | rbi | bb | so | po | a | lob | Player | ab | r | h | rbi | bb | so | po | a | lob |
|----------------------|----|---|---|-----|----|----|----|----|-----|----------------------------|----|---|---|-----|----|----|----|---|-----|
| Stemp, Trek 2b | 5 | 1 | 1 | 0 | 0 | 0 | 1 | 0 | 0 | Grebeck, Austin cf | 4 | 0 | 0 | 0 | 1 | 4 | 0 | 0 | 0 |
| Shirer, Dugan cf | 2 | 0 | 0 | 0 | 2 | 1 | 2 | 0 | 0 | Kasser, Kyle 3b | 3 | 0 | 0 | 0 | 1 | 0 | 2 | 2 | 0 |
| Hatten, Weston rf | 4 | 1 | 1 | 0 | 1 | 0 | 1 | 0 | 1 | Bennett, Jake lf/rf | 3 | 0 | 0 | 0 | 1 | 2 | 0 | 0 | 2 |
| McGrath, Patrick 1b | 4 | 2 | 1 | 0 | 0 | 2 | 10 | 1 | 2 | Packard, Steven dh | 3 | 0 | 0 | 0 | 1 | 0 | 0 | 0 | 0 |
| Johnson, Ty c | 4 | 0 | 4 | 2 | 0 | 0 | 8 | 2 | 0 | Catalano, Nick rf | 1 | 0 | 0 | 0 | 0 | 2 | 0 | 0 | 0 |
| Frost, Cameron lf | 2 | 0 | 0 | 1 | 1 | 1 | 3 | 0 | 0 | Balta, A.J. ph/lf | 2 | 0 | 1 | 0 | 0 | 0 | 1 | 0 | 0 |
| Van Horn, Stefan dh | 3 | 0 | 1 | 1 | 0 | 1 | 0 | 0 | 0 | Susnara, Tim c | 3 | 0 | 0 | 0 | 1 | 1 | 7 | 1 | 1 |
| Chapman, Derek ph/dh | 1 | 0 | 0 | 0 | 0 | 0 | 0 | 0 | 0 | Patzlaff, Daniel 2b | 2 | 0 | 0 | 0 | 1 | 1 | 4 | 2 | 1 |
| Strunc, Jack ss | 4 | 0 | 1 | 0 | 0 | 1 | 2 | 5 | 2 | Goldfarb, Jakob ph | 1 | 0 | 1 | 0 | 0 | 0 | 0 | 0 | 0 |
| Matheny, Shane 3b | 4 | 0 | 0 | 0 | 0 | 2 | 0 | 0 | 4 | Kroon, Matt 1b | 1 | 0 | 0 | 0 | 0 | 1 | 4 | 0 | 0 |
| Jones, Damon p | 0 | 0 | 0 | 0 | 0 | 1 | 0 | 0 | 0 | Craig-St.Louis, Phil ph/1b | 3 | 0 | 0 | 0 | 0 | 0 | 1 | 0 | 4 |
| Walker, Ryan p | 0 | 0 | 0 | 0 | 0 | 0 | 2 | 0 | 0 | Moniot, Travis ss | 2 | 0 | 0 | 0 | 1 | 2 | 1 | 2 | 0 |
| Totals | 33 | 4 | 9 | 4 | 4 | 8 | 27 | 11 | 9 | Krook, Matt p | 0 | 0 | 0 | 0 | 0 | 0 | 0 | 0 | 0 |
| | | | | | | | | | | Mercer, Matt p | 0 | 0 | 0 | 0 | 0 | 0 | 1 | 1 | 0 |
| | | | | | | | | | | Karraker, Jack p | 0 | 0 | 0 | 0 | 0 | 0 | 0 | 0 | 0 |
| | | | | | | | | | | Totals | 28 | 0 | 2 | 0 | 5 | 9 | 27 | 8 | 8 |

**The Automated ScoreBook
Washington State at Oregon
May 01, 2016 at Eugene, Ore. (PK Park)**

Washington State 7 (14-25,7-14 Pac-12)

Oregon 11 (20-17,9-9 Pac-12)

| Player | ab | r | h | rbi | bb | so | po | a | lob |
|------------------------|-----------|----------|----------|----------|----------|-----------|-----------|-----------|----------|
| Stemp, Trek 2b | 5 | 1 | 1 | 0 | 0 | 2 | 1 | 1 | 0 |
| Shirer, Dugan cf | 5 | 0 | 1 | 2 | 0 | 2 | 2 | 0 | 2 |
| Johnson, Ty dh | 3 | 1 | 1 | 0 | 2 | 1 | 0 | 0 | 1 |
| McGrath, Patrick 1b | 4 | 1 | 1 | 0 | 1 | 12 | 1 | 0 | 0 |
| Hatten, Weston rf | 3 | 1 | 1 | 1 | 1 | 3 | 0 | 0 | 0 |
| Frost, Cameron lf | 4 | 1 | 1 | 0 | 0 | 2 | 3 | 1 | 3 |
| Cerrillo, Mason ph | 1 | 0 | 0 | 0 | 0 | 0 | 0 | 1 | 0 |
| Van Horn, Stefan c | 4 | 0 | 0 | 1 | 0 | 0 | 0 | 0 | 0 |
| Strunc, Jack ss | 4 | 1 | 2 | 0 | 0 | 0 | 1 | 6 | 1 |
| Matheny, Shane 3b | 4 | 1 | 1 | 0 | 0 | 1 | 0 | 3 | 0 |
| Dupre, Trenton p | 0 | 0 | 0 | 0 | 0 | 0 | 0 | 0 | 0 |
| Sunitsch, Scotty p | 0 | 0 | 0 | 0 | 0 | 0 | 1 | 1 | 0 |
| Nealy, Colby p | 0 | 0 | 0 | 0 | 0 | 0 | 0 | 0 | 0 |
| Bruner, Layne p | 0 | 0 | 0 | 0 | 0 | 0 | 0 | 0 | 0 |
| Greenfield, Chandler p | 0 | 0 | 0 | 0 | 0 | 0 | 0 | 0 | 0 |
| Totals | 37 | 7 | 9 | 4 | 4 | 10 | 24 | 13 | 8 |

| Score by Innings | 1 | 2 | 3 | 4 | 5 | 6 | 7 | 8 | 9 | R | H | E |
|------------------|---|---|---|---|---|---|---|---|---|----|----|---|
| Washington State | 0 | 0 | 2 | 2 | 0 | 2 | 1 | 0 | 0 | 7 | 9 | 0 |
| Oregon | 1 | 0 | 0 | 1 | 1 | 2 | 0 | 6 | X | 11 | 13 | 2 |

E - Kasser, K(4); Susnara, T(5). LOB - WSU 8; Oregon 6. 2B - Shirer, D(3); Frost, C(5); Susnara, T 2(8). HBP - Balta, A; Heggen, S. SH - Hatten, W(2); Grebeck, A(6); Kasser, K(5). SB - Stemp, T(11); Balta, A(4); Bennett, Jak(2).

| Washington State | ip | h | r | er | bb | so | ab | bf |
|----------------------|-----|---|---|----|----|----|----|----|
| Dupre, Trenton | 3.2 | 4 | 2 | 1 | 0 | 1 | 15 | 15 |
| Sunitsch, Scotty | 4.0 | 7 | 7 | 7 | 1 | 1 | 17 | 21 |
| Nealy, Colby | 0.0 | 1 | 2 | 2 | 1 | 0 | 1 | 2 |
| Bruner, Layne | 0.0 | 1 | 0 | 0 | 0 | 0 | 1 | 2 |
| Greenfield, Chandler | 0.1 | 0 | 0 | 0 | 0 | 0 | 1 | 1 |

Win - Nogosek, S (2-1). Loss - Sunitsch, S (3-1). Save - None.
WP - Dupre, T(4); Peterson, D(6); Warren, B(4). HBP - by Sunitsch, S (Heggen, S); by Bruner, L (Balta, A). PB - Van Horn, S(6); Heggen, S 2(10).

Umpires - HP: Kellen Levy 1B: Joe Burslen 3B: Travis Reinger
Start: 12:03 pm Time: 3:11 Attendance: 1625
Weather: Gonna be a warm one
Nealy, C faced 2 batters in the 8th.
Bruner, L faced 2 batters in the 8th.

**2016 Oregon Baseball
San Diego vs Oregon
May 02, 2016 at Hillsboro, Ore. (Ron Tonkin Field)**

San Diego 2 (23-25)

Oregon 5 (21-17)

| Player | ab | r | h | rbi | bb | so | po | a | lob |
|----------------------------|-----------|----------|-----------|----------|----------|----------|-----------|-----------|----------|
| GARDNER, Daniel cf | 2 | 0 | 0 | 0 | 1 | 0 | 2 | 0 | 0 |
| BRIGMAN, Bryson ss | 3 | 0 | 0 | 0 | 0 | 1 | 3 | 3 | 0 |
| BEWLEY, Brheth 2b | 4 | 0 | 2 | 1 | 0 | 0 | 1 | 2 | 1 |
| GARCIA, Roman 1b | 3 | 0 | 1 | 0 | 0 | 1 | 6 | 2 | 1 |
| DOYLE, Connor pr | 0 | 0 | 0 | 0 | 0 | 0 | 0 | 0 | 0 |
| STINNETT, Aidan 1b | 0 | 0 | 0 | 0 | 0 | 0 | 1 | 1 | 0 |
| ADAMS, Riley c | 4 | 0 | 2 | 0 | 0 | 0 | 7 | 1 | 0 |
| COLLARD, Kevin lf | 4 | 0 | 1 | 0 | 0 | 0 | 1 | 0 | 3 |
| SMITH, Jerod dh | 2 | 0 | 0 | 0 | 0 | 0 | 0 | 0 | 0 |
| SCHUYLER, Jay ph/dh | 1 | 0 | 0 | 0 | 0 | 0 | 0 | 0 | 1 |
| BONDS, James ph | 1 | 0 | 1 | 0 | 0 | 0 | 0 | 0 | 0 |
| HOUGHTBY, Jeff 3b | 3 | 1 | 1 | 0 | 1 | 0 | 2 | 1 | 0 |
| DUNLAP, Spencer rf | 1 | 0 | 0 | 0 | 0 | 0 | 0 | 0 | 0 |
| MERCADO-HOOD, Hunter ph/lf | 3 | 1 | 2 | 1 | 0 | 0 | 1 | 0 | 0 |
| HILL, Jacob p | 0 | 0 | 0 | 0 | 0 | 0 | 0 | 0 | 0 |
| KACZMAREK, Taylor p | 0 | 0 | 0 | 0 | 0 | 0 | 1 | 0 | 0 |
| JUDISH, Wes p | 0 | 0 | 0 | 0 | 0 | 0 | 1 | 1 | 0 |
| Totals | 31 | 2 | 10 | 2 | 2 | 2 | 24 | 12 | 7 |

| Score by Innings | 1 | 2 | 3 | 4 | 5 | 6 | 7 | 8 | 9 | R | H | E |
|------------------|---|---|---|---|---|---|---|---|---|---|----|---|
| San Diego | 0 | 0 | 0 | 0 | 0 | 0 | 0 | 2 | 0 | 2 | 10 | 2 |
| Oregon | 1 | 0 | 0 | 0 | 0 | 0 | 3 | 1 | X | 5 | 9 | 1 |

E - BRIGMAN, B(9); HILL, J(1); Patzlaff, D(6). DP - Oregon 2. LOB - San Diego 7; Oregon 7. 2B - MERCADO-HOOD(17). HR - Balta, A(7). HBP - GARCIA, R; Grebeck, A. SH - GARDNER, D(6); BRIGMAN, B(4); Susnara, T(3). SB - Kroon, M(6). CS - GARDNER, D(5); ADAMS, R(3); HOUGHTBY, J(1); Catalano, N(2).

| San Diego | ip | h | r | er | bb | so | ab | bf |
|-------------------|-----|---|---|----|----|----|----|----|
| HILL, Jacob | 0.0 | 0 | 1 | 0 | 2 | 0 | 1 | 4 |
| KACZMAREK, Taylor | 5.1 | 4 | 0 | 0 | 0 | 1 | 20 | 20 |
| JUDISH, Wes | 2.2 | 5 | 4 | 4 | 0 | 3 | 11 | 12 |

Win - Stringer, C (2-0). Loss - HILL, J (0-2). Save - Nogosek, S (11).
HBP - by HILL, J (Grebeck, A); by Karraker, J (GARCIA, R).

Umpires - HP: Joseph Pena 1B: Todd Ellis 3B: Brent Cunningham
Start: 2:03 pm Time: 2:41 Attendance: 885
Weather: Wait, sun in Hillsboro?
HILL, J faced 4 batters in the 1st.
Stringer, C faced 2 batters in the 8th.

| Player | ab | r | h | rbi | bb | so | po | a | lob |
|-------------------------|-----------|----------|----------|----------|----------|----------|-----------|-----------|----------|
| Grebeck, Austin cf | 3 | 2 | 1 | 0 | 0 | 0 | 0 | 5 | 0 |
| Kasser, Kyle 3b/1b | 3 | 1 | 1 | 0 | 1 | 0 | 0 | 2 | 0 |
| Balta, A.J. lf | 3 | 1 | 1 | 3 | 1 | 0 | 0 | 0 | 0 |
| Goldfarb, Jakob rf | 0 | 0 | 0 | 0 | 0 | 0 | 0 | 0 | 0 |
| Bennett, Jake dh | 4 | 0 | 2 | 0 | 0 | 0 | 0 | 0 | 0 |
| Catalano, Nick rf/lf | 4 | 1 | 2 | 0 | 0 | 0 | 1 | 0 | 0 |
| Susnara, Tim 1b/c | 3 | 0 | 1 | 0 | 0 | 0 | 9 | 3 | 2 |
| Patzlaff, Daniel 2b/3b | 4 | 0 | 0 | 0 | 1 | 4 | 3 | 4 | 0 |
| Heggen, Slade c | 2 | 0 | 0 | 0 | 0 | 1 | 2 | 0 | 0 |
| Breshears, Carson ph/2b | 1 | 0 | 0 | 0 | 1 | 1 | 0 | 0 | 0 |
| Packard, Steven ph | 1 | 0 | 1 | 1 | 0 | 0 | 0 | 0 | 0 |
| Kroon, Matt pr/1b | 0 | 0 | 0 | 0 | 0 | 2 | 0 | 0 | 0 |
| Moniot, Travis ss | 4 | 0 | 0 | 0 | 0 | 1 | 3 | 4 | 1 |
| Stringer, Cole p | 0 | 0 | 0 | 0 | 0 | 0 | 0 | 0 | 0 |
| Karraker, Jack p | 0 | 0 | 0 | 0 | 0 | 0 | 0 | 0 | 0 |
| Nogosek, Stephen p | 0 | 0 | 0 | 0 | 0 | 0 | 0 | 0 | 0 |
| Totals | 32 | 5 | 9 | 4 | 2 | 4 | 27 | 16 | 7 |

2016 miscellaneous stats

2016 Oregon Baseball Season Game Highs for Oregon (as of May 02, 2016) (All games)

TEAM GAME HIGHS

Batting

| | | | |
|------------------|----|---|-------------------------------------|
| At bats: | 44 | - | vs UC Santa Barbara (Mar 05, 2016) |
| Runs scored: | 13 | - | vs UC Santa Barbara (Mar 04, 2016) |
| Hits: | 15 | - | vs California (Apr 10, 2016) |
| RBI's: | 13 | - | vs UC Santa Barbara (Mar 04, 2016) |
| Doubles: | 4 | - | at Washington (Mar 24, 2016) |
| | 4 | - | vs California (Apr 10, 2016) |
| | 4 | - | vs USC (Apr 16, 2016) |
| Triples: | 3 | - | at San Diego State (Feb 20, 2016) |
| Home runs: | 2 | - | (6 times) |
| Total bases: | 25 | - | at San Diego State (Feb 20, 2016) |
| Walks: | 9 | - | at Washington (Mar 24, 2016) |
| | 9 | - | vs USC (Apr 16, 2016) |
| | 9 | - | vs Oregon State (Apr 18, 2016) |
| Strikeouts: | 15 | - | at Mississippi State (Mar 12, 2016) |
| Sac hits: | 2 | - | (7 times) |
| Sac flies: | 2 | - | vs UC Santa Barbara (Mar 04, 2016) |
| | 2 | - | vs USC (Apr 16, 2016) |
| Stolen bases: | 4 | - | at Seattle U (Mar 22, 2016) |
| | 4 | - | at Washington (Mar 24, 2016) |
| Hit by pitch: | 3 | - | vs Oregon State (Apr 27, 2016) |
| Caught stealing: | 2 | - | (4 times) |
| Runners LOB: | 14 | - | at Mississippi State (Mar 12, 2016) |
| | 14 | - | at Washington (Mar 24, 2016) |
| Hit into DP: | 2 | - | at Mississippi State (Mar 13, 2016) |

Fielding

| | | | |
|---------------|----|---|------------------------------------|
| Putouts: | 42 | - | vs UC Santa Barbara (Mar 05, 2016) |
| Assists: | 21 | - | vs UC Santa Barbara (Mar 05, 2016) |
| Errors: | 2 | - | (13 times) |
| Passed balls: | 2 | - | (4 times) |
| DPs turned: | 2 | - | (8 times) |

Pitching

| | | | |
|------------------|------|---|------------------------------------|
| Innings pitched: | 14.0 | - | vs UC Santa Barbara (Mar 05, 2016) |
| Runs allowed: | 13 | - | at UCLA (Apr 23, 2016) |
| Earned runs: | 13 | - | at UCLA (Apr 23, 2016) |
| Walks allowed: | 9 | - | vs Illinois State (Feb 27, 2016) |
| Strikeouts: | 17 | - | vs UC Santa Barbara (Mar 05, 2016) |
| Hits allowed: | 21 | - | vs California (Apr 08, 2016) |
| Doubles allowed: | 5 | - | vs Oregon State (Apr 18, 2016) |
| | 5 | - | at UCLA (Apr 23, 2016) |
| Triples allowed: | 1 | - | (7 times) |
| Homers allowed: | 3 | - | at Washington (Mar 24, 2016) |
| Wild pitches: | 3 | - | at Washington (Mar 26, 2016) |
| | 3 | - | at Notre Dame (Mar 31, 2016) |
| | 3 | - | at UCLA (Apr 22, 2016) |
| Hit batters: | 8 | - | vs UC Santa Barbara (Mar 05, 2016) |

2016 Oregon Baseball Season Game Highs for Oregon (as of May 02, 2016) (All games)

INDIVIDUAL GAME HIGHS

Batting

| | | | |
|------------------|---|---|---|
| At bats: | 6 | - | Craig-St.Louis, Phil vs UC Santa Barbara (Mar 05, 2016) |
| | 6 | - | Packard, Steven vs Oregon State (Apr 18, 2016) |
| Runs scored: | 3 | - | (6 times) |
| Hits: | 4 | - | Bennett, Jake vs Washington State (May 01, 2016) |
| RBI's: | 4 | - | Packard, Steven vs Portland (Apr 06, 2016) |
| Doubles: | 2 | - | Susnara, Tim at San Diego State (Feb 20, 2016) |
| | 2 | - | Susnara, Tim vs Washington State (May 01, 2016) |
| Triples: | 1 | - | (9 times) |
| Home runs: | 1 | - | (22 times) |
| Total bases: | 8 | - | Packard, Steven vs Oregon State (Apr 18, 2016) |
| Walks: | 2 | - | (24 times) |
| Strikeouts: | 3 | - | (10 times) |
| Sac hits: | 2 | - | Kasser, Kyle vs Portland (Apr 06, 2016) |
| Sac flies: | 2 | - | Patzlaff, Daniel vs UC Santa Barbara (Mar 04, 2016) |
| Stolen bases: | 2 | - | Balta, A.J. at Mississippi State (Mar 11, 2016) |
| | 2 | - | Moniot, Travis vs USC (Apr 16, 2016) |
| Hit by pitch: | 2 | - | Susnara, Tim vs Portland (Apr 06, 2016) |
| | 2 | - | Grebeck, Austin vs USC (Apr 17, 2016) |
| Caught stealing: | 2 | - | Bennett, Jake vs California (Apr 10, 2016) |
| Runners LOB: | 6 | - | Moniot, Travis vs UC Santa Barbara (Mar 04, 2016) |
| | 6 | - | Balta, A.J. at Mississippi State (Mar 12, 2016) |

Fielding

| | | | |
|---------------|----|---|---|
| Putouts: | 16 | - | Susnara, Tim vs Illinois State (Feb 26, 2016) |
| Assists: | 7 | - | Patzlaff, Daniel vs Illinois State (Feb 25, 2016) |
| | 7 | - | Moniot, Travis vs Utah (Mar 19, 2016) |
| Errors: | 2 | - | Krook, Matt vs Illinois State (Feb 27, 2016) |
| | 2 | - | Peterson, David vs Illinois State (Feb 28, 2016) |
| Passed balls: | 2 | - | Susnara, Tim vs Utah (Mar 18, 2016) |
| | 2 | - | Heggen, Slade vs USC (Apr 15, 2016) |
| | 2 | - | Heggen, Slade vs Washington State (May 01, 2016) |

Pitching

| | | | |
|------------------|-----|---|--|
| Innings pitched: | 9.0 | - | Irvin, Cole vs Washington State (Apr 30, 2016) |
| Runs allowed: | 10 | - | Irvin, Cole vs California (Apr 08, 2016) |
| Earned runs: | 9 | - | Irvin, Cole vs California (Apr 08, 2016) |
| Walks allowed: | 6 | - | Krook, Matt vs California (Apr 09, 2016) |
| | 6 | - | Krook, Matt vs USC (Apr 15, 2016) |
| Strikeouts: | 13 | - | Peterson, David vs UC Santa Barbara (Mar 06, 2016) |
| | 13 | - | Irvin, Cole vs Washington State (Apr 30, 2016) |
| Hits allowed: | 15 | - | Irvin, Cole vs California (Apr 08, 2016) |
| Doubles allowed: | 3 | - | Carranza, Isaiah vs Illinois State (Feb 25, 2016) |
| Triples allowed: | 1 | - | (7 times) |
| Homers allowed: | 2 | - | Irvin, Cole at Washington (Mar 24, 2016) |
| | 2 | - | Irvin, Cole vs California (Apr 08, 2016) |
| Wild pitches: | 3 | - | Kelly, Parker at Notre Dame (Mar 31, 2016) |
| Hit batters: | 4 | - | Krook, Matt vs UC Santa Barbara (Mar 05, 2016) |

| MULTIPLE HIT GAMES | 2 | 3 | 4 | 5+ | Tot |
|----------------------|-----------|-----------|----------|----------|-----------|
| Tim Susnara | 9 | - | - | - | 9 |
| Jake Bennett | 6 | - | 1 | - | 7 |
| Austin Grebeck | 6 | 1 | - | - | 7 |
| Kyle Kasser | 5 | 2 | - | - | 7 |
| Travis Moniot | 3 | 2 | - | - | 5 |
| A.J. Balta | 4 | - | - | - | 4 |
| Steven Packard | 3 | 1 | - | - | 4 |
| Daniel Patzlaff | 2 | 2 | - | - | 4 |
| Phil Craig-St. Louis | 3 | - | - | - | 3 |
| Nick Catalano | 1 | - | - | - | 1 |
| Jakob Goldfarb | - | 1 | - | - | 1 |
| Slade Heggen | 1 | - | - | - | 1 |
| Matt Kroon | - | 1 | - | - | 1 |
| TEAM | 43 | 10 | 1 | 0 | 54 |

| MULTIPLE RBI GAMES | 2 | 3 | 4 | 5+ | Tot |
|----------------------|-----------|-----------|----------|----------|-----------|
| A.J. Balta | 6 | 5 | - | - | 11 |
| Jake Bennett | 5 | 2 | - | - | 7 |
| Steven Packard | 3 | 3 | 1 | - | 7 |
| Daniel Patzlaff | 4 | 1 | - | - | 5 |
| Kyle Kasser | 3 | 1 | - | - | 4 |
| Phil Craig-St. Louis | 2 | 1 | - | - | 3 |
| Nick Catalano | 2 | - | - | - | 2 |
| Travis Moniot | 1 | 1 | - | - | 2 |
| Tim Susnara | 2 | - | - | - | 2 |
| Carson Breshears | 1 | - | - | - | 1 |
| Austin Grebeck | 1 | - | - | - | 1 |
| Slade Heggen | 1 | - | - | - | 1 |
| Mark Karaviotis | 1 | - | - | - | 1 |
| TEAM | 32 | 14 | 1 | 0 | 47 |

| HITTING STREAKS | Longest | Current |
|----------------------|---------|---------|
| Austin Grebeck | 9 | 1 |
| Daniel Patzlaff | 7 | - |
| Travis Moniot | 5 | - |
| A.J. Balta | 5 | 1 |
| Tim Susnara | 4 | 3 |
| Jake Bennett | 4 | 2 |
| Kyle Kasser | 4 | 3 |
| Slade Heggen | 4 | - |
| Jakob Goldfarb | 3 | 2 |
| Steven Packard | 3 | 2 |
| Phil Craig-St. Louis | 3 | - |
| Matt Kroon | 3 | - |
| Nick Catalano | 3 | 2 |
| Carson Breshears | 1 | - |
| Matt Eureste | 1 | - |
| Mark Karaviotis | 1 | - |

| REACHED BASE STREAKS | Longest | Current |
|----------------------|---------|---------|
| Austin Grebeck | 19 | 3 |
| Daniel Patzlaff | 12 | - |
| A.J. Balta | 11 | 4 |
| Kyle Kasser | 10 | 4 |
| Jake Bennett | 10 | 2 |
| Tim Susnara | 9 | 7 |
| Jakob Goldfarb | 7 | 2 |
| Travis Moniot | 7 | - |
| Steven Packard | 5 | 5 |
| Phil Craig-St. Louis | 5 | - |
| Matt Kroon | 5 | - |
| Matt Eureste | 4 | 2 |
| Slade Heggen | 4 | - |
| Carson Breshears | 3 | - |
| Nick Catalano | 3 | 2 |
| Mark Karaviotis | 2 | - |

| PINCH HITS | BB/HBP/CI | SF | 1B | 2B | 3B | HR | TOTAL |
|----------------------|-----------|----|----|----|----|----|---------|
| Steven Packard | -/-/- | - | 1 | 1 | - | 1 | 3-for-3 |
| Nick Catalano | 3/-/- | - | 2 | 1 | - | - | 3-for-9 |
| Phil Craig-St. Louis | 4/-/- | - | 1 | - | - | 1 | 2-for-9 |
| Mark Karaviotis | -/1/- | - | 1 | - | - | - | 1-for-2 |
| Jake Bennett | -/-/- | - | 1 | - | - | - | 1-for-3 |
| Jakob Goldfarb | -/-/- | - | 1 | - | - | - | 1-for-4 |
| Slade Heggen | 1/-/- | - | - | - | - | - | 0-for-0 |
| Kyle Kasser | 1/-/- | - | - | - | - | - | 0-for-0 |
| Tim Susnara | 1/-/- | - | - | - | - | - | 0-for-0 |
| Matt Eureste | 1/2/- | - | - | - | - | - | 0-for-6 |
| A.J. Balta | -/1/- | - | - | - | - | - | 0-for-1 |
| Carson Breshears | -/-/- | - | - | - | - | - | 0-for-2 |
| Matt Kroon | -/-/- | - | - | - | - | - | 0-for-2 |

games summary/miscellaneous

2016 Oregon Baseball Games Summary for Oregon (as of May 02, 2016) (All games)

| Score by innings | 1 | 2 | 3 | 4 | 5 | 6 | 7 | 8 | 9 | EX | Total |
|------------------|----|----|----|----|----|----|----|----|----|----|-------|
| Oregon | 27 | 29 | 11 | 12 | 25 | 22 | 31 | 26 | 12 | 0 | 195 |
| Opponents | 32 | 12 | 19 | 25 | 23 | 23 | 8 | 22 | 9 | 5 | 178 |

Record when ...

| | | | |
|----------------------|-------|----------------------|-------|
| Overall | 21-17 | After 6 leading | 19-0 |
| Conference | 9-9 | trailing | 1-13 |
| Non-Conference | 12-8 | tied | 1-4 |
| Home games | 15-7 | After 7 leading | 19-0 |
| Away games | 5-10 | trailing | 1-14 |
| Neutral site | 1-0 | tied | 1-3 |
| Day games | 14-8 | After 8 leading | 20-0 |
| Night games | 7-9 | trailing | 0-13 |
| vs Left starter | 8-5 | tied | 1-4 |
| vs Right starter | 13-12 | | |
| 1-Run games | 4-4 | Hit 0 home runs | 11-11 |
| 2-Run games | 5-2 | ... 1 home run | 7-3 |
| 5+Run games | 6-4 | ... 2+ home runs | 3-3 |
| Extra innings | 0-3 | | |
| Shutouts | 2-3 | Opponent 0 home runs | 15-11 |
| | | 1 home run | 6-3 |
| Scoring 0-2 runs | 1-10 | 2+ HRs | 0-3 |
| 3-5 runs | 7-5 | | |
| 6-9 runs | 7-1 | Made 0 errors | 6-2 |
| 10+ runs | 6-1 | 1 error | 7-10 |
| | | 2+ errors | 8-5 |
| Opponent 0-2 runs | 9-2 | | |
| 3-5 runs | 9-6 | Opp. made 0 errors | 7-8 |
| 6-9 runs | 3-5 | 1 error | 7-7 |
| 10+ runs | 0-4 | 2+ errors | 7-2 |
| Scored in 1st inning | 12-5 | Out-hit opponent | 13-3 |
| Opp. scored in 1st | 4-10 | Out-hit by opponent | 7-14 |
| Scores first | 16-5 | Hits are tied | 1-0 |
| Opp. scores first | 5-12 | | |

Record when team scores:

| | | | | | | | | | | | |
|------|-----|-----|-----|-----|-----|-----|-----|-----|-----|-----|-----|
| Runs | 0 | 1 | 2 | 3 | 4 | 5 | 6 | 7 | 8 | 9 | 10+ |
| W-L | 0-3 | 0-2 | 1-5 | 2-3 | 4-2 | 1-0 | 1-1 | 1-0 | 4-0 | 1-0 | 6-1 |

Record when opponent scores:

| | | | | | | | | | | | |
|------|-----|-----|-----|-----|-----|-----|-----|-----|-----|-----|-----|
| Runs | 0 | 1 | 2 | 3 | 4 | 5 | 6 | 7 | 8 | 9 | 10+ |
| W-L | 2-0 | 4-1 | 3-1 | 3-2 | 1-3 | 5-1 | 1-2 | 1-1 | 1-0 | 0-2 | 0-4 |

Record when leading after:

| | | | | | | | | |
|------|------|------|------|------|------|------|------|------|
| Inn. | 1 | 2 | 3 | 4 | 5 | 6 | 7 | 8 |
| W-L | 10-4 | 15-2 | 17-1 | 14-0 | 17-0 | 19-0 | 19-0 | 20-0 |

Record when trailing after:

| | | | | | | | | |
|------|------|------|------|------|------|------|------|------|
| Inn. | 1 | 2 | 3 | 4 | 5 | 6 | 7 | 8 |
| W-L | 2-10 | 0-11 | 2-11 | 4-11 | 1-14 | 1-13 | 1-14 | 0-13 |

Record when tied after:

| | | | | | | | | |
|------|-----|-----|-----|-----|-----|-----|-----|-----|
| Inn. | 1 | 2 | 3 | 4 | 5 | 6 | 7 | 8 |
| W-L | 9-3 | 6-4 | 2-5 | 3-6 | 3-3 | 1-4 | 1-3 | 1-4 |

Current winning streak: 3

Longest winning streak: 5

Longest losing streak: 4

Home attendance : 37444 (22 dates avg = 1702)

Away attendance : 30964 (16 dates avg = 1935)

Total attendance: 68408 (38 dates avg = 1800)

Overall Stats

2016 Oregon Baseball Overall Statistics for Oregon (as of May 02, 2016) (All games Sorted by Batting avg)

Record: 21-17 Home: 15-7 Away: 5-10 Neutral: 1-0 Pac-12: 9-9

| Player | avg | gp-gs | ab | r | h | 2b | 3b | hr | rbi | tb | slg% | bb | hp | so | gdp | ob% | sf | sh | sb-att | po | a | e | fld% |
|----------------------|------|-------|------|-----|-----|----|----|----|-----|-----|------|-----|----|-----|-----|------|----|----|--------|------|-----|----|-------|
| Patzlaff, Daniel | .265 | 37-34 | 102 | 13 | 27 | 3 | 1 | 0 | 15 | 32 | .314 | 16 | 2 | 16 | 1 | .369 | 2 | 2 | 1-1 | 53 | 84 | 6 | .958 |
| Susnara, Tim | .254 | 38-36 | 126 | 14 | 32 | 8 | 0 | 1 | 10 | 43 | .341 | 20 | 4 | 31 | 1 | .373 | 0 | 3 | 5-5 | 300 | 41 | 5 | .986 |
| Grebeck, Austin | .243 | 38-38 | 136 | 39 | 33 | 2 | 3 | 1 | 9 | 44 | .324 | 26 | 7 | 28 | 0 | .388 | 1 | 6 | 3-5 | 91 | 3 | 1 | .989 |
| Packard, Steven | .232 | 33-30 | 112 | 15 | 26 | 8 | 1 | 4 | 27 | 48 | .429 | 8 | 1 | 24 | 1 | .287 | 1 | 2 | 1-1 | 1 | 0 | 0 | 1.000 |
| Balta, A.J. | .207 | 34-32 | 121 | 19 | 25 | 3 | 2 | 7 | 33 | 53 | .438 | 12 | 5 | 21 | 1 | .296 | 4 | 0 | 4-6 | 43 | 3 | 3 | .939 |
| Moniot, Travis | .190 | 38-38 | 121 | 22 | 23 | 5 | 0 | 5 | 12 | 43 | .355 | 18 | 3 | 34 | 1 | .308 | 1 | 1 | 4-5 | 50 | 109 | 7 | .958 |
| ----- | | | | | | | | | | | | | | | | | | | | | | | |
| Bennett, Jake | .333 | 27-23 | 84 | 12 | 28 | 5 | 0 | 0 | 20 | 33 | .393 | 12 | 1 | 11 | 1 | .414 | 2 | 2 | 2-6 | 16 | 1 | 1 | .944 |
| Kasser, Kyle | .284 | 34-24 | 88 | 16 | 25 | 4 | 0 | 0 | 13 | 29 | .330 | 15 | 0 | 10 | 1 | .388 | 0 | 5 | 3-4 | 117 | 35 | 4 | .974 |
| Catalano, Nick | .275 | 32-8 | 40 | 8 | 11 | 3 | 0 | 0 | 10 | 14 | .350 | 4 | 2 | 8 | 1 | .362 | 1 | 1 | 4-6 | 18 | 0 | 0 | 1.000 |
| Heggen, Slade | .233 | 18-12 | 30 | 5 | 7 | 2 | 1 | 0 | 2 | 11 | .367 | 2 | 1 | 9 | 1 | .303 | 0 | 1 | 1-1 | 91 | 12 | 0 | 1.000 |
| Goldfarb, Jakob | .215 | 35-19 | 79 | 8 | 17 | 2 | 0 | 1 | 8 | 22 | .278 | 6 | 2 | 22 | 1 | .287 | 0 | 2 | 3-3 | 43 | 2 | 1 | .978 |
| Kroon, Matt | .181 | 29-20 | 72 | 10 | 13 | 2 | 0 | 0 | 4 | 15 | .208 | 7 | 2 | 15 | 1 | .272 | 0 | 0 | 6-8 | 34 | 34 | 4 | .944 |
| Craig-St.Louis, Phil | .173 | 27-14 | 75 | 8 | 13 | 2 | 1 | 3 | 9 | 26 | .347 | 8 | 0 | 24 | 2 | .253 | 0 | 0 | 1-1 | 133 | 6 | 1 | .993 |
| Breshears, Carson | .133 | 21-8 | 15 | 4 | 2 | 0 | 0 | 0 | 2 | 2 | .133 | 5 | 3 | 6 | 0 | .435 | 0 | 1 | 2-4 | 12 | 14 | 1 | .963 |
| Karaviotis, Mark | .077 | 7-4 | 13 | 0 | 1 | 0 | 0 | 0 | 2 | 1 | .077 | 0 | 1 | 2 | 0 | .143 | 0 | 0 | 0-0 | 2 | 2 | 0 | 1.000 |
| Eureste, Matt | .071 | 11-2 | 14 | 2 | 1 | 0 | 0 | 0 | 0 | 1 | .071 | 2 | 5 | 5 | 0 | .381 | 0 | 0 | 0-0 | 1 | 9 | 2 | .833 |
| Totals | .231 | 38 | 1228 | 195 | 284 | 49 | 9 | 22 | 176 | 417 | .340 | 161 | 39 | 266 | 13 | .336 | 12 | 26 | 40-56 | 1020 | 433 | 43 | .971 |
| Opponents | .246 | 38 | 1247 | 178 | 307 | 53 | 7 | 16 | 158 | 422 | .338 | 141 | 55 | 317 | 23 | .346 | 11 | 37 | 23-35 | 999 | 379 | 33 | .977 |

LOB - Team (272), Opp (293). DPs turned - Team (30), Opp (14). IBB - Team (4), Packard, S 2, Susnara, T 1, Goldfarb, J 1, Opp (3). Picked off - Grebeck, A 2.

(All games Sorted by Earned run avg)

| Player | era | w-l | app | gs | cg | sho | sv | ip | h | r | er | bb | so | 2b | 3b | hr | b/avg | wp | hp | bk | sfa | sha | |
|------------------|------|-------|-----|----|----|-----|----|-------|-----|-----|-----|-----|-----|----|----|----|-------|----|----|----|-----|-----|--|
| Peterson, David | 3.08 | 3-3 | 9 | 9 | 0 | 0/0 | 0 | 49.2 | 40 | 23 | 17 | 22 | 46 | 5 | 0 | 1 | .229 | 6 | 11 | 0 | 2 | 6 | |
| Irvin, Cole | 3.58 | 4-4 | 11 | 11 | 1 | 1/0 | 0 | 75.1 | 74 | 36 | 30 | 12 | 73 | 13 | 3 | 6 | .258 | 3 | 5 | 0 | 2 | 7 | |
| Krook, Matt | 4.70 | 3-3 | 11 | 10 | 0 | 0/1 | 0 | 44.0 | 30 | 28 | 23 | 39 | 56 | 3 | 1 | 0 | .199 | 7 | 11 | 0 | 1 | 4 | |
| ----- | | | | | | | | | | | | | | | | | | | | | | | |
| Zwetsch, Connor | 0.00 | 0-0 | 1 | 0 | 0 | 0/0 | 0 | 1.0 | 0 | 0 | 0 | 1 | 1 | 0 | 0 | 0 | .000 | 0 | 0 | 0 | 0 | 0 | |
| Nogosek, Stephen | 0.96 | 2-1 | 21 | 0 | 0 | 0/1 | 11 | 28.0 | 17 | 5 | 3 | 7 | 31 | 0 | 0 | 1 | .173 | 3 | 2 | 0 | 1 | 1 | |
| Warren, Brac | 2.45 | 0-1 | 16 | 0 | 0 | 0/0 | 0 | 18.1 | 15 | 6 | 5 | 12 | 22 | 0 | 0 | 2 | .224 | 4 | 2 | 1 | 0 | 1 | |
| Stringer, Cole | 3.38 | 2-0 | 6 | 2 | 0 | 0/0 | 0 | 13.1 | 12 | 5 | 5 | 3 | 11 | 2 | 0 | 1 | .267 | 1 | 2 | 1 | 0 | 3 | |
| Bennett, Jacob | 3.86 | 2-0 | 7 | 0 | 0 | 0/1 | 0 | 7.0 | 7 | 4 | 3 | 1 | 5 | 1 | 0 | 2 | .269 | 0 | 1 | 2 | 0 | 1 | |
| Stiles, Cooper | 3.95 | 1-2 | 10 | 0 | 0 | 0/0 | 1 | 13.2 | 10 | 6 | 6 | 4 | 7 | 4 | 0 | 0 | .222 | 1 | 7 | 0 | 1 | 3 | |
| Kelly, Parker | 4.30 | 0-0 | 9 | 0 | 0 | 0/0 | 0 | 14.2 | 15 | 8 | 7 | 6 | 11 | 4 | 0 | 0 | .263 | 3 | 6 | 0 | 1 | 0 | |
| Carranza, Isaiah | 4.67 | 1-1 | 14 | 2 | 0 | 0/0 | 0 | 27.0 | 33 | 17 | 14 | 7 | 11 | 9 | 2 | 0 | .306 | 1 | 0 | 0 | 1 | 4 | |
| Mercer, Matt | 5.17 | 0-0 | 11 | 0 | 0 | 0/1 | 0 | 15.2 | 16 | 9 | 9 | 7 | 15 | 4 | 1 | 1 | .276 | 0 | 1 | 1 | 0 | 2 | |
| Karraker, Jack | 6.14 | 0-0 | 9 | 0 | 0 | 0/0 | 0 | 7.1 | 8 | 8 | 5 | 4 | 9 | 4 | 0 | 0 | .258 | 2 | 3 | 1 | 0 | 0 | |
| Robeniol, Kyle | 6.84 | 3-2 | 11 | 4 | 0 | 0/0 | 0 | 25.0 | 30 | 23 | 19 | 16 | 19 | 4 | 0 | 2 | .309 | 0 | 4 | 0 | 2 | 5 | |
| Totals | 3.86 | 21-17 | 38 | 38 | 1 | 2/1 | 12 | 340.0 | 307 | 178 | 146 | 141 | 317 | 53 | 7 | 16 | .246 | 31 | 55 | 6 | 11 | 37 | |
| Opponents | 4.46 | 17-21 | 38 | 38 | 2 | 3/2 | 8 | 333.0 | 284 | 195 | 165 | 161 | 266 | 49 | 9 | 22 | .231 | 21 | 39 | 4 | 12 | 26 | |

PB - Team (18), Heggen, S 10, Susnara, T 8, Opp (6). Pickoffs - Team (9), Stringer, C 3, Peterson, D 2, Warren, B 1, Irvin, C 1, Bennett, Jac 1, Susnara, T 1, Opp (2). SBA/ATT - Susnara, T (13-15), Heggen, S (10-13), Krook, M (6-8), Warren, B (3-6), Robeniol, K (3-4), Peterson, D (2-4), Stringer, C (1-4), Irvin, C (2-3), Kelly, P (2-2), Carranza, I (2-2), Bennett, Jac (1-1), Mercer, M (1-1).

Conference Stats

The Automated ScoreBook Conference statistics for Oregon (as of May 01, 2016) (Conference games only Sorted by Batting avg)

Record: 9-9 Home: 8-4 Away: 1-5 Conference: 9-9

| Player | avg | gp-gs | ab | r | h | 2b | 3b | hr | rbi | tb | slg% | bb | hp | so | gdp | ob% | sf | sh | sb-att | po | a | e | fld% | |
|----------------------|------|-------|-----|----|-----|----|----|----|-----|-----|------|----|----|-----|-----|------|----|----|--------|-----|-----|----|-------|--|
| Bennett, Jake | .321 | 16-16 | 53 | 7 | 17 | 3 | 0 | 0 | 14 | 20 | .377 | 8 | 1 | 6 | 1 | .406 | 2 | 1 | 2-6 | 14 | 1 | 0 | 1.000 | |
| Kasser, Kyle | .288 | 16-16 | 59 | 10 | 17 | 3 | 0 | 0 | 11 | 20 | .339 | 10 | 0 | 5 | 1 | .391 | 0 | 1 | 1-2 | 61 | 21 | 3 | .965 | |
| Patzlaff, Daniel | .269 | 18-16 | 52 | 6 | 14 | 3 | 0 | 0 | 7 | 17 | .327 | 5 | 1 | 5 | 0 | .345 | 0 | 0 | 0-0 | 22 | 37 | 2 | .967 | |
| Moniot, Travis | .236 | 18-18 | 55 | 13 | 13 | 1 | 0 | 3 | 7 | 23 | .418 | 10 | 1 | 13 | 1 | .364 | 0 | 0 | 4-4 | 23 | 51 | 3 | .961 | |
| Balta, A.J. | .228 | 17-15 | 57 | 5 | 13 | 3 | 1 | 2 | 16 | 24 | .421 | 3 | 3 | 12 | 0 | .288 | 3 | 0 | 1-2 | 29 | 1 | 1 | .968 | |
| Grebeck, Austin | .209 | 18-18 | 67 | 19 | 14 | 1 | 1 | 1 | 3 | 20 | .299 | 10 | 3 | 11 | 0 | .338 | 0 | 2 | 2-3 | 39 | 0 | 1 | .975 | |
| Susnara, Tim | .206 | 18-18 | 63 | 5 | 13 | 4 | 0 | 0 | 4 | 17 | .270 | 10 | 1 | 17 | 1 | .324 | 0 | 1 | 0-0 | 150 | 15 | 4 | .976 | |
| ----- | | | | | | | | | | | | | | | | | | | | | | | | |
| Heggen, Slade | .316 | 10-7 | 19 | 5 | 6 | 1 | 1 | 0 | 2 | 9 | .474 | 1 | 1 | 4 | 0 | .381 | 0 | 1 | 1-1 | 58 | 10 | 0 | 1.000 | |
| Goldfarb, Jakob | .292 | 17-5 | 24 | 2 | 7 | 1 | 0 | 1 | 3 | 11 | .458 | 3 | 0 | 7 | 0 | .370 | 0 | 0 | 0-0 | 17 | 1 | 0 | 1.000 | |
| Catalano, Nick | .263 | 15-4 | 19 | 4 | 5 | 1 | 0 | 0 | 2 | 6 | .316 | 2 | 1 | 3 | 1 | .364 | 0 | 1 | 1-2 | 9 | 0 | 0 | 1.000 | |
| Packard, Steven | .224 | 15-14 | 49 | 7 | 11 | 3 | 0 | 1 | 9 | 17 | .347 | 3 | 1 | 9 | 1 | .283 | 0 | 0 | 0-0 | 1 | 0 | 0 | 1.000 | |
| Craig-St.Louis, Phil | .176 | 11-1 | 17 | 1 | 3 | 0 | 0 | 1 | 2 | 6 | .353 | 6 | 0 | 8 | 1 | .391 | 0 | 0 | 0-0 | 21 | 0 | 1 | .955 | |
| Kroon, Matt | .154 | 10-7 | 26 | 2 | 4 | 1 | 0 | 0 | 0 | 5 | .192 | 1 | 0 | 7 | 0 | .185 | 0 | 0 | 3-3 | 19 | 9 | 2 | .933 | |
| Eureste, Matt | .143 | 4-1 | 7 | 0 | 1 | 0 | 0 | 0 | 0 | 1 | .143 | 0 | 2 | 3 | 0 | .333 | 0 | 0 | 0-0 | 0 | 6 | 1 | .857 | |
| Breshears, Carson | .143 | 13-6 | 7 | 2 | 1 | 0 | 0 | 0 | 2 | 1 | .143 | 2 | 2 | 2 | 0 | .455 | 0 | 1 | 1-3 | 8 | 7 | 0 | 1.000 | |
| Totals | .242 | 18 | 574 | 88 | 139 | 25 | 3 | 9 | 82 | 197 | .343 | 74 | 17 | 112 | 7 | .343 | 5 | 8 | 16-26 | 476 | 192 | 19 | .972 | |
| Opponents | .252 | 18 | 588 | 97 | 148 | 27 | 3 | 8 | 81 | 205 | .349 | 71 | 30 | 150 | 11 | .359 | 4 | 20 | 10-15 | 465 | 185 | 12 | .982 | |

LOB - Team (125), Opp (140). DPs turned - Team (12), Opp (7). IBB - Team (1), Goldfarb, J 1. Picked off - Grebeck, A 2.

(Conference games only Sorted by Earned run avg)

| Player | era | w-l | app | gs | cg | sho | sv | ip | h | r | er | bb | so | 2b | 3b | hr | b/avg | wp | hp | bk | sfa | sha |
|------------------|-------|-----|-----|----|----|-----|----|-------|-----|----|----|----|-----|----|----|----|-------|----|----|----|-----|-----|
| Peterson, David | 4.88 | 1-2 | 5 | 5 | 0 | 0/0 | 0 | 24.0 | 22 | 16 | 13 | 14 | 19 | 3 | 0 | 1 | .253 | 3 | 6 | 0 | 1 | 3 |
| Krook, Matt | 5.33 | 3-2 | 6 | 6 | 0 | 0/1 | 0 | 25.1 | 21 | 18 | 15 | 24 | 27 | 1 | 1 | 0 | .241 | 4 | 5 | 0 | 1 | 3 |
| Irvin, Cole | 5.40 | 2-3 | 6 | 6 | 1 | 1/0 | 0 | 40.0 | 45 | 26 | 24 | 6 | 42 | 7 | 1 | 5 | .285 | 3 | 5 | 0 | 1 | 6 |
| ----- | | | | | | | | | | | | | | | | | | | | | | |
| Stiles, Cooper | 1.69 | 0-0 | 2 | 0 | 0 | 0/0 | 0 | 5.1 | 3 | 1 | 1 | 0 | 2 | 3 | 0 | 0 | .167 | 1 | 3 | 0 | 0 | 0 |
| Nogosek, Stephen | 1.98 | 1-1 | 10 | 0 | 0 | 0/1 | 4 | 13.2 | 7 | 3 | 3 | 4 | 11 | 0 | 0 | 1 | .152 | 0 | 1 | 0 | 0 | 1 |
| Mercer, Matt | 2.38 | 0-0 | 6 | 0 | 0 | 0/1 | 0 | 11.1 | 9 | 3 | 3 | 4 | 12 | 1 | 1 | 0 | .231 | 0 | 1 | 0 | 0 | 2 |
| Warren, Brac | 3.00 | 0-0 | 11 | 0 | 0 | 0/0 | 0 | 12.0 | 11 | 5 | 4 | 9 | 14 | 0 | 0 | 1 | .244 | 4 | 2 | 1 | 0 | 0 |
| Bennett, Jacob | 3.00 | 0-0 | 3 | 0 | 0 | 0/1 | 0 | 3.0 | 1 | 1 | 1 | 0 | 3 | 1 | 0 | 0 | .100 | 0 | 1 | 0 | 0 | 0 |
| Carranza, Isaiah | 4.82 | 1-0 | 6 | 0 | 0 | 0/0 | 0 | 9.1 | 12 | 5 | 5 | 2 | 5 | 5 | 0 | 0 | .316 | 1 | 0 | 0 | 1 | 3 |
| Robeniol, Kyle | 7.50 | 1-1 | 2 | 1 | 0 | 0/0 | 0 | 6.0 | 5 | 5 | 5 | 2 | 3 | 1 | 0 | 0 | .238 | 0 | 0 | 0 | 0 | 2 |
| Kelly, Parker | 7.71 | 0-0 | 3 | 0 | 0 | 0/0 | 0 | 4.2 | 5 | 4 | 4 | 2 | 4 | 1 | 0 | 0 | .263 | 0 | 3 | 0 | 0 | 0 |
| Karraker, Jack | 12.27 | 0-0 | 5 | 0 | 0 | 0/0 | 0 | 3.2 | 5 | 8 | 5 | 4 | 7 | 3 | 0 | 0 | .294 | 2 | 2 | 1 | 0 | 0 |
| Stringer, Cole | 54.00 | 0-0 | 1 | 0 | 0 | 0/0 | 0 | 0.1 | 2 | 2 | 2 | 0 | 1 | 1 | 0 | 0 | .667 | 0 | 1 | 0 | 0 | 0 |
| Totals | 4.82 | 9-9 | 18 | 18 | 1 | 2/1 | 4 | 158.2 | 148 | 97 | 85 | 71 | 150 | 27 | 3 | 8 | .252 | 18 | 30 | 2 | 4 | 20 |
| Opponents | 4.59 | 9-9 | 18 | 18 | 2 | 2/1 | 4 | 155.0 | 139 | 88 | 79 | 74 | 112 | 25 | 3 | 9 | .242 | 8 | 17 | 2 | 5 | 8 |

PB - Team (12), Heggen, S 7, Susnara, T 5, Opp (1). Pickoffs - Team (3), Bennett, Jac 1, Peterson, D 1, Warren, B 1, Opp (2). SBA/ATT - Heggen, S (6-9), Krook, M (3-5), Warren, B (2-5), Susnara, T (4-4), Irvin, C (2-2), Carranza, I (1-1), Peterson, D (1-1), Bennett, Jac (1-1).