



Andy McNamara — Assistant Athletic Director, Communications
 David Williford — Executive Assistant Athletic Director, Football Communications
 Todd Miles, Greg Walker — Associate Directors • Joe Waltasti — Assistant Director
 Men's Basketball Contact: Greg Walker (O: 541-346-2252; C: 541-954-8775; email: gswalker@uoregon.edu)

www.GoDucks.com
 Twitter: @Oregon MBB
 Facebook: OregonMBB
 541-346-5488 (P)

2016-17 SCHEDULE

NOVEMBER	Time	TV
7 NORTHWEST CHRISTIAN (EX)	W	86-51
11 ARMY	W	91-77
15 at Baylor	L	49-66
17 VALPARAISO	W	76-54
21 vs. Georgetown ¹	1:30 p.m.	ESPN2
22 vs. Wisconsin/Tennessee ¹	TBD	ESPN2
23 Maui Jim Maui Invitational ¹	TBD	TBD
28 BOISE STATE	8 p.m.	Pac-12 Net
30 WESTERN OREGON	7 p.m.	Pac-12 Net
DECEMBER	Time	TV
3 SAVANNAH STATE	3 p.m.	Pac-12 Net
11 ALABAMA	3 p.m.	ESPNU
13 MONTANA	7 p.m.	Pac-12 Net
17 vs. UNLV ²	8 p.m.	ESPN2
20 FRESNO STATE	8 p.m.	Pac-12 Net
28 UCLA *	6 p.m.	ESPN2
30 USC *	7 p.m.	FS1
JANUARY	Time	TV
4 at Washington *	6 p.m.	ESPN2
7 at Washington State *	4 p.m.	Pac-12 Net
14 OREGON STATE *	7:30 p.m.	Pac-12 Net
19 CALIFORNIA *	6 p.m.	ESPN/2
21 STANFORD *	3 p.m.	Pac-12 Net
26 at Utah *	7:30 p.m.	FS1
28 at Colorado *	6:30 p.m.	Pac-12 Net
FEBRUARY	Time	TV
2 ARIZONA STATE *	8 p.m.	FS1
4 ARIZONA *	TBD	ESPN
9 at UCLA *	7 p.m.	ESPN
11 at USC *	7:30 p.m.	Pac-12 Net
16 UTAH *	6 p.m.	ESPN2
18 COLORADO *	12 p.m.	FOX
22 at California *	6 p.m.	ESPN2
25 at Stanford *	1 p.m.	Pac-12 Net
MARCH	Time	TV
4 at Oregon State *	3 p.m.	ESPN/2
8-11 Pac-12 Tournament ³	TBD	Pac-12 Net / ESPN

* Denotes Pac-12 game

1 - Maui Jim Maui Invitational, Lahaina, Hawaii

2 - Moda Center, Portland, Ore.

3 - Pac-12 Tournament, T-Mobile Arena, Las Vegas, Nev.

GAME 4

Maui Jim Maui Invitational Opening Round No. 4 Oregon Ducks (2-1) vs. Georgetown Hoyas (1-2)

THE STARTING FIVE

Oregon makes its second appearance in the Maui Jim Maui Invitational. The tournament runs Nov. 21-23. The Ducks will open with Georgetown on Monday at 1:30 p.m. Pacific (ESPN2).

1 The Georgetown game is the fourth of six games that the Ducks will play in the first 13 days of the season.

2 Preseason picks. Oregon has already accumulated a number of firsts in the history of the program. Among the noteworthy preseason prognostications:

- * First preseason No. 1 ranking (Lindy's)
- * First time selected No. 1 in Pac-12 poll
- * Highest all-time rank all-time by AP (No. 4)
- * Highest-ever preseason rank by AP (No. 5)
- * First AP preseason all-American (**Dillon Brooks**)
- * First Sports Illustrated cover since 1977

3 The Ducks return four starters from last season: All-America forward **Dillon Brooks** (16.7 ppg, 5.4 rpg); single-season blocks record holder **Chris Boucher** (12.1 ppg, 5.4 ppg, 2.9 bpg), Pac-12 all-freshman wing **Tyler Dorsey** (12.1 ppg, 7.4 rpg) and national assist-to-turnover leader **Casey Benson** (6.0 ppg, 4.9-to-1 A-TO-R).

4 Oregon's recently announced 2017 signing class of **Victor Bailey Jr.**, **Troy Brown Jr.**, and **Agu Kigab** was rated No. 8 nationally by ESPN.

5 Oregon tied the school record with 13 blocked shots in the Nov. 11 season opener versus Army. **Jordan Bell** led the way with six, while **Roman Sorkin** added four, **Payton Pritchard** had two and **Chris Boucher** - the UO single-season blocked shots leader - added one.

+ **1** The Georgetown game will be athletic trainer **Clay Jamieson's** 600th game on the Oregon bench. The longest tenured trainer in the Pac-12 started at Oregon in 1998, and has missed just three games in 19 seasons.

GAME 4 - OREGON VS. GEORGETOWN

Date	Monday, November 21, 2016
Tip Time	1:30 p.m. PT
Site	Lahaina, Hawaii
Stadium	Lahaina Civic Center
Stadium Capacity	2,400
Television	ESPN2
	Roxy Bernstein, play-by-play Bill Walton, analyst
Radio	Oregon IMG Sports Network 95.3 FM KUJZ in Eugene/Springfield Jerry Allen, play-by-play
Live Stats	GoDucks.com
Live Audio	GoDucks.com
Twitter	@OregonMBB
Internet	tunein.com
Satellite Radio	Sirius ch. TBA XM ch. TBA

SERIES HISTORY

All-Time	Oregon Leads, 2-1
Last Meeting	11-8-13 (Camp Humphreys, South Korea) Oregon 82, Georgetown 75
Current Streak	Oregon +2
Last UO Win	11-8-13 (Camp Humphreys, South Korea) Oregon 82, Georgetown 75
Last GU Win	12-3-05 (Eugene, Ore.) Georgetown 71, Oregon 57

ATHLETIC COMMUNICATIONS

Asst. AD for Communications	Andy McNamara
Office Phone:	(541) 346-2253
Cell Phone:	(541) 543-0123
Email:	mcnamara@uoregon.edu
Associate Director (MBB)	Greg Walker
Office Phone:	(541) 346-2252
Cell Phone:	(541) 954-8775
Email:	gswalker@uoregon.edu

UNIVERSITY OF OREGON - STARTERS

No.	Name	Pos.	Ht.	Wt.	Cl.	Ex.	Hometown	PPG	RPG	OTHER
1	Jordan Bell	F	6-9	225	Jr.	2V	Long Beach, Calif.	12.3	7.7	4.3 bpg
25	Chris Boucher	F	6-10	200	Sr.	1V	Montreal, Quebec	17.0	6.3	.633 FG Pct.
2	Casey Benson	G	6-3	185	Jr.	2V	Tempe, Ariz.	3.0	1.7	2.0-1 A-TO-R
5	Tyler Dorsey	G	6-4	195	So.	1V	Los Angeles, Calif.	12.7	2.3	.429 3FG Pct.
31	Dylan Ennis	G	6-2	195	Sr*	RS	Brampton, Ontario	7.0	4.7	

UNIVERSITY OF OREGON - RESERVES

No.	Name	Pos.	Ht.	Wt.	Cl.	Ex.	Hometown	PPG	RPG	OTHER
3	Payton Pritchard	G	6-2	200	Fr.	HS	West Linn, Ore.	9.0	1.7	4.0 apg
35	Kavell Bigby-Williams	F	6-11	230	Jr.	TR	London, England	4.3	3.7	
41	Roman Sorkin	F	6-10	225	Jr.	1V	Ashdod, Israel	4.0	2.3	
11	Keith Smith	F	6-7	205	Fr	HS	Seattle, Wash.	2.7	1.7	
10	Charlie Noebel	G	6-2	178	Sr.	2V	Irvine, Calif.	0.0	0.0	
24	Dillon Brooks	F	6-7	225	Jr.	2V	Mississauga, Ont.	16.7	5.4	3.1 apg (2015-16)
4	M.J. Cage	F	6-10	225	Fr.	HS	Santa Ana, Calif.	-	-	
13	Paul White	F	6-9	235	Jr.	TR	Chicago, Ill.			2016-17 redshirt

* 6th year senior

University Quick Facts

Name	University of Oregon
Location	Eugene, Ore.
Founded	1876
Enrollment	24,500
Nickname	Ducks
Mascot	The Duck
Colors	Green and Yellow
President	Michael Schill
Athletic Director	Rob Mullens
Faculty Representative	Tim Gleason
Facility	Matthew Knight Arena
Capacity	12,364
Press Row Phone	(541) 346-4497
Athletic Dept. Phone	(541) 346-4481
Ticket Office Phone	(541) 346-4461

Basketball Quick Facts

First Season	1902-03 (112th year)
All-Time Record	1,588-1,333
All-Time Postseason Record	44-27 (25 Appearances)
NCAA Tournament Appearances	14 (19-13, Last: 2016)
'39*, '45, '60, '61, '95, '00, '02, '03, '07, '08, '13, '14, '15, '16	
National Championships	1 (1939)
NIT Appearances	10 (11-10, Last: 2012)
'75, '76, '77, '84, '88, '90, '97, '99, '04, '12	
CBI Appearances	1 (5-1, Last: 2011+)
.....	*National Champions
.....	+CBI Champions
2015-16 Overall Record	31-7
2015-16 Pac-12 Record (Finish)	14-4 (1st)
2015-16 NCAA Tournament	3-1 (NCAA Elite 8)
Final Ranking	No. 6 (USA Today); No. 5 (AP)
Letterwinners Returning/Lost	7/4
Starters Returning/Lost	4/1
Newcomers	4
Key Returnees	Bell, Benson, Brooks,
.....	Boucher, Dorsey
Key Losses	Benjamin, Cook
Head Coach	Dana Altman (7th year)
Record at Oregon	156-65
Career Record	689-332 (32nd years)
NCAA Division I Record	566-308 (28th years)
Assistant Coach	Tony Stubblefield
Assistant Coach	Kevin McKenna
Assistant Coach	Mike Mennenga
Director of Basketball Operations	Josh Jamieson
Strength Coach	Adam Linens
Athletic Trainer	Clay Jamieson
Men's Basketball Contact	Greg Walker
Office Phone	(541) 346-2252
Cell Phone	(541) 954-8775
Email	gswalker@uoregon.edu
Assistant A.D., Communications	Andy McNamara
Office Phone	(541) 346-2253
Cell Phone	(541) 543-0123
Email	mcnamara@uoregon.edu
Athletics Website	GoDucks.com

2016-17 Oregon Men's Basketball Numerical Roster

No.	Name	Pos	Ht.	Wt.	Cl.	Exp.	Hometown (High School / College)
1	Jordan Bell	F	6-9	225	Jr.	2L	Long Beach, Calif. (Long Beach Poly HS)
2	Casey Benson	G	6-3	185	Jr.	2L	Tempe, Ariz. (Corona Del Sol HS)
3	Payton Pritchard	G	6-2	200	Fr.	HS	West Linn, Ore. (West Linn HS)
4	M.J. Cage	F	6-10	225	Fr.	HS	Santa Ana, Calif. (Mater Dei HS)
5	Tyler Dorsey	G	6-4	195	So.	1L	Los Angeles, Calif. (Maranatha HS)
10	Charlie Noebel	G	6-2	178	Sr.	2L	Irvine, Calif. (Mater Dei HS)
11	Keith Smith	F	6-7	205	Fr.	HS	Seattle, Wash. (Rainier Beach HS)
13	Paul White	F	6-9	235	Jr.	TR	Chicago, Ill. (Whitney Young HS / Georgetown)
24	Dillon Brooks	F	6-7	225	Jr.	2L	Mississauga, Ont. (Findlay Prep)
25	Chris Boucher	F	6-10	200	Sr.	1L	Montreal, Quebec (Damase Boulanger HS / New Mexico JC / Northwest College)
31	Dylan Ennis	G	6-2	195	Sr.-6	RS	Brampton, Ont. (Lake Forest Academy / Rice / Villanova)
35	Kavell Bigby-Williams	F	6-11	230	Jr.	TR	London, England (Harris Academy Beckenham / Gillette College)
41	Roman Sorkin	F	6-10	225	Jr.	2L	Ashdod, Israel (Hof HaSharon HS)

Head Coach: Dana Altman (Eastern New Mexico, 1980; Western State, 1981), 7th year (156-65)

Career Record: 689-332 (32nd year); NCAA Division I Record: 566-308 (28th year)

Assistant Coaches: Tony Stubblefield (Nebraska-Omaha, 1995), 7th year;

Kevin McKenna (Creighton, 1993), 7th year; Mike Mennenga (Morehead State, 1993), 3rd year

Director of Operations: Josh Jamieson (Southern Oregon, 2000), 13th year

Asst. Dir. of Operations: Robert McCullum (Birmingham Southern, 1976), 3rd year

Strength & Conditioning Coach: Adam Linens (North Carolina, 2005), 2nd year

Assistant Conditioning Coach: Allen Morill (Arizona State, 2006), 3rd year

Athletic Trainer: Clay Jamieson (Arizona, 1994), 19th year

Video Coordinator:

Patrick Scully (Oregon, 2016), 1st year

Graduate Manager: Matt Zosel, 2nd year

Undergraduate Managers:

Patrick Benson, Robbie Ellis, Brian Jones,

Chris Reeves, Nick Ruiz

Administrative Assistant: Blake McMahon

Pronunciation Guide

Kavell Bigby-Williams	kah-VELL
Chris Boucher	boo-SHAY
Dylan Ennis	EN-iss
Mike Mennenga	MEN-eh-gah
Charlie Noebel	NO-bull

OREGON IMG SPORTS NETWORK - RADIO

Bend	KBND, 1100AM
Bend	KLRR, 101.7FM
Burns	KBNH, 1230AM
Coos Bay	KWRO, 630AM
Eugene	KUJZ 95.3FM*
Florence	KCST, 106.9FM
Klamath Falls	KRJW, 1240AM
Lebanon	KGAL, 1580AM
Lincoln City	KBCH, 1400AM
Medford	KCMX, 880AM
Newport	KCUP, 1230AM
Portland	The Game, 750AM/102.7FM*
Roseburg	KQEN, 1240AM
Salem	KYKN, 1430AM
Tillamook	KTIL, 95.9FM
TuneIn Radio	

* Flagship Station

All regular-season games are broadcast on the 15-station Oregon IMG Sports Network. Jerry Allen, in his 30th season, will call the action. Oregon games can also be heard (on a game-to-game basis) on Sirius and XM satellite radio.

INTERNET COVERAGE FOR OREGON MBB

Live audio and stats will be available for all games on goducks.com. UO basketball representatives will make periodic appearances throughout the season on **Duck Insider**, a daily sports radio show webcast on goducks.com, hosted by Jerry Allen and Joey MacMurry from 1-3 p.m. that features interviews with coaches and student-athletes.

OREGON'S RECORD WHEN ...

At home	2-0
On the road.....	0-1
Neutral site.....	0-0
Overtime games	0-0
vs. Top-25 team	0-0
Leading at the half	2-0
Behind at the half	0-1
Tied at the half	0-0
Game decided by 1-4 points	0-0
Game decided by 5-9 points	0-0
Game decided by 10-14 points	1-0
Game decided by 15 points or more.....	1-1
UO scores under 50 points.....	0-1
UO scores 50-59 points	0-0
UO scores 60-69 points	0-0
UO scores 70-79 points	1-0
UO scores 80-89 points	0-0
UO scores 90-99 points	1-0
UO scores 100+ points	0-0
Opponent scores 70 or more points	1-0
Opponent scores 60-69 points	0-1
Opponent scores 50-59 points	1-0
Opponent scores under 50 points	0-0
UO out-rebounds the opponent	2-0
UO is out-rebounded by the opponent	0-1
Same number of rebounds	0-0
UO has more assists than opponents	2-0
UO has fewer assists than opponents.....	0-1
Same number of assists	0-0
UO has more steals than opponents.....	0-0
UO has fewer steals than opponents	2-0
Same number of steals.....	0-1
UO has more blocks than opponents	2-0
UO has fewer blocks than opponents.....	0-1
Same number of blocks	0-0
UO has a better shooting percentage	2-0
UO has a worse shooting percentage.....	0-1
Same shooting percentage	0-0
UO shoots 50 percent or better on FGs.....	0-0
UO shoots less than 50 percent on FGs.....	2-1
UO with more TOs than opponents.....	2-0
UO with fewer TOs than opponents	0-1
Same number of TOs.....	0-0
UO with more fouls than opponents	0-1
UO with fewer fouls than opponents.....	2-0
Same number of fouls	0-0
UO wearing "Throwback" yellow uniforms	0-0
UO wearing green uniforms.....	1-0
UO wearing "Throwback" green uniforms.....	0-0
UO wearing black uniforms.....	0-1
UO wearing Disruption black uniforms.....	0-0
UO wearing Veterans Day camo uniforms	1-0
UO in November games.....	2-1
UO in December games.....	0-0
UO in January games	0-0
UO in February games.....	0-0
UO in March games	0-0

DUCKS IN THE MAUI INVITATIONAL

This will be Oregon's second appearance in the Maui Jim Maui Invitational. The Ducks went 1-2 in their only previous tournament appearance (2008). Oregon defeated Alabama 92-69 before falling to North Carolina (98-69) and Texas (70-55).

VS. THE FIELD

Oregon is 2-1 all-time versus its Maui Classic opening round opponent, Georgetown. The Hoyas and Ducks last played at Camp Humphreys, South Korea, to open the 2013-14 season (82-75 Oregon). The Ducks are 2-5 against Wisconsin; the Badgers eliminated Oregon in both the 2014 and 2015 NCAA Tournaments. The Ducks are 0-1 against Tennessee. On the other side of the bracket, Oregon is 0-4 versus North Carolina, 3-0 against Oklahoma State and has never faced Connecticut or Chaminade.

FORMER STUDENT-ATHLETE PHIL KNIGHT PLEDGES \$500 MILLION FOR SCIENCE

UO graduate and former track and field student-athlete Phil Knight, the co-founder of Nike, and his wife Penny in October made a half-a-billion dollar commitment to scientific research at the University of Oregon. It is the largest gift ever bestowed to a public university. "This act of philanthropy from Penny and Phil Knight is breathtaking," said University of Oregon President Michael Schill. "This is a seminal moment for the University of Oregon, an inflection point that will shape the trajectory of the university and this state for the next century and beyond." The Knight's \$500 million donation will fund the construction of a new science complex on the Eugene campus. Research at the new site will focus on life sciences such as biology, microbiology, biochemistry and other disciplines. "While not without risk, we believe the expected societal returns from such investments are high," said Knight. "And here at home in Oregon, we believe the potential to arm our talented young people with the skills and tools they will need to have a lasting impact on the world and to pursue rewarding careers makes such investments essential."

PLAYING THE PERCENTAGES

For 2016-17, Oregon returns 69 percent of its scoring, 66 percent of its rebounding, 71 percent of its assists, 58 percent of its steals and 85 percent of its blocked shots from last season.

DUCKS REACH HIGH MARK IN HUMAN POLLS

The Ducks' ranking of No. 4 by the Associated Press in the Nov. 14 poll was Oregon's highest-ever ranking by A.P. The previous high was No. 5, which happened in the 2016-17 preseason poll, as well as for two weeks in December of 2002. The No. 5 ranking is the Ducks highest ever in a preseason poll. Oregon's No. 5 preseason ranking in the USA Today Coaches' Poll is one spot shy of the all-time high of No. 4, which came in the March 14, 2016, poll.

OREGON EXTENDS ALTMAN'S CONTRACT

After leading the Oregon men's basketball team to an unprecedented six consecutive 20-win seasons and four straight NCAA Tournament appearances, University of Oregon head coach **Dana Altman** has been rewarded with a new seven-year contract totaling \$18.45 million that will extend him through the 2022-23 season. The extension was announced on Nov. 11. Incentives tied to the Ducks' on-court performance and student-athlete academic success are also part of the new contract. Funding for Altman's contract comes solely from athletic department funds, with the department receiving no direct institutional support.

PERSONNEL LOSSES FROM 2015-16 FEW, BUT KEY

The Ducks graduated just two scholarship seniors from that 2015-16 team, but they were key players. All-Pac-12 forward Elgin Cook started all 38 games and averaged 14.8 points and 5.1 rebounds per contest, while forward Dwayne Benjamin was invaluable as Oregon's sixth man, averaging 7.8 points per game.

VETERANS OFF THE FLOOR

Oregon has a trio of support staff members who are nearing, or have already reached milestones in 2016-17. Athletic trainer **Clay Jamieson** will reach his 600th game on the Oregon bench when the Ducks face Georgetown in Maui. He's only missed three games since joining the Oregon staff in 1998-99. Oregon IMG radio announcer **Jerry Allen** is in his 30th season calling basketball games for the Ducks. The longest streak belongs to public address announcer **Don Essig**, who recently began his 50th season on the P.A.

DUCKS IN THE POLLS

Week	AP	Coaches
Preseason	5	5
11-14	4	No Poll

TEAM WINS (Bold = all wins came under Altman)

MOST TEAM WINS, SEVEN-SEASON SPAN

Seasons	Wins
2009-16	170
2010-17	156
1934-41	147
2000-07	147
2008-15	147

MOST TEAM WINS, SIX-SEASON SPAN

Seasons	Wins
2010-16	154
2009-15	139
2011-17	135
1935-41	131
1934-40	129

MOST TEAM WINS, FIVE-SEASON SPAN

Seasons	Wins
2011-16	133
2010-15	123
1935-40	113
2009-14	113
1936-41	111
2012-17	111

MOST TEAM WINS, FOUR-SEASON SPAN

Seasons	Wins
2012-16	109
2011-15	102
2010-14	97
1935-39	94
1936-40	93
2013-17	83

MOST TEAM WINS, THREE-SEASON SPAN

Seasons	Wins
2013-16	81
2012-15	78
2011-14	76
1936-39	74
2014-17	59

UO CAREER COACHING VICTORIES

Rank	Wins	Coach	Years
1	235	Ernie Kent	1997-10
2	212	Howard Hobson	1935-47
3	180	W.J. Reinhart	1923-35
4	179	Steve Belko	1956-71
5	156	Dana Altman	2010-

DUCKS INK NATION'S NO. 8 RECRUITING CLASS

Head coach **Dana Altman** has landed his second-straight top-12 recruiting class with the signing of three high school players to National Letters of Intent. The Ducks announced on Nov. 11 that Victory Bailey Jr., Troy Brown, Jr., and Abu Kigab have signed with the University. The trio is ranked as the No. 8 class in the nation by ESPN. Oregon's signees are ranked ninth by 247Sports.com, which listed last year's Duck class at No. 12.

VICTOR BAILEY JR., G, 6-3, 175, Austin, Texas (McNeil High School)

A four-star recruit with a scout grade of 82 according to ESPN.com... 90th-ranked player overall on ESPN's top 100, and the 24th-ranked overall shooting guard for 2017... Sixth-best player in Texas according to bustingbrackets.com... Has scored a total of 1,616 points over the course of his high school career... During his junior year he shot 50.7 percent from the field and averaged 20.3 points per game... Helped lead McNeil High School to two district titles as well as qualifying for the playoffs all three years... During his freshman season was voted District 16-5A newcomer of the year... Was voted district MVP as both a sophomore and a junior... Is the son of Olympic 400-meter hurdles bronze medalist Tonja Buford-Bailey and former NFL wide receiver Victor Bailey.

TROY BROWN JR., G, 6-7, 215, Las Vegas, Nev. (Centennial HS)

Five star recruit with a scout grade of 93 according to ESPN... Ranked 18th in ESPN's top 100, and is the fifth-ranked small forward for 2017... 247Sports tabs Brown at No. 13 overall and No. 3 nationally among small forwards... Is the top-ranked player from the state of Nevada... Named first team all-Nevada by USA Today after his junior season in 2016... All-American honorable mention both his sophomore and junior years... All-State first team as a sophomore and junior... As a sophomore was named the Northwest League Co-MVP... Maxpreps Freshman All-American second team... Selected for the 2016 USA Basketball Men's U17 World Championship Team... Averaged 19 points, 9.5 rebounds, and 6.3 assists as a junior to lead his team to the regional finals... Helped his team win the Northwest League championship his freshman and sophomore years... Is the son of Troy Sr., and Lynn Brown.

ABU KIGAB (pronounced KEY-gab), F, 6-6, 200, Napa, Calif. (Prolific Prep Academy)

A four-star recruit with a scout grade of 81 according to ESPN.com... Rated as the second best small forward in California according to Scout.com... Formerly from St. Catharines, Ontario, where he played for St. Francis Phoenix before transferring to Prolific Prep in Napa... Averaged 13.2 points, 6.8 rebounds, and 4.5 assists as a junior... Played for Canada in the FIBA Americas U18 Championship where he averaged 8.4 points per game, helping lead his team to the championship game where he went on to have 17 points and 10 rebounds... Is the son of Sultan and Mashair Kigab.

WIN STREAK AT MKA REACHES 27 GAMES

Oregon's winning streak at Matthew Knight Arena is currently at 27 games, which is the longest string of home wins in UO history. Oregon last dropped a home game Jan. 8, 2015 (Arizona, 80-62). Two of Oregon's four longest home winning streaks have come under **Dana Altman**.

Streak	First Win	Last Win	Ended By
27 games	1/10/2015 - Arizona State	11/17/2016 - Valparaiso	
23 games	11/15/2001 - Alabama State	12/28/2002 - UC Riverside	Arizona (1/2/2003)
23 games	2/13/1937 - Idaho	1/6/1939 - Washington State	Washington State (1/7/1939)
20 games	2/9/2012 - Washington	1/26/2013 - Washington	Colorado (2/2/2013)

2016-17 STARTING LINEUPS

Opponent (W/L)	G	G	G/F	F	F
Army (W)	Benson	Dorsey	Ennis	Bell	Boucher
Baylor (W)	Benson	Dorsey	Ennis	Bell	Boucher
Valparaiso (W)	Benson	Dorsey	Ennis	Bell	Boucher

Number of different lineups: 1

Record with different lineups (sorted by most starts):

2-1 Benson, Dorsey, Ennis, Bell, Boucher

Career starts at UO: Brooks 71, Benson 50, Dorsey 38, Boucher 38, Bell 27

Consecutive starts at UO: Benson 41, Dorsey 31, Boucher 27

DUCKS' HOME WINNING STREAK FIFTH NATIONALLY

A number of long home winning streaks fell by the wayside last season, including Arizona's 49-game streak at the hands of Oregon on Jan. 28. Others to fall included Wichita State (43 games) and Maryland (27 games). The Ducks' home win streak - now at 26 games - is up to the fifth-longest active streak in the nation (through Friday).

Steak	Team
1. 40 games	Kansas
2. 39 games	Kentucky
3. 30 games	South Dakota State
4. 29 games	Stephen F. Austin
5. 27 games	Oregon

HOME COURT ADVANTAGE

The Ducks are 95-13 (.880) all-time at Matthew Knight Arena since the building opened in 2011.

NON-CONFERENCE RECORD AT MKA

The Ducks are now 45-2 all-time in non-conference games at Matthew Knight Arena. Oregon's 79-73 loss to Mississippi in 2014-15 was just the second non-conference home loss while playing at Matthew Knight Arena. The other time Oregon lost a non-conference game at MKA was on Dec. 18, 2011, when Virginia defeated the Ducks 67-54. UO won 28 non-conference games in a row at MKA between the two losses.

19 CONSECUTIVE WINNING SEASONS

Dana Altman is one of just six active head coaches in NCAA Division I that has posted a winning record for 19 consecutive seasons. For Altman, that streak runs from the 1997-98 season through last season, and covers his final 13 seasons at Creighton and his first six in Eugene.

Active 19-plus Consecutive Winning Seasons as a Head Coach

1. 40 Jim Boeheim - Syracuse, 1976-77 – 2015-16
2. 33 Mike Krzyzewski - Duke, 1983-84 – 2015-16+
3. 28 Roy Williams - Kansas, North Carolina, 1988-89 – 2015-16
4. 21 Bill Self - Oral Roberts, Tulsa, Illinois, Kansas, 1995-96 – 2015-16
5. 20 Tom Izzo - Michigan State, 1996-97 – 2015-16
6. 19 **Dana Altman - Creighton, Oregon, 1997-98 – 2015-16**

+ During the '94-95 season, Krzyzewski coached the team to a 9-3 record before taking a leave of absence to recover from back surgery.

ALTMAN JOINS RARE PAC-12 CLUB

Dana Altman became just the third coach in league history to win Coach of the Year honors in back-to-back seasons joining Stanford's Mike Montgomery (2003, 2004) and Arizona's Lute Olson (1988, 1989 and 1993, 1994). Altman trails only Olson (seven) and Montgomery (four) for career conference coach of the year awards.

OREGON EARNS SIXTH STRAIGHT WINNING SEASON

The Ducks secured their sixth straight winning season in 2015-16. It was just the fourth time in school history that Oregon strung together six or more consecutive winning seasons. The Ducks last did that from 1973-78, when **Dick Harter's** Kamikaze Kids forged six straight winning seasons. The other two such streaks are seven seasons from 1934-40 for coaches **William Reinhart** and **Howard Hobson**, and 10 consecutive seasons from 1923-32 under **George Bohler** and Reinhardt.

HEY MAN, NICE SHOT

Oregon has made at least one three-point field goal in 638 consecutive games. The Ducks' last game with out a three-pointer was Feb. 6, 1997, versus Washington. Ironically, the Ducks held an opponent without a three-pointer for the first time in 10 seasons when Cal went 0-for-12 from three-point range on Jan. 6, 2016.

UNDEFEATED AT HOME

Oregon finished undefeated at home (18-0) for just the fifth time in school history, and for only the second time in the last 78 years. The most recent one came in 2001-02 (16-0). The others are 1937-38 (16-0), 1925-26 (6-0) and 1911-12 (7-0)

CAREER SCORING

Rank	Points	Player	Games	Years
1	2,085	Ron Lee	112	1972-76

18	1,301	Charlie Warren	80	1959-62
19	1,263	Terrell Brandon	57	1989-91
20	1,259	Maarty Leunen	127	2004-08
	1,259	Elgin Cook	108	2013-16
22	1,234	A.D. Smith	117	1995-00
23	1,186	Dick Wilkins	105	1944-48
24	1,183	Bob Hamilton	105	1943-46
25	1,167	Joevan Catron	133	2006-11
26	1,163	Roger Wiley	105	1944-49
27	1,152	Terek Brown	116	1995-99
28	1,090	Charlie Franklin	73	1955-58
29	1,087	Nick Jones	78	1964-67
30	1,082	Mike Clark	108	1977-81
31	1,078	Garrett Sim	136	2008-12
32	1,048	Dillon Brooks	74	2014-16

SEASON SCORING

Rank	Points	Player	Games	Years
1	745	Terrell Brandon	28	1991
	745	Joseph Young	36	2015
3	656	Luke Jackson	31	2004
4	650	Fred Jones	34	2002
5	649	Luke Ridnour	33	2003
6	643	Joseph Young	34	2014
7	639	Stan Love	26	1971
8	635	Dillon Brooks	38	2016
9	629	Greg Ballard	29	1977
10	621	Aaron Brooks	35	2007

SEASON FIELD GOALS

Rank	FG	Player	Games	Years
1	273	Terrell Brandon	28	1991
2	265	Joseph Young	36	2015
3	247	Stan Love	26	1971
4	238	Dick Wilkins	45	1945
5	238	Greg Ballard	29	1977
6	231	Dillon Brooks	38	2016
7	230	Ron Lee	30	1975
8	224	Anthony Taylor	30	1987
9	220	Charlie Warren	26	1962
10	215	Fred Jones	35	2002

DOUBLE-DOUBLES

Chris Boucher (Season - 9; Career - 9)

	PTS	REB
Oklahoma (3-26-16)	14	10
Washington (3-10-16)	19	11
Washington State (2-24-16)	18	13
Arizona State (1-31-16)	26	10
UCLA (1-23-16)	18	10
Long Beach State (12-18-15)	14	10
UC Irvine (12-15-15)	11	13
Navy (12-7-15)	14	14
UNLV (12-4-15)	11	11

Dillon Brooks (Season - 3; Career - 5)

	PTS	REB
Stanford (1-10-16)	15	10
Fresno State (11-30-15)	21	10
Valparaiso (11-22-15)	26	13
Concordia (12-3-14)	14	11
Portland State (11-30-14)	16	14

Jordan Bell (Season - 0; Career - 2)

	PTS	REB
Concordia (12-3-14)	10	11
Portland State (11-30-14)	10	10

SEASON FIELD GOAL PERCENTAGE

Rank	PCT	Player	Games	Years
1	.619	Richard Lucas	28	1991
2	.597	Jordan Bell	35	2015
3	.595	Arsalan Kazemi	35	2013
4	.578	Elgin Cook	34	2014
5	.576	Jordan Bell	30	2016
6	.571	Greg Trapp	29	1984
7	.562	Ian Crosswhite	31	2004
8	.565	Olu Ashaolu	34	2012
9	.559	Maarty Leunen	32	2008
10	.555	Jerry Adams	28	1986

CAREER FIELD GOAL PERCENTAGE

Rank	PCT	Player	Games	Years
1	.585	Jordan Bell	68	2014-17
2	.565	Richard Lucas	111	1987-91
3	.543	Greg Trapp	58	1984-85
4	.531	Keith Balderston	106	1985-88
5	.530	David Brantley	99	1980-84
6	.526	Tony Woods	70	2011-13
7	.525	Kyle Milling	116	1992-97
8	.524	Jerry Adams	111	1981-86
	.524	Ian Crosswhite	83	2003-05
10	.518	Bryan Bracey	58	1999-01

SINGLE GAME BLOCKED SHOTS

Rank	Blks.	Player	Opponent	Date
1	9	Chris Boucher	Arkansas State	11-15-2015
2	8	Blair Rasmussen	Davidson	12-27-1984
	8	Jordan Bell	Arizona State	1-10-2015
4	7	Chris Boucher	Arizona State	1-13-2016
5	6	Jordan Bell	Portland State	11-30-2014
	6	Chris Boucher	Utah	1-14-2016
	6	Chris Boucher	Colorado	2-5-2016
	6	Jordan Bell	Army	11-11-2016
9	5	18 tied		

SEASON BLOCKED SHOTS

Rank	Blks.	Player	Games	Year
1	110	Chris Boucher	38	2015-16
2	94	Jordan Bell	35	2014-15
3	53	Jordan Bell	30	2014-16
4	51	Tony Woods	33	2011-12
5	42	Blair Rasmussen	29	1983-84

CAREER BLOCKED SHOTS

Rank	Blks.	Player	Games	Years
1	160	Jordan Bell	68	2014-17
2	116	Blair Rasmussen	114	1981-85
3	115	Chris Boucher	50	2015-17
4	93	Bob Fife	80	1989-93
5	91	Tony Woods	70	2011-13

PAC-12 TEAM SEASON BLOCKED SHOTS

1	224	Washington	2016
2	221	Oregon	2016
3	211	Arizona State	2013
4	199	UCLA	2011
5	192	Arizona	2000

PAC-12 INDIVIDUAL SEASON BLOCKED SHOTS

Rank	Blks.	Player	Years
1	133	Jordan Bachynski, ASU	2014
2	120	Jordan Bachynski, ASU	2013
3	115	Mario Bennett, ASU	1995
4	113	Rodger Farrington, ASU	1997
5	110	Chris Boucher, Oregon	2016

PAC-12 CAREER A/TO RATIO

1.	4.00	Casey Benson, Oregon (2014-16; 77 G)
2.	3.56	Darren Collison, UCLA (2005-09; 141 G)
3.	3.03	T.J. McConnell, Arizona (2013-15; 76 G)
4.	2.91	Kyle Dodd, ASU (1999-2003; 122 G)

MILESTONES FOR OREGON IN 2015-16

- * Most Wins, 6-season period (154)
- * Most Wins, 5-season period (133)
- * Most Wins, 4-season period (109)
- * Most Wins, 3-season period (81)
- * School season-record 31 wins
- * First-ever No. 1 seed to the NCAA Tournament
- * Pac-12 regular season and tournament champions, same season
- * Undeclared at home (18-0) for the fifth time in school history
- * First time with six consecutive 20-win seasons
- * Second time winning 100 games in four seasons
- * Longest home winning streak (25 games)
- * Four consecutive NCAA Tournament appearances
- * Team season record 221 blocked shots
- * Chris Boucher - Individual season record 110 blocks
- * Elgin Cook - UO career NCAA Tournament record for points (119) and rebounds (49)
- * Casey Benson - NCAA leader in assist-to-turnover ratio (4.9-to-1)
- * Jordan Bell - UO career record 147 blocks
- * Dillon Brooks - First UO player to reach 1,000 career points as a sophomore

PLAYING AT AN ELITE LEVEL

The Ducks advanced to the Elite Eight for the sixth time in school history last season (1939, 1945, 1960, 2002, 2007, 2016). Interestingly, six of Oregon's last eight NCAA Tournament losses have come to Final Four teams.

REACHING RECORD WINS

The Ducks' record of 31-7 was the program's best mark in 77 years. The 1938-39 Tall Firs, which won the first NCAA title, finished the season 29-5. Oregon's 31 wins broke the previous record of 30 set in 1945.

HISTORY MAKING CHAMPIONSHIPS

For the first time in school history, Oregon won both the Pac-12 regular season and tournament titles. It was Oregon's fifth all-time regular season title (1919, 1939, 1945, 2002, 2016) and fourth tournament crown (2003, 2007, 2013, 2016).

DUCKS ALSO SCORE HIGH ON COMPUTER TESTS

Oregon's computer numbers were among the best in the nation. The Ducks finished the regular season as the No. 2 RPI team in the NCAA, CBSSports and ESPN indexes. The Ducks also played the second-toughest schedule in the nation according to ESPN. In addition to the RPI and SOS, the Ducks led the nation with 22 ESPN RPI top-100 wins.

DUCKS SET BLOCKS RECORD, SURPASS OLD PAC-12 MARK

Thanks to **Chris Boucher's** efforts, for the second straight season and for the fourth time in six years under **Dana Altman**, Oregon broke the school's single season blocks record with 221 in 2015-16. The year before, Oregon blocked an all-time high 157 shots. That broke the 2012-13 mark of 146, which broke the record of 121 from 2011-12. Boucher was seventh nationally at 2.9 blocks per game, while former single-season record-holder **Jordan Bell** had 53 blocks on the season. Further, the Ducks' 221 blocks on the season surpassed the previous Pac-12 mark of 211 set by Arizona State in 2013. However, it was not a Pac-12 record as Washington had 224 blocks on the year.

BROOKS THE FIRST SOPHOMORE TO REACH 1,000 POINTS

Dillon Brooks became the first player in school history to score 1,000 career points by the end of his sophomore season. He ranks 32nd in school history with 1,048 career points. Overall he is just the fifth player in school history to score 1,000 points in his first two seasons as a Duck. He joins **Joseph Young** (1,388/2014-15), **Terrell Brandon** (1,263/1990-91), **Antoine Stoudamire** (1,010/1992-93) and **Stan Love** (1,005/1969-70). Young and Stoudamire started their careers as juniors after transferring to Oregon, while Brandon and Love were not eligible to play as freshmen.

THE SWATTERBOY

Chris Boucher was seventh nationally in blocked shots in 2015-16, averaging 2.9 per game. He blocked at least four shots 12 times during the season, including six Feb. 4 against Colorado and seven at Arizona State Jan. 31. Boucher - and yes, it's pronounced the same as Adam Sandler's iconic character Bobby Boucher - was playing just his fourth season of organized basketball and speaks four different languages. He became the UO single-season blocked shots leader March 2 at UCLA and finished with 110 on the year, which ranked fifth on the Pac-12 single season list. He is also third on the UO career list with that same 110

total. Boucher broke the UO single-game record with nine blocks Nov. 25 versus Arkansas State, snapping one of Oregon's longest standing records. That was one better than the eight blocked by **Blair Rasmussen** Dec. 27, 1984, versus Davidson, and matched last season by **Jordan Bell** against Arizona State. Boucher helped Oregon break the school single-game record for blocked shots with 13, which was one better than the 12 against Portland State last year. Both marks were also Matthew Knight Arena records.

BOUCHER'S BLOCKS AND THREES

Chris Boucher is the first player in Pac-12 history - and just the third in the NCAA since 1996-97 - to have 100 blocked shots and made 35 three-point field goals in a single season. Boucher had 110 blocks and 39 threes in 2015-16. The other two players with those numbers are K.J. McDaniels of Clemson (100/42, 2013-14) and Eddie Griffin of Seton Hall (133/41, 2000-01).

TAKE IT EASY

Casey Benson has always had a solid assist-to-turnover ratio in his career, but that was taken to extremes in 2015-16. He had just 24 turnovers in 1,091 minutes played, compared to 117 assists, to lead the nation with a 4.9-to-1 assist to turnover ratio. At one point during the season, Benson's ATO was 15.5-to-1. Benson had a career-best nine assists (no turnovers) Dec. 15 versus UC Irvine. He helped Oregon defeat Utah Jan. 14 by scoring a career-high 15 points. March 5, he scored 12 points against Washington as the Ducks finished a perfect 18-0 season at home. He was one assist shy of a career high, as well as the UO NCAA Tournament record, with eight assists and 11 points in the Sweet 16 against Duke. Benson also has the best career A-TO average in Pac-12 history (4.00-to-1).

BELL NETS CAREER BLOCKS RECORD

Just 50 games into his Oregon career, sophomore **Jordan Bell** became Oregon's career leader in blocked shots and now has 160. Bell passed **Blair Rasmussen** (1981-85) who had 116 blocks in 114 games.

YOUNG AMERICANS

Not to be outshined by his Canadian teammates, **Tyler Dorsey** was one of the top producers among Pac-12 freshmen at 13.4 points per game. He was also 10th in the conference in three-point field goal percentage (.406). Dorsey reached double figures in 27 games in 2015-16 and had six 20-point games, including a career-high tying 25 Feb. 20 against Oregon State. March 2 at UCLA, Dorsey netted 20 points with a career-best nine rebounds and four three-pointers, and followed that with 19 points March 5 at USC. He dropped in 23 in the Pac-12 Tournament championship game versus Utah and came up big with 14 points in the second round of the NCAA Tournament against Saint Joseph's.

SEASON TRENDS

Some of the season trends for the 2015-16 Ducks:

- * Oregon was undefeated (21-0) when holding opponents under 70 points.
- * The Ducks were 26-3 when forcing more steals than the opposition.
- * Oregon was just 6-3 when committing more turnovers than the opponent; 25-3 when those numbers were flipped or even.
- * The Ducks were 22-2 when outrebounding opponents.
- * Oregon was 26-0 when leading at the half.

FINISHING STRONG

Under Coach **Dana Altman**, Oregon has a 38-16 record (.704) during the second half of Pac-12 play. That breaks down to 4-5 in 2011, 7-2 in 2012, 5-4 in 2013, 7-2 in 2014, 8-1 in 2015, and 7-2 in 2016. Only Arizona (41) has won more over the last six seasons.

Second Half of Pac-12 Play, 2011-16

Arizona	41-13	.759
Oregon	38-16	.704
UCLA	34-20	.630
California	33-21	.611
Utah	24-21*	.533
Colorado	23-22*	.511
Washington	25-29	.463
Stanford	24-30	.444
Arizona State	23-31	.426
Oregon State	22-32	.407
USC	19-35	.352
Washington State	14-40	.264

*joined Pac-12 in 2011-12

2015-16 HONORS

Dana Altman

John R. Wooden Pac-12 Coach of the Year
USBWA District IX Coach of the Year
NABC District 20 Coach of the Year

Dillon Brooks

All-America Third Team, Sporting News
All-America Honorable Mention, Associated Press
All-Pac-12 First Team
Pac-12 All-Tournament Team
USBWA District IX Player of the Year
USBWA District IX First Team
NABC District 20 First Team
Julius Erving Small Forward of the Year Finalist
Naismith Men's College Player of the Year Mid-Season List
USBWA National Player of the Week (Feb. 1)
Naismith Trophy National Player of the Week (Feb. 1)
NCAA.com National Player of the Week (Feb. 1)
Pac-12 Player of the Week (Feb. 1)

Elgin Cook

Pac-12 Tournament Most Outstanding Player
All-Pac-12 First Team
Pac-12 All-Tournament Team
NCAA West Region All-Tournament Team

Chris Boucher

Pac-12 All-Defensive Team
All-Pac-12 Honorable Mention
Pac-12 All-Tournament Team

Tyler Dorsey

Pac-12 All-Freshman Team
Pac-12 All-Tournament Team
Wayman Tisdale National Freshman of the Year Watch List

Casey Benson

CoSIDA District 8 All-Academic First Team
Pac-12 All-Academic First Team

DR J SMALL FORWARD OF THE YEAR FINALISTS

DeAndre Bembry, Saint Joseph's
Trevon Bluiett, Xavier
Dillon Brooks, Oregon
Nigel Hayes, Wisconsin
Brandon Ingram, Duke
Roosevelt Jones, Butler
Damion Lee, Louisville
Wayne Selden, Jr., Kansas
Ben Simmons, Louisiana State
Denzel Valentine, Michigan State

MATT ARENA RECORDS

TEAM

Scoring.....	108 vs. Iowa, 3-18-2012
Scoring, One Half.....	66 vs. Western Carolina, 11-13-2013
Scoring, Two Teams.....	205, Oregon (108) vs. Iowa (97), 3-18-2012
Scoring, Two Teams, One Half.....	110, Oregon (66) vs. Western Carolina (44), 11-13-2013
Field Goals Made.....	42 vs. Concordia (Ore.), 12-3-2014
Field Goal Attempts.....	81 vs. Brigham Young, 12-21-2013
Field Goal Percentage.....	.653 (32-49) vs. Western Carolina, 11-13-2013
3-Point Field Goals Made.....	15 vs. Utah, 3-3-2012
3-Point Field Goal Attempts.....	36 by Washington State, 2-8-2015
.....(Oregon Record: 33 vs. Utah, 3-3-2012; 33 vs. Detroit, 11-17-2014)	
3-Point Field Goal Percentage.....	.692 (9-13) vs. UCLA, 1-24-2015
Free Throws Made.....	35 vs. Western Carolina, 11-13-2013
Free Throw Attempts.....	47 vs. Western Carolina, 11-13-2013
Free Throw Percentage.....	1.000 (14-14) by Valparaiso, 11-17-2016
.....(Oregon Record: 1.000 (10-10) vs. Washington, 2-4-2015)	
Rebounds.....	60 vs. Concordia (Ore.), 12-3-2014
Fouls.....	34 by Western Carolina, 11-13-2013
.....(Oregon Record: 26 vs. Oregon State, 1-29-2012; vs. Arizona State, 1-10-2015)	
Fouls, Two Teams.....	53, Oregon (19) vs. Western Carolina (34), 11-13-2013
Assists.....	26 vs. Iowa, 3-18-2012
Turnovers.....	24, 4 times (last vs. Washington, 1-26-2013)
Blocks.....	13 vs. Arkansas State, 11-25-2015
Steals.....	16 vs. USC, 2-1-2014
Winning Streak.....	27 games, 1-10-2015 vs. Arizona State to 11-17-2016 vs. Valparaiso

INDIVIDUAL

Scoring.....	36, Joseph Young vs. Western Carolina, 11-13-2013
Field Goals Made.....	13, Tyler Haws, Brigham Young, 12-21-2013
.....(Oregon Record: 12, Joseph Young vs. Washington, 2-4-2014;	
.....	12, Dillon Brooks vs. Valparaiso, 11-22-2015;
.....	12, Dillon Brooks vs. Utah, 2-7-2016)
Field Goal Attempts.....	25, Troy Huff, North Dakota, 11-30-2013
.....(Oregon Record: 24, Dillon Brooks vs. Valparaiso, 11-22-2015)	
Field Goal Percentage (Min. 7 att.)..	.909 (10-11), Dwayne Benjamin vs. Washington State, 2-8-2015
3-Point Field Goals Made.....	8, Travis Hammonds, Long Beach State, 12-18-2015
.....(Oregon Record: 6, Jay-R Strowbridge vs. Oregon State, 2-19-2011;	
.....	6, Johnathan Loyd vs. Texas-El Paso, 11-29-2011;
.....	6, Joseph Young vs. Coppin State, 11-14-2014)
3-Point Field Goal Attempts.....	14, Scott Bamforth, Weber State, 3-16-2011
.....(Oregon Record: 12, Joseph Young vs. Detroit, 11-17-2014;	
.....	12, Joseph Young vs. USC, 1-22-2015)
3-Point Field Goal Percentage (Min. 5 att.).....	.875 (7-8), Roy Devyn Marble, Iowa, 3-18-2012
Free Throws Made.....	16, E.J. Singler vs. UCLA, 1-21-2012;
.....	16, Joseph Young vs. California 1-9-14
Free Throw Attempts.....	17, E.J. Singler vs. UCLA, 1-21-2012
.....	17, Joseph Young vs. California 1-9-14
Free Throw Percentage.....	1.000 (13-13), Jason Calliste vs. Brigham Young, 12-21-2013
Rebounds.....	18, Arsalan Kazemi vs. California, 2-21-2013
Assists.....	13, Johnathan Loyd vs. Pacific, 11-29-2013;
.....	13, Malcolm Armstead vs. Oregon State, 2-19-2011
Turnovers.....	9, Kyle Anderson, UCLA, 1-31-2014;
.....(Oregon Record: 7, E.J. Singler vs. Washington, 1-26-2013;	
.....	7, E.J. Singler vs. Nevada, 12-31-2012)
Blocks.....	9, Chris Boucher vs. Arkansas State, 11-25-2015
Steals.....	6, Joseph Young vs. USC, 2-1-2014

IT'S NOT EASY BEING GREEN

Matthew Knight Arena was recently selected as one of the nation's 11 greenest college basketball arenas by LawnStarter. Opened in 2011, MKA received LEED Gold certification: Gold. Among the green features cited by LawnStarter were a 50 percent reduction in water use for landscaping, water use for the building as a whole reduced by 30 percent, and indoor air quality was enhanced with low-emitting construction materials like carpet, paint, wood and sealants.

DUCKS IN THE NBA

Oregon currently has two players in the NBA, **Aaron Brooks** (ninth season) and **Joseph Young** (second season) who both play for the Indiana Pacers.

"O" CANADA

The Ducks have three players on the current team from Canada: **Dillon Brooks**, **Dylan Ennis** and **Chris Boucher**. They are the latest in a recent line of Ducks, most from the Toronto area, to hail from the Great White North. The northern flock:

- * Olu Ashaolu (Toronto, 2012)
- * Devoe Joseph (Toronto, 2012)
- * Richard Amardi (Toronto, 2014)
- * Jason Calliste (Scarborough, Ont., 2014)
- * Dillon Brooks (Mississauga, Ont., 2015-17)
- * Chris Boucher (Montreal, 2016-17)
- * Dylan Ennis (Brampton, Ont., 2016-17)

HOME OPENING STREAK CONTINUES

The Ducks have now won 19 straight home openers. Oregon last dropped a home opener at the beginning of the 1997-98 season, 56-54 to Portland State.

USC STREAK

The Ducks' current streak of 12 straight wins over USC is Oregon's longest ever against the Trojans. UO's previous best in the series was nine straight from 1986-87 to 1990-91.

**Oregon Combined Team Statistics
All Games**

RECORD:	OVERALL	HOME	AWAY	NEUTRAL
All Games	2-1	2-0	0-1	0-0
Conference	0-0	0-0	0-0	0-0
Non-conference	2-1	2-0	0-1	0-0

## Player	gp-gs	min	avg	Total		3-Point		F-Throw		Rebounds				pf	dq	a	to	blk	stl	pts	avg
				fg-fga	fg%	3fg-fga	3fg%	ft-fga	ft%	off	def	tot	avg								
25 Chris Boucher	3-3	79	26.3	19-30	.633	5-12	.417	8-9	.889	9	10	19	6.3	11	0	1	3	5	1	51	17.0
05 Tyler Dorsey	3-3	92	30.7	13-34	.382	6-14	.429	6-8	.750	2	5	7	2.3	1	0	6	1	0	1	38	12.7
01 Jordan Bell	3-3	88	29.3	14-25	.560	1-4	.250	8-12	.667	11	15	26	8.7	8	0	4	10	13	2	37	12.3
03 Payton Pritchard	3-0	83	27.7	6-19	.316	3-11	.273	12-14	.857	1	4	5	1.7	6	0	12	8	2	2	27	9.0
31 Dylan Ennis	3-3	87	29.0	7-26	.269	2-13	.154	5-6	.833	0	14	14	4.7	6	0	5	6	2	3	21	7.0
35 Kaveil Bigby-Williams	3-0	44	14.7	5-13	.385	0-0	.000	3-5	.600	5	6	11	3.7	8	0	0	4	0	0	13	4.3
41 Roman Sorkin	3-0	28	9.3	3-7	.429	2-3	.667	4-4	1.000	3	4	7	2.3	6	0	3	2	4	0	12	4.0
02 Casey Benson	3-3	70	23.3	2-10	.200	0-6	.000	5-6	.833	1	4	5	1.7	2	0	8	4	0	0	9	3.0
11 Keith Smith	3-0	28	9.3	4-10	.400	0-4	.000	0-0	.000	1	4	5	1.7	6	0	3	1	1	0	8	2.7
10 Charlie Noebel	1-0	1	1.0	0-0	.000	0-0	.000	0-0	.000	0	0	0	0.0	0	0	0	0	0	0	0	0.0
TM TEAM										6	7	13									
Oregon	3	600		73-174	.420	19-67	.284	51-64	.797	39	73	112	37.3	54	0	42	39	27	9	216	72.0
Opponents	3	600		69-177	.390	19-57	.333	40-52	.769	36	62	98	32.7	63	1	37	35	12	14	197	65.7

Team Statistics	ORE	OPP
SCORING	216	197
Points per game	72.0	65.7
Scoring margin	+6.3	-
FIELD GOALS-ATT	73-174	69-177
Field goal pct	.420	.390
3 POINT FG-ATT	19-67	19-57
3-point FG pct	.284	.333
3-pt FG made per game	6.3	6.3
FREE THROW-ATT	51-64	40-52
Free throw pct	.797	.769
F-Throws made per game	17.0	13.3
REBOUNDS	112	98
Rebounds per game	37.3	32.7
Rebounding margin	+4.7	-
ASSISTS	42	37
Assists per game	14.0	12.3
TURNOVERS	39	35
Turnovers per game	13.0	11.7
Turnover margin	-1.3	-
Assist/turnover ratio	1.1	1.1
STEALS	9	14
Steals per game	3.0	4.7
BLOCKS	27	12
Blocks per game	9.0	4.0
Attendance	19873	5891
Home game-Avg/Game	2-9937	1-5891
Neutral site-Avg/game		0-0

Date	Opponent		Score	Att.
11/11/16	ARMY WEST POINT	W	91-77	12364
11/15/16	at Baylor	L	49-66	5891
11/17/16	VALPARAISO	W	76-54	7509

* Conference game

Score by periods	1st	2nd	Total
Opponents	94	103	197
Oregon	109	107	216

Oregon Extended Season Box Score
All Games

RECORD:	OVERALL	HOME	AWAY	NEUTRAL
All Games	2-1	2-0	0-1	0-0
Conference	0-0	0-0	0-0	0-0
Non-conference	2-1	2-0	0-1	0-0

#	Player	Total				3-Point				F-Throw				Rebounds				a/g				to				a/to				blk				stl				pts				avg			
		gp-gs	min	avg	fg-fga	fg%	3fg-fga	3fg%	ft-fga	ft%	off	def	tot	avg	pf	dq	a	a/g	to	to/g	a/to	blk	blk/g	stl	stl/g	pts	pts/g	pts	pts/g	avg															
25	Chris Boucher	3-3	79	26.3	19-30	.633	5-12	.417	8-9	.889	9	10	19	6.3	11	0	1	0.3	3	1.0	0.3	5	1.7	1	0.3	51	17.0																		
05	Tyler Dorsey	3-3	92	30.7	13-34	.382	6-14	.429	6-8	.750	2	5	7	2.3	1	0	6	2.0	1	0.3	6.0	0	0.0	1	0.3	38	12.7																		
01	Jordan Bell	3-3	88	29.3	14-25	.560	1-4	.250	8-12	.667	11	15	26	8.7	8	0	4	1.3	10	3.3	0.4	13	4.3	2	0.7	37	12.3																		
03	Payton Pritchard	3-0	83	27.7	6-19	.316	3-11	.273	12-14	.857	1	4	5	1.7	6	0	12	4.0	8	2.7	1.5	2	0.7	2	0.7	27	9.0																		
31	Dylan Ennis	3-3	87	29.0	7-26	.269	2-13	.154	5-6	.833	0	14	14	4.7	6	0	5	1.7	6	2.0	0.8	2	0.7	3	1.0	21	7.0																		
35	Kavell Bigby-Williams	3-0	44	14.7	5-13	.385	0-0	.000	3-5	.600	5	6	11	3.7	8	0	0	0.0	4	1.3	0.0	0	0.0	0	0.0	13	4.3																		
41	Roman Sorkin	3-0	28	9.3	3-7	.429	2-3	.667	4-4	1.000	3	4	7	2.3	6	0	3	1.0	2	0.7	1.5	4	1.3	0	0.0	12	4.0																		
02	Casey Benson	3-3	70	23.3	2-10	.200	0-6	.000	5-6	.833	1	4	5	1.7	2	0	8	2.7	4	1.3	2.0	0	0.0	0	0.0	9	3.0																		
11	Keith Smith	3-0	28	9.3	4-10	.400	0-4	.000	0-0	.000	1	4	5	1.7	6	0	3	1.0	1	0.3	3.0	1	0.3	0	0.0	8	2.7																		
10	Charlie Noebel	1-0	1	1.0	0-0	.000	0-0	.000	0-0	.000	0	0	0	0.0	0	0	0	0.0	0	0.0	0.0	0	0.0	0	0.0	0	0.0																		
3	Oregon		600		73-174	.420	19-67	.284	51-64	.797	39	73	112	37.3	54	0	42	14.0	39	13.0	1.1	27	9.0	9	3.0	216	72.0																		
3	Opponents		600		69-177	.390	19-57	.333	40-52	.769	36	62	98	32.7	63	1	37	12.3	35	11.7	1.1	12	4.0	14	4.7	197	65.7																		

Score by Period	1st	2nd	Total
Opponents	94	103	197
Oregon	109	107	216

Oregon Game by Game Comparison

All Games

Opponent	1st	2nd	Score	Mar	Total FG	FG Pct	3-Pointers	3FG Pct	Free Throws	FT Pct	Rebounds	Assist	T/Over	Block	Steal	Fouls	
ARMY WEST POINT	49/31	42/46	91-77	+14	27-60/26-66	.450/.394	9-25/9-24	.360/.375	28-34/16-23	.824/.696	42/30	+12	15/14	17/13	13/0	2/3	23/27
Baylor	23/33	26/33	49-66	(-17)	19-58/25-55	.328/.455	3-21/6-12	.143/.500	8-11/10-15	.727/.667	30/41	(-11)	11/18	10/11	8/9	5/5	16/14
VALPARAISO	37/30	39/24	76-54	+22	27-56/18-56	.482/.321	7-21/4-21	.333/.190	15-19/14-14	.789/1.000	40/27	+13	16/5	12/11	6/3	2/6	15/22

Note: Game totals are displayed in the format TEAM/OPPONENT for each category

**Oregon Points-Rebounds-Assists
All Games**

Opponent	Date	Score		01 J. Bell	02 C. Benson	03 P. Pritchard	05 T. Dorsey	10 C. Noebel	11 K. Smith	25 C. Boucher	31 D. Ennis
ARMY WEST POINT	11/11/16	91-77	W	14-8-1	4-2-3	15-2-4	21-2-2	DNP	4-2-0	14-8-0	0-7-2
at Baylor	11/15/16	49-66	L	8-11-2	0-2-4	3-1-3	9-2-1	DNP	0-1-0	12-2-0	16-3-1
VALPARAISO	11/17/16	76-54	W	15-7-1	5-1-1	9-2-5	8-3-3	0-0-0	4-2-3	25-9-1	5-4-2

**Oregon Points-Rebounds-Assists
All Games**

Opponent	Date	Score		35 K. Bigby-Williams	41 R. Sorokin
ARMY WEST POINT	11/11/16	91-77	W	7-3-0	12-5-3
at Baylor	11/15/16	49-66	L	1-3-0	0-2-0
VALPARAISO	11/17/16	76-54	W	5-5-0	0-0-0

Valparaiso vs. Oregon

11/17/2016 6:02 p.m. at Matthhew Knight Arena, Eugene, Ore.

Valparaiso 54 (3-1)

Valparaiso 54 (3-1)			Total	3-Ptr	Rebounds										
##	Player		FG-FGA	FG-FGA	FT-FTA	Off	Def	Tot	PF	TP	A	TO	Blk	Stl	Min
23	Jubril ADEKOYA	F	0-1	0-0	2-2	2	1	3	5	2	1	2	0	1	22
25	Alec PETERS	F	8-18	2-8	6-6	1	2	3	2	24	1	2	0	1	37
02	Tevonn WALKER	G	4-13	0-3	4-4	4	2	6	3	12	1	2	0	0	34
11	Shane HAMMINK	G	3-14	0-4	2-2	2	2	4	3	8	0	1	0	2	32
15	Lexus WILLIAMS	G	2-6	1-4	0-0	1	1	2	3	5	1	1	0	1	24
01	Micah BRADFORD		1-1	1-1	0-0	0	0	0	0	3	0	0	0	0	6
03	Max JOSEPH		0-2	0-1	0-0	0	3	3	2	0	1	1	1	1	23
14	Jaume SOROLLA		0-0	0-0	0-0	0	2	2	2	0	0	1	1	0	17
21	Derrik SMITS		0-1	0-0	0-0	0	2	2	2	0	0	1	1	0	4
22	Nick DAVIDSON		0-0	0-0	0-0	0	0	0	0	0	0	0	0	0	1
TEAM						2	0	2							
Totals			18-56	4-21	14-14	12	15	27	22	54	5	11	3	6	200
FG % 1st Half: 11-26			42.3%	2nd Half: 7-30	23.3%				Game: 18-56		32.1%		Deadball		
3FG % 1st Half: 2-8			25.0%	2nd Half: 2-13	15.4%				Game: 4-21		19.0%		Rebounds		
FT % 1st Half: 6-6			100.0%	2nd Half: 8-8	100.0%				Game: 14-14		100.0%		1 2		

Oregon 76 (2-1)

Oregon 76 (2-1)			Total	3-Ptr	Rebounds										
##	Player		FG-FGA	FG-FGA	FT-FTA	Off	Def	Tot	PF	TP	A	TO	Blk	Stl	Min
01	Jordan Bell	F	7-13	1-3	0-0	4	3	7	4	15	1	2	3	0	22
25	Chris Boucher	F	9-12	3-5	4-4	4	5	9	3	25	1	2	3	1	31
02	Casey Benson	G	1-4	0-2	3-4	1	0	1	0	5	1	2	0	0	27
05	Tyler Dorsey	G	2-9	1-4	3-5	0	3	3	0	8	3	0	0	1	27
31	Dylan Ennis	G	2-5	1-4	0-0	0	4	4	3	5	2	0	0	0	23
03	Payton Pritchard		2-5	1-3	4-4	0	2	2	1	9	5	2	0	0	28
10	Charlie Noebel		0-0	0-0	0-0	0	0	0	0	0	0	0	0	0	1
11	Keith Smith		2-2	0-0	0-0	0	2	2	2	4	3	1	0	0	15
35	Kave Bigby-Williams		2-5	0-0	1-2	2	3	5	1	5	0	3	0	0	24
41	Roman Sorkin		0-1	0-0	0-0	0	0	0	1	0	0	0	0	0	2
TEAM						4	3	7							
Totals			27-56	7-21	15-19	15	25	40	15	76	16	12	6	2	200
FG % 1st Half: 12-29 41.4%			2nd Half: 15-27 55.6%		Game: 27-56 48.2%					Deadball					
3FG % 1st Half: 5-12 41.7%			2nd Half: 2-9 22.2%		Game: 7-21 33.3%					Rebounds					
FT % 1st Half: 8-10 80.0%			2nd Half: 7-9 77.8%		Game: 15-19 78.9%					1					

Officials: Gregory Nixon, Tommy Nunez, Daryl Gelinas

Technical Fouls: Valparaiso-None. Oregon-None.

Matthhew Knight Arena, Eugene, Ore. Attendance: 7509

Score by Period	1st	2nd	Total
Valparaiso	30	24	54
Oregon	37	39	76

Last FG - VALPO 2nd-00:21, ORE 2nd-01:02.

Largest lead - VALPO by 4 1st-13:43, ORE by 25 2nd-01:02

VALPO led for 05:55. ORE led for 32:34. Game was tied for 01:31.

	In	Off	2nd	Fast	
Points	Paint	T/O	Chance	Break	Bench
VALPO	16	9	10	2	3
ORE	40	10	15	10	18

Score Tied - 2 times

Lead Changed - 6 times

Official Box Score -- Game Totals -- Final Statistics

Oregon vs. Baylor

11/15/2016 2:31 p.m. at Ferrell Center (Waco, Texas)

Oregon 49 (1-1 (#4/4))

##	Player		Total		3-Ptr	Rebounds			PF	TP	A	TO	Blk	Stl	Min
			FG-FGA	FG-FGA	FT-FTA	Off	Def	Tot							
01	Jordan Bell	F	4-8	0-0	0-0	4	7	11	2	8	2	5	4	2	36
25	Chris Boucher	F	5-9	1-4	1-2	2	0	2	4	12	0	0	1	0	24
02	Casey Benson	G	0-2	0-2	0-0	0	2	2	0	0	4	1	0	0	23
05	Tyler Dorsey	G	4-14	1-4	0-0	1	1	2	1	9	1	0	0	0	33
31	Dylan Ennis	G	5-13	1-6	5-6	0	3	3	1	16	1	2	2	2	34
03	Payton Pritchard		1-6	0-3	1-1	0	1	1	2	3	3	2	0	1	23
11	Keith Smith		0-1	0-1	0-0	0	1	1	2	0	0	0	1	0	7
35	Kave Bigby-Williams		0-3	0-0	1-2	1	2	3	3	1	0	0	0	0	12
41	Roman Sorkin		0-2	0-1	0-0	2	0	2	1	0	0	0	0	0	8
TEAM						2	1	3							
Totals			19-58	3-21	8-11	12	18	30	16	49	11	10	8	5	200
FG % 1st Half: 9-32			28.1%	2nd Half: 10-26		38.5%	Game: 19-58			32.8%	Deadball				
3FG % 1st Half: 2-13			15.4%	2nd Half: 1-8		12.5%	Game: 3-21			14.3%	Rebounds				
FT % 1st Half: 3-3			100.0%	2nd Half: 5-8		62.5%	Game: 8-11			72.7%	2,1				

Baylor 66 (2-0 (NR/NR))

##	Player		Total		3-Ptr	Rebounds			PF	TP	A	TO	Blk	Stl	Min
			FG-FGA	FG-FGA	FT-FTA	Off	Def	Tot							
00	Jo Lual-Acuil Jr.	F	3-7	0-0	2-5	6	8	14	3	8	1	0	7	1	28
05	Johnathan Motley	F	8-15	0-0	1-1	1	6	7	3	17	0	2	1	0	28
20	Manu Lecomte	G	6-9	4-5	2-3	1	3	4	0	18	7	3	0	2	35
24	Ishmail Wainright	G	2-4	0-1	0-1	2	2	4	2	4	6	1	0	1	24
25	Al Freeman	G	2-8	1-4	3-3	1	2	3	0	8	1	2	0	0	26
01	Wendell Mitchell		1-3	0-0	0-0	0	1	1	2	2	2	0	0	0	15
03	Jake Lindsey		1-3	1-2	0-0	1	2	3	1	3	0	1	1	0	16
22	King McClure		0-1	0-0	0-0	1	0	1	0	0	1	0	0	0	6
31	Terry Maston		2-5	0-0	2-2	0	1	1	3	6	0	1	0	1	22
TEAM						1	2	3			1				
Totals			25-55	6-12	10-15	14	27	41	14	66	18	11	9	5	200
FG % 1st Half: 12-27			44.4%	2nd Half: 13-28		46.4%	Game: 25-55			45.5%	Deadball				
3FG % 1st Half: 5-7			71.4%	2nd Half: 1-5		20.0%	Game: 6-12			50.0%	Rebounds				
FT % 1st Half: 4-7			57.1%	2nd Half: 6-8		75.0%	Game: 10-15			66.7%	2,1				

Officials: (R) Joe DeRosa, (U1) Darron George, (U2) Kipp Kissinger

Technical Fouls: Oregon-None. Baylor-None.

Ferrell Center (Waco, Texas) Attendance: 5891

Score by Period	1st	2nd	Total
Oregon	23	26	49
Baylor	33	33	66

Points	In Paint	Off T/O	2nd Chance	Fast Break	Bench
ORF	0	12	4	0	4
BU	0	13	15	0	11

Last FG - ORE 2nd-06:03, BU 2nd-03:02.

Largest lead - ORE by 3 1st-19:34, BU by 17 2nd-00:13

ORE led for 01:41. BU led for 37:29. Game was tied for 00:50.

Score Tied - 1 times
Lead Changed - 1 times



#1 JORDAN BELL

JUNIOR | FORWARD | 6-9 | 225 | LONG BEACH, CALIF.

LONG BEACH POLY HS

#01 Jordan Bell														
Opponent	Date	gs	min	Total	fg-fga	fg%	3fg-fga	3fg%	F-Throw	ft-fa	ft%	Rebounds	off	def
ARMY WEST POINT	11/11/16	*	30	3-4	.750		0-1	.000	8-12	.667		3	5	8
at Baylor	11/15/16	*	36	4-8	.500		0-0	.000	0-0	.000		4	7	11
VALPARAISO	11/17/16	*	22	7-13	.538		1-3	.333	0-0	.000		4	3	7
Totals		3	88	14-25	.560		1-4	.250	8-12	.667		11	15	26

Games played: 3
Minutes per Game: 29.3
Points per Game: 12.3
FG Percent: 56.0
3FG Percent: 25.0
FT Percent: 66.7

Rebounds Per Game: 8.7
Assists Per Game: 1.3
Turnovers Per Game: 3.3
Assist/Turnover Ratio: 0.4
Steals Per Game: 0.7
Blocks Per Game: 4.3

2015-16 | SOPHOMORE SEASON

- Became Oregon's career blocked shots leader in just his 50th game (147).
- Owens two of the top three single season blocks marks in UO history - 94 in 2015 (second) and 53 in 2016 (third).
- Averaged seven points, 5.4 rebounds and 1.8 blocks in 30 appearances as a sophomore.
- Led the Ducks in field goal percentage, hitting on 57.6 percent of his shots, good for fifth-place in the program single-season record book.
- Tops the UO career list in field goal percentage, converting on 58.6 percent of his shots for his two seasons.
- Recorded a season high in rebounds in the Ducks' Elite Eight loss to Oklahoma with 12.
- Was huge for the Ducks in their Sweet 16 win over Duke, adding 13 points, seven rebounds, three blocks and two steals.
- Pulled in 10 rebounds in the Ducks' NCAA Second Round win over St. Joe's.
- Added another nine points, along with three blocks and a career-high three steals in the Pac-12 Championship game.
- Contributed nine points and seven rebounds in the Ducks' Pac-12 semifinal win over Arizona.
- Notched his sixth double-digit scoring effort of the season at USC on March 6, adding 10 points, along with four rebounds, a steal and a block.
- Was big for the Ducks against Utah (Feb. 7) with 10 points, also leading UO in blocks with three.
- Recorded his first double-digit rebounding game of the season against Stanford with 10 boards to go along with eight points and two blocks.
- Added six points and five rebounds in 17 minutes off the bench against Cal.
- Recorded season high in blocks (5) in the Ducks' win over Western Oregon.
- Scored a career-high 15 points and collected five rebounds in the Ducks' win over Alabama.
- Collected eight rebounds and scored in double figures for the second-straight game with 10 points against Long Beach State.
- Started and scored 12 points against UC Irvine in his second appearance of the season while also tying his career high in steals with three.
- Returned to the Duck lineup against Boise State after being sidelined for the first eight games of the season with a left foot injury, and added three points, seven rebounds, four assists and two blocks.

MISCELLANEOUS STATS

CATEGORY	2016-17	CAREER
Double-digit scoring	2	12
20+ point games		
Double-digit rebounding	1	9
Double-doubles		2
Led UO in scoring		
Led UO in rebounding	2	27
Led UO in assists		7
Led UO in steals	1	24
Led UO in blocks	3	46
5+ assist games		2
3+ steal games	2	4
3+ block games	2	30

YEAR-BY-YEAR CAREER STATISTICS


Season	GP-GS	Min./Avg.	FG-FGA	pct.	3FG-3FGA	pct.	FT-FTA	pct.	off	def	tot	avg.	pf	fo	asst	to	blk	stl	Points	Avg.
2014-15	35-20	831/23.7	83-139	.597	0-0	.000	11-21	.524	66	148	214	6.1	95	4	47	37	94	28	177	5.1
2015-16	30-4	636/21.2	91-158	.576	0-2	.000	28-54	.519	46	117	163	5.4	78	2	38	50	53	34	210	7.0
TOTAL	65-24	1,467/22.6	174-297	.586	0-2	.000	39-75	.520	112	265	377	5.8	173	6	85	87	147	62	387	6.0

2016-17 SEASON HIGHS

Points	15	Valparaiso (11-17-16)
FG Made	7	Valparaiso (11-17-16)
FG Att.	13	Valparaiso (11-17-16)
3 PT Made	1	Valparaiso (11-17-16)
3 PT Att.	3	Valparaiso (11-17-16)
FT Made	8	Army (11-11-16)
FT Att.	12	Army (11-11-16)
Rebounds	11	at Baylor (11-15-16)
Assists	2	at Baylor (11-15-16)
Steals	2	at Baylor (11-15-16)
Blocks	6	Army (11-11-16)
Minutes	36	at Baylor (11-15-16)

CAREER HIGHS

Points	15	at Alabama (12-21-15)
		Valparaiso (11-17-16)
FG Made	7	at Alabama (12-21-15)
		Valparaiso (11-17-16)
FG Att.	13	Valparaiso (11-17-16)
3 PT Made	-	-
3 PT Att.	1	3 times
FT Made	8	Army (11-11-16)
FT Att.	12	Army (11-11-16)
Rebounds	13	USC (1-22-15)
Assists	5	CS Northridge (12-17-14)
		UCLA (1-24-15)
Steals	3	4 times
Blocks	8	Arizona State (1-10-15)
Minutes	36	at Baylor (11-15-16)



#2 CASEY BENSON

JUNIOR | GUARD | 6-3 | 185 | TEMPE, ARIZ.

CORONA DEL SOL HS

#02 Casey Benson																
Opponent	Date	gs	min	Total fg-fga	fg%	3-Point 3fg-fga	3fg%	F-Throw ft-fa	ft%	Rebounds				pf	a	to
ARMY WEST POINT	11/11/16	*	20	1-4	.250	0-2	.000	2-2	1.000	0	2	2	2.0	2	3	1
at Baylor	11/15/16	*	23	0-2	.000	0-2	.000	0-0	.000	0	2	2	2.0	0	4	1
VALPARAISO	11/17/16	*	27	1-4	.250	0-2	.000	3-4	.750	1	0	1	1.7	0	1	2
Totals		3	70	2-10	.200	0-6	.000	5-6	.833	1	4	5	1.7	2	8	4

Games played: 3
Minutes per Game: 23.3
Points per Game: 3.0
FG Percent: 20.0
3FG Percent: 0.0
FT Percent: 83.3

Rebounds Per Game: 1.7
Assists Per Game: 2.7
Turnovers Per Game: 1.3
Assist/Turnover Ratio: 2.0
Steals Per Game: 0.0
Blocks Per Game: 0.0

2015-16 | SOPHOMORE SEASON

- Started all 38 games for the Ducks as a sophomore, averaging six points, 2.3 rebounds and 3.1 assists.
- Named to the CoSIDA District 8 all-academic first team.
- Was named to the Pac-12 all-academic first team.
- Impressive assist-to-turnover ratio of 4.88-to-1 led the nation.
- Tied his career high in triples with three on his way to an 11-point, eight-assist night in the Ducks' Sweet 16 win over Duke.
- Scored eight points and dished off three assists to no turnovers in a career high-tying 37 minutes in the Ducks' Pac-12 semifinal win over Arizona.
- Hit a career-high six free throws on his way to a 12-point, five-rebound, four-assist night against Washington.
- Recorded a career high in rebounds with five assists, along with eight points and five assists in the Ducks' win over Oregon State on Feb. 20.
- Scored eight points, while dishing off four assists and collecting four rebounds against UCLA.
- Added six points, six assists and no turnovers in a career-high 37 minutes at Colorado.
- Recorded a career-high 15 points in the Ducks' win at Utah.
- Hit three triples to tie his career high in three-pointers on the way to a nine-point, six-assist night in the win over Stanford.
- Contributed eight points and two assists in the home win over Cal.
- Scored 11 points and added five assists in the Ducks' win over Long Beach State.
- Dished off a career-high nine assists in the win over UC Irvine.
- Scored 10 points in a 36 minutes in the win over Navy.
- Clocked 34 minutes while adding six points and four assists in Oregon's 73-67 win over Valparaiso.
- Went a perfect 4-of-4 from the line and went on to score nine points as the Ducks' starting point guard in the win over 20th-ranked Baylor.

MISCELLANEOUS STATS

CATEGORY	2016-17	CAREER
Double-digit scoring		8
20+ point games		
Double-digit rebounding		
Double-doubles		
Led UO in scoring		
Led UO in rebounding		
Led UO in assists	1	20
Led UO in steals		11
Led UO in blocks		1
5+ assist games		9
3+ steal games		3
3+ block games		

YEAR-BY-YEAR CAREER STATISTICS

Season	GP-GS	Min./Avg.	FG-FGA	pct.	3FG-3FGA	pct.	FT-FTA	pct.	off	def	tot	avg.	pf	fo	asst	to	blk	stl	Points	Avg.
2014-15	36-9	707/19.6	42-109	.385	25-73	.342	17-25	.680	8	61	69	1.9	56	0	72	23	1	23	126	3.5
2015-16	38-38	1,091/28.7	75-177	.424	34-94	.362	44-63	.698	16	70	86	2.3	65	0	117	24	1	27	228	6.0
TOTAL	74-47	1,798/24.3	117-286	.409	59-167	.353	61-88	.693	24	131	155	2.1	121	0	189	47	2	50	354	4.8

2016-17 SEASON HIGHS

Points	5	Valparaiso (11-17-16)
FG Made	1	Army (11-11-16)
		Valparaiso (11-17-16)
FG Att.	4	Army (11-11-16)
		Valparaiso (11-17-16)
3 PT Made	-	-
3 PT Att.	2	3 times
FT Made	3	Valparaiso (11-17-16)
FT Att.	4	Valparaiso (11-17-16)
Rebounds	2	Army (11-11-16)
		at Baylor (11-15-16)
Assists	4	at Baylor (11-15-16)
Steals	-	-
Blocks	-	-
Minutes	27	Valparaiso (11-17-16)

CAREER HIGHS

Points	15	at Utah (1-14-15)
FG Made	5	Coppin State (11-14-14)
		at Utah (1-14-15)
FG Att.	9	vs. Navy (12-7-15)
		at Utah (1-14-15)
3 PT Made	3	5 times
3 PT Att.	5	6 times
FT Made	6	Washington (2-28-16)
FT Att.	8	Washington (2-28-16)
Rebounds	5	Oregon State (2-20-16)
		Washington (2-28-16)
Assists	9	UC Irvine (12-15-15)
Steals	3	3 times
Blocks	1	Washington (2-4-15)
	1	vs. California (1-6-16)
Minutes	37	at Colorado (1-17-16)
		vs. Arizona (3-11-16)



#35 KAVELL BIGBY-WILLIAMS

JUNIOR | FORWARD | 6-11 | 230 | LONDON, ENGLAND

HARRIS ACADEMY BECKENHAM / GILLETTE COLLEGE

2016-17 | JUNIOR SEASON

• .

MISCELLANEOUS STATS

CATEGORY 2016-17 CAREER

Double-digit scoring	
20+ point games	
Double-digit rebounding	
Double-doubles	
Led UO in scoring	
Led UO in rebounding	
Led UO in assists	
Led UO in steals	
Led UO in blocks	
5+ assist games	
3+ steal games	
3+ block games	

#35 Kavell Bigby-Williams																
Opponent	Date	gs	min	Total		3-Point		F-Throw		Rebounds				pf	a	to
				fg-fga	fg%	3fg-fga	3fg%	ft-fa	ft%	off	def	tot	avg			
ARMY WEST POINT	11/11/16	8		3-5	.600	0-0	.000	1-1	1.000	2	1	3	3.0	4	0	1
at Baylor	11/15/16	12		0-3	.000	0-0	.000	1-2	.500	1	2	3	3.0	3	0	0
VALPARAISO	11/17/16	24		2-5	.400	0-0	.000	1-2	.500	2	3	5	3.7	1	0	3
Totals		0	44	5-13	.385	0-0	.000	3-5	.600	5	6	11	3.7	8	0	4

Games played: 3
Minutes per Game: 14.7
Points per Game: 4.3
FG Percent: 38.5
3FG Percent: 0.0
FT Percent: 60.0

Rebounds Per Game: 3.7
Assists Per Game: 0.0
Turnovers Per Game: 1.3
Assist/Turnover Ratio: 0.0
Steals Per Game: 0.0
Blocks Per Game: 0.0

2016-17 SEASON HIGHS

Points	7	Army (11-11-16)
FG Made	3	Army (11-11-16)
FG Att.	5	Army (11-11-16)
	5	Valparaiso (11-17-16)
3 PT Made	-	-
3 PT Att.	-	-
FT Made	1	3 times
FT Att.	2	at Baylor (11-15-16)
		Valparaiso (11-17-16)
Rebounds	5	Valparaiso (11-17-16)
Assists	-	-
Steals	-	-
Blocks	-	-
Minutes	24	Valparaiso (11-17-16)

YEAR-BY-YEAR CAREER STATISTICS

Season	GP-GS	Min./Avg.	FG-FGA	pct.	3FG-3FGA	pct.	FT-FTA	pct.	off	def	tot	avg.	pf	fo	asst	to	blk	stl	Points	Avg.
2016-17																				
TOTAL																				



#25 CHRIS BOUCHER

SENIOR | FORWARD | 6-10 | 2000 | MONTREAL, QUEBEC

DAMASE BOULANGER HS / NORTHWEST COLLEGE

#25 Chris Boucher																
Opponent	Date	gs	min	Total fg-fga	fg%	3-Point 3fg-fga	3fg%	F-Throw ft-fa	ft%	Rebounds				pf	a	to
ARMY WEST POINT	11/11/16	*	24	5-9	.556	1-3	.333	3-3	1.000	3	5	8	8.0	4	0	1
at Baylor	11/15/16	*	24	5-9	.556	1-4	.250	1-2	.500	2	0	2	5.0	4	0	0
VALPARAISO	11/17/16	*	31	9-12	.750	3-5	.600	4-4	1.000	4	5	9	6.3	3	1	2
Totals		3	79	19-30	.633	5-12	.417	8-9	.889	9	10	19	6.3	11	1	3

Games played: 3
Minutes per Game: 26.3
Points per Game: 17.0
FG Percent: 63.3
3FG Percent: 41.7
FT Percent: 88.9

Rebounds Per Game: 6.3
Assists Per Game: 0.3
Turnovers Per Game: 1.0
Assist/Turnover Ratio: 0.3
Steals Per Game: 0.3
Blocks Per Game: 1.7

2015-16 | SENIOR SEASON

- Appeared in all 38 games for the Ducks as a junior, starting in 35 and recording a Pac-12 leading total of 110 blocks.
- Is the only player in Pac-12 history with 100 blocks and 35 three-pointers in the same season; only the third to do that in NCAA Division I since 1996-97.
- Was named to the Pac-12 all-tournament team.
- Recorded a team-leading nine double-doubles.
- Was named honorable mention all-conference as well as first-team all-defense.
- Owns four of the top six single-game blocked shots marks in UO history.
- With three blocks at UCLA (March 2), set a new single-season record. He had 110 on the season, surpassing Jordan Bell's 94 in 2014-15.
- Finished 11th in the conference in rebounding and eighth in offensive rebounds, averaging 7.4 rebounds and 2.7 offensive boards per game.
- His 2.89 blocks per game were seventh in the country.
- Tallied his ninth double-double of the season in the Ducks' Elite Eight appearance against Oklahoma with 14 points and 10 rebounds.
- Recorded his second 20-point game as a Duck with 20 points and five rebounds in the NCAA Tournament First Round win over Holy Cross.
- Was big for the Ducks in the Pac-12 quarterfinal game against Washington, recording a double-double with 19 points and 11 rebounds.
- Recorded his seventh double-double of the season (18p, 13r) in Oregon's win over Washington State.
- Hit a career-high 9-of-10 free throws to help lift the Ducks over Oregon State on Feb. 20.
- Notched his sixth double-double this season at Arizona State with a career-high 26 points and 10 rebounds, along with seven blocks.
- Had six blocks against Colorado and five against Stanford.
- Tallied his fifth double-double of the season with 18 points and 10 boards against UCLA.
- Rejected six shots in only 22 minutes in the Oregon win at Utah.
- Sank three triples at Oregon State, finishing with 16 points and seven rebounds.
- Recorded his fourth double-double this season with 14 points and 10 rebounds against Long Beach State.
- Added 11 points and 13 rebounds against UC Irvine for his third double-double in four games.
- Recorded his second-straight double-double with 14 points and a career-high 14 rebounds against Navy in the Pearl Harbor Invitational.
- Gathered 11 rebounds and scored 11 points against UNLV for his first double-double as a Duck.
- Against Arkansas State, broke the school record for blocked shots in a single game with nine.

MISCELLANEOUS STATS

CATEGORY	2016-17	CAREER
Double-digit scoring	3	30
20+ point games	1	3
Double-digit rebounding		10
Double-doubles		9
Led UO in scoring	1	7
Led UO in rebounding	2	19
Led UO in assists		
Led UO in steals	1	9
Led UO in blocks	1	28
5+ assist games		
3+ steal games		3
3+ block games	1	23

YEAR-BY-YEAR CAREER STATISTICS


Season	GP-GS	Min./Avg.	FG-FGA	pct.	3FG-3FGA	pct.	FT-FTA	pct.	off	def	tot	avg.	pf	fo	asst	to	blk	stl	Points	Avg.
2015-16	38-35	981/25.8	159-295	.539	39-115	.339	102-149	.685	103	177	280	7.4	102	3	15	43	110	30	459	12.1
TOTAL	38-35	981/25.8	159-295	.539	39-115	.339	102-149	.685	103	177	280	7.4	102	3	15	43	110	30	459	12.1

2016-17 SEASON HIGHS

Points	25	Valparaiso (11-17-16)
FG Made	9	Valparaiso (11-17-16)
FG Att.	12	Valparaiso (11-17-16)
3 PT Made	3	Valparaiso (11-17-16)
3 PT Att.	5	Valparaiso (11-17-16)
FT Made	4	Valparaiso (11-17-16)
FT Att.	4	Valparaiso (11-17-16)
Rebounds	9	Valparaiso (11-17-16)
Assists	1	Valparaiso (11-17-16)
Steals	1	Valparaiso (11-17-16)
Blocks	3	Valparaiso (11-17-16)
Minutes	31	Valparaiso (11-17-16)

CAREER HIGHS

Points	26	at Arizona State (1-31-16)
FG Made	9	Valparaiso (11-17-16)
FG Att.	12	3 times
3 PT Made	4	at Arizona State (1-31-16)
3 PT Att.	8	at Arizona State (1-31-16)
FT Made	9	Oregon State (2-20-16)
FT Att.	10	Oregon State (2-20-16)
Rebounds	14	vs. Navy (12-7-15)
Assists	2	Long Beach State (12-18-15)
		Oregon State (2-20-16)
Steals	4	California (1-6-16)
Blocks	9	Arkansas State (11-25-15)
Minutes	36	at Arizona State (1-31-16)



#24 DILLON BROOKS

JUNIOR | FORWARD | 6-6 | 225 | MISSISSAUGA, ONT.

FINDLAY PREP

2015-16 | SOPHOMORE SEASON

- Started all 38 games for the Ducks this season, averaging 16.7 points and 5.4 rebounds per game with three double-doubles.
- His 635 points as a sophomore were the eighth-most for a Duck in a single season.
- Became the first player in program history to reach 1,000 career points as a sophomore.
- Was named a Sporting News third-team All-American.
- Was named to the Pac-12 all-tournament team.
- Named to the all-Pac-12 first team.
- His 16.7 points per game ranked fourth in the Pac-12, and free-throw percentage of .816 ranked third.
- Named the USBWA District IX Player of the Year. Also named to the USBWA all-district team.
- Named to the NABC all-district team for District 20.
- Named Pac-12 Player of the Week and National Player of the Week by the U.S. Basketball Writers Association, Naismith Trophy and NCAA.com for his efforts in the Ducks' road sweep of the Arizona schools, averaging 21 points per game on 50 percent shooting.
- Was one of 10 to be named a Julius Erving Award finalist.
- Named to the Naismith Men's College Player of the Year Mid-Season List.
- Scored a team-high 22 points, along with five rebounds and six assists in Oregon's Sweet 16 win over Duke.
- Added a team-high 25 points in the Ducks' NCAA Second Round win over St. Joe's.
- Averaged 17.3 points, 6.3 rebounds and 3.3 assists in the Ducks' run through the Pac-12 Tournament, including a 19-point, eight-rebound, six-assist in the semifinal win over Arizona.
- Tallied career highs of 30 points and nine assists to lead the Ducks over Utah.
- Scored 24 points to lead the Ducks to a road win over No. 18 Arizona.
- Turned in his third double-double of the season with 15 points and 10 rebounds, along with seven assists against Stanford.
- Recorded his fifth 20-plus point game of the season with 23 points, four rebounds and five assists to lift the Ducks over Alabama.
- Led the Ducks against Long Beach State with 21 points and a career-high-tying four blocks.
- Clocked his second consecutive 40 minute game against UC Irvine, adding 16 points and eight boards.
- Played all 40 minutes at Boise State and hit a career-high five three-pointers on the way to scoring with 26 points.
- Recorded his second double-double of the season against Fresno State with 21 points and 10 boards.
- In the win over Valparaiso, posted 26 points and gathered a season-high 13 rebounds for his first double-double of the season and third of his career.
- Contributed 10 points and five rebounds in Oregon's win over No. 20 Baylor.

MISCELLANEOUS STATS

CATEGORY	2015-16	CAREER
Double-digit scoring	33	57
20+ point games	12	14
Double-digit rebounding	3	6
Double-doubles	3	5
Led UO in scoring	16	21
Led UO in rebounding	8	15
Led UO in assists	16	17
Led UO in steals	10	11
Led UO in blocks	3	5
5+ assist games	8	9
3+ steal games	4	5
3+ block games	1	3

YEAR-BY-YEAR CAREER STATISTICS

Season	GP-GS	Min./Avg.	FG-FGA	pct.	3FG-3FGA	pct.	FT-FTA	pct.	off	def	tot	avg.	pf	fo	asst	to	blk	stl	Points	Avg.
2014-15	36-33	1,020/28.3	150-329	.456	28-83	.337	85-103	.825	62	114	176	4.9	111	4	65	73	20	18	413	11.5
2015-16	38-38	1,247/32.8	231-492	.470	48-142	.338	125-155	.806	78	129	207	5.4	112	4	119	89	14	40	635	16.7
TOTAL	74-71	2,267/30.6	381-821	.464	76-225	.338	210-258	.814	140	243	383	5.2	223	8	184	162	34	58	1,048	14.2

Opponent	Date	gs	min	Total		3-Pointers		Free throws		Rebounds					pf	a	t/o	blk	stl	pts	avg
				fg-fga	pct	3fg-fga	pct	ft-fa	pct	off	def	tot	avg								
JACKSON STATE	11-13-15	*	31	2-5	.400	1-3	.333	4-4	1.000	3	3	6	6.0	3	2	4	0	2	9	9.0	
BAYLOR	11-16-15	*	24	3-8	.375	0-3	.000	4-4	1.000	1	4	5	5.5	5	0	2	0	0	10	9.5	
SAVANNAH STATE	11-20-15	*	24	5-9	.556	0-1	.000	1-1	1.000	1	2	3	4.7	1	4	0	0	0	11	10.0	
VALPARAISO	11-22-15	*	36	12-24	.500	0-3	.000	2-2	1.000	8	5	13	6.8	3	0	3	0	1	26	14.0	
ARKANSAS STATE	11-25-15	*	29	2-11	.182	0-4	.000	0-2	.000	0	8	8	7.0	1	6	3	0	1	4	12.0	
FRESNO STATE	11-30-15	*	34	7-15	.467	1-4	.250	6-8	.750	2	8	10	7.5	3	3	3	0	1	21	13.5	
vs UNLV	12-04-15	*	35	4-12	.333	1-4	.250	3-3	1.000	4	5	9	7.7	4	1	5	0	0	12	13.3	
vs Navy	12-07-15	*	38	7-14	.500	1-2	.500	4-4	1.000	3	3	6	7.5	3	6	2	1	3	19	14.0	
at Boise State	12/12/15	*	40	8-19	.421	5-10	.500	5-6	.833	1	2	3	7.0	3	2	3	2	0	26	15.3	
UC IRVINE	12-15-15	*	40	5-10	.500	0-2	.000	6-7	.857	3	5	8	7.1	3	2	3	1	2	16	15.4	
LONG BEACH STATE	12-18-15	*	35	9-15	.600	2-6	.333	1-1	1.000	1	3	4	6.8	2	3	2	4	1	21	15.9	
at Alabama	12/21/15	*	40	9-15	.600	1-3	.333	4-6	.667	2	2	4	6.6	0	5	0	0	3	23	16.5	
WESTERN OREGON	12-29-15	*	25	5-7	.714	0-0	.000	3-4	.750	3	5	8	6.7	2	2	1	1	0	13	16.2	
at Oregon State	1/3/16	*	34	4-11	.364	1-5	.200	4-5	.800	2	0	2	6.4	4	3	0	0	1	13	16.0	
CALIFORNIA	01-06-16	*	31	2-10	.200	0-2	.000	0-1	.000	1	4	5	6.3	3	4	5	0	2	4	15.2	
STANFORD	01-10-16	*	37	5-11	.455	0-2	.000	5-5	1.000	6	4	10	6.5	3	7	4	0	1	15	15.2	
at Utah	01/14/16	*	37	10-16	.625	0-1	.000	1-1	1.000	3	5	8	6.6	2	0	2	0	1	21	15.5	
at Colorado	1/17/16	*	28	9-13	.692	2-2	1.000	1-1	1.000	1	3	4	6.4	5	5	3	1	1	21	15.8	
USC	01-21-16	*	30	6-15	.400	2-4	.500	0-2	.000	2	5	7	6.5	4	4	4	0	2	14	15.7	
UCLA	01-23-16	*	37	10-21	.476	3-9	.333	2-3	.667	5	2	7	6.5	3	3	1	1	0	25	16.2	
at Arizona	1/28/16	*	37	10-19	.526	2-5	.400	2-4	.500	0	1	1	6.2	3	1	1	0	2	24	16.6	
at Arizona State	01-31-16	*	36	5-11	.455	1-3	.333	7-8	.875	1	5	6	6.2	2	2	2	0	2	18	16.6	
COLORADO	02-04-16	*	20	4-8	.500	1-3	.333	1-1	1.000	0	1	1	6.0	5	3	1	0	0	10	16.3	
UTAH	02-07-16	*	38	12-22	.545	2-7	.286	4-5	.800	2	4	6	6.0	3	9	2	0	2	30	16.9	
at California	2-11-16	*	30	6-12	.500	1-4	.250	4-7	.571	2	1	3	5.9	2	2	4	0	2	17	16.9	
at Stanford	2/13/16	*	35	7-13	.538	2-3	.667	8-8	1.000	2	3	5	5.8	3	2	2	0	0	24	17.2	
OREGON STATE	02-20-16	*	29	3-8	.375	1-3	.333	10-10	1.000	0	2	2	5.7	3	3	3	0	2	17	17.2	
WASHINGTON STATE	02-24-16	*	32	6-13	.462	1-3	.333	4-4	1.000	2	5	7	5.8	3	3	1	0	1	17	17.2	
WASHINGTON	02-28-16	*	36	8-15	.533	2-3	.667	1-1	1.000	2	3	5	5.7	3	3	2	0	0	19	17.2	
at UCLA	03/02/16	*	37	5-14	.357	1-3	.333	4-4	1.000	2	5	7	5.8	4	3	6	1	3	15	17.2	
at USC	03/05/16	*	22	1-6	.167	0-2	.000	1-2	.500	1	0	1	5.6	3	2	4	0	0	3	16.7	
vs Washington	03/10/16	*	30	6-15	.400	0-2	.000	3-4	.750	4	4	8	5.7	4	2	1	0	1	15	16.7	
vs Arizona	03/11/16	*	40	5-13	.385	2-3	.667	7-8	.875	2	6	8	5.8	3	6	2	0	0	19	16.7	
vs Utah	03/12/16	*	31	6-13	.462	4-7	.571	2-2	1.000	1	2	3	5.7	3	2	1	0	3	18	16.8	
vs #16 Holy Cross	3/18/16	*	26	4-11	.364	0-3	.000	3-4	.750	3	3	6	5.7	1	5	0	0	0	11	16.6	
#8 SAINT JOSEPH'S	3/20/16	*	36	7-13	.538	4-7	.571	7-8	.875	0	2	2	5.6	4	0	3	2	0	25	16.8	
vs Duke	3/24/16	*	38	9-19	.474	4-9	.444	0-3	.000	2	3	5	5.6	1	6	1	0	0	22	17.0	
vs Oklahoma	3/26/16	*	29	3-6	.500	0-2	.000	1-2	.500	0	1	1	5.4	5	3	3	0	0	7	16.7	
Totals			38	1247	231-492	.470	48-142	.338	125-155	.806	78	129	207	5.4	112	119	89	14	40	635	16.7

Games played: 38
Minutes/game: 32.8
Points/game: 16.7
FG Pct: 47.0
3FG Pct: 33.8
FT Pct: 80.6

Rebounds/game: 5.4
Assists/game: 3.1
Turnovers/game: 2.3
Assist/turnover ratio: 1.3
Steals/game: 1.1
Blocks/game: 0.4

2015-16 SEASON HIGHS

Points	30	Utah (2-7-16)
FG Made	12	Valparaiso (11-22-15)
		Utah (2-7-16)
FG Att.	24	Valparaiso (11-22-15)
3 PT Made	5	at Boise State (12-12-15)
3 PT Att.	10	at Boise State (12-12-15)
FT Made	10	Oregon State (2-20-16)
FT Att.	10	Oregon State (2-20-16)
Rebounds	13	Valparaiso (11-22-15)
Assists	9	Utah (2-7-16)
Steals	3	4 times
Blocks	4	Long Beach State (12-18-15)
Minutes	40	4 times

CAREER HIGHS

Points	30	Utah (2-7-16)
FG Made	12	Valparaiso (11-22-15)
		Utah (2-7-16)
FG Att.	24	Valparaiso (11-22-15)
3 PT Made	5	at Boise State (12-12-15)
3 PT Att.	10	at Boise State (12-12-15)
FT Made	10	Oregon State (2-20-16)
FT Att.	10	Oregon State (2-20-16)
Rebounds	14	Portland State (11-30-14)
Assists	9	Utah (2-7-16)
Steals	3	5 times
Blocks	4	Arizona (1-8-15)
		Long Beach State (12-18-15)
Minutes	40	4 times



#4 M.J.CAGE

FRESHMAN | FORWARD | 6-10 | 225 | SANTA ANA, CALIF.

MATER DEI HS

Opponent	Date	gs	min	Total		3-Pointers		Free throws		Rebounds				pf	a	t/o	blk	stl	pts	avg
				fg-fga	pct	3fg-fga	pct	ft-fa	pct	off	def	tot	avg							

2016-17 | FRESHMAN SEASON

•

MISCELLANEOUS STATS

CATEGORY	2016-17	CAREER
Double-digit scoring		
20+ point games		
Double-digit rebounding		
Double-doubles		
Led UO in scoring		
Led UO in rebounding		
Led UO in assists		
Led UO in steals		
Led UO in blocks		
5+ assist games		
3+ steal games		
3+ block games		

2016-17 SEASON HIGHS

Points
FG Made
FG Att.
3 PT Made
3 PT Att.
FT Made
FT Att.
Rebounds
Assists
Steals
Blocks
Minutes

YEAR-BY-YEAR CAREER STATISTICS

Season	GP-GS	Min./Avg.	FG-FGA	pct.	3FG-3FGA	pct.	FT-FTA	pct.	off	def	tot	avg.	pf	fo	asst	to	blk	stl	Points	Avg.
2016-17																				
TOTAL																				



#5 TYLER DORSEY

SOPHOMORE | GUARD | 6-4 | 195 | LOS ANGELES, CALIF.

MARANATHA HS

#05 Tyler Dorsey																
Opponent	Date	gs	min	Total fg-fga	fg%	3fg-fga	3fg%	F-Throw ft-fa	ft%	Rebounds			pf	a	to	blk
ARMY WEST POINT	11/11/16	*	32	7-11	.636	4-6	.667	3-3	1.000	1	1	2	2.0	0	2	1
at Baylor	11/15/16	*	33	4-14	.286	1-4	.250	0-0	.000	1	1	2	2.0	1	1	0
VALPARAISO	11/17/16	*	27	2-9	.222	1-4	.250	3-5	.600	0	3	3	2.3	0	3	0
Totals		3	92	13-34	.382	6-14	.429	6-8	.750	2	5	7	2.3	1	6	1

Games played: 3
Minutes per Game: 30.7
Points per Game: 12.7
FG Percent: 38.2
3FG Percent: 42.9
FT Percent: 75.0

Rebounds Per Game: 2.3
Assists Per Game: 2.0
Turnovers Per Game: 0.3
Assist/Turnover Ratio: 6.0
Steals Per Game: 0.3
Blocks Per Game: 0.0

2015-16 | FRESHMAN SEASON

- Appeared in 36 games for the Ducks as a freshman, starting in 35.
- Was named to the Pac-12 all-tournament team.
- Named to the Pac-12's all-freshman team.
- Was the Pac-12's fifth-highest scoring freshman, averaging 13.4 points and 4.3 rebounds and per game, while shooting a team-leading 40.6 percent from three-point range this season, which was good for tenth in the Pac-12.
- Named to the Wayman Tisdale National Freshman of the Year Watch List.
- Was key to the Ducks' NCAA Tournament Second Round win over St. Joe's, contributing 14 points and seven rebounds.
- Averaged 19.7 points during the Ducks' Pac-12 Championship run, including a 23-point, nine-rebound performance in the championship game against Utah.
- Led the Ducks in scoring at USC (March 5), adding 19 points.
- Posted his fifth 20-point scoring effort at UCLA (March 2) with 20 points on a career-high-tying four triples, while also pulling in a career-high nine rebounds
- Tied his career high in scoring with 25 points in the Ducks' Feb. 20 win over Oregon State.
- Added 16 points, seven rebounds and four assists in the Ducks' win at Arizona State.
- Tallied career highs in points (25) and rebounds (8), while tying his career high in assists with five in the Ducks' win over Western Oregon.
- Added 17 points and seven rebounds in the win over Long Beach State.
- Added 12 points and tied his season high in steals with two in the win over Fresno State.
- Scored 15 points and pulled in six rebounds against Arkansas State.
- Against Valparaiso, recorded 21 points on 7-of-9 shooting.
- Contributed 12 points and five assists in the Ducks' win over No. 20 Baylor.
- Made his first collegiate start in the win over Jackson State and flaunted his explosiveness on the offensive end, draining four of his five three-point attempts on his way to a 20-point debut.

MISCELLANEOUS STATS

CATEGORY	2016-17	CAREER
Double-digit scoring	1	28
20+ point games	1	7
Double-digit rebounding		
Double-doubles		
Led UO in scoring	1	7
Led UO in rebounding		2
Led UO in assists		8
Led UO in steals	1	7
Led UO in blocks		
5+ assist games		4
3+ steal games		
3+ block games		

YEAR-BY-YEAR CAREER STATISTICS


Season	GP-GS	Min./Avg.	FG-FGA	pct.	3FG-3FGA	pct.	FT-FTA	pct.	off	def	tot	avg.	pf	fo	asst	to	blk	stl	Points	Avg.
2015-16	36-35	1,083/30.1	153-347	.441	67-165	.406	111-156	.712	48	107	155	4.3	75	0	71	69	7	29	484	13.4
TOTAL	36-35	1,083/30.1	153-347	.441	67-165	.406	111-156	.712	48	107	155	4.3	75	0	71	69	7	29	484	13.4

2016-17 SEASON HIGHS

Points	21	Army (11-11-16)
FG Made	7	Army (11-11-16)
FG Att.	14	at Baylor (11-15-16)
3 PT Made	4	Army (11-11-16)
3 PT Att.	6	Army (11-11-16)
FT Made	3	Army (11-11-16)
		Valparaiso (11-17-16)
FT Att.	5	Valparaiso (11-17-16)
Rebounds	3	Valparaiso (11-17-16)
Assists	3	Valparaiso (11-17-16)
Steals	1	Valparaiso (11-17-16)
Blocks	-	-
Minutes	33	at Baylor (11-15-16)

CAREER HIGHS

Points	25	Western Oregon (12-29-15)
		Oregon State (2-20-16)
FG Made	9	Oregon State (2-20-16)
		vs. Utah (3-12-16)
FG Att.	16	Oregon State (2-20-16)
		vs. Utah (3-12-16)
3 PT Made	4	7 times
3 PT Att.	8	at Colorado (1-17-16)
		at UCLA (3-2-16)
FT Made	11	Western Oregon (12-29-15)
FT Att.	15	Western Oregon (12-29-15)
Rebounds	9	at UCLA (3-2-16)
		vs. Utah (3-12-16)
Assists	5	4 times
Steals	2	8 times
Blocks	1	7 times
Minutes	38	vs. Arizona (3-11-16)



#31 DYLAN ENNIS

6TH-YEAR SENIOR | GUARD | 6-2 | 195 | BRAMPTON, ONT.

LAKE FOREST ACADEMY / RICE / VILLANOVA

		#31 Dylan Ennis														
Opponent	Date	gs	min	Total	fg-fga	fg%	3fg-fga	3fg%	F-Throw	ft-fa	ft%	Rebounds	off	def	tot	avg
ARMY WEST POINT	11/11/16	*	30	0-8	.000		0-3	.000	0-0	.000		0	7	7	7.0	
at Baylor	11/15/16	*	34	5-13	.385		1-6	.167	5-6	.833		0	3	3	5.0	1
VALPARAISO	11/17/16	*	23	2-5	.400		1-4	.250	0-0	.000		0	4	4	4.7	3
Totals		3	87	7-26	.269		2-13	.154	5-6	.833		0	14	14	4.7	6

Games played: 3
Minutes per Game: 29.0
Points per Game: 7.0
FG Percent: 26.9
3FG Percent: 15.4
FT Percent: 83.3

Rebounds Per Game: 4.7
Assists Per Game: 1.7
Turnovers Per Game: 2.0
Assist/Turnover Ratio: 0.8
Steals Per Game: 1.0
Blocks Per Game: 0.7

2015-16 | RS-SENIOR SEASON

- Appeared in two games for the Ducks.
- Scored his first points in a Duck uniform at Oregon State, playing 11 minutes.
- Made his debut as a Duck against Western Oregon, clocking 10 minutes and gathering two rebounds.

2014-15 | VILLANOVA

- Averaged 9.9 points and 3.7 rebounds while playing in all 36 games of the 2014-15 season as the Wildcats advanced to the NCAA third round.

2013-14 | VILLANOVA

- Appeared in 30 games as a sophomore after redshirting the 2012-13 season and missing the first four games due to a broken bone in his right (shooting) wrist.
- Averaged 5.1 points and 1.7 rebounds per outing in his first year of action for the Wildcats.

2011-12 | RICE

- Named to the Conference USA All-Freshman Team for a rookie season in which he set a Rice school freshman record for assists (144) while averaging 8.5 points to go along with 37 steals and 21 blocks.

MISCELLANEOUS STATS

CATEGORY	2016-17	CAREER
Double-digit scoring	1	40
20+ point games		1
Double-digit rebounding		1
Double-doubles		3
Led UO in scoring	1	1
Led UO in rebounding		
Led UO in assists		
Led UO in steals	2	2
Led UO in blocks		
5+ assist games		25
3+ steal games		7
3+ block games		2

2016-17 SEASON HIGHS

Points	16	at Baylor (11-15-16)
FG Made	5	at Baylor (11-15-16)
FG Att.	13	at Baylor (11-15-16)
3 PT Made	1	at Baylor (11-15-16)
		Valparaiso (11-17-16)
3 PT Att.	6	at Baylor (11-15-16)
FT Made	5	at Baylor (11-15-16)
FT Att.	6	at Baylor (11-15-16)
Rebounds	7	Army (11-11-16)
Assists	2	Army (11-11-16)
		Valparaiso (11-17-16)
Steals	2	at Baylor (11-15-16)
Blocks	2	at Baylor (11-15-16)
Minutes	34	at Baylor (11-15-16)

CAREER HIGHS

Points	21	at East Carolina (2-4-12)
FG Made	7	3 times
FG Att.	14	Lehigh (11-14-14)
3 PT Made	5	at East Carolina (2-4-12)
		Xavier (1-14-15)
3 PT Att.	9	at Xavier (2-28-15)
		Lehigh (11-14-14)
FT Made	7	Florida A&M (11-22-11)
		Drake (3-17-12)
FT Att.	11	Florida A&M (11-22-11)
		at Georgetown (1-19-15)
Rebounds	10	at Southern Miss (2-25-12)
Assists	11	Tulane (1-28-12)
		vs. East Carolina (3-7-12)
Steals	4	at Penn (1-17-15)
Blocks	3	at Oakland (3-20-12)
		Georgetown (2-7-15)
Minutes	38	at Southern Miss (2-25-12)

YEAR-BY-YEAR CAREER STATISTICS (2011-12 - Rice; 2013-15 - Villanova; 2015-16 - Oregon)

Season	GP-GS	Min./Avg.	FG-FGA	pct.	3FG-3FGA	pct.	FT-FTA	pct.	off	def	tot	avg.	pf	fo	asst	to	blk	stl	Points	Avg.
2011-12	35-27	929/26.5	97-223	.435	29-82	.354	75-113	.664	25	126	151	4.3	61	0	144	90	21	37	298	8.5
2013-14	30-0	485/16.2	47-133	.353	25-83	.301	33-42	.786	6	46	52	1.7	47	0	49	20	8	8	152	5.1
2014-15	36-36	1,013/28.1	123-295	.417	58-160	.363	52-84	.619	33	99	132	3.7	78	1	126	64	16	35	356	9.9
2015-16	2-0	21/10.5	1-4	.250	0-2	.000	0-0	.000	1	2	3	1.5	0	0	2	2	0	0	2	1.0
TOTAL	103-63	2,448/23.8	268-655	.409	112-327	.343	160-239	.669	65	273	338	3.3	186	1	321	176	45	80	808	7.8



#10 CHARLIE NOEBEL

SENIOR | GUARD | 6-2 | 178 | IRVINE, CALIF.

MATER DEI HS

#10 Charlie Noebel																
Opponent	Date	gs	min	Total		3-Point		F-Throw		Rebounds				pf	a	to
				fg-fga	fg%	3fg-fga	3fg%	ft-fa	ft%	off	def	tot	avg			
VALPARAISO	11/17/16	1		0-0	.000	0-0	.000	0-0	.000	0	0	0	0.0	0	0	0
Totals		0	1	0-0	.000	0-0	.000	0-0	.000	0	0	0	0.0	0	0	0

Games played: 1	Rebounds Per Game: 0.0
Minutes per Game: 1.0	Assists Per Game: 0.0
Points per Game: 0.0	Turnovers Per Game: 0.0
FG Percent: 0.0	Assist/Turnover Ratio: 0.0
3FG Percent: 0.0	Steals Per Game: 0.0
FT Percent: 0.0	Blocks Per Game: 0.0

2015-16 | JUNIOR SEASON

- Played in 10 games on the year, including a season high three minutes in the Ducks' First Round NCAA Tournament win over Holy Cross.
- Hit his first career three-pointer in the Pac-12 Championship against Utah.
- Saw a career-high three minutes in the win over Jackson State.
- Played five minutes in both of the Ducks' exhibitions against Northwest Christian and Southern Oregon.

2016-17 SEASON HIGHS

Points	-	-
FG Made	-	-
FG Att.	-	-
3 PT Made	-	-
3 PT Att.	-	-
FT Made	-	-
FT Att.	-	-
Rebounds	-	-
Assists	-	-
Steals	-	-
Blocks	-	-
Minutes	1	Valparaiso (11-17-16)

CAREER HIGHS

Points	3	vs. Utah (3-12-16)
FG Made	1	vs. Utah (3-12-16)
FG Att.	2	vs. Utah (3-12-16)
3 PT Made	1	vs. Utah (3-12-16)
3 PT Att.	2	vs. Utah (3-12-16)
FT Made	-	-
FT Att.	-	-
Rebounds	1	3 times
Assists	-	-
Steals	-	-
Blocks	-	-
Minutes	3	3 times

YEAR-BY-YEAR CAREER STATISTICS

Season	GP-GS	Min./Avg.	FG-FGA	pct.	3FG-3FGA	pct.	FT-FTA	pct.	off	def	tot	avg.	pf	fo	asst	to	blk	stl	Points	Avg.
2014-15	4-0	6/1.5	0-1	.000	0-1	.000	0-0	.000	0	1	1	0.3	1	0	0	2	0	0	0	0.0
2015-16	10-0	16/1.6	1-4	.250	1-4	.250	0-0	.000	1	1	2	0.2	3	0	0	1	0	0	3	0.3
TOTAL	14-0	22/1.6	1-5	.200	1-5	.200	0-0	.000	1	2	3	0.2	4	0	0	3	0	0	3	0.2



#3 PAYTON PRITCHARD

FRESHMAN | GUARD | 6-2 | 200 | WEST LINN, ORE.

WEST LINN HS

3FG Percent: 0.0
FT Percent: 83.3

Steals Per Game: 0.0
Blocks Per Game: 0.0

#03 Payton Pritchard																	
Opponent	Date	gs	min	Total fg-fga	fg%	3fg-fga	3fg%	F-Throw ft-fa	ft%	Rebounds				pf	a	to	blk
ARMY WEST POINT	11/11/16	32		3-8	.375	2-5	.400	7-9	.778	1	1	2	2.0	3	4	4	2
at Baylor	11/15/16	23		1-6	.167	0-3	.000	1-1	1.000	0	1	1	1.5	2	3	2	0
VALPARAISO	11/17/16	28		2-5	.400	1-3	.333	4-4	1.000	0	2	2	1.7	1	5	2	0
Totals		0	83	6-19	.316	3-11	.273	12-14	.857	1	4	5	1.7	6	12	8	2

Games played: 3
Minutes per Game: 27.7
Points per Game: 9.0
FG Percent: 31.6
3FG Percent: 27.3
FT Percent: 85.7

Rebounds Per Game: 1.7
Assists Per Game: 4.0
Turnovers Per Game: 2.7
Assist/Turnover Ratio: 1.5
Steals Per Game: 0.7
Blocks Per Game: 0.7

2016-17 | FRESHMAN SEASON

MISCELLANEOUS STATS

CATEGORY	2016-17	CAREER
Double-digit scoring	1	1
20+ point games		
Double-digit rebounding		
Double-doubles		
Led UO in scoring		
Led UO in rebounding		
Led UO in assists	2	2
Led UO in steals	1	1
Led UO in blocks		
5+ assist games	1	1
3+ steal games		
3+ block games		

2016-17 SEASON HIGHS

Points	15	Army (11-11-16)
FG Made	3	Army (11-11-16)
FG Att.	8	Army (11-11-16)
3 PT Made	2	Army (11-11-16)
3 PT Att.	5	Army (11-11-16)
FT Made	7	Army (11-11-16)
FT Att.	9	Army (11-11-16)
Rebounds	2	Army (11-11-16) Valparaiso (11-17-16)
Assists	5	Valparaiso (11-17-16)
Steals	1	Army (11-11-16) at Baylor (11-15-16)
Blocks	2	Army (11-11-16)
Minutes	32	Army (11-11-16)

YEAR-BY-YEAR CAREER STATISTICS

Season	GP-GS	Min./Avg.	FG-FGA	pct.	3FG-3FGA	pct.	FT-FTA	pct.	off	def	tot	avg.	pf	fo	asst	to	blk	stl	Points	Avg.
2016-17																				
TOTAL																				



#11 KEITH SMITH

FRESHMAN | FORWARD | 6-7 | 205 | SEATTLE, WASH.

RAINIER BEACH HS

Opponent	Date	gs	min	#11 Keith Smith										pts	avg
				Total	3-Point	F-Throw	Rebounds				pf	a	to	blk	stl
				fg-fga	fg%	3fg-fga	3fg%	ft-fa	ft%	off	def	tot	avg		
ARMY WEST POINT	11/11/16	6		2-7	.286	0-3	.000	0-0	.000	1	1	2	2.0	2	0
at Baylor	11/15/16	7		0-1	.000	0-1	.000	0-0	.000	0	1	1	1.5	2	0
VALPARAISO	11/17/16	15		2-2	1.000	0-0	.000	0-0	.000	0	2	2	1.7	2	3
Totals		0	28	4-10	.400	0-4	.000	0-0	.000	1	4	5	1.7	6	3

Games played: 3
Minutes per Game: 9.3
Points per Game: 2.7
FG Percent: 40.0
3FG Percent: 0.0
FT Percent: 0.0

Rebounds Per Game: 1.7
Assists Per Game: 1.0
Turnovers Per Game: 0.3
Assist/Turnover Ratio: 3.0
Steals Per Game: 0.0
Blocks Per Game: 0.3

2016-17 | FRESHMAN SEASON

MISCELLANEOUS STATS

CATEGORY 2016-17 CAREER

Double-digit scoring

20+ point games

Double-digit rebounding

Double-doubles

Led UO in scoring

Led UO in rebounding

Led UO in assists

Led UO in steals

Led UO in blocks

5+ assist games

3+ steal games


3+ block games

2016-17 SEASON HIGHS

Points	4	Army (11-11-16)
		Valparaiso (11-17-16)
FG Made	2	Army (11-11-16)
		Valparaiso (11-17-16)
FG Att.	7	Army (11-11-16)
3 PT Made	-	-
3 PT Att.	3	Army (11-11-16)
FT Made	-	-
FT Att.	-	-
Rebounds	2	Army (11-11-16)
		Valparaiso (11-17-16)
Assists	3	Valparaiso (11-17-16)
Steals	-	-
Blocks	1	at Baylor (11-15-16)
Minutes	15	Valparaiso (11-17-16)

YEAR-BY-YEAR CAREER STATISTICS

Season	GP-GS	Min./Avg.	FG-FGA	pct.	3FG-3FGA	pct.	FT-FTA	pct.	off	def	tot	avg.	pf	fo	asst	to	blk	stl	Points	Avg.
2016-17																				
TOTAL																				



#41 ROMAN SORKIN

JUNIOR | FORWARD | 6-10 | 225 | ASHDOD, ISRAEL

HOF HASHARON HS

#41 Roman Sorkin																						
Opponent	Date	gs	min	Total		3-Point		F-Throw		Rebounds												
				fg-fga	fg%	3fg-fga	3fg%	ft-fa	ft%	off	def	tot	avg	pf	a	to	blk	stl	pts	avg		
ARMY WEST POINT	11/11/16	18	3-4	.750		2-2	1.000	4-4	1.000	1	4	5	5.0	4	3	2	4	0	12	12.0		
at Baylor	11/15/16	8	0-2	.000		0-1	.000	0-0	.000	2	0	2	3.5	1	0	0	0	0	0	6.0		
VALPARAISO	11/17/16	2	0-1	.000		0-0	.000	0-0	.000	0	0	0	2.3	1	0	0	0	0	0	4.0		
Totals		0	28	3-7	.429	2-3	.667	4-4	1.000	3	4	7	2.3	6	3	2	4	0	12	4.0		

Games played: 3
Minutes per Game: 9.3
Points per Game: 4.0
FG Percent: 42.9
3FG Percent: 66.7
FT Percent: 100.0

Rebounds Per Game: 2.3
Assists Per Game: 1.0
Turnovers Per Game: 0.7
Assist/Turnover Ratio: 1.5
Steals Per Game: 0.0
Blocks Per Game: 1.3

2015-16 | SOPHOMORE SEASON

- Appeared in 22 games for UO as a sophomore.
- Tallied seven points, three rebounds and a career-high two blocks in the Ducks' NCAA Tournament First Round victory over Holy Cross.
- Recorded four rebounds in 10 minutes at Colorado.
- Matched his career-high in scoring with eight points in the win over Utah.
- Added five points in 11 minutes against Arkansas State.
- Turned in a solid performance against Savannah State, scoring eight points on 4-of-5 shooting to tie his career high while pulling down a career-high five rebounds.
- Saw a career-high 15 minutes in the win over Jackson State, getting on the stat sheet with a rebound and a steal.

MISCELLANEOUS STATS

CATEGORY	2016-17	CAREER
Double-digit scoring	1	1
20+ point games		
Double-digit rebounding		
Double-doubles		
Led UO in scoring		
Led UO in rebounding	1	
Led UO in assists		
Led UO in steals		
Led UO in blocks	2	
5+ assist games		
3+ steal games		
3+ block games		

2016-17 SEASON HIGHS

Points	12	Army (11-11-16)
FG Made	3	Army (11-11-16)
FG Att.	4	Army (11-11-16)
3 PT Made	2	Army (11-11-16)
3 PT Att.	2	Army (11-11-16)
FT Made	4	Army (11-11-16)
FT Att.	4	Army (11-11-16)
Rebounds	5	Army (11-11-16)
Assists	3	Army (11-11-16)
Steals	-	-
Blocks	4	Army (11-11-16)
Minutes	18	Army (11-11-16)

CAREER HIGHS

Points	12	Army (11-11-16)
FG Made	4	Savannah State (11-20-15)
FG Att.	5	3 times
3 PT Made	2	at Utah (1-14-16)
		Army (11-11-16)
3 PT Att.	3	Arkansas State (11-25-15)
FT Made	4	Army (11-11-16)
FT Att.	4	Arkansas State (11-25-15)
		Army (11-11-16)
Rebounds	5	Savannah State (11-20-15)
		Army (11-11-16)
Assists	3	Army (11-11-16)
Steals	1	Jackson State (11-13-15)
Blocks	4	Army (11-11-16)
Minutes	18	Army (11-11-16)

YEAR-BY-YEAR CAREER STATISTICS

Season	GP-GS	Min./Avg.	FG-FGA	pct.	3FG-3FGA	pct.	FT-FTA	pct.	off	def	tot	avg.	pf	fo	asst	to	blk	stl	Points	Avg.
2014-15	8-0	35/4.4	5-11	.455	2-6	.333	1-2	.500	1	7	8	1.0	2	0	1	3	1	0	13	1.6
2015-16	22-0	124/5.6	15-32	.469	4-15	.267	7-9	.778	7	14	21	1.0	14	0	5	5	3	1	41	1.9
TOTAL	30-0	159/5.3	20-43	.465	6-21	.286	8-11	.727	8	21	29	1.0	16	0	6	8	4	1	54	1.8

2016-17 Oregon Ducks Photo Roster



Dana Altman
Head Coach



Tony Stubblefield
Assistant Coach




Kevin McKenna
Assistant Coach



Mike Mennenga
Assistant Coach



Josh Jamieson
Director of Operations



Robert McCullum
Asst. Dir. of Ops.



Adam Linens
Strength Coach



Allen Morill
Asst. Cond. Coach



Clay Jamieson
Athletic Trainer



Patrick Scully
Video Coordinator



Matt Zosel
Graduate Manager



Donovan Rodgers
Equipment Manager



Jordan Bell
1 Forward




Casey Benson
#2 Guard



Kavell Bigby-Williams
#35 Forward



Chris Boucher
#25 Forward




Dillon Brooks
#24 Forward



M.J. Cage
#4 Forward



Tyler Dorsey
#5 Guard



Dylan Ennis
#31 Guard




Charlie Noebel
#10 Guard




Payton Pritchard
#3 Guard



Keith Smith
#11 Guard



Roman Sorkin
#41 Forward



Paul White
#13 Forward



Patrick Benson
Manager



Robbie Ellis
Manager



Brian Jones
Manager



Chris Reeves
Manager



Nick Ruiz
Manager