



# NEW ORLEANS BASKETBALL

## 2020-2021 GAME NOTES

FOLLOW US! [f /PrivateersMBB](#) [@PrivateersMBB](#) [@privateersmbb](#)  
 Contact Kelvin Queliz Email [kqueliz@uno.edu](mailto:kqueliz@uno.edu) Phone (917) 683-6517



RECORD 1-8, 0-1 SLC

HEAD COACH  
 Mark Slessinger 10th Season  
 Aurora '96

CAREER RECORD  
 Overall 147-181  
 at UNO 122-158  
 vs. SLC 61-68  
 vs. UCA 6-5


ALL-TIME SERIES  
 UNO leads 6-5.



RECORD 2-7, 1-0 SLC

HEAD COACH  
 Anthony Boone 2nd Season  
 Ole Miss '99

CAREER RECORD  
 Overall 11-18 2nd Season  
 at UCA 11-18 2nd Season  
 vs. SLC 10-11  
 vs. UNO 1-1



RECORD  
 3-4, 0-0 SLC

WHEN / WHERE  
 >> January 9  
 >> Lakefront Arena  
 >> New Orleans, La.  
 >> 6:00 P.M.

TV / VIDEO  
 UNOPrivateers.com

## 2020-2021 SCHEDULE

ALL TIMES CENTRAL AND SUBJECT TO CHANGE

OVERALL 1-8 | SOUTHLAND 0-1  
 HOME 0-1 | AWAY 0-5 | NEUTRAL 1-2

### NOVEMBER (0-2)

26 @ BYU L, 61-86  
 27 @ Utah Canceled  
 29 @ Texas A&M L, 53-82

### DECEMBER (1-5)

2 Louisiana L, 63-66  
 8 vs. Florida National^ W, 74-57  
 9 vs. Campbell^ L, 70-79  
 10 @ Jacksonville^ L, 70-77  
 15 @ Louisiana L, 63-73  
 16 @ LSU Postponed  
 22 @ Rice L, 62-73

### JANUARY (0-1, 0-1 SLC)

2 @ Stephen F. Austin^ L, 67-78  
 6 @ Central Arkansas^ 7:00 P.M.  
 9 UIW\* 6:00 P.M.  
 16 McNeese\* 6:00 P.M.  
 20 Texas A&M-Corpus Christi\* 7:00 P.M.  
 23 @ Nicholls\* 5:00 P.M.  
 27 @ Northwestern State\* 6:30 P.M.  
 30 @ Southeastern\* 4:00 P.M.

### FEBRUARY (0-0, 0-0 SLC)

6 Stephen F. Austin\* 6:00 P.M.  
 10 Central Arkansas\* 7:00 P.M.  
 13 @ UIW\* 6:30 P.M.  
 20 @ McNeese\* 4:00 P.M.  
 24 @ Texas A&M-Corpus Christi\* 7:00 P.M.  
 27 Nicholls\* 6:00 P.M.

### MARCH (0-0, 0-0 SLC)

3 Northwestern State\* 6:00 P.M.  
 6 Southeastern\* 7:00 P.M.  
 10-13 Southland Tournament\* 6:00 P.M.

^ BSN Sports Dolphin Classic  
 \* Southland Conference Game

## TIP-OFF

>> Despite a rocky start in Nacogdoches with just four field goals made in the first half the Privateers came out on fire in the second half connecting on 18-of-29 baskets (62.7%) before falling 78-67 to Stephen F. Austin on Saturday. **DAMION ROSSER** led the way for the Privateers with 22 points while **TROY GREEN** chipped in with 19. At 1-8, the Privateers are looking to turn around a season that's off to the worst start through nine games in school history.

>> Senior guard **TROY GREEN** has had an outstanding season the hardwood. In December at the BSN Sport Classic in Jacksonville, Green had his first career double-double (18 points, 12 rebounds) in the tournament opener against Florida National before scoring bursts of 34 (career high) and 23 against Campbell and Jacksonville. His point total against Jacksonville was the most scored by a Privateer since **CHRISTAVIOUS GILL** had 38 against Northwestern State in 2016, and the most scored on a neutral floor since **BO MCALEBB** scored 34 against Arkansas State in the 2007 Sun Belt Tournament. His efforts in the BSN Classic earned him both LSWA and Southland Player of the Week for Dec. 14. Green currently ranks third in scoring (16.2), fourth in field goal percentage (49.5%), fourth in free throw percentage (77.8%), and fifth in minutes per game (32.9) in the Southland.

>> With 22 points against Florida National and 23 points at Jacksonville, **DAMION ROSSER** set career-highs in points in two of the three games at the BSN Sport Classic. Rosser is third in the Southland Conference in shooting percentage (52.3 percent) this season. The redshirt junior's career scoring average has improved from 11.3 points per game entering the year to 14.6, and the McDonough, Ga. native is pulling down 6.2 rebounds per game after averaging 3.7 during his first three seasons. Damion has been a prolific scorer at times this season scoring in double-figures in seven of nine games so far. Rosser started the season with four straight games in double-figures for the season in a row, and has tallied 20 or more points three times this season.

>> After using 15 different lineup combinations due to injury last season, Coach Sless has found a more stable starting five this season. **DAMION ROSSER**, **TROY GREEN**, and **JAHEMEL MYERS** have started in every game for the Privateers so far this season, while **LAMONT BERZAT** and **AHREN FREEMAN** have started eight of the nine games so far this season. **LADARIUS MARSHALL** has made his first two career starts in the last two games.

## COVERAGE INFORMATION

TELEVISION None

STREAMING [UCASports.com](https://ucasports.com) (\$) Tyler Nelson  
 Play-by-Play Analyst Trent Cathey

RADIO [NASH 106.1 FM](https://nash1061fm.com) / [TuneIn App](https://tunein.com)  
 Play-by-Play Jude Young

LIVE STATS [UCASports.com](https://ucasports.com)

TWITTER [@PrivateersMBB](https://twitter.com/PrivateersMBB)

Updated Coverage Information can be found on  
 UNOPrivateers.com or on Twitter at @PrivateersMBB

## PROJECTED STARTING FIVE (BASED ON LAST GAME)

DAMION ROSSER	
#1	GUARD
POINTS	14.6
REBOUNDS	6.2
ASSISTS	2.7
STEALS	1.0
MINUTES	34.2

LAMONT BERZAT	
#2	GUARD
POINTS	6.9
REBOUNDS	3.1
ASSISTS	3.1
STEALS	0.9
MINUTES	26.1

TROY GREEN	
#3	GUARD
POINTS	16.2
REBOUNDS	5.8
ASSISTS	2.2
STEALS	1.3
MINUTES	32.9

JAHEMEL MYERS	
#4	FORWARD
POINTS	4.2
REBOUNDS	3.4
ASSISTS	1.7
STEALS	0.3
MINUTES	21.2

LADARIUS MARSHALL	
#23	FORWARD
POINTS	5.4
REBOUNDS	4.9
ASSISTS	0.1
STEALS	0.5
MINUTES	18.6



# NEW ORLEANS BASKETBALL NEWS & NOTES

## TURNING THE RECORD BOOKS GREEN

>> **TROY GREEN** has steadily made his way through the Privateer record books this season. The senior ranks sixth all-time in free throws made (311) and 9th with 116 steals. He sits just outside the top 10 in games played (104), assists (270), and points (1,089). The senior became the 24th member of the **1,000 POINT CLUB** in school history after scoring a career-high 34 points against Campbell (Dec. 9). Those 34 points were the most scored by a Privateer since **CHRISTAVIOUS GILL** scored 38 at Northwestern State in 2016, and the most on a neutral floor since **BO McCALLEBB** scored 36 against Arkansas State in the 2007 Sun Belt Tournament. **FOR MORE INFORMATION ON SEE PAGE 18.**

## PRIVATEERS AND BEARS

>> New Orleans and Central Arkansas will meet for the 12th time since the Privateers joined the Southland for the 2013-14 season. To date the Privateers hold a slim advantage in the series with six wins to UCA's five. The Bears hold a 4-2 advantage at the Farris Center with the last UNO win in Conway coming in January of 2017 - Travin Thibodaux's double-double (12 points, 12 rebounds) leading the Privateers to an 81-63 victory. **FOR MORE INFORMATION ON THE ALL-TIME SERIES SEE PAGE 3.**

## CARSON FEASTS ON RICE

>> One bright spot towards the end of 2020 was the emergence of Philadelphia's **RODNEY CARSON JR.**, who has progressively earned more playing time over the course of the season. At Rice the sophomore connected on 6-of-13 shots, 3 three-pointers, with three assists, three steals and a new career-high 15 points in 26 minutes off the bench. Rodney's field goals, three-pointer, assist and steal totals matched career-highs.

## FIRST HALF PERFECTION VS. FLORIDA NATIONAL

>> **DAMION ROSSER'S** 6-of-6 performance in the first half against Florida National ranks as the third-best shooting performance in the opening frame in program history. **OSCAR TAYLOR** (1981) and **NATE MILLS** (1985) each had 7-of-7 performance over four decades ago.

## THREE-POINT ODDITY

>> While the Privateers have struggled from beyond the arc this season, shooting just .270, the 5-of-7 three point shooting night at BYU in the season opener remains the best single-game percentage of any Southland school so far this season.

## TWO TIMES IN A SEASON?

>> After facing Louisiana for the second time in December, the Privateers faced the same opponent twice in the same season for the first time since 2012-2013. As an independent that year, UNO played home and home matchups with HBU, Nicholls NJIT, San Jose State, Southeast Missouri, Southern Illinois, and Texas Pan-American (now UTGRV). New Orleans also played a pair of home games against Champion Baptist that season.

## PROGRAM MILESTONES IN SIGHT

>> Now in its 52nd season Privateer basketball is scheduled to hit two landmarks this season. Two home games from now, currently scheduled against McNeese on Jan. 16, will be the 700th "home" (including HPC, Lakefront Arena, the Superdome, and games played elsewhere following Hurricane Katrina) game played in school history. The season finale at home against Southeastern on March 6 is scheduled to be the 1,500th game played in school history.

## A DECADE ON THE LAKEFRONT

>> **MARK SLESSINGER** is now in his 10th season as head coach of the Privateers. He is the longest-tenured coach in program history and is five wins away from tying 2020 Greater New Orleans Sports Hall of Famer **TIM FLOYD** for the second-most wins in program history (122). Slessinger has coached the most games in school history (280), as well as every Southland Conference contest New Orleans has played.

## COVID-19 CHANGES

>> The season opener at BYU was the first athletic contest for the University of New Orleans since Baseball's 11-5 win over Southern on March 11, 2019 - a period of 264 days. The season opener was originally scheduled to be Nov. 26 against the Utah Utes before COVID issues within the Utes program saw that game canceled. A second alternation came on Dec. 16 when COVID issues within the LSU Tigers program saw that game postponed just hours before the team was travel to Baton Rouge.

# 2020-2021 ROSTER

#	NAME	POS	HT	WT	CL	HOMETOWN	PREVIOUS SCHOOL
0	Jay Rodgers	G	6-3	185	Fr.	Columbus, Ohio	Winchendon Prep
1	Damion Rosser	G	6-4	220	R-Jr.	McDonough, Ga.	Henry County HS
2	Lamont Berzat	G	5-6	155	Sr.	New Orleans, La.	Landry-Walker HS
3	Troy Green	G	6-3	215	Sr.	St. Rose, La.	Believe Prep Academy
4	Jahmel Myers	F	6-6	215	Jr.	Cape Coral, Fla.	Mariner HS
5	Charles Bohannon	G	6-0	205	Sr.	Austin, Texas	Jack C. Hays HS
10	Derek St. Hilaire	G	5-11	180	Gr.	Atlanta, Ga.	Jacksonville State
11	Ahren Freeman	F	6-6	235	So.	Orange Park, Fla.	Providence School of Jacksonville
12	Norris Williams	G	6-2	165	Fr.	New Orleans, La.	Archbishop Hannan HS
13	Kmani Doughty	G	6-5	195	R-Fr.	Brooklyn, N.Y.	Florida Prep
15	Tamir Bynum	G	6-2	160	Jr.	Houston, Texas	Prairie View A&M
21	Bol Tong	F	6-9	215	Jr.	Kansas City, Mo.	Hill JC
23	LaDarius Marshall	F	6-6	230	Jr.	Jackson, Miss.	Hinds CC
24	Rodney Carson Jr.	G	6-3	180	So.	Philadelphia, Pa.	Combine Academy
32	Rashad Holmes	G	5-11	195	Fr.	New Orleans, La.	John Curtis HS
33	D'Ante Bell	F	6-9	225	Fr.	Shreveport, La.	Bossier HS

## COACHES & STAFF

Head Coach	Mark Slessinger	Aurora '96	10th Season at UNO
Assistant Coach	Jody Bailey	Louisville '95	5th Season at UNO
Assistant Coach	Kris Arkenberg	IUPUI '09	10th Season at UNO
Assistant Coach	Jay Smith	LSU-Alexandria '17	2nd Season at UNO
Director of Basketball Ops	Cory Dixon	New Orleans '14	2nd Season at UNO
Graduate Manager	John Curtis Creed	Centenary '19	2nd Season at UNO
Video / Analytics / Internal Ops	Bradley Feig	New Orleans '20	4th Season at UNO

## SPORTS MEDICINE & PERFORMANCE

Athletic Trainer	Nick Holtgreive	Quachita Baptist '12	6th Season at UNO
Sports Performance Coach	Matt Hans	Mount. St. Joseph '14	1st Season at UNO
Sports Performance Intern	Beaux Hebert	Nicholls '15	3rd Season at UNO

## PRONUNCIATION GUIDE

Kris Arkenberg	Ark-en-berg
D'Ante Bell	Dee-Anh-tay
Lamont Berzat	Lah-mont Bur-zahst
Tamir Bynum	Ta-meer Bye-num
Rashad Holmes	Rah-shad
Jahmel Myers	Jah-mel
Ahren Freeman	Aaron
Kmani Doughty	Kah-mah-knee Dow-ty
Damion Rosser	Ross-er
Mark Slessinger	Sless-in-ger
Derek St. Hilaire	Saint Hill-air

## CLASSIFICATION

Seniors	3	Berzat, Bohannon, Green
Juniors	6	Bynum, Jones, Marshall, Myers, Rosser, Tong
Sophomores	2	Carson Jr., Freeman
Freshmen	5	Bell, Doughty, Holmes, Rogers, Williams
True Freshmen	4	Bell, Holmes, Rogers, Williams
Graduate Students	1	St. Hilaire
Div. I Transfers	2	Bynum, St. Hilaire

## YEARS IN THE PROGRAM

5th Year	0	None
4th Year	4	Berzat, Bohannon, Green, Rosser
3rd Year	1	Myers
2nd Year	3	Carson Jr., Doughty, Freeman
1st Year	8	Bell, Bynum, Holmes, Marshall, Rodgers, St. Hilaire, Tong, Williams

## HOME STATE

Louisiana	4	Bell, Berzat, Green, Holmes, Williams
Florida	2	Freeman, Myers
Georgia	2	Rosser, St. Hilaire
Texas	2	Bohannon, Bynum
Mississippi	1	Marshall
Missouri	1	Tong
Ohio	1	Rogers
Pennsylvania	1	Carson Jr.
New York	1	Doughty



# NEW ORLEANS BASKETBALL

## THE MATCHUP

### NEW ORLEANS

Total Points  
Points Per Game  
Scoring Margin

### UNO

583  
64.8  
-9.8

### OPPONENTS

671  
74.6  
--

### SHOOTING

FG: Made-Attempted 220-507  
FG: Percentage .434  
FG: Per Game 24.4  
3PT: Made-Attempted 38-141  
3PT: Percentage .270  
3PT: Per Game 4.2  
FT: Made-Attempted 105-148  
FT: Percentage .709  
FT: Per Game 11.7

236-520  
.454  
26.2  
61-194  
.314  
6.8  
138-200  
.690  
15.3

### REBOUNDING

Total 303  
Per Game 33.7  
Margin -2.5

326  
36.2  
--

### ASSISTS

Total 125  
Per Game 13.9

118  
13.1

### TURNOVERS

Total 173  
Per Game 19.2  
Margin -3.4  
Assist/Turnover Ratio 0.7  
Points Off Turnovers 13.8

142  
15.8  
--  
0.8  
20.3

### STEALS

Total 60  
Per Game 6.7

79  
8.8

### BLOCKS

Total 18  
Per Game 2.3

31  
3.9

### CENTRAL ARKANSAS

Total Points 639  
Points Per Game 71.0  
Scoring Margin -6.3

### UCA

639  
71.0  
-6.3

### OPPONENT

696  
77.3  
--

### SHOOTING

FG: Made-Attempted 226-526  
FG: Percentage .430  
FG: Per Game 25.1  
3PT: Made-Attempted 67-175  
3PT: Percentage .383  
3PT: Per Game 7.4  
FT: Made-Attempted 120-161  
FT: Percentage .745  
FT: Per Game 13.3

243-582  
.418  
27.0  
75-219  
.342  
8.3  
135-186  
.726  
15.0

### REBOUNDING

Total 351  
Per Game 39.0  
Margin +2.8

326  
36.2  
--

### ASSISTS

Total 124  
Per Game 13.8

150  
16.7

### TURNOVERS

Total 177  
Per Game 19.7  
Margin -6.1  
Assist/Turnover Ratio 0.7  
Points Off Turnovers n/a

122  
13.6  
--  
1.2  
n/a

### STEALS

Total 50  
Per Game 5.6

91  
10.1

### BLOCKS

Total 20  
Per Game 2.2

42  
4.7

## ALL-TIME SERIES

OVERALL 6-5 | SOUTHLAND 6-5  
HOME 4-1 | AWAY 2-4 | NEUTRAL 0-0 | OVERTIME 0-0

DATE	H/A	RESULT	SCORE
2/8/14	A	W	88-79
1/26/15	H	W	87-67
2/7/15	A	L	67-70
1/25/16	H	W	94-83
2/6/16	A	L	77-112
1/21/17	A	W	81-63
2/18/17	H	W	84-61
1/17/18	H	L	57-81
1/23/19	A	L	71-76
1/8/20	H	W	86-78
2/12/20	A	L	68-73

Dates within the dashed box are games coached by Mark Slessinger.

**FIRST MEETING** 2/8/14, 88-79 W  
**LAST MEETING** 2/12/20, 68-73 L  
**CURRENT STREAK** L1  
**LONGEST WINNING STREAK** W2, twice.  
**LONGEST LOSING STREAK** L2, from 2017-2018  
**LARGEST VICTORY** 23 in 2017.  
**LARGEST DEFEAT** 35 in 2016.  
**UNDER SLESSINGER** 6-5

## INDIVIDUAL LEADERS

CATEGORY	NEW ORLEANS	CENTRAL ARKANSAS
Points Per Game	T. Green 16.2	R. Bergersen 15.6
Field Goal Percentage	D. Rosser .523	R. Bergersen .494
Three-Point Percentage	L. Berzat .355	D. Jones .525
Free-Throw Percentage	D. Rosser .826	D. Jones .880
Rebounds Per Game	D. Rosser 6.2	E. Kayouloud 5.1
Offensive Rebounds	L. Marshall 1.9	K. Bennett 1.6
Assists Per Game	L. Berzat 3.1	D. Jones 4.1
Steals Per Game	T. Green 1.3	R. Bergersen 1.6
Blocked Shots Per Game	D. Rosser 0.6	S. Shittu 0.4
Minutes Per Game	D. Rosser 34.2	R. Bergersen 33.9

## MARK SLESSINGER ON UCA

"They've got two of the more talented offensive players in our league in DeAndre Jones, the point guard, he's got incredible pace and great feel. Ryain Bergersen is as talented a wing scorer as there is in our league."

"They've got veteran guys that have been there, they can spread you out and shoot it very well. They can attack you off the dribble and create for their teammates."

"It's the total opposite of Stephen F. Austin where everything is geared towards taking out their paint - shutting off the water inside and making them beat you from the outside. This will be the opposite."

"We have to be tremendous in guarding the ball, tremendous in transition defense and we've got to be able to score and finish at the opportunities we will get whether they're in man or zone."



# NEW ORLEANS BASKETBALL

## GAME BY GAME LEADERS / DOUBLE-FIGURES

### GAME BY GAME LEADERS

DATE	OPPONENT	PTS	FGS	3FGS	FTS	REBS	ASSISTS	BLOCKS	STEALS	MINS
11/26	@ BYU	Berzat, 15 Rosser, 15	Berzat, 5 Rosser, 5	Berzat, 3	Rosser, 5	Rosser, 9	St. Hilaire, 3	None	Carson, 3	Rosser, 31
11/29	@ Texas A&M	Marshall, 14	Marshall, 7	Doughty, 2	Green, 2	Doughty, 6	Berzat, 5	Rosser, 1 Myers, 1 Marshall, 3	Green, 2 Doughty, 2 Berzat, 3	Myers, 24
12/2	Louisiana	Rosser, 18	Rosser, 8	Carson, 3	Marshall, 3	Rosser, 10	Rosser, 5	Marshall, 3	Green, 2	Rosser, 37
12/8	vs. Florida National	Rosser, 22	Rosser, 10	None	Green, 4	Green, 12	Myers, 7	Myers, 2	Green, 2	Rosser, 37
12/9	vs. Campbell	Green, 34	Green, 12	St. Hilaire, 2	Green, 9	Marshall, 6	Green, 5 St. Hilaire, 5	None	St. Hilaire, 2	Green, 40
12/10	@ Jacksonville	Green, 24	Rosser, 11	Green, 1 St. Hilaire, 1	Green, 7	Green, 8	Green, 3	Freeman, 1 Doughty, 1 Myers, 1	Green, 2	Rosser, 38
12/15	@ Louisiana	Green, 15	Green, 6	Berzat, 2	Berzat, 5	Green, 6	Berzat, 4 Rosser, 4	Marshall, 2	St. Hilaire, 3	Green, 37
12/21	@ Rice	Carson, 15	Carson, 6	Berzat, 3 Carson, 3 St. Hilaire, 3	Berzat, 3	Rosser, 9 St. Hilaire, 4	Rosser, 4	Rosser, 3	Carson, 3	Rosser, 36
1/2	@ Stephen F. Austin	Rosser, 22	Rosser, 9	Carson, 1	Green, 5	Rosser, 6	Berzat, 3 St. Hilaire, 3	Marshall, 1	Rosser, 4	Rosser, 40
1/6	@ Central Arkansas									
1/9	UIW									
1/16	McNeese									
1/20	Texas A&M-CC									
1/23	@ Nicholls									
1/27	@ Northwestern State									
1/30	@ Southeastern									
2/6	Stephen F. Austin									
2/10	Central Arkansas									
2/13	@ UIW									
2/20	@ McNeese									
2/24	@ Texas A&M-CC									
2/27	Nicholls									
3/3	Northwestern State									
3/6	Southeastern									

### DOUBLE-DOUBLES THIS SEASON

NAME	TOTALS	OPPONENT	DATE
Damion Rosser	18 pts & 10 reb	Louisiana	12/2/20
Troy Green	18 pts & 12 reb	Florida National	12/8/20

### CAREER DOUBLE-DOUBLES

NAME	TOTALS	OPPONENT	DATE
Lamont Berzat	21 pts & 10 ast	UTRGV	3/14/18
Damion Rosser	13 pts & 10 reb	Louisiana	11/28/18
Jahmel Myers (1)	14 pts & 11 reb	Texas Southern	3/20/19
Jahmel Myers (2)	18 pts & 12 reb	Northwestern State	1/29/20
Damion Rosser (2)	18 pts & 10 reb	Louisiana	12/2/20
Troy Green (1)	18 pts & 12 reb	Florida National	12/8/20

### TRIPLE-DOUBLES THIS SEASON

#	NAME	POINTS	REBOUNDS	ASSISTS	STEALS
None					

### CAREER TRIPLE-DOUBLES

#	NAME	POINTS	REBOUNDS	ASSISTS	STEALS
None					

**NOTE** - The last Privateer triple-double was by Travin Thibodaux (10 points, 11 assists, and 10 rebound) against Florida College on November 25, 2016, just the third in school history.

### CAREER DOUBLE-FIGURE GAMES

POINTS	2020-21	2019-20	2018-19	2017-18	TOTAL	STREAK
Troy Green	7	24	11	9	51	1
Damion Rosser	7	5	13	4	29	1
Jahmel Myers	0	10	4	-	14	0
Lamont Berzat	4	4	0	6	14	0
Ahren Freeman	2	7	-	-	9	0
Charles Bohannon	2	0	0	2	2	0
Rodney Carson Jr.	2	1	-	-	3	0
Ladarius Marshall	1	-	-	-	-	0
Derek St. Hilaire	1	-	-	-	-	0

FIELD GOALS	2020-21	2019-20	2018-19	2017-18	TOTAL	STREAK
Troy Green	1	1	0	0	2	0
Damion Rosser	2	0	0	0	2	0

FREE THROWS	2020-21	2019-20	2018-19	2017-18	TOTAL	STREAK
Troy Green	0	2	0	0	2	0

REBOUNDS	2020-21	2019-20	2018-19	2017-18	TOTAL	STREAK
Jahmel Myers	0	1	1	-	2	0
Damion Rosser	1	0	1	0	2	0
Troy Green	1	0	0	0	1	0

ASSISTS	2020-21	2019-20	2018-19	2017-18	TOTAL	STREAK
Lamont Berzat	0	1	0	1	2	0

### CAREER 20-POINT GAMES

NAME	TOTAL	OPPONENT	DATE
Lamont Berzat (1)	21	UTRGV	3/14/18
Troy Green (1)	20	at SMU	11/12/19
Troy Green (2)	20	at Sam Houston State	12/21/19
Troy Green (3)	22	at #9/10 Memphis	12/28/19
Troy Green (4)	21	Nicholls	1/25/20
Troy Green (5)	25	at McNeese	2/22/20
Troy Green (6)	21	at Northwestern State	3/4/20
Jahmel Myers (1)	20	Southeastern	3/7/20
<b>Damion Rosser (1)</b>	<b>22</b>	<b>vs. Florida National</b>	<b>12/8/20</b>
<b>Troy Green (7)</b>	<b>34</b>	<b>vs. Campbell</b>	<b>12/9/20</b>
<b>Troy Green (8)</b>	<b>24</b>	<b>at Jacksonville</b>	<b>12/10/20</b>
<b>Damion Rosser (2)</b>	<b>23</b>	<b>at Jacksonville</b>	<b>12/10/20</b>
<b>Damion Rosser (3)</b>	<b>22</b>	<b>at Stephen F. Austin</b>	<b>1/2/21</b>

**NOTE** - Bold denotes this season.



# NEW ORLEANS BASKETBALL

## SEASON STATISTICS



### 2020-21 New Orleans Men's Basketball Combined Team Statistics All games

Page 1/1  
as of Jan 03, 2021

#### Game Records

Record	Overall	Home	Away	Neutral
ALL GAMES	1-8	0-1	0-6	1-1
CONFERENCE	0-1	0-0	0-1	0-0
NON-CONFERENCE	1-7	0-1	0-5	1-1

#### Score by Periods

Team	1st	2nd	OT	TOT
New Orleans	257	326	0	583
Opponents	292	379	0	671

#### Team Box Score

No.	Player				Total		3-Point		F-Throw		Rebounds													
		GP-GS	MIN	AVG	FG-FGA	FG%	3FG-FGA	3FG%	FT-FTA	FT%	OFF	DEF	TOT	AVG	PF	DQ	A	TO	BLK	STL	PTS	AVG		
3	GREEN, Troy	9-9	296:58	33.0	53-107	.495	5-16	.313	35-45	.778	8	44	52	5.8	27	1	20	33	0	12	146	16.2		
1	ROSSER, Damion	9-9	308:43	34.3	56-107	.523	0-8	.000	19-23	.826	9	47	56	6.2	26	0	24	21	5	9	131	14.6		
2	BERZAT, Lamont	9-8	236:19	26.3	20-53	.377	11-31	.355	11-15	.733	4	24	28	3.1	26	2	28	21	0	8	62	6.9		
24	CARSON, Rodney	9-0	175:45	19.5	20-53	.377	9-27	.333	7-11	.636	6	6	12	1.3	10	0	6	5	1	9	56	6.2		
23	MARSHALL, Ladarius	8-2	151:38	19.0	15-27	.556	0-0	.000	13-23	.565	15	24	39	4.9	14	0	1	10	5	4	43	5.4		
11	FREEMAN, Ahren	9-7	150:32	16.7	20-38	.526	1-5	.200	2-6	.333	6	18	24	2.7	22	1	10	25	3	3	43	4.8		
10	ST. HILAIRE, Derek	9-1	188:57	21.0	14-57	.246	9-37	.243	6-7	.857	6	15	21	2.3	20	0	18	17	0	8	43	4.8		
4	MYERS, Jahmel	9-9	190:04	21.1	16-35	.457	0-1	.000	6-12	.500	8	23	31	3.4	25	1	15	14	4	3	38	4.2		
13	DOUGHTY, Kmani	8-0	61:16	7.7	6-19	.316	3-10	.300	4-4	1.000	6	6	12	1.5	19	0	2	11	1	3	19	2.4		
21	TONG, Bol	2-0	06:35	3.3	0-2	.000	0-1	.000	2-2	1.000	0	1	1	0.5	1	0	0	0	0	0	2	1.0		
0	RODGERS, Jay	5-0	10:25	2.1	0-1	.000	0-0	.000	0-0	.000	0	0	0	0.0	1	0	0	3	0	0	0	0.0		
5	BOHANNON, Charles	1-0	00:58	1.0	0-0	.000	0-0	.000	0-0	.000	0	0	0	0.0	0	0	0	0	0	0	0	0.0		
20	ROBINSON III, Larry	3-0	21:50	7.3	0-8	.000	0-5	.000	0-0	.000	1	0	1	0.3	2	0	1	4	0	1	0	0.0		
Team											16	10	26				9							
Total		9	1800		220-507	.434	38-141	.270	105-148	.709	85	218	303	33.7	193	5	125	173	19	60	583	64.8		
Opponents		9	1800		236-520	.454	61-194	.314	138-200	.690	100	226	326	36.2	153	2	118	142	33	79	671	74.6		

#### Team Statistics

	UNO	OPP
<b>Scoring</b>	<b>583</b>	<b>671</b>
Points per game	64.8	74.6
Scoring margin	-9.8	-
<b>Field goals-att</b>	<b>220-507</b>	<b>236-520</b>
Field goal pct	.434	.454
<b>3 point fg-att</b>	<b>38-141</b>	<b>61-194</b>
3-point FG pct	.270	.314
3-pt FG made per game	4.2	6.8
<b>Free throws-att</b>	<b>105-148</b>	<b>138-200</b>
Free throw pct	.709	.690
F-Throws made per game	11.7	15.3
<b>Rebounds</b>	<b>303</b>	<b>326</b>
Rebounds per game	33.7	36.2
Rebounding margin	-2.6	-
<b>Assists</b>	<b>125</b>	<b>118</b>
Assists per game	13.9	13.1
<b>Turnovers</b>	<b>173</b>	<b>142</b>
Turnovers per game	19.2	15.8
Turnover margin	-3.4	-
Assist/turnover ratio	0.7	0.8
<b>Steals</b>	<b>60</b>	<b>79</b>
Steals per game	6.7	8.8
<b>Blocks</b>	<b>19</b>	<b>33</b>
Blocks per game	2.1	3.7
<b>Winning streak</b>	<b>0</b>	<b>-</b>
Home win streak	0	-
<b>Attendance</b>	<b>500</b>	<b>2695</b>
Home games-Avg/Game	1-500	6-449
Neutral site-Avg/Game	-	2-40

#### Team Results

Date	Opponent		Score	Att.
11/26/2020	at BYU	L	61-86	0
11/29/2020	at Texas A&M	L	53-82	1114
12/02/2020	Louisiana	L	63-66	500
12/08/2020	vs Fla. National	W	74-57	42
12/09/2020	vs Campbell	L	70-79	38
12/10/2020	at Jacksonville	L	70-77	180
12/15/2020	at Louisiana	L	63-73	366
12/21/2020	at Rice	L	62-73	0
01/02/2021	at SFA	L	67-78	1035





# NEW ORLEANS BASKETBALL

## OVERALL SEASON / CAREER STATISTICS



2020-21 New Orleans Men's Basketball  
Season/Career Statistics  
All games

Page 1/1  
as of Jan 03, 2021

### Summary

Player	Season Statistics										Career Statistics									
	GP-GS	MIN/G	FG%	3FG%	FT%	R/G	A/G	STL	BLK	PTS/G	GP-GS	MIN/G	FG%	3FG%	FT%	R/G	A/G	STL	BLK	PTS/G
BERZAT, Lamont	9-8	26.3	.377	.355	.733	3.1	3.1	8	0	6.9	86-40	18.4	.385	.324	.688	1.5	2.3	99	1	4.2
BOHANNON, Charles	1-0	1.0	.000	.000	.000	0.0	0.0	0	0	0.0	41-4	6.3	.368	.250	.769	0.6	0.5	3	0	1.5
CARSON, Rodney	9-0	19.5	.377	.333	.636	1.3	0.7	9	1	6.2	38-5	15.8	.364	.304	.738	1.4	0.7	23	4	3.9
DOUGHTY, Kmani	8-0	7.7	.316	.300	1.000	1.5	0.3	3	1	2.4	8-0	7.7	.316	.300	1.000	1.5	0.3	3	1	2.4
FREEMAN, Ahren	9-7	16.7	.526	.200	.333	2.7	1.1	3	3	4.8	31-9	16.3	.572	.182	.519	2.8	1.0	15	10	6.5
GREEN, Troy	9-9	33.0	.495	.313	.778	5.8	2.2	12	0	16.2	104-59	25.6	.452	.276	.749	3.3	2.6	116	17	10.5
MARSHALL, Ladarius	8-2	19.0	.556	.000	.565	4.9	0.1	4	5	5.4	8-2	19.0	.556	.000	.565	4.9	0.1	4	5	5.4
MYERS, Jahmel	9-9	21.1	.457	.000	.500	3.4	1.7	3	4	4.2	70-33	20.1	.536	.389	.715	3.4	1.0	46	24	6.0
ROBINSON III, Larry	3-0	7.3	.000	.000	.000	0.3	0.3	1	0	0.0	33-0	8.8	.333	.268	.639	0.8	0.5	13	1	2.7
RODGERS, Jay	5-0	2.1	.000	.000	.000	0.0	0.0	0	0	0.0	5-0	2.1	.000	.000	.000	0.0	0.0	0	0	0.0
ROSSER, Damion	9-9	34.3	.523	.000	.826	6.2	2.7	9	5	14.6	82-54	23.8	.498	.162	.611	3.6	2.1	76	38	7.5
ST. HILAIRE, Derek	9-1	21.0	.246	.243	.857	2.3	2.0	8	0	4.8	9-1	21.0	.246	.243	.857	2.3	2.0	8	0	4.8
TONG, Bol	2-0	3.3	.000	.000	1.000	0.5	0.0	0	0	1.0	2-0	3.3	.000	.000	1.000	0.5	0.0	0	0	1.0

### Scoring

Player	Season Statistics								Career Statistics							
	FG-FGA	FG%	3FG-3FGA	3FG%	FT-FTA	FT%	PTS	PTS/G	FG-FGA	FG%	3FG-3FGA	3FG%	FT-FTA	FT%	PTS	PTS/G
BERZAT, Lamont	20-53	.377	11-31	.355	11-15	.733	62	6.9	120-312	.385	58-179	.324	66-96	.688	364	4.2
BOHANNON, Charles	0-0	.000	0-0	.000	0-0	.000	0	0.0	21-57	.368	8-32	.250	10-13	.769	60	1.5
CARSON, Rodney	20-53	.377	9-27	.333	7-11	.636	56	6.2	52-143	.364	14-46	.304	31-42	.738	149	3.9
DOUGHTY, Kmani	6-19	.316	3-10	.300	4-4	1.000	19	2.4	6-19	.316	3-10	.300	4-4	1.000	19	2.4
FREEMAN, Ahren	20-38	.526	1-5	.200	2-6	.333	43	4.8	87-152	.572	2-11	.182	27-52	.519	203	6.5
GREEN, Troy	53-107	.495	5-16	.313	35-45	.778	146	16.2	373-826	.452	32-116	.276	311-415	.749	1089	10.5
MARSHALL, Ladarius	15-27	.556	0-0	.000	13-23	.565	43	5.4	15-27	.556	0-0	.000	13-23	.565	43	5.4
MYERS, Jahmel	16-35	.457	0-1	.000	6-12	.500	38	4.2	163-304	.536	7-18	.389	88-123	.715	421	6.0
ROBINSON III, Larry	0-8	.000	0-5	.000	0-0	.000	0	0.0	28-84	.333	11-41	.268	23-36	.639	90	2.7
RODGERS, Jay	0-1	.000	0-0	.000	0-0	.000	0	0.0	0-1	.000	0-0	.000	0-0	.000	0	0.0
ROSSER, Damion	56-107	.523	0-8	.000	19-23	.826	131	14.6	250-502	.498	6-37	.162	113-185	.611	619	7.5
ST. HILAIRE, Derek	14-57	.246	9-37	.243	6-7	.857	43	4.8	14-57	.246	9-37	.243	6-7	.857	43	4.8
TONG, Bol	0-2	.000	0-1	.000	2-2	1.000	2	1.0	0-2	.000	0-1	.000	2-2	1.000	2	1.0

### Totals

Player	Season Statistics									Career Statistics								
	O-REB	D-REB	TOTAL	PF	FO	A	TO	A/TO		O-REB	D-REB	TOTAL	PF	FO	A	TO	A/TO	
BERZAT, Lamont	4	24	28	26	2	28	21	1.3		22	108	130	162	3	198	108	1.8	
BOHANNON, Charles	0	0	0	0	0	0	0	0.0		5	19	24	19	0	21	19	1.1	
CARSON, Rodney	6	6	12	10	0	6	5	1.2		28	25	53	57	1	25	34	0.7	
DOUGHTY, Kmani	6	6	12	19	0	2	11	0.2		6	6	12	19	0	2	11	0.2	
FREEMAN, Ahren	6	18	24	22	1	10	25	0.4		33	54	87	79	4	31	58	0.5	
GREEN, Troy	8	44	52	27	1	20	33	0.6		82	260	342	270	4	270	229	1.2	
MARSHALL, Ladarius	15	24	39	14	0	1	10	0.1		15	24	39	14	0	1	10	0.1	
MYERS, Jahmel	8	23	31	25	1	15	14	1.1		86	152	238	195	7	68	91	0.7	
ROBINSON III, Larry	1	0	1	2	0	1	4	0.3		11	17	28	29	0	18	19	0.9	
RODGERS, Jay	0	0	0	1	0	0	3	0.0		0	0	0	1	0	0	3	0.0	
ROSSER, Damion	9	47	56	26	0	24	21	1.1		103	190	293	180	2	171	149	1.1	
ST. HILAIRE, Derek	6	15	21	20	0	18	17	1.1		6	15	21	20	0	18	17	1.1	
TONG, Bol	0	1	1	1	0	0	0	0.0		0	1	1	1	0	0	0	0.0	



# NEW ORLEANS BASKETBALL

## CONFERENCE ONLY SEASON / CAREER STATISTICS



2020-21 New Orleans Men's Basketball  
Season/Career Statistics  
In Conference games

Page 1/1  
as of Jan 03, 2021

### Summary

Player	Season Statistics										Career Statistics									
	GP-GS	MIN/G	FG%	3FG%	FT%	R/G	A/G	STL	BLK	PTS/G	GP-GS	MIN/G	FG%	3FG%	FT%	R/G	A/G	STL	BLK	PTS/G
BERZAT, Lamont	1-1	28.6	.200	.000	.000	1.0	3.0	1	0	2.0	25-13	20.4	.385	.356	.649	1.6	2.4	26	0	4.4
BOHANNON, Charles	1-0	1.0	.000	.000	.000	0.0	0.0	0	0	0.0	13-4	9.7	.348	.308	1.000	0.5	0.5	2	0	1.8
CARSON, Rodney	1-0	29.3	.250	.250	.667	3.0	0.0	3	0	9.0	20-5	16.7	.313	.188	.815	1.3	0.4	12	3	3.4
DOUGHTY, Kmani	1-0	9.1	.000	.000	1.000	0.0	0.0	0	0	4.0	1-0	9.1	.000	.000	1.000	0.0	0.0	0	0	4.0
FREEMAN, Ahren	1-0	11.0	.500	.000	.000	1.0	0.0	0	0	2.0	13-1	15.9	.610	.250	.500	2.8	1.2	4	3	6.5
GREEN, Troy	1-1	31.7	.636	.000	.714	4.0	2.0	2	0	19.0	39-20	29.9	.446	.286	.745	3.5	3.3	50	9	12.2
MARSHALL, Ladarius	1-1	21.0	.500	.000	.500	5.0	0.0	1	1	5.0	1-1	21.0	.500	.000	.500	5.0	0.0	1	1	5.0
MYERS, Jahmel	1-1	8.4	1.000	.000	.000	1.0	0.0	0	0	2.0	39-21	22.5	.597	.462	.716	3.7	0.9	33	13	7.2
RODGERS, Jay	1-0	2.5	.000	.000	.000	0.0	0.0	0	0	0.0	1-0	2.5	.000	.000	.000	0.0	0.0	0	0	0.0
ROSSER, Damion	1-1	39.7	.692	.000	1.000	6.0	2.0	4	0	22.0	19-18	30.2	.504	.100	.603	3.8	2.5	31	17	8.7
ST. HILAIRE, Derek	1-0	17.8	.000	.000	1.000	1.0	3.0	0	0	2.0	1-0	17.8	.000	.000	1.000	1.0	3.0	0	0	2.0

### Scoring

Player	Season Statistics								Career Statistics							
	FG-FGA	FG%	3FG-3FGA	3FG%	FT-FTA	FT%	PTS	PTS/G	FG-FGA	FG%	3FG-3FGA	3FG%	FT-FTA	FT%	PTS	PTS/G
BERZAT, Lamont	1-5	.200	0-1	.000	0-1	.000	2	2.0	35-91	.385	16-45	.356	24-37	.649	110	4.4
BOHANNON, Charles	0-0	.000	0-0	.000	0-0	.000	0	0.0	8-23	.348	4-13	.308	4-4	1.000	24	1.8
CARSON, Rodney	2-8	.250	1-4	.250	4-6	.667	9	9.0	21-67	.313	3-16	.188	22-27	.815	67	3.4
DOUGHTY, Kmani	0-1	.000	0-1	.000	4-4	1.000	4	4.0	0-1	.000	0-1	.000	4-4	1.000	4	4.0
FREEMAN, Ahren	1-2	.500	0-0	.000	0-0	.000	2	2.0	36-59	.610	1-4	.250	11-22	.500	84	6.5
GREEN, Troy	7-11	.636	0-0	.000	5-7	.714	19	19.0	160-359	.446	14-49	.286	140-188	.745	474	12.2
MARSHALL, Ladarius	1-2	.500	0-0	.000	3-6	.500	5	5.0	1-2	.500	0-0	.000	3-6	.500	5	5.0
MYERS, Jahmel	1-1	1.000	0-0	.000	0-0	.000	2	2.0	111-186	.597	6-13	.462	53-74	.716	281	7.2
RODGERS, Jay	0-0	.000	0-0	.000	0-0	.000	0	0.0	0-0	.000	0-0	.000	0-0	.000	0	0.0
ROSSER, Damion	9-13	.692	0-1	.000	4-4	1.000	22	22.0	65-129	.504	1-10	.100	35-58	.603	166	8.7
ST. HILAIRE, Derek	0-2	.000	0-1	.000	2-2	1.000	2	2.0	0-2	.000	0-1	.000	2-2	1.000	2	2.0

### Totals

Player	Season Statistics									Career Statistics								
	O-REB	D-REB	TOTAL	PF	FO	A	TO	A/TO		O-REB	D-REB	TOTAL	PF	FO	A	TO	A/TO	
BERZAT, Lamont	0	1	1	5	1	3	3	1.0		10	29	39	58	2	59	29	2.0	
BOHANNON, Charles	0	0	0	0	0	0	0	0.0		2	5	7	10	0	7	7	1.0	
CARSON, Rodney	2	1	3	1	0	0	1	0.0		14	12	26	38	1	8	23	0.3	
DOUGHTY, Kmani	0	0	0	3	0	0	0	0.0		0	0	0	3	0	0	0	0.0	
FREEMAN, Ahren	0	1	1	0	0	0	2	0.0		15	21	36	35	3	15	22	0.7	
GREEN, Troy	2	2	4	4	0	2	4	0.5		35	100	135	109	1	128	99	1.3	
MARSHALL, Ladarius	2	3	5	1	0	0	3	0.0		2	3	5	1	0	0	3	0.0	
MYERS, Jahmel	0	1	1	5	1	0	0	0.0		53	93	146	125	7	37	56	0.7	
RODGERS, Jay	0	0	0	0	0	0	2	0.0		0	0	0	0	0	0	2	0.0	
ROSSER, Damion	0	6	6	2	0	2	4	0.5		30	43	73	49	1	48	52	0.9	
ST. HILAIRE, Derek	0	1	1	4	0	3	2	1.5		0	1	1	4	0	3	2	1.5	



# NEW ORLEANS BASKETBALL

## HOME SEASON / CAREER STATISTICS



2020-21 New Orleans Men's Basketball  
Season/Career Statistics  
Home games

Page 1/1  
as of Jan 03, 2021

### Summary

Player	Season Statistics										Career Statistics									
	GP-GS	MIN/G	FG%	3FG%	FT%	R/G	A/G	STL	BLK	PTS/G	GP-GS	MIN/G	FG%	3FG%	FT%	R/G	A/G	STL	BLK	PTS/G
BERZAT, Lamont	1-1	29.5	.400	.333	.000	5.0	4.0	3	0	10.0	36-18	20.3	.391	.323	.689	1.5	3.1	54	0	5.0
CARSON, Rodney	1-0	12.1	1.000	1.000	.000	1.0	0.0	0	0	11.0	14-1	13.5	.489	.545	.727	1.6	0.8	6	2	4.1
DOUGHTY, Kmani	1-0	4.9	.000	.000	.000	1.0	0.0	1	0	0.0	1-0	4.9	.000	.000	.000	1.0	0.0	1	0	0.0
FREEMAN, Ahren	1-1	8.2	.500	.000	.000	0.0	1.0	0	1	2.0	12-1	16.4	.645	.200	.643	2.7	1.3	6	2	8.3
GREEN, Troy	1-1	33.8	.385	.000	1.000	5.0	1.0	2	0	12.0	44-24	23.8	.435	.298	.777	3.0	2.7	55	9	8.9
MARSHALL, Ladarius	1-0	24.9	.250	.000	.750	7.0	0.0	1	2	5.0	1-0	24.9	.250	.000	.750	7.0	0.0	1	2	5.0
MYERS, Jahmel	1-1	25.9	.167	.000	.000	7.0	1.0	0	0	2.0	30-13	21.3	.568	.455	.818	4.0	1.1	21	14	7.5
ROSSER, Damion	1-1	36.1	.471	.000	.667	10.0	5.0	1	0	18.0	33-20	22.2	.503	.063	.595	3.5	2.8	32	18	7.4
ST. HILAIRE, Derek	1-0	24.6	.250	.250	.000	1.0	1.0	1	0	3.0	1-0	24.6	.250	.250	.000	1.0	1.0	1	0	3.0

### Scoring

Player	Season Statistics									Career Statistics								
	FG-FGA	FG%	3FG-3FGA	3FG%	FT-FTA	FT%	PTS	PTS/G		FG-FGA	FG%	3FG-3FGA	3FG%	FT-FTA	FT%	PTS	PTS/G	
BERZAT, Lamont	4-10	.400	2-6	.333	0-0	.000	10	10.0		59-151	.391	30-93	.323	31-45	.689	179	5.0	
CARSON, Rodney	4-4	1.000	3-3	1.000	0-0	.000	11	11.0		22-45	.489	6-11	.545	8-11	.727	58	4.1	
DOUGHTY, Kmani	0-1	.000	0-1	.000	0-0	.000	0	0.0		0-1	.000	0-1	.000	0-0	.000	0	0.0	
FREEMAN, Ahren	1-2	.500	0-1	.000	0-0	.000	2	2.0		40-62	.645	1-5	.200	18-28	.643	99	8.3	
GREEN, Troy	5-13	.385	0-1	.000	2-2	1.000	12	12.0		135-310	.435	14-47	.298	108-139	.777	392	8.9	
MARSHALL, Ladarius	1-4	.250	0-0	.000	3-4	.750	5	5.0		1-4	.250	0-0	.000	3-4	.750	5	5.0	
MYERS, Jahmel	1-6	.167	0-1	.000	0-0	.000	2	2.0		83-146	.568	5-11	.455	54-66	.818	225	7.5	
ROSSER, Damion	8-17	.471	0-3	.000	2-3	.667	18	18.0		100-199	.503	1-16	.063	44-74	.595	245	7.4	
ST. HILAIRE, Derek	1-4	.250	1-4	.250	0-0	.000	3	3.0		1-4	.250	1-4	.250	0-0	.000	3	3.0	

### Totals

Player	Season Statistics									Career Statistics								
	O-REB	D-REB	TOTAL	PF	FO	A	TO	A/TO		O-REB	D-REB	TOTAL	PF	FO	A	TO	A/TO	
BERZAT, Lamont	0	5	5	5	1	4	3	1.3		10	45	55	72	2	111	47	2.4	
CARSON, Rodney	0	1	1	1	0	0	0	0.0		13	9	22	22	0	11	17	0.6	
DOUGHTY, Kmani	0	1	1	2	0	0	1	0.0		0	1	1	2	0	0	1	0.0	
FREEMAN, Ahren	0	0	0	3	0	1	3	0.3		11	21	32	24	0	15	15	1.0	
GREEN, Troy	1	4	5	2	0	1	4	0.3		28	103	131	108	1	120	89	1.3	
MARSHALL, Ladarius	3	4	7	1	0	0	3	0.0		3	4	7	1	0	0	3	0.0	
MYERS, Jahmel	4	3	7	4	0	1	1	1.0		41	80	121	81	2	32	40	0.8	
ROSSER, Damion	2	8	10	3	0	5	2	2.5		47	69	116	59	1	92	51	1.8	
ST. HILAIRE, Derek	1	0	1	1	0	1	3	0.3		1	0	1	1	0	1	3	0.3	





# NEW ORLEANS BASKETBALL

## AWAY SEASON / CAREER STATISTICS



2020-21 New Orleans Men's Basketball  
Season/Career Statistics  
Away games

Page 1/1  
as of Jan 03, 2021

### Summary

Player	Season Statistics										Career Statistics									
	GP-GS	MIN/G	FG%	3FG%	FT%	R/G	A/G	STL	BLK	PTS/G	GP-GS	MIN/G	FG%	3FG%	FT%	R/G	A/G	STL	BLK	PTS/G
BERZAT, Lamont	6-5	25.7	.389	.429	.769	2.7	2.8	5	0	7.8	44-20	16.8	.380	.351	.735	1.4	1.6	41	1	3.6
BOHANNON, Charles	1-0	1.0	.000	.000	.000	0.0	0.0	0	0	0.0	20-2	5.2	.273	.214	.750	0.4	0.3	0	0	0.9
CARSON, Rodney	6-0	21.3	.333	.278	.500	1.3	0.8	9	1	5.5	22-4	17.0	.306	.241	.714	1.3	0.6	17	2	3.6
DOUGHTY, Kmani	5-0	8.6	.200	.333	1.000	1.6	0.2	2	1	2.6	5-0	8.6	.200	.333	1.000	1.6	0.2	2	1	2.6
FREEMAN, Ahren	6-4	17.7	.522	.333	.667	2.7	1.5	2	1	4.5	17-6	16.2	.519	.200	.429	2.8	0.9	8	7	5.3
GREEN, Troy	6-6	31.5	.468	.400	.714	5.2	2.5	7	0	13.7	53-31	26.7	.457	.266	.724	3.4	2.5	51	7	11.4
MARSHALL, Ladarius	6-2	17.6	.550	.000	.500	4.3	0.2	3	3	5.0	6-2	17.6	.550	.000	.500	4.3	0.2	3	3	5.0
MYERS, Jahmel	6-6	18.9	.522	.000	.500	2.3	1.0	2	2	4.8	35-18	19.3	.507	.286	.587	3.0	0.8	24	8	5.0
ROBINSON III, Larry	2-0	6.6	.000	.000	.000	0.5	0.5	0	0	0.0	14-0	7.0	.192	.000	1.000	0.6	0.4	6	0	1.0
RODGERS, Jay	4-0	2.4	.000	.000	.000	0.0	0.0	0	0	0.0	4-0	2.4	.000	.000	.000	0.0	0.0	0	0	0.0
ROSSER, Damion	6-6	34.4	.493	.000	.813	5.8	2.5	8	4	13.8	42-27	24.2	.473	.235	.624	3.5	1.6	41	17	7.2
ST. HILAIRE, Derek	6-1	20.8	.250	.273	.857	2.3	2.3	5	0	5.0	6-1	20.8	.250	.273	.857	2.3	2.3	5	0	5.0
TONG, Bol	2-0	3.3	.000	.000	1.000	0.5	0.0	0	0	1.0	2-0	3.3	.000	.000	1.000	0.5	0.0	0	0	1.0

### Scoring

Player	Season Statistics									Career Statistics								
	FG-FGA	FG%	3FG-3FGA	3FG%	FT-FTA	FT%	PTS	PTS/G	FG-FGA	FG%	3FG-3FGA	3FG%	FT-FTA	FT%	PTS	PTS/G	FG-FGA	FG%
BERZAT, Lamont	14-36	.389	9-21	.429	10-13	.769	47	7.8	54-142	.380	27-77	.351	25-34	.735	160	3.6	54-142	.380
BOHANNON, Charles	0-0	.000	0-0	.000	0-0	.000	0	0.0	6-22	.273	3-14	.214	3-4	.750	18	0.9	6-22	.273
CARSON, Rodney	12-36	.333	5-18	.278	4-8	.500	33	5.5	26-85	.306	7-29	.241	20-28	.714	79	3.6	26-85	.306
DOUGHTY, Kmani	3-15	.200	3-9	.333	4-4	1.000	13	2.6	3-15	.200	3-9	.333	4-4	1.000	13	2.6	3-15	.200
FREEMAN, Ahren	12-23	.522	1-3	.333	2-3	.667	27	4.5	40-77	.519	1-5	.200	9-21	.429	90	5.3	40-77	.519
GREEN, Troy	29-62	.468	4-10	.400	20-28	.714	82	13.7	206-451	.457	17-64	.266	173-239	.724	602	11.4	206-451	.457
MARSHALL, Ladarius	11-20	.550	0-0	.000	8-16	.500	30	5.0	11-20	.550	0-0	.000	8-16	.500	30	5.0	11-20	.550
MYERS, Jahmel	12-23	.522	0-0	.000	5-10	.500	29	4.8	73-144	.507	2-7	.286	27-46	.587	175	5.0	73-144	.507
ROBINSON III, Larry	0-3	.000	0-2	.000	0-0	.000	0	0.0	5-26	.192	0-8	.000	4-4	1.000	14	1.0	5-26	.192
RODGERS, Jay	0-1	.000	0-0	.000	0-0	.000	0	0.0	0-1	.000	0-0	.000	0-0	.000	0	0.0	0-1	.000
ROSSER, Damion	35-71	.493	0-3	.000	13-16	.813	83	13.8	122-258	.473	4-17	.235	53-85	.624	301	7.2	122-258	.473
ST. HILAIRE, Derek	9-36	.250	6-22	.273	6-7	.857	30	5.0	9-36	.250	6-22	.273	6-7	.857	30	5.0	9-36	.250
TONG, Bol	0-2	.000	0-1	.000	2-2	1.000	2	1.0	0-2	.000	0-1	.000	2-2	1.000	2	1.0	0-2	.000

### Totals

Player	Season Statistics									Career Statistics								
	O-REB	D-REB	TOTAL	PF	FO	A	TO	A/TO	O-REB	D-REB	TOTAL	PF	FO	A	TO	A/TO	O-REB	D-REB
BERZAT, Lamont	3	13	16	14	1	17	13	1.3	10	53	63	79	1	70	54	1.3	10	53
BOHANNON, Charles	0	0	0	0	0	0	0	0.0	1	6	7	12	0	5	8	0.6	1	6
CARSON, Rodney	4	4	8	5	0	5	2	2.5	13	15	28	31	1	13	14	0.9	13	15
DOUGHTY, Kmani	5	3	8	13	0	1	8	0.1	5	3	8	13	0	1	8	0.1	5	3
FREEMAN, Ahren	5	11	16	14	1	9	17	0.5	21	26	47	50	4	16	38	0.4	21	26
GREEN, Troy	5	26	31	18	0	15	26	0.6	49	132	181	141	2	134	120	1.1	49	132
MARSHALL, Ladarius	10	16	26	10	0	1	6	0.2	10	16	26	10	0	1	6	0.2	10	16
MYERS, Jahmel	2	12	14	19	1	6	7	0.9	42	62	104	107	5	28	41	0.7	42	62
ROBINSON III, Larry	1	0	1	2	0	1	2	0.5	6	2	8	13	0	6	9	0.7	6	2
RODGERS, Jay	0	0	0	1	0	0	3	0.0	0	0	0	1	0	0	3	0.0	0	0
ROSSER, Damion	6	29	35	18	0	15	14	1.1	49	98	147	99	1	66	85	0.8	49	98
ST. HILAIRE, Derek	3	11	14	15	0	14	10	1.4	3	11	14	15	0	14	10	1.4	3	11
TONG, Bol	0	1	1	1	0	0	0	0.0	0	1	1	1	0	0	0	0.0	0	1



# NEW ORLEANS BASKETBALL

## NEUTRAL SITE SEASON / CAREER STATISTICS



2020-21 New Orleans Men's Basketball  
Season/Career Statistics  
Neutral games

Page 1/1  
as of Jan 03, 2021

### Summary

Player	Season Statistics										Career Statistics									
	GP-GS	MIN/G	FG%	3FG%	FT%	R/G	A/G	STL	BLK	PTS/G	GP-GS	MIN/G	FG%	3FG%	FT%	R/G	A/G	STL	BLK	PTS/G
BERZAT, Lamont	2-2	26.5	.286	.000	.500	3.5	3.5	0	0	2.5	6-2	18.7	.368	.111	.588	2.0	2.8	4	0	4.2
CARSON, Rodney	2-0	18.0	.308	.167	1.000	1.5	0.5	0	0	6.0	2-0	18.0	.308	.167	1.000	1.5	0.5	0	0	6.0
DOUGHTY, Kmani	2-0	6.8	1.000	.000	.000	1.5	0.5	0	0	3.0	2-0	6.8	1.000	.000	.000	1.5	0.5	0	0	3.0
FREEMAN, Ahren	2-2	18.0	.538	.000	.000	4.0	0.0	1	1	7.0	2-2	18.0	.538	.000	.000	4.0	0.0	1	1	7.0
GREEN, Troy	2-2	37.0	.594	.200	.867	8.0	2.0	3	0	26.0	7-4	28.7	.492	.200	.811	4.3	2.3	10	1	13.6
MARSHALL, Ladarius	1-0	21.4	1.000	.000	.667	6.0	0.0	0	0	8.0	1-0	21.4	1.000	.000	.667	6.0	0.0	0	0	8.0
MYERS, Jahmel	2-2	25.4	.500	.000	.500	5.0	4.0	1	2	3.5	5-2	18.8	.500	.000	.636	2.6	1.6	1	2	4.2
ROBINSON III, Larry	1-0	8.7	.000	.000	.000	0.0	0.0	1	0	0.0	4-0	10.9	.231	.333	.750	1.3	0.5	1	1	2.8
RODGERS, Jay	1-0	0.9	.000	.000	.000	0.0	0.0	0	0	0.0	1-0	0.9	.000	.000	.000	0.0	0.0	0	0	0.0
ROSSER, Damion	2-2	33.1	.684	.000	1.000	5.5	2.0	0	1	15.0	7-7	29.3	.622	.250	.615	4.3	1.9	3	3	10.4
ST. HILAIRE, Derek	2-0	19.8	.235	.182	.000	3.0	1.5	2	0	5.0	2-0	19.8	.235	.182	.000	3.0	1.5	2	0	5.0

### Scoring

Player	Season Statistics								Career Statistics							
	FG-FGA	FG%	3FG-3FGA	3FG%	FT-FTA	FT%	PTS	PTS/G	FG-FGA	FG%	3FG-3FGA	3FG%	FT-FTA	FT%	PTS	PTS/G
BERZAT, Lamont	2-7	.286	0-4	.000	1-2	.500	5	2.5	7-19	.368	1-9	.111	10-17	.588	25	4.2
CARSON, Rodney	4-13	.308	1-6	.167	3-3	1.000	12	6.0	4-13	.308	1-6	.167	3-3	1.000	12	6.0
DOUGHTY, Kmani	3-3	1.000	0-0	.000	0-0	.000	6	3.0	3-3	1.000	0-0	.000	0-0	.000	6	3.0
FREEMAN, Ahren	7-13	.538	0-1	.000	0-3	.000	14	7.0	7-13	.538	0-1	.000	0-3	.000	14	7.0
GREEN, Troy	19-32	.594	1-5	.200	13-15	.867	52	26.0	32-65	.492	1-5	.200	30-37	.811	95	13.6
MARSHALL, Ladarius	3-3	1.000	0-0	.000	2-3	.667	8	8.0	3-3	1.000	0-0	.000	2-3	.667	8	8.0
MYERS, Jahmel	3-6	.500	0-0	.000	1-2	.500	7	3.5	7-14	.500	0-0	.000	7-11	.636	21	4.2
ROBINSON III, Larry	0-5	.000	0-3	.000	0-0	.000	0	0.0	3-13	.231	2-6	.333	3-4	.750	11	2.8
RODGERS, Jay	0-0	.000	0-0	.000	0-0	.000	0	0.0	0-0	.000	0-0	.000	0-0	.000	0	0.0
ROSSER, Damion	13-19	.684	0-2	.000	4-4	1.000	30	15.0	28-45	.622	1-4	.250	16-26	.615	73	10.4
ST. HILAIRE, Derek	4-17	.235	2-11	.182	0-0	.000	10	5.0	4-17	.235	2-11	.182	0-0	.000	10	5.0

### Totals

Player	Season Statistics								Career Statistics							
	O-REB	D-REB	TOTAL	PF	FO	A	TO	A/TO	O-REB	D-REB	TOTAL	PF	FO	A	TO	A/TO
BERZAT, Lamont	1	6	7	7	0	7	5	1.4	2	10	12	11	0	17	7	2.4
CARSON, Rodney	2	1	3	4	0	1	3	0.3	2	1	3	4	0	1	3	0.3
DOUGHTY, Kmani	1	2	3	4	0	1	2	0.5	1	2	3	4	0	1	2	0.5
FREEMAN, Ahren	1	7	8	5	0	0	5	0.0	1	7	8	5	0	0	5	0.0
GREEN, Troy	2	14	16	7	1	4	3	1.3	5	25	30	21	1	16	20	0.8
MARSHALL, Ladarius	2	4	6	3	0	0	1	0.0	2	4	6	3	0	0	1	0.0
MYERS, Jahmel	2	8	10	2	0	8	6	1.3	3	10	13	7	0	8	10	0.8
ROBINSON III, Larry	0	0	0	0	0	0	2	0.0	1	4	5	2	0	2	3	0.7
RODGERS, Jay	0	0	0	0	0	0	0	0.0	0	0	0	0	0	0	0	0.0
ROSSER, Damion	1	10	11	5	0	4	5	0.8	7	23	30	22	0	13	13	1.0
ST. HILAIRE, Derek	2	4	6	4	0	3	4	0.8	2	4	6	4	0	3	4	0.8



# NEW ORLEANS BASKETBALL

## LAST TIME ON THE FLOOR



Official Basketball Box Score - Final  
**New Orleans at Stephen F. Austin**  
 01/02/21 William R. Johnson Coliseum, Nacogdoches  
 2020-21 Men's Basketball

Game Time: 4:30 PM  
 Game Duration: 2:11  
 Attendance: 1,035

Officials:

New Orleans - 67

Record: 1-8 (0-1)

New Orleans - 67			Record: 16 (5-1)																			
NO.	Name		Min	FG		3P		FT		Rebounds			Fouls		TP	AS	TO	ST	Blocks		+/-	
				M-A	M-A	M-A	M-A	OR	DR	TOT	PF	FD	BS	BA								
4	Jahmel Myers	F	08:23	1-1	0-0	0-0				0	1	1	5	0	2	0	0	0	0	0	2	
23	Ladarius Marshall	F	21:02	1-2	0-0	3-6				2	3	5	1	6	5	0	3	1	1	0	-11	
1	Damion Rosser	G	39:39	9-13	0-1	4-4				0	6	6	2	4	22	2	4	4	0	0	-11	
2	Lamont Berzat	G	28:38	1-5	0-1	0-1				0	1	1	5	1	2	3	3	1	0	0	-8	
3	Troy Green	G	31:41	7-11	0-0	5-7				2	2	4	4	5	19	2	4	2	0	1	-7	
11	Ahren Freeman		10:58	1-2	0-0	0-0				0	1	1	0	0	2	0	2	0	0	0	-14	
24	Rodney Carson		29:20	2-8	1-4	4-6				2	1	3	1	3	9	0	1	3	0	1	-6	
10	Derek St. Hilaire		17:45	0-2	0-1	2-2				0	1	1	4	4	2	3	2	0	0	0	2	
0	Jay Rodgers		02:31	0-0	0-0	0-0				0	0	0	0	0	0	0	2	0	0	0	-5	
13	Kmani Doughty		09:05	0-1	0-1	4-4				0	0	0	3	3	4	0	0	0	0	0	2	
5	Charles Bohannon		00:58	0-0	0-0	0-0				0	0	0	0	0	0	0	0	0	0	0	1	
Team												2			0		2					
Totals				22-45		1-8	22-30	8			16	24	25		26	67	10	23	11	1	2	-11

Shooting By Period			
1 <sup>st</sup> FG%	4-16	25.0%	
3PT%	0-4	0.0%	
FT%	14-18	77.8%	
2 <sup>nd</sup> FG%	18-29	62.1%	
3PT%	1-4	25.0%	
FT%	8-12	66.7%	
GM FG%	22-45	48.9%	
3PT%	1-8	12.5%	
FT%	22-30	73.3%	

Dead Ball Rebounds: 3, 0

Technical Fouls::NONE

Stephen F. Austin - 78

Record: 4-2 (1-0)

			Raptors - 76																
NO. Name			Min	FG M-A	3P M-A	FT M-A	Rebounds			Fouls		TP	AS	TO	ST	Blocks			
							OR	DR	TOT	PF	FD					BS	BA	+/-	
13	Calvin Solomon	F	17:04	1-2	0-0	0-2	0	1	1	3	1	2	0	2	2	2	0	3	
14	Gavin Kensmil	F	30:48	4-6	0-0	7-8	1	7	8	4	6	15	1	4	0	0	0	11	
2	Roti Ware	G	35:48	8-14	2-3	2-2	0	2	2	1	2	20	3	2	3	0	0	17	
3	Cameron Johnson	G	28:34	3-6	0-1	3-6	2	1	3	3	3	9	0	3	1	0	0	2	
4	David Kachelries	G	18:07	2-6	0-3	0-0	2	0	2	1	1	4	2	3	1	0	0	-3	
12	Charlie Daniels		14:14	2-3	0-0	1-2	2	2	4	4	2	5	0	1	0	0	0	2	
11	Nigel Hawkins		18:39	0-0	0-0	3-4	0	3	3	5	4	3	1	0	0	0	0	4	
22	Nana Antwi-Boasiako		16:28	3-4	0-0	4-4	2	1	3	3	2	10	1	4	0	0	1	7	
1	Deandre Heckard		20:18	3-5	0-0	4-5	0	2	2	2	4	10	4	1	0	0	0	12	
Team							0	1	1			0	0						
Totals				26-46	2-7	24-33	9	20	29	26	25	78	12	20	7	2	1	11	

Shooting By Period			
1 <sup>st</sup> FG%	12-26	46.2%	
3PT%	1-5	20.0%	
FT%	11-15	73.3%	
2 <sup>nd</sup> FG%	14-20	70.0%	
3PT%	1-2	50.0%	
FT%	13-18	72.2%	
GM FG%	26-46	56.5%	
3PT%	2-7	28.6%	
FT%	24-33	72.7%	

Dead Ball Rebounds: 4, 0

Technical Fouls::NONE

	UNO	SFA
Biggest lead	2 (1 <sup>st</sup> 17:49)	21 (2 <sup>nd</sup> 7:04)
Best Scoring Run	8 (1 <sup>st</sup> 2:45)	7 (1 <sup>st</sup> 15:18)
Lead Changes	1	
Times Tied	1	
Time with Lead	01:05	36:44

Points from	UNO	SFA
Turnovers	18	25
Paint	28	40
Second Chance	2	6
Fast Breaks	11	19
Bench	17	28

Period by Period Scoring			
	1st	2nd	TOT
UNO	22	45	67
SFA	36	42	78



# NEW ORLEANS BASKETBALL

## LAST TIME AGAINST CENTRAL ARKANSAS

Official Basketball Box Score -- Game Totals -- Final Statistics

**New Orleans vs Central Ark.**

**02/12/20 7:00 pm at Conway, AR**



**New Orleans 68 • 7-17,3-11 Southl**

#	Player		Total		3-Ptr	Rebounds			PF	TP	A	TO	Blk	Stl	Min
			FG-FGA	FG-FGA	FT-FTA	Off	Def	Tot							
11	MYERS, Jahmel	f	5-6	0-0	1-5	2	2	4	4	11	1	2	0	0	34
15	KEY, Jaylen	f	3-6	0-0	0-0	0	2	2	4	6	0	0	0	0	16
02	BERZAT, Lamont	g	4-9	1-4	1-3	2	1	3	4	10	1	0	0	2	33
03	GREEN, Troy	g	5-13	0-1	9-12	2	6	8	2	19	1	2	0	2	34
04	ROBINSON, Bryson	g	4-12	4-9	4-4	1	6	7	1	16	3	4	0	0	35
00	BROWN, Raquan		0-2	0-0	0-0	0	0	0	0	0	0	0	0	0	6
10	GATES, Gerrale		3-4	0-0	0-0	0	4	4	3	6	0	0	0	0	23
21	RIEK, Bol		0-0	0-0	0-0	0	0	0	0	0	0	0	0	0	2
24	CARSON, Rodney		0-4	0-1	0-0	1	1	2	2	0	1	1	0	0	17
Team						1	2	3				1			
Totals			24-56	5-15	15-24	9	24	33	20	68	7	10	0	4	200

FG % 1st Half: 14-29 48.3% 2nd half: 10-27 37.0% Game: 24-56 42.9%  
 3FG % 1st Half: 2-8 25.0% 2nd half: 3-7 42.9% Game: 5-15 33.3%  
 FT % 1st Half: 9-13 69.2% 2nd half: 6-11 54.5% Game: 15-24 62.5%

Deadball  
Rebounds  
4

**Central Ark. 73 • 9-16,8-6 Southla**

#	Player		Total		3-Ptr	Rebounds			PF	TP	A	TO	Blk	Stl	Min
			FG-FGA	FG-FGA	FT-FTA	Off	Def	Tot							
13	Iyekekpolor, Otas	f	2-10	0-3	0-0	1	4	5	3	4	1	0	0	0	27
15	Koval, Hayden	c	4-6	1-2	2-2	0	10	10	2	11	0	3	2	0	33
01	Howard, Jordan	g	6-9	3-5	6-8	0	0	0	4	21	2	2	1	0	33
34	Jaxson Baker	g	2-5	1-4	3-4	0	1	1	1	8	0	0	0	0	22
55	Jones, DeAndre	g	7-13	1-4	5-7	1	1	2	1	20	6	4	0	1	35
00	Shittu, SK		2-2	0-0	0-0	1	2	3	1	4	0	1	0	0	7
03	Simmons, Tyler		0-3	0-3	2-2	1	4	5	3	2	1	0	1	1	23
14	Collin Cooper		0-1	0-1	0-0	0	1	1	0	0	0	0	0	0	4
24	Chatham, Jared		1-4	0-0	1-2	2	3	5	4	3	1	0	0	0	16
Team						2	2	4				1			
Totals			24-53	6-22	19-25	8	28	36	19	73	11	11	4	2	200

FG % 1st Half: 10-28 35.7% 2nd half: 14-25 56.0% Game: 24-53 45.3%  
 3FG % 1st Half: 3-12 25.0% 2nd half: 3-10 30.0% Game: 6-22 27.3%  
 FT % 1st Half: 8-10 80.0% 2nd half: 11-15 73.3% Game: 19-25 76.0%

Deadball  
Rebounds  
3

Officials: John St. Clair,Tim Fitzgerald,James Durham  
 Technical fouls: New Orleans-None. Central Ark.-TEAM.

Attendance: 1485

2019-20 Men's Basketball. Round: 0. Central Ark. vs New Orleans. Played at Far

Score by periods	1st	2nd	Total
New Orleans	39	29	68
Central Ark.	31	42	73

Points	In Paint	Off T/O	2nd Chance	Fast Break	Bench
UNO	30	11	6	7	6
UCA	30	10	10	16	9

Last FG - UNO 2nd-00:40, UCA 2nd-01:32.  
 Largest lead - UNO by 11 1st-02:45, UCA by 7 2nd-01:32.  
 UNO led for 30:39. UCA led for 07:46. Game was tied for 01:33.

Score tied - 2 times.  
 Lead changed - 3 times.



# NEW ORLEANS BASKETBALL

## TRENDS AND STARTING LINEUPS

### STARTING LINEUPS THIS SEASON

DATE	OPPONENT	G	G	G/F	F	F/C
11/26	@ BYU	Berzat	Rosser	Green	Myers	Freeman
11/29	@ Texas A&M	Berzat	Rosser	Green	Myers	Freeman
12/2	Louisiana	Berzat	Rosser	Green	Myers	Freeman
12/8	vs. Florida National	Berzat	Rosser	Green	Myers	Freeman
12/9	vs. Campbell	Berzat	Rosser	Green	Myers	Freeman
12/10	@ Jacksonville	Rosser	Green	St. Hilaire	Myers	Freeman
11/2/15	@ Louisiana	Berzat	Rosser	Green	Myers	Freeman
12/21	@ Rice	Berzat	Rosser	Green	Myers	Marshall
1/2	@ Stephen F. Austin	Berzat	Rosser	Green	Myers	Marshall
1/6	@ Central Arkansas					
1/9	UIW					
1/16	McNeese					
1/20	Texas A&M-CC					
1/23	@ Nicholls					
1/27	@ Northwestern State					
1/30	@ Southeastern					
2/6	Stephen F. Austin					
2/10	Central Arkansas					
2/13	@ UIW					
2/20	@ McNeese					
2/24	@ Texas A&M-CC					
2/27	Nicholls					
3/3	Northwestern State					
3/6	Southeastern					

### RECORDS BY STARTING LINEUP

#	STARTERS	RECORD	HOME	AWAY	NEUTRAL
1	Berzat, Green, Freeman, Myers, Rosser	1-5	0-1	0-3	1-1
2	Green, Freeman, Myers, Rosser, St. Hilaire	0-1	0-0	0-1	0-0
3	Berzat, Green, Marshall, Myers, Rosser	0-2	0-0	0-2	0-0

### SEASON TRENDS

LOCATION	OVERALL	SLC
At Home	0-1	0-0
On The Road	0-6	0-1
At Neutral Site	1-1	0-0
<b>AT HALFTIME</b>		
Leads At Halftime	1-3	0-0
Trails At Halftime	0-5	0-1
Tied At Halftime	0-0	0-0
<b>WITH TWO-MINUTES LEFT</b>		
Leads With 2:00	1-1	0-0
Trails With 2:00	0-7	0-1
Tied With 2:00	0-0	0-0
<b>REBOUNDING</b>		
Has More Rebounds	1-2	0-0
Opp. Has More Rebounds	0-5	0-1
Rebounds Are Tied	0-1	0-0
<b>FIELD GOAL PERCENTAGE</b>		
Shoots Higher FG Pct	1-2	0-0
Opp. Shoots Higher FG Pct	0-6	0-1
FG Pct. Is Tied	0-0	0-0
Hits Less Than 40% Of FGs	0-4	0-1
Hits 40-49.9% Of FGs	0-3	0-0
Hits 50-59.9% Of FGs	1-1	0-0
Hits 60% Or Better FGs	0-0	0-0
Opp. Hits Less Than 40% Of FGs	1-2	0-0
Opp. Hits 40-49.9% Of FGs	0-3	0-0
Opp. Hits 50-59.9% Of FGs	0-2	0-1
Opp. Hits 60% Or Better FGs	0-1	0-0
<b>FIELD GOALS MADE</b>		
Has More FGs	1-2	0-0
Opp. Has More FGs	0-4	0-1
FGs Are Tied	0-1	0-0
<b>FREE THROWS</b>		
Shoots Higher FT Pct	1-3	0-0
Opp. Shoots Higher FT Pct	0-3	0-0
FT Pct. Is Tied	0-0	0-0
Shoots More FTs	1-1	0-0
Opp. Shoots More FTs	0-5	0-0
FTs Are Tied	0-0	0-0
Makes More FTs	1-1	0-0
Opp. Makes More FTs	0-5	0-0
FTs Made Are Tied	0-0	0-0
At Least 70% From FT Line	1-2	0-0
50-69% From FT Line	1-3	0-0
Below 50% From FT Line	0-0	0-0
<b>THREE POINT FIELD GOALS</b>		
Makes More 3FGs	0-3	0-0
Opp. Makes More 3FGs	1-4	0-0
3FGs Are Tied	0-0	0-0
<b>ASSISTS</b>		
Has More Assists	1-4	0-0
Opp. Has More Assists	0-3	0-1
Assists Are Tied	0-1	0-0
<b>STEALS</b>		
Has More Steals	0-2	0-1
Opp. Has More Steals	0-6	0-0
Steals Are Tied	0-1	0-0
<b>BLOCKS</b>		
Has More Blocks	1-1	0-0
Opp. Has More Blocks	0-6	0-1
Blocks Are Tied	0-1	0-0
<b>PLAYERS IN DOUBLE-FIGURES</b>		
1 Player Scores 10-Plus	0-0	0-0
2 Players Score 10-Plus	0-4	0-1
3 Players Score 10-Plus	1-3	0-0
4 Players Score 10-Plus	0-1	0-0
5 Players Score 10-Plus	0-0	0-0
6 Players Score 10-Plus	0-0	0-0
7 Players Score 10-Plus	0-0	0-0
<b>POINTS SCORED</b>		
Scores 40-49 Points	0-0	0-0
Scores 50-59 Points	0-1	0-0
Scores 60-69 Points	0-5	0-1
Scores 70-79 Points	1-2	0-0
Scores 80-89 Points	0-0	0-0
Scores 90-99 Points	0-0	0-0
Scores 100+ Points	0-0	0-0
<b>DAY/NIGHT/WEEKDAY/WEEKEND</b>		
Plays At Night	0-4	0-0
Plays During The Day	1-6	0-1
Plays On Weekdays	1-4	0-0
Plays On Weekends	0-3	0-1
<b>UNIFORMS</b>		
In Blues	0-4	0-1
In Silvers	0-3	0-0
In White	1-1	0-0
In Mardi Gras	0-0	0-0





# NEW ORLEANS BASKETBALL

## NCAA AND SOUTHLAND RANKINGS

THROUGH JANUARY 3

### TEAM STATISTICS

	NCAA	SLC	#
3-pt Field Goal Attempts (335 ranked)	243	11	141
Assist Turnover Ratio (335 ranked)	298	10	0.72
Assists Per Game (335 ranked)	151	6	13.9
Blocked Shots Per Game (334 ranked)	283	13	2.1
Defensive Rebounds per Game (335 ranked)	260	9	24.22
Fewest Fouls (335 ranked)	296	9	193
Fewest Turnovers (335 ranked)	325	10	173
Field-Goal Percentage (335 ranked)	203	6	43.4
Field-Goal Percentage Defense (335 ranked)	264	9	45.4
Free-Throw Attempts (335 ranked)	194	10	148
Free-Throws Made (335 ranked)	183	9	105
Free-Throw Percentage (335 ranked)	144	4	70.9
Offensive Rebounds Per Game (335 ranked)	208	9	9.44
Personal Fouls Per Game (335 ranked)	302	11	21.4
Rebound Margin (335 ranked)	257	8	-2.6
Scoring Defense (335 ranked)	260	9	74.6
Scoring Margin (335 ranked)	298	9	-9.8
Scoring Offense (335 ranked)	289	10	64.8
Steals Per Game (335 ranked)	162	7	6.7
Three-Point FG Defense (335 ranked)	126	6	31.4
Three-Point Field Goals Per Game (335 ranked)	327	12	4.2
Three-Point Field-Goal Percentage (335 ranked)	313	11	27
Total Three-Point FGM (335 ranked)	280	12	38
Total Assists (335 ranked)	113	6	125
Total Blocks (334 ranked)	234	12	19
Total Rebounds (335 ranked)	171	10	303
Total Rebounds Per Game (335 ranked)	265	12	33.67
Total Steals (335 ranked)	123	6	60
Turnover Margin (326 ranked)	297	11	-3.4
Turnovers Forced (334 ranked)	80	7	15.78
Turnovers Per Game (335 ranked)	328	11	19.2
Won-Lost Percentage (323 ranked)	317	12	11.1

### NCAA LEADER

	#	SOUTHLAND LEADER	#
Liberty	392	Northwestern State	294
Lafayette	2.25	McNeese State	1.53
Colgate	24	McNeese State	21.1
Hampton	6.7	Texas A&M-CC	4
Colgate	38	Central Arkansas	29.44
Lehigh	38		
Alabama St.	14	Stephen F. Austin	132
Lafayette	8	Nicholls	98
Colgate	65.1	Stephen F. Austin	52.7
Washington St.	34.2	Abilene Christian	38.8
Minnesota	314	Sam Houston State	282
Minnesota	239	Sam Houston State	183
Colgate	87.5	HBU	74.8
Alabama St.	17	Southeastern	13.44
Fordham	12	HBU	16.2
Colgate	21	Stephen F. Austin	8.8
Tennessee	55	Abilene Christian	58.2
Colgate	44	McNeese State	24.8
Colgate	101	McNeese State	90.8
Eastern Ky.	13.5	Abilene Christian	10.4
Alabama A&M	18.4	Texas A&M-CC	26.9
The Citadel	14.3	HBU	9.7
Lehigh	50	HBU	39.9
Liberty	153	Sam Houston State	103
Iowa	228	McNeese State	211
Arkansas	60	Lamar	37
Hampton	60		
Iowa	463	Northwestern State	458
Hawaii	48.5	McNeese State	41.8
Eastern Ky.	148	Abilene Christian	114
NC State	8.6	Abilene Christian	8.2
Abilene Christian	22.73	Abilene Christian	22.73
Villanova	7.9	McNeese State	13.8
12 teams tied	100	Abilene Christian	81.8

### INDIVIDUAL STATISTICS

	PLAYER	NCAA	SLC	#
Defensive Rebounds per Game (212 ranked)	Damion Rosser	178	6	5.22
Double Doubles (172 ranked)	Troy Green	172	5	1
	Damion Rosser	172	5	
Field-Goal Percentage (249 ranked)	Damion Rosser	111	3	52.3
	Troy Green	153	4	49.5
Free Throw Attempts (244 ranked)	Troy Green	104	6	45
Free Throws Made (231 ranked)	Troy Green	88	6	35
Free-Throw Percentage (249 ranked)	Troy Green	230	4	77.8
Minutes Per Game (250 ranked)	Damion Rosser	110	2	34:18
	Troy Green	190	4	33:00
Points Per Game (250 ranked)	Troy Green	177	3	16.2
Total Field Goal Attempts (245 ranked)	Troy Green	159	6	107
	Damion Rosser	159	6	107
Total Field Goals Made (234 ranked)	Damion Rosser	78	3	56
	Troy Green	103	4	53
Total Minutes (250 ranked)	Damion Rosser	149	4	308:43
	Troy Green	207	6	296:58
Total Points (250 ranked)	Troy Green	119	4	146
	Damion Rosser	207	7	131

### NCAA LEADER

	#	SOUTHLAND LEADER	#
Fardaws Aimaq, Utah Valley	10.29	Marcus Larsson, UIW	6.71
Malachi Smith, Chattanooga	8	KeyShawn Feazell, McNeese State	5
Keegan Records, Colgate	100	Perry Francois, Texas A&M-CC	63.2
Tucker Richardson, Colgate	100		
Jalen Moore, Oakland	98	Zach Nutall, Sam Houston State	74
Jalen Moore, Oakland	68	Zach Nutall, Sam Houston State	54
6 players tied	100	Avery Sullivan, Lamar	89.7
Justin Jaworski, Lafayette	41:44	Keaston Willis, UIW	35:11
Justin Jaworski, Lafayette	37	Keaston Willis, UIW	21
Jalen Moore, Oakland	184	Zach Nutall, Sam Houston State	176
Luka Garza, Iowa	111	Zach Nutall, Sam Houston State	77
Jalen Moore, Oakland	458:02	Avery Sullivan, Lamar	327:47
Luka Garza, Iowa	302	Zach Nutall, Sam Houston State	229



# NEW ORLEANS BASKETBALL

## HEAD COACH MARK SLESSINGER



### PERSONAL INFORMATION

- Birthdate: May 2, 1974
- Native of Bloomington, Ind.
- 1996 graduate of Aurora with Bachelor of Science in physical education.
- Family includes: Toni Purvis (wife) and Nola, Holden and Beaux (children).

### SLESS' STARS



- For his entire career Coach Sless has been an avid supporter of Special Olympics. In addition to hosting multiple Special Olympics Basketball Clinics in his spare time, each Privateer home game has a "Sless' Star" - a young man or woman selected from Special Olympics to accompany the Privateers on the court during pregame and starting lineup introductions.

### CAREER HIGHLIGHTS AT UNO

- >> Named the 12th head coach in Privateers history on June 28, 2011.
- >> Has compiled a 122-158 (.436) record in nine seasons with the Privateers. Slessinger has coached the most games in program history (280), and has the second-most wins (122).
- >> Has compiled a 61-68 (.473) record in the Southland Conference while coaching every Southland game in program history.
- >> Took over a UNO program set to transition to from Div. I to Div. II before a change to the University of Louisiana System, and new University President changed that decision and remained in Div. I.
- >> Has coached the Privateers to three national postseason appearances (2017 NCAA, 2018 CBI, 2019 CIT).
- >> Has compiled a 2-3 (.400) record in all postseason games (0-1 NCAA, 0-1 CIT, 1-1 CBI) and a 6-4 (.600) record in Southland Tournament games.
- >> Coached the Privateers to the 2016-2017 Southland Regular Season and Tournament Championships - first time in school history winning both regular season and conference tournament in the same season.
- >> Has led the Privateers to two appearances in the Southland Tournament Championship game (2017 & 2019).
- >> Coached the Privateers to a 70-54 victory over Washington State in 2016 - the program's first victory over over a Power Five program since a pair of wins over Colorado and #21 NC State in 2007, and the program's first victory over a PAC-12 school since 1998.
- >> Coached the Privateers to three-straight national postseason appearances for first time since in school history - it was the first time UNO had made back-to-back national postseason appearances since 1996-1997.

### CAREER PRIOR TO UNO

- >> Slessinger was an assistant coach at his alma mata (Aurora) for the 1995-1996 seasons before moving on to be an assistant coach at Central Michigan for the 1996-1997 season. In his lone season with the Chippewas, Coach Sless helped forward Charles Macon earn Honorable Mention All-Mid Atlantic honors after a season with 44 blocked shots, the 9th most in school history. After a coaching change, Slessinger moved on to become the head coach at Northland Pioneer Community College for two seasons. From 2000 to 2011, Coach Sless was the lead assistant and recruiting coordinator at Northwestern State under Demon's coach Mike McConathy. During his 11 seasons in Natchitoches, the Demons would win three Southland Championships, two appearances in the NCAA Tournament and defeat Power 5 schools four different times - the most notable being the 64-63 upset over the #3 seed Iowa Hawkeyes in the 2006 NCAA tournament.

### HEAD COACHING RECORD YEAR-BY-YEAR

YEAR	SCHOOL	OVERALL	CONFERENCE	SLC TOURNAMENT	POSTSEASON
1998-99	Northland Pioneer CC	8-10 (.444)	8-9 (.470)	n/a	None
1999-00	Northland Pioneer CC	17-13 (.567)	11-3 (.786)	n/a	None
2011-12	New Orleans	17-15 (.531)	Independent	None	None
2012-13	New Orleans	8-18 (.308)	Independent	None	None
2013-14	New Orleans	11-15 (.423)	8-10 (.444)	None	None
2014-15	New Orleans	11-18 (.379)	6-12 (.333)	#7 SLC (R1)	None
2015-16	New Orleans	10-20 (.333)	6-12 (.333)	#8 SLC (R1)	None
2016-17	New Orleans	20-12 (.625)	13-5 (.722)	#1 SLC (Champions)	#16 NCAA (First Four)
2017-18	New Orleans	16-17 (.485)	11-7 (.611)	#5 SLC (R2)	CBI (QF)
2018-19	New Orleans	19-14 (.594)	12-6 (.667)	#4 SLC (Finalists)	CIT (R1)
2019-20	New Orleans	9-21 (.300)	5-15 (.250)	None	None
2020-21	New Orleans	1-7 (.142)	0-1 (.000)	TBD	TBD
<b>UNO</b>	<b>9+ SEASONS</b>	<b>122-158 (.436)</b>	<b>61-68 (.473)</b>		
<b>CAREER</b>	<b>11+ SEASONS</b>	<b>147-181 (.448)</b>	<b>80-80 (.500)</b>		

## AWARDS AND HONORS

- >> 2016-17 Southland Conference Coach of the Year
- >> 2017 Allstate Sugar Bowl / Greater New Orleans Sports Hall of Fame Eddie Robinson Award
- >> 2017 Tommy Joe Eagles Memorial Louisiana Major College Coach of the Year
- >> 2017 Louisiana Sports Writers Association Coach of the Year
- >> 2017 NABC District 23 co-Coach of the Year
- >> 2019 Tommy Joe Eagles Memorial Louisiana Major College Coach of the Year

## STUDENT-ATHLETE DEVELOPMENT

- >> **14 PROFESSIONAL BASKETBALL PLAYERS**  
Kevin Brown, Tevin Broyles, Lovell Cook, Cory Dixon, Nate Frye, Kevin Hill, Issac Mack, Scott Plaisance, Bryson Robinson, Jorge Rosa, Travin Thibodaux, Erik Thomas, Michael Zeno
- >> **6 SOUTHLAND ALL-CONFERENCE SELECTIONS AT UNO**  
Cory Dixon (2013-14), Christavious Gill (2015-16, 2016-17), Erik Thomas (2016-17), Ezekiel Charles (2018-19), Bryson Robinson (2019-20)
- >> **3 ALL-LOUISIANA SELECTIONS (LSWA)**  
Lovell Cook (2011-2012), Erik Thomas (2016-17), Bryson Robinson (2019-20)
- >> **2 ALL-DISTRICT SELECTION (NABC)**  
Erik Thomas (2016-2017), Ezekiel Charles (2017-18)
- >> **1 PETE MARAVICH AWARD WINNER (LABC)**  
(Louisiana Major College Player of the Year)  
Erik Thomas (2016-2017)
- >> **1 ASSOCIATED PRESS ALL-AMERICAN (AP)**  
Erik Thomas (2016-2017)
- >> **1 SOUTHLAND CONFERENCE PLAYER OF THE YEAR**  
Erik Thomas (2016-2017)
- >> **1 SOUTHLAND CONFERENCE FRESHMAN OF THE YEAR**  
Gerrale Gates (2018-2019)

## MEMORABLE DATES AT UNO

- >> **NOV. 15, 2011**  
First victory at New Orleans (78-58 vs. Selma).
- >> **JAN. 9, 2014**  
First Southland victory (87-81 vs. ACU).
- >> **JUNE 30, 2014**  
Six-year extension announced by former Athletic Director Derek Morel.
- >> **MARCH 11, 2015**  
First SLC Tournament victory (82-73 vs. Nicholls).
- >> **DEC. 12, 2015**  
50th UNO victory (83-66 vs. Williams Baptist)
- >> **DEC. 3, 2016**  
Sless' first win over a Power 5 opponent (70-54 at Washington State).
- >> **MARCH 11, 2017**  
SLC Tournament Championship victory (68-65 vs. TAMU-CC)
- >> **MARCH 14, 2017**  
NCAA First Four (L 67-66 vs. Mount St. Mary's)
- >> **AUGUST 28, 2017**  
Seven-year extension announced by former Athletic Director Derek Morel.
- >> **MARCH 14, 2018**  
Hosted first postseason game at Lakefront Arena since March 16, 1994 (77-74 over UTRGV in CBI opening round).
- >> **NOVEMBER 14, 2018**  
Coached his 212th game at UNO (at UAB), passing Ron Greene for the most games coached in school history.
- >> **JANUARY 9, 2019**  
Won his 100th game at UNO - becoming the third coach in program history to reach the century mark 78-71 in overtime at Lamar.
- >> **MARCH 20, 2019**  
Hosted the program's second consecutive postseason opening round contest in the CIT against Texas Southern.
- >> **JUNE 27, 2019**  
Received a two-year extension to remain on the Lakefront until 2025-26.



# NEW ORLEANS BASKETBALL

## 2020-2021 QUICK FACTS

### THE UNIVERSITY

Location	New Orleans, Louisiana
Enrollment	8,375
Founded	1958
Nickname	Privateers
Colors	Royal Blue & Silver
Affiliation	NCAA Division I
Conference	Southland
President	Dr. John Nicklow
>> Alma Mater	<i>Bucknell '92</i>

### ATHLETIC DEPARTMENT

Vice President for Athletics and Recreation	Tim Duncan
>> Alma Mater	<i>Memphis '92</i>
Athletic Department Address	Human Performance Center 2000 Lakeshore Dr. New Orleans, La. 70148 (504) 280-6102 (504) 280-3977
Athletic Department Phone	
Athletic Department Fax	

### MEN'S BASKETBALL HISTORY

First Season	1969-70
All-Time Record	831-654 (.560)
Conf. Season Championships	8
>> American South	4 - 1988, 1989, 1990, 1991
>> Sun Belt	3 - 1993, 1996, 1997
>> Southland	1 - 2017
Conf. Tournament Championships	4
>> Sun Belt	2 - 1978, 1996
>> American South	1 - 1990
>> Southland	1 - 2017
NCAA Appearances	5 - 1987, 1991, 1993, 1996, 2017
NIT Appearances	6 - 1983, 1988, 1989, 1990, 1994, 1997
CBI Appearances	1 - 2018
CIT Appearances	1 - 2019

### ON THE LAKEFRONT (LAKEFRONT ARENA & HUMAN PERFORMANCE CENTER)

Year Opened	1983 (LFA), 1969 (HPC)
Capacity	8,785 (LFA), 1,760 (HPC)
Press Row Phone	(917) 683-6517
Home Record	521-177 (.746)
>> Lakefront Arena	351-189 (.650)
>> Record under Slessinger	79-41 (.658)

### BASKETBALL STAFF

Head Coach	Mark Slessinger	
>> Alma Mater	Aurora '96	
>> Record at UNO	122-158 (.436)	10th Season
>> Career Record	147-181 (.448)	12th Season
Assistant Coach	Jody Bailey	6th Season
>> Alma Mater	Louisville '95	
Assistant Coach	Kris Arkenberg	10th Season
>> Alma Mater	IUPUI '09	
Assistant Coach	Jay Smith	2nd Season
>> Alma Mater	LSU-Alexandria '17	
Director of Operations	Cory Dixon	2nd Season
>> Alma Mater	New Orleans '14	
Strength & Conditioning Intern	Beaux Herbert	3rd Season
>> Alma Mater	Nicholls '15	
Graduate Manager	John Curtis Creed	2nd Season
>> Alma Mater	Centenary '19	
Video Coordinator	Bradley Feig	4th Season
>> Alma Mater	New Orleans '20	

### LAST SEASON

Overall Record	9-21 (.300)
Southland Record (Finish)	5-15 (11th)
Final Ranking	Not Ranked
Postseason	None

### 2020-2021 TEAM INFORMATION

Starters Returning/Lost	2/3	Green, Myers / Gates, Key, Robinson
Lettermen Returning/Lost	6/4	(R) Berzat, Bohannon, Carson Jr. Freeman, Green, Myers (L) Brown, Gates, Key, Robinson
Redshirts Returning	2	Doughty, Rosser
Newcomers	8	Bell, Bynum, Holmes, Marshall, St. Hilaire, Rodgers, Tong, Williams
Fr. / So. / Jr. / Sr. / Grad.		5 / 2 / 5 / 4 / 1

## 2020-2021 MEDIA INFORMATION

### POST GAME INTERVIEWS

New Orleans head coach Mark Slessinger and requested players will be available to the media after each game following a customary 10-minute cooling down period. The Privateer locker room will not be open to the media. Each visiting team will set its own post-game policy.

### INTERVIEW REQUESTS

All New Orleans players and coaches will be available throughout the 2020-2021 season for interviews with members of the media before or after practice and by **APPOINTMENT ONLY** through the Athletic Communications Office. It is important, however, that all requests for interviews be made through the New Orleans Athletic Communications Office and its director, Kelvin Queliz, at (917) 683-6517. This policy allows us to arrange a time that will not interfere with a student-athlete's academic schedule, which has top priority. No student-athlete's home phone number or cell phone number will be released to ensure each student-athletes' privacy away from the court.

### CREDENTIALS

For a work credential for all home men's basketball games at Lakefront Arena, please email Queliz (kqueliz@uno.edu) with your name and affiliation. Please note: we reserve the right to deny a credential.

### SOCIAL MEDIA

The official Privateers men's basketball accounts will have up to the minute coverage of men's hoops throughout the season. Please contact Queliz if you have any questions.

Facebook	/PrivateersMBB
Twitter	@PrivateersMBB
Instagram	@privateersmbb
YouTube	/PrivateerAthletics

### PHOTOS

All photos will be posted on UNOPrivateers.com. We will not sell photos but all photos will be available by contacting the Athletic Communications office.

### PARKING

Parking is free for all UNO basketball games at Lakefront Arena. Media credentials will serve as parking passes for the arena's shell-covered access from the loading dock. For media needing special parking accommodations, contact UNO Athletic Communications.

### DIRECTIONS TO LAKEFRONT ARENA

6801 Franklin Ave., New Orleans, La.

#### >> From the East (Slidell, Mississippi)

Take I-10 West towards New Orleans and take the Franklin Avenue exit (238A). The arena is located on the corner of Franklin Avenue and Lake Pontchartrain.

#### >> From the West (Metairie, Kenner, Baton Rouge)

Take I-10 East to I-610 towards Slidell. Take the Franklin Avenue exit (4) and turn left at the light. The arena is located on the corner of Franklin Avenue and Lake Pontchartrain.

#### >> From Downtown New Orleans

Take I-10 East to Slidell and take the Elysian Fields exit (237). Follow Elysian Fields Avenue approximately 4 miles and turn right onto Leon C. Simon Blvd. Follow Leon C. Simon Blvd.

### ATHLETIC COMMUNICATIONS

MBB Contact	Kelvin Queliz
Office	Room 100, Human Performance Center
Office Phone	(504) 280-6284
Officer Fax	(504) 280-3977
Cell Phone	(917) 683-6517
Twitter	@UNOPrivateers
Instagram	@unoprivateers
Facebook	/UNOPrivateers
Website	UNOPrivateers.com

## CLASSIFICATION & CONFERENCE HISTORY

YEARS	DIVISION	CONFERENCE
1969-1975	Div. II (Small College)	Independent
1975	Div. I	Independent
1976-1979	Div. I	Sun Belt
1980-1987	Div. I	Independent
1988-1991	Div. I	American South
1992-2010	Div. I	Sun Belt
2010-2011	Div. I (trans. to Div. III)	Independent
2011-2012	Div. I (trans. to Div. II)	Independent
2012-2013	Div. I	Independent
2013-Present	Div. I	Southland

**NOTES** - The Privateers **NEVER OFFICIALLY LEFT DIV. I** during the early 2010s. UNO was an affiliate member of the Gulf South Conference for tennis in 2011-12, and the Southland in 2012-13.



# NEW ORLEANS BASKETBALL

## AROUND THE SOUTHLAND

THROUGH JANUARY 4

### 2020-2021 STANDINGS

SCHOOL	SLC	PCT	OVR	PCT	HOME	AWAY	NEUTRAL	STREAK
Abilene Christian	1-0	1.000	9-2	0.818	6-0	0-2	3-0	W2
Stephen F. Austin	1-0	1.000	4-2	0.667	4-0	0-2	0-0	W1
Sam Houston State	1-0	1.000	7-5	0.583	5-0	2-4	0-1	W4
Central Arkansas	1-0	1.000	2-7	0.222	1-0	1-7	0-0	W1
Houston Baptist	1-0	1.000	2-7	0.222	2-1	0-6	0-0	W1
UIW	0-0	0.000	3-4	0.429	3-1	0-3	0-0	W2
A&M-Corpus Christi	0-0	0.000	3-6	0.333	3-2	0-3	0-1	W2
Southeastern La.	0-0	0.000	2-7	0.222	0-0	2-7	0-0	L1
McNeese	0-1	0.000	6-4	0.600	6-1	0-3	0-0	L1
Nicholls	0-1	0.000	2-5	0.286	0-1	0-4	2-0	L5
Lamar	0-1	0.000	2-8	0.200	1-1	1-6	0-1	L1
<b>NEW ORLEANS</b>	<b>0-1</b>	<b>0.000</b>	<b>1-8</b>	<b>0.111</b>	<b>0-2</b>	<b>0-5</b>	<b>1-1</b>	<b>L5</b>
Northwestern State	0-1	0.000	1-11	0.083	1-1	0-9	0-1	L6

### LEAGUE LEADERS

CATEGORY	NAME	SCHOOL	#
Points Per Game	Keaston Willis	UIW	21.0
Field Goal Percentage	Perry Francois	Texas A&M-CC	.632
Three-Point Percentage	Deandre Jones	Central Arkansas	.525
Free-Throw Percentage	Avery Sullivan	Lamar	.897
Rebounds Per Game	Marcus Larsson	UIW	7.8
Offensive Rebounds	Kendal Coleman	Northwestern State	2.9
Assists Per Game	A.J. Lawson	McNeese State	4.3
Steals Per Game	Kevin Johnson	Nicholls	2.9
Blocked Shots Per Game	David Muoka	Lamar	1.9
Minutes Per Game	Keaston Willis	UIW	35.1

### THIS WEEK IN THE SOUTHLAND

1/6	UIW at Northwestern State	6:30 P.M.	1/9	HBU at Lamar	2:00 P.M.
1/6	Abilene Christian at HBU	7:00 P.M.	1/9	Northwestern State at McNeese	4:00 P.M.
1/6	Sam Houston State at Central Arkansas	7:00 P.M.	1/9	Sam Houston State at Central Arkansas	4:00 P.M.
1/6	Lamar at Nicholls	7:00 P.M.	1/9	Southeastern at Nicholls	5:00 P.M.

**NOTE** - Scores listed as away score-home score.

### PRESEASON POLL

#	SCHOOL	POINTS
1.	Stephen F. Austin (17)	278
2.	Abilene Christian (3)	254
3.	Sam Houston State	216
4.	Nicholls (1)	209
5.	Lamar (3)	199
6.	McNeese (2)	177
7.	Central Arkansas	153
8.	<b>NEW ORLEANS</b>	<b>132</b>
9.	Texas A&M-Corpus Christi	131
10.	Northwestern State	123
11.	Southeastern	68
12.	UIW	64
13.	Houston Baptist	24

### PRESEASON ALL-CONFERENCE

FIRST TEAM				
Rylan Bergersen	Sr.	G	UCA	
Dru Kruxhausen	Sr.	G	MCN	
Zach Nutall	Jr.	G	SHSU	
Gavin Kensmil	Sr.	F	SFA	
Joe Pleasant	Jr.	F	ACU	
SECOND TEAM				
Davion Buster	Jr.	G	LU	
<b>TROY GREEN</b>	<b>SR.</b>	<b>G</b>	<b>UNO</b>	
Kevin Johnson	Sr.	G	NICH	
DeAndre Jones	Sr.	PG	UCA	
A.J. Lawson	Sr.	G	MCN	

### SOUTHLAND PLAYERS OF THE WEEK

WEEK	WINNER	POS	SCHOOL
Nov 30	Ty Gordon	G	Nicholls
Dec. 7	Gavin Kensmil	F	Stephen F. Austin
<b>DEC. 14</b>	<b>TROY GREEN</b>	<b>G</b>	<b>NEW ORLEANS</b>
Dec. 21	Zach Nutall	G	Sam Houston State
Dec. 28	Keon Clergeot	G	Southeastern
Jan. 4	Darius Lee	G/F	HBU

### NOTABLE NONCONFERENCE WINS

DATE	SLC	OPPONENT	SCORE	CONF.
None				

### ASSOCIATED PRESS POLL

#	TEAM	RECORD	POINTS	PREV
1	Gonzaga (63)	10-0	1,599	1
2	Baylor (1)	9-0	1,537	2
3	Villanova	8-1	1,453	4
4	Texas	8-1	1,415	8
5	Iowa	9-2	1,298	10
6	Kansas	8-2	1,224	3
7	Creighton	8-2	1,140	11
8	Wisconsin	9-2	1,085	6
9	Tennessee	7-1	1,076	7
10	Michigan	9-0	1,039	16
11	Houston	8-1	977	5
12	Illinois	8-3	878	15
13	Missouri	7-1	747	12
14	West Virginia	8-3	706	9
15	Rutgers	7-2	703	14
16	Minnesota	10-2	559	21
17	Oregon	8-1	545	21
18	Texas Tech	8-3	445	13
19	Clemson	8-1	411	NR
20	Virginia Tech	8-1	411	24
21	Duke	3-2	280	20
22	Virginia	5-2	258	23
23	Saint Louis	7-1	133	NR
24	Michigan State	7-3	133	17
25	Florida State	5-2	120	18

**Others receiving votes:** Florida 110, Louisville 103, Ohio State 96, Northwestern 86, Oklahoma State 68, Arizona 25, Colorado 19, **BYU 18**, Drake 17, North Carolina State 16, Oklahoma 15, Arkansas 14, Seton Hall 11, UCLA 6, Xavier 5, San Diego State 4, Connecticut 4, LSU 3, Boise State 3, Indiana 2, Alabama 2, Syracuse 1.

### USA TODAY COACHES POLL

#	TEAM	RECORD	POINTS	PREV.
1	Gonzaga (29)	10-0	797	1
2	Baylor (3)	9-0	771	2
3	Villanova	8-1	726	3
4	Texas	8-1	694	9
5	Creighton	8-2	587	10
6	Kansas	8-2	583	4
7	Iowa	9-2	575	11
8	Tennessee	7-1	541	6
9	Michigan	9-0	529	15
10	Wisconsin	9-2	524	7
11	Houston	8-1	464	5
12	Illinois	8-3	435	16
13	Missouri	7-1	387	12
14	Rutgers	7-2	351	13
15	Oregon	8-1	320	17
16	West Virginia	8-3	314	8
17	Minnesota	10-2	289	24
18	Clemson	8-1	235	NR
19	Texas Tech	8-3	197	14
20	Virginia Tech	8-1	151	NR
21	Virginia	5-2	108	24
22	Florida State	5-2	104	19
23	Saint Louis	7-1	87	NR
24	Duke	3-2	85	NR
25	Louisville	7-1	69	NR

**Others receiving votes:** Northwestern 64; Florida 62; Michigan St 59; Ohio St. 58; Oklahoma State 50; UCLA 42; Drake 30; San Diego St. 22; Arkansas 13; NC State 11; Colorado 11; Boise St. 11; Xavier 10; Connecticut 10; Seton Hall 6; Saint Mary's 5; Oklahoma 3; Tulsa 2; Southern California 2; Colorado St. 2; Alabama 2; Southern Methodist 1; Loyola-Chicago 1.

### COLLEGEINSIDER MID-MAJOR POLL

#	TEAM	RECORD	POINTS	PREV.
1	Gonzaga (31)	7-0	775	1
2	Winthrop	5-0	710	2
3	Georgia State	6-1	660	4
4	Drake	10-0	651	7
5	Furman	6-3	625	5
6	<b>BYU</b>	<b>9-2</b>	<b>610</b>	<b>6</b>
7	Saint Mary's	8-2	601	3
8	Loyola Chicago	5-2	569	8
9	Liberty	8-3	512	9
10	Southern Illinois	7-0	455	14
11	Mercer	7-1	397	10
12	Belmont	8-1	385	12
13	Chattanooga	9-0	378	16
14	South Dakota State	5-3	372	11
15	Wright State	6-1	350	17
16	New Mexico State	2-0	294	15
17	Toledo	7-3	251	23
18	<b>ABILENE CHRISTIAN 7-2</b>	<b>250</b>	<b>18</b>	
19	Missouri State	4-0	211	NR
20	Bradley	6-3	192	20
21	San Francisco	6-4	122	21
22	<b>LOUISIANA</b>	<b>6-1</b>	<b>104</b>	<b>22</b>
23	Bowling Green	5-2	92	24
24	Southern Utah	7-1	77	NR
25	UMBC	7-2	71	NR

**OTHERS RECEIVING VOTES:** Vermont 43, Santa Clara 41, Little Rock 35, Northern Iowa 32, Murray State 27, Eastern Kentucky 22, **STEPHEN F. AUSTIN 21**, UNCG 21, Ohio 20, Kent State 15, Akron 12, Austin Peay 10, Buffalo 10, Pacific 9, Marist 8, South Alabama 5, Stony Brook 5, Bryant 4, Iona 3, Kent State 3, Norfolk State 3, Alabama A&M 2, Austin Peay 2, Drexel 2, Grand Canyon 2, Hofstra 2, South Alabama 1, The Citadel 1.





# NEW ORLEANS BASKETBALL

## THE LAST TIME / RECORD CHASERS

### THE LAST TIME THE PRIVATEERS...

<b>SCORED 100 POINTS ALLOWED 100 POINTS</b>	W, 106-98 at HBU L, 72-117 at Oklahoma State	1/15/20 1/16/16
<b>SCORED &lt; 60 POINTS ALLOWED &lt; 60 POINTS</b>	L, 53-83 at Texas A&M W, 74-57 vs. Florida National	11/29/20 12/8/20
<b>WON BY 30 POINTS LOST BY 30 POINTS</b>	W, 103-59 vs. Williams Baptist L, 57-99 at #9/10 Memphis	12/14/19 12/28/19
<b>WON BY 20 POINTS LOST BY 20 POINTS</b>	W, 103-59 vs. Williams Baptist L, 53-83 at Texas A&M	12/14/19 11/29/20
<b>SHOT 55% FROM FIELD MADE 20 FREE THROWS MADE 10 3FG</b>	59.1% vs. Williams Baptist 22 at BYU 11 at Rice	12/14/19 11/26/2020 12/21/2020
<b>HAD 50 REBOUNDS HAD 20 ASSISTS HAD 10 STEALS</b>	50 vs. Florida National 21 at Texas A&M 10 vs. Abilene Christian	12/8/20 11/29/20 12/18/19
<b>HAD &lt; 10 TURNOVERS FORCED 20 TURNOVERS</b>	7 vs. Texas A&M-Corpus Christi 21 vs. Nicholls	2/26/20 1/25/20
<b>PLAYED OVERTIME PLAYED DOUBLE OVERTIME PLAYED TRIPLE OVERTIME</b>	W, 81-73 at Northwestern State W, 97-96 vs. North Texas W, 96-94 vs. NJIT	2/6/19 1/6/06 1/21/14
<b>BEAT A RANKED TEAM (AP)</b>	W, 65-63 at #21 NC State	11/18/07
<b>ALL STARTERS SCORE 10+ NO OPPONENTS STARTERS SCORE 10+</b>	W, 86-78 vs. Central Arkansas W, 74-53 vs. Nicholls	1/8/20 2/1/16

### THE LAST TIME A PRIVATEER...

<b>SCORED 25 POINTS</b>			
<b>HOME</b> Bryson Robinson	27	McNeese	1/18/19
<b>AWAY</b> Troy Green	25	at McNeese	2/22/20
<b>NEUTRAL</b> Troy Green	34	vs. Campbell^	12/9/20
^ BSN Sport Dolphin Classic - Jacksonville, Fla.			
<b>SCORED 30 POINTS</b>			
<b>HOME</b> Bryson Robinson	31	Stephen F. Austin	1/4/19
<b>AWAY</b> Ezekiel Charles	31	at Northwestern State	
<b>NEUTRAL</b> Troy Green	34	vs. Campbell^	12/9/20
^ BSN Sport Dolphin Classic - Jacksonville, Fla.			
<b>SCORED 40 POINTS</b>			
<b>HOME</b> Jamie McNeilly	40	Denver	2/10/07
<b>AWAY</b> Ledell Eackles	45	at Florida International	
<b>NEUTRAL</b> Never Accomplished			
<b>GRABBED 15 REBOUNDS</b>			
<b>HOME</b> Travin Thibodeaux	15	Southeastern	3/3/16
<b>AWAY</b> Erik Thomas	15	at Texas A&M-Corpus Christi	1/23/16
<b>NEUTRAL</b> James Douglas	20	vs. Louisiana^	3/3/96
^ SBC Tournament - Little Rock			
<b>GRABBED 20 REBOUNDS</b>			
<b>HOME</b> Ervin Johnson	24	Jacksonville	1/2/93
<b>AWAY</b> DeWaune Wesley	20	at Texas-Pan American (UTRGV)	2/21/98
<b>NEUTRAL</b> Ernest Stackhouse	20	vs. Southern	3/8/74
^ NCAA Tournament - Nashville			
<b>GRABBED 25 REBOUNDS</b>			
<b>HOME</b> Lloyd Terry	25	Georgia State^	2/10/79
<b>AWAY</b> Ervin Johnson	27	at Lamar	2/18/93
<b>NEUTRAL</b> Never Accomplished			
^ Home record set at Mercedes-Benz Superdome.			
<b>HAD 10 ASSISTS</b>			
<b>HOME</b> Lamont Berzat	11	Spring Hill	11/5/19
<b>AWAY</b> Rarlensee Nelson	10	at Duquesne	12/8/12
<b>NEUTRAL</b> Rico Weaver	10	vs. Centenary^	12/9/77
^ Mercedes-Benz Superdome			
<b>HAD 15 ASSISTS</b>			
<b>HOME</b> Jordan Crump	15	Wabash^	12/31/74
<b>AWAY</b> Jordan Crump	17	at Savannah State	11/30/74
<b>NEUTRAL</b> Never Accomplished			
^ Home record set at the Human Performance Center (Physical Education Building.)			
<b>DOUBLE-DOUBLES</b>			
<b>HOME</b> Damion Rosser	18 pts, 10 pts	Louisiana	12/2/20
<b>AWAY</b> Gerrale Gates	13 pts, 13 rebs	at UIW	1/11/20
<b>NEUTRAL</b> Troy Green	18 pts, 12 rebs	vs. Florida National^	12/8/20
^ BSN Sport Dolphin Classic - Jacksonville, Fla.			
<b>TRIPLE-DOUBLES - ALL HOME</b>			
#1 Ervin Johnson	16 pts, 12 blks, 10 rebs	Texas A&M	12/19/92
#2 Carl Blair	13 pts, 11 asts, 10 rebs	HBU	12/5/09
#3 Travin Thibodeaux	11 asts, 10 pts, 10 rebs	Florida College	11/25/16

## RECORD CHASERS

### CAREER POINTS

RANK	POINTS	NAME	YEARS
1	2,679	Bo McCalebb	2003-2008
2	1,900	Mel Henderson	1969-1973
3	1,608	Ervin Johnson	1989-1993
4	1,549	Nate Mills	1974-1978
5	1,507	Melvin Simon	1990-1994
6	1,358	Tory Walker	1997-2001
	1,358	Ledell Eackles	1986-1988
8	1,356	Christavious Gill	2013-2017
9	1,346	Wilbur Holland	1973-1975
10	1,311	John Harris	1981-1985
<b>TBD</b>	<b>1,089</b>	<b>TROY GREEN</b>	<b>2017-PRES.</b>

### CAREER FREE THROWS MADE

RANK	FTM	NAME	YEARS
1	610	Bo McCalebb	2003-2008
2	392	Mel Henderson	1969-1973
3	338	Melvin Simon	1990-1994
4	330	Ervin Johnson	1989-1993
5	324	Hector Romero	2001-2003
<b>6</b>	<b>311</b>	<b>TROY GREEN</b>	<b>2017-PRES.</b>
7	303	Nate Frye	2013-2017
8	296	Tony Harris	1988-1990
9	290	Christavious Gill	2013-2017
10	289	Gabe Corchiani	1984-1988

### CAREER ASSISTS

RANK	ASSISTS	NAME	YEARS
1	456	Gabe Corchiani	1984-1988
2	442	Terry Gill	1971-1974
3	403	Jordan Crump	1973-1978
4	391	A.J. Meredith	2000-2004
5	378	Bo McCalebb	2003-2008
6	364	Nate Mills	1974-1978
7	354	Jamie McNeilly	2004-2007
8	307	Duane Reboul	1969-1971
9	280	Corey Brown	1994-1998
10	273	Nate Frye	2013-2017
<b>N/A</b>	<b>270</b>	<b>TROY GREEN</b>	<b>2017-PRES.</b>

### CAREER STEALS

RANK	STEALS	NAME	YEARS
1	250	Bo McCalebb	2003-2008
2	178	Gabe Corchiani	1984-1988
3	169	Christavious Gill	2013-2017
4	147	James Parlow	2004-2008
5	133	Tory Walker	1997-2001
6	132	Travin Thibodeaux	2014-2018
7	131	Sam Jones	1984-1988
8	128	Nate Frye	2013-2017
<b>9</b>	<b>116</b>	<b>TROY GREEN</b>	<b>2017-PRES.</b>
10	115	Ronnie Grandison	1985-1987

### CAREER GAMES PLAYED

RANK	GAMES	NAME	YEARS
1	128	Bo McCalebb	2003-2008
2	125	Ben Elias	2003-2008
3	124	Leonard Bennett	1988-1992
4	123	Ervin Johnson	1989-1993
5	122	Michael Zeno	2014-2018
6	120	Sam Jones	1984-1988
	120	Gabe Corchiani	1984-1988
8	119	Melvin Simon	1990-1994
9	117	Travin Thibodeaux	2014-2018
	117	A.J. Meredith	2000-2004
<b>TBD</b>	<b>104</b>	<b>TROY GREEN</b>	<b>2017-PRES.</b>





# NEW ORLEANS BASKETBALL

## SEASON / CAREER HIGHS I



### SEASON-HIGH

TOTAL #	LAST AGAINST	DATE
None		
None		
None		
None		
None		
None		
None		
3	at BYU	11/26/20

POINTS  
FIELD GOALS  
3-POINTERS  
FREE THROWS  
REBOUNDS  
ASSISTS  
STEALS  
BLOCKS  
MINUTES

### CAREER-HIGH AT UNO

TOTAL #	LAST AGAINST	DATE
None		
None		
None		
None		
None		
None		
None		
3	at BYU	11/26/20



### SEASON-HIGH

TOTAL #	LAST AGAINST	DATE
23	at Jacksonville	12/9/20
11	at Jacksonville	12/9/20
None		
5	at BYU	11/26/20
10	Louisiana	12/2/20
5	Louisiana	12/2/20
4	at Stephen F. Austin	1/2/21
3	at Rice	12/21/20
40	at Stephen F. Austin	1/2/21

POINTS  
FIELD GOALS  
3-POINTERS  
FREE THROWS  
REBOUNDS  
ASSISTS  
STEALS  
BLOCKS  
MINUTES

### CAREER-HIGH AT UNO

TOTAL #	LAST AGAINST	DATE
23	at Jacksonville	12/9/20
11	at Jacksonville	12/9/20
1	6x at Butler	11/9/19
6	4x McNeese	1/12/19
10	2x Louisiana	12/2/20
8	2x Texas Southern	3/20/19
5	UIW	2/2/19
3	4x at Rice	12/21/20
40	at Stephen F. Austin	1/2/21



### SEASON-HIGH

TOTAL #	LAST AGAINST	DATE
15	at BYU	11/26/20
5	at BYU	11/26/20
3	2x at Rice	12/21/20
5	at Louisiana	12/15/20
6	vs. Florida National	12/8/20
5	2x vs. Florida National	12/8/20
3	Louisiana	12/2/20
None		
35	at Louisiana	12/15/20

POINTS  
FIELD GOALS  
3-POINTERS  
FREE THROWS  
REBOUNDS  
ASSISTS  
STEALS  
BLOCKS  
MINUTES

### CAREER-HIGH AT UNO

TOTAL #	LAST AGAINST	DATE
21	UTRGV	3/14/18
7	UTRGV	3/14/18
4	UTRGV	3/14/18
8	Texas A&M-CC	3/7/18
7	at McNeese	2/22/20
11	Spring Hill	11/5/19
4	6x at Pittsburgh	12/20/18
1	at #9/10 Memphis	12/28/19
38	2x Texas Southern	3/20/19



### SEASON-HIGH

TOTAL #	LAST AGAINST	DATE
34	vs. Campbell	12/9/20
12	vs. Campbell	12/9/20
1	5x at Rice	12/21/20
9	vs. Campbell	12/9/20
12	vs. Florida National	12/8/20
4	at Texas A&M	11/29/20
2	5x at Stephen F. Austin	1/2/21
None		
40	vs. Campbell	12/8/20

POINTS  
FIELD GOALS  
3-POINTERS  
FREE THROWS  
REBOUNDS  
ASSISTS  
STEALS  
BLOCKS  
MINUTES

### CAREER-HIGH AT UNO

TOTAL #	LAST AGAINST	DATE
34	vs. Campbell	12/9/20
12	vs. Campbell	12/9/20
2	Stephen F. Austin	1/16/19
11	at #9/10 Memphis	12/28/19
12	vs. Florida National	12/8/20
8	at HBU	1/15/20
6	Nicholls	1/25/20
2	at Lamar	1/9/19
40	3x vs. Campbell	12/9/10



### SEASON-HIGH

TOTAL #	LAST AGAINST	DATE
9	at Rice	12/21/20
4	at Rice	12/21/20
None		
2	at BYU	11/26/20
7	Louisiana	12/2/20
7	vs. Florida National	12/8/20
1	3x vs. Florida National	12/8/20
2	vs. Florida National	12/8/20
29	at Rice	12/21/20

POINTS  
FIELD GOALS  
3-POINTERS  
FREE THROWS  
REBOUNDS  
ASSISTS  
STEALS  
BLOCKS  
MINUTES

### CAREER-HIGH AT UNO

TOTAL #	LAST AGAINST	DATE
20	at Southeastern	3/7/20
9	at Southeastern	3/7/20
1	7x Texas A&M-CC	2/26/20
7	Spring Hill	11/05/19
12	Northwestern State	1/29/20
7	vs. Florida National	12/8/20
3	6x Northwestern State	1/29/20
2	4x vs. Florida National	12/8/20
38	Stephen F. Austin	1/4/20



### SEASON-HIGH

TOTAL #	LAST AGAINST	DATE
None		
None		
None		
None		
None		
None		
None		
1	at Stephen F. Austin	1/2/21

POINTS  
FIELD GOALS  
3-POINTERS  
FREE THROWS  
REBOUNDS  
ASSISTS  
STEALS  
BLOCKS  
MINUTES

### CAREER-HIGH AT UNO

TOTAL #	LAST AGAINST	DATE
18	Eureka	11/29/19
6	Eureka	11/29/19
3	Eureka	11/29/19
3	Eureka	11/29/19
3	Williams Baptist	12/14/18
3	2x McNeese	1/19/20
1	3x Stephen F. Austin	1/4/20
None		
36	McNeese	1/18/20



# NEW ORLEANS BASKETBALL

## SEASON / CAREER HIGHS II



### SEASON-HIGH

TOTAL #	LAST AGAINST	DATE
10	vs. Campbell	12/9/20
4	vs. Campbell	12/9/20
3	at Rice	12/21/20
2	2x at Stephen F. Austin	1/2/21
4	at Jacksonville	12/10/20
4	at Rice	12/21/20
3	at Louisiana	12/15/20
None		
34	at Jacksonville	12/10/20

POINTS  
FIELD GOALS  
3-POINTERS  
FREE THROWS  
REBOUNDS  
ASSISTS  
STEALS  
BLOCKS  
MINUTES

### CAREER-HIGH AT UNO

TOTAL #	LAST AGAINST	DATE
10	vs. Campbell	12/9/20
4	vs. Campbell	12/9/20
3	at Rice	12/21/20
2	2x at Stephen F. Austin	1/2/21
4	at Jacksonville	12/10/20
4	at Rice	12/21/20
3	at Louisiana	12/15/20
None		
34	at Jacksonville	12/10/20



### SEASON-HIGH

TOTAL #	LAST AGAINST	DATE
12	vs. Florida National	12/8/20
6	vs. Florida National	12/8/20
1	at Rice	12/21/20
2	at BYU	11/26/20
7	vs. Florida National	12/8/20
4	at Texas A&M	11/29/20
1	3x at Rice	12/21/20
1	2x at Jacksonville	12/9/20
27	vs. Florida National	12/8/20

POINTS  
FIELD GOALS  
3-POINTERS  
FREE THROWS  
REBOUNDS  
ASSISTS  
STEALS  
BLOCKS  
MINUTES

### CAREER-HIGH AT UNO

TOTAL #	LAST AGAINST	DATE
19	at HBU	1/15/20
9	at HBU	1/15/20
1	2x at Rice	12/21/20
6	Eureka	11/29/19
8	at HBU	1/15/20
5	Central Arkansas	1/8/20
3	2x at #9/10 Memphis	12/28/19
1	10x at Jacksonville	2/9/20
32	Lamar	1/2/20



### SEASON-HIGH

TOTAL #	LAST AGAINST	DATE
None		
None		
None		
None		
None		
None		
None		
None		
None		

POINTS  
FIELD GOALS  
3-POINTERS  
FREE THROWS  
REBOUNDS  
ASSISTS  
STEALS  
BLOCKS  
MINUTES

### CAREER-HIGH AT UNO

TOTAL #	LAST AGAINST	DATE
None		
None		
None		
None		
None		
None		
None		
None		
None		



### SEASON-HIGH

TOTAL #	LAST AGAINST	DATE
6	2x vs. Florida National	12/8/20
3	vs. Florida National	12/8/20
2	at Texas A&M	11/29/20
4	at Stephen F. Austin	1/2/21
6	at Texas A&M	11/29/20
1	2x at Jacksonville	12/10/20
2	at Texas A&M	11/29/20
1	at Jacksonville	12/10/20
14	at Texas A&M	11/29/20

POINTS  
FIELD GOALS  
3-POINTERS  
FREE THROWS  
REBOUNDS  
ASSISTS  
STEALS  
BLOCKS  
MINUTES

### CAREER-HIGH AT UNO

TOTAL #	LAST AGAINST	DATE
6	2x vs. Florida National	12/8/20
3	vs. Florida National	12/8/20
2	at Texas A&M	11/29/20
4	at Stephen F. Austin	1/2/21
6	at Texas A&M	11/29/20
1	2x at Jacksonville	12/10/20
2	at Texas A&M	11/29/20
1	at Jacksonville	12/10/20
14	at Texas A&M	11/29/20



### SEASON-HIGH

TOTAL #	LAST AGAINST	DATE
None		
None		
None		
None		
None		
None		
None		
None		
None		

POINTS  
FIELD GOALS  
3-POINTERS  
FREE THROWS  
REBOUNDS  
ASSISTS  
STEALS  
BLOCKS  
MINUTES

### CAREER-HIGH AT UNO

TOTAL #	LAST AGAINST	DATE
None		
None		
None		
None		
None		
None		
None		
None		
None		



### SEASON-HIGH

TOTAL #	LAST AGAINST	DATE
2	at BYU	11/26/20
None		
None		
2	at BYU	11/26/20
1	at BYU	11/26/20
None		
None		
None		
4	at BYU	11/26/20

POINTS  
FIELD GOALS  
3-POINTERS  
FREE THROWS  
REBOUNDS  
ASSISTS  
STEALS  
BLOCKS  
MINUTES

### CAREER-HIGH AT UNO

TOTAL #	LAST AGAINST	DATE
2	at BYU	11/26/20
None		
None		
2	at BYU	11/26/20
1	at BYU	11/26/20
None		
None		
None		
4	at BYU	11/26/20



# NEW ORLEANS BASKETBALL

## SEASON / CAREER HIGHS III



**23**  
**LADARIUS MARSHALL**

### SEASON-HIGH

TOTAL	#	LAST AGAINST	DATE
14		at Texas A&M	11/29/20
7		at Texas A&M	11/29/20
None			
3	3x	at Stephen F. Austin	1/2/21
7		Louisiana	12/2/20
1		at Texas A&M	11/29/20
1	3x	at Louisiana	12/12/20
2	2x	at Louisiana	12/15/20
25		Louisiana	12/2/20

**POINTS**  
**FIELD GOALS**  
**3-POINTERS**  
**FREE THROWS**  
**REBOUNDS**  
**ASSISTS**  
**STEALS**  
**BLOCKS**  
**MINUTES**

### CAREER-HIGH AT UNO

TOTAL	#	LAST AGAINST	DATE
14		at Texas A&M	11/29/20
7		at Texas A&M	11/29/20
None			
3	3x	at Stephen F. Austin	1/2/21
7		Louisiana	12/2/20
1		at Texas A&M	11/29/20
1	3x	at Louisiana	12/12/20
2	2x	at Louisiana	12/15/20
25		Louisiana	12/2/20



**24**  
**RODNEY CARSON JR.**

### SEASON-HIGH

TOTAL	#	LAST AGAINST	DATE
15		at Rice	12/21/20
6	2x	at Stephen F. Austin	1/2/21
3	2x	at Rice	12/21/20
4		at Stephen F. Austin	1/2/21
3	2x	at Stephen F. Austin	1/2/21
3		at Rice	12/21/20
3	3x	at Stephen F. Austin	1/2/21
1		at Rice	12/21/20
29	2x	at Stephen F. Austin	1/2/21

**POINTS**  
**FIELD GOALS**  
**3-POINTERS**  
**FREE THROWS**  
**REBOUNDS**  
**ASSISTS**  
**STEALS**  
**BLOCKS**  
**MINUTES**

### CAREER-HIGH AT UNO

TOTAL	#	LAST AGAINST	DATE
15		at Rice	12/21/20
6	3x	at Stephen F. Austin	1/2/21
3	2x	at Rice	12/21/20
4	4x	at Stephen F. Austin	1/2/21
8		Eureka	11/29/19
3	4x	at Rice	12/21/20
3	4x	at Stephen F. Austin	1/2/21
2		at Southeastern	2/1/20
37		at Southeastern	2/1/20



**32**  
**RASHAD HOLMES**

### SEASON-HIGH

TOTAL	#	LAST AGAINST	DATE
None			
None			
None			
None			
None			
None			
None			
None			
None			

**POINTS**  
**FIELD GOALS**  
**3-POINTERS**  
**FREE THROWS**  
**REBOUNDS**  
**ASSISTS**  
**STEALS**  
**BLOCKS**  
**MINUTES**

### CAREER-HIGH AT UNO

TOTAL	#	LAST AGAINST	DATE
None			
None			
None			
None			
None			
None			
None			
None			
None			



**33**  
**D'ANTE BELL**

### SEASON-HIGH

TOTAL	#	LAST AGAINST	DATE
None			
None			
None			
None			
None			
None			
None			
None			
None			

**POINTS**  
**FIELD GOALS**  
**3-POINTERS**  
**FREE THROWS**  
**REBOUNDS**  
**ASSISTS**  
**STEALS**  
**BLOCKS**  
**MINUTES**










### CAREER-HIGH AT UNO

TOTAL	#	LAST AGAINST	DATE
None			
None			
None			
None			
None			
None			
None			
None			
None			



# NEW ORLEANS BASKETBALL

## BROADCAST ROSTER I







0		<b>JAY RODGERS</b> FR GUARD   6-3   185   COLUMBUS, OHIO GP/GS MIN PTS FG% 3FG% FT% REBS AST TO RATIO STL BLK 5/0 2.1 0.0 0.0 0.0 0.0 0.0 0.0 0.6 0.0 0.0 0.0 CAREER HIGHS 0 PTS, 0 FGM, 0 3FG, 0 FTM, 0 REB, 0 AST, 0 STL, 0 BLK, 3 MIN	<b>QUICK NOTES ON RODGERS</b> <ul style="list-style-type: none"><li>» Has appeared in five games off the bench.</li><li>» Father, Leon Rodgers, played at Northern Illinois before professional career overseas for 15 years.</li><li>» Prefers Jay but first name is JaJuan.</li><li>» Claims if "we get him in the kitchen, he'll get the team right."</li></ul>
1		<b>DAMION ROSSER   "ROSS-ER"</b> JR GUARD   6-4   220   McDONOUGH, GEORGIA GP/GS MIN PTS FG% 3FG% FT% REBS AST TO RATIO STL BLK 9/9 34.3 14.6 52.3 0.0 82.6 6.2 2.7 2.3 1.1 1.0 0.6 CAREER HIGHS 22 PTS, 11 FGM, 1 3FG, 6 FTM, 10 REB, 8 AST, 5 STL, 3 BLK, 38 MIN	<b>QUICK NOTES ON ROSSER</b> <ul style="list-style-type: none"><li>» Third in the league in shooting percentage, third in minutes played, sixth in scoring and eighth in rebounding.</li><li>» SAAC President. - Arts, Film &amp; Theatre major with aspirations of becoming an actor/entertainer.</li><li>» Windmill dunk at Jacksonville (Dec. 10) was No. 3 on #SCTop10.</li></ul>
2		<b>LAMONT BERZAT   "LAH-MONT BUR-ZAHT"</b> SR GUARD   5-6   155   NEW ORLEANS, LOUISIANA GP/GS MIN PTS FG% 3FG% FT% REBS AST TO RATIO STL BLK 9/8 26.3 6.9 37.7 35.5 73.3 3.1 3.1 2.3 1.3 0.9 0.0 CAREER HIGHS 21 PTS, 7 FGM, 4 3FG, 8 FTM, 7 REB, 11 AST, 4 STL, 1 BLK, 38 MIN	<b>QUICK NOTES ON BERZAT</b> <ul style="list-style-type: none"><li>» 10th in the league in ast/to ratio - 11th in total assists.</li><li>» Started eight of nine games this season.</li><li>» Referred to as "Coach Mont" or "The Little General" as an extension of the coaching staff.</li><li>» Two-sport star at Landry Walker, earning a state title a wide receiver.</li></ul>
3		<b>TROY GREEN</b> SR GUARD   6-3   215   ST. ROSE, LOUISIANA GP/GS MIN PTS FG% 3FG% FT% REBS AST TO RATIO STL BLK 9/9 33.0 16.2 49.5 31.3 77.8 5.8 2.2 3.7 0.6 1.3 0.0 CAREER HIGHS 34 PTS, 12 FGM, 2 3FG, 11 FTM, 12 REB, 8 AST, 6 STL, 2 BLK, 40 MIN	<b>QUICK NOTES ON GREEN</b> <ul style="list-style-type: none"><li>» Preseason All-Southland Second Team.</li><li>» SLC and LSWA POW for Dec. 14.</li><li>» 34 points vs. Campbell the most by a Privateer since Christavious Gill in 2016.</li><li>» 3rd in scoring in SLC, 4th in FG%, 4th in FT%, 5th in minutes played.</li><li>» Close to several top 10s in school history (<a href="#">SEE PAGE 18</a>).</li></ul>
4		<b>JAHMEL MYERS   "JAH-MEL"</b> JR FORWARD   6-6   215   CAPE CORAL, FLORIDA GP/GS MIN PTS FG% 3FG% FT% REBS AST TO RATIO STL BLK 9/9 21.1 4.2 45.7 0.0 50.0 3.4 1.7 1.6 1.1 0.3 0.4 CAREER HIGHS 20 PTS, 9 FGM, 1 3FG, 7 FTM, 12 REB, 7 AST, 3 STL, 2 BLK, 38 MIN	<b>QUICK NOTES ON MYERS</b> <ul style="list-style-type: none"><li>» Shot 61.7 percent from the field, second highest in the Southland in 2019-2020.</li><li>» Dished career-high seven assists in win vs. Florida National (Dec. 8).</li><li>» Switched to #4 after wearing #11 for two seasons.</li><li>» Goes by "Jah."</li></ul>
5		<b>CHARLES BOHANNON</b> SR GUARD   6-0   205   AUSTIN, TEXAS GP/GS MIN PTS FG% 3FG% FT% REBS AST TO RATIO STL BLK 1/0 0.0 0.0 0.0 0.0 0.0 0.0 0.0 0.0 0.0 0.0 0.0 CAREER HIGHS 18 PTS, 6 FGM, 3 3FG, 3 FTM, 3 REB, 3 AST, 1 STL, 0 BLK, 36 MIN	<b>QUICK NOTES ON BOHANNON</b> <ul style="list-style-type: none"><li>» Returned from last season's injury to make season debut against Stephen F. Austin (Jan. 2).</li><li>» Scored a career-high 18 points in win over Eureka during Thanksgiving Weekend last season.</li><li>» Mechanical Engineering Major.</li><li>» Walk-On.</li></ul>
10		<b>DEREK ST. HILAIRE   "SAINT HILL-AIR"</b> GS GUARD   6-0   205   AUSTIN, TEXAS GP/GS MIN PTS FG% 3FG% FT% REBS AST TO RATIO STL BLK 9/1 21.0 4.8 24.6 24.3 85.7 2.3 2.0 1.9 1.1 0.9 0.0 CAREER HIGHS 10 PTS, 4 FGM, 3 3FG, 2 FTM, 4 REB, 3 AST, 2 STL, 0 BLK, 34 MIN	<b>QUICK NOTES ON ST. HILAIRE</b> <ul style="list-style-type: none"><li>» Played in 63 games over two seasons at Jacksonville State before transferring to the Lakefront.</li><li>» Made first start as Privateer at Jacksonville (Dec. 10)</li><li>» Was born in Long Island, N.Y.</li><li>» Pursuing a masters in higher education.</li></ul>
11		<b>AHREN FREEMAN   "AARON"</b> SO FORWARD   6-6   235   ORANGE PARK, FLORIDA GP/GS MIN PTS FG% 3FG% FT% REBS AST TO RATIO STL BLK 9/7 16.7 4.8 52.6 20.0 33.3 2.7 1.1 2.8 0.4 0.3 0.3 CAREER HIGHS 19 PTS, 9 FGM, 1 3FG, 6 FTM, 8 REB, 5 AST, 3 STL, 1 BLK, 32 MIN	<b>QUICK NOTES ON FREEMAN</b> <ul style="list-style-type: none"><li>» Posted 10 points and six rebounds in at Jacksonville (Dec. 10).</li><li>» Featured on SportsCenter's Top 10 Plays on Snapchat last year after dunk at #9/10 Memphis.</li><li>» Wore #23 last season.</li><li>» Trained in the offseason with Kmani Doughty.</li></ul>
12		<b>NORRIS WILLIAMS</b> FR GUARD   6-2   165   NEW ORLEANS, LOUISIANA GP/GS MIN PTS FG% 3FG% FT% REBS AST TO RATIO STL BLK 0/0 0.0 0.0 0.0 0.0 0.0 0.0 0.0 0.0 0.0 0.0 0.0 CAREER HIGHS 0 PTS, 0 FGM, 0 3FG, 0 FTM, 0 REB, 0 AST, 0 STL, 0 BLK, 0 MIN	<b>QUICK NOTES ON WILLIAMS</b> <ul style="list-style-type: none"><li>» All-Metro team selection at Archbishop Hannan in Covington.</li><li>» Two-time district MVP with over 1,000 points in prep career.</li><li>» Business Administration major.</li><li>» Walk-On.</li><li>» Hidden talent: Singing.</li></ul>





# NEW ORLEANS BASKETBALL

## BROADCAST ROSTER II

13		<b>KMANI DOUGHTY   "KAH-MAH-KNEE DOW-TEE"</b> RS-FR GUARD   6-5   195   BROOKLYN, NEW YORK <table><tr><th>GP/GS</th><th>MIN</th><th>PTS</th><th>FG%</th><th>3FG%</th><th>FT%</th><th>REBS</th><th>AST</th><th>TO</th><th>RATIO</th><th>STL</th><th>BLK</th></tr><tr><td>8/0</td><td>7.7</td><td>2.4</td><td>31.6</td><td>30.0</td><td>100.0</td><td>1.5</td><td>0.3</td><td>1.4</td><td>0.2</td><td>0.4</td><td>0.1</td></tr></table> <b>CAREER HIGHS</b> 6 PTS, 3 FGM, 2 3FG, 0 FTM, 6 REB, 1 AST, 2 STL, 1 BLK, 14 MIN	GP/GS	MIN	PTS	FG%	3FG%	FT%	REBS	AST	TO	RATIO	STL	BLK	8/0	7.7	2.4	31.6	30.0	100.0	1.5	0.3	1.4	0.2	0.4	0.1	<b>QUICK NOTES ON DOUGHTY</b> <ul style="list-style-type: none"><li>» Scored six points on two made threes and six rebounds at Texas A&amp;M.</li><li>» Redshirted last season.</li><li>» Born in Brooklyn, N.Y. before concluding his prep career in Melbourne, Fla</li><li>» Appeared in all nine games.</li><li>» Plays guitar and piano.</li></ul>
GP/GS	MIN	PTS	FG%	3FG%	FT%	REBS	AST	TO	RATIO	STL	BLK																
8/0	7.7	2.4	31.6	30.0	100.0	1.5	0.3	1.4	0.2	0.4	0.1																
15		<b>TAMIR BYNUM   "TA-MEER BYE-NUM"</b> JR GUARD   6-2   160   HOUSTON, TEXAS <b>LAST SEASON AT PRAIRIE VIEW A&amp;M</b> <table><tr><th>GP/GS</th><th>MIN</th><th>PTS</th><th>FG%</th><th>3FG%</th><th>FT%</th><th>REBS</th><th>AST</th><th>TO</th><th>RATIO</th><th>STL</th><th>BLK</th></tr><tr><td>18/0</td><td>9.8</td><td>2.8</td><td>43.2</td><td>11.1</td><td>61.1</td><td>0.9</td><td>0.9</td><td>0.7</td><td>1.3</td><td>0.3</td><td>0.1</td></tr></table> <b>CAREER HIGHS BEFORE UNO</b> 10 PTS, 5 FGM, 1 3FG, 5 FTM, 3 REB, 6 AST, 2 STL, 1 BLK, 32 MIN	GP/GS	MIN	PTS	FG%	3FG%	FT%	REBS	AST	TO	RATIO	STL	BLK	18/0	9.8	2.8	43.2	11.1	61.1	0.9	0.9	0.7	1.3	0.3	0.1	<b>QUICK NOTES ON BYNUM</b> <ul style="list-style-type: none"><li>» Appeared in nine games for UTSA in 2018-2021 as a freshman, and 18 games for Prairie View A&amp;M in 2019-2020.</li><li>» Comes from an athletic family: brother, Tyree played for Texas Southern, father, Reggie played Cheyney and in the CFL.</li><li>» Naturally right-handed, but shoots left-handed.</li></ul>
GP/GS	MIN	PTS	FG%	3FG%	FT%	REBS	AST	TO	RATIO	STL	BLK																
18/0	9.8	2.8	43.2	11.1	61.1	0.9	0.9	0.7	1.3	0.3	0.1																
21		<b>BOL TONG</b> JR FORWARD   6-9   215   KANSAS CITY, MISSOURI <table><tr><th>GP/GS</th><th>MIN</th><th>PTS</th><th>FG%</th><th>3FG%</th><th>FT%</th><th>REBS</th><th>AST</th><th>TO</th><th>RATIO</th><th>STL</th><th>BLK</th></tr><tr><td>2/0</td><td>3.3</td><td>1.0</td><td>0.0</td><td>0.0</td><td>100.0</td><td>0.5</td><td>0.0</td><td>0.0</td><td>0.0</td><td>0.0</td><td>0.0</td></tr></table> <b>CAREER HIGHS</b> 2 PTS, 0 FGM, 0 3FG, 2 FTM, 1 REB, 0 AST, 0 STL, 0 BLK, 4 MIN	GP/GS	MIN	PTS	FG%	3FG%	FT%	REBS	AST	TO	RATIO	STL	BLK	2/0	3.3	1.0	0.0	0.0	100.0	0.5	0.0	0.0	0.0	0.0	0.0	<b>QUICK NOTES ON TONG</b> <ul style="list-style-type: none"><li>» Averaged 8.5 points, shot 41.1 percent from long distance, scored in double-figures 10 times with a high of 29 points at Hill Junior College last season.</li><li>» Second player named Bol in school history, following Bol Riek ("Reek").</li><li>» Believes there should be a law against putting pineapples on pizza.</li></ul>
GP/GS	MIN	PTS	FG%	3FG%	FT%	REBS	AST	TO	RATIO	STL	BLK																
2/0	3.3	1.0	0.0	0.0	100.0	0.5	0.0	0.0	0.0	0.0	0.0																
23		<b>LADARIUS MARSHALL "KRUNCHY"</b> JR FORWARD   6-6   230   JACKSON, MISSISSIPPI <table><tr><th>GP/GS</th><th>MIN</th><th>PTS</th><th>FG%</th><th>3FG%</th><th>FT%</th><th>REBS</th><th>AST</th><th>TO</th><th>RATIO</th><th>STL</th><th>BLK</th></tr><tr><td>8/2</td><td>19.0</td><td>5.4</td><td>55.6</td><td>0.0</td><td>56.5</td><td>4.9</td><td>0.1</td><td>1.3</td><td>0.1</td><td>0.5</td><td>0.6</td></tr></table> <b>CAREER HIGHS</b> 14 PTS, 7 FGM, 0 3FG, 3 FTM, 7 REB, 1 AST, 1 STL, 2 BLK, 25 MIN	GP/GS	MIN	PTS	FG%	3FG%	FT%	REBS	AST	TO	RATIO	STL	BLK	8/2	19.0	5.4	55.6	0.0	56.5	4.9	0.1	1.3	0.1	0.5	0.6	<b>QUICK NOTES ON MARSHALL</b> <ul style="list-style-type: none"><li>» Has started the last two games.</li><li>» Spent last season at Hinds after playing 11 games as a freshman for Southern Miss in 2017-2018.</li><li>» 2.5 blocks per game ranked among the top 25 in NJCAA last season.</li><li>» Ranked as high as No. 4 in Mississippi - three-stars rating by 247Sports.com.</li></ul>
GP/GS	MIN	PTS	FG%	3FG%	FT%	REBS	AST	TO	RATIO	STL	BLK																
8/2	19.0	5.4	55.6	0.0	56.5	4.9	0.1	1.3	0.1	0.5	0.6																
24		<b>RODNEY CARSON JR.</b> SR GUARD   6-3   180   AUSTIN, TEXAS <table><tr><th>GP/GS</th><th>MIN</th><th>PTS</th><th>FG%</th><th>3FG%</th><th>FT%</th><th>REBS</th><th>AST</th><th>TO</th><th>RATIO</th><th>STL</th><th>BLK</th></tr><tr><td>9/0</td><td>19.5</td><td>6.2</td><td>37.7</td><td>33.3</td><td>63.6</td><td>1.3</td><td>0.7</td><td>0.6</td><td>1.2</td><td>1.0</td><td>0.1</td></tr></table> <b>CAREER HIGHS</b> 15 PTS, 6 FGM, 3 3FG, 4 FTM, 8 REB, 3 AST, 3 STL, 2 BLK, 37 MIN	GP/GS	MIN	PTS	FG%	3FG%	FT%	REBS	AST	TO	RATIO	STL	BLK	9/0	19.5	6.2	37.7	33.3	63.6	1.3	0.7	0.6	1.2	1.0	0.1	<b>QUICK NOTES ON CARSON JR.</b> <ul style="list-style-type: none"><li>» Appeared in 29 games as a true freshman last year, starting the last three.</li><li>» Has tattoo of father, Rodney Sr., on his chest, who passed away when he was younger - touches it prior to each game.</li><li>» Scored a career-high five points at Rice, matched career highs in FGS, 3PT, AST, STL.</li></ul>
GP/GS	MIN	PTS	FG%	3FG%	FT%	REBS	AST	TO	RATIO	STL	BLK																
9/0	19.5	6.2	37.7	33.3	63.6	1.3	0.7	0.6	1.2	1.0	0.1																
32		<b>RASHAD HOLMES   "RAH-SHAD"</b> FR GUARD   5-11   160   NEW ORLEANS, LOUISIANA <table><tr><th>GP/GS</th><th>MIN</th><th>PTS</th><th>FG%</th><th>3FG%</th><th>FT%</th><th>REBS</th><th>AST</th><th>TO</th><th>RATIO</th><th>STL</th><th>BLK</th></tr><tr><td>0/0</td><td>0.0</td><td>0.0</td><td>0.0</td><td>0.0</td><td>0.0</td><td>0.0</td><td>0.0</td><td>0.0</td><td>0.0</td><td>0.0</td><td>0.0</td></tr></table> <b>CAREER HIGHS</b> 0 PTS, 0 FGM, 0 3FG, 0 FTM, 0 REB, 0 AST, 0 STL, 0 BLK, 0 MIN	GP/GS	MIN	PTS	FG%	3FG%	FT%	REBS	AST	TO	RATIO	STL	BLK	0/0	0.0	0.0	0.0	0.0	0.0	0.0	0.0	0.0	0.0	0.0	0.0	<b>QUICK NOTES ON HOLMES</b> <ul style="list-style-type: none"><li>» Two-sport Athlete in high school (football and basketball) at John Curtis.</li><li>» Goes by "Shad".</li><li>» Business administration major.</li><li>» Walk-On.</li></ul>
GP/GS	MIN	PTS	FG%	3FG%	FT%	REBS	AST	TO	RATIO	STL	BLK																
0/0	0.0	0.0	0.0	0.0	0.0	0.0	0.0	0.0	0.0	0.0	0.0																
33		<b>D'ANTE BELL   "DEE-AHN-TAY"</b> FR FORWARD   6-9   225   SHREVEPORT, LOUISIANA <table><tr><th>GP/GS</th><th>MIN</th><th>PTS</th><th>FG%</th><th>3FG%</th><th>FT%</th><th>REBS</th><th>AST</th><th>TO</th><th>RATIO</th><th>STL</th><th>BLK</th></tr><tr><td>0/0</td><td>0.0</td><td>0.0</td><td>0.0</td><td>0.0</td><td>0.0</td><td>0.0</td><td>0.0</td><td>0.0</td><td>0.0</td><td>0.0</td><td>0.0</td></tr></table> <b>CAREER HIGHS</b> 0 PTS, 0 FGM, 0 3FG, 0 FTM, 0 REB, 0 AST, 0 STL, 0 BLK, 0 MIN	GP/GS	MIN	PTS	FG%	3FG%	FT%	REBS	AST	TO	RATIO	STL	BLK	0/0	0.0	0.0	0.0	0.0	0.0	0.0	0.0	0.0	0.0	0.0	0.0	<b>QUICK NOTES ON BELL</b> <ul style="list-style-type: none"><li>» Three-time All-District selection at Bossier High School.</li><li>» As a senior averaged 11.9 points, 8.2 rebounds, and 2.5 blocks per game. for the Bearcats</li><li>» Goes by "Dee".</li><li>» Video Game Development major.</li></ul>
GP/GS	MIN	PTS	FG%	3FG%	FT%	REBS	AST	TO	RATIO	STL	BLK																
0/0	0.0	0.0	0.0	0.0	0.0	0.0	0.0	0.0	0.0	0.0	0.0																





# NEW ORLEANS BASKETBALL

## PHOTO ROSTER

### 2020-2021 BASKETBALL ROSTER



**JAY RODGERS**  
FRESHMAN GUARD  
6-3 | 185 | Columbus, Ohio



**DAMION ROSSER**  
RS-JUNIOR GUARD  
6-4 | 220 | McDonough, Ga.



**LAMONT BERZAT**  
SENIOR GUARD  
5-6 | 155 | New Orleans, La.



**TROY GREEN**  
SENIOR GUARD  
6-3 | 215 | St. Rose, La.



**JAHMEL MYERS**  
JUNIOR FORWARD  
6-6 | 215 | Cape Coral, Fla.



**CHARLES BOHANNON**  
SENIOR GUARD  
6-0 | 205 | Austin, Texas



**DEREK ST. HILAIRE**  
GRADUATE STUDENT GUARD  
6-0 | 180 | Atlanta, Ga.



**AHREN FREEMAN**  
SOPHOMORE FORWARD  
6-6 | 235 | Orange Park, Fla.



**NORRIS WILLIAMS**  
FRESHMAN GUARD  
6-2 | 165 | New Orleans, La.



**KMANI DOUGHTY**  
RS-FRESHMAN GUARD  
6-6 | 215 | Cape Coral, Fla.



**TAMIR BYNUM**  
JUNIOR GUARD  
6-2 | 160 | Houston, Texas



**BOL TONG**  
JUNIOR FORWARD  
6-9 | 215 | Kansas City, Mo.



**LADARIUS MARSHALL**  
JUNIOR FORWARD  
6-6 | 230 | Jackson, Miss.



**RODNEY CARSON JR.**  
SOPHOMORE GUARD  
6-3 | 180 | Philadelphia, Pa.



**RASHAD HOLMES**  
FRESHMAN GUARD  
5-11 | 160 | New Orleans, La.



**D'ANTE BELL**  
FRESHMAN FORWARD  
6-9 | 225 | Shreveport, La.

### 2020-2021 COACHING STAFF



**MARK SLESSINGER**  
HEAD COACH  
10th Season at UNO



**JODY BAILEY**  
Assistant Coach  
6th Season at UNO



**KRIS ARKENBERG**  
Assistant Coach  
10th Season at UNO



**JAY SMITH**  
Assistant Coach  
2nd Season at UNO