




# NEW ORLEANS BASKETBALL

## 2020-2021 GAME NOTES

FOLLOW US! [f /PrivateersMBB](#) [@PrivateersMBB](#) [@privateersmbb](#)  
 Contact Kelvin Queliz Email [kqueliz@uno.edu](mailto:kqueliz@uno.edu) Phone (917) 683-6517



**RECORD** 4-9 3-2 SLC  
**HEAD COACH**  
 Mark Slessinger 10th Season  
 Aurora '96  
**CAREER RECORD**  
 Overall 150-182  
 at UNO 125-159  
 vs. SLC 64-69  
 vs. NICH 7-10

**ALL-TIME SERIES**  
 UNO leads the series 19-14.



**RECORD** 7-5, 5-1 SLC  
**HEAD COACH**  
 Austin Claunch 3rd Season  
 Emory '12  
**CAREER RECORD**  
 Overall 42-32 3rd Season  
 at NICH Same  
 vs. SLC 27-17  
 vs. UNO 5-1



**RECORD**  
 2-14, 1-4 SLC  
**WHEN / WHERE**  
 >> January 27  
 >> Prather Coliseum  
 >> Natchitoches, La.  
 >> 6:30 P.M.  
**TV / VIDEO**  
 >> NSUDemons.com

FOR MORE INFORMATION ON THE ALL-TIME SERIES SEE PAGE THREE.

### TIP-OFF

>> Laissez les bon temps rouler! The good times continue to roll in the Mardi Gras uniforms for the Privateers after they defeated Texas A&M-Corpus Christi 87-68 on Wednesday night at Lakefront Arena using a balanced scoring attack. For the first time since last January **ALL FIVE STARTERS FOR THE PRIVATEERS SCORED IN DOUBLE-FIGURES** (Rosser 15, Carson 14, Green 13, Berzat 12, Myers 10). Jahmel Myers had his first double-double of the season, while Damion Rosser picked up his fourth - **THE PAIR BECAME THE FIRST PRIVATEERS TO HAVE DOUBLE-DOUBLES IN THE SAME GAME** since **KEVIN HILL** and **ERIK THOMAS** accomplished the feat on Jan. 25 2016 against Central Arkansas.

>> Despite a rough start to the campaign New Orleans has shown dramatic improvement over the last six games earning the program's first three-game winning streak since February of 2019. New Orleans is averaging **JUST OVER 90 POINTS A GAME OVER THE LAST THREE**, has **SCORED 85+ POINTS IN THREE STRAIGHT GAMES FOR THE FIRST TIME SINCE 1987**, and for just the second time in ever conference play. The 1977-78 squad scored 85+ in four Sun Belt games in row. Seven of the nine Privateers that have shot the basketball in the last three games are shooting over 50% from the floor.

	FIRST SIX	LAST SIX	DIFFERENCE	LAST THREE	DIFFERENCE
Points Per Game	63.3	80.6	17.3	90.7	27.4
Scoring Margin	-13.8	5.0	18.8	18.7	32.5
Field Goal Percentage	.426	.475	.049	.542	.116
Three-Point Percentage	.295	.336	.041	.362	.067
Three-Pointers Made Per Game	4.3	6.8	2.5	7	2.7
Free Throw Percentage	.708	.755	.047	.756	.048
Assists Per Game	13.7	17.0	3.3	20.7	7
Turnovers Per Game	19.8	13.3	-6.5	12	-7.8
Turnover Margin	-3.2	2.7	5.9	5.3	8.5
Steals Per Game	6.3	9.3	3.0	9.7	3.4
Blocks Per Game	1.7	2.7	1.0	3.7	2.0

**NOTE** - Only includes games vs. Div I. opponents.

### PROJECTED STARTING FIVE (BASED ON LAST GAME)

DAMION ROSSER	
#1	GUARD
POINTS	15.7
REBOUNDS	7.3
ASSISTS	2.8
STEALS	1.2
MINUTES	34.4

LAMONT BERZAT	
#2	GUARD
POINTS	8.1
REBOUNDS	2.6
ASSISTS	3.0
STEALS	1.0
MINUTES	25.3

TROY GREEN	
#3	GUARD
POINTS	15.4
REBOUNDS	5.7
ASSISTS	2.6
STEALS	1.6
MINUTES	32.4

JAHMEL MYERS	
#4	FORWARD
POINTS	5.2
REBOUNDS	4.0
ASSISTS	2.0
STEALS	0.5
MINUTES	22.9

RODNEY CARSON JR.	
#24	GUARD
POINTS	6.8
REBOUNDS	1.7
ASSISTS	1.4
STEALS	1.1
MINUTES	22.7

### 2020-2021 SCHEDULE

ALL TIMES CENTRAL AND SUBJECT TO CHANGE

OVERALL 4-9 | SOUTHLAND 3-2  
 HOME 3-1 | AWAY 0-7 | NEUTRAL 1-1

#### NOVEMBER (0-2)

26 @ BYU L, 61-86  
 27 @ Utah Canceled  
 29 @ Texas A&M L, 53-82

#### DECEMBER (1-5)

2 Louisiana L, 63-66  
 8 vs. Florida National^ W, 74-57  
 9 vs. Campbell^ L, 70-79  
 10 @ Jacksonville^ L, 70-77  
 15 @ Louisiana L, 63-73  
 16 @ LSU Postponed  
 22 @ Rice L, 62-73

#### JANUARY (3-2, 3-2 SLC)

2 @ Stephen F. Austin\* L, 67-78  
 6 @ Central Arkansas\* L, 79-83  
 9 UIW\* W, 86-64  
 16 McNeese\* W, 99-84  
 20 Texas A&M-Corpus Christi\* W, 87-68  
 23 @ Nicholls\* 5:00 P.M.  
 27 @ Northwestern State\* 6:30 P.M.  
 30 @ Southeastern\* 4:00 P.M.

#### FEBRUARY (0-0, 0-0 SLC)

6 Stephen F. Austin\* 6:00 P.M.  
 10 Central Arkansas\* 7:00 P.M.  
 13 @ UIW\* 6:30 P.M.  
 20 @ McNeese\* 4:00 P.M.  
 24 @ Texas A&M-Corpus Christi\* 7:00 P.M.  
 27 Nicholls\* 6:00 P.M.

#### MARCH (0-0, 0-0 SLC)

3 Northwestern State\* 6:00 P.M.  
 6 Southeastern\* 7:00 P.M.  
 10-13 Southland Tournament\* 6:00 P.M.

^ BSN Sports Dolphin Classic  
 \* Southland Conference Game

### COVERAGE INFORMATION

**TELEVISION** None  
**STREAMING** [YouTube.com/NichollsAthletics](https://www.youtube.com/NichollsAthletics)  
 Play-by-Play Jack Benjamin  
**RADIO** [NASH 106.1 FM](https://www.nash1061fm.com/) / [TuneIn App](#)  
 Play-by-Play Jude Young  
**LIVE STATS** [GeauxColonels.com](https://www.geauxcolonels.com)  
**TWITTER** [@PrivateersMBB](#)

Updated Coverage Information can be found on  
[UNOPrivateers.com](http://UNOPrivateers.com) or on Twitter at [@PrivateersMBB](#)



# NEW ORLEANS BASKETBALL NEWS & NOTES

## TURNING THE RECORD BOOKS GREEN

>> **TROY GREEN** has steadily made his way through the Privateer record books this season. The senior ranks sixth all-time in free throws made (315), ninth in steals (121) and passed **NATE FRYE** three games ago to join the top 10 in career assists with 284 dimes (ninth place). Green became the 24th member of the 1,000-point Club in school history when he scored 34 points against Campbell (Dec. 9) and has tallied 1,143 points to date - good for 19th in school history. The senior has played in 108 out of 109 possible games in his career - tying with **NATE FRYE** and **TEVIN BROYLES** for the 22nd most games in school history. His 34 points against the Camels were the most by a Privateer since **CHRISTAVIOUS GILL** had 38 in 2016, and the most on a neutral floor since **BO MCCALEBB** tallied 34 in the 2007 Sun Belt Tournament. Green was named **LSWA AND SOUTHLAND PLAYER OF THE WEEK FOR DEC. 14** and has scored in double figures in 12 of 13 games this season. **FOR MORE INFORMATION ON SEE PAGE 18.**

## I AM THE ENTERTAINER

>> **DAMION ROSSER** aspires to be an entertainer after he's done with basketball, and Dame has certainly been entertaining on the hardwood this season. The Georgia native has four double-doubles this season, including three in his last four games. Rosser set a career-high in points in December with 23 against Jacksonville in the BSN Sport Classic, and in rebounds with 11 against McNeese two games ago. Rosser's been a prolific scorer this season opening the campaign with four straight games in double-figures for the second straight season and has scored in double-figures in 11 of 13 games with five games of 20 or more points. Dame's windmill dunk at Jacksonville on Dec. 10 was named **NO. 3 ON #SCOTPIO**. Rosser's back-to-back double-doubles are the first since **ERIK THOMAS** accomplished back-to-back double-doubles twice during the 2016-17 season. Rosser's four double-doubles rank are **TIED FOR SECOND** in the Southland behind McNeese's KeyShawn Feazell who has five. Rosser ranks second in the Southland in Free Throw shooting (.846), fourth in rebounding - tied with HBU's Pedro Castro as the best rebounding guard in the league (.731), fourth in shooting overall (.525) and fifth in scoring (15.7).

## "SAINT" HILAIRE

>> **DEREK ST. HILAIRE** was a godsend for the Privateers during the first two games of the winning streak. The junior transfer guard scored 21 points against UIW and a career-high 33 last time out against McNeese - the second most points by a Privateer this season (**TROY GREEN**, 34 vs. Campbell). St. Hilaire shot .647 (22-of-34) and a blistering .556 from beyond the arc (10-of-18) with just five turnovers over off the bench in those games. His efforts last week earned him the **LSWA PLAYER OF THE WEEK FOR JAN. 18** - the second Privateer to earn the honor this season, and helped spark the Privateers current three game winning streak.

## TWO GREAT SHOOTING NIGHTS

>> New Orleans owns the Southland single-game bests for overall and three-point field goal percentage to date this season. The Privateers shot 64.5 percent from the floor against UIW (35-of-54) - the best mark by the program since 1998 on Jan. 9, while the 5-of-7 night from beyond the arc at BYU (71 percent) on Nov. 26 also tops the Southland in a three-point shooting in a single game this season.

## FIRST HALF PERFECTION VS. FLORIDA NATIONAL

>> **DAMION ROSSER'S** 6-of-6 performance in the first half against Florida National ranks as the third-best shooting performance in the opening frame in program history. **OSCAR TAYLOR** (1981) and **NATE MILLS** (1985) each had 7-of-7 performance over four decades ago.

## TWO TIMES IN A SEASON

>> After facing Louisiana for the second time in December, the Privateers faced the same opponent twice in the same season for the first time since 2012-2013. As an independent that year, UNO played home and home matchups with HBU, Nicholls NJIT, San Jose State, Southeast Missouri, Southern Illinois, and Texas Pan-American (now UTGRV). New Orleans also played a pair of home games against Champion Baptist (now Champion Christian) that season.

## THE 700 CLUB

>> Now in its 52nd season the Privateers played in "home game" number 700 on Jan. 16 against McNeese (including HPC, Lakefront Arena, and games played elsewhere following Hurricane Katrina.) Overall the Privateers are 524-177 at "home" including a 355-189 mark at the friendly confines of Lakefront Arena.

## 1500 ON THE HORIZON

>> After hitting 700 "home games" on Jan. 16 another milestone is on the horizon for the Privateers - the season finale at home against Southeastern on March 6 is scheduled to be the 1,500th game played in school history.

## A DECADE ON THE LAKEFRONT

>> **MARK SLESSINGER** is now in his 10th season as head coach of the Privateers. He is the longest-tenured coach in program history and is one win away from tying 2020 Greater New Orleans Sports Hall of Famer **TIM FLOYD** for the second-most wins in program history. Slessinger has coached the most games in school history (284), as well as every Southland Conference contest New Orleans has played. On Jan. 20, Coach Sless collected the **150TH WIN OF HIS CAREER** (including Pioneer College).

## COVID-19 CHANGES

>> The season opener at BYU was the first athletic contest for the University of New Orleans since Baseball's 11-5 win over Southern on March 11, 2019 - a period of 264 days. The season opener was originally scheduled to be Nov. 26 against the Utah Utes before COVID issues within the Utes program saw that game canceled. A second alternation came on Dec. 16 when COVID issues within the LSU Tigers program saw that game postponed just hours before the team was travel to Baton Rouge.

# 2020-2021 ROSTER

#	NAME	POS	HT	WT	CL	HOMETOWN	PREVIOUS SCHOOL
0	Jay Rodgers	G	6-3	185	Fr.	Columbus, Ohio	Winchendon Prep
1	Damion Rosser	G	6-4	220	R-Jr.	McDonough, Ga.	Henry County HS
2	Lamont Berzat	G	5-6	155	Sr.	New Orleans, La.	Landry-Walker HS
3	Troy Green	G	6-3	215	Sr.	St. Rose, La.	Believe Prep Academy
4	Jahmel Myers	F	6-6	215	Jr.	Cape Coral, Fla.	Mariner HS
5	Charles Bohannon	G	6-0	205	Sr.	Austin, Texas	Jack C. Hays HS
10	Derek St. Hilaire	G	5-11	180	Gr.	Atlanta, Ga.	Jacksonville State
11	Ahren Freeman	F	6-6	235	So.	Orange Park, Fla.	Providence School of Jacksonville
12	Norris Williams	G	6-2	165	Fr.	New Orleans, La.	Archbishop Hannan HS
13	Kmani Doughty	G	6-5	195	R-Fr.	Brooklyn, N.Y.	Florida Prep
15	Tamir Bynum	G	6-2	160	Jr.	Houston, Texas	Prairie View A&M
21	Bol Tong	F	6-9	215	Jr.	Kansas City, Mo.	Hill JC
23	LaDarius Marshall	F	6-6	230	Jr.	Jackson, Miss.	Hinds CC
24	Rodney Carson Jr.	G	6-3	180	So.	Philadelphia, Pa.	Combine Academy
32	Rashad Holmes	G	5-11	195	Fr.	New Orleans, La.	John Curtis HS
33	D'Ante Bell	F	6-9	225	Fr.	Shreveport, La.	Bossier HS

## COACHES & STAFF

Head Coach	Mark Slessinger	Aurora '96	10th Season at UNO
Assistant Coach	Jody Bailey	Louisville '95	5th Season at UNO
Assistant Coach	Kris Arkenberg	IUPUI '09	10th Season at UNO
Assistant Coach	Jay Smith	LSU-Alexandria '17	2nd Season at UNO
Director of Basketball Ops	Cory Dixon	New Orleans '14	2nd Season at UNO
Graduate Manager	John Curtis Creed	Centenary '19	2nd Season at UNO
Video / Analytics / Internal Ops	Bradley Feig	New Orleans '20	4th Season at UNO

## SPORTS MEDICINE & PERFORMANCE

Athletic Trainer	Nick Holtgreive	Quachita Baptist '12	6th Season at UNO
Sports Performance Coach	Matt Hans	Mount. St. Joseph '14	1st Season at UNO
Sports Performance Intern	Beaux Hebert	Nicholls '15	3rd Season at UNO

## PRONUNCIATION GUIDE

Kris Arkenberg	Ark-en-berg
D'Ante Bell	Dee-Anh-tay
Lamont Berzat	Lah-mont Bur-zah
Tamir Bynum	Ta-meer Bye-num
Rashad Holmes	Rah-shad
Jahmel Myers	Jah-mel
Ahren Freeman	Aaron
Kmani Doughty	Kah-mah-knee Dow-ty
Damion Rosser	Ross-er
Mark Slessinger	Sless-in-ger
Derek St. Hilaire	Saint Hill-air

## CLASSIFICATION

Seniors	3	Berzat, Bohannon, Green
Juniors	6	Bynum, Jones, Marshall, Myers, Rosser, Tong
Sophomores	2	Carson Jr., Freeman
Freshmen	5	Bell, Doughty, Holmes, Rogers, Williams
True Freshmen	4	Bell, Holmes, Rogers, Williams
Graduate Students	1	St. Hilaire
Div. I Transfers	2	Bynum, St. Hilaire

## YEARS IN THE PROGRAM

5th Year	0	None
4th Year	4	Berzat, Bohannon, Green, Rosser
3rd Year	1	Myers
2nd Year	3	Carson Jr., Doughty, Freeman
1st Year	8	Bell, Bynum, Holmes, Marshall, Rodgers, St. Hilaire, Tong, Williams

## HOME STATE

Louisiana	4	Bell, Berzat, Green, Holmes, Williams
Florida	2	Freeman, Myers
Georgia	2	Rosser, St. Hilaire
Texas	2	Bohannon, Bynum
Mississippi	1	Marshall
Missouri	1	Tong
Ohio	1	Rogers
Pennsylvania	1	Carson Jr.
New York	1	Doughty



# NEW ORLEANS BASKETBALL

## THE MATCHUP

### NEW ORLEANS

Total Points  
Points Per Game  
Scoring Margin

### UNO

934  
71.8  
-2.8

### OPPONENTS

970  
74.6  
--

### SHOOTING

FG: Made-Attempted  
FG: Percentage  
FG: Per Game  
3PT: Made-Attempted  
3PT: Percentage  
3PT: Per Game  
FT: Made-Attempted  
FT: Percentage  
FT: Per Game

356-778  
.458  
27.4  
67-223  
.300  
5.2  
155-213  
.728  
11.9

347-747  
.465  
26.7  
86-265  
.325  
6.6  
190-276  
.688  
14.6

### REBOUNDING

Total  
Per Game  
Margin

454  
34.9  
0.4

448  
34.5  
--

### ASSISTS

Total  
Per Game

200  
15.4

175  
13.5

### TURNOVERS

Total  
Per Game  
Margin  
Assist/Turnover Ratio  
Points Off Turnovers

218  
16.8  
-0.9  
0.9  
16.0

207  
15.9  
--  
0.8  
17.8

### STEALS

Total  
Per Game

99  
7.6

99  
7.6

### BLOCKS

Total  
Per Game

30  
2.3

51  
3.9

### NICHOLLS

Total Points  
Points Per Game  
Scoring Margin

### NICH

893  
74.4  
1.3

### OPPONENT

877  
73.1  
--

### SHOOTING

FG: Made-Attempted  
FG: Percentage  
FG: Per Game  
3PT: Made-Attempted  
3PT: Percentage  
3PT: Per Game  
FT: Made-Attempted  
FT: Percentage  
FT: Per Game

337-759  
.444  
28.1  
89-287  
.310  
7.4  
130-191  
.681  
10.8

303-695  
.436  
25.3  
88-262  
.336  
7.3  
183-261  
.701  
15.3

### REBOUNDING

Total  
Per Game  
Margin

438  
36.5  
-0.9

449  
37.4  
--

### ASSISTS

Total  
Per Game

157  
13.1

153  
12.8

### TURNOVERS

Total  
Per Game  
Margin  
Assist/Turnover Ratio  
Points Off Turnovers

160  
13.3  
2.5  
1.0  
18.7

189  
15.8  
--  
0.8  
13.0

### STEALS

Total  
Per Game

104  
8.7

58  
4.8

### BLOCKS

Total  
Per Game

42  
3.5

37  
3.1

## ALL-TIME SERIES

OVERALL 19-14 | SOUTHLAND 5-9  
HOME 9-5 | AWAY 6-9 | NEUTRAL 2-0 | OVERTIME 1-2

DATE	H/A	RESULT	SCORE
12/6/69	A	L	80-82 (OT)
2/5/70	H	W	101-88
12/10/70	H	W	108-94
2/4/71	A	W	100-80
2/24/75	H	W	92-75
12/1/75	A	W	98-91
12/3/83	H	W	68-66 (OT)
1/21/85	A	L	66-71
12/1/89	N#	W	63-44
12/8/90	H	W	88-66
2/23/91	A	W	67-52
12/18/99	H\$	W	55-51
12/12/00	H%	W	68-64
11/24/01	A	W	80-66
12/1/07	H	L	60-75
11/19/08	A	L	62-79
11/26/12	A	L	69-92
12/12/12	H	W	79-76
1/2/14	A*	L	83-88
2/13/14	H*	W	70-64
2/2/15	A*	L	55-67
3/2/15	H*	L	78-79 (OT)
3/11/15	N^	W	82-73
2/1/16	H*	W	74-53
2/29/16	A*	L	76-80
2/4/17	H*	W	78-69
3/4/17	A*	W	74-64
2/3/18	H*	L	61-84
2/24/18	A*	L	64-78
2/9/19	H*	L	63-64
3/2/19	A*	W	80-70
1/25/20	H*	L	72-77
2/29/20	A*	L	68-92

\* Southland Conference Game  
# McDonald's Zip Classic (Akron, Ohio)  
\$ Alario Center (Westwego, La.)  
% Mercedes-Benz Superdome (New Orleans, La.)  
^ Southland Conference Tournament (Katy, Texas)

Dates within the dashed box are games coached by Mark Slessinger.

<b>FIRST MEETING</b>	12/6/69, L 80-82 (OT)
<b>LAST MEETING</b>	2/29/20, L 68-92
<b>CURRENT STREAK</b>	L2
<b>LONGEST WINNING STREAK</b>	6, twice.
<b>LONGEST LOSING STREAK</b>	3, twice.
<b>LARGEST VICTORY</b>	17 in 1975.
<b>LARGEST DEFEAT</b>	24, last season.
<b>UNDER SLESSINGER</b>	7-10

## INDIVIDUAL LEADERS

CATEGORY	NEW ORLEANS	TEXAS A&M-CC
Points Per Game	D. Rosser 15.7	T. Gordon 15.2
Field Goal Percentage	D. Rosser .525	R. Lyons .538
Three-Point Percentage	D. St. Hilaire .365	P. Spencer .389
Free-Throw Percentage	D. Rosser .846	K. Johnson .750
Rebounds Per Game	D. Rosser 7.3	N. Garvin 6.9
Offensive Rebounds	L. Marshall 1.8	P. Francois 2.3
Assists Per Game	L. Berzat 3.0	R. Lyons 1.9
Steals Per Game	T. Green 1.3	K. Johnson 2.3
Blocked Shots Per Game	L. Marshall 0.7	R. Lyons 1.7
Minutes Per Game	D. Rosser 34.4	T. Gordon 31.3

## MARK SLESSINGER ON NICHOLLS



# NEW ORLEANS BASKETBALL

## GAME BY GAME LEADERS / DOUBLE-FIGURES

### GAME BY GAME LEADERS

DATE	OPPONENT	PTS	FGS	3FGS	FTS	REBS	ASSISTS	BLOCKS	STEALS	MINS
11/26	@ BYU	Berzat, 15 Rosser, 15	Berzat, 5 Rosser, 5	Berzat, 3	Rosser, 5	Rosser, 9	St. Hilaire, 3	None	Carson, 3	Rosser, 31
11/29	@ Texas A&M	Marshall, 14	Marshall, 7	Doughty, 2	Green, 2	Doughty, 6	Berzat, 5	Rosser, 1 Myers, 1	Green, 2 Doughty, 2	Myers, 24
12/2	Louisiana	Rosser, 18	Rosser, 8	Carson, 3	Marshall, 3	Rosser, 10	Rosser, 5	Marshall, 3	Berzat, 3	Rosser, 37
12/8	vs. Florida National	Rosser, 22	Rosser, 10	None	Green, 4	Green, 12	Myers, 7	Myers, 2	Green, 2	Rosser, 37
12/9	vs. Campbell	Green, 34	Green, 12	St. Hilaire, 2	Green, 9	Marshall, 6	Green, 5	None	St. Hilaire, 2	Green, 40
12/10	@ Jacksonville	Green, 24	Rosser, 11	Green, 1 St. Hilaire, 1	Green, 7	Green, 8	St. Hilaire, 5 Green, 3	Freeman, 1 Doughty, 1 Myers, 1	Green, 2	Rosser, 38
12/15	@ Louisiana	Green, 15	Green, 6	Berzat, 2	Berzat, 5	Green, 6	Berzat, 4 Rosser, 4	Marshall, 2	St. Hilaire, 3	Green, 37
12/21	@ Rice	Carson, 15	Carson, 6	Berzat, 3 Carson, 3 St. Hilaire, 3 Carson, 1	Berzat, 3	Rosser, 9 St. Hilaire, 4	Rosser, 4	Rosser, 3	Carson, 3	Rosser, 36
1/2	@ Stephen F. Austin	Rosser, 22	Rosser, 9	Green, 5	Green, 5	Rosser, 6	Berzat, 3 St. Hilaire, 3	Marshall, 1	Rosser, 4 Berzat, 4	Rosser, 40 Rosser, 40
1/6	@ Central Arkansas	Berzat, 20 Rosser, 20	Rosser, 8	Berzat, 4	Berzat, 4 Myers, 4	Rosser, 9	Carson, 3 Green, 3 Rosser, 3	None	Green, 2 Myers, 2 Rosser, 2	Rosser, 36
1/9	UIW	St. Hilaire, 21	St. Hilaire, 9	St. Hilaire, 3	Rosser, 4	Green, 7 Rosser, 7	Berzat, 3 Carson, 3 Rosser, 3	Rosser, 2	Green, 2 Myers, 2 Rosser, 2	Rosser, 36
1/16	McNeese	St. Hilaire, 33	St. Hilaire, 13	St. Hilaire, 7	Rosser, 2	Rosser, 11	Carson, 5 Myers, 5	Freeman, 2	Myers, 2 St. Hilaire, 2	St. Hilaire, 33
1/20	Texas A&M-CC	Rosser, 15	Carson, 6	Berzat, 2	Rosser, 6	Rosser, 11	Green, 5	Marshall, 2 Myers, 2	Carson, 3 Rosser, 3	Rosser, 32
1/23	@ Nicholls									
1/27	@ Northwestern State									
1/30	@ Southeastern									
2/6	Stephen F. Austin									
2/10	Central Arkansas									
2/13	@ UIW									
2/20	@ McNeese									
2/24	@ Texas A&M-CC									
2/27	Nicholls									
3/3	Northwestern State									
3/6	Southeastern									

### CAREER DOUBLE-DOUBLES

NAME	TOTALS	OPPONENT	DATE
Lamont Berzat	21 pts & 10 ast	UTRGV	3/14/18
Damion Rosser	13 pts & 10 reb	Louisiana	11/28/18
Jahmel Myers (1)	14 pts & 11 reb	Texas Southern	3/20/19
Jahmel Myers (2)	18 pts & 12 reb	Northwestern State	1/29/20
<b>Damion Rosser (2)</b>	<b>18 pts &amp; 10 reb</b>	<b>Louisiana</b>	<b>12/2/20</b>
<b>Troy Green (1)</b>	<b>18 pts &amp; 12 reb</b>	<b>Florida National</b>	<b>12/8/20</b>
<b>Damion Rosser (3)</b>	<b>20 pts &amp; 10 reb</b>	<b>Central Arkansas</b>	<b>1/6/21</b>
<b>Damion Rosser (4)</b>	<b>20 pts &amp; 11 reb</b>	<b>McNeese</b>	<b>1/16/21</b>
<b>Damion Rosser (5)</b>	<b>20 pts &amp; 11 reb</b>	<b>Texas A&amp;M-CC</b>	<b>1/20/21</b>
<b>Jahmel Myers (3)</b>	<b>10 pts &amp; 10 reb</b>	<b>Texas A&amp;M-CC</b>	<b>1/20/21</b>

### CAREER TRIPLE-DOUBLES

#	NAME	POINTS	REBOUNDS	ASSISTS	STEALS
None					

**NOTE** - The last Privateer triple-double was by Travin Thibodaux (10 points, 11 assists, and 10 rebound) against Florida College on November 25, 2016, just the third in school history.

**NOTE** - Bold denotes this season.

### CAREER DOUBLE-FIGURE GAMES

POINTS	2020-21	2019-20	2018-19	2017-18	TOTAL	STREAK
Troy Green	11	24	11	9	55	5
Damion Rosser	11	5	13	4	33	5
Lamont Berzat	6	4	0	6	16	1
Jahmel Myers	0	10	4	-	15	1
Ahren Freeman	2	7	-	-	9	0
Derek St. Hilaire	4	-	-	-	4	0
Rodney Carson Jr.	3	1	-	-	4	1
Charles Bohannon	2	0	0	2	2	0
Ladarius Marshall	1	-	-	-	1	0
FIELD GOALS	2020-21	2019-20	2018-19	2017-18	TOTAL	STREAK
Troy Green	1	1	0	0	2	0
Damion Rosser	2	0	0	0	2	0
Derek St. Hilaire	1	-	-	-	1	0
FREE THROWS	2020-21	2019-20	2018-19	2017-18	TOTAL	STREAK
Troy Green	0	2	0	0	2	0
REBOUNDS	2020-21	2019-20	2018-19	2017-18	TOTAL	STREAK
Damion Rosser	4	0	1	0	5	1
Jahmel Myers	1	1	1	-	3	0
Troy Green	1	0	0	0	1	0
ASSISTS	2020-21	2019-20	2018-19	2017-18	TOTAL	STREAK
Lamont Berzat	0	1	0	1	2	0

### CAREER 20-POINT GAMES

NAME	TOTAL	OPPONENT	DATE
Lamont Berzat (1)	21	UTRGV	3/14/18
Troy Green (1)	20	at SMU	11/12/19
Troy Green (2)	20	at Sam Houston State	12/21/19
Troy Green (3)	22	at #9/10 Memphis	12/28/19
Troy Green (4)	21	Nicholls	1/25/20
Troy Green (5)	25	at McNeese	2/22/20
Troy Green (6)	21	at Northwestern State	3/4/20
Jahmel Myers (1)	20	Southeastern	3/7/20
<b>Damion Rosser (1)</b>	<b>22</b>	<b>vs. Florida National</b>	<b>12/8/20</b>
<b>Troy Green (7)</b>	<b>34</b>	<b>vs. Campbell</b>	<b>12/9/20</b>
<b>Troy Green (8)</b>	<b>24</b>	<b>at Jacksonville</b>	<b>12/10/20</b>
<b>Damion Rosser (2)</b>	<b>23</b>	<b>at Jacksonville</b>	<b>12/10/20</b>
<b>Damion Rosser (3)</b>	<b>22</b>	<b>at Stephen F. Austin</b>	<b>1/2/21</b>
<b>Damion Rosser (4)</b>	<b>20</b>	<b>at Central Arkansas</b>	<b>1/6/21</b>
<b>Derek St. Hilaire (1)</b>	<b>21</b>	<b>UIW</b>	<b>1/9/21</b>
<b>Derek St. Hilaire (2)</b>	<b>33</b>	<b>McNeese</b>	<b>1/16/21</b>
<b>Damion Rosser (5)</b>	<b>20</b>	<b>McNeese</b>	<b>1/16/21</b>
<b>Damion Rosser (6)</b>	<b>20</b>	<b>Texas A&amp;M-CC</b>	<b>1/20/21</b>

**NOTE** - Bold denotes this season.



# NEW ORLEANS BASKETBALL

## SEASON STATISTICS



### 2020-21 New Orleans Men's Basketball Combined Team Statistics All games

Page 1/1  
as of Jan 21, 2021

#### Game Records

Record	Overall	Home	Away	Neutral
ALL GAMES	4-9	3-1	0-7	1-1
CONFERENCE	3-2	3-0	0-2	0-0
NON-CONFERENCE	1-7	0-1	0-5	1-1

#### Score by Periods

Team	1st	2nd	OT	TOT
New Orleans	438	496	0	934
Opponents	427	543	0	970

#### Team Box Score

No. Player					Total		3-Point		F-Throw		Rebounds													
		GP-GS	MIN	AVG	FG-FGA	FG%	3FG-FGA	3FG%	FT-FTA	FT%	OFF	DEF	TOT	AVG	PF	DQ	A	TO	BLK	STL	PTS	AVG		
1	ROSSER, Damion	13-12	446:44	34.4	85-162	.525	1-15	.067	33-39	.846	20	75	95	7.3	36	0	37	29	7	15	204	15.7		
3	GREEN, Troy	13-13	421:26	32.4	77-161	.478	7-24	.292	39-52	.750	15	59	74	5.7	37	2	34	40	0	17	200	15.4		
10	ST. HILAIRE, Derek	13-1	298:43	23.0	42-110	.382	23-63	.365	9-11	.818	6	20	26	2.0	27	0	25	26	0	11	116	8.9		
2	BERZAT, Lamont	13-12	330:33	25.4	34-88	.386	20-58	.345	17-22	.773	4	30	34	2.6	37	2	39	24	0	13	105	8.1		
24	CARSON, Rodney	13-4	281:44	21.7	33-76	.434	11-36	.306	11-16	.688	9	13	22	1.7	22	1	18	7	1	14	88	6.8		
23	MARSHALL, Ladarius	12-2	195:34	16.3	25-42	.595	0-0	.000	16-28	.571	22	30	52	4.3	18	0	3	12	8	7	66	5.5		
4	MYERS, Jahmel	13-13	297:27	22.9	26-55	.473	0-1	.000	15-24	.625	13	39	52	4.0	32	1	26	20	7	12	67	5.2		
11	FREEMAN, Ahren	13-8	192:21	14.8	26-47	.553	1-6	.167	3-7	.429	6	26	32	2.5	34	2	13	29	6	4	56	4.3		
13	DOUGHTY, Kmani	10-0	73:02	7.3	6-23	.261	3-13	.231	7-8	.875	6	7	13	1.3	20	0	2	11	1	5	22	2.2		
21	TONG, Bol	5-0	10:18	2.1	2-4	.500	1-2	.500	2-2	1.000	0	2	2	0.4	3	0	1	1	0	0	7	1.4		
0	RODGERS, Jay	8-0	14:08	1.8	0-2	.000	0-0	.000	2-2	1.000	0	0	0	0.0	1	0	0	3	0	0	2	0.3		
5	BOHANNON, Charles	5-0	12:45	2.6	0-0	.000	0-0	.000	1-2	.500	1	0	1	0.2	2	0	1	0	0	0	1	0.2		
32	HOLMES, Rashad	3-0	03:25	1.1	0-0	.000	0-0	.000	0-0	.000	0	0	0	0.0	0	0	0	1	0	0	0	0.0		
20	ROBINSON III, Larry	3-0	21:50	7.3	0-8	.000	0-5	.000	0-0	.000	1	0	1	0.3	2	0	1	4	0	1	0	0.0		
Team											31	19	50					11						
Total		13	2600		356-778	.458	67-223	.300	155-213	.728	134	320	454	34.9	271	8	200	218	30	99	934	71.8		
Opponents		13	2600		347-747	.465	86-265	.325	190-276	.688	131	317	448	34.5	216	2	175	207	51	99	970	74.6		

#### Team Statistics

	UNO	OPP
<b>Scoring</b>	<b>934</b>	<b>970</b>
Points per game	71.8	74.6
Scoring margin	-2.8	-
<b>Field goals-att</b>	<b>356-778</b>	<b>347-747</b>
Field goal pct	.458	.465
<b>3 point fg-att</b>	<b>67-223</b>	<b>86-265</b>
3-point FG pct	.300	.325
3-pt FG made per game	5.2	6.6
<b>Free throws-att</b>	<b>155-213</b>	<b>190-276</b>
Free throw pct	.728	.688
F-Throws made per game	11.9	14.6
<b>Rebounds</b>	<b>454</b>	<b>448</b>
Rebounds per game	34.9	34.5
Rebounding margin	+0.5	-
<b>Assists</b>	<b>200</b>	<b>175</b>
Assists per game	15.4	13.5
<b>Turnovers</b>	<b>218</b>	<b>207</b>
Turnovers per game	16.8	15.9
Turnover margin	-0.8	-
Assist/turnover ratio	0.9	0.8
<b>Steals</b>	<b>99</b>	<b>99</b>
Steals per game	7.6	7.6
<b>Blocks</b>	<b>30</b>	<b>51</b>
Blocks per game	2.3	3.9
<b>Winning streak</b>	<b>3</b>	<b>-</b>
Home win streak	3	-
<b>Attendance</b>	<b>1911</b>	<b>3043</b>
Home games-Avg/Game	4-478	7-435
Neutral site-Avg/Game	-	2-40

#### Team Results

Date	Opponent		Score	Att.
11/26/2020	at BYU	L	61-86	0
11/29/2020	at Texas A&M	L	53-82	1114
12/02/2020	Louisiana	L	63-66	500
12/08/2020	vs Fla. National	W	74-57	42
12/09/2020	vs Campbell	L	70-79	38
12/10/2020	at Jacksonville	L	70-77	180
12/15/2020	at Louisiana	L	63-73	366
12/21/2020	at Rice	L	62-73	0
01/02/2021	at SFA	L	67-78	1035
01/06/2021	at Central Ark.	L	79-83	348
01/09/2021	Incarnate Word	W	86-64	425
01/16/2021	McNeese	W	99-84	486
01/20/2021	A&M-Corpus Christi	W	87-68	500





# NEW ORLEANS BASKETBALL

## OVERALL SEASON / CAREER STATISTICS



2020-21 New Orleans Men's Basketball  
Season/Career Statistics  
All games

Page 1/1  
as of Jan 21, 2021

### Summary

Player	Season Statistics										Career Statistics									
	GP-GS	MIN/G	FG%	3FG%	FT%	R/G	A/G	STL	BLK	PTS/G	GP-GS	MIN/G	FG%	3FG%	FT%	R/G	A/G	STL	BLK	PTS/G
BERZAT, Lamont	13-12	25.4	.386	.345	.773	2.6	3.0	13	0	8.1	90-44	18.6	.386	.325	.699	1.5	2.3	104	1	4.5
BOHANNON, Charles	5-0	2.6	.000	.000	.500	0.2	0.2	0	0	0.2	45-4	6.0	.368	.250	.733	0.6	0.5	3	0	1.4
CARSON, Rodney	13-4	21.7	.434	.306	.688	1.7	1.4	14	1	6.8	42-9	16.8	.392	.291	.745	1.5	0.9	28	4	4.3
DOUGHTY, Kmani	10-0	7.3	.261	.231	.875	1.3	0.2	5	1	2.2	10-0	7.3	.261	.231	.875	1.3	0.2	5	1	2.2
FREEMAN, Ahren	13-8	14.8	.553	.167	.429	2.5	1.0	4	6	4.3	35-10	15.7	.578	.167	.528	2.7	1.0	16	13	6.2
GREEN, Troy	13-13	32.4	.478	.292	.750	5.7	2.6	17	0	15.4	108-63	25.8	.451	.274	.746	3.4	2.6	121	17	10.6
HOLMES, Rashad	3-0	1.1	.000	.000	.000	0.0	0.0	0	0	0.0	3-0	1.1	.000	.000	.000	0.0	0.0	0	0	0.0
MARSHALL, Ladarius	12-2	16.3	.595	.000	.571	4.3	0.3	7	8	5.5	12-2	16.3	.595	.000	.571	4.3	0.3	7	8	5.5
MYERS, Jahmel	13-13	22.9	.473	.000	.625	4.0	2.0	12	7	5.2	74-37	20.4	.534	.389	.719	3.5	1.1	55	27	6.1
ROBINSON III, Larry	3-0	7.3	.000	.000	.000	0.3	0.3	1	0	0.0	33-0	8.8	.333	.268	.639	0.8	0.5	13	1	2.7
RODGERS, Jay	8-0	1.8	.000	.000	1.000	0.0	0.0	0	0	0.3	8-0	1.8	.000	.000	1.000	0.0	0.0	0	0	0.3
ROSSER, Damion	13-12	34.4	.525	.067	.846	7.3	2.8	15	7	15.7	86-57	24.3	.501	.159	.632	3.9	2.1	82	40	8.0
ST. HILAIRE, Derek	13-1	23.0	.382	.365	.818	2.0	1.9	11	0	8.9	13-1	23.0	.382	.365	.818	2.0	1.9	11	0	8.9
TONG, Bol	5-0	2.1	.500	.500	1.000	0.4	0.2	0	0	1.4	5-0	2.1	.500	.500	1.000	0.4	0.2	0	0	1.4

### Scoring

Player	Season Statistics								Career Statistics							
	FG-FGA	FG%	3FG-3FGA	3FG%	FT-FTA	FT%	PTS	PTS/G	FG-FGA	FG%	3FG-3FGA	3FG%	FT-FTA	FT%	PTS	PTS/G
BERZAT, Lamont	34-88	.386	20-58	.345	17-22	.773	105	8.1	134-347	.386	67-206	.325	72-103	.699	407	4.5
BOHANNON, Charles	0-0	.000	0-0	.000	1-2	.500	1	0.2	21-57	.368	8-32	.250	11-15	.733	61	1.4
CARSON, Rodney	33-76	.434	11-36	.306	11-16	.688	88	6.8	65-166	.392	16-55	.291	35-47	.745	181	4.3
DOUGHTY, Kmani	6-23	.261	3-13	.231	7-8	.875	22	2.2	6-23	.261	3-13	.231	7-8	.875	22	2.2
FREEMAN, Ahren	26-47	.553	1-6	.167	3-7	.429	56	4.3	93-161	.578	2-12	.167	28-53	.528	216	6.2
GREEN, Troy	77-161	.478	7-24	.292	39-52	.750	200	15.4	397-880	.451	34-124	.274	315-422	.746	1143	10.6
HOLMES, Rashad	0-0	.000	0-0	.000	0-0	.000	0	0.0	0-0	.000	0-0	.000	0-0	.000	0	0.0
MARSHALL, Ladarius	25-42	.595	0-0	.000	16-28	.571	66	5.5	25-42	.595	0-0	.000	16-28	.571	66	5.5
MYERS, Jahmel	26-55	.473	0-1	.000	15-24	.625	67	5.2	173-324	.534	7-18	.389	97-135	.719	450	6.1
ROBINSON III, Larry	0-8	.000	0-5	.000	0-0	.000	0	0.0	28-84	.333	11-41	.268	23-36	.639	90	2.7
RODGERS, Jay	0-2	.000	0-0	.000	2-2	1.000	2	0.3	0-2	.000	0-0	.000	2-2	1.000	2	0.3
ROSSER, Damion	85-162	.525	1-15	.067	33-39	.846	204	15.7	279-557	.501	7-44	.159	127-201	.632	692	8.0
ST. HILAIRE, Derek	42-110	.382	23-63	.365	9-11	.818	116	8.9	42-110	.382	23-63	.365	9-11	.818	116	8.9
TONG, Bol	2-4	.500	1-2	.500	2-2	1.000	7	1.4	2-4	.500	1-2	.500	2-2	1.000	7	1.4

### Totals

Player	Season Statistics									Career Statistics								
	O-REB	D-REB	TOTAL	PF	FO	A	TO	A/TO		O-REB	D-REB	TOTAL	PF	FO	A	TO	A/TO	
BERZAT, Lamont	4	30	34	37	2	39	24	1.6		22	114	136	173	3	209	111	1.9	
BOHANNON, Charles	1	0	1	2	0	1	0	0.0		6	19	25	21	0	22	19	1.2	
CARSON, Rodney	9	13	22	22	1	18	7	2.6		31	32	63	69	2	37	36	1.0	
DOUGHTY, Kmani	6	7	13	20	0	2	11	0.2		6	7	13	20	0	2	11	0.2	
FREEMAN, Ahren	6	26	32	34	2	13	29	0.4		33	62	95	91	5	34	62	0.5	
GREEN, Troy	15	59	74	37	2	34	40	0.9		89	275	364	280	5	284	236	1.2	
HOLMES, Rashad	0	0	0	0	0	0	1	0.0		0	0	0	0	0	0	1	0.0	
MARSHALL, Ladarius	22	30	52	18	0	3	12	0.3		22	30	52	18	0	3	12	0.3	
MYERS, Jahmel	13	39	52	32	1	26	20	1.3		91	168	259	202	7	79	97	0.8	
ROBINSON III, Larry	1	0	1	2	0	1	4	0.3		11	17	28	29	0	18	19	0.9	
RODGERS, Jay	0	0	0	1	0	0	3	0.0		0	0	0	1	0	0	3	0.0	
ROSSER, Damion	20	75	95	36	0	37	29	1.3		114	218	332	190	2	184	157	1.2	



# NEW ORLEANS BASKETBALL

## CONFERENCE ONLY SEASON / CAREER STATISTICS



2020-21 New Orleans Men's Basketball  
Season/Career Statistics  
In Conference games

Page 1/1  
as of Jan 21, 2021

### Summary

Player	Season Statistics										Career Statistics									
	GP-GS	MIN/G	FG%	3FG%	FT%	R/G	A/G	STL	BLK	PTS/G	GP-GS	MIN/G	FG%	3FG%	FT%	R/G	A/G	STL	BLK	PTS/G
BERZAT, Lamont	5-5	24.6	.375	.321	.750	1.4	2.8	6	0	9.0	29-17	20.8	.389	.347	.682	1.6	2.4	31	0	5.3
BOHANNON, Charles	5-0	2.6	.000	.000	.500	0.2	0.2	0	0	0.2	17-4	8.1	.348	.308	.833	0.5	0.5	2	0	1.5
CARSON, Rodney	5-4	27.1	.484	.231	.727	2.6	2.4	8	0	8.2	24-9	18.3	.378	.200	.813	1.5	0.8	17	3	4.1
DOUGHTY, Kmani	3-0	7.0	.000	.000	.875	0.3	0.0	2	0	2.3	3-0	7.0	.000	.000	.875	0.3	0.0	2	0	2.3
FREEMAN, Ahren	5-1	10.6	.636	.000	1.000	1.8	0.6	1	3	3.0	17-2	14.6	.618	.200	.522	2.6	1.1	5	6	5.7
GREEN, Troy	5-5	31.2	.477	.250	.643	5.2	3.2	7	0	14.6	43-24	30.0	.446	.281	.738	3.7	3.3	55	9	12.3
HOLMES, Rashad	3-0	1.1	.000	.000	.000	0.0	0.0	0	0	0.0	3-0	1.1	.000	.000	.000	0.0	0.0	0	0	0.0
MARSHALL, Ladarius	5-1	13.0	.647	.000	.545	3.6	0.4	4	4	5.6	5-1	13.0	.647	.000	.545	3.6	0.4	4	4	5.6
MYERS, Jahmel	5-5	23.2	.524	.000	.750	4.4	2.2	9	3	6.2	43-25	22.9	.587	.462	.721	3.9	1.1	42	16	7.2
RODGERS, Jay	4-0	1.6	.000	.000	1.000	0.0	0.0	0	0	0.5	4-0	1.6	.000	.000	1.000	0.0	0.0	0	0	0.5
ROSSER, Damion	5-4	35.5	.559	.125	.900	9.0	3.0	10	2	19.0	23-21	31.0	.511	.118	.662	4.9	2.7	37	19	10.4
ST. HILAIRE, Derek	5-0	25.5	.509	.519	.833	1.2	2.0	3	0	15.0	5-0	25.5	.509	.519	.833	1.2	2.0	3	0	15.0
TONG, Bol	3-0	1.2	1.000	1.000	.000	0.3	0.3	0	0	1.7	3-0	1.2	1.000	1.000	.000	0.3	0.3	0	0	1.7

### Scoring

Player	Season Statistics								Career Statistics							
	FG-FGA	FG%	3FG-3FGA	3FG%	FT-FTA	FT%	PTS	PTS/G	FG-FGA	FG%	3FG-3FGA	3FG%	FT-FTA	FT%	PTS	PTS/G
BERZAT, Lamont	15-40	.375	9-28	.321	6-8	.750	45	9.0	49-126	.389	25-72	.347	30-44	.682	153	5.3
BOHANNON, Charles	0-0	.000	0-0	.000	1-2	.500	1	0.2	8-23	.348	4-13	.308	5-6	.833	25	1.5
CARSON, Rodney	15-31	.484	3-13	.231	8-11	.727	41	8.2	34-90	.378	5-25	.200	26-32	.813	99	4.1
DOUGHTY, Kmani	0-5	.000	0-4	.000	7-8	.875	7	2.3	0-5	.000	0-4	.000	7-8	.875	7	2.3
FREEMAN, Ahren	7-11	.636	0-1	.000	1-1	1.000	15	3.0	42-68	.618	1-5	.200	12-23	.522	97	5.7
GREEN, Troy	31-65	.477	2-8	.250	9-14	.643	73	14.6	184-413	.446	16-57	.281	144-195	.738	528	12.3
HOLMES, Rashad	0-0	.000	0-0	.000	0-0	.000	0	0.0	0-0	.000	0-0	.000	0-0	.000	0	0.0
MARSHALL, Ladarius	11-17	.647	0-0	.000	6-11	.545	28	5.6	11-17	.647	0-0	.000	6-11	.545	28	5.6
MYERS, Jahmel	11-21	.524	0-0	.000	9-12	.750	31	6.2	121-206	.587	6-13	.462	62-86	.721	310	7.2
RODGERS, Jay	0-1	.000	0-0	.000	2-2	1.000	2	0.5	0-1	.000	0-0	.000	2-2	1.000	2	0.5
ROSSER, Damion	38-68	.559	1-8	.125	18-20	.900	95	19.0	94-184	.511	2-17	.118	49-74	.662	239	10.4
ST. HILAIRE, Derek	28-55	.509	14-27	.519	5-6	.833	75	15.0	28-55	.509	14-27	.519	5-6	.833	75	15.0
TONG, Bol	2-2	1.000	1-1	1.000	0-0	.000	5	1.7	2-2	1.000	1-1	1.000	0-0	.000	5	1.7

### Totals

Player	Season Statistics									Career Statistics								
	O-REB	D-REB	TOTAL	PF	FO	A	TO	A/TO		O-REB	D-REB	TOTAL	PF	FO	A	TO	A/TO	
BERZAT, Lamont	0	7	7	16	1	14	6	2.3		10	35	45	69	2	70	32	2.2	
BOHANNON, Charles	1	0	1	2	0	1	0	0.0		3	5	8	12	0	8	7	1.1	
CARSON, Rodney	5	8	13	13	1	12	3	4.0		17	19	36	50	2	20	25	0.8	
DOUGHTY, Kmani	0	1	1	4	0	0	0	0.0		0	1	1	4	0	0	0	0.0	
FREEMAN, Ahren	0	9	9	12	1	3	6	0.5		15	29	44	47	4	18	26	0.7	
GREEN, Troy	9	17	26	14	1	16	11	1.5		42	115	157	119	2	142	106	1.3	
HOLMES, Rashad	0	0	0	0	0	0	1	0.0		0	0	0	0	0	0	1	0.0	
MARSHALL, Ladarius	9	9	18	5	0	2	5	0.4		9	9	18	5	0	2	5	0.4	
MYERS, Jahmel	5	17	22	12	1	11	6	1.8		58	109	167	132	7	48	62	0.8	
RODGERS, Jay	0	0	0	0	0	0	2	0.0		0	0	0	0	0	0	2	0.0	
ROSSER, Damion	11	34	45	12	0	15	12	1.3		41	71	112	59	1	61	60	1.0	
ST. HILAIRE, Derek	0	6	6	11	0	10	11	0.9		0	6	6	11	0	10	11	0.9	
TONG, Bol	0	1	1	2	0	1	1	1.0		0	1	1	2	0	1	1	1.0	



# NEW ORLEANS BASKETBALL

## HOME SEASON / CAREER STATISTICS



### 2020-21 New Orleans Men's Basketball Season/Career Statistics Home games

Page 1/1  
as of Jan 21, 2021

#### Summary

Player	Season Statistics										Career Statistics									
	GP-GS	MIN/G	FG%	3FG%	FT%	R/G	A/G	STL	BLK	PTS/G	GP-GS	MIN/G	FG%	3FG%	FT%	R/G	A/G	STL	BLK	PTS/G
BERZAT, Lamont	4-4	24.0	.364	.304	1.000	2.0	3.3	4	0	8.3	39-21	20.5	.385	.318	.702	1.5	3.1	55	0	5.2
BOHANNON, Charles	3-0	1.8	.000	.000	.500	0.0	0.3	0	0	0.3	22-2	7.1	.429	.278	.727	0.8	0.8	3	0	2.0
CARSON, Rodney	4-3	24.5	.667	.455	.800	2.0	2.3	5	0	10.3	17-4	16.2	.523	.421	.750	1.7	1.2	11	2	5.2
DOUGHTY, Kmani	2-0	3.1	.000	.000	.000	0.5	0.0	1	0	0.0	2-0	3.1	.000	.000	.000	0.5	0.0	1	0	0.0
FREEMAN, Ahren	4-2	11.6	.636	.000	1.000	2.0	1.0	1	4	3.8	15-2	15.6	.648	.167	.655	2.7	1.2	7	5	7.5
GREEN, Troy	4-4	31.5	.462	.286	.833	5.3	3.0	6	0	13.8	47-27	24.3	.441	.302	.776	3.1	2.8	59	9	9.3
HOLMES, Rashad	3-0	1.1	.000	.000	.000	0.0	0.0	0	0	0.0	3-0	1.1	.000	.000	.000	0.0	0.0	0	0	0.0
MARSHALL, Ladarius	4-0	15.7	.579	.000	.571	4.8	0.5	4	5	6.5	4-0	15.7	.579	.000	.571	4.8	0.5	4	5	6.5
MYERS, Jahmel	4-4	25.7	.409	.000	.625	6.0	2.5	6	3	5.8	33-16	21.7	.562	.455	.797	4.2	1.2	27	17	7.5
RODGERS, Jay	3-0	1.2	.000	.000	1.000	0.0	0.0	0	0	0.7	3-0	1.2	.000	.000	1.000	0.0	0.0	0	0	0.7
ROSSER, Damion	4-3	33.6	.547	.000	.867	9.8	3.8	7	2	17.8	36-22	23.0	.515	.050	.640	4.0	2.8	38	20	8.3
ST. HILAIRE, Derek	4-0	27.7	.543	.480	.500	1.5	2.0	4	0	15.8	4-0	27.7	.543	.480	.500	1.5	2.0	4	0	15.8
TONG, Bol	3-0	1.2	1.000	1.000	.000	0.3	0.3	0	0	1.7	3-0	1.2	1.000	1.000	.000	0.3	0.3	0	0	1.7

#### Scoring

Player	Season Statistics									Career Statistics								
	FG-FGA	FG%	3FG-3FGA	3FG%	FT-FTA	FT%	PTS	PTS/G		FG-FGA	FG%	3FG-3FGA	3FG%	FT-FTA	FT%	PTS	PTS/G	
BERZAT, Lamont	12-33	.364	7-23	.304	2-2	1.000	33	8.3		67-174	.385	35-110	.318	33-47	.702	202	5.2	
BOHANNON, Charles	0-0	.000	0-0	.000	1-2	.500	1	0.3		15-35	.429	5-18	.278	8-11	.727	43	2.0	
CARSON, Rodney	16-24	.667	5-11	.455	4-5	.800	41	10.3		34-65	.523	8-19	.421	12-16	.750	88	5.2	
DOUGHTY, Kmani	0-1	.000	0-1	.000	0-0	.000	0	0.0		0-1	.000	0-1	.000	0-0	.000	0	0.0	
FREEMAN, Ahren	7-11	.636	0-2	.000	1-1	1.000	15	3.8		46-71	.648	1-6	.167	19-29	.655	112	7.5	
GREEN, Troy	24-52	.462	2-7	.286	5-6	.833	55	13.8		154-349	.441	16-53	.302	111-143	.776	435	9.3	
HOLMES, Rashad	0-0	.000	0-0	.000	0-0	.000	0	0.0		0-0	.000	0-0	.000	0-0	.000	0	0.0	
MARSHALL, Ladarius	11-19	.579	0-0	.000	4-7	.571	26	6.5		11-19	.579	0-0	.000	4-7	.571	26	6.5	
MYERS, Jahmel	9-22	.409	0-1	.000	5-8	.625	23	5.8		91-162	.562	5-11	.455	59-74	.797	246	7.5	
RODGERS, Jay	0-1	.000	0-0	.000	2-2	1.000	2	0.7		0-1	.000	0-0	.000	2-2	1.000	2	0.7	
ROSSER, Damion	29-53	.547	0-7	.000	13-15	.867	71	17.8		121-235	.515	1-20	.050	55-86	.640	298	8.3	
ST. HILAIRE, Derek	25-46	.543	12-25	.480	1-2	.500	63	15.8		25-46	.543	12-25	.480	1-2	.500	63	15.8	
TONG, Bol	2-2	1.000	1-1	1.000	0-0	.000	5	1.7		2-2	1.000	1-1	1.000	0-0	.000	5	1.7	

#### Totals

Player	Season Statistics									Career Statistics								
	O-REB	D-REB	TOTAL	PF	FO	A	TO	A/TO		O-REB	D-REB	TOTAL	PF	FO	A	TO	A/TO	
BERZAT, Lamont	0	8	8	14	1	13	5	2.6		10	48	58	81	2	120	49	2.4	
BOHANNON, Charles	0	0	0	2	0	1	0	0.0		4	13	17	8	0	17	11	1.5	
CARSON, Rodney	3	5	8	8	0	9	1	9.0		16	13	29	29	0	20	18	1.1	
DOUGHTY, Kmani	0	1	1	2	0	0	1	0.0		0	1	1	2	0	0	1	0.0	
FREEMAN, Ahren	0	8	8	13	1	4	7	0.6		11	29	40	34	1	18	19	0.9	
GREEN, Troy	5	16	21	7	0	12	8	1.5		32	115	147	113	1	131	93	1.4	
HOLMES, Rashad	0	0	0	0	0	0	1	0.0		0	0	0	0	0	0	1	0.0	
MARSHALL, Ladarius	9	10	19	5	0	2	5	0.4		9	10	19	5	0	2	5	0.4	
MYERS, Jahmel	8	16	24	9	0	10	5	2.0		45	93	138	86	2	41	44	0.9	
RODGERS, Jay	0	0	0	0	0	0	0	0.0		0	0	0	0	0	0	0	0.0	
ROSSER, Damion	9	30	39	11	0	15	10	1.5		54	91	145	67	1	102	59	1.7	
ST. HILAIRE, Derek	1	5	6	7	0	8	11	0.7		1	5	6	7	0	8	11	0.7	
TONG, Bol	0	1	1	2	0	1	1	1.0		0	1	1	2	0	1	1	1.0	





# NEW ORLEANS BASKETBALL

## AWAY SEASON / CAREER STATISTICS



2020-21 New Orleans Men's Basketball  
Season/Career Statistics  
Away games

Page 1/1  
as of Jan 21, 2021

### Summary

Player	Season Statistics										Career Statistics									
	GP-GS	MIN/G	FG%	3FG%	FT%	R/G	A/G	STL	BLK	PTS/G	GP-GS	MIN/G	FG%	3FG%	FT%	R/G	A/G	STL	BLK	PTS/G
BERZAT, Lamont	7-6	25.9	.417	.419	.778	2.7	2.7	9	0	9.6	45-21	17.1	.390	.356	.744	1.5	1.6	45	1	4.0
BOHANNON, Charles	2-0	3.6	.000	.000	.000	0.5	0.0	0	0	0.0	21-2	5.2	.273	.214	.750	0.4	0.2	0	0	0.9
CARSON, Rodney	7-1	21.1	.333	.263	.500	1.6	1.1	9	1	5.0	23-5	17.1	.307	.233	.714	1.3	0.7	17	2	3.5
DOUGHTY, Kmani	6-0	8.9	.158	.250	.875	1.5	0.2	4	1	2.7	6-0	8.9	.158	.250	.875	1.5	0.2	4	1	2.7
FREEMAN, Ahren	7-4	15.7	.522	.333	.667	2.3	1.3	2	1	3.9	18-6	15.5	.519	.200	.429	2.6	0.9	8	7	5.0
GREEN, Troy	7-7	31.7	.442	.333	.677	5.3	2.6	8	0	13.3	54-32	26.8	.453	.258	.719	3.5	2.5	52	7	11.4
MARSHALL, Ladarius	7-2	15.9	.550	.000	.556	3.9	0.1	3	3	4.6	7-2	15.9	.550	.000	.556	3.9	0.1	3	3	4.6
MYERS, Jahmel	7-7	20.5	.519	.000	.643	2.6	1.1	5	2	5.3	36-19	19.6	.507	.286	.620	3.0	0.8	27	8	5.1
ROBINSON III, Larry	2-0	6.6	.000	.000	.000	0.5	0.5	0	0	0.0	14-0	7.0	.192	.000	1.000	0.6	0.4	6	0	1.0
RODGERS, Jay	4-0	2.4	.000	.000	.000	0.0	0.0	0	0	0.0	4-0	2.4	.000	.000	.000	0.0	0.0	0	0	0.0
ROSSER, Damion	7-7	35.2	.478	.167	.800	6.4	2.6	8	4	14.7	43-28	24.6	.469	.250	.629	3.7	1.6	41	17	7.5
ST. HILAIRE, Derek	7-1	21.2	.277	.333	.889	2.0	2.0	5	0	6.1	7-1	21.2	.277	.333	.889	2.0	2.0	5	0	6.1
TONG, Bol	2-0	3.3	.000	.000	1.000	0.5	0.0	0	0	1.0	2-0	3.3	.000	.000	1.000	0.5	0.0	0	0	1.0

### Scoring

Player	Season Statistics									Career Statistics								
	FG-FGA	FG%	3FG-3FGA	3FG%	FT-FTA	FT%	PTS	PTS/G		FG-FGA	FG%	3FG-3FGA	3FG%	FT-FTA	FT%	PTS	PTS/G	
BERZAT, Lamont	20-48	.417	13-31	.419	14-18	.778	67	9.6		60-154	.390	31-87	.356	29-39	.744	180	4.0	
BOHANNON, Charles	0-0	.000	0-0	.000	0-0	.000	0	0.0		6-22	.273	3-14	.214	3-4	.750	18	0.9	
CARSON, Rodney	13-39	.333	5-19	.263	4-8	.500	35	5.0		27-88	.307	7-30	.233	20-28	.714	81	3.5	
DOUGHTY, Kmani	3-19	.158	3-12	.250	7-8	.875	16	2.7		3-19	.158	3-12	.250	7-8	.875	16	2.7	
FREEMAN, Ahren	12-23	.522	1-3	.333	2-3	.667	27	3.9		40-77	.519	1-5	.200	9-21	.429	90	5.0	
GREEN, Troy	34-77	.442	4-12	.333	21-31	.677	93	13.3		211-466	.453	17-66	.258	174-242	.719	613	11.4	
MARSHALL, Ladarius	11-20	.550	0-0	.000	10-18	.556	32	4.6		11-20	.550	0-0	.000	10-18	.556	32	4.6	
MYERS, Jahmel	14-27	.519	0-0	.000	9-14	.643	37	5.3		75-148	.507	2-7	.286	31-50	.620	183	5.1	
ROBINSON III, Larry	0-3	.000	0-2	.000	0-0	.000	0	0.0		5-26	.192	0-8	.000	4-4	1.000	14	1.0	
RODGERS, Jay	0-1	.000	0-0	.000	0-0	.000	0	0.0		0-1	.000	0-0	.000	0-0	.000	0	0.0	
ROSSER, Damion	43-90	.478	1-6	.167	16-20	.800	103	14.7		130-277	.469	5-20	.250	56-89	.629	321	7.5	
ST. HILAIRE, Derek	13-47	.277	9-27	.333	8-9	.889	43	6.1		13-47	.277	9-27	.333	8-9	.889	43	6.1	
TONG, Bol	0-2	.000	0-1	.000	2-2	1.000	2	1.0		0-2	.000	0-1	.000	2-2	1.000	2	1.0	

### Totals

Player	Season Statistics									Career Statistics								
	O-REB	D-REB	TOTAL	PF	FO	A	TO	A/TO		O-REB	D-REB	TOTAL	PF	FO	A	TO	A/TO	
BERZAT, Lamont	3	16	19	16	1	19	14	1.4		10	56	66	81	1	72	55	1.3	
BOHANNON, Charles	1	0	1	0	0	0	0	0.0		2	6	8	12	0	5	8	0.6	
CARSON, Rodney	4	7	11	10	1	8	3	2.7		13	18	31	36	2	16	15	1.1	
DOUGHTY, Kmani	5	4	9	14	0	1	8	0.1		5	4	9	14	0	1	8	0.1	
FREEMAN, Ahren	5	11	16	16	1	9	17	0.5		21	26	47	52	4	16	38	0.4	
GREEN, Troy	8	29	37	23	1	18	29	0.6		52	135	187	146	3	137	123	1.1	
MARSHALL, Ladarius	11	16	27	10	0	1	6	0.2		11	16	27	10	0	1	6	0.2	
MYERS, Jahmel	3	15	18	21	1	8	9	0.9		43	65	108	109	5	30	43	0.7	
ROBINSON III, Larry	1	0	1	2	0	1	2	0.5		6	2	8	13	0	6	9	0.7	
RODGERS, Jay	0	0	0	1	0	0	3	0.0		0	0	0	1	0	0	3	0.0	
ROSSER, Damion	10	35	45	20	0	18	14	1.3		53	104	157	101	1	69	85	0.8	
ST. HILAIRE, Derek	3	11	14	16	0	14	11	1.3		3	11	14	16	0	14	11	1.3	
TONG, Bol	0	1	1	1	0	0	0	0.0		0	1	1	1	0	0	0	0.0	



# NEW ORLEANS BASKETBALL

## NEUTRAL SITE SEASON / CAREER STATISTICS



2020-21 New Orleans Men's Basketball  
Season/Career Statistics  
Neutral games

Page 1/1  
as of Jan 21, 2021

### Summary

Player	Season Statistics										Career Statistics									
	GP-GS	MIN/G	FG%	3FG%	FT%	R/G	A/G	STL	BLK	PTS/G	GP-GS	MIN/G	FG%	3FG%	FT%	R/G	A/G	STL	BLK	PTS/G
BERZAT, Lamont	2-2	26.5	.286	.000	.500	3.5	3.5	0	0	2.5	6-2	18.7	.368	.111	.588	2.0	2.8	4	0	4.2
CARSON, Rodney	2-0	18.0	.308	.167	1.000	1.5	0.5	0	0	6.0	2-0	18.0	.308	.167	1.000	1.5	0.5	0	0	6.0
DOUGHTY, Kmani	2-0	6.8	1.000	.000	.000	1.5	0.5	0	0	3.0	2-0	6.8	1.000	.000	.000	1.5	0.5	0	0	3.0
FREEMAN, Ahren	2-2	18.0	.538	.000	.000	4.0	0.0	1	1	7.0	2-2	18.0	.538	.000	.000	4.0	0.0	1	1	7.0
GREEN, Troy	2-2	37.0	.594	.200	.867	8.0	2.0	3	0	26.0	7-4	28.7	.492	.200	.811	4.3	2.3	10	1	13.6
MARSHALL, Ladarius	1-0	21.4	1.000	.000	.667	6.0	0.0	0	0	8.0	1-0	21.4	1.000	.000	.667	6.0	0.0	0	0	8.0
MYERS, Jahmel	2-2	25.4	.500	.000	.500	5.0	4.0	1	2	3.5	5-2	18.8	.500	.000	.636	2.6	1.6	1	2	4.2
ROBINSON III, Larry	1-0	8.7	.000	.000	.000	0.0	0.0	1	0	0.0	4-0	10.9	.231	.333	.750	1.3	0.5	1	1	2.8
RODGERS, Jay	1-0	0.9	.000	.000	.000	0.0	0.0	0	0	0.0	1-0	0.9	.000	.000	.000	0.0	0.0	0	0	0.0
ROSSER, Damion	2-2	33.1	.684	.000	1.000	5.5	2.0	0	1	15.0	7-7	29.3	.622	.250	.615	4.3	1.9	3	3	10.4
ST. HILAIRE, Derek	2-0	19.8	.235	.182	.000	3.0	1.5	2	0	5.0	2-0	19.8	.235	.182	.000	3.0	1.5	2	0	5.0

### Scoring

Player	Season Statistics								Career Statistics							
	FG-FGA	FG%	3FG-3FGA	3FG%	FT-FTA	FT%	PTS	PTS/G	FG-FGA	FG%	3FG-3FGA	3FG%	FT-FTA	FT%	PTS	PTS/G
BERZAT, Lamont	2-7	.286	0-4	.000	1-2	.500	5	2.5	7-19	.368	1-9	.111	10-17	.588	25	4.2
CARSON, Rodney	4-13	.308	1-6	.167	3-3	1.000	12	6.0	4-13	.308	1-6	.167	3-3	1.000	12	6.0
DOUGHTY, Kmani	3-3	1.000	0-0	.000	0-0	.000	6	3.0	3-3	1.000	0-0	.000	0-0	.000	6	3.0
FREEMAN, Ahren	7-13	.538	0-1	.000	0-3	.000	14	7.0	7-13	.538	0-1	.000	0-3	.000	14	7.0
GREEN, Troy	19-32	.594	1-5	.200	13-15	.867	52	26.0	32-65	.492	1-5	.200	30-37	.811	95	13.6
MARSHALL, Ladarius	3-3	1.000	0-0	.000	2-3	.667	8	8.0	3-3	1.000	0-0	.000	2-3	.667	8	8.0
MYERS, Jahmel	3-6	.500	0-0	.000	1-2	.500	7	3.5	7-14	.500	0-0	.000	7-11	.636	21	4.2
ROBINSON III, Larry	0-5	.000	0-3	.000	0-0	.000	0	0.0	3-13	.231	2-6	.333	3-4	.750	11	2.8
RODGERS, Jay	0-0	.000	0-0	.000	0-0	.000	0	0.0	0-0	.000	0-0	.000	0-0	.000	0	0.0
ROSSER, Damion	13-19	.684	0-2	.000	4-4	1.000	30	15.0	28-45	.622	1-4	.250	16-26	.615	73	10.4
ST. HILAIRE, Derek	4-17	.235	2-11	.182	0-0	.000	10	5.0	4-17	.235	2-11	.182	0-0	.000	10	5.0

### Totals

Player	Season Statistics								Career Statistics							
	O-REB	D-REB	TOTAL	PF	FO	A	TO	A/TO	O-REB	D-REB	TOTAL	PF	FO	A	TO	A/TO
BERZAT, Lamont	1	6	7	7	0	7	5	1.4	2	10	12	11	0	17	7	2.4
CARSON, Rodney	2	1	3	4	0	1	3	0.3	2	1	3	4	0	1	3	0.3
DOUGHTY, Kmani	1	2	3	4	0	1	2	0.5	1	2	3	4	0	1	2	0.5
FREEMAN, Ahren	1	7	8	5	0	0	5	0.0	1	7	8	5	0	0	5	0.0
GREEN, Troy	2	14	16	7	1	4	3	1.3	5	25	30	21	1	16	20	0.8
MARSHALL, Ladarius	2	4	6	3	0	0	1	0.0	2	4	6	3	0	0	1	0.0
MYERS, Jahmel	2	8	10	2	0	8	6	1.3	3	10	13	7	0	8	10	0.8
ROBINSON III, Larry	0	0	0	0	0	0	2	0.0	1	4	5	2	0	2	3	0.7
RODGERS, Jay	0	0	0	0	0	0	0	0.0	0	0	0	0	0	0	0	0.0
ROSSER, Damion	1	10	11	5	0	4	5	0.8	7	23	30	22	0	13	13	1.0
ST. HILAIRE, Derek	2	4	6	4	0	3	4	0.8	2	4	6	4	0	3	4	0.8



# NEW ORLEANS BASKETBALL

## LAST TIME ON THE FLOOR



Official Basketball Box Score - Final  
**A&M-Corpus Christi at New Orleans**  
 01/20/21 Kiefer Lakefront Arena, New Orleans  
 2020-21 Men's Basketball

Game Time: 7:00 PM  
 Game Duration: 1:53  
 Attendance: 500

Officials: Earl Lennie, Garrett Theriot, Cody Vincent

A&M-Corpus Christi - 68

Record: 3-8 (0-2)

NO.	Name	Min	FG M-A	3P M-A	FT M-A	Rebounds OR DR TOT	Fouls PF FD	TP	AS	TO	ST	Blocks BS BA	+/-
10	Perry Francois	F 21:08	2-6	0-0	0-1	1 0 1	3 3	4	2	0	0	3 1	-8
3	Jalen White	G 24:21	4-10	0-0	2-3	1 5 6	2 2	10	2	4	0	0 3	-14
12	Peyton Smith	G 12:45	0-2	0-1	1-2	0 1 1	3 1	1	2	1	0	0 0	-9
22	Simeon Fryer	G 18:50	2-5	1-3	1-2	0 1 1	0 2	6	1	1	0	1 0	-9
32	Nolan Bertain	G 37:46	6-12	3-9	0-0	0 6 6	1 0	15	1	2	1	0 0	-16
2	Myles Smith	26:18	4-7	2-3	1-2	2 6 8	2 4	11	1	4	3	0 0	-19
13	De'Lazarus Keys	24:50	4-10	0-0	0-1	0 3 3	3 1	8	2	2	0	0 0	-13
0	Cyrie Coates	03:34	0-0	0-0	0-0	0 0 0	0 0	0	0	0	0	0 0	-7
23	Jalen Myers	13:06	1-4	1-2	0-0	3 2 5	2 0	3	2	4	0	1 0	1
14	Eden Davis	13:33	2-4	0-0	4-4	2 1 3	1 3	8	3	0	1	0 0	3
24	Kerry Richardson	03:49	1-2	0-0	0-2	1 0 1	0 2	2	0	1	0	0 1	-4
Team						1 0 1		0		0			
<b>Totals</b>			26-62	7-18	9-17	11 25 36	17 18	68	16	19	5	5 5	-19

Shooting By Period		
1 <sup>st</sup> FG%	12-23	52.2%
3PT%	3-7	42.9%
FT%	4-5	80%
2 <sup>nd</sup> FG%	14-39	35.9%
3PT%	4-11	36.4%
FT%	5-12	41.7%
GM FG%	26-62	41.9%
3PT%	7-18	38.9%
FT%	9-17	52.9%

Dead Ball Rebounds: 2, 0

Technical Fouls::NONE

New Orleans - 87

Record: 4-9 (3-2)

NO.	Name	Min	FG M-A	3P M-A	FT M-A	Rebounds OR DR TOT	Fouls PF FD	TP	AS	TO	ST	Blocks BS BA	+/-
4	Jahmel Myers	F 26:43	4-6	0-0	2-4	2 8 10	1 5	10	3	1	2	2 1	18
1	Damion Rosser	G 31:30	5-10	0-2	5-6	1 10 11	3 5	15	3	3	3	0 0	4
2	Lamont Berzat	G 27:00	4-7	2-4	2-2	0 0 0	2 1	12	4	1	1	0 0	1
3	Troy Green	G 30:20	6-13	1-2	0-0	0 4 4	1 1	13	5	1	1	0 1	18
24	Rodney Carson	G 31:14	6-9	1-4	1-1	0 1 1	2 1	14	1	0	3	0 0	26
10	Derek St. Hilaire	23:51	2-8	1-3	1-2	0 1 1	3 2	6	1	3	0	0 1	9
11	Ahren Freeman	11:45	3-4	0-0	0-0	0 1 1	5 0	6	0	1	1	1 0	1
23	Ladarius Marshall	10:55	4-8	0-0	0-0	2 4 6	1 0	8	2	0	2	2 1	13
0	Jay Rodgers	01:24	0-1	0-0	2-2	0 0 0	0 1	2	0	0	0	0 1	1
5	Charles Bohannon	01:24	0-0	0-0	1-2	0 0 0	0 1	1	0	0	0	0 0	1
13	Kmani Doughty	01:24	0-0	0-0	0-0	0 0 0	0 0	0	0	0	0	0 0	1
21	Bol Tong	01:24	0-0	0-0	0-0	0 1 1	0 0	0	0	0	0	0 0	1
32	Rashad Holmes	01:06	0-0	0-0	0-0	0 0 0	0 0	0	0	1	0	0 0	1
Team						4 1 5		0		1			
<b>Totals</b>			34-66	5-15	14-19	9 31 40	18 17	87	19	12	13	5 5	19

Shooting By Period		
1 <sup>st</sup> FG%	19-35	54.3%
3PT%	3-8	37.5%
FT%	7-8	87.5%
2 <sup>nd</sup> FG%	15-31	48.4%
3PT%	2-7	28.6%
FT%	7-11	63.6%
GM FG%	34-66	51.5%
3PT%	5-15	33.3%
FT%	14-19	73.7%

Dead Ball Rebounds: 3, 0

Technical Fouls::NONE

	AMCC	UNO
Biggest lead	3 (1 <sup>st</sup> 19:43)	22 (1 <sup>st</sup> 5:40)
Best Scoring Run	9 (1 <sup>st</sup> 3:03)	16 (1 <sup>st</sup> 13:10)
Lead Changes	1	
Times Tied	0	
Time with Lead	02:05	37:38

	AMCC	UNO
Points from		
Turnovers	12	28
Paint	26	48
Second Chance	5	17
Fast Breaks	16	15
Bench	32	23

Period by Period Scoring			
	1st	2nd	TOT
AMCC	31	37	68
UNO	48	39	87



# NEW ORLEANS BASKETBALL

## LAST TIME AGAINST NICHOLLS

Official Basketball Box Score -- Game Totals -- Final Statistics  
 New Orleans vs Nicholls St.  
 02/29/20 3:00 pm at Thibodaux, LA



New Orleans 68 • 8-20,4-14 Southl

#	Player		Total	3-Ptr	Rebounds			PF	TP	A	TO	Blk	Stl	Min
			FG-FGA	FG-FGA	FT-FTA	Off	Def	Tot						
10	GATES, Gerrale	f	3-5	0-0	0-0	1	0	1	0	6	1	1	0	16
15	KEY, Jaylen	f	2-4	0-0	1-2	0	2	2	3	5	0	1	0	19
04	ROBINSON, Bryson	g	4-11	3-8	7-8	1	7	8	1	18	5	3	0	33
23	FREEMAN, Ahren	g	2-6	0-0	1-4	2	1	3	2	5	0	3	0	21
24	CARSON, Rodney	g	1-4	0-0	0-0	0	2	2	2	2	0	0	0	19
00	BROWN, Raquan		1-5	1-3	0-0	1	1	2	2	3	0	1	0	16
02	BERZAT, Lamont		2-2	0-0	1-1	0	0	0	3	5	0	0	0	16
03	GREEN, Troy		6-13	1-3	6-7	1	5	6	2	19	3	3	0	34
11	MYERS, Jahmel		2-4	0-0	1-2	0	0	0	1	5	0	0	0	24
21	RIEK, Bol		0-0	0-0	0-0	0	0	0	0	0	0	0	0	2
Team						1	2	3						
Totals			23-54	5-14	17-24	7	20	27	16	68	9	12	0	200
FG % 1st Half: 12-30 40.0% 2nd half: 11-24 45.8% Game: 23-54 42.6% 3FG % 1st Half: 2-6 33.3% 2nd half: 3-8 37.5% Game: 5-14 35.7% FT % 1st Half: 5-9 55.6% 2nd half: 12-15 80.0% Game: 17-24 70.8%														Deadball Rebounds 3

Nicholls St. 92 • 20-10,14-5 South

#	Player		Total	3-Ptr	Rebounds			PF	TP	A	TO	Blk	Stl	Min
			FG-FGA	FG-FGA	FT-FTA	Off	Def	Tot						
02	D'Angelo Hunter	f	4-8	1-4	1-1	0	6	6	2	10	2	0	0	22
23	Elvis Harvey Jr.	f	7-13	1-2	1-1	5	3	8	3	16	0	0	1	25
04	Tom Clement	g	1-4	1-3	2-2	2	0	2	0	5	1	1	0	8
21	Brandon Moore Jr.	g	2-6	1-1	0-0	2	2	4	0	5	0	1	0	17
22	Dexter McClanahan	g	6-11	3-6	0-0	0	3	3	1	15	3	2	1	28
03	Kevin Johnson		5-9	3-6	2-2	0	1	1	2	15	4	3	0	25
11	Jeremiah Buford		0-1	0-1	0-0	0	1	1	0	0	0	0	0	6
13	Andre Jones		4-6	1-2	1-2	0	1	1	2	10	4	0	0	19
14	Lorenzo McGhee		0-2	0-1	2-2	1	1	2	0	2	1	1	0	13
15	Tyrease Terrell		0-2	0-1	0-0	0	0	0	1	0	0	0	0	2
25	Warith Alatishe		3-5	0-0	2-2	3	6	9	2	8	2	1	0	23
35	Ryghe Lyons		3-5	0-0	0-2	1	3	4	4	6	1	0	1	12
Team						4	1	5			1			
Totals			35-72	11-27	11-14	18	28	46	17	92	18	10	3	200
FG % 1st Half: 20-34 58.8% 2nd half: 15-38 39.5% Game: 35-72 48.6% 3FG % 1st Half: 6-13 46.2% 2nd half: 5-14 35.7% Game: 11-27 40.7% FT % 1st Half: 6-9 66.7% 2nd half: 5-5 100.0% Game: 11-14 78.6%														Deadball Rebounds 2

Officials: Beau Melancon, Earl Lennie, Matthew Martinez  
 Technical fouls: New Orleans-None. Nicholls St.-Kevin Johnson.  
 Attendance: 737  
 2019-20 Men's Basketball. Round: 0. New Orleans vs Nicholls St.. Played at Dav

Score by periods	1st	2nd	Total
New Orleans	31	37	68
Nicholls St.	52	40	92

	In	Off	2nd	Fast	
Points	Paint	T/O	Chance	Break	Bench
UNO	28	13	5	25	32
NICHST	42	20	16	7	41

Last FG - UNO 2nd-00:30, NICHST 2nd-01:44.  
 Largest lead - UNO None, NICHST by 36 2nd-04:48.  
 UNO led for 00:00. NICHST led for 39:44. Game was tied for 00:16.

Score tied - 0 times.  
 Lead changed - 0 times.



# NEW ORLEANS BASKETBALL

## TRENDS AND STARTING LINEUPS

### STARTING LINEUPS THIS SEASON

DATE	OPPONENT	G	G	G/F	G/F	F/C
11/26	@ BYU	Berzat	Rosser	Green	Myers	Freeman
11/29	@ Texas A&M	Berzat	Rosser	Green	Myers	Freeman
12/2	Louisiana	Berzat	Rosser	Green	Myers	Freeman
12/8	vs. Florida National	Berzat	Rosser	Green	Myers	Freeman
12/9	vs. Campbell	Berzat	Rosser	Green	Myers	Freeman
12/10	@ Jacksonville	Rosser	Green	St. Hilaire	Myers	Freeman
11/2/15	@ Louisiana	Berzat	Rosser	Green	Myers	Freeman
12/21	@ Rice	Berzat	Rosser	Green	Myers	Marshall
1/2	@ Stephen F. Austin	Berzat	Rosser	Green	Myers	Marshall
1/6	@ Central Arkansas	Berzat	Carson	Green	Rosser	Myers
1/9	UIW	Berzat	Carson	Green	Rosser	Myers
1/16	McNeese	Berzat	Carson	Green	Freeman	Myers
1/20	Texas A&M-CC	Berzat	Rosser	Green	Myers	Freeman
1/23	@ Nicholls					
1/27	@ Northwestern State					
1/30	@ Southeastern					
2/6	Stephen F. Austin					
2/10	Central Arkansas					
2/13	@ UIW					
2/20	@ McNeese					
2/24	@ Texas A&M-CC					
2/27	Nicholls					
3/3	Northwestern State					
3/6	Southeastern					

### RECORDS BY STARTING LINEUP

#	STARTERS (ALPHABETICAL ORDER)	RECORD	HOME	AWAY	NEUTRAL
1	Berzat, Green, Freeman, Myers, Rosser	1-5	0-1	0-3	1-1
2	Green, Freeman, Myers, Rosser, St. Hilaire	0-1	0-0	0-1	0-0
3	Berzat, Green, Marshall, Myers, Rosser	0-2	0-0	0-2	0-0
4	Berzat, Carson, Green, Rosser, Myers	2-1	2-0	0-1	0-0
5	Berzat, Carson, Green, Freeman, Myers	1-0	1-0	0-0	0-0

### SEASON TRENDS

LOCATION	OVERALL	SLC
At Home	3-1	3-0
On The Road	0-7	0-2
At Neutral Site	1-1	0-0
<b>AT HALFTIME</b>		
Leads At Halftime	4-4	3-1
Trails At Halftime	0-5	0-1
Tied At Halftime	0-0	0-0
<b>WITH TWO-MINUTES LEFT</b>		
Leads With 2:00	4-1	3-0
Trails With 2:00	0-8	0-2
Tied With 2:00	0-0	0-0
<b>REBOUNDING</b>		
Has More Rebounds	4-3	3-1
Opp. Has More Rebounds	0-5	0-1
Rebounds Are Tied	0-1	0-0
<b>FIELD GOAL PERCENTAGE</b>		
Shoots Higher FG Pct	3-2	2-0
Opp. Shoots Higher FG Pct	1-7	1-2
FG Pct. Is Tied	0-0	0-0
Hits Less Than 40% Of FGs	0-5	0-2
Hits 40-49.9% Of FGs	1-3	1-0
Hits 50-59.9% Of FGs	2-1	1-0
Hits 60% Or Better FGs	1-0	1-0
Opp. Hits Less Than 40% Of FGs	1-2	0-0
Opp. Hits 40-49.9% Of FGs	2-3	2-0
Opp. Hits 50-59.9% Of FGs	1-3	1-2
Opp. Hits 60% Or Better FGs	0-1	0-0
<b>FIELD GOALS MADE</b>		
Has More FGs	4-2	3-0
Opp. Has More FGs	0-5	0-2
FGs Are Tied	0-1	0-0
<b>FREE THROWS</b>		
Shoots Higher FT Pct	3-4	2-1
Opp. Shoots Higher FT Pct	1-3	1-1
FT Pct. Is Tied	0-0	0-0
Shoots More FTs	1-2	0-1
Opp. Shoots More FTs	1-6	2-0
FTs Are Tied	0-0	0-0
Makes More FTs	3-2	2-1
Opp. Makes More FTs	1-5	1-0
FTs Made Are Tied	0-0	0-0
At Least 70% From FT Line	3-3	2-1
50-69% From FT Line	2-3	1-0
Below 50% From FT Line	0-0	0-0
<b>THREE POINT FIELD GOALS</b>		
Makes More 3FGs	1-4	1-1
Opp. Makes More 3FGs	3-4	2-1
3FGs Are Tied	0-0	0-0
<b>ASSISTS</b>		
Has More Assists	3-4	2-0
Opp. Has More Assists	1-3	1-1
Assists Are Tied	0-2	0-1
<b>STEALS</b>		
Has More Steals	2-3	2-2
Opp. Has More Steals	0-6	0-0
Steals Are Tied	1-1	1-0
<b>BLOCKS</b>		
Has More Blocks	1-1	0-0
Opp. Has More Blocks	1-7	1-2
Blocks Are Tied	2-1	2-0
<b>PLAYERS IN DOUBLE-FIGURES</b>		
1 Player Scores 10-Plus	0-0	0-0
2 Players Score 10-Plus	0-4	0-1
3 Players Score 10-Plus	3-3	2-0
4 Players Score 10-Plus	0-2	0-1
5 Players Score 10-Plus	1-0	1-0
6 Players Score 10-Plus	0-0	0-0
7 Players Score 10-Plus	0-0	0-0
<b>POINTS SCORED</b>		
Scores 40-49 Points	0-0	0-0
Scores 50-59 Points	0-1	0-0
Scores 60-69 Points	0-5	0-1
Scores 70-79 Points	1-3	0-1
Scores 80-89 Points	3-0	3-0
Scores 90-99 Points	1-0	1-0
Scores 100+ Points	0-0	0-0
<b>DAY/NIGHT/WEEKDAY/WEEKEND</b>		
Plays At Night	2-5	2-1
Plays During The Day	1-6	0-1
Plays On Weekdays	2-5	1-1
Plays On Weekends	2-3	2-1
<b>UNIFORMS</b>		
In Blues	0-5	0-2
In Silvers	0-3	0-0
In White	1-1	0-0
In Mardi Gras	3-0	3-0





# NEW ORLEANS BASKETBALL

## NCAA AND SOUTHLAND RANKINGS

THROUGH JANUARY 21

### TEAM STATISTICS

	NCAA	SLC	#
3-pt Field Goal Attempts (340 ranked)	228	9	223
Assist Turnover Ratio (340 ranked)	215	6	0.92
Assists Per Game (340 ranked)	73	6	15.4
Blocked Shots Per Game (340 ranked)	270	11	2.3
Defensive Rebounds per Game (340 ranked)	250	8	24.62
Fewest Fouls (340 ranked)	309	9	271
Fewest Turnovers (340 ranked)	315	8	218
Field-Goal Percentage (340 ranked)	106	4	45.8
Field-Goal Percentage Defense (340 ranked)	289	8	46.5
Free Throw Attempts (340 ranked)	194	11	213
Free Throws Made (340 ranked)	177	9	155
Free-Throw Percentage (340 ranked)	94	3	72.8
Offensive Rebounds Per Game (340 ranked)	157	8	10.31
Personal Fouls Per Game (340 ranked)	313	11	20.8
Rebound Margin (340 ranked)	187	6	0.5
Scoring Defense (340 ranked)	270	8	74.6
Scoring Margin (340 ranked)	248	7	-2.8
Scoring Offense (340 ranked)	187	9	71.8
Steals Per Game (340 ranked)	82	6	7.6
Three Pt FG Defense (340 ranked)	145	5	32.5
Three-Point Field Goals Per Game (340 ranked)	326	12	5.2
Three-Point Field-Goal Percentage (340 ranked)	292	11	30.0
Total 3-point FGM (340 ranked)	253	10	67
Total Assists (340 ranked)	76	6	200
Total Blocks (340 ranked)	228	11	30
Total Rebounds (340 ranked)	148	7	454
Total Rebounds Per Game (340 ranked)	210	8	34.92
Total Steals (340 ranked)	61	6	99
Turnover Margin (332 ranked)	214	7	-0.8
Turnovers Forced (340 ranked)	55	5	15.92
Turnovers Per Game (340 ranked)	318	8	16.8
Won-Lost Percentage (334 ranked)	268	7	30.8

### NCAA LEADER

	#	SOUTHLAND LEADER	#
San Francisco	523	Sam Houston	427
Iowa	2.06	McNeese	1.48
Iowa	20.9	McNeese	20.7
American	6.5	HBU	4.2
Alabama A&M	33.00	Central Arkansas	28.62
Loyola Maryland	35	Stephen F. Austin	213
Loyola Maryland	27	Nicholls	160
Gonzaga	55.3	Stephen F. Austin	54.1
Quinnipiac	35.8	Abilene Christian	38.5
Texas Tech	382	Sam Houston	364
Minnesota	289	Sam Houston	238
Colorado	84.2	Central Arkansas	74.9
Houston	16.15	Southeastern	12.50
Notre Dame	12.2	McNeese	17.2
Coastal Carolina	13.3	Stephen F. Austin	6.5
UAB	56.4	Abilene Christian	57.8
Baylor	24.8	Abilene Christian	15.6
Gonzaga	94.4	McNeese	86.9
Eastern Ky.	12.1	Abilene Christian	10.1
Alabama A&M	16.9	Texas A&M-CC	27.8
The Citadel	13.2	Sam Houston	9.5
Purdue Fort Wayne	43.9	McNeese	39.4
San Francisco	189	Sam Houston	162
Iowa	313	McNeese	290
Hampton	89	HBU	54
Utah St.	660	Sam Houston	647
Coastal Carolina	44.00	Central Arkansas	38.31
Eastern Ky.	182	Sam Houston	146
Abilene Christian	8.1	Abilene Christian	8.1
Abilene Christian	22.36	Abilene Christian	22.36
Villanova	8.0	Nicholls	13.3
6 teams tied	100.0	Stephen F. Austin	80.0

### INDIVIDUAL STATISTICS

	PLAYER	NCAA	SLC	#
3-pt Field Goal Attempts (350 ranked)	Derek St. Hilaire	260	12	63
	Lamont Berzat	350	14	58
Assist Turnover Ratio (350 ranked)	Lamont Berzat	210	9	1.62
Defensive Rebounds per Game (347 ranked)	Damion Rosser	92	4	5.77
	Troy Green	302	10	4.54
Double Doubles (278 ranked)	Damion Rosser	33	2	4
	Troy Green	278	11	1
	Jahmel Myers	278	11	1
Field-Goal Percentage (335 ranked)	Damion Rosser	91	4	52.5
	Troy Green	162	9	47.8
Free Throw Attempts (349 ranked)	Troy Green	230	10	52
Free Throws Made (341 ranked)	Troy Green	206	10	39
	Damion Rosser	341	12	33
Free-Throw Percentage (348 ranked)	Damion Rosser	78	2	84.6
	Troy Green	272	8	75
Minutes Per Game (350 ranked)	Damion Rosser	93	2	34:22
	Troy Green	251	6	32:25
Points Per Game (349 ranked)	Damion Rosser	201	5	15.7
	Troy Green	216	7	15.4
Rebounds Per Game (350 ranked)	Damion Rosser	150	4	7.3
Total 3-point FGM (334 ranked)	Derek St. Hilaire	267	11	23
Total Assists (334 ranked)	Lamont Berzat	277	12	39
	Damion Rosser	307	14	37
Total Field Goal Attempts (349 ranked)	Damion Rosser	113	5	162
	Troy Green	119	6	161
Total Field Goals Made (347 ranked)	Damion Rosser	56	3	85
	Troy Green	99	4	77
Total Minutes (350 ranked)	Damion Rosser	124	3	446:44
	Troy Green	210	6	421:26
Total Points (349 ranked)	Damion Rosser	136	5	204
	Troy Green	149	6	200
Total Rebounds (350 ranked)	Damion Rosser	112	6	95
	Troy Green	320	13	74
Total Steals (346 ranked)	Troy Green	230	13	17
	Damion Rosser	346	19	15

### NCAA LEADER

	#	SOUTHLAND LEADER	#
Rashad Williams, Oakland	159	Jairus Roberson, Northwestern State	130
Darius Brown II, CSUN	8.83	Braelon Bush, McNeese	2.75
Fardaws Aimaq, Utah Valley	10.1	KeyShawn Feazell, McNeese	7.91
Kofi Cockburn, Illinois	11	KeyShawn Feazell, McNeese	5
Asbjorn Midtgaard, Grand Canyon	73.1	Perry Francois, Texas A&M-CC	61.1
Trayce Jackson-Davis, Indiana	135	Keon Clergeot, Southeastern	107
Jalen Moore, Oakland	97	Keon Clergeot, Southeastern	81
Jack Ferguson, Colgate	100	Avery Sullivan, Lamar	89.8
Jalen Crutcher, Dayton	39:43	Keaston Willis, UIW	35:08
Luka Garza, Iowa	26.9	Zach Nutall, Sam Houston	20
		Keaston Willis, UIW	20
Fardaws Aimaq, Utah Valley	15.1	KeyShawn Feazell, McNeese	10.5
Kaiden Rice, The Citadel	58	Demarkus Lampley, Sam Houston	51
Jalen Moore, Oakland	130	A.J. Lawson, McNeese	78
Zach Nutall, Sam Houston	261	Zach Nutall, Sam Houston	261
Luka Garza, Iowa	150	Zach Nutall, Sam Houston	116
Jalen Moore, Oakland	616:55	Zach Nutall, Sam Houston	478:46
Luka Garza, Iowa	404	Zach Nutall, Sam Houston	340
Charles Bassey, Western Ky.	169	KeyShawn Feazell, McNeese	116
Jacob Gilyard, Richmond	48	Reggie Miller, Abilene Christian	33



# NEW ORLEANS BASKETBALL

## HEAD COACH MARK SLESSINGER



### PERSONAL INFORMATION

- Birthdate: May 2, 1974
- Native of Bloomington, Ind.
- 1996 graduate of Aurora with Bachelor of Science in physical education.
- Family includes: Toni Purvis (wife) and Nola, Holden and Beaux (children).

### SLESS' STARS



- For his entire career Coach Sless has been an avid supporter of Special Olympics. In addition to hosting multiple Special Olympics Basketball Clinics in his spare time, each Privateer home game has a "Sless' Star" - a young man or woman selected from Special Olympics to accompany the Privateers on the court during pregame and starting lineup introductions.

### CAREER HIGHLIGHTS AT UNO

- >> Named the 12th head coach in Privateers history on June 28, 2011.
- >> Has compiled a 125-159 (.440) record in over nine seasons with the Privateers. Slessinger has coached the most games in program history (284), and has the third-most wins (125).
- >> Has compiled a 64-69 (.489) record in the Southland Conference while coaching every Southland game in program history.
- >> Took over a UNO program set to transition to from Div. I to Div. II before a change to the University of Louisiana System, and new University President changed that decision and remained in Div. I.
- >> Has coached the Privateers to three national postseason appearances (2017 NCAA, 2018 CBI, 2019 CIT).
- >> Has compiled a 2-3 (.400) record in all postseason games (0-1 NCAA, 0-1 CIT, 1-1 CBI) and a 6-4 (.600) record in Southland Tournament games.
- >> Coached the Privateers to the 2016-2017 Southland Regular Season and Tournament Championships - first time in school history winning both regular season and conference tournament in the same season.
- >> Has led the Privateers to two appearances in the Southland Tournament Championship game (2017 & 2019).
- >> Coached the Privateers to a 70-54 victory over Washington State in 2016 - the program's first victory over over a Power Five program since a pair of wins over Colorado and #21 NC State in 2007, and the program's first victory over a PAC-12 school since 1998.
- >> Coached the Privateers to three-straight national postseason appearances for first time since in school history - it was the first time UNO had made back-to-back national postseason appearances since 1996-1997.

### CAREER PRIOR TO UNO

- >> Slessinger was an assistant coach at his alma mata (Aurora) for the 1995-1996 seasons before moving on to be an assistant coach at Central Michigan for the 1996-1997 season. In his lone season with the Chippewas, Coach Sless helped forward Charles Macon earn Honorable Mention All-Mid Atlantic honors after a season with 44 blocked shots, the 9th most in school history. After a coaching change, Slessinger moved on to become the head coach at Northland Pioneer Community College for two seasons. From 2000 to 2011, Coach Sless was the lead assistant and recruiting coordinator at Northwestern State under Demon's coach Mike McConathy. During his 11 seasons in Natchitoches, the Demons would win three Southland Championships, two appearances in the NCAA Tournament and defeat Power 5 schools four different times - the most notable being the 64-63 upset over the #3 seed Iowa Hawkeyes in the 2006 NCAA tournament.

### HEAD COACHING RECORD YEAR-BY-YEAR

YEAR	SCHOOL	OVERALL	CONFERENCE	SLC TOURNAMENT	POSTSEASON
1998-99	Northland Pioneer CC	8-10 (.444)	8-9 (.470)	n/a	None
1999-00	Northland Pioneer CC	17-13 (.567)	11-3 (.786)	n/a	None
2011-12	New Orleans	17-15 (.531)	Independent	None	None
2012-13	New Orleans	8-18 (.308)	Independent	None	None
2013-14	New Orleans	11-15 (.423)	8-10 (.444)	None	None
2014-15	New Orleans	11-18 (.379)	6-12 (.333)	#7 SLC (R1)	None
2015-16	New Orleans	10-20 (.333)	6-12 (.333)	#8 SLC (R1)	None
2016-17	New Orleans	20-12 (.625)	13-5 (.722)	#1 SLC (Champions)	#16 NCAA (First Four)
2017-18	New Orleans	16-17 (.485)	11-7 (.611)	#5 SLC (R2)	CBI (QF)
2018-19	New Orleans	19-14 (.594)	12-6 (.667)	#4 SLC (Finalists)	CIT (R1)
2019-20	New Orleans	9-21 (.300)	5-15 (.250)	None	None
2020-21	New Orleans	2-9 (.182)	3-2 (.600)	TBD	TBD
<b>UNO</b>	<b>9+ SEASONS</b>	<b>125-159 (.440)</b>	<b>64-69 (.489)</b>		
<b>CAREER</b>	<b>11+ SEASONS</b>	<b>150-182 (.451)</b>	<b>83-81 (.506)</b>		

## AWARDS AND HONORS

- >> 2016-17 Southland Conference Coach of the Year
- >> 2017 Allstate Sugar Bowl / Greater New Orleans Sports Hall of Fame Eddie Robinson Award
- >> 2017 Tommy Joe Eagles Memorial Louisiana Major College Coach of the Year
- >> 2017 Louisiana Sports Writers Association Coach of the Year
- >> 2017 NABC District 23 co-Coach of the Year
- >> 2019 Tommy Joe Eagles Memorial Louisiana Major College Coach of the Year

## STUDENT-ATHLETE DEVELOPMENT

- >> **14 PROFESSIONAL BASKETBALL PLAYERS**  
Kevin Brown, Tevin Broyles, Lovell Cook, Cory Dixon, Nate Frye, Kevin Hill, Issac Mack, Scott Plaisance, Bryson Robinson, Jorge Rosa, Travin Thibodaux, Erik Thomas, Michael Zeno
- >> **6 SOUTHLAND ALL-CONFERENCE SELECTIONS AT UNO**  
Cory Dixon (2013-14), Christavious Gill (2015-16, 2016-17), Erik Thomas (2016-17), Ezekiel Charles (2018-19), Bryson Robinson (2019-20)
- >> **3 ALL-LOUISIANA SELECTIONS (LSWA)**  
Lovell Cook (2011-2012), Erik Thomas (2016-17), Bryson Robinson (2019-20)
- >> **2 ALL-DISTRICT SELECTION (NABC)**  
Erik Thomas (2016-2017), Ezekiel Charles (2017-18)
- >> **1 PETE MARAVICH AWARD WINNER (LABC)**  
(Louisiana Major College Player of the Year)  
Erik Thomas (2016-2017)
- >> **1 ASSOCIATED PRESS ALL-AMERICAN (AP)**  
Erik Thomas (2016-2017)
- >> **1 SOUTHLAND CONFERENCE PLAYER OF THE YEAR**  
Erik Thomas (2016-2017)
- >> **1 SOUTHLAND CONFERENCE FRESHMAN OF THE YEAR**  
Gerrale Gates (2018-2019)

## MEMORABLE DATES AT UNO

- >> **NOV. 15, 2011**  
First victory at New Orleans (78-58 vs. Selma).
- >> **JAN. 9, 2014**  
First Southland victory (87-81 vs. ACU).
- >> **JUNE 30, 2014**  
Six-year extension announced by former Athletic Director Derek Morel.
- >> **MARCH 11, 2015**  
First SLC Tournament victory (82-73 vs. Nicholls).
- >> **DEC. 12, 2015**  
50th UNO victory (83-66 vs. Williams Baptist)
- >> **DEC. 3, 2016**  
Sless' first win over a Power 5 opponent (70-54 at Washington State).
- >> **MARCH 11, 2017**  
SLC Tournament Championship victory (68-65 vs. TAMU-CC)
- >> **MARCH 14, 2017**  
NCAA First Four (L 67-66 vs. Mount St. Mary's)
- >> **AUGUST 28, 2017**  
Seven-year extension announced by former Athletic Director Derek Morel.
- >> **MARCH 14, 2018**  
Hosted first postseason game at Lakefront Arena since March 16, 1994 (77-74 over UTRGV in CBI opening round).
- >> **NOVEMBER 14, 2018**  
Coached his 212th game at UNO (at UAB), passing Ron Greene for the most games coached in school history.
- >> **JANUARY 9, 2019**  
Won his 100th game at UNO - becoming the third coach in program history to reach the century mark 78-71 in overtime at Lamar.
- >> **MARCH 20, 2019**  
Hosted the program's second consecutive postseason opening round contest in the CIT against Texas Southern.
- >> **JUNE 27, 2019**  
Received a two-year extension to remain on the Lakefront until 2025-26.



# NEW ORLEANS BASKETBALL

## 2020-2021 QUICK FACTS

### 2020-2021 MEDIA INFORMATION

#### POST GAME INTERVIEWS

New Orleans head coach Mark Slessinger and requested players will be available to the media after each game following a customary 10-minute cooling down period. The Privateer locker room will not be open to the media. Each visiting team will set its own post-game policy.

#### INTERVIEW REQUESTS

All New Orleans players and coaches will be available throughout the 2020-2021 season for interviews with members of the media before or after practice and by **APPOINTMENT ONLY** through the Athletic Communications Office. It is important, however, that all requests for interviews be made through the New Orleans Athletic Communications Office and its director, Kelvin Queliz, at (917) 683-6517. This policy allows us to arrange a time that will not interfere with a student-athlete's academic schedule, which has top priority. No student-athlete's home phone number or cell phone number will be released to ensure each student-athlete's privacy away from the court.

#### CREDENTIALS

For a work credential for all home men's basketball games at Lakefront Arena, please email Queliz (kqueliz@uno.edu) with your name and affiliation. Please note: we reserve the right to deny a credential.

#### SOCIAL MEDIA

The official Privateers men's basketball accounts will have up to the minute coverage of men's hoops throughout the season. Please contact Queliz if you have any questions.

Facebook /PrivateersMBB  
Twitter @PrivateersMBB  
Instagram @privateersmbb  
YouTube /PrivateerAthletics

#### PHOTOS

All photos will be posted on UNOPrivateers.com. We will not sell photos but all photos will be available by contacting the Athletic Communications office.

#### PARKING

Parking is free for all UNO basketball games at Lakefront Arena. Media credentials will serve as parking passes for the arena's shell-covered access from the loading dock. For media needing special parking accommodations, contact UNO Athletic Communications.

#### DIRECTIONS TO LAKEFRONT ARENA

6801 Franklin Ave., New Orleans, La.

##### >> From the East (Slidell, Mississippi)

Take I-10 West towards New Orleans and take the Franklin Avenue exit (238A). The arena is located on the corner of Franklin Avenue and Lake Pontchartrain.

##### >> From the West (Metairie, Kenner, Baton Rouge)

Take I-10 East to I-610 towards Slidell. Take the Franklin Avenue exit (4) and turn left at the light. The arena is located on the corner of Franklin Avenue and Lake Pontchartrain.

##### >> From Downtown New Orleans

Take I-10 East to Slidell and take the Elysian Fields exit (237). Follow Elysian Fields Avenue approximately 4 miles and turn right onto Leon C. Simon Blvd. Follow Leon C. Simon Blvd.

#### ATHLETIC COMMUNICATIONS

MBB Contact Kelvin Queliz  
Office Room 100, Human Performance Center  
Office Phone (504) 280-6284  
Officer Fax (504) 280-3977  
Cell Phone (917) 683-6517  
Twitter @UNOPrivateers  
Instagram @unoprivateers  
Facebook /UNOPrivateers  
Website UNOPrivateers.com

## CLASSIFICATION & CONFERENCE HISTORY

YEARS	DIVISION	CONFERENCE
1969-1975	Div. II (Small College)	Independent
1975	Div. I	Independent
1976-1979	Div. I	Sun Belt
1980-1987	Div. I	Independent
1988-1991	Div. I	American South
1992-2010	Div. I	Sun Belt
2010-2011	Div. I (trans. to Div. III)	Independent
2011-2012	Div. I (trans. to Div. II)	Independent
2012-2013	Div. I	Independent
2013-Present	Div. I	Southland

**NOTES** - The Privateers **NEVER OFFICIALLY LEFT DIV. I** during the early 2010s. UNO was an affiliate member of the Gulf South Conference for tennis in 2011-12, and the Southland in 2012-13.

#### THE UNIVERSITY

Location	New Orleans, Louisiana
Enrollment	8,375
Founded	1958
Nickname	Privateers
Colors	Royal Blue & Silver
Affiliation	NCAA Division I
Conference	Southland
President	Dr. John Nicklow
>> Alma Mater	Bucknell '92

#### ATHLETIC DEPARTMENT

Vice President for Athletics and Recreation	Tim Duncan
>> Alma Mater	Memphis '92
Athletic Department Address	Human Performance Center 2000 Lakeshore Dr. New Orleans, La. 70148 (504) 280-6102 (504) 280-3977
Athletic Department Phone	
Athletic Department Fax	

#### MEN'S BASKETBALL HISTORY

First Season	1969-70
All-Time Record	834-655 (.560)
Conf. Season Championships	8
>> American South	4 - 1988, 1989, 1990, 1991
>> Sun Belt	3 - 1993, 1996, 1997
>> Southland	1 - 2017
Conf. Tournament Championships	4
>> Sun Belt	2 - 1978, 1996
>> American South	1 - 1990
>> Southland	1 - 2017
NCAA Appearances	5 - 1987, 1991, 1993, 1996, 2017
NIT Appearances	6 - 1983, 1988, 1989, 1990, 1994, 1997
CBI Appearances	1 - 2018
CIT Appearances	1 - 2019

#### ON THE LAKEFRONT (LAKEFRONT ARENA & HUMAN PERFORMANCE CENTER)

Year Opened	1983 (LFA), 1969 (HPC)
Capacity	8,785 (LFA), 1,760 (HPC)
Press Row Phone	(917) 683-6517
Home Record	524-177 (.748)
>> Lakefront Arena	355-189 (.653)
>> Record under Slessinger	82-41 (.667)

#### BASKETBALL STAFF

Head Coach	Mark Slessinger	
>> Alma Mater	Aurora '96	
>> Record at UNO	125-159 (.440)	10th Season
>> Career Record	150-182 (.451)	12th Season
Assistant Coach	Jody Bailey	6th Season
>> Alma Mater	Louisville '95	
Assistant Coach	Kris Arkenberg	10th Season
>> Alma Mater	IUPUI '09	
Assistant Coach	Jay Smith	2nd Season
>> Alma Mater	LSU-Alexandria '17	
Director of Operations	Cory Dixon	2nd Season
>> Alma Mater	New Orleans '14	
Strength & Conditioning Intern	Beaux Herbert	3rd Season
>> Alma Mater	Nicholls '15	
Graduate Manager	John Curtis Creed	2nd Season
>> Alma Mater	Centenary '19	
Video Coordinator	Bradley Feig	4th Season
>> Alma Mater	New Orleans '20	

#### LAST SEASON

Overall Record	9-21 (.300)
Southland Record (Finish)	5-15 (11th)
Final Ranking	Not Ranked
Postseason	None

#### 2020-2021 TEAM INFORMATION

Starters Returning/Lost	2/3	Green, Myers / Gates, Key, Robinson
Lettermen Returning/Lost	6/4	(R) Berzat, Bohannon, Carson Jr. Freeman, Green, Myers (L) Brown, Gates, Key, Robinson
Redshirts Returning	2	Doughty, Rosser
Newcomers	8	Bell, Bynum, Holmes, Marshall, St. Hilaire, Rodgers, Tong, Williams
Fr. / So. / Jr. / Sr. / Grad.		5 / 2 / 5 / 4 / 1



# NEW ORLEANS BASKETBALL

## AROUND THE SOUTHLAND

THROUGH JANUARY 14

### 2020-2021 STANDINGS

SCHOOL	SLC	PCT	HOME	AWAY	STREAK	OVR	PCT	HOME	AWAY	NEUTRAL	STREAK
Sam Houston	6-0	1.000	3-0	3-0	W6	12-5	0.706	8-0	4-4	0-1	W9
Stephen F. Austin	4-0	1.000	3-0	1-0	W4	8-2	0.800	7-0	1-2	0-0	W5
Nicholls	5-1	0.833	2-1	3-0	W5	7-5	0.583	2-1	3-4	2-0	W5
Abilene Christian	3-1	0.750	2-0	1-1	L1	11-3	0.786	7-0	1-3	3-0	L1
<b>NEW ORLEANS</b>	<b>3-2</b>	<b>0.600</b>	<b>3-0</b>	<b>0-2</b>	<b>W3</b>	<b>4-9</b>	<b>0.308</b>	<b>3-2</b>	<b>0-6</b>	<b>1-1</b>	<b>W3</b>
UIW	2-2	0.500	1-1	1-1	L1	5-6	0.455	4-2	1-4	0-0	L1
Southeastern La.	2-3	0.400	1-1	1-2	W1	4-10	0.286	1-1	3-9	0-0	W1
Central Arkansas	2-3	0.400	1-2	1-1	L3	3-10	0.231	2-2	1-8	0-0	L3
Lamar	1-3	0.250	1-0	0-3	L1	3-10	0.231	2-1	1-8	0-1	L1
Houston Baptist	1-4	0.200	1-2	0-2	L4	2-11	0.154	2-3	0-8	0-0	L4
Northwestern State	1-4	0.200	0-2	1-2	L2	2-14	0.125	1-3	1-10	0-1	L2
A&M-Corpus Christi	0-2	0.000	0-0	0-2	L2	3-8	0.273	3-2	0-5	0-1	L2
McNeese	0-5	0.000	0-3	0-2	L5	6-8	0.429	6-3	0-5	0-0	L5

### LEAGUE LEADERS

CATEGORY	NAME	SCHOOL	#
Points Per Game	Z. Nutall / K. Willis	Sam Houston / UIW	20.0
Field Goal Percentage	Perry Francois	Texas A&M-CC	.611
Three-Point Percentage	Pedro Castro	HBU	.574
Free-Throw Percentage	Avery Sullivan	Lamar	.898
Rebounds Per Game	KeyShawn Feazell	McNeese	10.5
Offensive Rebounds	Tristan Ikpe	Sam Houston	41
Assists Per Game	A.J. Lawson	McNeese	5.6
Steals Per Game	Reggie Miller	Abilene Christian	2.4
Blocked Shots Per Game	D. Muoka / R. Lyons	Lamar / Nicholls	1.7
Minutes Per Game	Keaston Willis	UIW	35.2

### THIS WEEK IN THE SOUTHLAND

DATE	GAME	TIME/SCORE	DATE	GAME	TIME/SCORE
1/20	Southeastern at McNeese	92-88	1/23	Central Arkansas at Abilene Christian	3:00 P.M.
1/20	Northwestern State at Stephen F. Austin	74-86	1/23	Northwestern State at Southeastern	4:00 P.M.
1/20	Nicholls at HBU	92-83	1/23	Lamar at Stephen F. Austin	4:30 P.M.
1/20	Abilene Christian at Sam Houston	57-64	1/23	Texas A&M-CC at UIW	6:30 P.M.
1/20	UIW at Lamar	Postponed	1/23	McNeese at HBU	7:00 P.M.

NOTE - Scores listed as away score-home score.

### PRESEASON POLL

#	SCHOOL	POINTS
1.	Stephen F. Austin (17)	278
2.	Abilene Christian (3)	254
3.	Sam Houston State	216
4.	Nicholls (1)	209
5.	Lamar (3)	199
6.	McNeese (2)	177
7.	Central Arkansas	153
8.	<b>NEW ORLEANS</b>	<b>132</b>
9.	Texas A&M-Corpus Christi	131
10.	Northwestern State	123
11.	Southeastern	68
12.	UIW	64
13.	Houston Baptist	24

### PRESEASON ALL-CONFERENCE

FIRST TEAM				
Rylan Bergersen	Sr.	G	UCA	
Dru Kruxhausen	Sr.	G	MCN	
Zach Nutall	Jr.	G	SHSU	
Gavin Kensmil	Sr.	F	SFA	
Joe Pleasant	Jr.	F	ACU	
SECOND TEAM				
Davion Buster	Jr.	G	LU	
<b>TROY GREEN</b>	<b>Sr.</b>	<b>G</b>	<b>UNO</b>	
Kevin Johnson	Sr.	G	NICH	
DeAndre Jones	Sr.	PG	UCA	
A.J. Lawson	Sr.	G	MCN	

### SOUTHLAND PLAYERS OF THE WEEK

WEEK	WINNER	POS	SCHOOL
Nov 30	Ty Gordon	G	Nicholls
Dec. 7	Gavin Kensmill	F	Stephen F. Austin
<b>DEC. 14</b>	<b>TROY GREEN</b>	<b>G</b>	<b>NEW ORLEANS</b>
Dec. 21	Zach Nutall	G	Sam Houston
Dec. 28	Keon Clergeot	G	Southeastern
Jan. 4	Darius Lee	G/F	HBU
Jan. 11	Demarkus Lampley	G	Sam Houston
Jan. 18	Zach Nutall	G	Sam Houston

### NOTABLE NONCONFERENCE WINS

DATE	SLC	OPPONENT	SCORE	CONF.
None				

### ASSOCIATED PRESS POLL

#	TEAM	RECORD	POINTS	PREV
1	Gonzaga (62)	14-0	1,598	1
2	Baylor (2)	12-0	1,538	2
3	Villanova	8-1	1,445	3
4	Iowa	12-2	1,420	5
5	Texas	11-2	1,289	4
6	Tennessee	10-1	1,242	10
7	Michigan	11-1	1,197	7
8	Houston	11-1	1,155	11
9	Kansas	10-3	1,072	6
10	Wisconsin	11-3	939	9
11	Creighton	10-3	833	8
12	Texas Tech	11-4	792	15
13	Virginia	9-2	778	18
14	West Virginia	9-4	732	13
15	Ohio State	11-3	631	21
16	Virginia Tech	11-2	536	20
17	Minnesota	11-4	507	23
18	Alabama	11-3	487	NR
19	Missouri	8-2	462	17
20	Clemson	9-2	354	12
21	Oregon	9-2	235	22
22	Illinois	9-5	232	14
23	Connecticut	7-1	209	25
24	UCLA	11-2	195	NR
25	Saint Louis	7-1	172	24

Others receiving votes: Louisville 155, Colorado 148, Oklahoma St. 119, Florida St. 112, Southern Cal 74, Duke 43, Drake 42, LSU 20, Boise St. 15, Xavier 7, Belmont 5, Michigan St. 3, Winthrop 3, Toledo 2, Utah St. 1, Purdue 1.

### USA TODAY COACHES POLL

#	TEAM	RECORD	POINTS	PREV.
1	Gonzaga (28)	14-0	772	1
2	Baylor (3)	12-0	747	2
3	Villanova	8-1	708	3
4	Iowa	12-2	659	8
5	Texas	11-2	612	4
6	Tennessee	10-1	598	10
7	Michigan	11-1	587	5
8	Houston	11-1	550	11
9	Kansas	10-3	490	7
10	Wisconsin	11-3	424	9
11	Creighton	10-3	372	6
12	Virginia	9-2	362	22
13	Texas Tech	11-4	327	15
14	Virginia Tech	11-2	274	20
15	West Virginia	9-4	272	14
16	Alabama	11-3	264	24
17	Minnesota	11-4	257	19
18	Ohio St.	11-3	234	NR
19	Missouri	8-2	228	16
20	UCLA	11-2	210	21
21	Oregon	9-2	189	17
22	Clemson	9-2	154	12
23	Colorado	11-3	111	NR
24	Illinois	9-5	110	13
25	Florida State	7-2	85	NR

Others receiving votes: Louisville 84; Connecticut 82; Saint Louis 66; Southern California 58; Oklahoma State 53; Duke 36; Boise St. 28; Drake 20; Xavier 16; Louisiana State 14; Richmond 9; Michigan St. 4; San Diego St. 3; Toledo 2; Belmont 2; Tulsa 1; Rutgers 1.

### COLLEGEINSIDER MID-MAJOR POLL

#	TEAM	RECORD	POINTS	PREV.
1	Gonzaga (31)	14-0	775	1
2	Winthrop	13-0	719	2
3	Drake	13-0	711	3
4	Furman	10-3	655	4
5	Belmont	14-1	638	5
6	<b>BYU</b>	<b>11-3</b>	<b>623</b>	<b>6</b>
7	Georgia State	8-2	535	9
8	Loyola Chicago	10-3	525	15
9	Liberty	12-5	491	7
10	South Dakota State	8-3	448	10
11	Missouri State	9-1	442	12
12	<b>ABILENE CHRISTIAN</b>	<b>11-2</b>	<b>410</b>	<b>13</b>
13	Toledo	11-4	399	11
14	Eastern Kentucky	12-2	397	18
15	Bowling Green	10-3	332	14
16	Saint Mary's	9-5	276	8
17	Southern Utah	10-2	271	16
18	Wright State	9-4	226	17
19	Sam Houston	11-5	155	NR
20	Southern Illinois	7-3	106	20
21	Texas State	9-4	98	NR
22	Siena	6-0	96	NR
23	Coastal Carolina	9-3	81	22
24	Navy	9-1	68	NR
25	<b>LOUISIANA</b>	<b>9-4</b>	<b>65</b>	<b>24</b>

OTHERS RECEIVING VOTES: Vermont 57, Bradley 56, San Francisco 54, New Mexico State 45, Little Rock 30, Bryant 28, Chattanooga 27, UMBC 26, Buffalo 24, Colgate 24, Mercer 22, Pacific 22, Cleveland State 21, Kent State 20, Santa Clara 16, **STEPHEN F. AUSTIN 12**, Loyola Marymount 11, UC Irvine 11, Grand Canyon 6, UC Riverside 5, Northeastern 4, UNCG 4, Montana State 2, Wofford 2, Akron 1, Appalachian State 1, Jacksonville 1, Ohio 1.





# NEW ORLEANS BASKETBALL

## THE LAST TIME / RECORD CHASERS

### THE LAST TIME THE PRIVATEERS...

<b>SCORED 100 POINTS</b>	W, 106-98 at HBU	1/15/20
<b>ALLOWED 100 POINTS</b>	L, 72-117 at Oklahoma State	11/16/16
<b>SCORED &lt; 60 POINTS</b>	<b>L, 53-83 at Texas A&amp;M</b>	<b>11/29/20</b>
<b>ALLOWED &lt; 60 POINTS</b>	<b>W, 74-57 vs. Florida National</b>	<b>12/8/20</b>
<b>WON BY 30 POINTS</b>	W, 103-59 vs. Williams Baptist	12/14/19
<b>LOST BY 30 POINTS</b>	L, 57-99 at #9/10 Memphis	12/28/19
<b>WON BY 20 POINTS</b>	<b>W, 86-64 vs. UIW</b>	<b>1/09/21</b>
<b>LOST BY 20 POINTS</b>	<b>L, 53-83 at Texas A&amp;M</b>	<b>11/29/20</b>
<b>SHOT 55% FROM FIELD</b>	<b>64.8% vs. UIW</b>	<b>1/09/21</b>
<b>MADE 20 FREE THROWS</b>	22 at BYU	11/26/2020
<b>MADE 10 3FG</b>	<b>11 vs. McNeese</b>	<b>1/16/2020</b>
<b>HAD 50 REBOUNDS</b>	<b>50 vs. Florida National</b>	<b>12/8/20</b>
<b>HAD 20 ASSISTS</b>	<b>28 vs. McNeese</b>	<b>1/16/21</b>
<b>HAD 10 STEALS</b>	<b>10 at Central Arkansas</b>	<b>1/6/21</b>
<b>HAD &lt; 10 TURNOVERS</b>	<b>8 at McNeese</b>	<b>1/16/21</b>
<b>FORCED 20 TURNOVERS</b>	21 vs. Nicholls	1/25/20
<b>PLAYED OVERTIME</b>	W, 81-73 at Northwestern State	2/6/19
<b>PLAYED DOUBLE OVERTIME</b>	W, 97-96 vs. North Texas	1/6/06
<b>PLAYED TRIPLE OVERTIME</b>	W, 96-94 vs. NJIT	1/21/14
<b>BEAT A RANKED TEAM (AP)</b>	W, 65-63 at #21 NC State	11/18/07
<b>ALL STARTERS SCORE 10+</b>	W, 86-78 vs. Central Arkansas	1/8/20
<b>NO OPPONENTS STARTERS SCORE 10+</b>	W, 74-53 vs. Nicholls	2/1/16

### THE LAST TIME A PRIVATEER...

<b>SCORED 25 POINTS</b>				
<b>HOME</b>	Derek St. Hilaire	33	<b>McNeese</b>	<b>1/16/21</b>
<b>AWAY</b>	Troy Green	25	at McNeese	<b>2/22/20</b>
<b>NEUTRAL</b>	<b>Troy Green</b>	<b>34</b>	<b>vs. Campbell^</b>	<b>12/9/20</b>
^ BSN Sport Dolphin Classic - Jacksonville, Fla.				
<b>SCORED 30 POINTS</b>				
<b>HOME</b>	Derek St. Hilaire	33	<b>McNeese</b>	<b>1/16/21</b>
<b>AWAY</b>	Ezekiel Charles	31	at Northwestern State	2/6/19
<b>NEUTRAL</b>	<b>Troy Green</b>	<b>34</b>	<b>vs. Campbell^</b>	<b>12/9/20</b>
^ BSN Sport Dolphin Classic - Jacksonville, Fla.				
<b>SCORED 40 POINTS</b>				
<b>HOME</b>	Jamie McNeilly	40	Denver	2/10/07
<b>AWAY</b>	Ledell Eackles	45	at Florida International	
<b>1/30/88</b>				
<b>NEUTRAL</b>	Never Accomplished			
<b>GRABBED 15 REBOUNDS</b>				
<b>HOME</b>	Travin Thibodeaux	15	Southeastern	3/3/16
<b>AWAY</b>	Erik Thomas	15	at Texas A&M-Corpus Christi	1/23/16
<b>NEUTRAL</b>	James Douglas	20	vs. Louisiana^	3/3/96
^ SBC Tournament - Little Rock				
<b>GRABBED 20 REBOUNDS</b>				
<b>HOME</b>	Ervin Johnson	24	Jacksonville	1/2/93
<b>AWAY</b>	DeWaune Wesley	20	at Texas-Pan American (UTRGV)	2/21/98
<b>NEUTRAL</b>	Ernest Stackhouse	20	vs. Southern	3/8/74
^ NCAA Tournament - Nashville				
<b>GRABBED 25 REBOUNDS</b>				
<b>HOME</b>	Lloyd Terry	25	Georgia State^	2/10/79
<b>AWAY</b>	Ervin Johnson	27	at Lamar	2/18/93
<b>NEUTRAL</b>	Never Accomplished			
^ Home record set at Mercedes-Benz Superdome.				
<b>HAD 10 ASSISTS</b>				
<b>HOME</b>	Lamont Berzat	11	Spring Hill	11/5/19
<b>AWAY</b>	Rarlenesee Nelson	10	at Duquesne	12/8/12
<b>NEUTRAL</b>	Rico Weaver	10	vs. Centenary^	12/9/77
^ Mercedes-Benz Superdome				
<b>HAD 15 ASSISTS</b>				
<b>HOME</b>	Jordan Crump	15	Wabash^	12/31/74
<b>AWAY</b>	Jordan Crump	17	at Savannah State	11/30/74
<b>NEUTRAL</b>	Never Accomplished			
^ Home record set at the Human Performance Center (Physical Education Building.)				
<b>DOUBLE-DOUBLES</b>				
<b>HOME</b>	Damion Rosser	18 pts, 10 rebs	Louisiana	12/2/20
<b>AWAY</b>	Damion Rosser	20 pts, 10 rebs	at Central Arkansas	1/6/21
<b>NEUTRAL</b>	<b>Troy Green</b>	<b>18 pts, 12 rebs</b>	<b>vs. Florida National^</b>	<b>12/8/20</b>
^ BSN Sport Dolphin Classic - Jacksonville, Fla.				
<b>TRIPLE-DOUBLES - ALL HOME</b>				
#1	Ervin Johnson	16 pts, 12 blks, 10 rebs	Texas A&M	12/19/92
#2	Carl Blair	13 pts, 11 asts, 10 rebs	HBU	12/5/09
#3	Travin Thibodeaux	11 asts, 10 pts, 10 rebs	Florida College	11/25/16

NOTE - Bold denotes this season.

## RECORD CHASERS

### CAREER POINTS

RANK	POINTS	NAME	YEARS
1	2,679	Bo McCalebb	2003-2008
2	1,900	Mel Henderson	1969-1973
3	1,608	Ervin Johnson	1989-1993
4	1,549	Nate Mills	1974-1978
5	1,507	Melvin Simon	1990-1994
6	1,358	Tory Walker	1997-2001
	1,358	Ledell Eackles	1986-1988
8	1,356	Christavious Gill	2013-2017
9	1,346	Wilbur Holland	1973-1975
10	1,311	John Harris	1981-1985
<b>19</b>	<b>1,143</b>	<b>TROY GREEN</b>	<b>2017-PRES.</b>

### CAREER FREE THROWS MADE

RANK	FTM	NAME	YEARS
1	610	Bo McCalebb	2003-2008
2	392	Mel Henderson	1969-1973
3	338	Melvin Simon	1990-1994
4	330	Ervin Johnson	1989-1993
5	324	Hector Romero	2001-2003
<b>6</b>	<b>315</b>	<b>TROY GREEN</b>	<b>2017-PRES.</b>
7	303	Nate Frye	2013-2017
8	296	Tony Harris	1988-1990
9	290	Christavious Gill	2013-2017
10	289	Gabe Corchiani	1984-1988

### CAREER ASSISTS

RANK	ASSISTS	NAME	YEARS
1	456	Gabe Corchiani	1984-1988
2	442	Terry Gill	1971-1974
3	403	Jordan Crump	1973-1978
4	391	A.J. Meredith	2000-2004
5	378	Bo McCalebb	2003-2008
6	364	Nate Mills	1974-1978
7	354	Jamie McNeilly	2004-2007
8	307	Duane Reboul	1969-1971
<b>9</b>	<b>284</b>	<b>TROY GREEN</b>	<b>2017-PRES.</b>
10	280	Corey Brown	1994-1998

### CAREER STEALS

RANK	STEALS	NAME	YEARS
1	250	Bo McCalebb	2003-2008
2	178	Gabe Corchiani	1984-1988
3	169	Christavious Gill	2013-2017
4	147	James Parlow	2004-2008
5	133	Tory Walker	1997-2001
6	132	Travin Thibodeaux	2014-2018
7	131	Sam Jones	1984-1988
8	128	Nate Frye	2013-2017
<b>9</b>	<b>121</b>	<b>TROY GREEN</b>	<b>2017-PRES.</b>
10	115	Ronnie Grandison	1985-1987

### CAREER GAMES PLAYED

RANK	GAMES	NAME	YEARS
1	128	Bo McCalebb	2003-2008
2	125	Ben Elias	2003-2008
3	124	Leonard Bennett	1988-1992
4	123	Ervin Johnson	1989-1993
5	122	Michael Zeno	2014-2018
6	120	Sam Jones	1984-1988
	120	Gabe Corchiani	1984-1988
8	119	Melvin Simon	1990-1994
9	117	Travin Thibodeaux	2014-2018
	117	A.J. Meredith	2000-2004
<b>22</b>	<b>108</b>	<b>TROY GREEN</b>	<b>2017-PRES.</b>





# NEW ORLEANS BASKETBALL

## SEASON / CAREER HIGHS I



### SEASON-HIGH

TOTAL	#	LAST AGAINST	DATE
2		Texas A&M-CC	1/20/21
None			
None			
2		Texas A&M-CC	1/20/21
None			
None			
None			
3	2x	Texas A&M-CC	1/20/21

POINTS  
FIELD GOALS  
3-POINTERS  
FREE THROWS  
REBOUNDS  
ASSISTS  
STEALS  
BLOCKS  
MINUTES

### CAREER-HIGH AT UNO

TOTAL	#	LAST AGAINST	DATE
2		Texas A&M-CC	1/20/21
None			
None			
2		Texas A&M-CC	1/20/21
None			
None			
None			
3	2x	Texas A&M-CC	1/20/21



### SEASON-HIGH

TOTAL	#	LAST AGAINST	DATE
23		at Jacksonville	12/9/20
11		at Jacksonville	12/9/20
1		at Central Arkansas	1/6/21
5		at BYU	11/26/20
11	2x	Texas A&M-CC	1/20/21
5	2x	Texas A&M-CC	1/20/21
4		at Stephen F. Austin	1/2/21
3		at Rice	12/21/20
40	2x	at Central Arkansas	1/6/21

POINTS  
FIELD GOALS  
3-POINTERS  
FREE THROWS  
REBOUNDS  
ASSISTS  
STEALS  
BLOCKS  
MINUTES

### CAREER-HIGH AT UNO

TOTAL	#	LAST AGAINST	DATE
23		at Jacksonville	12/9/20
11		at Jacksonville	12/9/20
1	7x	at Central Arkansas	1/6/21
6	4x	McNeese	1/12/19
11	2x	Texas A&M-CC	1/16/21
8	2x	Texas Southern	3/20/19
5		UIW	2/2/19
3	4x	at Rice	12/21/20
40	2x	at Central Arkansas	1/6/21



### SEASON-HIGH

TOTAL	#	LAST AGAINST	DATE
20		at Central Arkansas	1/6/21
6		at Central Arkansas	1/6/21
4		at Central Arkansas	1/6/21
5		at Louisiana	12/15/20
6		vs. Florida National	12/8/20
5	2x	vs. Florida National	12/8/20
4		at Central Arkansas	1/6/21
None			
35		at Louisiana	12/15/20

POINTS  
FIELD GOALS  
3-POINTERS  
FREE THROWS  
REBOUNDS  
ASSISTS  
STEALS  
BLOCKS  
MINUTES

### CAREER-HIGH AT UNO

TOTAL	#	LAST AGAINST	DATE
21		UTRGV	3/14/18
7		UTRGV	3/14/18
4	2x	at Central Arkansas	1/6/21
8		Texas A&M-CC	3/7/18
7		at McNeese	2/22/20
11		Spring Hill	11/5/19
4	7x	at Central Arkansas	1/6/21
1		at #9/10 Memphis	12/28/19
38	2x	Texas Southern	3/20/19



### SEASON-HIGH

TOTAL	#	LAST AGAINST	DATE
34		vs. Campbell	12/9/20
12		vs. Campbell	12/9/20
1	7x	Texas A&M-CC	1/21/20
9		vs. Campbell	12/9/20
12		vs. Florida National	12/8/20
5		Texas A&M-CC	1/20/21
2	5x	at Stephen F. Austin	1/2/21
None			
40		vs. Campbell	12/8/20

POINTS  
FIELD GOALS  
3-POINTERS  
FREE THROWS  
REBOUNDS  
ASSISTS  
STEALS  
BLOCKS  
MINUTES

### CAREER-HIGH AT UNO

TOTAL	#	LAST AGAINST	DATE
34		vs. Campbell	12/9/20
12		vs. Campbell	12/9/20
2		Stephen F. Austin	1/16/19
11		at #9/10 Memphis	12/28/19
12		vs. Florida National	12/8/20
8		at HBU	1/15/20
6		Nicholls	1/25/20
2		at Lamar	1/9/19
40	3x	vs. Campbell	12/9/10



### SEASON-HIGH

TOTAL	#	LAST AGAINST	DATE
10		Texas A&M-CC	1/20/21
4	2x	Texas A&M-CC	1/20/21
None			
4		at Central Arkansas	1/6/21
10		Texas A&M-CC	1/20/21
7		vs. Florida National	12/8/20
3		at Central Arkansas	1/6/21
2	2x	Texas A&M-CC	1/20/21
30	2x	UIW	1/9/21

POINTS  
FIELD GOALS  
3-POINTERS  
FREE THROWS  
REBOUNDS  
ASSISTS  
STEALS  
BLOCKS  
MINUTES

### CAREER-HIGH AT UNO

TOTAL	#	LAST AGAINST	DATE
20		at Southeastern	3/7/20
9		at Southeastern	3/7/20
1	7x	Texas A&M-CC	2/26/20
7		Spring Hill	11/05/19
12		Northwestern State	1/29/20
7		vs. Florida National	12/8/20
3	7x	at Central Arkansas	1/6/21
2	5x	Texas A&M-CC	1/20/21
38		Stephen F. Austin	1/4/20



### SEASON-HIGH

TOTAL	#	LAST AGAINST	DATE
1		Texas A&M-CC	1/20/21
None			
None			
1		Texas A&M-CC	1/20/21
1	2x	UIW	1/9/21
1		UIW	1/9/21
None			
None			
1		at Stephen F. Austin	1/2/21

POINTS  
FIELD GOALS  
3-POINTERS  
FREE THROWS  
REBOUNDS  
ASSISTS  
STEALS  
BLOCKS  
MINUTES

### CAREER-HIGH AT UNO

TOTAL	#	LAST AGAINST	DATE
18		Eureka	11/29/19
6		Eureka	11/29/19
3		Eureka	11/29/19
3		Eureka	11/29/19
3		Williams Baptist	12/14/18
3	2x	McNeese	1/19/20
1	3x	Stephen F. Austin	1/4/20
None			
36		McNeese	1/18/20



# NEW ORLEANS BASKETBALL

## SEASON / CAREER HIGHS II



### SEASON-HIGH

TOTAL	#	LAST AGAINST	DATE
33		McNeese	1/16/21
13		McNeese	1/16/21
7		McNeese	1/16/21
2	3x	at Central Arkansas	1/6/21
4		at Jacksonville	12/10/20
4	2x	McNeese	1/16/21
3		at Louisiana	12/15/20
None			
34		at Jacksonville	12/10/20

POINTS  
FIELD GOALS  
3-POINTERS  
FREE THROWS  
REBOUNDS  
ASSISTS  
STEALS  
BLOCKS  
MINUTES

### CAREER-HIGH AT UNO

TOTAL	#	LAST AGAINST	DATE
33		McNeese	1/16/21
13		McNeese	1/16/21
7		McNeese	1/16/21
2	3x	at Central Arkansas	1/6/21
4		at Jacksonville	12/10/20
4	2x	at Rice	1/16/21
3		at Louisiana	12/15/20
None			
34		at Jacksonville	12/10/20



### SEASON-HIGH

TOTAL	#	LAST AGAINST	DATE
12		vs. Florida National	12/8/20
6		vs. Florida National	12/8/20
1		at Rice	12/21/20
2		at BYU	11/26/20
7		vs. Florida National	12/8/20
4		at Texas A&M	11/29/20
1	3x	at Rice	12/21/20
1	3x	Texas A&M-CC	1/20/21
27		vs. Florida National	12/8/20

POINTS  
FIELD GOALS  
3-POINTERS  
FREE THROWS  
REBOUNDS  
ASSISTS  
STEALS  
BLOCKS  
MINUTES

### CAREER-HIGH AT UNO

TOTAL	#	LAST AGAINST	DATE
19		at HBU	1/15/20
9		at HBU	1/15/20
1	2x	at Rice	12/21/20
6		Eureka	11/29/19
8		at HBU	1/15/20
5		Central Arkansas	1/8/20
3	2x	at #9/10 Memphis	12/28/19
1	11x	Texas A&M-CC	1/20/21
32		Lamar	1/2/20



### SEASON-HIGH

TOTAL	#	LAST AGAINST	DATE
None			
None			
None			
None			
None			
None			
None			
None			
None			

POINTS  
FIELD GOALS  
3-POINTERS  
FREE THROWS  
REBOUNDS  
ASSISTS  
STEALS  
BLOCKS  
MINUTES

### CAREER-HIGH AT UNO

TOTAL	#	LAST AGAINST	DATE
None			
None			
None			
None			
None			
None			
None			
None			
None			



### SEASON-HIGH

TOTAL	#	LAST AGAINST	DATE
6	2x	vs. Florida National	12/8/20
3		vs. Florida National	12/8/20
2		at Texas A&M	11/29/20
4		at Stephen F. Austin	1/2/21
6		at Texas A&M	11/29/20
1	2x	at Jacksonville	12/10/20
2		at Texas A&M	11/29/20
2	2x	McNeese	1/16/21
14		at Texas A&M	11/29/20

POINTS  
FIELD GOALS  
3-POINTERS  
FREE THROWS  
REBOUNDS  
ASSISTS  
STEALS  
BLOCKS  
MINUTES

### CAREER-HIGH AT UNO

TOTAL	#	LAST AGAINST	DATE
6	2x	vs. Florida National	12/8/20
3		vs. Florida National	12/8/20
2		at Texas A&M	11/29/20
4		at Stephen F. Austin	1/2/21
6		at Texas A&M	11/29/20
1	2x	at Jacksonville	12/10/20
2		at Texas A&M	11/29/20
2	2x	McNeese	1/16/21
14		at Texas A&M	11/29/20



### SEASON-HIGH

TOTAL	#	LAST AGAINST	DATE
None			
None			
None			
None			
None			
None			
None			
None			
None			

POINTS  
FIELD GOALS  
3-POINTERS  
FREE THROWS  
REBOUNDS  
ASSISTS  
STEALS  
BLOCKS  
MINUTES

### CAREER-HIGH AT UNO

TOTAL	#	LAST AGAINST	DATE
None			
None			
None			
None			
None			
None			
None			
None			
None			



### SEASON-HIGH

TOTAL	#	LAST AGAINST	DATE
3		McNeese	1/16/21
1	2x	McNeese	1/16/21
1		McNeese	1/16/21
2		at BYU	11/26/20
1	2x	Texas A&M-CC	1/20/21
1	2x	Texas A&M-CC	1/20/21
None			
None			
4		at BYU	11/26/20

POINTS  
FIELD GOALS  
3-POINTERS  
FREE THROWS  
REBOUNDS  
ASSISTS  
STEALS  
BLOCKS  
MINUTES

### CAREER-HIGH AT UNO

TOTAL	#	LAST AGAINST	DATE
3		McNeese	1/16/21
1	2x	McNeese	1/16/21
1		McNeese	1/16/21
2		at BYU	11/26/20
1	2x	Texas A&M-CC	1/20/21
1	2x	Texas A&M-CC	1/20/21
None			
None			
4		at BYU	11/26/20



# NEW ORLEANS BASKETBALL

## SEASON / CAREER HIGHS III



**23**

**LADARIUS MARSHALL**

### SEASON-HIGH

TOTAL	#	LAST AGAINST	DATE
14		at Texas A&M	11/29/20
7		at Texas A&M	11/29/20
None			
3	3x	at Stephen F. Austin	1/2/21
7		Louisiana	12/2/20
2		Texas A&M-CC	1/20/21
2		Texas A&M-CC	1/20/21
2	3x	Texas A&M-CC	1/20/21
25		Louisiana	12/2/20

**POINTS**  
**FIELD GOALS**  
**3-POINTERS**  
**FREE THROWS**  
**REBOUNDS**  
**ASSISTS**  
**STEALS**  
**BLOCKS**  
**MINUTES**

### CAREER-HIGH AT UNO

TOTAL	#	LAST AGAINST	DATE
14		at Texas A&M	11/29/20
7		at Texas A&M	11/29/20
None			
3	3x	at Stephen F. Austin	1/2/21
7		Louisiana	12/2/20
2		Texas A&M-CC	1/20/21
2		Texas A&M-CC	1/20/21
2	3x	Texas A&M-CC	1/20/21
25		Louisiana	12/2/20



**24**

**RODNEY CARSON JR.**

### SEASON-HIGH

TOTAL	#	LAST AGAINST	DATE
15		at Rice	12/21/20
6	3x	Texas A&M-CC	1/20/21
3	2x	at Rice	12/21/20
4		at Stephen F. Austin	1/2/21
4		McNeese	1/16/21
5		McNeese	1/16/21
3	4x	Texas A&M-CC	1/20/21
1		at Rice	12/21/20
31		Texas A&M-CC	1/20/21

**POINTS**  
**FIELD GOALS**  
**3-POINTERS**  
**FREE THROWS**  
**REBOUNDS**  
**ASSISTS**  
**STEALS**  
**BLOCKS**  
**MINUTES**

### CAREER-HIGH AT UNO

TOTAL	#	LAST AGAINST	DATE
15		at Rice	12/21/20
6	4x	Texas A&M-CC	1/20/21
3	2x	at Rice	12/21/20
4	4x	at Stephen F. Austin	1/2/21
8		Eureka	11/29/19
5		McNeese	1/16/21
3	5x	Texas A&M-CC	1/20/21
2		at Southeastern	2/1/20
37		at Southeastern	2/1/20



**32**

**RASHAD HOLMES**

### SEASON-HIGH

TOTAL	#	LAST AGAINST	DATE
None			
None			
None			
None			
None			
None			
None			
None			
1	2x	Texas A&M-CC	1/20/21

**POINTS**  
**FIELD GOALS**  
**3-POINTERS**  
**FREE THROWS**  
**REBOUNDS**  
**ASSISTS**  
**STEALS**  
**BLOCKS**  
**MINUTES**

### CAREER-HIGH AT UNO

TOTAL	#	LAST AGAINST	DATE
None			
None			
None			
None			
None			
None			
None			
None			
1	2x	Texas A&M-CC	1/20/21



**33**

**D'ANTE BELL**

### SEASON-HIGH

TOTAL	#	LAST AGAINST	DATE
None			
None			
None			
None			
None			
None			
None			
None			
None			

**POINTS**  
**FIELD GOALS**  
**3-POINTERS**  
**FREE THROWS**  
**REBOUNDS**  
**ASSISTS**  
**STEALS**  
**BLOCKS**  
**MINUTES**










### CAREER-HIGH AT UNO

TOTAL	#	LAST AGAINST	DATE
None			
None			
None			
None			
None			
None			
None			
None			
None			



# NEW ORLEANS BASKETBALL

## BROADCAST ROSTER I

0		<b>JAY RODGERS</b> FR GUARD   6-3   185   COLUMBUS, OHIO GP/GS MIN PTS FG% 3FG% FT% REBS AST TO RATIO STL BLK 8/0 1.8 0.3 0.0 0.0 100.0 0.0 0.0 0.4 0.0 0.0 0.0 CAREER HIGHS 2 PTS, 0 FGM, 0 3FG, 0 FTM, 0 REB, 0 AST, 0 STL, 0 BLK, 3 MIN	<b>QUICK NOTES ON RODGERS</b> <ul style="list-style-type: none"><li>Has appeared in eight games off the bench, scored first points vs. TAMU-CC.</li><li>Father, Leon Rodgers, played at Northern Illinois before professional career overseas for 15 years.</li><li>Prefers Jay but first name is JaJuan.</li><li>Claims if "we get him in the kitchen, he'll get the team right."</li></ul>
1		<b>DAMION ROSSER   "ROSS-ER"</b> JR GUARD   6-4   220   McDONOUGH, GEORGIA GP/GS MIN PTS FG% 3FG% FT% REBS AST TO RATIO STL BLK 13/12 34.4 15.7 52.5 6.7 84.6 7.3 2.8 2.2 1.3 1.2 0.5 CAREER HIGHS 22 PTS, 11 FGM, 1 3FG, 6 FTM, 11 REB, 8 AST, 5 STL, 3 BLK, 38 MIN	<b>QUICK NOTES ON ROSSER</b> <ul style="list-style-type: none"><li>2nd in SLC in FT%, 4th in REB &amp; FG%, 5th in PPG, DBL-DBL in 3 of last 4 games. 4 DBL-DBL's this year is 2nd in SLC.</li><li>SAAC President. - Arts, Film &amp; Theatre major with aspirations of becoming an actor/entertainer.</li><li>Windmill dunk at Jacksonville (Dec. 10) was No. 3 on #SCtop10.</li></ul>
2		<b>LAMONT BERZAT   "LAH-MONT BUR-ZAHT"</b> SR GUARD   5-6   155   NEW ORLEANS, LOUISIANA GP/GS MIN PTS FG% 3FG% FT% REBS AST TO RATIO STL BLK 13/12 25.4 8.1 38.6 34.5 77.3 2.6 3.0 1.8 1.6 1.0 0.0 CAREER HIGHS 21 PTS, 7 FGM, 4 3FG, 8 FTM, 7 REB, 11 AST, 4 STL, 1 BLK, 38 MIN	<b>QUICK NOTES ON BERZAT</b> <ul style="list-style-type: none"><li>9th in the league in ast/to ratio - tied for 12th in total assists.</li><li>Started 12 of 13 games this season.</li><li>Referred to as "Coach Mont" or "The Little General" as an extension of the coaching staff.</li><li>Two-sport star at Landry Walker, earning a state title a wide receiver.</li></ul>
3		<b>TROY GREEN</b> SR GUARD   6-3   215   ST. ROSE, LOUISIANA GP/GS MIN PTS FG% 3FG% FT% REBS AST TO RATIO STL BLK 13/13 32.4 15.4 47.8 29.2 75.0 5.7 2.6 3.1 0.9 1.3 0.0 CAREER HIGHS 34 PTS, 12 FGM, 2 3FG, 11 FTM, 12 REB, 8 AST, 6 STL, 2 BLK, 40 MIN	<b>QUICK NOTES ON GREEN</b> <ul style="list-style-type: none"><li>Preseason All-Southland Second Team.</li><li>SLC and LSWA POW for Dec. 14.</li><li>34 points vs. Campbell the most by a Privateer since Christavious Gill in 2016.</li><li>7th in ppg in SLC, 9th in FG%, 8th in FT%, double-figure scoring in 11 of 13 games.</li><li>Ranks in the Top 10 in free throws, steals, assists in school history. (<a href="#">SEE PAGE 18</a>).</li></ul>
4		<b>JAHMEL MYERS   "JAH-MEL"</b> JR FORWARD   6-6   215   CAPE CORAL, FLORIDA GP/GS MIN PTS FG% 3FG% FT% REBS AST TO RATIO STL BLK 13/13 22.9 5.2 47.3 0.0 62.5 4.0 2.0 1.5 1.3 0.9 0.5 CAREER HIGHS 20 PTS, 9 FGM, 1 3FG, 7 FTM, 12 REB, 7 AST, 3 STL, 2 BLK, 38 MIN	<b>QUICK NOTES ON MYERS</b> <ul style="list-style-type: none"><li>Shot 61.7 percent from the field, second highest in the Southland in 2019-2020.</li><li>Dished career-high seven assists in win vs. Florida National (Dec. 8).</li><li>Switched to #4 after wearing #11 for two seasons.</li><li>Goes by "Jah."</li></ul>
5		<b>CHARLES BOHANNON</b> SR GUARD   6-0   205   AUSTIN, TEXAS GP/GS MIN PTS FG% 3FG% FT% REBS AST TO RATIO STL BLK 5/0 2.6 0.2 0.0 0.0 50.0 0.2 0.2 0.0 1.0 0.0 0.0 CAREER HIGHS 18 PTS, 6 FGM, 3 3FG, 3 FTM, 3 REB, 3 AST, 1 STL, 0 BLK, 36 MIN	<b>QUICK NOTES ON BOHANNON</b> <ul style="list-style-type: none"><li>Returned from last season's injury against SFA (Jan. 2).</li><li>Scored first point since Jan. 25, 2020 last game vs. TAMU-CC</li><li>Career-high 18 points vs. Eureka during Thanksgiving Weekend last season.</li><li>Mechanical Engineering Major.</li><li>Walk-On.</li></ul>
10		<b>DEREK ST. HILAIRE   "SAINT HILL-AIR"</b> GS GUARD   6-0   205   AUSTIN, TEXAS GP/GS MIN PTS FG% 3FG% FT% REBS AST TO RATIO STL BLK 13/1 23.0 8.9 38.2 36.5 81.8 2.0 1.9 2.0 1.0 0.8 0.0 CAREER HIGHS 33 PTS, 13 FGM, 7 3FG, 2 FTM, 4 REB, 3 AST, 2 STL, 0 BLK, 34 MIN	<b>QUICK NOTES ON ST. HILAIRE</b> <ul style="list-style-type: none"><li>Career-highs 33 pts, 13 made fg, 7 three-pointers earning Jan. 18 LSWA Player of the Week Honors vs. McNeese (Jan. 16).</li><li>Played in 63 games over two seasons at Jacksonville State.</li><li>Was born in Long Island, N.Y.</li><li>Pursuing a masters in higher education.</li></ul>
11		<b>AHREN FREEMAN   "AARON"</b> SO FORWARD   6-6   235   ORANGE PARK, FLORIDA GP/GS MIN PTS FG% 3FG% FT% REBS AST TO RATIO STL BLK 13/8 14.8 4.3 55.3 16.7 42.9 2.5 1.0 2.2 0.4 0.3 0.5 CAREER HIGHS 19 PTS, 9 FGM, 1 3FG, 6 FTM, 8 REB, 5 AST, 3 STL, 1 BLK, 32 MIN	<b>QUICK NOTES ON FREEMAN</b> <ul style="list-style-type: none"><li>Posted 10 points and six rebounds in at Jacksonville (Dec. 10).</li><li>Featured on SportsCenter's Top 10 Plays on Snapchat last year after dunk at #9/10 Memphis.</li><li>Wore #23 last season.</li><li>Trained in the offseason with Kmani Doughty.</li></ul>
12		<b>NORRIS WILLIAMS</b> FR GUARD   6-2   165   NEW ORLEANS, LOUISIANA GP/GS MIN PTS FG% 3FG% FT% REBS AST TO RATIO STL BLK 0/0 0.0 0.0 0.0 0.0 0.0 0.0 0.0 0.0 0.0 0.0 0.0 CAREER HIGHS 0 PTS, 0 FGM, 0 3FG, 0 FTM, 0 REB, 0 AST, 0 STL, 0 BLK, 0 MIN	<b>QUICK NOTES ON WILLIAMS</b> <ul style="list-style-type: none"><li>All-Metro team selection at Archbishop Hannan in Covington.</li><li>Two-time district MVP with over 1,000 points in prep career.</li><li>Business Administration major.</li><li>Walk-On.</li><li>Hidden talent: Singing.</li></ul>





# NEW ORLEANS BASKETBALL

## BROADCAST ROSTER II

13



KMANI DOUGHTY | “KAH-MAH-KNEE DOW-TEE”

RS-FR GUARD | 6-5 | 195 | BROOKLYN, NEW YORK

GP/GS	MIN	PTS	FG%	3FG%	FT%	REBS	AST	TO	RATIO	STL	BLK
10/0	7.3	2.2	26.1	23.1	87.5	1.3	0.2	1.1	0.2	0.5	0.1

CAREER HIGHS 6 PTS, 3 FGM, 2 3FG, 0 FTM, 6 REB, 1 AST, 2 STL, 1 BLK, 14 MIN

QUICK NOTES ON DOUGHTY

» Scored six points on two made threes and six rebounds at Texas A&M.


» Has appeared in 10 of 13 games off the bench this season.

» Redshirted last season.

» Born in Brooklyn, N.Y. before concluding his prep career in Melbourne, Fla.

» Plays guitar and piano.

15



TAMIR BYNUM | “TA-MEER BYE-NUM”

JR GUARD | 6-2 | 160 | HOUSTON, TEXAS

LAST SEASON AT PRAIRIE VIEW A&M

GP/GS	MIN	PTS	FG%	3FG%	FT%	REBS	AST	TO	RATIO	STL	BLK
18/0	9.8	2.8	43.2	11.1	61.1	0.9	0.9	0.7	1.3	0.3	0.1

CAREER HIGHS BEFORE UNO 10 PTS, 5 FGM, 1 3FG, 5 FTM, 3 REB, 6 AST, 2 STL, 1 BLK, 32 MIN


QUICK NOTES ON BYNUM

» Appeared in nine games for UTSA in 2018-2021 as a freshman, and 18 games for Prairie View A&M in 2019-2020.

» Comes from an athletic family: brother, Tyree played for Texas Southern, father, Reggie played Cheyney and in the CFL.

» Naturally right-handed, but shoots left-handed.

21



BOL TONG

JR FORWARD | 6-9 | 215 | KANSAS CITY, MISSOURI

GP/GS	MIN	PTS	FG%	3FG%	FT%	REBS	AST	TO	RATIO	STL	BLK
5/3	2.1	1.4	50.0	50.0	100.0	0.4	0.2	0.2	1.0	0.0	0.0

CAREER HIGHS 3 PTS, 1 FGM, 1 3FG, 2 FTM, 1 REB, 0 AST, 0 STL, 0 BLK, 4 MIN

QUICK NOTES ON TONG

» Scored in three of five games he's appeared in this season.

» Averaged 8.5 points, shot 41.1 percent from long distance, scored in double-figures 10 times with a high of 29 points at Hill Junior College last season.

» Believes there should be a law against pineapple on pizza.

23



LADARIUS MARSHALL “KRUNCHY”

JR FORWARD | 6-6 | 230 | JACKSON, MISSISSIPPI

GP/GS	MIN	PTS	FG%	3FG%	FT%	REBS	AST	TO	RATIO	STL	BLK
12/2	16.3	5.5	59.5	0.0	57.1	4.3	0.3	1.0	0.3	0.6	0.7

CAREER HIGHS 14 PTS, 7 FGM, 0 3FG, 3 FTM, 7 REB, 1 AST, 1 STL, 2 BLK, 25 MIN


QUICK NOTES ON MARSHALL

» Spent last season at Hinds after playing 11 games as a freshman for Southern Miss in 2017-2018.

» 2.5 blocks per game ranked among the top 25 in NJCAA last season.

» Ranked as high as No. 4 in Mississippi - three-stars rating by 247Sports.com.

24



RODNEY CARSON JR.

SR GUARD | 6-3 | 180 | AUSTIN, TEXAS

GP/GS	MIN	PTS	FG%	3FG%	FT%	REBS	AST	TO	RATIO	STL	BLK
13/4	21.7	6.8	43.4	30.6	68.8	1.7	1.4	0.5	2.6	1.1	0.1

CAREER HIGHS 15 PTS, 6 FGM, 3 3FG, 4 FTM, 8 REB, 3 AST, 3 STL, 2 BLK, 37 MIN

QUICK NOTES ON CARSON JR.

» Scored a career-high 15 points at Rice, matched career highs in FGS, 3PT, STL.

» Set career-high in assists vs. McNeese

» Appeared in 29 games as a true freshman last year, starting the last three.

» Has tattoo of father, Rodney Sr., on his chest, who passed away when he was younger - touches it prior to each game.

32



RASHAD HOLMES | “RAH-SHAD”

FR GUARD | 5-11 | 160 | NEW ORLEANS, LOUISIANA

GP/GS	MIN	PTS	FG%	3FG%	FT%	REBS	AST	TO	RATIO	STL	BLK
3/0	1.1	0.0	0.0	0.0	0.0	0.0	0.0	0.3	0.0	0.0	0.0

CAREER HIGHS 0 PTS, 0 FGM, 0 3FG, 0 FTM, 0 REB, 0 AST, 0 STL, 0 BLK, 1 MIN

QUICK NOTES ON HOLMES

» Made Privateer debut vs. UIW (Jan. 9) played one minute.


» Two-sport Athlete in high school (football and basketball) at John Curtis.

» Goes by “Shad”.

» Business administration major.

» Walk-On.

33



D'ANTE BELL | “DEE-AHN-TAY”

FR FORWARD | 6-9 | 225 | SHREVEPORT, LOUISIANA

GP/GS	MIN	PTS	FG%	3FG%	FT%	REBS	AST	TO	RATIO	STL	BLK
0/0	0.0	0.0	0.0	0.0	0.0	0.0	0.0	0.0	0.0	0.0	0.0

CAREER HIGHS 0 PTS, 0 FGM, 0 3FG, 0 FTM, 0 REB, 0 AST, 0 STL, 0 BLK, 0 MIN

QUICK NOTES ON BELL

» Three-time All-District selection at Bossier High School.

» As a senior averaged 11.9 points, 8.2 rebounds, and 2.5 blocks per game. for the Bearkats

» Goes by “Dee”.

» Video Game Development major.





# NEW ORLEANS BASKETBALL

## PHOTO ROSTER

### 2020-2021 BASKETBALL ROSTER



**JAY RODGERS**  
FRESHMAN GUARD  
6-3 | 185 | Columbus, Ohio



**DAMION ROSSER**  
RS-JUNIOR GUARD  
6-4 | 220 | McDonough, Ga.



**LAMONT BERZAT**  
SENIOR GUARD  
5-6 | 155 | New Orleans, La.



**TROY GREEN**  
SENIOR GUARD  
6-3 | 215 | St. Rose, La.



**JAHMEL MYERS**  
JUNIOR FORWARD  
6-6 | 215 | Cape Coral, Fla.



**CHARLES BOHANNON**  
SENIOR GUARD  
6-0 | 205 | Austin, Texas



**DEREK ST. HILAIRE**  
GRADUATE STUDENT GUARD  
6-0 | 180 | Atlanta, Ga.



**AHREN FREEMAN**  
SOPHOMORE FORWARD  
6-6 | 235 | Orange Park, Fla.



**NORRIS WILLIAMS**  
FRESHMAN GUARD  
6-2 | 165 | New Orleans, La.



**KMANI DOUGHTY**  
RS-FRESHMAN GUARD  
6-6 | 215 | Cape Coral, Fla.



**TAMIR BYNUM**  
JUNIOR GUARD  
6-2 | 160 | Houston, Texas



**BOL TONG**  
JUNIOR FORWARD  
6-9 | 215 | Kansas City, Mo.



**LADARIUS MARSHALL**  
JUNIOR FORWARD  
6-6 | 230 | Jackson, Miss.



**RODNEY CARSON JR.**  
SOPHOMORE GUARD  
6-3 | 180 | Philadelphia, Pa.



**RASHAD HOLMES**  
FRESHMAN GUARD  
5-11 | 160 | New Orleans, La.



**D'ANTE BELL**  
FRESHMAN FORWARD  
6-9 | 225 | Shreveport, La.

### 2020-2021 COACHING STAFF



**MARK SLESSINGER**  
HEAD COACH  
10th Season at UNO



**JODY BAILEY**  
Assistant Coach  
6th Season at UNO



**KRIS ARKENBERG**  
Assistant Coach  
10th Season at UNO



**JAY SMITH**  
Assistant Coach  
2nd Season at UNO