




# NEW ORLEANS BASKETBALL

## 2020-2021 GAME NOTES

FOLLOW US! [f /PrivateersMBB](#) [t @PrivateersMBB](#) [i @privateersmbb](#)  
 Contact Kelvin Queliz Email [kqueliz@uno.edu](mailto:kqueliz@uno.edu) Phone (917) 683-6517



**RECORD** 1-6, 0-0 SLC

**HEAD COACH**  
 Mark Slessinger 10th Season  
 Aurora '96

**CAREER RECORD**  
 Overall 147-179  
 at UNO 122-156  
 vs. SLC 61-67  
 vs. Rice 0-2

**ALL-TIME SERIES**  
 Rice leads 2-0.



**RECORD** 5-2, 0-0 CUSA

**HEAD COACH**  
 Scott Pera 4th Season  
 Penn State '89

**CAREER RECORD**  
 Overall 39-62 4th season  
 at LSU 39-62 4th season  
 vs. CUSA 35-18  
 vs. UNO 0-0



**RECORD**  
 3-2, 0-0 SLC

**WHEN / WHERE**  
 >> January 2  
 >> William R. Johnson  
 Coliseum  
 >> Baton Rouge, La.  
 >> 4:30 P.M.

**TV / VIDEO**  
 ESPN+

### 2020-2021 SCHEDULE

ALL TIMES CENTRAL AND SUBJECT TO CHANGE

OVERALL 1-6 | SOUTHLAND 0-0  
 HOME 0-1 | AWAY 0-3 | NEUTRAL 1-2

#### NOVEMBER (0-2)

26 @ BYU L, 61-86  
 27 @ Utah Canceled  
 29 @ Texas A&M L, 53-82

#### DECEMBER (1-4)

2 Louisiana L, 63-66  
 8 vs. Florida National^ W, 74-57  
 9 vs. Campbell^ L, 70-79  
 10 @ Jacksonville^ L, 70-77  
 15 @ Louisiana L, 63-73  
 16 @ LSU Postponed  
 22 @ Rice 2:00 P.M.

#### JANUARY (0-0, 0-0 SLC)

2 @ Stephen F. Austin\* 4:30 P.M.  
 6 @ Central Arkansas\* 7:00 P.M.  
 9 UIW\* 6:00 P.M.  
 16 McNeese\* 6:00 P.M.  
 20 Texas A&M-Corpus Christi\* 7:00 P.M.  
 23 @ Nicholls\* 5:00 P.M.  
 27 @ Northwestern State\* 6:30 P.M.  
 30 @ Southeastern\* 4:00 P.M.

#### FEBRUARY (0-0, 0-0 SLC)

6 Stephen F. Austin\* 6:00 P.M.  
 10 Central Arkansas\* 7:00 P.M.  
 13 @ UIW\* 6:30 P.M.  
 20 @ McNeese\* 4:00 P.M.  
 24 @ Texas A&M-Corpus Christi\* 7:00 P.M.  
 27 Nicholls\* 6:00 P.M.

#### MARCH (0-0, 0-0 SLC)

3 Northwestern State\* 6:00 P.M.  
 6 Southeastern\* 7:00 P.M.  
 10-13 Southland Tournament\* 6:00 P.M.

^ BSN Sports Dolphin Classic  
 \* Southland Conference Game

For more information on the all-time series see page three.

### TIP-OFF

>> Following the postponement of Wednesday's game at LSU, the New Orleans quickly arranged a trip to Houston for a Monday afternoon tipoff against Rice. The Privateers lost a back-and-forth game to the Louisiana Ragin' Cajuns in Lafayette on Tuesday 73-66. The game featured six lead changes and nine ties. **TROY GREEN**, **DAMION ROSSER**, and **LAMONT BERZAT** each scored in double-figures against the Cajuns.

>> Senior guard **TROY GREEN** has had an outstanding couple of weeks on the hardwood. Two weeks ago at the BSN Sport Classic in Jacksonville, Green posted his first career double-double (18 points, 12 rebounds) in the tournament opening win against Florida National before scoring bursts of 34 (career high) and 23 against Campbell and Jacksonville. His point total against Jacksonville was the most scored by a Privateer since **CHRISTAVIOUS GILL** had 38 against Northwestern State in 2016, and the most scored on a neutral floor since **BO McCALEBB** scored 34 against Arkansas State in the 2007 Sun Belt Tournament. His efforts in the BSN Classic earned him both **LSWA AND SOUTHLAND PLAYER OF THE WEEK** for Dec. 14.

>> With 22 points against Florida National and 23 points at Jacksonville, **DAMION ROSSER** set career-highs in points in two of the last three at the BSN Sport Classic. Rosser is third in the Southland Conference in shooting percentage (55.4 percent) this season. The redshirt junior's career scoring average has improved from 11.3 points per game entering the year to 15.1, and the McDonough, Ga. native is pulling down 5.9 rebounds after averaging 3.7 during his first three seasons. Rosser has reached double-figures in six of seven games this season and opened the year with four consecutive double-figure contests for the second straight year.

>> After tinkering with his starting lineup against Jacksonville last week Mark Slessinger went back to the same five that started the first five games this season in Lafayette - **LAMONT BERZAT**, **DAMION ROSSER**, **TROY GREEN**, **AHREN FREEMAN AND JAHMEL MYERS**.

### COVERAGE INFORMATION

**TELEVISION** None  
**STREAMING** CUSA.tv  
 Play-by-Play J.P. Heath  
**RADIO** NASH 106.1 FM / TuneIn App  
 Play-by-Play Jude Young  
**LIVE STATS** RiceOwls.com  
**TWITTER** @PrivateersMBB

Updated Coverage Information can be found on  
 UNOPrivateers.com or on Twitter at @PrivateersMBB

### PROJECTED STARTING FIVE (BASED ON LAST GAME)

**DAMION ROSSER**  
 #1 GUARD

POINTS	15.1
REBOUNDS	5.9
ASSISTS	2.6
STEALS	0.6
MINUTES	33.1

**LAMONT BERZAT**  
 #2 GUARD

POINTS	6.6
REBOUNDS	3.3
ASSISTS	3.3
STEALS	1.0
MINUTES	25.6

**TROY GREEN**  
 #3 GUARD

POINTS	17.4
REBOUNDS	5.9
ASSISTS	2.3
STEALS	1.3
MINUTES	32.7

**JAHMEL MYERS**  
 #4 FORWARD

POINTS	3.9
REBOUNDS	3.6
ASSISTS	2.0
STEALS	0.4
MINUTES	21.9

**AHREN FREEMAN**  
 #11 FORWARD

POINTS	4.9
REBOUNDS	3.1
ASSISTS	1.3
STEALS	0.3
MINUTES	17.1



# NEW ORLEANS BASKETBALL NEWS & NOTES

## TURNING THE RECORD BOOKS GREEN

>> **TROY GREEN** has steadily made his way through the Privateer record books this season. The senior ranks sixth all-time in free throws made (306) and 10th with 113 steals. He sits just outside the top 10 in games played (102), assists (266), and points (1,065). The senior became the 24th member of the **1,000 POINT CLUB** in school history after scoring a career-high 34 points against Campbell (Dec. 9). Those 34 points were the most scored by a Privateer since **CHRISTAVIOUS GILL** scored 38 at Northwestern State in 2016, and the most on a neutral floor since **BO McCALEBB** scored 36 against Arkansas State in the 2007 Sun Belt Tournament. **FOR MORE INFORMATION ON SEE PAGE 18.**

## HEAVY MINUTES AT GUARD

>> Both **DAMION ROSSER** and **TROY GREEN** have logged heavy minutes on the court so far this season, ranking No. 3 and No. 5 in the Southland in minutes played with 232 and 228 minutes, respectively. Rosser is averaging 33.1 minutes per game, with Green following at 32.7. Green played all but 30 seconds against Campbell, while Rosser has a pair of 37-minute appearances against Louisiana and Florida National.

## PRIVATEERS AND OWLS

>> The Privateers and Owls have met just twice on the hardwood with Rice winning both contests. The first meeting during 2011 came in the midst of UNO's attempted transition from Div. I to Div. II, while the second came a year later with the Privateers set to remain in Div. I. The trip marks the second of five trips to the Lonestar State for the Privateers this season. **FOR MORE INFORMATION ON THE ALL-TIME SERIES SEE PAGE 3.**

## A WIN IN HOUSTON WOULD...

>> Prevent the worst start through eight games in program history. UNO has never won just a single game in the first eight. The 1979-1980 team earned its second win during game eight on the way to a 5-21 season - the fewest wins in school history.

## PRIVATEERS AND CONFERENCE USA

>> The Privateers have compiled a record of 89-97 (.478) against current members of Conference USA, including a 31-53 (.369) record on the road. Louisiana Tech remains the Privateers most common CUSA opponent - 45 games, with the Privateers holding a 29-19 advantage, including 10 wins to 8 losses in Ruston. The only program in the league New Orleans has never faced is Charlotte. Current members Florida Atlantic, Florida International, Middle Tennessee State, North Texas, Old Dominion and Western Kentucky were members of the Sun Belt Conference with New Orleans at various points in the past.

## TWO TIMES IN A SEASON?

>> After last night's game in Lafayette the Privateers faced the same opponent twice in the same season for the first time since 2012-2013. As an independent that year, UNO played home and home matchups with HBU, Nicholls NJIT, San Jose State, Southeast Missouri, Southern Illinois, and Texas Pan-American (now UTGRV). New Orleans also played a pair of home games against Champion Baptist in that season.

## FIRST HALF PERFECTION VS. FLORIDA NATIONAL

>> **DAMION ROSSER'S** 6-of-6 performance in the first half against Florida National ranks as the third-best shooting performance in the opening frame in program history. **OSCAR TAYLOR** (1981) and **NATE MILLS** (1985) each had 7-of-7 performance over four decades ago.

## PROGRAM MILESTONES IN SIGHT

>> Now in its 52nd season Privateer basketball is scheduled to hit two landmarks this season. Two home games from now, currently scheduled against McNeese on Jan. 16, will be the 700th home game played in school history. The season finale at home against Southeastern on March 6 is scheduled to be the 1,500th game played in school history.

## A DECADE ON THE LAKEFRONT

>> **MARK SLESSINGER** is now in his 10th season as head coach of the Privateers. He is the longest-tenured coach in program history and is five wins away from tying 2020 Greater New Orleans Sports Hall of Famer **TIM FLOYD** for the second-most wins in program history (126). Slessinger has coached the most games in school history (278), as well as every Southland Conference contest New Orleans has played.

## COVID-19 CHANGES

>> The season opener at BYU was the first athletic contest for the University of New Orleans since Baseball's 11-5 win over Southern on March 11, 2019 - a period of 264 days. The season opener was originally scheduled to be Nov. 26 against the Utah Utes before COVID issues within the Utes program saw that game canceled. A second alternation came on Dec. 16 when COVID issues within the LSU Tigers program saw that game postponed just hours before the team was travel to Baton Rouge.

# 2020-2021 ROSTER

#	NAME	POS	HT	WT	CL	HOMETOWN	PREVIOUS SCHOOL
0	Jay Rodgers	G	6-3	185	Fr.	Columbus, Ohio	Winchendon Prep
1	Damion Rosser	G	6-4	220	R-Jr.	McDonough, Ga.	Henry County HS
2	Lamont Berzat	G	5-6	155	Sr.	New Orleans, La.	Landry-Walker HS
3	Troy Green	G	6-3	215	Sr.	St. Rose, La.	Believe Prep Academy
4	Jahmel Myers	F	6-6	215	Jr.	Cape Coral, Fla.	Mariner HS
5	Charles Bohannon	G	6-0	205	Sr.	Austin, Texas	Jack C. Hays HS
10	Derek St. Hilaire	G	5-11	180	Gr.	Atlanta, Ga.	Jacksonville State
11	Ahren Freeman	F	6-6	235	So.	Orange Park, Fla.	Providence School of Jacksonville
12	Norris Williams	G	6-2	165	Fr.	New Orleans, La.	Archbishop Hannan HS
13	Kmani Doughty	G	6-5	195	R-Fr.	Brooklyn, N.Y.	Florida Prep
15	Tamir Bynum	G	6-2	160	Jr.	Houston, Texas	Prairie View A&M
20	Larry Robinson III	G	5-11	175	R-Sr.	Bossier City, La.	Southern University (Shreveport)
21	Bol Tong	F	6-9	215	Jr.	Kansas City, Mo.	Hill JC
23	LaDarius Marshall	F	6-6	230	Jr.	Jackson, Miss.	Hinds CC
24	Rodney Carson Jr.	G	6-3	180	So.	Philadelphia, Pa.	Combine Academy
32	Rashad Holmes	G	5-11	195	Fr.	New Orleans, La.	John Curtis HS
33	D'Ante Bell	F	6-9	225	Fr.	Shreveport, La.	Bossier HS

## COACHES & STAFF

Head Coach	Mark Slessinger	Aurora '96	10th Season at UNO
Assistant Coach	Jody Bailey	Louisville '95	5th Season at UNO
Assistant Coach	Kris Arkenberg	IUPUI '09	10th Season at UNO
Assistant Coach	Jay Smith	LSU-Alexandria '17	2nd Season at UNO
Director of Basketball Ops	Cory Dixon	New Orleans '14	2nd Season at UNO
Graduate Manager	John Curtis Creed	Centenary '19	2nd Season at UNO
Video / Analytics / Internal Ops	Bradley Feig	New Orleans '20	4th Season at UNO

## SPORTS MEDICINE & PERFORMANCE

Athletic Trainer	Nick Holtgreive	Ouachita Baptist '12	6th Season at UNO
Sports Performance Coach	Matt Hans	Mount. St. Joseph '14	1st Season at UNO
Sports Performance Intern	Beaux Hebert	Nicholls '15	3rd Season at UNO

## PRONUNCIATION GUIDE

Kris Arkenberg	Ark-en-berg
D'Ante Bell	Dee-Anh-tay
Lamont Berzat	Lah-mont Bur-zah
Tamir Bynum	Ta-meer Bye-num
Rashad Holmes	Rah-shad
Jahmel Myers	Jah-mel
Ahren Freeman	Aaron
Kmani Doughty	Kah-mah-knee Dow-ty
Damion Rosser	Ross-er
Mark Slessinger	Sless-in-ger
Derek St. Hilaire	Saint Hill-air

## CLASSIFICATION

Seniors	4	Berzat, Bohannon, Green, Robinson III
Juniors	6	Bynum, Jones, Marshall, Myers, Rosser, Tong
Sophomores	2	Carson Jr., Freeman
Freshmen	5	Bell, Doughty, Holmes, Rogers, Williams
True Freshmen	4	Bell, Holmes, Rogers, Williams

Graduate Students	1	St. Hilaire
Div. I Transfers	2	Bynum, St. Hilaire

## YEARS IN THE PROGRAM

5th Year	0	None
4th Year	4	Berzat, Bohannon, Green, Rosser
3rd Year	2	Myers, Robinson III
2nd Year	3	Carson Jr., Doughty, Freeman
1st Year	8	Bell, Bynum, Holmes, Marshall, Rodgers, St. Hilaire, Tong, Williams

## HOME STATE

Louisiana	5	Bell, Berzat, Green, Holmes, Robinson III, Williams
Florida	2	Freeman, Myers
Georgia	2	Rosser, St. Hilaire
Texas	2	Bohannon, Bynum
Mississippi	1	Marshall
Missouri	1	Tong
Ohio	1	Rogers
Pennsylvania	1	Carson Jr.
New York	1	Doughty



# NEW ORLEANS BASKETBALL

## THE MATCHUP (LOUISIANA)

### NEW ORLEANS

Total Points  
Points Per Game  
Scoring Margin

### UNO

391  
65.2  
-9.3

### OPPONENTS

447  
74.5  
--

### SHOOTING

FG: Made-Attempted  
FG: Percentage  
FG: Per Game  
3PT: Made-Attempted  
3PT: Percentage  
3PT: Per Game  
FT: Made-Attempted  
FT: Percentage  
FT: Per Game

152-342  
.444  
25.3  
22-88  
.250  
3.7  
65-92  
.707  
10.8

160-356  
.449  
26.7  
46-142  
.324  
7.7  
81-125  
.648  
13.5

### REBOUNDING

Total  
Per Game  
Margin

214  
35.7  
0.0

214  
35.7  
--

### ASSISTS

Total  
Per Game

86  
14.3

80  
13.3

### TURNOVERS

Total  
Per Game  
Margin  
Assist/Turnover Ratio  
Points Off Turnovers

117  
19.5  
-4.3  
0.7  
14.0

91  
15.2  
--  
0.9  
19.2

### STEALS

Total  
Per Game

38  
6.3

56  
9.3

### BLOCKS

Total  
Per Game

12  
2.0

18  
3.0

### RICE

Total Points  
Points Per Game  
Scoring Margin

### RICE

571  
81.6  
11.9

### OPPONENT

488  
69.7  
-

### SHOOTING

FG: Made-Attempted  
FG: Percentage  
FG: Per Game  
3PT: Made-Attempted  
3PT: Percentage  
3PT: Per Game  
FT: Made-Attempted  
FT: Percentage  
FT: Per Game

206-464  
.444  
29.4  
76-220  
.345  
10.9  
83-122  
.680  
11.9

190-437  
.435  
27.1  
47-145  
.324  
6.7  
61-99  
.616  
8.7

### REBOUNDING

Total  
Per Game  
Margin

298  
42.6  
6.6

252  
36.0  
--

### ASSISTS

Total  
Per Game

120  
17.1

93  
13.3

### TURNOVERS

Total  
Per Game  
Margin  
Assist/Turnover Ratio  
Points Off Turnovers

105  
15.0  
1.6  
1.1  
14.4

116  
16.6  
--  
0.8  
9.9

### STEALS

Total  
Per Game

47  
6.7

47  
6.7

### BLOCKS

Total  
Per Game

11  
1.6

32  
4.6

## ALL-TIME SERIES

OVERALL 0-2 | SOUTHLAND n/a  
HOME 0-0 | AWAY 0-2 | NEUTRAL 0-0 | OVERTIME 1-0

DATE	H/A	RESULT	SCORE
11/12/11	A	L	49-83 <sup>†</sup>
1/19/13	A	L	71-95 <sup>‡</sup>

\* Mercedes-Benz Superdome  
^ National Invitational Tournament  
# LSU Invitational (Baton Rouge, La.)

*Dates within the dashed box are games coached by Mark Slessinger.*

<b>FIRST MEETING</b>	11/12/11, 49-83 L
<b>LAST MEETING</b>	1/19/13, 71-95 L
<b>CURRENT STREAK</b>	L2
<b>LONGEST WINNING STREAK</b>	None
<b>LONGEST LOSING STREAK</b>	2, Current
<b>LARGEST VICTORY</b>	None
<b>LARGEST DEFEAT</b>	34 in 2011
<b>UNDER SLESSINGER</b>	0-2

**NOTE** - The first meeting between the programs came as UNO was originally set to transition to Div II, while the second meeting a season later came after the University had decided to remain a Div I program.

## INDIVIDUAL LEADERS

CATEGORY	NEW ORLEANS	RICE	
Points Per Game	T. Green	17.4	Q. Olivari 18.6
Field Goal Percentage	D. Rosser	.554	M. Fiedler .585
Three-Point Percentage	R. Carson Jr.	.385	Q. Olivari .542
Free-Throw Percentage	T. Green	.789	C. Mullens .947
Rebounds Per Game	Green / Rosser	5.9	M. Fiedler 9.7
Offensive Rebounds	L. Marshall	2.2	M. Fiedler 4.3
Assists Per Game	L. Berzat	3.3	M. Fiedler 3.3
Steals Per Game	T. Green	1.3	T. Eevee 1.6
Blocked Shots Per Game	L. Marshall	0.7	Clark, Fiedler 0.4
Minutes Per Game	D. Rosser	33.1	T. Eevee 28.7

## MARK SLESSINGER ON LSU

"This will be a great test for us and another quick turnaround in travel and preparation. Rice plays with tremendous tempo and pace. We are excited to add a game to our schedule and I am grateful that our administration has supported our goal to give our student-athletes an opportunity to compete safely."



# NEW ORLEANS BASKETBALL

## GAME BY GAME LEADERS / DOUBLE-FIGURES

### GAME BY GAME LEADERS

DATE	OPPONENT	PTS	FGS	3FGS	FTS	REBS	ASSISTS	BLOCKS	STEALS	MINS
11/26	@ BYU	Berzat, 15 Rosser, 15	Berzat, 5 Rosser, 5	Berzat, 3	Rosser, 5	Rosser, 9	St. Hilaire, 3	None	Carson, 3	Rosser, 31
11/29	@ Texas A&M	Marshall, 14	Marshall, 7	Doughty, 2	Green, 2	Doughty, 6	Berzat, 5	Rosser, 1 Myers, 1	Green, 2 Doughty, 2	Myers, 24
12/2	Louisiana	Rosser, 18	Rosser, 8	Carson, 3	Marshall, 3	Rosser, 10	Rosser, 5	Marshall, 3	Berzat, 3	Rosser, 37
12/8	vs. Florida National	Rosser, 22	Rosser, 10	None	Green, 4	Green, 12	Myers, 7	Myers, 2	Green, 2	Rosser, 37
12/9	vs. Campbell	Green, 34	Green, 12	St. Hilaire, 2	Green, 9	Marshall, 6	Green, 5	None	St. Hilaire, 2	Green, 40
12/10	@ Jacksonville	Green, 24	Rosser, 11	Green, 1 St. Hilaire, 1	Green, 7	Green, 8	St. Hilaire, 5 Green, 3	Freeman, 1 Doughty, 1	Green, 2	Rosser, 38
12/15	@ Louisiana	Green, 15	Green, 6	Berzat, 2	Berzat, 5	Green, 6	Berzat, 4 Rosser, 4	Myers, 1 Marshall, 2	St. Hilaire, 3	Green, 37
12/21	@ Rice									
1/2	@ Stephen F. Austin									
1/6	@ Central Arkansas									
1/9	UIW									
1/16	McNeese									
1/20	Texas A&M-CC									
1/23	@ Nicholls									
1/27	@ Northwestern State									
1/30	@ Southeastern									
2/6	Stephen F. Austin									
2/10	Central Arkansas									
2/13	@ UIW									
2/20	@ McNeese									
2/24	@ Texas A&M-CC									
2/27	Nicholls									
3/3	Northwestern State									
3/6	Southeastern									

### DOUBLE-DOUBLES THIS SEASON

NAME	TOTALS	OPPONENT	DATE
Damion Rosser	18 pts & 10 reb	Louisiana	12/2/20
Troy Green	18 pts & 12 reb	Florida National	12/8/20

### CAREER DOUBLE-DOUBLES

NAME	TOTALS	OPPONENT	DATE
Lamont Berzat	21 pts & 10 ast	UTRGV	3/14/18
Damion Rosser	13 pts & 10 reb	Louisiana	11/28/18
Jahmel Myers (1)	14 pts & 11 reb	Texas Southern	3/20/19
Jahmel Myers (2)	18 pts & 12 reb	Northwestern State	1/29/20
Damion Rosser (2)	18 pts & 10 reb	Louisiana	12/2/20
Troy Green (1)	18 pts & 12 reb	Florida National	12/8/20

### TRIPLE-DOUBLES THIS SEASON

#	NAME	POINTS	REBOUNDS	ASSISTS	STEALS
None					

### CAREER TRIPLE-DOUBLES

#	NAME	POINTS	REBOUNDS	ASSISTS	STEALS
None					

**NOTE** - The last Privateer triple-double was by Travin Thibodaux (10 points, 11 assists, and 10 rebound) against Florida College on November 25, 2016, just the third in school history.

### CAREER DOUBLE-FIGURE GAMES

POINTS	2020-21	2019-20	2018-19	2017-18	TOTAL	STREAK
Troy Green	6	24	11	9	50	6
Damion Rosser	6	5	13	4	28	2
Jahmel Myers	0	10	4	-	14	0
Lamont Berzat	3	4	0	6	11	1
Ahren Freeman	2	7	-	-	9	0
Charles Bohannon	2	0	0	2	2	0
Rodney Carson Jr.	1	1	-	-	2	0
Ladarius Marshall	1	-	-	-	-	0
Derek St. Hilaire	1	-	-	-	-	0

FIELD GOALS	2020-21	2019-20	2018-19	2017-18	TOTAL	STREAK
Troy Green	1	1	0	0	2	0
Damion Rosser	2	0	0	0	2	0

FREE THROWS	2020-21	2019-20	2018-19	2017-18	TOTAL	STREAK
Troy Green	0	2	0	0	2	0

REBOUNDS	2020-21	2019-20	2018-19	2017-18	TOTAL	STREAK
Jahmel Myers	0	1	1	-	2	0
Damion Rosser	1	0	1	0	2	0
Troy Green	1	0	0	0	1	0

ASSISTS	2020-21	2019-20	2018-19	2017-18	TOTAL	STREAK
Lamont Berzat	0	1	0	1	2	0

### CAREER 20-POINT GAMES

NAME	TOTAL	OPPONENT	DATE
Lamont Berzat (1)	21	UTRGV	3/14/18
Troy Green (1)	20	at SMU	11/12/19
Troy Green (2)	20	at Sam Houston State	12/21/19
Troy Green (3)	22	at #9/10 Memphis	12/28/19
Troy Green (4)	21	Nicholls	1/25/20
Troy Green (5)	25	at McNeese	2/22/20
Troy Green (6)	21	at Northwestern State	3/4/20
Jahmel Myers (1)	20	Southeastern	3/7/20
<b>Damion Rosser (1)</b>	<b>22</b>	<b>vs. Florida National</b>	<b>12/8/20</b>
<b>Troy Green (7)</b>	<b>34</b>	<b>vs. Campbell</b>	<b>12/9/20</b>
<b>Troy Green (8)</b>	<b>24</b>	<b>at Jacksonville</b>	<b>12/10/20</b>
<b>Damion Rosser (2)</b>	<b>23</b>	<b>at Jacksonville</b>	<b>12/10/20</b>

**NOTE** - Bold denotes this season.



# NEW ORLEANS BASKETBALL

## SEASON STATISTICS



### 2020-21 New Orleans Men's Basketball Combined Team Statistics All games

Page 1/1  
as of Dec 16, 2020

#### Game Records

Record	Overall	Home	Away	Neutral
ALL GAMES	1-6	0-1	0-4	1-1
CONFERENCE	0-0	0-0	0-0	0-0
NON-CONFERENCE	1-6	0-1	0-4	1-1

#### Score by Periods

Team	1st	2nd	OT	TOT
New Orleans	210	244	0	454
Opponents	236	284	0	520

#### Team Box Score

No.	Player	Total			3-Point		F-Throw		Rebounds				Other									
		GP-GS	MIN	AVG	FG-FGA	FG%	3FG-FGA	3FG%	FT-FTA	FT%	OFF	DEF	TOT	AVG	PF	DQ	A	TO	BLK	STL	PTS	AVG
3	GREEN, Troy	7-7	229:43	32.8	44-87	.506	4-12	.333	30-38	.789	5	36	41	5.9	21	1	16	25	0	9	122	17.4
1	ROSSER, Damion	7-7	233:15	33.3	46-83	.554	0-6	.000	14-18	.778	4	37	41	5.9	20	0	18	15	2	4	106	15.1
2	BERZAT, Lamont	7-6	180:15	25.8	15-39	.385	8-22	.364	8-11	.727	3	20	23	3.3	21	1	23	18	0	7	46	6.6
23	MARSHALL, Ladarius	6-0	119:12	19.9	14-25	.560	0-0	.000	10-17	.588	13	19	32	5.3	11	0	1	6	4	3	38	6.3
11	FREEMAN, Ahren	7-7	121:31	17.4	16-30	.533	0-4	.000	2-5	.400	5	17	22	3.1	19	1	9	22	3	2	34	4.9
24	CARSON, Rodney	7-0	120:12	17.2	12-32	.375	5-13	.385	3-5	.600	4	5	9	1.3	8	0	3	4	0	3	32	4.6
10	ST. HILAIRE, Derek	7-1	156:21	22.3	11-44	.250	6-29	.207	4-5	.800	4	13	17	2.4	12	0	11	15	0	8	32	4.6
4	MYERS, Jahmel	7-7	153:03	21.9	11-29	.379	0-1	.000	5-10	.500	8	17	25	3.6	18	0	14	13	4	3	27	3.9
13	DOUGHTY, Kmani	6-0	50:09	8.4	6-17	.353	3-8	.375	0-0	.000	5	6	11	1.8	16	0	2	9	1	3	15	2.5
21	TONG, Bol	2-0	06:35	3.3	0-2	.000	0-1	.000	2-2	1.000	0	1	1	0.5	1	0	0	0	0	0	2	1.0
20	ROBINSON III, Larry	3-0	21:50	7.3	0-8	.000	0-5	.000	0-0	.000	1	0	1	0.3	2	0	1	4	0	1	0	0.0
0	RODGERS, Jay	4-0	07:54	2.0	0-1	.000	0-0	.000	0-0	.000	0	0	0	0.0	1	0	0	1	0	0	0	0.0
Team											12	9	21					6				
<b>Total</b>		<b>7</b>	<b>1400</b>		<b>175-397</b>	<b>.441</b>	<b>26-101</b>	<b>.257</b>	<b>78-111</b>	<b>.703</b>	<b>64</b>	<b>180</b>	<b>244</b>	<b>34.9</b>	<b>150</b>	<b>3</b>	<b>98</b>	<b>138</b>	<b>14</b>	<b>43</b>	<b>454</b>	<b>64.9</b>
<b>Opponents</b>		<b>7</b>	<b>1400</b>		<b>188-417</b>	<b>.451</b>	<b>49-158</b>	<b>.310</b>	<b>95-145</b>	<b>.655</b>	<b>77</b>	<b>175</b>	<b>252</b>	<b>36.0</b>	<b>120</b>	<b>1</b>	<b>95</b>	<b>111</b>	<b>27</b>	<b>66</b>	<b>520</b>	<b>74.3</b>

#### Team Statistics

	UNO	OPP
<b>Scoring</b>	<b>454</b>	<b>520</b>
Points per game	64.9	74.3
Scoring margin	-9.4	-
<b>Field goals-att</b>	<b>175-397</b>	<b>188-417</b>
Field goal pct	.441	.451
<b>3 point fg-att</b>	<b>26-101</b>	<b>49-158</b>
3-point FG pct	.257	.310
3-pt FG made per game	3.7	7.0
<b>Free throws-att</b>	<b>78-111</b>	<b>95-145</b>
Free throw pct	.703	.655
F-Throws made per game	11.1	13.6
<b>Rebounds</b>	<b>244</b>	<b>252</b>
Rebounds per game	34.9	36.0
Rebounding margin	-1.1	-
<b>Assists</b>	<b>98</b>	<b>95</b>
Assists per game	14.0	13.6
<b>Turnovers</b>	<b>138</b>	<b>111</b>
Turnovers per game	19.7	15.9
Turnover margin	-3.9	-
Assist/turnover ratio	0.7	0.9
<b>Steals</b>	<b>43</b>	<b>66</b>
Steals per game	6.1	9.4
<b>Blocks</b>	<b>14</b>	<b>27</b>
Blocks per game	2.0	3.9
<b>Winning streak</b>	<b>0</b>	<b>-</b>
Home win streak	0	-
<b>Attendance</b>	<b>500</b>	<b>1660</b>
Home games-Avg/Game	1-500	4-415
Neutral site-Avg/Game	-	2-40

#### Team Results

Date	Opponent		Score	Att.
11/26/2020	at BYU	L	61-86	0
11/29/2020	at Texas A&M	L	53-82	1114
12/02/2020	Louisiana	L	63-66	500
12/08/2020	vs Fla. National	W	74-57	42
12/09/2020	vs Campbell	L	70-79	38
12/10/2020	at Jacksonville	L	70-77	180
12/15/2020	at Louisiana	L	63-73	366



# NEW ORLEANS BASKETBALL

## OVERALL SEASON / CAREER STATISTICS



2020-21 New Orleans Men's Basketball  
Season/Career Statistics  
All games

Page 1/1  
as of Dec 16, 2020

### Summary

Player	Season Statistics										Career Statistics									
	GP-GS	MIN/G	FG%	3FG%	FT%	R/G	A/G	STL	BLK	PTS/G	GP-GS	MIN/G	FG%	3FG%	FT%	R/G	A/G	STL	BLK	PTS/G
BERZAT, Lamont	7-6	25.8	.385	.364	.727	3.3	3.3	7	0	6.6	84-38	18.2	.386	.324	.685	1.5	2.3	98	1	4.1
CARSON, Rodney	7-0	17.2	.375	.385	.600	1.3	0.4	3	0	4.6	36-5	15.1	.361	.313	.750	1.4	0.6	17	3	3.5
DOUGHTY, Kmani	6-0	8.4	.353	.375	.000	1.8	0.3	3	1	2.5	6-0	8.4	.353	.375	.000	1.8	0.3	3	1	2.5
FREEMAN, Ahren	7-7	17.4	.533	.000	.400	3.1	1.3	2	3	4.9	29-9	16.5	.576	.100	.529	2.9	1.0	14	10	6.7
GREEN, Troy	7-7	32.8	.506	.333	.789	5.9	2.3	9	0	17.4	102-57	25.5	.452	.277	.750	3.2	2.6	113	17	10.4
MARSHALL, Ladarius	6-0	19.9	.560	.000	.588	5.3	0.2	3	4	6.3	6-0	19.9	.560	.000	.588	5.3	0.2	3	4	6.3
MYERS, Jahmel	7-7	21.9	.379	.000	.500	3.6	2.0	3	4	3.9	68-31	20.1	.530	.389	.719	3.4	1.0	46	24	6.0
ROBINSON III, Larry	3-0	7.3	.000	.000	.000	0.3	0.3	1	0	0.0	33-0	8.8	.333	.268	.639	0.8	0.5	13	1	2.7
RODGERS, Jay	4-0	2.0	.000	.000	.000	0.0	0.0	0	0	0.0	4-0	2.0	.000	.000	.000	0.0	0.0	0	0	0.0
ROSSER, Damion	7-7	33.3	.554	.000	.778	5.9	2.6	4	2	15.1	80-52	23.5	.502	.171	.600	3.5	2.1	71	35	7.4
ST. HILAIRE, Derek	7-1	22.3	.250	.207	.800	2.4	1.6	8	0	4.6	7-1	22.3	.250	.207	.800	2.4	1.6	8	0	4.6
TONG, Bol	2-0	3.3	.000	.000	1.000	0.5	0.0	0	0	1.0	2-0	3.3	.000	.000	1.000	0.5	0.0	0	0	1.0

### Scoring

Player	Season Statistics								Career Statistics							
	FG-FGA	FG%	3FG-3FGA	3FG%	FT-FTA	FT%	PTS	PTS/G	FG-FGA	FG%	3FG-3FGA	3FG%	FT-FTA	FT%	PTS	PTS/G
BERZAT, Lamont	15-39	.385	8-22	.364	8-11	.727	46	6.6	115-298	.386	55-170	.324	63-92	.685	348	4.1
CARSON, Rodney	12-32	.375	5-13	.385	3-5	.600	32	4.6	44-122	.361	10-32	.313	27-36	.750	125	3.5
DOUGHTY, Kmani	6-17	.353	3-8	.375	0-0	.000	15	2.5	6-17	.353	3-8	.375	0-0	.000	15	2.5
FREEMAN, Ahren	16-30	.533	0-4	.000	2-5	.400	34	4.9	83-144	.576	1-10	.100	27-51	.529	194	6.7
GREEN, Troy	44-87	.506	4-12	.333	30-38	.789	122	17.4	364-806	.452	31-112	.277	306-408	.750	1065	10.4
MARSHALL, Ladarius	14-25	.560	0-0	.000	10-17	.588	38	6.3	14-25	.560	0-0	.000	10-17	.588	38	6.3
MYERS, Jahmel	11-29	.379	0-1	.000	5-10	.500	27	3.9	158-298	.530	7-18	.389	87-121	.719	410	6.0
ROBINSON III, Larry	0-8	.000	0-5	.000	0-0	.000	0	0.0	28-84	.333	11-41	.268	23-36	.639	90	2.7
RODGERS, Jay	0-1	.000	0-0	.000	0-0	.000	0	0.0	0-1	.000	0-0	.000	0-0	.000	0	0.0
ROSSER, Damion	46-83	.554	0-6	.000	14-18	.778	106	15.1	240-478	.502	6-35	.171	108-180	.600	594	7.4
ST. HILAIRE, Derek	11-44	.250	6-29	.207	4-5	.800	32	4.6	11-44	.250	6-29	.207	4-5	.800	32	4.6
TONG, Bol	0-2	.000	0-1	.000	2-2	1.000	2	1.0	0-2	.000	0-1	.000	2-2	1.000	2	1.0

### Totals

Player	Season Statistics										Career Statistics									
	O-REB	D-REB	TOTAL	PF	FO	A	TO	A/TO	O-REB	D-REB	TOTAL	PF	FO	A	TO	A/TO				
BERZAT, Lamont	3	20	23	21	1	23	18	1.3	21	104	125	157	2	193	105	1.8				
CARSON, Rodney	4	5	9	8	0	3	4	0.8	26	24	50	55	1	22	33	0.7				
DOUGHTY, Kmani	5	6	11	16	0	2	9	0.2	5	6	11	16	0	2	9	0.2				
FREEMAN, Ahren	5	17	22	19	1	9	22	0.4	32	53	85	76	4	30	55	0.5				
GREEN, Troy	5	36	41	21	1	16	25	0.6	79	252	331	264	4	266	221	1.2				
MARSHALL, Ladarius	13	19	32	11	0	1	6	0.2	13	19	32	11	0	1	6	0.2				
MYERS, Jahmel	8	17	25	18	0	14	13	1.1	86	146	232	188	6	67	90	0.7				
ROBINSON III, Larry	1	0	1	2	0	1	4	0.3	11	17	28	29	0	18	19	0.9				
RODGERS, Jay	0	0	0	1	0	0	1	0.0	0	0	0	1	0	0	1	0.0				
ROSSER, Damion	4	37	41	20	0	18	15	1.2	98	180	278	174	2	165	143	1.2				
ST. HILAIRE, Derek	4	13	17	12	0	11	15	0.7	4	13	17	12	0	11	15	0.7				
TONG, Bol	0	1	1	1	0	0	0	0.0	0	1	1	1	0	0	0	0.0				



# NEW ORLEANS BASKETBALL

## CONFERENCE ONLY SEASON / CAREER STATISTICS



2020-21 New Orleans Men's Basketball  
Season/Career Statistics  
In Conference games

Page 1/1  
as of Dec 16, 2020

### Summary

	Season Statistics										Career Statistics									
Player	GP-GS	MIN/G	FG%	3FG%	FT%	R/G	A/G	STL	BLK	PTS/G	GP-GS	MIN/G	FG%	3FG%	FT%	R/G	A/G	STL	BLK	PTS/G

### Scoring

	Season Statistics								Career Statistics							
Player	FG-FGA	FG%	3FG-3FGA	3FG%	FT-FTA	FT%	PTS	PTS/G	FG-FGA	FG%	3FG-3FGA	3FG%	FT-FTA	FT%	PTS	PTS/G

### Totals

	Season Statistics									Career Statistics								
Player	O-REB	D-REB	TOTAL	PF	FO	A	TO	A/TO	O-REB	D-REB	TOTAL	PF	FO	A	TO	A/TO		



# NEW ORLEANS BASKETBALL

## HOME SEASON / CAREER STATISTICS



2020-21 New Orleans Men's Basketball  
Season/Career Statistics  
Home games

Page 1/1  
as of Dec 16, 2020

### Summary

Player	Season Statistics										Career Statistics									
	GP-GS	MIN/G	FG%	3FG%	FT%	R/G	A/G	STL	BLK	PTS/G	GP-GS	MIN/G	FG%	3FG%	FT%	R/G	A/G	STL	BLK	PTS/G
BERZAT, Lamont	1-1	29.5	.400	.333	.000	5.0	4.0	3	0	10.0	36-18	20.3	.391	.323	.689	1.5	3.1	54	0	5.0
CARSON, Rodney	1-0	12.1	1.000	1.000	.000	1.0	0.0	0	0	11.0	14-1	13.5	.489	.545	.727	1.6	0.8	6	2	4.1
DOUGHTY, Kmani	1-0	4.9	.000	.000	.000	1.0	0.0	1	0	0.0	1-0	4.9	.000	.000	.000	1.0	0.0	1	0	0.0
FREEMAN, Ahren	1-1	8.2	.500	.000	.000	0.0	1.0	0	1	2.0	12-1	16.4	.645	.200	.643	2.7	1.3	6	2	8.3
GREEN, Troy	1-1	33.8	.385	.000	1.000	5.0	1.0	2	0	12.0	44-24	23.8	.435	.298	.777	3.0	2.7	55	9	8.9
MARSHALL, Ladarius	1-0	24.9	.250	.000	.750	7.0	0.0	1	2	5.0	1-0	24.9	.250	.000	.750	7.0	0.0	1	2	5.0
MYERS, Jahmel	1-1	25.9	.167	.000	.000	7.0	1.0	0	0	2.0	30-13	21.3	.568	.455	.818	4.0	1.1	21	14	7.5
ROSSER, Damion	1-1	36.1	.471	.000	.667	10.0	5.0	1	0	18.0	33-20	22.2	.503	.063	.595	3.5	2.8	32	18	7.4
ST. HILAIRE, Derek	1-0	24.6	.250	.250	.000	1.0	1.0	1	0	3.0	1-0	24.6	.250	.250	.000	1.0	1.0	1	0	3.0

### Scoring

Player	Season Statistics								Career Statistics							
	FG-FGA	FG%	3FG-3FGA	3FG%	FT-FTA	FT%	PTS	PTS/G	FG-FGA	FG%	3FG-3FGA	3FG%	FT-FTA	FT%	PTS	PTS/G
BERZAT, Lamont	4-10	.400	2-6	.333	0-0	.000	10	10.0	59-151	.391	30-93	.323	31-45	.689	179	5.0
CARSON, Rodney	4-4	1.000	3-3	1.000	0-0	.000	11	11.0	22-45	.489	6-11	.545	8-11	.727	58	4.1
DOUGHTY, Kmani	0-1	.000	0-1	.000	0-0	.000	0	0.0	0-1	.000	0-1	.000	0-0	.000	0	0.0
FREEMAN, Ahren	1-2	.500	0-1	.000	0-0	.000	2	2.0	40-62	.645	1-5	.200	18-28	.643	99	8.3
GREEN, Troy	5-13	.385	0-1	.000	2-2	1.000	12	12.0	135-310	.435	14-47	.298	108-139	.777	392	8.9
MARSHALL, Ladarius	1-4	.250	0-0	.000	3-4	.750	5	5.0	1-4	.250	0-0	.000	3-4	.750	5	5.0
MYERS, Jahmel	1-6	.167	0-1	.000	0-0	.000	2	2.0	83-146	.568	5-11	.455	54-66	.818	225	7.5
ROSSER, Damion	8-17	.471	0-3	.000	2-3	.667	18	18.0	100-199	.503	1-16	.063	44-74	.595	245	7.4
ST. HILAIRE, Derek	1-4	.250	1-4	.250	0-0	.000	3	3.0	1-4	.250	1-4	.250	0-0	.000	3	3.0

### Totals

Player	Season Statistics								Career Statistics							
	O-REB	D-REB	TOTAL	PF	FO	A	TO	A/TO	O-REB	D-REB	TOTAL	PF	FO	A	TO	A/TO
BERZAT, Lamont	0	5	5	5	1	4	3	1.3	10	45	55	72	2	111	47	2.4
CARSON, Rodney	0	1	1	1	0	0	0	0.0	13	9	22	22	0	11	17	0.6
DOUGHTY, Kmani	0	1	1	2	0	0	1	0.0	0	1	1	2	0	0	1	0.0
FREEMAN, Ahren	0	0	0	3	0	1	3	0.3	11	21	32	24	0	15	15	1.0
GREEN, Troy	1	4	5	2	0	1	4	0.3	28	103	131	108	1	120	89	1.3
MARSHALL, Ladarius	3	4	7	1	0	0	3	0.0	3	4	7	1	0	0	3	0.0
MYERS, Jahmel	4	3	7	4	0	1	1	1.0	41	80	121	81	2	32	40	0.8
ROSSER, Damion	2	8	10	3	0	5	2	2.5	47	69	116	59	1	92	51	1.8
ST. HILAIRE, Derek	1	0	1	1	0	1	3	0.3	1	0	1	1	0	1	3	0.3



# NEW ORLEANS BASKETBALL

## AWAY SEASON / CAREER STATISTICS



2020-21 New Orleans Men's Basketball  
Season/Career Statistics  
Away games

Page 1/1  
as of Dec 16, 2020

### Summary

Player	Season Statistics										Career Statistics									
	GP-GS	MIN/G	FG%	3FG%	FT%	R/G	A/G	STL	BLK	PTS/G	GP-GS	MIN/G	FG%	3FG%	FT%	R/G	A/G	STL	BLK	PTS/G
BERZAT, Lamont	4-3	24.5	.409	.500	.778	2.8	3.0	4	0	7.8	42-18	16.3	.383	.353	.733	1.4	1.5	40	1	3.4
CARSON, Rodney	4-0	18.0	.267	.250	.000	1.3	0.5	3	0	2.3	20-4	15.9	.281	.200	.727	1.3	0.5	11	1	2.8
DOUGHTY, Kmani	3-0	10.6	.231	.429	.000	2.3	0.3	2	1	3.0	3-0	10.6	.231	.429	.000	2.3	0.3	2	1	3.0
FREEMAN, Ahren	4-4	19.3	.533	.000	1.000	3.5	2.0	1	1	4.5	15-6	16.4	.522	.000	.450	3.0	1.0	7	7	5.4
GREEN, Troy	4-4	30.5	.476	.500	.714	5.0	2.8	4	0	14.5	51-29	26.5	.457	.267	.724	3.3	2.5	48	7	11.3
MARSHALL, Ladarius	4-0	18.2	.556	.000	.500	4.8	0.3	2	2	6.3	4-0	18.2	.556	.000	.500	4.8	0.3	2	2	6.3
MYERS, Jahmel	4-4	19.1	.412	.000	.500	2.0	1.3	2	2	4.5	33-16	19.3	.493	.286	.591	3.0	0.8	24	8	5.0
ROBINSON III, Larry	2-0	6.6	.000	.000	.000	0.5	0.5	0	0	0.0	14-0	7.0	.192	.000	1.000	0.6	0.4	6	0	1.0
RODGERS, Jay	3-0	2.3	.000	.000	.000	0.0	0.0	0	0	0.0	3-0	2.3	.000	.000	.000	0.0	0.0	0	0	0.0
ROSSER, Damion	4-4	32.7	.532	.000	.727	5.0	2.3	3	1	14.5	40-25	23.6	.479	.267	.600	3.3	1.5	36	14	6.9
ST. HILAIRE, Derek	4-1	23.0	.261	.214	.800	2.5	1.8	5	0	4.8	4-1	23.0	.261	.214	.800	2.5	1.8	5	0	4.8
TONG, Bol	2-0	3.3	.000	.000	1.000	0.5	0.0	0	0	1.0	2-0	3.3	.000	.000	1.000	0.5	0.0	0	0	1.0

### Scoring

Player	Season Statistics								Career Statistics							
	FG-FGA	FG%	3FG-3FGA	3FG%	FT-FTA	FT%	PTS	PTS/G	FG-FGA	FG%	3FG-3FGA	3FG%	FT-FTA	FT%	PTS	PTS/G
BERZAT, Lamont	9-22	.409	6-12	.500	7-9	.778	31	7.8	49-128	.383	24-68	.353	22-30	.733	144	3.4
CARSON, Rodney	4-15	.267	1-4	.250	0-2	.000	9	2.3	18-64	.281	3-15	.200	16-22	.727	55	2.8
DOUGHTY, Kmani	3-13	.231	3-7	.429	0-0	.000	9	3.0	3-13	.231	3-7	.429	0-0	.000	9	3.0
FREEMAN, Ahren	8-15	.533	0-2	.000	2-2	1.000	18	4.5	36-69	.522	0-4	.000	9-20	.450	81	5.4
GREEN, Troy	20-42	.476	3-6	.500	15-21	.714	58	14.5	197-431	.457	16-60	.267	168-232	.724	578	11.3
MARSHALL, Ladarius	10-18	.556	0-0	.000	5-10	.500	25	6.3	10-18	.556	0-0	.000	5-10	.500	25	6.3
MYERS, Jahmel	7-17	.412	0-0	.000	4-8	.500	18	4.5	68-138	.493	2-7	.286	26-44	.591	164	5.0
ROBINSON III, Larry	0-3	.000	0-2	.000	0-0	.000	0	0.0	5-26	.192	0-8	.000	4-4	1.000	14	1.0
RODGERS, Jay	0-1	.000	0-0	.000	0-0	.000	0	0.0	0-1	.000	0-0	.000	0-0	.000	0	0.0
ROSSER, Damion	25-47	.532	0-1	.000	8-11	.727	58	14.5	112-234	.479	4-15	.267	48-80	.600	276	6.9
ST. HILAIRE, Derek	6-23	.261	3-14	.214	4-5	.800	19	4.8	6-23	.261	3-14	.214	4-5	.800	19	4.8
TONG, Bol	0-2	.000	0-1	.000	2-2	1.000	2	1.0	0-2	.000	0-1	.000	2-2	1.000	2	1.0

### Totals

Player	Season Statistics										Career Statistics									
	O-REB	D-REB	TOTAL	PF	FO	A	TO	A/TO	O-REB	D-REB	TOTAL	PF	FO	A	TO	A/TO				
BERZAT, Lamont	2	9	11	9	0	12	10	1.2	9	49	58	74	0	65	51	1.3				
CARSON, Rodney	2	3	5	3	0	2	1	2.0	11	14	25	29	1	10	13	0.8				
DOUGHTY, Kmani	4	3	7	10	0	1	6	0.2	4	3	7	10	0	1	6	0.2				
FREEMAN, Ahren	4	10	14	11	1	8	14	0.6	20	25	45	47	4	15	35	0.4				
GREEN, Troy	2	18	20	12	0	11	18	0.6	46	124	170	135	2	130	112	1.2				
MARSHALL, Ladarius	8	11	19	7	0	1	2	0.5	8	11	19	7	0	1	2	0.5				
MYERS, Jahmel	2	6	8	12	0	5	6	0.8	42	56	98	100	4	27	40	0.7				
ROBINSON III, Larry	1	0	1	2	0	1	2	0.5	6	2	8	13	0	6	9	0.7				
RODGERS, Jay	0	0	0	1	0	0	1	0.0	0	0	0	1	0	0	1	0.0				
ROSSER, Damion	1	19	20	12	0	9	8	1.1	44	88	132	93	1	60	79	0.8				
ST. HILAIRE, Derek	1	9	10	7	0	7	8	0.9	1	9	10	7	0	7	8	0.9				
TONG, Bol	0	1	1	1	0	0	0	0.0	0	1	1	1	0	0	0	0.0				



# NEW ORLEANS BASKETBALL

## NEUTRAL SITE SEASON / CAREER STATISTICS



2020-21 New Orleans Men's Basketball  
Season/Career Statistics  
Neutral games

Page 1/1  
as of Dec 16, 2020

### Summary

Player	Season Statistics										Career Statistics									
	GP-GS	MIN/G	FG%	3FG%	FT%	R/G	A/G	STL	BLK	PTS/G	GP-GS	MIN/G	FG%	3FG%	FT%	R/G	A/G	STL	BLK	PTS/G
BERZAT, Lamont	2-2	26.5	.286	.000	.500	3.5	3.5	0	0	2.5	6-2	18.7	.368	.111	.588	2.0	2.8	4	0	4.2
CARSON, Rodney	2-0	18.0	.308	.167	1.000	1.5	0.5	0	0	6.0	2-0	18.0	.308	.167	1.000	1.5	0.5	0	0	6.0
DOUGHTY, Kmani	2-0	6.8	1.000	.000	.000	1.5	0.5	0	0	3.0	2-0	6.8	1.000	.000	.000	1.5	0.5	0	0	3.0
FREEMAN, Ahren	2-2	18.0	.538	.000	.000	4.0	0.0	1	1	7.0	2-2	18.0	.538	.000	.000	4.0	0.0	1	1	7.0
GREEN, Troy	2-2	37.0	.594	.200	.867	8.0	2.0	3	0	26.0	7-4	28.7	.492	.200	.811	4.3	2.3	10	1	13.6
MARSHALL, Ladarius	1-0	21.4	1.000	.000	.667	6.0	0.0	0	0	8.0	1-0	21.4	1.000	.000	.667	6.0	0.0	0	0	8.0
MYERS, Jahmel	2-2	25.4	.500	.000	.500	5.0	4.0	1	2	3.5	5-2	18.8	.500	.000	.636	2.6	1.6	1	2	4.2
ROBINSON III, Larry	1-0	8.7	.000	.000	.000	0.0	0.0	1	0	0.0	4-0	10.9	.231	.333	.750	1.3	0.5	1	1	2.8
RODGERS, Jay	1-0	0.9	.000	.000	.000	0.0	0.0	0	0	0.0	1-0	0.9	.000	.000	.000	0.0	0.0	0	0	0.0
ROSSER, Damion	2-2	33.1	.684	.000	1.000	5.5	2.0	0	1	15.0	7-7	29.3	.622	.250	.615	4.3	1.9	3	3	10.4
ST. HILAIRE, Derek	2-0	19.8	.235	.182	.000	3.0	1.5	2	0	5.0	2-0	19.8	.235	.182	.000	3.0	1.5	2	0	5.0

### Scoring

Player	Season Statistics								Career Statistics							
	FG-FGA	FG%	3FG-3FGA	3FG%	FT-FTA	FT%	PTS	PTS/G	FG-FGA	FG%	3FG-3FGA	3FG%	FT-FTA	FT%	PTS	PTS/G
BERZAT, Lamont	2-7	.286	0-4	.000	1-2	.500	5	2.5	7-19	.368	1-9	.111	10-17	.588	25	4.2
CARSON, Rodney	4-13	.308	1-6	.167	3-3	1.000	12	6.0	4-13	.308	1-6	.167	3-3	1.000	12	6.0
DOUGHTY, Kmani	3-3	1.000	0-0	.000	0-0	.000	6	3.0	3-3	1.000	0-0	.000	0-0	.000	6	3.0
FREEMAN, Ahren	7-13	.538	0-1	.000	0-3	.000	14	7.0	7-13	.538	0-1	.000	0-3	.000	14	7.0
GREEN, Troy	19-32	.594	1-5	.200	13-15	.867	52	26.0	32-65	.492	1-5	.200	30-37	.811	95	13.6
MARSHALL, Ladarius	3-3	1.000	0-0	.000	2-3	.667	8	8.0	3-3	1.000	0-0	.000	2-3	.667	8	8.0
MYERS, Jahmel	3-6	.500	0-0	.000	1-2	.500	7	3.5	7-14	.500	0-0	.000	7-11	.636	21	4.2
ROBINSON III, Larry	0-5	.000	0-3	.000	0-0	.000	0	0.0	3-13	.231	2-6	.333	3-4	.750	11	2.8
RODGERS, Jay	0-0	.000	0-0	.000	0-0	.000	0	0.0	0-0	.000	0-0	.000	0-0	.000	0	0.0
ROSSER, Damion	13-19	.684	0-2	.000	4-4	1.000	30	15.0	28-45	.622	1-4	.250	16-26	.615	73	10.4
ST. HILAIRE, Derek	4-17	.235	2-11	.182	0-0	.000	10	5.0	4-17	.235	2-11	.182	0-0	.000	10	5.0

### Totals

Player	Season Statistics									Career Statistics								
	O-REB	D-REB	TOTAL	PF	FO	A	TO	A/TO	O-REB	D-REB	TOTAL	PF	FO	A	TO	A/TO		
BERZAT, Lamont	1	6	7	7	0	7	5	1.4	2	10	12	11	0	17	7	2.4		
CARSON, Rodney	2	1	3	4	0	1	3	0.3	2	1	3	4	0	1	3	0.3		
DOUGHTY, Kmani	1	2	3	4	0	1	2	0.5	1	2	3	4	0	1	2	0.5		
FREEMAN, Ahren	1	7	8	5	0	0	5	0.0	1	7	8	5	0	0	5	0.0		
GREEN, Troy	2	14	16	7	1	4	3	1.3	5	25	30	21	1	16	20	0.8		
MARSHALL, Ladarius	2	4	6	3	0	0	1	0.0	2	4	6	3	0	0	1	0.0		
MYERS, Jahmel	2	8	10	2	0	8	6	1.3	3	10	13	7	0	8	10	0.8		
ROBINSON III, Larry	0	0	0	0	0	0	2	0.0	1	4	5	2	0	2	3	0.7		
RODGERS, Jay	0	0	0	0	0	0	0	0.0	0	0	0	0	0	0	0	0.0		
ROSSER, Damion	1	10	11	5	0	4	5	0.8	7	23	30	22	0	13	13	1.0		
ST. HILAIRE, Derek	2	4	6	4	0	3	4	0.8	2	4	6	4	0	3	4	0.8		



# NEW ORLEANS BASKETBALL

## LAST TIME ON THE FLOOR



Official Basketball Box Score - Final  
**New Orleans at Louisiana**  
 12/15/20 Cajundome, Lafayette, La.  
 2020-21 Men's Basketball

Game Time: 6:00 PM  
 Game Duration: 2:01  
 Attendance: 366

Officials: Owen Shortt, Kevin Raheer, Wesley Ford

New Orleans - 63

Record: 1-6

NO.	Name	Min	FG	3P	FT	Rebounds			Fouls		TP	AS	TO	ST	Blocks		+/-
			M-A	M-A	M-A	OR	DR	TOT	PF	FD					BS	BA	
4	Jahmel Myers	F 20:46	2-4	0-0	1-2	0	2	2	3	2	5	1	3	0	0	1	-14
11	Ahren Freeman	F 10:19	2-5	0-1	0-0	0	1	1	1	0	4	0	2	0	0	0	-9
1	Damion Rosser	G 30:27	4-8	0-0	2-3	0	3	3	4	3	10	4	2	0	0	2	-8
2	Lamont Berzat	G 35:13	3-8	2-4	5-6	1	4	5	4	5	13	4	5	1	0	2	-8
3	Troy Green	G 36:21	6-15	1-3	2-4	1	5	6	2	2	15	2	6	0	0	1	-6
23	Ladarius Marshall	20:35	2-4	0-0	1-2	2	4	6	1	3	5	0	0	1	2	2	1
10	Derek St. Hilaire	16:20	2-6	0-3	2-2	0	1	1	1	2	6	0	3	3	0	0	-4
24	Rodney Carson	29:19	2-5	1-2	0-0	1	2	3	2	2	5	1	0	0	0	1	-3
0	Jay Rodgers	00:40	0-0	0-0	0-0	0	0	0	1	0	0	0	0	0	0	0	1
Team						2	1	3			0			0			
<b>Totals</b>			23-55	4-13	13-19	7	23	30	19	19	63	12	21	5	2	9	-10

Shooting By Period		
1 <sup>st</sup> FG%	12-28	42.9%
3PT%	1-6	16.7%
FT%	10-12	83.3%
2 <sup>nd</sup> FG%	11-27	40.7%
3PT%	3-7	42.9%
FT%	3-7	42.9%
GM FG%	23-55	41.8%
3PT%	4-13	30.8%
FT%	13-19	68.4%

Dead Ball Rebounds: 3, 2

Technical Fouls: NONE

Louisiana - 73

Record: 5-1

NO.	Name	Min	FG	3P	FT	Rebounds			Fouls		TP	AS	TO	ST	Blocks		+/-
			M-A	M-A	M-A	OR	DR	TOT	PF	FD					BS	BA	
23	Dou Gueye	F 27:50	3-5	0-1	4-4	4	4	8	4	2	10	0	3	1	0	0	23
10	Theo Akwuba	C 34:30	4-10	0-0	3-4	3	11	14	2	4	11	0	3	1	7	0	13
0	Cedric Russell	G 36:23	8-18	0-7	4-5	0	2	2	4	5	20	3	3	1	0	0	9
13	Mylik Wilson	G 31:00	6-11	0-0	3-4	1	2	3	3	4	15	3	5	5	2	0	12
41	Brayan Au	G 31:49	1-6	0-2	0-0	0	2	2	1	1	2	7	1	0	0	1	18
1	Devin Butts	15:14	3-6	1-3	0-1	0	2	2	1	1	7	1	2	0	0	0	-2
5	Jacobi Gordon	10:10	3-4	2-3	0-1	1	2	3	1	1	8	0	1	1	0	0	-13
35	Isaiah Richards	04:54	0-1	0-0	0-0	0	1	1	2	0	0	0	2	0	0	1	-1
22	Kentrell Garnett	04:23	0-0	0-0	0-0	0	0	0	0	0	0	1	0	1	0	0	-6
2	Michael Thomas	03:47	0-0	0-0	0-1	0	0	0	2	1	0	0	0	0	0	0	-3
Team						2	1	3			0			0			
<b>Totals</b>			28-61	3-16	14-20	11	27	38	20	19	73	15	20	10	9	2	10

Shooting By Period		
1 <sup>st</sup> FG%	13-31	41.9%
3PT%	2-9	22.2%
FT%	3-6	50%
2 <sup>nd</sup> FG%	15-30	50.0%
3PT%	1-7	14.3%
FT%	11-14	78.6%
GM FG%	28-61	45.9%
3PT%	3-16	18.8%
FT%	14-20	70.0%

Dead Ball Rebounds: 3, 1

Technical Fouls: Richards 2<sup>nd</sup>0:36

	UNO	LA
Biggest lead	5 (2 <sup>nd</sup> 18:11)	13 (2 <sup>nd</sup> 0:51)
Best Scoring Run	6 (1 <sup>st</sup> 11:28)	9 (2 <sup>nd</sup> 0:51)
Lead Changes	6	
Times Tied	9	
Time with Lead	11:02	20:40

Points from	UNO	LA
Turnovers	13	28
Paint	34	36
Second Chance	10	13
Fast Breaks	15	18
Bench	16	15

	Period by Period Scoring		
	1st	2nd	TOT
UNO	35	28	63
LA	31	42	73



# NEW ORLEANS BASKETBALL

## LAST TIME AGAINST RICE (2013)

New Orleans (4-12) -vs- Rice (4-13)  
01/19/13 at Houston, Texas (Tudor Fieldhouse)

Date: 01/19/13  
Time: 7 p.m.  
Attendance: 1423  
Site: Houston, Texas (Tudor Fieldhouse)  
Referees: Terry Moore, Mark Ellard, James Durham

Score By Period	1	2	Total
New Orleans	27	44	71
Rice	44	51	95

### New Orleans 71

#	Player	GS	MIN	FG	3PT	FT	ORB-DRB	REB	PF	A	TO	BLK	STL	PTS
32	COOK, Lovell	*	32	7-10	0-0	4-4	1-3	4	0	0	1	2	1	18
03	NELSON, Rarlensee	*	33	3-10	0-0	4-4	0-2	2	2	6	4	0	0	10
00	McPHEARSON, Traddariu	*	19	3-6	3-6	0-0	1-2	3	4	2	5	0	2	9
05	DENARD, Eddie	*	17	2-5	0-0	4-4	0-4	4	4	1	0	0	0	8
24	COUNTY, Maurice	*	20	3-5	1-2	0-0	1-1	2	2	2	0	0	1	7
11	MACK, Isaac		20	3-8	1-4	0-0	0-3	3	0	1	3	0	1	7
15	HILL, Kevin		15	2-3	0-0	2-2	2-2	4	2	1	2	1	0	6
12	BANCHY, Max		20	1-3	0-2	0-0	0-1	1	0	1	1	0	0	2
04	DIXON, Cory		13	1-1	0-0	0-1	1-0	1	1	0	2	0	1	2
45	AVERY, Travis		3	1-1	0-0	0-0	0-0	0	0	0	0	0	0	2
20	GANAPAMO, Evans		6	0-2	0-1	0-0	0-0	0	0	0	1	1	0	0
13	REESE, John		2	0-0	0-0	0-0	0-0	0	0	0	0	0	0	0
TM	TEAM		0	0-0	0-0	0-0	2-1	3	0	0	0	0	0	0
<b>Totals</b>		-	<b>200</b>	<b>26-54</b>	<b>5-15</b>	<b>14-15</b>	<b>8-19</b>	<b>27</b>	<b>15</b>	<b>14</b>	<b>19</b>	<b>4</b>	<b>6</b>	<b>71</b>

Team Summary	FG	3PT	FT
First Half	11-27 40.74 %	3-8 37.50 %	2-2 100.00 %
Second Half	15-27 55.56 %	2-7 28.57 %	12-13 92.31 %
<b>Total</b>	<b>26-54 48.1 %</b>	<b>5-15 33.3 %</b>	<b>14-15 93.3 %</b>

Technical Fouls: none    Second Chance Points: 8    Scores Tied: 2 times(s)    Points in the Paint: 24    Fast Break Points: 0  
Lead Changed: 0 times(s)    Points off Turnovers: 13    Bench Points: 19    Largest Lead: 3 1st-19:28

### Rice 95

#	Player	GS	MIN	FG	3PT	FT	ORB-DRB	REB	PF	A	TO	BLK	STL	PTS
03	JACKSON, Tamir	*	32	11-16	2-4	0-1	1-2	3	0	2	2	1	0	24
15	DeBOSE, Julian	*	31	8-11	2-3	2-2	1-7	8	1	1	2	0	4	20
01	GUERCY, Max	*	33	6-8	3-4	3-3	0-3	3	2	6	3	0	5	18
41	GEARHART, Seth	*	28	6-8	1-3	2-2	1-1	2	4	2	0	2	1	15
42	RAMLJAK, Austin	*	30	4-9	4-9	0-0	0-3	3	3	2	1	1	0	12
05	WASHINGTON, Keith		24	1-4	0-1	0-0	0-3	3	1	5	2	0	2	2
10	PEERA, Dan		9	1-2	0-0	0-0	0-0	0	1	2	0	0	0	2
11	WILSON, Ross		9	1-3	0-0	0-0	0-1	1	2	0	2	0	1	2
44	FIROZGARY, Bahrom		4	0-1	0-0	0-0	0-0	0	1	0	0	0	0	0
TM	TEAM		0	0-0	0-0	0-0	3-1	4	0	0	0	0	0	0
<b>Totals</b>		-	<b>200</b>	<b>38-62</b>	<b>12-24</b>	<b>7-8</b>	<b>6-21</b>	<b>27</b>	<b>15</b>	<b>20</b>	<b>12</b>	<b>4</b>	<b>13</b>	<b>95</b>

Team Summary	FG	3PT	FT
First Half	18-31 58.06 %	5-11 45.45 %	3-3 100.00 %
Second Half	20-31 64.52 %	7-13 53.85 %	4-5 80.00 %
<b>Total</b>	<b>38-62 61.3 %</b>	<b>12-24 50.0 %</b>	<b>7-8 87.5 %</b>

Technical Fouls: none    Second Chance Points: 9    Scores Tied: 1 times(s)    Points in the Paint: 44    Fast Break Points: 6  
Lead Changed: 1 times(s)    Points off Turnovers: 22    Bench Points: 6    Largest Lead: 28 2nd-00:57



# NEW ORLEANS BASKETBALL

## TRENDS AND STARTING LINEUPS

### STARTING LINEUPS THIS SEASON

DATE	OPPONENT	G	G	G/F	F	F/C
11/26	@ BYU	Berzat	Rosser	Green	Myers	Freeman
11/29	@ Texas A&M	Berzat	Rosser	Green	Myers	Freeman
12/2	Louisiana	Berzat	Rosser	Green	Myers	Freeman
12/8	vs. Florida National	Berzat	Rosser	Green	Myers	Freeman
12/9	vs. Campbell	Berzat	Rosser	Green	Myers	Freeman
12/10	@ Jacksonville	Rosser	Green	St. Hilaire	Myers	Freeman
11/2/15	@ Louisiana	Berzat	Rosser	Green	Myers	Freeman
12/21	@ Rice					
1/2	@ Stephen F. Austin					
1/6	@ Central Arkansas					
1/9	UIW					
1/16	McNeese					
1/20	Texas A&M-CC					
1/23	@ Nicholls					
1/27	@ Northwestern State					
1/30	@ Southeastern					
2/6	Stephen F. Austin					
2/10	Central Arkansas					
2/13	@ UIW					
2/20	@ McNeese					
2/24	@ Texas A&M-CC					
2/27	Nicholls					
3/3	Northwestern State					
3/6	Southeastern					

### RECORDS BY STARTING LINEUP

#	STARTERS	RECORD	HOME	AWAY	NEUTRAL
1	Berzat, Green, Freeman, Myers, Rosser	1-5	0-1	0-3	1-1
2	Green, Freeman, Myers, Rosser, St. Hilaire	0-1	0-0	0-1	0-0

### SEASON TRENDS

LOCATION	OVERALL	SLC
At Home	0-1	0-0
On The Road	0-4	0-0
At Neutral Site	1-1	0-0
<b>AT HALFTIME</b>		
Leads At Halftime	1-2	0-0
Trails At Halftime	0-4	0-0
Tied At Halftime	0-0	0-0
<b>WITH TWO-MINUTES LEFT</b>		
Leads With 2:00	1-1	0-0
Trails With 2:00	0-5	0-0
Tied With 2:00	0-0	0-0
<b>REBOUNDING</b>		
Has More Rebounds	1-2	0-0
Opp. Has More Rebounds	0-3	0-0
Rebounds Are Tied	0-1	0-0
<b>FIELD GOAL PERCENTAGE</b>		
Shoots Higher FG Pct	1-2	0-0
Opp. Shoots Higher FG Pct	0-4	0-0
FG Pct. Is Tied	0-0	0-0
Hits Less Than 40% Of FGs	0-2	0-0
Hits 40-49.9% Of FGs	0-3	0-0
Hits 50-59.9% Of FGs	1-1	0-0
Hits 60% Or Better FGs	0-0	0-0
Opp. Hits Less Than 40% Of FGs	1-1	0-0
Opp. Hits 40-49.9% Of FGs	0-3	0-0
Opp. Hits 50-59.9% Of FGs	0-1	0-0
Opp. Hits 60% Or Better FGs	0-1	0-0
<b>FIELD GOALS MADE</b>		
Has More FGs	1-1	0-0
Opp. Has More FGs	0-3	0-0
FGs Are Tied	0-1	0-0
<b>FREE THROWS</b>		
Shoots Higher FT Pct	1-3	0-0
Opp. Shoots Higher FT Pct	0-2	0-0
FT Pct. Is Tied	0-0	0-0
Shoots More FTs	1-1	0-0
Opp. Shoots More FTs	0-4	0-0
FTs Are Tied	0-0	0-0
Makes More FTs	1-1	0-0
Opp. Makes More FTs	0-4	0-0
FTs Made Are Tied	0-0	0-0
At Least 70% From FT Line	0-2	0-0
50-69% From FT Line	1-3	0-0
Below 50% From FT Line	0-0	0-0
<b>THREE POINT FIELD GOALS</b>		
Makes More 3FGs	0-2	0-0
Opp. Makes More 3FGs	1-4	0-0
3FGs Are Tied	0-0	0-0
<b>ASSISTS</b>		
Has More Assists	1-3	0-0
Opp. Has More Assists	0-2	0-0
Assists Are Tied	0-1	0-0
<b>STEALS</b>		
Has More Steals	0-1	0-0
Opp. Has More Steals	0-6	0-0
Steals Are Tied	0-0	0-0
<b>BLOCKS</b>		
Has More Blocks	1-1	0-0
Opp. Has More Blocks	0-5	0-0
Blocks Are Tied	0-0	0-0
<b>PLAYERS IN DOUBLE-FIGURES</b>		
1 Player Scores 10-Plus	0-0	0-0
2 Players Score 10-Plus	0-2	0-0
3 Players Score 10-Plus	1-3	0-0
4 Players Score 10-Plus	0-1	0-0
5 Players Score 10-Plus	0-0	0-0
6 Players Score 10-Plus	0-0	0-0
7 Players Score 10-Plus	0-0	0-0
<b>POINTS SCORED</b>		
Scores 40-49 Points	0-0	0-0
Scores 50-59 Points	0-1	0-0
Scores 60-69 Points	0-3	0-0
Scores 70-79 Points	1-2	0-0
Scores 80-89 Points	0-0	0-0
Scores 90-99 Points	0-0	0-0
Scores 100+ Points	0-0	0-0
<b>DAY/NIGHT/WEEKDAY/WEEKEND</b>		
Plays At Night	0-4	0-0
Plays During The Day	1-4	0-0
Plays On Weekdays	1-3	0-0
Plays On Weekends	0-2	0-0
<b>UNIFORMS</b>		
In Blues	0-3	0-0
In Silvers	0-2	0-0
In White	1-1	0-0
In Mardi Gras	0-0	0-0



# NEW ORLEANS BASKETBALL

## NCAA AND SOUTHLAND RANKINGS

THROUGH DECEMBER 20

### TEAM STATISTICS

	NCAA	SLC	#
3-pt Field Goal Attempts (327 ranked)	224	11	101
Assist Turnover Ratio (327 ranked)	292	10	0.71
Assists Per Game (327 ranked)	144	6	14
Blocked Shots Per Game (325 ranked)	274	11	2
	7		
Defensive Rebounds per Game (327 ranked)	195	6	25.71
Fewest Fouls (327 ranked)	296	8	150
Fewest Turnovers (327 ranked)	317	10	138
Field-Goal Percentage (327 ranked)	180	5	44.1
Field-Goal Percentage Defense (327 ranked)	250	8	45.1
Free Throw Attempts (327 ranked)	168	10	111
Free Throws Made (327 ranked)	165	9	78
Free-Throw Percentage (327 ranked)	163	6	70.3
Offensive Rebounds Per Game (327 ranked)	232	10	9.14
Personal Fouls Per Game (327 ranked)	294	11	21.4
Rebound Margin (327 ranked)	227	6	-1.1
Scoring Defense (327 ranked)	245	8	74.3
Scoring Margin (327 ranked)	287	9	-9.4
Scoring Offense (327 ranked)	277	10	64.9
Steals Per Game (327 ranked)	215	8	6.1
Three Pt FG Defense (327 ranked)	131	6	31
Three-Point Field Goals Per Game (327 ranked)	324	12	3.7
Three-Point Field-Goal Percentage (327 ranked)	306	11	25.7
Total 3-point FGM (327 ranked)	261	11	26
Total Assists (327 ranked)	99	7	98
Total Blocks (325 ranked)	207	8	14
Total Rebounds (327 ranked)	126	9	244
Total Rebounds Per Game (327 ranked)	221	8	34.86
Total Steals (327 ranked)	122	8	43
Turnover Margin (315 ranked)	280	10	-3.9
Turnovers Forced (327 ranked)	102	7	15.86
Turnovers Per Game (327 ranked)	320	12	19.7
Won-Lost Percentage (308 ranked)	294	8	14.3

### NCAA LEADER

Liberty	305
Iowa	2.35
Michigan St.	23
UConn	7
IUPUI	7
New Mexico	37
Cal St. Fullerton	11
Albany (NY)	9
Kansas City	56.9
Fresno St.	31
South Alabama	229
Bryant	160
UCF	85.7
New Mexico	216.7
Cal St. Fullerton	11
New Mexico	31
Tennessee	47.5
Wake Forest	35.5
Iowa	98.7
Wake Forest	15
Purdue Fort Wayne	14.9
The Citadel	14.8
Baylor	46.8
Liberty	116
Kansas City	178
5 teams tied	43
N.C. A&T	361
New Mexico	58.67
Eastern Ky.	109
NC State	11
Wake Forest	11
Wake Forest	24.5
Wisconsin	8.1
34 teams tied	100

### SOUTHLAND LEADER

	#
Sam Houston State	219
McNeese State	1.4
McNeese State	21.6
HBU	5
McNeese State	30.86
UIW	80
UIW	62
Stephen F. Austin	52.1
Abilene Christian	38.8
Sam Houston State	203
Sam Houston State	129
Central Arkansas	75.9
Southeastern	12.86
HBU	15.9
Stephen F. Austin	9.6
Abilene Christian	55.8
McNeese State	27
McNeese State	93.7
Abilene Christian	11
Abilene Christian	25
McNeese State	10.1
UIW	41.8
HBU	75
Sam Houston State	75
McNeese State	151
Sam Houston State	151
HBU	32
Sam Houston State	325
McNeese State	43.57
Abilene Christian	88
Abilene Christian	8.6
Abilene Christian	23.88
Nicholls	14
Abilene Christian	87.5

### INDIVIDUAL STATISTICS

	PLAYER	NCAA	SLC	#
Defensive Rebounds per Game (218 ranked)	Damion Rosser	175	7	5.29
	Troy Green	204	9	5.14
Double Doubles (108 ranked)	Troy Green	108	3	1
	Damion Rosser	108	3	1
Field-Goal Percentage (250 ranked)	Damion Rosser	105	3	55.4
	Troy Green	165	5	50.6
Free Throw Attempts (245 ranked)	Troy Green	60	4	38
Free Throws Made (247 ranked)	Troy Green	48	3	30
Free-Throw Percentage (250 ranked)	Troy Green	216	5	78.9
Minutes Per Game (250 ranked)	Damion Rosser	160	4	33:19:00
	Troy Green	198	6	32:19
Points Per Game (250 ranked)	Troy Green	134	3	17.4
Total Assists (232 ranked)	Lamont Berzat	190	10	23
Total Field Goal Attempts (248 ranked)	Troy Green	100	2	87
	Damion Rosser	125	7	83
Total Field Goals Made (232 ranked)	Damion Rosser	49	2	46
	Troy Green	64	3	44
Total Minutes (250 ranked)	Damion Rosser	121	4	233:15
	Troy Green	138	6	229:43
Total Points (242 ranked)	Troy Green	67	2	122
	Damion Rosser	140	5	106
Total Steals (246 ranked)	Troy Green	246	16	9

### NCAA LEADER

Elyjah Goss, IUPUI	13
Malachi Smith, Chattanooga	6
Mate Colina, Hawaii	83.3
Dylan O'Hearn, NJIT	83.3
Trayce Jackson-Davis, Indiana	69
Trayce Jackson-Davis, Indiana	49
17 players tied	100
Ibi Watson, Dayton	40:22
Luka Garza, Iowa	29.3
Kameron Langley, N.C. A&T	64
Zach Nutall, Sam Houston St.	138
Luka Garza, Iowa	78
Matt Halvorsen, Western Caro.	344:21
Luka Garza, Iowa	205
Jacob Gilyard, Richmond	31

### SOUTHLAND LEADER

	#
KeyShawn Feazell, McNeese State	9.71
KeyShawn Feazell, McNeese State	5
Perry Francois, Texas A&M-CC	64.6
Zach Nutall, Sam Houston State	62
Zach Nutall, Sam Houston State	45
Nolan Bertain, Texas A&M-CCi	100
Keaston Willis, UIW	37:32
Zach Nutall, Sam Houston State	21.7
Deandre Jones, Central Arkansas	32
Zach Nutall, Sam Houston State	138
Zach Nutall, Sam Houston State	66
Zach Nutall, Sam Houston State	248:08
Zach Nutall, Sam Houston State	195
Reggie Miller, Abilene Christian	21



# NEW ORLEANS BASKETBALL HEAD COACH MARK SLESSINGER



## PERSONL INFORMATION

- Birthdate: May 2, 1974
- Native of Bloomington, Ind.
- 1996 graduate of Aurora with Bachelor of Science in physical education.
- Family includes: Toni Purvis (wife) and Nola, Holden and Beaux (children).

## SLESS' STARS

- For his entire career Coach Sless has been an avid supporter of Special Olympics. In addition to hosting multiple Special Olympics Basketball Clinics in his spare time, each Privateer home game has a "Sless' Star" - a young man or woman selected from Special Olympics to accompany the Privateers on the court during pregame and starting lineup introductions.

## CAREER HIGHLIGHTS AT UNO

- >> Named the 12th head coach in Privateers history on June 28, 2011.
- >> Has compiled a 122-155 (.442) record in nine seasons with the Privateers. Slessinger has coached the most games in program history (277), and has the second-most wins (122).
- >> Has compiled a 61-67 (.477) record in the Southland Conference while coaching every Southland game in program history.
- >> Took over a UNO program set to transition to from Div. I to Div. II before a change to the University of Louisiana System, and new University President changed that decision and remained in Div. I.
- >> Has coached the Privateers to three national postseason appearances (2017 NCAA, 2018 CBI, 2019 CIT).
- >> Has compiled a 2-3 (.400) record in all postseason games (0-1 NCAA, 0-1 CIT, 1-1 CBI) and a 6-4 (.600) record in Southland Tournament games.
- >> Coached the Privateers to the 2016-2017 Southland Regular Season and Tournament Championships - first time in school history winning both regular season and conference tournament in the same season.
- >> Has led the Privateers to two appearances in the Southland Tournament Championship game (2017 & 2019).

- >> Coached the Privateers to a 70-54 victory over Washington State in 2016 - the program's first victory over over a Power Five program since a pair of wins over Colorado and #21 NC State in 2007, and the program's first victory over a PAC-12 school since 1998.
- >> Coached the Privateers to three-straight national postseason appearances for first time since in school history - it was the first time UNO had made back-to-back national postseason appearances since 1996-1997.

## CAREER PRIOR TO UNO

- >> Slessinger was an assistant coach at his alma mata (Aurora) for the 1995-1996 seasons before moving on to be an assistant coach at Central Michigan for the 1996-1997 season. In his lone season with the Chippewas, Coach Sless helped forward Charles Macon earn Honorable Mention All-Mid Atlantic honors after a season with 44 blocked shots, the 9th most in school history. After a coaching change, Slessinger moved on to become the head coach at Northland Pioneer Community College for two seasons. From 2000 to 2011, Coach Sless was the lead assistant and recruiting coordinator at Northwestern State under Demon's coach Mike McConathy. During his 11 seasons in Natchitoches, the Demons would win three Southland Championships, two appearances in the NCAA Tournament and defeat Power 5 schools four different times - the most notable being the 64-63 upset over the #3 seed Iowa Hawkeyes in the 2006 NCAA tournament.

## HEAD COACHING RECORD YEAR-BY-YEAR

YEAR	SCHOOL	OVERALL	CONFERENCE	SLC TOURNAMENT	POSTSEASON
1998-99	Northland Pioneer CC	8-10 (.444)	8-9 (.470)	n/a	None
1999-00	Northland Pioneer CC	17-13 (.567)	11-3 (.786)	n/a	None
2011-12	New Orleans	17-15 (.531)	Independent	None	None
2012-13	New Orleans	8-18 (.308)	Independent	None	None
2013-14	New Orleans	11-15 (.423)	8-10 (.444)	None	None
2014-15	New Orleans	11-18 (.379)	6-12 (.333)	#7 SLC (R1)	None
2015-16	New Orleans	10-20 (.333)	6-12 (.333)	#8 SLC (R1)	None
2016-17	New Orleans	20-12 (.625)	13-5 (.722)	#1 SLC (Champions)	#16 NCAA (First Four)
2017-18	New Orleans	16-17 (.485)	11-7 (.611)	#5 SLC (R2)	CBI (QF)
2018-19	New Orleans	19-14 (.594)	12-6 (.667)	#4 SLC (Finalists)	CIT (R1)
2019-20	New Orleans	9-21 (.300)	5-15 (.250)	None	None
2020-21	New Orleans	1-6 (.142)	0-0 (.000)	TBD	TBD
<b>UNO</b>	<b>9+ SEASONS</b>	<b>122-156 (.439)</b>	<b>61-67 (.477)</b>		
<b>CAREER</b>	<b>11+ SEASONS</b>	<b>147-179 (.451)</b>	<b>80-79 (.503)</b>		

## AWARDS AND HONORS

- >> 2016-17 Southland Conference Coach of the Year
- >> 2017 Allstate Sugar Bowl / Greater New Orleans Sports Hall of Fame Eddie Robinson Award
- >> 2017 Tommy Joe Eagles Memorial Louisiana Major College Coach of the Year
- >> 2017 Louisiana Sports Writers Association Coach of the Year
- >> 2017 NABC District 23 co-Coach of the Year
- >> 2019 Tommy Joe Eagles Memorial Louisiana Major College Coach of the Year

## STUDENT-ATHLETE DEVELOPMENT

- >> **14 PROFESSIONAL BASKETBALL PLAYERS**  
Kevin Brown, Tevin Broyles, Lovell Cook, Cory Dixon, Nate Frye, Kevin Hill, Issac Mack, Scott Plaisance, Bryson Robinson, Jorge Rosa, Travin Thibodaux, Erik Thomas, Michael Zeno
- >> **6 SOUTHLAND ALL-CONFERENCE SELECTIONS AT UNO**  
Cory Dixon (2013-14), Christavious Gill (2015-16, 2016-17), Erik Thomas (2016-17), Ezekiel Charles (2018-19), Bryson Robinson (2019-20)
- >> **3 ALL-LOUISIANA SELECTIONS (LSWA)**  
Lovell Cook (2011-2012), Erik Thomas (2016-17), Bryson Robinson (2019-20)
- >> **2 ALL-DISTRICT SELECTION (NABC)**  
Erik Thomas (2016-2017), Ezekiel Charles (2017-18)
- >> **1 PETE MARAVICH AWARD WINNER (LABC)**  
(Louisiana Major College Player of the Year)  
Erik Thomas (2016-2017)
- >> **1 ASSOCIATED PRESS ALL-AMERICAN (AP)**  
Erik Thomas (2016-2017)
- >> **1 SOUTHLAND CONFERENCE PLAYER OF THE YEAR**  
Erik Thomas (2016-2017)
- >> **1 SOUTHLAND CONFERENCE FRESHMAN OF THE YEAR**  
Gerrale Gates (2018-2019)

## MEMORABLE DATES AT UNO

- >> **NOV. 15, 2011**  
First victory at New Orleans (78-58 vs. Selma).
- >> **JAN. 9, 2014**  
First Southland victory (87-81 vs. ACU).
- >> **JUNE 30, 2014**  
Six-year extension announced by former Athletic Director Derek Morel.
- >> **MARCH 11, 2015**  
First SLC Tournament victory (82-73 vs. Nicholls).
- >> **DEC. 12, 2015**  
50th UNO victory (83-66 vs. Williams Baptist)
- >> **DEC. 3, 2016**  
Sless' first win over a Power 5 opponent (70-54 at Washington State).
- >> **MARCH 11, 2017**  
SLC Tournament Championship victory (68-65 vs. TAMU-CC)
- >> **MARCH 14, 2017**  
NCAA First Four (L 67-66 vs. Mount St. Mary's)
- >> **AUGUST 28, 2017**  
Seven-year extension announced by former Athletic Director Derek Morel.
- >> **MARCH 14, 2018**  
Hosted first postseason game at Lakefront Arena since March 16, 1994 (77-74 over UTRGV in CBI opening round).
- >> **NOVEMBER 14, 2018**  
Coached his 212th game at UNO (at UAB), passing Ron Greene for the most games coached in school history.
- >> **JANUARY 9, 2019**  
Won his 100th game at UNO - becoming the third coach in program history to reach the century mark 78-71 in overtime at Lamar.
- >> **MARCH 20, 2019**  
Hosted the program's second consecutive postseason opening round contest in the CIT against Texas Southern.
- >> **JUNE 27, 2019**  
Received a two-year extension to remain on the Lakefront until 2025-26.



# NEW ORLEANS BASKETBALL

## 2020-2021 QUICK FACTS & ROSTER

### 2020-2021 MEDIA INFORMATION

#### POST GAME INTERVIEWS

New Orleans head coach Mark Slessinger and requested players will be available to the media after each game following a customary 10-minute cooling down period. The Privateer locker room will not be open to the media. Each visiting team will set its own post-game policy.

#### INTERVIEW REQUESTS

All New Orleans players and coaches will be available throughout the 2020-2021 season for interviews with members of the media before or after practice and by **APPOINTMENT ONLY** through the Athletic Communications Office. It is important, however, that all requests for interviews be made through the New Orleans Athletic Communications Office and its director, Kelvin Queliz, at (917) 683-6517. This policy allows us to arrange a time that will not interfere with a student-athlete's academic schedule, which has top priority. No student-athlete's home phone number or cell phone number will be released to ensure each student-athletes' privacy away from the court.

#### CREDENTIALS

For a work credential for all home men's basketball games at Lakefront Arena, please email Queliz (kqueliz@uno.edu) with your name and affiliation. Please note: we reserve the right to deny a credential.

#### SOCIAL MEDIA

The official Privateers men's basketball accounts will have up to the minute coverage of men's hoops throughout the season. Please contact Queliz if you have any questions.

Facebook /PrivateersMBB  
 Twitter @PrivateersMBB  
 Instagram @privateersmbb  
 YouTube /PrivateerAthletics

#### PHOTOS

All photos will be posted on UNOPrivateers.com. We will not sell photos but all photos will be available by contacting the Athletic Communications office.

#### PARKING

Parking is free for all UNO basketball games at Lakefront Arena. Media credentials will serve as parking passes for the arena's shell-covered access from the loading dock. For media needing special parking accommodations, contact UNO Athletic Communications.

#### DIRECTIONS TO LAKEFRONT ARENA

6801 Franklin Ave., New Orleans, La.

##### >> From the East (Slidell, Mississippi)

Take I-10 West towards New Orleans and take the Franklin Avenue exit (238A). The arena is located on the corner of Franklin Avenue and Lake Pontchartrain.

##### >> From the West (Metairie, Kenner, Baton Rouge)

Take I-10 East to I-610 towards Slidell. Take the Franklin Avenue exit (4) and turn left at the light. The arena is located on the corner of Franklin Avenue and Lake Pontchartrain.

##### >> From Downtown New Orleans

Take I-10 East to Slidell and take the Elysian Fields exit (237). Follow Elysian Fields Avenue approximately 4 miles and turn right onto Leon C. Simon Blvd. Follow Leon C. Simon Blvd.

#### ATHLETIC COMMUNICATIONS

MBB Contact Kelvin Queliz  
 Office Room 100, Human Performance Center  
 Office Phone (504) 280-6284  
 Officer Fax (504) 280-3977  
 Cell Phone (917) 683-6517  
 Twitter @UNOPrivateers  
 Instagram @unoprivateers  
 Facebook /UNOPrivateers  
 Website UNOPrivateers.com

## CLASSIFICATION & CONFERENCE HISTORY

YEARS	DIVISION	CONFERENCE
1969-1975	Div. II (Small College)	Independent
1975	Div. I	Independent
1976-1979	Div. I	Sun Belt
1980-1987	Div. I	Independent
1988-1991	Div. I	American South
1992-2010	Div. I	Sun Belt
2010-2011	Div. I (trans. to Div. III)	Independent
2011-2012	Div. I (trans. to Div. II)	Independent
2012-2013	Div. I	Independent
2013-Present	Div. I	Southland

**NOTES** - The Privateers **NEVER OFFICIALLY LEFT DIV. I** during the early 2010s. UNO was an affiliate member of the Gulf South Conference for tennis in 2011-12, and the Southland in 2012-13.

#### THE UNIVERSITY

Location	New Orleans, Louisiana
Enrollment	8,375
Founded	1958
Nickname	Privateers
Colors	Royal Blue & Silver
Affiliation	NCAA Division I
Conference	Southland
President	Dr. John Nicklow
>> Alma Mater	<i>Bucknell '92</i>

#### ATHLETIC DEPARTMENT

Vice President for Athletics and Recreation	Tim Duncan
>> Alma Mater	<i>Memphis '92</i>
Athletic Department Address	Human Performance Center 2000 Lakeshore Dr. New Orleans, La. 70148
Athletic Department Phone	(504) 280-6102
Athletic Department Fax	(504) 280-3977

#### MEN'S BASKETBALL HISTORY

First Season	1969-70
All-Time Record	831-652 (.560)
Conf. Season Championships	8
>> American South	4 - 1988, 1989, 1990, 1991
>> Sun Belt	3 - 1993, 1996, 1997
>> Southland	1 - 2017
Conf. Tournament Championships	4
>> Sun Belt	2 - 1978, 1996
>> American South	1 - 1990
>> Southland	1 - 2017
NCAA Appearances	5 - 1987, 1991, 1993, 1996, 2017
NIT Appearances	6 - 1983, 1988, 1989, 1990, 1994, 1997
CBI Appearances	1 - 2018
CIT Appearances	1 - 2019

#### ON THE LAKEFRONT (LAKEFRONT ARENA & HUMAN PERFORMANCE CENTER)

Year Opened	1983 (LFA), 1969 (HPC)
Capacity	8,785 (LFA), 1,760 (HPC)
Press Row Phone	(917) 683-6517
Home Record	521-177 (.746)
>> Lakefront Arena	351-189 (.650)
>> Record under Slessinger	79-41 (.658)

#### BASKETBALL STAFF

Head Coach	Mark Slessinger	
>> Alma Mater	Aurora '96	
>> Record at UNO	122-156 (.439)	10th Season
>> Career Record	147-179 (.451)	12th Season
Assistant Coach	Jody Bailey	6th Season
>> Alma Mater	<i>Louisville '95</i>	
Assistant Coach	Kris Arkenberg	10th Season
>> Alma Mater	<i>IUPUI '09</i>	
Assistant Coach	Jay Smith	2nd Season
>> Alma Mater	<i>LSU-Alexandria '17</i>	
Director of Operations	Cory Dixon	2nd Season
>> Alma Mater	<i>New Orleans '14</i>	
Strength & Conditioning Intern	Beaux Herbert	3rd Season
>> Alma Mater	<i>Nicholls '15</i>	
Graduate Manager	John Curtis Creed	2nd Season
>> Alma Mater	<i>Centenary '19</i>	
Video Coordinator	Bradley Feig	4th Season
>> Alma Mater	<i>New Orleans '20</i>	

#### LAST SEASON

Overall Record	9-21 (.300)
Southland Record (Finish)	5-15 (11th)
Final Ranking	Not Ranked
Postseason	None

#### 2020-2021 TEAM INFORMATION

Starters Returning/Lost	2/3	Green, Myers / Gates, Key, Robinson
Lettermen Returning/Lost	6/4	(R) Berzat, Bohannon, Carson Jr. Freeman, Green, Myers (L) Brown, Gates, Key, Robinson
Redshirts Returning	3	Doughty, Robinson III, Rosser
Newcomers	8	Bell, Bynum, Holmes, Marshall, St. Hilaire, Rodgers, Tong, Williams
Fr. / So. / Jr. / Sr. / Grad.		5 / 2 / 5 / 4 / 1



# NEW ORLEANS BASKETBALL

## AROUND THE SOUTHLAND

THROUGH DECEMBER 20

### 2020-2021 STANDINGS

SCHOOL	SLC	PCT	OVR	PCT	HOME	AWAY	NEUTRAL	STREAK
Abilene Christian	0-0	0.000	7-1	0.875	4-0	0-1	3-0	W2
Stephen F. Austin	0-0	0.000	3-2	0.600	3-0	0-2	0-0	L2
McNeese State	0-0	0.000	4-3	0.571	4-0	0-3	0-0	L1
Sam Houston State	0-0	0.000	4-5	0.444	4-0	0-4	0-1	W1
Nicholls	0-0	0.000	2-3	0.400	0-0	0-3	2-0	L3
UIW	0-0	0.000	1-3	0.250	1-1	0-2	0-0	L2
Texas A&M-CC	0-0	0.000	2-6	0.250	2-2	0-3	0-1	W1
<b>NEW ORLEANS</b>	<b>0-0</b>	<b>0.000</b>	<b>1-5</b>	<b>0.167</b>	<b>0-1</b>	<b>0-3</b>	<b>1-1</b>	<b>L2</b>
Central Arkansas	0-0	0.000	1-6	0.143	1-0	0-6	0-0	W1
Lamar	0-0	0.000	1-6	0.143	0-1	1-4	0-1	L2
Southeastern	0-0	0.000	1-6	0.143	0-0	1-6	0-0	L3
HBU	0-0	0.000	1-7	0.125	1-1	0-6	0-0	L3
Northwestern State	0-0	0.000	1-7	0.125	1-1	0-5	0-1	L2

### LEAGUE LEADERS

CATEGORY	NAME	SCHOOL	#
Points Per Game	Zach Nutall	Sam Houston State	21.7
Field Goal Percentage	Perry Francois	Texas A&M-CC	.646
Three-Point Percentage	Josh Morgan	UIW	.583
Free-Throw Percentage	Nolan Bertain	Texas A&M-CC	1.000
Rebounds Per Game	Keyshawn Feazell	McNeese	13.0
Offensive Rebounds	K. Coleman / K. Feazell	McNeese / Northwestern State	23
Assists Per Game	Braelon Bush	McNeese	4.8
Steals Per Game	Kevin Johnson	Nicholls	3.2
Blocked Shots Per Game	Marcus Larsson	UIW	2.3
Minutes Per Game	Keaston Willis	UIW	37.5

### THIS WEEK IN THE SOUTHLAND

11/21	Sam Houston State at UTGRV	6:00 P.M.	11/22	Paul Quinn at Stephen F. Austin	Canceled
11/21	Northwestern State at #1 Gonzaga	8:00 P.M.	11/23	Paul Quinn at Texas A&M-CC	5:00 P.M.
11/21	Southeastern at Stephen F. Austin	Canceled	11/23	Northwestern State at Washington State	6:00 P.M.
11/22	Lamar at UTSA	6:00 P.M.	11/23	Southeastern at Grambling	7:00 P.M.
11/22	Abilene Christian at Arkansas	7:00 P.M.	11/23	Nicholls at Southern Illinois	Canceled
11/22	Northwestern State at #1 Gonzaga				

### PRESEASON POLL

#	SCHOOL	POINTS
1.	Stephen F. Austin (17)	278
2.	Abilene Christian (3)	254
3.	Sam Houston State	216
4.	Nicholls (1)	209
5.	Lamar (3)	199
6.	McNeese (2)	177
7.	Central Arkansas	153
8.	<b>NEW ORLEANS</b>	<b>132</b>
9.	Texas A&M-Corpus Christi	131
10.	Northwestern State	123
11.	Southeastern	68
12.	UIW	64
13.	Houston Baptist	24

### PRESEASON ALL-CONFERENCE

FIRST TEAM				
Rylan Bergersen	Sr.	G	UCA	
Dru Kruxhausen	Sr.	G	MCN	
Zach Nutall	Jr.	G	SHSU	
Gavin Kensmil	Sr.	F	SFA	
Joe Pleasant	Jr.	F	ACU	
SECOND TEAM				
Davion Buster	Jr.	G	LU	
<b>TROY GREEN</b>	<b>Sr.</b>	<b>G</b>	<b>UNO</b>	
Kevin Johnson	Sr.	G	NICH	
DeAndre Jones	Sr.	PG	UCA	
A.J. Lawson	Sr.	G	MCN	

### SOUTHLAND PLAYERS OF THE WEEK

WEEK	WINNER	POS	SCHOOL
1. Nov 30	Ty Gordon	G	Nicholls
2. Dec. 7	Gavin Kensmil	F	Stephen F. Austin
3. <b>DEC. 14</b>	<b>TROY GREEN</b>	<b>G</b>	<b>NEW ORLEANS</b>
4.			
5.			
6.			
7.			
8.			
9.			
10.			
11.			
12.			
13.			
14.			
15.			
16.			
17.			
18.			

### NOTABLE NONCONFERENCE WINS

DATE	SLC	OPPONENT	SCORE	CONF.
		None to Date		

### ASSOCIATED PRESS POLL

#	TEAM	RECORD	POINTS	PREV
1	Gonzaga (54)	3-0	1,541	1
2	Baylor (7)	4-0	1,491	2
3	Iowa (1)	6-0	1,427	3
4	Michigan State	6-0	1,307	4
5	Kansas	6-1	1,289	5
6	Houston	4-0	1,169	7
7	Villanova	5-1	1,163	9
8	West Virginia	6-1	1,113	11
9	Creighton	4-1	1,037	8
10	Tennessee	2-0	941	12
11	Texas	5-1	873	T-13
12	Wisconsin	4-1	846	T-13
13	Illinois	4-2	742	6
14	Texas Tech	6-1	669	17
15	Florida State	3-0	619	20
16	Missouri	5-0	491	NR
17	Virginia	3-1	456	18
18	San Diego State	5-0	455	24
19	Rutgers	4-0	396	21
20	Ohio State	5-0	392	22
21	Duke	2-2	345	10
22	North Carolina	4-2	328	16
23	Louisville	4-0	164	25
24	Clemson	5-0	156	NR
25	Michigan	6-0	142	NR

Others receiving votes: Richmond 140, Saint Louis 121, Virginia Tech 115, Xavier 55, Oklahoma State 48, Oregon 31, Indiana 22, Florida 18, Arizona State 13, UCLA 9, Connecticut 7, Arizona 5, Syracuse 4, Georgia 4, Arkansas 4, SMU 1, Minnesota 1.

### USA TODAY COACHES POLL

#	TEAM	RECORD	POINTS	PREV
1	Gonzaga (24)	3-0	790	1
2	Baylor (6)	4-0	772	2
3	Iowa (2)	6-0	729	3
4	Michigan St	6-0	679	4
5	Kansas	6-1	618	5
6	Villanova	5-1	606	6
7	West Virginia	6-1	562	10
8	Houston	4-0	546	8
9	Creighton	4-1	537	7
10	Tennessee	2-0	434	16
11	Texas	5-1	422	12
12	Wisconsin	4-1	420	13
13	Illinois	4-2	388	9
14	Texas Tech	6-1	356	17
15	Florida State	3-0	334	21
16	Virginia	3-1	243	18
17	Rutgers	4-0	231	22
18	Missouri	5-0	221	NR
19	Ohio St.	5-0	215	20
20	San Diego St.	5-0	209	NR
21	North Carolina	4-2	195	14
22	Louisville	4-0	168	24
23	Duke	2-2	120	11
24	Michigan	6-0	101	NR
25	Richmond	4-1	73	19

Others receiving votes: Clemson 70; Oklahoma State 62; Virginia Tech 56; Saint Louis 56; Oregon 41; Xavier 30; UCLA 28; Arizona State 24; Florida 22; Indiana 9; Connecticut 8; Marquette 7; Maryland 6; Southern Methodist 4; Arkansas 4; Penn St. 2; **LSU 1; ABILENE CHRISTIAN 1.**

### COLLEGEINSIDER MID-MAJOR POLL

#	TEAM	RECORD	POINTS	PREV
1	Gonzaga (31)	2-0	775	1
2	Furman	2-0	688	6
3	BYU	3-0	660	7
4	Loyola Chicago	0-0	615	3
5	Belmont	3-0	570	13
6	Georgia State	2-0	544	11
7	Saint Mary's	2-1	543	15
8	Little Rock	1-1	491	4
9	Northern Iowa	0-3	458	2
10	Murray State	1-0	445	10
11	Austin Peay	2-1	378	8
12	UNCG	1-0	377	12
13	South Dakota State	1-2	370	5
14	Winthrop	0-0	338	9
15	Liberty	2-2	318	NR
16	Eastern Washington	0-1	304	14
17	Vermont	0-0	267	17
18	Bradley	2-1	248	16
19	Bowling Green	1-1	241	18
20	New Mexico State	1-0	201	19
21	San Francisco	2-2	133	24
22	Drake	2-0	116	NR
23	Siena	0-0	113	21
24	<b>ABILENE CHRISTIAN</b>	<b>3-0</b>	<b>106</b>	<b>NR</b>
25	Wright State	0-0	86	20

OTHERS RECEIVING VOTES: Pepperdine 83, STEPHEN F. AUSTIN 80, Ohio 51, Boston U. 45, UCSB 45, Pacific 40, Santa Clara 34, Hofstra 33, UC Irvine 33, Mercer 31, Toledo 28, Army 18, Texas State 18, Wofford 17, Saint Peter's 15, Akron 14, Norfolk State 13, Yale 13, Buffalo 12, ETSU 11, South Alabama 10, UMBC 10, Colgate 7, Grand Canyon 6, Northern Kentucky 5, Stetson 4, Delaware 3, Elon 3, Valparaiso 3, UIC 2, Youngstown State 2, Lipscomb 1, New Hampshire 1.



# NEW ORLEANS BASKETBALL

## THE LAST TIME / RECORD CHASERS

### THE LAST TIME THE PRIVATEERS...

<b>SCORED 100 POINTS</b>	W, 106-98 at HBU	1/15/20
<b>ALLOWED 100 POINTS</b>	L, 72-117 at Oklahoma State	11/16/16
<b>SCORED &lt; 60 POINTS</b>	L, 53-83 at Texas A&M	11/29/20
<b>ALLOWED &lt; 60 POINTS</b>	W, 74-57 vs. Florida National	12/8/20
<b>WON BY 30 POINTS</b>	W, 103-59 vs. Williams Baptist	12/14/19
<b>LOST BY 30 POINTS</b>	L, 57-99 at #9/10 Memphis	12/28/19
<b>WON BY 20 POINTS</b>	W, 103-59 vs. Williams Baptist	12/14/19
<b>LOST BY 20 POINTS</b>	L, 53-83 at Texas A&M	11/29/20
<b>SHOT 55% FROM FIELD</b>	59.1% vs. Williams Baptist	12/14/19
<b>MADE 20 FREE THROWS</b>	22 at BYU	11/26/2020
<b>MADE 10 3FG</b>	10 vs. Spring Hill	11/6/18
<b>HAD 50 REBOUNDS</b>	50 vs. Florida National	12/8/20
<b>HAD 20 ASSISTS</b>	21 at Texas A&M	11/29/20
<b>HAD 10 STEALS</b>	10 vs. Abilene Christian	12/18/19
<b>HAD &lt; 10 TURNOVERS</b>	7 vs. Texas A&M-Corpus Christi	2/26/20
<b>FORCED 20 TURNOVERS</b>	21 vs. Nicholls	1/25/20
<b>PLAYED OVERTIME</b>	W, 81-73 at Northwestern State	2/6/19
<b>PLAYED DOUBLE OVERTIME</b>	W, 97-96 vs. North Texas	1/6/06
<b>PLAYED TRIPLE OVERTIME</b>	W, 96-94 vs. NJIT	1/21/14
<b>BEAT A RANKED TEAM (AP)</b>	W, 65-63 at #21 NC State	11/18/07
<b>ALL STARTERS SCORE 10+</b>	W, 86-78 vs. Central Arkansas	1/8/20
<b>NO OPPONENTS STARTERS SCORE 10+</b>	W, 74-53 vs. Nicholls	2/1/16

### THE LAST TIME A PRIVATEER...

<b>SCORED 25 POINTS</b>			
<b>HOME</b>	Bryson Robinson	27	McNeese
<b>AWAY</b>	Troy Green	25	at McNeese
<b>NEUTRAL</b>	Troy Green	34	vs. Campbell <sup>^</sup>
	<sup>^</sup> BSN Sport Dolphin Classic - Jacksonville, Fla.		
<b>SCORED 30 POINTS</b>			
<b>HOME</b>	Bryson Robinson	31	Stephen F. Austin
<b>AWAY</b>	Ezekiel Charles	31	at Northwestern State
<b>NEUTRAL</b>	Troy Green	34	vs. Campbell <sup>^</sup>
	<sup>^</sup> BSN Sport Dolphin Classic - Jacksonville, Fla.		
<b>SCORED 40 POINTS</b>			
<b>HOME</b>	Jamie McNeilly	40	Denver
<b>AWAY</b>	Ledell Eackles	45	at Florida International
<b>NEUTRAL</b>	Never Accomplished		
<b>GRABBED 15 REBOUNDS</b>			
<b>HOME</b>	Travin Thibodeaux	15	Southeastern
<b>AWAY</b>	Erik Thomas	15	at Texas A&M-Corpus Christi
<b>NEUTRAL</b>	James Douglas	20	vs. Louisiana <sup>^</sup>
	<sup>^</sup> SBC Tournament - Little Rock		
<b>GRABBED 20 REBOUNDS</b>			
<b>HOME</b>	Ervin Johnson	24	Jacksonville
<b>AWAY</b>	DeWaune Wesley	20	at Texas-Pan American (UTRGV)
<b>NEUTRAL</b>	Ernest Stackhouse	20	vs. Southern
	<sup>^</sup> NCAA Tournament - Nashville		
<b>GRABBED 25 REBOUNDS</b>			
<b>HOME</b>	Lloyd Terry	25	Georgia State <sup>^</sup>
<b>AWAY</b>	Ervin Johnson	27	at Lamar
<b>NEUTRAL</b>	Never Accomplished		
	<sup>^</sup> Home record set at Mercedes-Benz Superdome.		
<b>HAD 10 ASSISTS</b>			
<b>HOME</b>	Lamont Berzat	11	Spring Hill
<b>AWAY</b>	Rarlenesee Nelson	10	at Duquesne
<b>NEUTRAL</b>	Rico Weaver	10	vs. Centenary <sup>^</sup>
	<sup>^</sup> Mercedes-Benz Superdome		
<b>HAD 15 ASSISTS</b>			
<b>HOME</b>	Jordan Crump	15	Wabash <sup>^</sup>
<b>AWAY</b>	Jordan Crump	17	at Savannah State
<b>NEUTRAL</b>	Never Accomplished		
	<sup>^</sup> Home record set at the Human Performance Center (Physical Education Building.)		
<b>DOUBLE-DOUBLES</b>			
<b>HOME</b>	Damion Rosser	18 pts, 10 pts	Louisiana
<b>AWAY</b>	Gerrale Gates	13 pts, 13 rebs	at UIW
<b>NEUTRAL</b>	Troy Green	18 pts, 12 rebs	vs. Florida National <sup>^</sup>
	<sup>^</sup> BSN Sport Dolphin Classic - Jacksonville, Fla.		
<b>TRIPLE-DOUBLES - ALL HOME</b>			
#1	Ervin Johnson	16 pts, 12 blks, 10 rebs	Texas A&M
#2	Carl Blair	13 pts, 11 asts, 10 rebs	HBU
#3	Travin Thibodeaux	11 asts, 10 pts, 10 rebs	Florida College

## RECORD CHASERS

CAREER POINTS			
RANK	POINTS	NAME	YEARS
1	2,679	Bo McCalebb	2003-2008
2	1,900	Mel Henderson	1969-1973
3	1,608	Ervin Johnson	1989-1993
4	1,549	Nate Mills	1974-1978
5	1,507	Melvin Simon	1990-1994
6	1,358	Tory Walker	1997-2001
	1,358	Ledell Eackles	1986-1988
8	1,356	Christavious Gill	2013-2017
9	1,346	Wilbur Holland	1973-1975
10	1,311	John Harris	1981-1985
<b>20</b>	<b>1,065</b>	<b>TROY GREEN</b>	<b>2017-PRES.</b>

CAREER FREE THROWS MADE			
RANK	FTM	NAME	YEARS
1	610	Bo McCalebb	2003-2008
2	392	Mel Henderson	1969-1973
3	338	Melvin Simon	1990-1994
4	330	Ervin Johnson	1989-1993
5	324	Hector Romero	2001-2003
<b>6</b>	<b>306</b>	<b>TROY GREEN</b>	<b>2017-PRES.</b>
7	303	Nate Frye	2013-2017
8	296	Tony Harris	1988-1990
9	290	Christavious Gill	2013-2017
10	289	Gabe Corchiani	1984-1988

CAREER ASSISTS			
RANK	ASSISTS	NAME	YEARS
1	456	Gabe Corchiani	1984-1988
2	442	Terry Gill	1971-1974
3	403	Jordan Crump	1973-1978
4	391	A.J. Meredith	2000-2004
5	378	Bo McCalebb	2003-2008
6	364	Nate Mills	1974-1978
7	354	Jamie McNeilly	2004-2007
8	307	Duane Reboul	1969-1971
9	280	Cory Brown	1994-1998
10	273	Nate Frye	2013-2017
<b>N/A</b>	<b>266</b>	<b>TROY GREEN</b>	<b>2017-PRES.</b>

CAREER STEALS			
RANK	STEALS	NAME	YEARS
1	250	Bo McCalebb	2003-2008
2	178	Gabe Corchiani	1984-1988
3	169	Christavious Gill	2013-2017
4	147	James Parlow	2004-2008
5	133	Tory Walker	1997-2001
6	132	Travin Thibodeaux	2014-2018
7	131	Sam Jones	1984-1988
8	128	Nate Frye	2013-2017
9	115	Ronnie Grandison	1985-1987
<b>10</b>	<b>113</b>	<b>TROY GREEN</b>	<b>2017-PRES.</b>

CAREER GAMES PLAYED			
RANK	GAMES	NAME	YEARS
1	128	Bo McCalebb	2003-2008
2	125	Ben Elias	2003-2008
3	124	Leonard Bennett	1988-1992
4	123	Ervin Johnson	1989-1993
5	122	Michael Zeno	2014-2018
6	120	Sam Jones	1984-1988
	120	Gabe Corchiani	1984-1988
8	119	Melvin Simon	1990-1994
9	117	Travin Thibodeaux	2014-2018
	117	A.J. Meredith	2000-2004
<b>27</b>	<b>102</b>	<b>TROY GREEN</b>	<b>2017-PRES.</b>



# NEW ORLEANS BASKETBALL

## SEASON / CAREER HIGHS I



SEASON-HIGH				CAREER-HIGH AT UNO			
TOTAL #	LAST AGAINST	DATE		TOTAL #	LAST AGAINST	DATE	
None			POINTS	None			POINTS
None			FIELD GOALS	None			FIELD GOALS
None			3-POINTERS	None			3-POINTERS
None			FREE THROWS	None			FREE THROWS
None			REBOUNDS	None			REBOUNDS
None			ASSISTS	None			ASSISTS
None			STEALS	None			STEALS
None			BLOCKS	None			BLOCKS
3	at BYU	11/26/20	MINUTES	3	at BYU	11/26/20	MINUTES



SEASON-HIGH				CAREER-HIGH AT UNO			
TOTAL #	LAST AGAINST	DATE		TOTAL #	LAST AGAINST	DATE	
23	at Jacksonville	12/9/20	POINTS	23	at Jacksonville	12/9/20	POINTS
11	at Jacksonville	12/9/20	FIELD GOALS	11	at Jacksonville	12/9/20	FIELD GOALS
None			3-POINTERS	1	6x at Butler	11/9/19	3-POINTERS
5	at BYU	11/26/20	FREE THROWS	6	4x McNeese	1/12/19	FREE THROWS
10	Louisiana	12/2/20	REBOUNDS	10	2x Louisiana	12/2/20	REBOUNDS
5	Louisiana	12/2/20	ASSISTS	8	2x Texas Southern	3/20/19	ASSISTS
1	3x Louisiana	12/2/20	STEALS	5	UIW	2/2/19	STEALS
1	3x at Jacksonville	12/9/20	BLOCKS	3	3x at Butler	11/9/19	BLOCKS
38	at Jacksonville	12/9/20	MINUTES	38	3x at Jacksonville	12/9/20	MINUTES



SEASON-HIGH				CAREER-HIGH AT UNO			
TOTAL #	LAST AGAINST	DATE		TOTAL #	LAST AGAINST	DATE	
15	at BYU	11/26/20	POINTS	21	UTRGV	3/14/18	POINTS
5	at BYU	11/26/20	FIELD GOALS	7	UTRGV	3/14/18	FIELD GOALS
3	at BYU	11/26/20	3-POINTERS	4	UTRGV	3/14/18	3-POINTERS
5	at Louisiana	12/15/20	FREE THROWS	8	Texas A&M-CC	3/7/18	FREE THROWS
6	vs. Florida National	12/8/20	REBOUNDS	7	at McNeese	2/22/20	REBOUNDS
5	2x vs. Florida National	12/8/20	ASSISTS	11	Spring Hill	11/5/19	ASSISTS
3	Louisiana	12/2/20	STEALS	4	6x at Pittsburgh	12/20/18	STEALS
None			BLOCKS	1	at #9/10 Memphis	12/28/19	BLOCKS
35	at Louisiana	12/15/20	MINUTES	38	2x Texas Southern	3/20/19	MINUTES



SEASON-HIGH				CAREER-HIGH AT UNO			
TOTAL #	LAST AGAINST	DATE		TOTAL #	LAST AGAINST	DATE	
34	vs. Campbell	12/9/20	POINTS	34	vs. Campbell	12/9/20	POINTS
12	vs. Campbell	12/9/20	FIELD GOALS	12	vs. Campbell	12/9/20	FIELD GOALS
1	4x at Louisiana	12/15/20	3-POINTERS	2	Stephen F. Austin	1/16/19	3-POINTERS
9	vs. Campbell	12/9/20	FREE THROWS	11	at #9/10 Memphis	12/28/19	FREE THROWS
12	vs. Florida National	12/8/20	REBOUNDS	12	vs. Florida National	12/8/20	REBOUNDS
4	at Texas A&M	11/29/20	ASSISTS	8	at HBU	1/15/20	ASSISTS
2	4x at Jacksonville	12/10/20	STEALS	6	Nicholls	1/25/20	STEALS
None			BLOCKS	2	at Lamar	1/9/19	BLOCKS
40	vs. Campell	12/8/20	MINUTES	40	3x vs. Campbell	12/9/10	MINUTES



SEASON-HIGH				CAREER-HIGH AT UNO			
TOTAL #	LAST AGAINST	DATE		TOTAL #	LAST AGAINST	DATE	
7	vs. Florida National	12/8/20	POINTS	20	at Southeastern	3/7/20	POINTS
3	2x vs. Florida National	12/8/20	FIELD GOALS	9	at Southeastern	3/7/20	FIELD GOALS
None			3-POINTERS	1	7x Texas A&M-CC	2/26/20	3-POINTERS
2	at BYU	11/26/20	FREE THROWS	7	Spring Hill	11/05/19	FREE THROWS
7	Louisiana	12/2/20	REBOUNDS	12	Northwestern State	1/29/20	REBOUNDS
7	vs. Florida National	12/8/20	ASSISTS	7	vs. Florida National	12/8/20	ASSISTS
1	3x vs. Florida National	12/8/20	STEALS	3	6x Northwestern State	1/29/20	STEALS
2	vs. Florida National	12/8/20	BLOCKS	2	4x vs. Florida National	12/8/20	BLOCKS
26	vs. Campbell	12/9/20	MINUTES	38	Stephen F. Austin	1/4/20	MINUTES



SEASON-HIGH				CAREER-HIGH AT UNO			
TOTAL #	LAST AGAINST	DATE		TOTAL #	LAST AGAINST	DATE	
None			POINTS	18	Eureka	11/29/19	POINTS
None			FIELD GOALS	6	Eureka	11/29/19	FIELD GOALS
None			3-POINTERS	3	Eureka	11/29/19	3-POINTERS
None			FREE THROWS	3	Eureka	11/29/19	FREE THROWS
None			REBOUNDS	3	Williams Baptist	12/14/18	REBOUNDS
None			ASSISTS	3	2x McNeese	1/19/20	ASSISTS
None			STEALS	1	3x Stephen F. Austin	1/4/20	STEALS
None			BLOCKS	No Career Blocks			BLOCKS
None			MINUTES	36	McNeese	1/18/20	MINUTES



# NEW ORLEANS BASKETBALL

## SEASON / CAREER HIGHS II



### SEASON-HIGH

TOTAL #	LAST AGAINST	DATE
10	vs. Campbell	12/9/20
4	vs. Campbell	12/9/20
2	vs. Campbell	12/9/20
2	at BYU	11/26/20
4	at Jacksonville	12/10/20
3	at BYU	11/26/20
3	at Louisiana	12/15/20
None		
34	at Jacksonville	12/10/20

**POINTS**  
**FIELD GOALS**  
**3-POINTERS**  
**FREE THROWS**  
**REBOUNDS**  
**ASSISTS**  
**STEALS**  
**BLOCKS**  
**MINUTES**

### CAREER-HIGH AT UNO

TOTAL #	LAST AGAINST	DATE
10	vs. Campbell	12/9/20
4	vs. Campbell	12/9/20
2	vs. Campbell	12/9/20
2	at BYU	11/26/20
4	at Jacksonville	12/10/20
3	at BYU	11/26/20
3	at Louisiana	12/15/20
None		
34	at Jacksonville	12/10/20



### SEASON-HIGH

TOTAL #	LAST AGAINST	DATE
12	vs. Florida National	12/8/20
6	vs. Florida National	12/8/20
None		
2	at BYU	11/26/20
7	vs. Florida National	12/8/20
4	at Texas A&M	11/29/20
1	2x at Jacksonville	12/9/20
1	2x at Jacksonville	12/9/20
27	vs. Florida National	12/8/20

**POINTS**  
**FIELD GOALS**  
**3-POINTERS**  
**FREE THROWS**  
**REBOUNDS**  
**ASSISTS**  
**STEALS**  
**BLOCKS**  
**MINUTES**

### CAREER-HIGH AT UNO

TOTAL #	LAST AGAINST	DATE
19	at HBU	1/15/20
9	at HBU	1/15/20
1	Abilene Christian	12/18/19
6	Eureka	11/29/19
8	at HBU	1/15/20
5	Central Arkansas	1/8/20
3	2x at #9/10 Memphis	12/28/19
1	10x at Jacksonville	2/9/20
32	Lamar	1/2/20




### SEASON-HIGH

TOTAL #	LAST AGAINST	DATE
None		
None		
None		
None		
None		
None		
None		
None		
None		
None		

**POINTS**  
**FIELD GOALS**  
**3-POINTERS**  
**FREE THROWS**  
**REBOUNDS**  
**ASSISTS**  
**STEALS**  
**BLOCKS**  
**MINUTES**

### CAREER-HIGH AT UNO

TOTAL #	LAST AGAINST	DATE
None		
None		
None		
None		
None		
None		
None		
None		
None		
None		



### SEASON-HIGH

TOTAL #	LAST AGAINST	DATE
6	2x vs. Florida National	12/8/20
3	vs. Florida National	12/8/20
2	at Texas A&M	11/29/20
None		
6	at Texas A&M	11/29/20
1	2x at Jacksonville	12/10/20
2	at Texas A&M	11/29/20
1	at Jacksonville	12/10/20
14	at Texas A&M	11/29/20

**POINTS**  
**FIELD GOALS**  
**3-POINTERS**  
**FREE THROWS**  
**REBOUNDS**  
**ASSISTS**  
**STEALS**  
**BLOCKS**  
**MINUTES**

### CAREER-HIGH AT UNO

TOTAL #	LAST AGAINST	DATE
6	2x vs. Florida National	12/8/20
3	vs. Florida National	12/8/20
2	at Texas A&M	11/29/20
None		
6	at Texas A&M	11/29/30
1	2x at Jacksonville	12/10/20
2	at Texas A&M	11/29/20
1	at Jacksonville	12/10/20
14	at Texas A&M	11/29/20



### SEASON-HIGH

TOTAL #	LAST AGAINST	DATE
None		
None		
None		
None		
None		
None		
None		
None		
None		
None		

**POINTS**  
**FIELD GOALS**  
**3-POINTERS**  
**FREE THROWS**  
**REBOUNDS**  
**ASSISTS**  
**STEALS**  
**BLOCKS**  
**MINUTES**

### CAREER-HIGH AT UNO

TOTAL #	LAST AGAINST	DATE
None		
None		
None		
None		
None		
None		
None		
None		
None		
None		



### SEASON-HIGH

TOTAL #	LAST AGAINST	DATE
None		
None		
None		
None		
1	at BYU	11/26/20
1	at BYU	11/26/20
None		
None		
10	2x at Texas A&M	11/29/20

**POINTS**  
**FIELD GOALS**  
**3-POINTERS**  
**FREE THROWS**  
**REBOUNDS**  
**ASSISTS**  
**STEALS**  
**BLOCKS**  
**MINUTES**

### CAREER-HIGH AT UNO

TOTAL #	LAST AGAINST	DATE
9	Stephen F. Austin	1/16/19
3	3x Texas Southern	3/20/19
2	Stephen F. Austin	1/16/19
5	UIW	2/2/19
4	UIW	4/4/19
4	at Lamar	1/9/19
3	at Lamar	1/9/19
1	Lamar	3/14/19
19	at Lamar	1/9/19




# NEW ORLEANS BASKETBALL

## SEASON / CAREER HIGHS III

 <b>21</b> <b>BOL TONG</b>	<b>SEASON-HIGH</b>				<b>POINTS</b> <b>FIELD GOALS</b> <b>3-POINTERS</b> <b>FREE THROWS</b> <b>REBOUNDS</b> <b>ASSISTS</b> <b>STEALS</b> <b>BLOCKS</b> <b>MINUTES</b>	<b>CAREER-HIGH AT UNO</b>			
	<b>TOTAL #</b>	<b>LAST AGAINST</b>	<b>DATE</b>			<b>TOTAL #</b>	<b>LAST AGAINST</b>	<b>DATE</b>	
	2	at BYU	11/26/20			2	at BYU	11/26/20	
	None					None			
	None					None			
	2	at BYU	11/26/20			2	at BYU	11/26/20	
	1	at BYU	11/26/20			1	at BYU	11/26/20	
	None					None			
	None					None			
	None					None			
4	at BYU	11/26/20		4	at BYU	11/26/20			

 <b>23</b> <b>LADARIUS MARSHALL</b>	<b>SEASON-HIGH</b>				<b>POINTS</b> <b>FIELD GOALS</b> <b>3-POINTERS</b> <b>FREE THROWS</b> <b>REBOUNDS</b> <b>ASSISTS</b> <b>STEALS</b> <b>BLOCKS</b> <b>MINUTES</b>	<b>CAREER-HIGH AT UNO</b>			
			at Louisiana	12/15/20		<b>TOTAL #</b>	<b>LAST AGAINST</b>	<b>DATE</b>	
	14		at Texas A&M	11/29/20		14	at Texas A&M	11/29/20	
	7		at Texas A&M	11/29/20		7	at Texas A&M	11/29/20	
	None					None			
	3	2x	Louisiana	12/2/20		3	2x	Louisiana	12/2/20
	7		Louisiana	12/2/20		7		Louisiana	12/2/20
	1		at Texas A&M	11/29/20		1		at Texas A&M	11/29/20
	1	3x	at Louisiana	12/12/20		1	3x	at Louisiana	12/12/20
	2	2x	at Louisiana	12/15/20		2	2x	at Louisiana	12/15/20
25		Louisiana	12/2/20	25		Louisiana	12/2/20		

 <b>24</b> <b>RODNEY CARSON JR.</b>	<b>SEASON-HIGH</b>				<b>POINTS</b> <b>FIELD GOALS</b> <b>3-POINTERS</b> <b>FREE THROWS</b> <b>REBOUNDS</b> <b>ASSISTS</b> <b>STEALS</b> <b>BLOCKS</b> <b>MINUTES</b>	<b>CAREER-HIGH AT UNO</b>			
	<b>TOTAL #</b>	<b>LAST AGAINST</b>	<b>DATE</b>			<b>TOTAL #</b>	<b>LAST AGAINST</b>	<b>DATE</b>	
	11		Louisiana	12/2/20		13		Eureka	11/29/19
	4		Louisiana	12/2/20		6		Eureka	11/29/19
	3		Louisiana	12/2/20		3		Louisiana	12/2/20
	2		vs. Florida National	12/8/20		4	3x	at Stephen F. Austin	2/8/20
	3		at Louisiana	12/15/20		8		Eureka	11/29/19
	1	2x	at Jacksonville	12/10/20		3	3x	at Southeastern	2/1/20
	3		at BYU	11/26/20		3	2x	at BYU	11/26/20
	None					2		at Southeastern	2/1/20
29		at Jacksonville	12/10/20	37		at Southeastern	2/1/20		

 <b>32</b> <b>RASHAD HOLMES</b>	<b>SEASON-HIGH</b>				<b>POINTS</b> <b>FIELD GOALS</b> <b>3-POINTERS</b> <b>FREE THROWS</b> <b>REBOUNDS</b> <b>ASSISTS</b> <b>STEALS</b> <b>BLOCKS</b> <b>MINUTES</b>	<b>CAREER-HIGH AT UNO</b>			
	<b>TOTAL #</b>	<b>LAST AGAINST</b>	<b>DATE</b>			<b>TOTAL #</b>	<b>LAST AGAINST</b>	<b>DATE</b>	
	None					None			
	None					None			
	None					None			
	None					None			
	None					None			
	None					None			
	None					None			
	None					None			

 <b>33</b> <b>D'ANTE BELL</b>	<b>SEASON-HIGH</b>				<b>POINTS</b> <b>FIELD GOALS</b> <b>3-POINTERS</b> <b>FREE THROWS</b> <b>REBOUNDS</b> <b>ASSISTS</b> <b>STEALS</b> <b>BLOCKS</b> <b>MINUTES</b>	<b>CAREER-HIGH AT UNO</b>			
	<b>TOTAL #</b>	<b>LAST AGAINST</b>	<b>DATE</b>			<b>TOTAL #</b>	<b>LAST AGAINST</b>	<b>DATE</b>	
	None					None			
	None					None			
	None					None			
	None					None			
	None					None			
	None					None			
	None					None			
	None					None			



# NEW ORLEANS BASKETBALL

## BROADCAST ROSTER I

0		<p><b>JAY RODGERS</b> FR GUARD   6-3   185   COLUMBUS, OHIO</p> <table border="1"> <thead> <tr> <th>GP/GS</th> <th>MIN</th> <th>PTS</th> <th>FG%</th> <th>3FG%</th> <th>FT%</th> <th>REBS</th> <th>AST</th> <th>TO</th> <th>RATIO</th> <th>STL</th> <th>BLK</th> </tr> </thead> <tbody> <tr> <td>4/0</td> <td>2.0</td> <td>0.0</td> <td>0.0</td> <td>0.0</td> <td>0.0</td> <td>0.0</td> <td>0.0</td> <td>0.3</td> <td>0.0</td> <td>0.0</td> <td>0.0</td> </tr> </tbody> </table> <p><b>CAREER HIGHS</b> 0 PTS, 0 FGM, 0 3FG, 0 FTM, 0 REB, 0 AST, 0 STL, 0 BLK, 3 MIN</p>	GP/GS	MIN	PTS	FG%	3FG%	FT%	REBS	AST	TO	RATIO	STL	BLK	4/0	2.0	0.0	0.0	0.0	0.0	0.0	0.0	0.3	0.0	0.0	0.0	<p><b>QUICK NOTES ON RODGERS</b></p> <ul style="list-style-type: none"> <li>» Has appeared in four games off the bench.</li> <li>» Father, Leon Rodgers, played at Northern Illinois before professional career overseas for 15 years.</li> <li>» Prefers Jay but first name is JaJuan.</li> <li>» Claims if "we get him in the kitchen, he'll get the team right."</li> </ul>
GP/GS	MIN	PTS	FG%	3FG%	FT%	REBS	AST	TO	RATIO	STL	BLK																
4/0	2.0	0.0	0.0	0.0	0.0	0.0	0.0	0.3	0.0	0.0	0.0																
1		<p><b>DAMION ROSSER   "ROSS-ER"</b> JR GUARD   6-4   220   McDONOUGH, GEORGIA</p> <table border="1"> <thead> <tr> <th>GP/GS</th> <th>MIN</th> <th>PTS</th> <th>FG%</th> <th>3FG%</th> <th>FT%</th> <th>REBS</th> <th>AST</th> <th>TO</th> <th>RATIO</th> <th>STL</th> <th>BLK</th> </tr> </thead> <tbody> <tr> <td>7/7</td> <td>33.3</td> <td>15.1</td> <td>55.4</td> <td>0.0</td> <td>77.8</td> <td>5.9</td> <td>2.6</td> <td>2.1</td> <td>1.2</td> <td>0.6</td> <td>0.3</td> </tr> </tbody> </table> <p><b>CAREER HIGHS</b> 22 PTS, 11 FGM, 1 3FG, 6 FTM, 10 REB, 8 AST, 5 STL, 3 BLK, 38 MIN</p>	GP/GS	MIN	PTS	FG%	3FG%	FT%	REBS	AST	TO	RATIO	STL	BLK	7/7	33.3	15.1	55.4	0.0	77.8	5.9	2.6	2.1	1.2	0.6	0.3	<p><b>QUICK NOTES ON ROSSER</b></p> <ul style="list-style-type: none"> <li>» Third in the league in shooting percentage, third in minutes played and sixth in scoring.</li> <li>» SAAC President. - Arts, Film &amp; Theatre major with aspirations of becoming an actor/entertainer.</li> <li>» Windmill dunk at Jacksonville (Dec. 10) was No. 3 on #SCTop10.</li> </ul>
GP/GS	MIN	PTS	FG%	3FG%	FT%	REBS	AST	TO	RATIO	STL	BLK																
7/7	33.3	15.1	55.4	0.0	77.8	5.9	2.6	2.1	1.2	0.6	0.3																
2		<p><b>LAMONT BERZAT   "LAH-MONT BUR-ZAHT"</b> SR GUARD   5-6   155   NEW ORLEANS, LOUISIANA</p> <table border="1"> <thead> <tr> <th>GP/GS</th> <th>MIN</th> <th>PTS</th> <th>FG%</th> <th>3FG%</th> <th>FT%</th> <th>REBS</th> <th>AST</th> <th>TO</th> <th>RATIO</th> <th>STL</th> <th>BLK</th> </tr> </thead> <tbody> <tr> <td>7/6</td> <td>25.8</td> <td>6.6</td> <td>38.5</td> <td>36.4</td> <td>72.7</td> <td>3.3</td> <td>3.3</td> <td>2.6</td> <td>1.3</td> <td>1.0</td> <td>0.0</td> </tr> </tbody> </table> <p><b>CAREER HIGHS</b> 21 PTS, 7 FGM, 4 3FG, 8 FTM, 7 REB, 11 AST, 4 STL, 1 BLK, 38 MIN</p>	GP/GS	MIN	PTS	FG%	3FG%	FT%	REBS	AST	TO	RATIO	STL	BLK	7/6	25.8	6.6	38.5	36.4	72.7	3.3	3.3	2.6	1.3	1.0	0.0	<p><b>QUICK NOTES ON BERZAT</b></p> <ul style="list-style-type: none"> <li>» 12th in the league in assist/turnover ratio, and 10th in total assists.</li> <li>» Appeared in all seven games this season.</li> <li>» Referred to as "Coach Mont" as an extension of the coaching staff.</li> <li>» Two-sport star at Jacksonville (Dec. 10) was No. 3 on #SCTop10.</li> </ul>
GP/GS	MIN	PTS	FG%	3FG%	FT%	REBS	AST	TO	RATIO	STL	BLK																
7/6	25.8	6.6	38.5	36.4	72.7	3.3	3.3	2.6	1.3	1.0	0.0																
3		<p><b>TROY GREEN</b> SR GUARD   6-3   215   ST. ROSE, LOUISIANA</p> <table border="1"> <thead> <tr> <th>GP/GS</th> <th>MIN</th> <th>PTS</th> <th>FG%</th> <th>3FG%</th> <th>FT%</th> <th>REBS</th> <th>AST</th> <th>TO</th> <th>RATIO</th> <th>STL</th> <th>BLK</th> </tr> </thead> <tbody> <tr> <td>7/7</td> <td>32.8</td> <td>17.4</td> <td>50.6</td> <td>33.3</td> <td>78.9</td> <td>5.9</td> <td>2.3</td> <td>3.6</td> <td>0.6</td> <td>1.3</td> <td>0.0</td> </tr> </tbody> </table> <p><b>CAREER HIGHS</b> 34 PTS, 12 FGM, 2 3FG, 11 FTM, 12 REB, 8 AST, 6 STL, 2 BLK, 40 MIN</p>	GP/GS	MIN	PTS	FG%	3FG%	FT%	REBS	AST	TO	RATIO	STL	BLK	7/7	32.8	17.4	50.6	33.3	78.9	5.9	2.3	3.6	0.6	1.3	0.0	<p><b>QUICK NOTES ON GREEN</b></p> <ul style="list-style-type: none"> <li>» Preseason All-Southland Second Team.</li> <li>» Reigning Southland and LSWA Player of the Week.</li> <li>» 34 points vs. Campbell the most by a Privateer since Christavious Gill in 2016.</li> <li>» <b>No. 20 in scoring (1,050 career points).</b></li> <li>» Fifth in Southland in shooting and fourth in scoring.</li> </ul>
GP/GS	MIN	PTS	FG%	3FG%	FT%	REBS	AST	TO	RATIO	STL	BLK																
7/7	32.8	17.4	50.6	33.3	78.9	5.9	2.3	3.6	0.6	1.3	0.0																
4		<p><b>JAHMEL MYERS   "JAH-MEL"</b> JR FORWARD   6-6   215   CAPE CORAL, FLORIDA</p> <table border="1"> <thead> <tr> <th>GP/GS</th> <th>MIN</th> <th>PTS</th> <th>FG%</th> <th>3FG%</th> <th>FT%</th> <th>REBS</th> <th>AST</th> <th>TO</th> <th>RATIO</th> <th>STL</th> <th>BLK</th> </tr> </thead> <tbody> <tr> <td>7/7</td> <td>21.9</td> <td>3.9</td> <td>37.9</td> <td>0.0</td> <td>50.0</td> <td>3.6</td> <td>2.0</td> <td>1.9</td> <td>1.1</td> <td>0.4</td> <td>0.6</td> </tr> </tbody> </table> <p><b>CAREER HIGHS</b> 20 PTS, 9 FGM, 1 3FG, 7 FTM, 12 REB, 7 AST, 3 STL, 2 BLK, 38 MIN</p>	GP/GS	MIN	PTS	FG%	3FG%	FT%	REBS	AST	TO	RATIO	STL	BLK	7/7	21.9	3.9	37.9	0.0	50.0	3.6	2.0	1.9	1.1	0.4	0.6	<p><b>QUICK NOTES ON MYERS</b></p> <ul style="list-style-type: none"> <li>» Shot 61.7 percent from the field, second highest in the Southland in 2019-2020.</li> <li>» Dished career-high seven assists in win vs. Florida National (Dec. 8).</li> <li>» Switched to #4 after wearing #11 for two seasons.</li> <li>» Goes by "Jah."</li> </ul>
GP/GS	MIN	PTS	FG%	3FG%	FT%	REBS	AST	TO	RATIO	STL	BLK																
7/7	21.9	3.9	37.9	0.0	50.0	3.6	2.0	1.9	1.1	0.4	0.6																
5		<p><b>CHARLES BOHANNON</b> SR GUARD   6-0   205   AUSTIN, TEXAS</p> <table border="1"> <thead> <tr> <th>GP/GS</th> <th>MIN</th> <th>PTS</th> <th>FG%</th> <th>3FG%</th> <th>FT%</th> <th>REBS</th> <th>AST</th> <th>TO</th> <th>RATIO</th> <th>STL</th> <th>BLK</th> </tr> </thead> <tbody> <tr> <td>0/0</td> <td>0.0</td> <td>0.0</td> <td>0.0</td> <td>0.0</td> <td>0.0</td> <td>0.0</td> <td>0.0</td> <td>0.0</td> <td>0.0</td> <td>0.0</td> <td>0.0</td> </tr> </tbody> </table> <p><b>CAREER HIGHS</b> 18 PTS, 6 FGM, 3 3FG, 3 FTM, 3 REB, 3 AST, 1 STL, 0 BLK, 36 MIN</p>	GP/GS	MIN	PTS	FG%	3FG%	FT%	REBS	AST	TO	RATIO	STL	BLK	0/0	0.0	0.0	0.0	0.0	0.0	0.0	0.0	0.0	0.0	0.0	0.0	<p><b>QUICK NOTES ON BOHANNON</b></p> <ul style="list-style-type: none"> <li>» Appeared in 18 games last season before missing remainder of season due to injury.</li> <li>» Scored a career-high 18 points in win over Eureka during Thanksgiving Weekend last season.</li> <li>» Mechanical Engineering Major.</li> <li>» Walk-On.</li> </ul>
GP/GS	MIN	PTS	FG%	3FG%	FT%	REBS	AST	TO	RATIO	STL	BLK																
0/0	0.0	0.0	0.0	0.0	0.0	0.0	0.0	0.0	0.0	0.0	0.0																
10		<p><b>DEREK ST. HILAIRE   "SAINT HILL-AIR"</b> GS GUARD   6-0   205   AUSTIN, TEXAS</p> <table border="1"> <thead> <tr> <th>GP/GS</th> <th>MIN</th> <th>PTS</th> <th>FG%</th> <th>3FG%</th> <th>FT%</th> <th>REBS</th> <th>AST</th> <th>TO</th> <th>RATIO</th> <th>STL</th> <th>BLK</th> </tr> </thead> <tbody> <tr> <td>7/1</td> <td>22.3</td> <td>4.6</td> <td>25.0</td> <td>20.7</td> <td>80.0</td> <td>2.4</td> <td>1.6</td> <td>2.1</td> <td>0.7</td> <td>1.1</td> <td>0.0</td> </tr> </tbody> </table> <p><b>CAREER HIGHS</b> 10 PTS, 4 FGM, 2 3FG, 2 FTM, 4 REB, 3 AST, 2 STL, 0 BLK, 34 MIN</p>	GP/GS	MIN	PTS	FG%	3FG%	FT%	REBS	AST	TO	RATIO	STL	BLK	7/1	22.3	4.6	25.0	20.7	80.0	2.4	1.6	2.1	0.7	1.1	0.0	<p><b>QUICK NOTES ON ST. HILAIRE</b></p> <ul style="list-style-type: none"> <li>» Played in 63 games over two seasons at Jacksonville State before transferring to the Lakefront.</li> <li>» Made first start as Privateer at Jacksonville (Dec. 10)</li> <li>» Was born in Long Island, N.Y.</li> <li>» Pursuing a masters in higher education.</li> </ul>
GP/GS	MIN	PTS	FG%	3FG%	FT%	REBS	AST	TO	RATIO	STL	BLK																
7/1	22.3	4.6	25.0	20.7	80.0	2.4	1.6	2.1	0.7	1.1	0.0																
11		<p><b>AHREN FREEMAN   "AARON"</b> SO FORWARD   6-6   235   ORANGE PARK, FLORIDA</p> <table border="1"> <thead> <tr> <th>GP/GS</th> <th>MIN</th> <th>PTS</th> <th>FG%</th> <th>3FG%</th> <th>FT%</th> <th>REBS</th> <th>AST</th> <th>TO</th> <th>RATIO</th> <th>STL</th> <th>BLK</th> </tr> </thead> <tbody> <tr> <td>7/7</td> <td>17.4</td> <td>4.9</td> <td>53.3</td> <td>0.0</td> <td>40.0</td> <td>3.1</td> <td>1.3</td> <td>3.1</td> <td>0.4</td> <td>0.3</td> <td>0.4</td> </tr> </tbody> </table> <p><b>CAREER HIGHS</b> 19 PTS, 9 FGM, 1 3FG, 6 FTM, 8 REB, 5 AST, 3 STL, 1 BLK, 32 MIN</p>	GP/GS	MIN	PTS	FG%	3FG%	FT%	REBS	AST	TO	RATIO	STL	BLK	7/7	17.4	4.9	53.3	0.0	40.0	3.1	1.3	3.1	0.4	0.3	0.4	<p><b>QUICK NOTES ON FREEMAN</b></p> <ul style="list-style-type: none"> <li>» Posted 10 points and six rebounds in at Jacksonville (Dec. 10).</li> <li>» Featured on SportsCenter's Top 10 Plays on Snapchat last year after dunk at #9/10 Memphis.</li> <li>» Wore #23 last season.</li> <li>» Trained in the offseason with Kmani Doughty.</li> </ul>
GP/GS	MIN	PTS	FG%	3FG%	FT%	REBS	AST	TO	RATIO	STL	BLK																
7/7	17.4	4.9	53.3	0.0	40.0	3.1	1.3	3.1	0.4	0.3	0.4																
12		<p><b>NORRIS WILLIAMS</b> FR GUARD   6-2   165   NEW ORLEANS, LOUISIANA</p> <table border="1"> <thead> <tr> <th>GP/GS</th> <th>MIN</th> <th>PTS</th> <th>FG%</th> <th>3FG%</th> <th>FT%</th> <th>REBS</th> <th>AST</th> <th>TO</th> <th>RATIO</th> <th>STL</th> <th>BLK</th> </tr> </thead> <tbody> <tr> <td>0/0</td> <td>0.0</td> <td>0.0</td> <td>0.0</td> <td>0.0</td> <td>0.0</td> <td>0.0</td> <td>0.0</td> <td>0.0</td> <td>0.0</td> <td>0.0</td> <td>0.0</td> </tr> </tbody> </table> <p><b>CAREER HIGHS</b> 0 PTS, 0 FGM, 0 3FG, 0 FTM, 0 REB, 0 AST, 0 STL, 0 BLK, 0 MIN</p>	GP/GS	MIN	PTS	FG%	3FG%	FT%	REBS	AST	TO	RATIO	STL	BLK	0/0	0.0	0.0	0.0	0.0	0.0	0.0	0.0	0.0	0.0	0.0	0.0	<p><b>QUICK NOTES ON WILLIAMS</b></p> <ul style="list-style-type: none"> <li>» All-Metro team selection at Archbishop Hannan in Covington.</li> <li>» Two-time district MVP with over 1,000 points in prep career.</li> <li>» Business Administration major.</li> <li>» Walk-On.</li> <li>» Hidden talent: Singing.</li> </ul>
GP/GS	MIN	PTS	FG%	3FG%	FT%	REBS	AST	TO	RATIO	STL	BLK																
0/0	0.0	0.0	0.0	0.0	0.0	0.0	0.0	0.0	0.0	0.0	0.0																



# NEW ORLEANS BASKETBALL

## BROADCAST ROSTER II

13		<p><b>KMANI DOUGHTY   "KAH-MAH-KNEE DOW-TEE"</b> RS-FR GUARD   6-5   195   BROOKLYN, NEW YORK</p> <table border="1"> <thead> <tr> <th>GP/GS</th> <th>MIN</th> <th>PTS</th> <th>FG%</th> <th>3FG%</th> <th>FT%</th> <th>REBS</th> <th>AST</th> <th>TO</th> <th>RATIO</th> <th>STL</th> <th>BLK</th> </tr> </thead> <tbody> <tr> <td>6/0</td> <td>8.4</td> <td>2.5</td> <td>35.3</td> <td>37.5</td> <td>0.0</td> <td>1.8</td> <td>0.3</td> <td>1.5</td> <td>0.2</td> <td>0.5</td> <td>0.2</td> </tr> </tbody> </table> <p><b>CAREER HIGHS</b> 6 PTS, 3 FGM, 2 3FG, 0 FTM, 6 REB, 1 AST, 2 STL, 1 BLK, 14 MIN</p>	GP/GS	MIN	PTS	FG%	3FG%	FT%	REBS	AST	TO	RATIO	STL	BLK	6/0	8.4	2.5	35.3	37.5	0.0	1.8	0.3	1.5	0.2	0.5	0.2	<p><b>QUICK NOTES ON DOUGHTY</b></p> <ul style="list-style-type: none"> <li>» Scored six points on two made threes and six rebounds at Texas A&amp;M.</li> <li>» Redshirted last season.</li> <li>» Born in Brooklyn, N.Y. before concluding his prep career in Melbourne, Fla</li> <li>» Appeared in all six games.</li> <li>» Plays guitar and piano.</li> </ul>
GP/GS	MIN	PTS	FG%	3FG%	FT%	REBS	AST	TO	RATIO	STL	BLK																
6/0	8.4	2.5	35.3	37.5	0.0	1.8	0.3	1.5	0.2	0.5	0.2																
15		<p><b>TAMIR BYNUM   "TA-MEER BYE-NUM"</b> JR GUARD   6-2   160   HOUSTON, TEXAS</p> <p><i>LAST SEASON AT PRAIRIE VIEW A&amp;M</i></p> <table border="1"> <thead> <tr> <th>GP/GS</th> <th>MIN</th> <th>PTS</th> <th>FG%</th> <th>3FG%</th> <th>FT%</th> <th>REBS</th> <th>AST</th> <th>TO</th> <th>RATIO</th> <th>STL</th> <th>BLK</th> </tr> </thead> <tbody> <tr> <td>18/0</td> <td>9.8</td> <td>2.8</td> <td>43.2</td> <td>11.1</td> <td>61.1</td> <td>0.9</td> <td>0.9</td> <td>0.7</td> <td>1.3</td> <td>0.3</td> <td>0.1</td> </tr> </tbody> </table> <p><b>CAREER HIGHS BEFORE UNO</b> 10 PTS, 5 FGM, 1 3FG, 5 FTM, 3 REB, 6 AST, 2 STL, 1 BLK, 32 MIN</p>	GP/GS	MIN	PTS	FG%	3FG%	FT%	REBS	AST	TO	RATIO	STL	BLK	18/0	9.8	2.8	43.2	11.1	61.1	0.9	0.9	0.7	1.3	0.3	0.1	<p><b>QUICK NOTES ON BYNUM</b></p> <ul style="list-style-type: none"> <li>» Appeared in nine games for UTSA in 2018-2021 as a freshman, and 18 games for Prairie View A&amp;M in 2019-2020.</li> <li>» Comes from an athletic family: brother, Tyree played for Texas Southern, father, Reggie played Cheyney and in the CFL.</li> <li>» Naturally right-handed, but shoots left-handed.</li> </ul>
GP/GS	MIN	PTS	FG%	3FG%	FT%	REBS	AST	TO	RATIO	STL	BLK																
18/0	9.8	2.8	43.2	11.1	61.1	0.9	0.9	0.7	1.3	0.3	0.1																
20		<p><b>LARRY ROBINSON III</b> RS-SR GUARD   5-11   175   BOSSIER CITY, LOUISIANA</p> <table border="1"> <thead> <tr> <th>GP/GS</th> <th>MIN</th> <th>PTS</th> <th>FG%</th> <th>3FG%</th> <th>FT%</th> <th>REBS</th> <th>AST</th> <th>TO</th> <th>RATIO</th> <th>STL</th> <th>BLK</th> </tr> </thead> <tbody> <tr> <td>3/0</td> <td>7.3</td> <td>0.0</td> <td>0.0</td> <td>0.0</td> <td>0.0</td> <td>0.3</td> <td>0.3</td> <td>1.3</td> <td>0.3</td> <td>0.3</td> <td>0.0</td> </tr> </tbody> </table> <p><b>CAREER HIGHS</b> 6 PTS, 3 FGM, 2 3FG, 0 FTM, 6 REB, 1 AST, 2 STL, 1 BLK, 14 MIN</p>	GP/GS	MIN	PTS	FG%	3FG%	FT%	REBS	AST	TO	RATIO	STL	BLK	3/0	7.3	0.0	0.0	0.0	0.0	0.3	0.3	1.3	0.3	0.3	0.0	<p><b>QUICK NOTES ON ROBINSON III</b></p> <ul style="list-style-type: none"> <li>» Redshirted last season due to a preseason injury after playing in 29 games in his first year on the Lakefront</li> <li>» Transferred to UNO from Southern U (Shreveport) two years ago.</li> <li>» Father, Larry II, played pro basketball for 14 years in the NBA and overseas - won an NBA title in 1994 with Houston.</li> </ul>
GP/GS	MIN	PTS	FG%	3FG%	FT%	REBS	AST	TO	RATIO	STL	BLK																
3/0	7.3	0.0	0.0	0.0	0.0	0.3	0.3	1.3	0.3	0.3	0.0																
21		<p><b>BOL TONG</b> JR FORWARD   6-9   215   KANSAS CITY, MISSOURI</p> <table border="1"> <thead> <tr> <th>GP/GS</th> <th>MIN</th> <th>PTS</th> <th>FG%</th> <th>3FG%</th> <th>FT%</th> <th>REBS</th> <th>AST</th> <th>TO</th> <th>RATIO</th> <th>STL</th> <th>BLK</th> </tr> </thead> <tbody> <tr> <td>2/0</td> <td>3.3</td> <td>1.0</td> <td>0.0</td> <td>0.0</td> <td>100.0</td> <td>0.5</td> <td>0.0</td> <td>0.0</td> <td>0.0</td> <td>0.0</td> <td>0.0</td> </tr> </tbody> </table> <p><b>CAREER HIGHS</b> 2 PTS, 0 FGM, 0 3FG, 2 FTM, 1 REB, 0 AST, 0 STL, 0 BLK, 4 MIN</p>	GP/GS	MIN	PTS	FG%	3FG%	FT%	REBS	AST	TO	RATIO	STL	BLK	2/0	3.3	1.0	0.0	0.0	100.0	0.5	0.0	0.0	0.0	0.0	0.0	<p><b>QUICK NOTES ON TONG</b></p> <ul style="list-style-type: none"> <li>» Averaged 8.5 points, shot 41.1 percent from long distance, scored in double-figures 10 times with a high of 29 points at Hill Junior College last season.</li> <li>» Second player named Bol in school history, following Bol Riek ("Reek").</li> <li>» Believes there should be a law against putting pineapples on pizza.</li> </ul>
GP/GS	MIN	PTS	FG%	3FG%	FT%	REBS	AST	TO	RATIO	STL	BLK																
2/0	3.3	1.0	0.0	0.0	100.0	0.5	0.0	0.0	0.0	0.0	0.0																
23		<p><b>LADARIUS MARSHALL "KRUNCHY"</b> JR FORWARD   6-6   230   JACKSON, MISSISSIPPI</p> <table border="1"> <thead> <tr> <th>GP/GS</th> <th>MIN</th> <th>PTS</th> <th>FG%</th> <th>3FG%</th> <th>FT%</th> <th>REBS</th> <th>AST</th> <th>TO</th> <th>RATIO</th> <th>STL</th> <th>BLK</th> </tr> </thead> <tbody> <tr> <td>6/0</td> <td>19.9</td> <td>6.3</td> <td>56.0</td> <td>0.0</td> <td>58.8</td> <td>5.3</td> <td>0.2</td> <td>1.0</td> <td>0.2</td> <td>0.5</td> <td>0.7</td> </tr> </tbody> </table> <p><b>CAREER HIGHS</b> 14 PTS, 7 FGM, 0 3FG, 3 FTM, 7 REB, 1 AST, 1 STL, 2 BLK, 25 MIN</p>	GP/GS	MIN	PTS	FG%	3FG%	FT%	REBS	AST	TO	RATIO	STL	BLK	6/0	19.9	6.3	56.0	0.0	58.8	5.3	0.2	1.0	0.2	0.5	0.7	<p><b>QUICK NOTES ON MARSHALL</b></p> <ul style="list-style-type: none"> <li>» Spent last season at Hinds after playing 11 games as a freshman for Southern Miss in 2017-2018.</li> <li>» 2.5 blocks per game ranked among the top 25 in NJCAA last season.</li> <li>» Ranked as high as No. 4 in the state of Mississippi, and a three-star rating by 247Sports.com</li> </ul>
GP/GS	MIN	PTS	FG%	3FG%	FT%	REBS	AST	TO	RATIO	STL	BLK																
6/0	19.9	6.3	56.0	0.0	58.8	5.3	0.2	1.0	0.2	0.5	0.7																
24		<p><b>RODNEY CARSON JR.</b> SR GUARD   6-3   180   AUSTIN, TEXAS</p> <table border="1"> <thead> <tr> <th>GP/GS</th> <th>MIN</th> <th>PTS</th> <th>FG%</th> <th>3FG%</th> <th>FT%</th> <th>REBS</th> <th>AST</th> <th>TO</th> <th>RATIO</th> <th>STL</th> <th>BLK</th> </tr> </thead> <tbody> <tr> <td>7/0</td> <td>17.2</td> <td>4.6</td> <td>37.5</td> <td>38.5</td> <td>60.0</td> <td>1.3</td> <td>0.4</td> <td>0.6</td> <td>0.8</td> <td>0.4</td> <td>0.0</td> </tr> </tbody> </table> <p><b>CAREER HIGHS</b> 10 PTS, 6 FGM, 3 3FG, 4 FTM, 8 REB, 3 AST, 3 STL, 2 BLK, 37 MIN</p>	GP/GS	MIN	PTS	FG%	3FG%	FT%	REBS	AST	TO	RATIO	STL	BLK	7/0	17.2	4.6	37.5	38.5	60.0	1.3	0.4	0.6	0.8	0.4	0.0	<p><b>QUICK NOTES ON CARSON JR.</b></p> <ul style="list-style-type: none"> <li>» Appeared in 29 games as a true freshman last season, starting the last three games of the season.</li> <li>» Has tattoo of father, Rodney Sr., on his chest, who passed away when he was younger - touches it prior to each game.</li> <li>» Scored 11 points on 3-of-3 from deep vs. Louisiana (Dec. 2).</li> </ul>
GP/GS	MIN	PTS	FG%	3FG%	FT%	REBS	AST	TO	RATIO	STL	BLK																
7/0	17.2	4.6	37.5	38.5	60.0	1.3	0.4	0.6	0.8	0.4	0.0																
32		<p><b>RASHAD HOLMES   "RAH-SHAD"</b> FR GUARD   5-11   160   NEW ORLEANS, LOUISIANA</p> <table border="1"> <thead> <tr> <th>GP/GS</th> <th>MIN</th> <th>PTS</th> <th>FG%</th> <th>3FG%</th> <th>FT%</th> <th>REBS</th> <th>AST</th> <th>TO</th> <th>RATIO</th> <th>STL</th> <th>BLK</th> </tr> </thead> <tbody> <tr> <td>0/0</td> <td>0.0</td> <td>0.0</td> <td>0.0</td> <td>0.0</td> <td>0.0</td> <td>0.0</td> <td>0.0</td> <td>0.0</td> <td>0.0</td> <td>0.0</td> <td>0.0</td> </tr> </tbody> </table> <p><b>CAREER HIGHS</b> 0 PTS, 0 FGM, 0 3FG, 0 FTM, 0 REB, 0 AST, 0 STL, 0 BLK, 0 MIN</p>	GP/GS	MIN	PTS	FG%	3FG%	FT%	REBS	AST	TO	RATIO	STL	BLK	0/0	0.0	0.0	0.0	0.0	0.0	0.0	0.0	0.0	0.0	0.0	0.0	<p><b>QUICK NOTES ON HOLMES</b></p> <ul style="list-style-type: none"> <li>» Two-sport Athlete in high school (football and basketball) at John Curtis.</li> <li>» Goes by "Shad".</li> <li>» Business administration major.</li> <li>» Walk-On.</li> </ul>
GP/GS	MIN	PTS	FG%	3FG%	FT%	REBS	AST	TO	RATIO	STL	BLK																
0/0	0.0	0.0	0.0	0.0	0.0	0.0	0.0	0.0	0.0	0.0	0.0																
33		<p><b>D'ANTE BELL   "DEE-AHN-TAY"</b> FR FORWARD   6-9   225   SHREVEPORT, LOUISIANA</p> <table border="1"> <thead> <tr> <th>GP/GS</th> <th>MIN</th> <th>PTS</th> <th>FG%</th> <th>3FG%</th> <th>FT%</th> <th>REBS</th> <th>AST</th> <th>TO</th> <th>RATIO</th> <th>STL</th> <th>BLK</th> </tr> </thead> <tbody> <tr> <td>0/0</td> <td>0.0</td> <td>0.0</td> <td>0.0</td> <td>0.0</td> <td>0.0</td> <td>0.0</td> <td>0.0</td> <td>0.0</td> <td>0.0</td> <td>0.0</td> <td>0.0</td> </tr> </tbody> </table> <p><b>CAREER HIGHS</b> 0 PTS, 0 FGM, 0 3FG, 0 FTM, 0 REB, 0 AST, 0 STL, 0 BLK, 0 MIN</p>	GP/GS	MIN	PTS	FG%	3FG%	FT%	REBS	AST	TO	RATIO	STL	BLK	0/0	0.0	0.0	0.0	0.0	0.0	0.0	0.0	0.0	0.0	0.0	0.0	<p><b>QUICK NOTES ON BELL</b></p> <ul style="list-style-type: none"> <li>» Three-time All-District selection at Bossier High School.</li> <li>» As a senior averaged 11.9 points, 8.2 rebounds, and 2.5 blocks per game. for the Bearkats</li> <li>» Goes by "Dee".</li> <li>» Video Game Development major.</li> </ul>
GP/GS	MIN	PTS	FG%	3FG%	FT%	REBS	AST	TO	RATIO	STL	BLK																
0/0	0.0	0.0	0.0	0.0	0.0	0.0	0.0	0.0	0.0	0.0	0.0																



# NEW ORLEANS BASKETBALL

## PHOTO ROSTER

### 2020-2021 BASKETBALL ROSTER



**0**

**JAY RODGERS**  
FRESHMAN GUARD  
6-3 | 185 | Columbus, Ohio



**1**

**DAMION ROSSER**  
RS-JUNIOR GUARD  
6-4 | 220 | McDonough, Ga.



**2**

**LAMONT BERZAT**  
SENIOR GUARD  
5-6 | 155 | New Orleans, La.



**3**

**TROY GREEN**  
SENIOR GUARD  
6-3 | 215 | St. Rose, La.



**4**

**JAHMEL MYERS**  
JUNIOR FORWARD  
6-6 | 215 | Cape Coral, Fla.



**5**

**CHARLES BOHANNON**  
SENIOR GUARD  
6-0 | 205 | Austin, Texas



**10**

**DEREK ST. HILAIRE**  
GRADUATE STUDENT GUARD  
6-0 | 180 | Atlanta, Ga.



**11**

**AHREN FREEMAN**  
SOPHOMORE FORWARD  
6-6 | 235 | Orange Park, Fla.



**12**

**NORRIS WILLIAMS**  
FRESHMAN GUARD  
6-2 | 165 | New Orleans, La.



**13**

**KMANI DOUGHTY**  
RS-FRESHMAN GUARD  
6-6 | 215 | Cape Coral, Fla.



**15**

**TAMIR BYNUM**  
JUNIOR GUARD  
6-2 | 160 | Houston, Texas



**20**

**LARRY ROBINSON III**  
RS-SENIOR GUARD  
5-11 | 175 | Bossier City, La.



**21**

**BOL TONG**  
JUNIOR FORWARD  
6-9 | 215 | Kansas City, Mo.



**23**

**LADARIUS MARSHALL**  
JUNIOR FORWARD  
6-6 | 230 | Jackson, Miss.



**24**

**RODNEY CARSON JR.**  
SOPHOMORE GUARD  
6-3 | 180 | Philadelphia, Pa.



**32**

**RASHAD HOLMES**  
FRESHMAN GUARD  
5-11 | 160 | New Orleans, La.



**33**

**D'ANTE BELL**  
FRESHMAN FORWARD  
6-9 | 225 | Shreveport, La.

### 2020-2021 COACHING STAFF



**MARK SLESSINGER**  
HEAD COACH  
10th Season at UNO



**JODY BAILEY**  
Assistant Coach  
6th Season at UNO



**KRIS ARKENBERG**  
Assistant Coach  
10th Season at UNO



**JAY SMITH**  
Assistant Coach  
2nd Season at UNO