

UNLV

WOMEN'S SOCCER

Record Book

ALL-TIME REBEL RECORDS

TEAM RECORDS

SEASON

Matches	23 (2005, 2006, 2016)
Wins	16 (2016)
Losses	13 (2019)
Ties	6 (2023)
Winning Percentage	76.0% (16-4-3, 2016)
Overtime Matches	9 (2013)
Points	152 (2016)
Goals	51 (2016)
Assists	50 (2016)
Saves	132 (2000)
Fewest Goals Against	14 in (2005)
Shutouts	11 (2005, 2007)
Goals Against Average	0.59 (2005)

MATCH

Points	21, Nevada, Reno (Sept. 6, 2002)
Goals	9, Nevada, Reno (Sept. 6, 2002)
Assists	6, Oakland (Sept. 4, 2006)
Saves	15, San Diego State (Oct. 20, 1999)
Goals Against	8, UNC (Sept.. 8, 2019)
Largest Margin of Victory	9 (9-0), UNR (Sept. 6, 2002)
Largest Margin of Defeat	8 (0-8), UNC (Sept. 8, 2019)
Shots On Goal	20, Southern Utah (Nov. 3, 2019)
Corner Kicks	16, Idaho (Sept. 23, 2012)

STREAKS

Winning Streak	7 (2012)
Unbeaten Streak	12 (2016)
Shutout Streak	6 (2005)
Losing Streak	6 (1998, 1999, 2019)
Home Winning Streak	9 (2004)
Home Unbeaten Streak	12 (2007-08)
Home Losing Streak	4 (1999, 2009)
Road Winning Streak	5 (2016)
Road Unbeaten Streak	5 (2002, 2005, 2012*, 2016)
Road Losing Streak	6 (2019)
Consecutive Overtime Matches	4 (2009)

INDIVIDUAL RECORDS

CAREER

Matches	88, Bree Kuhne (2005-08)
Matches started	87, Bree Kuhne (2005-08)
Scoring	68, Annii Magliulo (2001-04)
Goals	27, Ashleigh Shoughro (2008-10)
Game-Winning Goals	10, Jenn Wolfe (2010-13) Katie Carney (2004-07)
Assists	22, Susie Bernal (2012-16)
Saves	329, Alicia Lugo (2006-09)
Shutouts	26, Jenna Huff (2002-05)
Goals Against Average	0.90, Jenna Huff (2002-05)

SEASON

Matches	23, 28 players
Matches started	23, seven players
Scoring	38, Lily Sender (2016)
Goals	15, Lily Sender (2016)
Game-Winning Goals	6, Jenn Wolfe (2012)
Assists	10, Susie Bernal (2016)
Saves	114, Shannon Wilson (1999)
Shutouts	10, Alicia Lugo (2007), Kylie Wassell (2012)
Goals Against Average	0.34, Jenna Huff (2005)

MATCH

Scoring	7, Annii Magliulo at Cal State Northridge (2002)
Goals	4, Ashleigh Shoughro vs. Albany (2010)
Assists	3, Lily Sender vs. A&M Corpus Christi (2016)
	3, Susie Bernal at UC Riverside (2013)
Saves	15, Shannon Wilson vs. San Diego State (1999)
Goals Against	7, Shannon Wilson vs. BYU (1999)









UNLV HAT TRICKS

Goals	Player	Date	Opponent
4	Ashleigh Shoughro	Aug. 27, 2010	Albany
3	Hevani Haunga	Aug. 29, 2021	UC San Diego
3	Naliah Harping	Mar. 14, 2021	at San Jose State
3	Lily Sender	Oct. 28, 2016	at Nevada, Reno
3	Annii Magliulo	Sept. 12, 2003	VCU
3	Annii Magliulo	Sept. 29, 2002	at Cal State Northridge
3	Janae Sims	Sept. 29, 2000	at Long Beach State







CAREER LEADERS

POINTS

Player	Goals	Assists	Points
1. Annii Magliulo (2001-04)	23	18	68
2. Katie Carney (2004-07)	24	19	67
3. Anita Pedford (1998-01)	25	16	66
4. Ashleigh Shoughro (2008-10)	27	10	64
5. Jenn Wolfe (2010-13)	22	13	57
6. Janae Sims (1998-01)	22	8	52
7. Susie Bernal (2012-16)	14	22	50
8. Sophie Cortes (2014-17)	16	17	49
9. Jordan Magnin (2013-16)	13	19	45
10. Michaela Morris (2015-19)	18	8	44

GOALS

Player	Goals
1. Ashleigh Shoughro (2008-10)	27
2. Annii Magliulo (2001-04)	25
Anita Pedford (1998-01)	25
4. Katie Carney (2004-07)	24
5. Jenn Wolfe (2010-13)	22
Janae Sims (1998-01)	22
7. Michaela Morris (2015-19)	18
8. Sophie Cortes (2014-17)	16
Lily Sender (2013-16)	16
10. Dakota Blazak (2013-16)	15
Denali Murnan (2011-15)	15
11. Mallie Ramirez (2022-2025)	14
Katie Ballou (2016-19)	14
Susie Bernal (2012-16)	14
Nickie Olson (2002-05)	14
Cosette (Joffs) Packer (1999-02)	14

ASSISTS

Player	Assists
1.Susie Bernal (2012-16)	22
2. Jordan Magnin (2013-16)	19
Katie Carney (2004-07)	19
4. Annii Magliulo (2001-04)	18
5. Sophie Cortes (2014-17)	17
6. Anita Pedford (1998-01)	16
7. Macy Jo Harrison (2010-12)	15
8. Jenn Wolfe (2010-13)	13
Cristyn Enea (1999-02)	13
10. Katie Ballou (2016-19)	12

GOALS AGAINST AVERAGE (min. 800 mins)

Player	GAA
1. Jenna Huff (2002-05)	0.90
2. Ciera Nero (2005-06)	0.99
3. Alicia Lugo (2006-09)	0.99

SAVES

Player	Saves
1. Alicia Lugo (2006-09)	329
2. Jenna Huff (2002-05)	305
3. Kylie Wassell (2010-13)	300

SHUTOUTS

Player	Shutouts
1. Jenna Huff (2002-)	26
2. Kylie Wassell (2010-13)	24
Alicia Lugo (2006-09)	24

SEASON LEADERS

POINTS

Player	Goals	Assists	Points
1. Lily Sender (2016)	15	8	38
2. Sophie Cortes (2017)	12	8	32
3. Ashleigh Shoughro (2010)	14	3	31
4. Ashleigh Shoughro (2008)	11	6	28
5. Jenn Wolfe (2012)	12	2	26
6. Annii Magliulo (2002)	11	3	25
7. Anita Pedford (2001)	11	2	24
Cristyn Enea (2001)	9	6	24
9. Katie Carney (2007)	8	7	23
Janae Sims (2000)	10	3	23
10. Michaela Morris (2017)	9	4	22
Amanda Galbraith (2017)	6	10	22

GOALS

Player	Goals
1. Lily Sender (2016)	15
2. Ashleigh Shoughro (2010)	14
3. Sophie Cortes (2017)	12
Jenn Wolfe (2012)	12
5. Ashleigh Shoughro (2008)	11
Annii Magliulo (2002)	11
Anita Pedford (2001)	11
8. Janae Sims (2000)	10
9. Michaela Morris (2017)	9
Cristyn Enea (2001)	9
10. Katie Carney (2007)	8
Annii Magliulo (2003)	8

ASSISTS

Player	Assists
1. Amanda Galbraith (2017)	10
Susie Bernal (2016)	10
3. Jordan Magnin (2015)	9
4. Sophie Cortes (2017)	8
Lily Sender (2016)	8
Macy Jo Harrison (2012)	8
7. Jenn Wolfe (2013)	7
Katie Carney (2007)	7
Katie Carney (2005)	7
Lourdes Bosch (2021 Fall)	7

GOALS AGAINST AVERAGE (min. 400 mins)

Player	GAA
1. Jenna Huff (2005)	0.34
2. Alicia Lugo (2007)	0.67
3. Jenna Huff (2004)	0.76

SAVES

Player	Saves
1. Shannon Wilson (1999)	114
2. Jenna Huff (2003)	112
3. Alice Gleason (2001)	102

SHUTOUTS

Player	Shutouts
1. Kylie Wassell (2012)	10
Alicia Lugo (2007)	10
3. Jenna Huff (2004)	8

REBEL HONOR ROLL

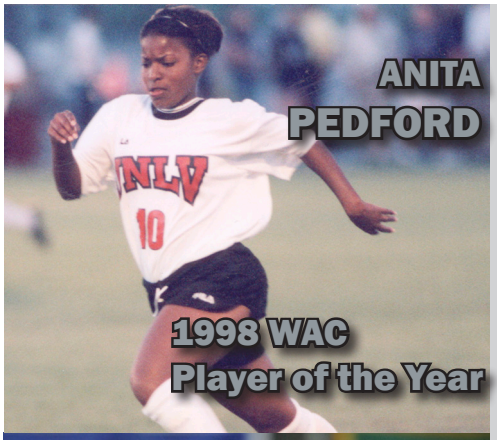







NATIONAL AWARDS

NSCAA ALL-AMERICA

2016	F - Lily Sender	2nd Team

TOP DRAWER SOCCER TEAM OF THE WEEK

2017	MF - Sophie Cortes	Sept. 19
	F - Caitlyn Kreutz	Sept. 5
	MF - Sophie Cortes	Aug. 29
	F - Amanda Galbraith	Aug. 22
2016	F - Lily Sender	Nov. 1
	F - Susie Bernal	Oct. 25
	MF - Jordan Magnin	Oct. 11
	MF - Jordan Magnin	Oct. 4
	F - Dakota Blazak	Aug. 31
2006	F - Armani Rice	Oct. 16
2005	D - Nickie Olson	Oct. 5

SOCCER AMERICA TEAM OF THE WEEK

2008	D - Brie Kuhne	Sept. 16
2007	GK - Alicia Lugo	Nov. 5
	D - Dani Morin	Sept. 24
	F - Katie Carney	Sept. 5
2006	GK - Alicia Lugo	Nov. 8
	MF - Tanya Roberts	Oct. 4
2005	D - Nickie Olson	Oct. 19
2004	MF - Heather Killoch	Nov. 1

SOCCER BUZZ TEAM OF THE WEEK

2008	F - Asleigh Shoughro	Aug. 25
2007	GK - Alicia Lugo	Nov. 5
	D - Dani Morin	Sept. 24
2005	D - Nickie Olson	Oct. 19

COSIDA ACADEMIC ALL AMERICA

2016	F - Lily Sender	3rd Team
2012	GK - Kylie Wassell	3rd Team

NSCAA SCHOLAR ALL AMERICA

2016	F - Lily Sender	1st Team
2007	F - Katie Carney	3rd Team

MAC HERMANN WATCH LIST

2017	D - Chidera Akubuilo	Preseason

Senior CLASS Award

2017	D - Chidera Akubuilo	Finalist

REGIONAL AWARDS

UNITED SOCCER COACHES ALL-WEST

2018	F - Caitlyn Kreutz	2nd team
2017	MF - Sophie Cortes	1st team
	D - Chidera Akubuilo	2nd team

NSCAA ALL-PACIFIC

2016	F - Lily Sender	1st team
	D - Chidera Akubuilo	1st team
2012	F - Jenn Wolfe	2nd team
	MF - Macy Jo Harrison	2nd team
	D - Caitlin Allen	2nd team
2010	F - Ashleigh Shoughro	2nd team

NSCAA ALL-WEST

2008	F - Ashleigh Shoughro	3rd team
2007	F - Katie Carney	3rd team
2006	MF - Tanya Roberts	3rd team
2003	F - Annii Magliulo	3rd team

SOCCER BUZZ ALL-WEST

2008	F - Ashleigh Shoughro	3rd team
2007	F - Katie Carney	3rd team
2005	D - Nickie Olson	3rd team
2004	D - Jenny Ruiz	2nd team
	GK - Jenna Huff	3rd team
	D - Katrina Wright	All-Freshman

COSIDA ACADEMIC ALL DISTRICT

2016	F - Lily Sender	District VIII
2013	MF - Courtney Botelho	1st Team
	GK - Kylie Wassell	2nd Team
	D - Samantha Weber	2nd Team
2012	MF - Courtney Botelho	1st Team
	GK - Kylie Wassell	1st Team
	D - Caitlin Allen	2nd Team
	F - Jenn Wolfe	2nd Team
2011	MF - Courtney Botelho	2nd Team
	GK - Kylie Wassell	2nd Team
	D - Caitlin Allen	2nd Team
2010	D - Caitlin Allen	3rd Team
2008	D - Dani Morin	2nd Team
2007	F - Katie Carney	1st Team
2006	F - Katie Carney	2nd Team
2001	D - Marni Polakow	District VIII

NSCAA SCHOLAR ALL-WEST

2016	F - Lily Sender	1st team
	MF - Jordan Magnin	2nd team

ALL-TIME CONFERENCE AWARDS

MOUNTAIN WEST

OFFENSIVE PLAYER OF THE YEAR

2016	F - Lily Sender
2007	F - Katie Carney
2004	F - Annii Magliulo

DEFENSIVE PLAYER OF THE YEAR

2016	D - Chidera Akubuilo

MW COACH OF THE YEAR

2016	Chris Shaw



2007	Katherine Mertz
2004	Dan Abdalla

ALL-CONFERENCE

2024	D - Gianna Newby	2nd Team
	F - Trinity Buchanan	2nd Team
	D - Amaya Haley	Newcomer
2023	F - Cassie Villanueva	Newcomer
2021	F/MF - Lourdes Bosch	1st team
2020-2021	D - Samantha Bailey	2nd team
	F - Lourdes Bosch	2nd team
	F - Nailah Harping	2nd team
	F - Nailah Harping	Newcomer
2019	F/MF - Lourdes Bosch	Newcomer
2018	D/MF - Taylor Clark	Newcomer
2017	MF - Sophie Cortes	1st team
	D - Chidera Akubilo	2nd team
	F - Amanda Galbraith	Newcomer
2016	D - Chidera Akubilo	1st team
	MF - Sophie Cortes	1st team
	MF - Jordan Magnin	1st team
	F -Lily Sender	1st team
	D - Hayley Wilson	1st team
	F - Susie Bernal	2nd team
	GK - Jordan Sallee	2nd team
	D - Paige Almendariz	Newcomer
	MF - Georgia Kingman	Newcomer
2015	F - Denali Murnan	2nd team
2014	F - Denali Murnan	2nd team
2013	F - Jenn Wolfe	1st team
2012	F - Jenn Wolfe	1st team
	MF - Courtney Botelho	1st team
	MF - Macy Jo Harrison	1st team
	D - Caitlin Allen	1st team
	GK - Kylie Wassell	2nd team
2011	F - Katherine Orellana	1st team
	MF - Macy Jo Harrison	2nd team
	D - Caitlin Allen	2nd team
2010	F - Ashleigh Shoughro	1st team
	MF - Amanda Forrester	2nd team
2009	GK - Alicia Lugo	2nd team
	MF - Brianna Moore	2nd team
2008	F - Ashleigh Shoughro	1st team
	GK - Alicia Lugo	2nd team
	D - Brie Kuhne	2nd team
2007	F - Katie Carney	1st team
	MF - Erica Jensen	1st team
	D - Brie Kuhne	1st team
	F - Jessica Destito	2nd team
2006	D - Brie Kuhne	1st team
	F - Armani Rice	2nd team
	MF - Erica Jensen	2nd team
	MF - Tanya Roberts	2nd team
2005	F - Tanya Roberts	1st team
	D - Nickie Olson	1st team
	GK - Jenna Huff	1st team
	F - Katie Carney	2nd team
2004	MF - Annii Magliulo	1st team
	D - Jenny Ruiz	1st team
	GK - Jenna Huff	1st team
2003	MF - Annii Magliulo	1st team
	D - Tania Lee	2nd team
	D - Jenny Ruiz	2nd team
	GK - Jenna Huff	2nd team
2002	D - Tania Lee	1st team
2001	MF - Anita Pedford	1st team
	MF - Cristyn Enea	2nd team
	D - Tania Lee	2nd team
2000	F - Janae Sims	1st team
	MF - Anita Pedford	2nd team
1999	F - Anita Pedford	1st team

TOURNAMENT MVP

2016	F - Dakota Blazak
2006	MF - Tanya Roberts
2005	MF - Katie Carney

MW ALL-TOURNAMENT TEAM

2016	F - Dakota Blazak
	MF - Jordan Magnin
	MF - Sophie Cortes
	D - Isabella Myers
2012	F - Jenn Wolfe
	D - Caitlin Allen
2011	F - Katherine Orellana
	MF - Macy Jo Harrison
2010	F - Ashleigh Shoughro
	D - Caitlin Allen
2008	F - Haley Partridge
	D - Brie Kuhne
2007	F - Jessica Destito
	D - Brie Kuhne
	GK - Alicia Lugo
2006	F - Katie Carney
	MF - Tanya Roberts
	D - Brie Kuhne
	GK - Alicia Lugo
2005	F - Tanya Roberts
	F - Haley Partridge
	MF - Katie Carney
	D - Heather Killoch
	D - Nickie Olson
	GK - Jenna Huff
2003	D - Erin Egertson
	D - Jenny Ruiz
	GK - Jenna Huff
2002	MF - Anni Magliulo
2001	MF - Anita Pedford
	D - Marni Polakow

PLAYER OF THE WEEK

2017	F -Michaela Morris	Oct. 9
	MF - Sophie Cortes	Aug. 28
	F - Amanda Galbraith	Aug. 22
2016	F - Lily Sender	Oct. 31
	MF - Jordan Magnin	Oct. 3
	F- Dakota Blazak	Aug. 29
	F - Michaela Morris	Aug. 22
	D - Chidera Akubuilo	Aug. 29
	D - Hayley Wilson	Aug. 22
2015	M- Jordan Magnin	Nov. 2
	F - Jodi Barber	Sept. 21
2013	F - Jenn Wolfe	Nov. 4
	F- Dakota Blazak	Oct. 28
	F - Jenn Wolfe	Sept. 2
2012	D - Caitlin Allen	Oct. 15
	GK - Kylie Wassell	Oct. 8
2011	GK - Kylie Wassell	Oct. 24
	MF - Macy Jo Harrison	Oct. 17
	F - Jenna Howerton	Oct. 3
2010	F - Ashleigh Shoughro	Oct. 18
	F - Ashleigh Shoughro	Sept. 27
	D - Caitlin Allen	Sept. 27
	F - Ashleigh Shoughro	Aug. 30
	GK - Alicia Lugo	Aug. 23
2009	GK - Alicia Lugo	Sept. 7
2008	F - Ashleigh Shoughro	Oct. 20
	F - Ashleigh Shoughro	Oct. 6
	D - Alicia Lugo	Sept. 2
2007	F - Katie Carney	Nov. 5
	GK - Alicia Lugo	Nov. 5
	D - Dani Morin	Sept. 24
	F - Katie Carney	Sept. 3
	GK - Alicia Lugo	Sept. 3
2006	F - Armani Rice	Oct. 16
	MF - Tanya Roberts	Oct. 2
	GK - Ciera Nero	Sept. 25
	D - Ashly O'Harrow	Sept. 5
2005	F - Tanya Roberts	Oct. 31
	D - Nickie Olson	Oct. 31
	D - Nickie Olson	Oct. 17
	D - Ashly O'Harrow	Oct. 10
	D - Nickie Olson	Oct. 3
2004	MF - Heather Killoch	Nov. 1
	GK - Jenna Huff	Nov. 1
	F - Katie Carney	Oct. 25
	MF - Jessica Brown	Sept. 13
	F - Jessica Destito	Sept. 7
	GK - Jenna Huff	Sept. 7
2003	GK - Jenna Huff	Nov. 4
2002	F - Annii Magliulo	Sept. 30
2001	MF - Anita Pedford	Oct. 9

WESTERN ATHLETIC

FRESHMAN OF THE YEAR

1998	F - Anita Pedford

ALL-CONFERENCE

1998	F- Anita Pedford	2nd team

1998 (Overall 8-10-1, WAC 1-4-1)
Coach: Staci Hendershott

9/1	at Pepperdine	L	1-2
9/4	at Air Force (1)	W	2-1
9/6	Denver (1)	W	1-0
9/13	MICHIGAN STATE	W	2-1
9/16	at Cal State Northridge	L	2-3
9/18	BOISE STATE	W	2-1
9/20	IDAHO STATE	W	1-1
9/25	at Weber State	L	0-2
9/27	at Utah State	W	3-2
10/1	WYOMING	W	2-1
10/2	SACRAMENTO STATE	L	1-2
10/9	FRESNO STATE%	T	1-1
10/11	SAN JOSE STATE%	W	2-1
10/14	at San Diego State%	L	0-4
10/18	at Hawaii%	L	0-3
10/22	at BYU%	L	0-5
10/24	at Utah %	L	0-4
10/28	at New Mexico (2)	L	2-3
10/30	Minnesota (2)	L	0-3

(1) Falcon Invitational, Colorado Springs, Colo.
(2) UNM Invitational, Albuquerque, N.M.

1999 (Overall 7-11-1, MW 1-5-0)
Coach: Staci Hendershott

9/1	WEBER STATE	W	3-0
9/3	at San Francisco	W	3-2 (2OT)
9/5	at Michigan State	T	0-0
9/10	at Western Michigan	L	0-1
9/12	at Arizona State	L	0-5
9/17	at Northern Arizona	L	0-2
9/19	CAL STATE FULLERTON	W	3-2
9/21	LONG BEACH STATE	W	3-1
9/24	CAL STATE NORTHRIDGE	W	2-1 (2OT)
9/26	at Wyoming*	W	3-2
10/1	KENTUCKY	L	0-1
10/8	at Air Force*	L	0-6
10/10	BYU*	L	0-7
10/14	UTAH*	L	0-2
10/16	at New Mexico*	L	2-3
10/20	SAN DIEGO STATE*	L	0-4
10/29	DETROIT MERCY (1)	W	2-1
10/31	UTAH STATE (1)	L	1-2
11/3	Air Force (2)	L	2-5

(1) UNLV / FILA Tournament, Las Vegas
(2) MW Championships, San Diego, Calif.

2000 (Overall 11-9-0, MW 3-3-0)
Coach: Dan Abdalla

8/25	at Cal State Fullerton	W	3-1
8/27	at Loyola Marymount	L	0-1
8/31	at Utah State (1)	W	2-0
9/2	vs. Iowa (1)	L	0-3
9/7	IDAHO	W	3-2
9/11	BOWLING GREEN	W	2-1
9/15	at Boise State	W	2-1
9/17	at Idaho State	L	1-4
9/23	SAN FRANCISCO	W	3-2
9/29	at Long Beach State	W	4-2
10/1	at Washington State	L	0-4
10/6	WYOMING*	W	1-0
10/8	AIR FORCE*	W	3-1
10/12	at Utah*	L	0-4
10/14	at BYU*	L	0-5
10/18	NEW MEXICO*	W	4-1
10/22	at San Diego State*	L	2-4
10/27	WESTERN MICHIGAN (2)	L	1-2
10/29	UTEP (2)	W	3-0
11/1	AIR FORCE (3)	L	1-4

(1) Utah State Tournament, Logan, Utah
(2) UNLV / FILA Tournament, Las Vegas
(3) MW Championships, Las Vegas

2001 (Overall 12-7-2, MW 3-3-0)
Coach: Dan Abdalla

8/31	LONG BEACH STATE (1)	T	2-2 (2OT)
9/2	WASHINGTON STATE (1)	W	1-0
9/7	vs. Kansas (2)	L	2-4
9/9	vs. South Carolina (2)	T	1-1 (2OT)
9/17	at Southern Utah	W	3-0
9/21	CALIFORNIA	L	1-3
9/23	at Arizona	L	1-4
9/29	CAL POLY (3)	W	1-0 (2OT)
9/30	UTAH STATE (3)	W	2-0
10/2	NEVADA, RENO	W	2-0
10/6	at Northern Arizona	W	1-0
10/11	BYU*	L	1-3
10/13	UTAH*	W	2-1
10/19	at Air Force*	L	2-3
10/21	at Wyoming*	W	3-2 (OT)
10/26	at New Mexico*	W	2-1 (OT)
10/30	SOUTHERN UTAH	W	4-1
11/2	SAN DIEGO STATE*	L	2-3
11/7	WYOMING (4)	W	1-0
11/8	AIR FORCE (4)	W	2-1 (OT)
11/10	BYU (4)	L	1-2

(1) UNLV Soccer Classic, Las Vegas
(2) SDSU Tournament, San Diego, Calif.
(3) UNLV / FILA Tournament, Las Vegas
(4) MW Championships, Las Vegas

2002 (Overall 10-8-1, MW 2-4-0)
Coach: Dan Abdalla

8/30	at Kansas	T	2-2 (2OT)
9/1	at Drury	W	1-0
9/6	NEVADA, RENO (1)	W	9-0
9/8	FRESNO STATE (1)	W	2-1
9/13	MONTANA (2)	L	1-2 (2OT)
9/15	WEBER STATE (2)	W	2-0
9/17	at Southern Utah	W	3-0
9/20	at Northern Arizona	W	3-2
9/22	at Arizona State	L	0-3
9/27	at Cal Poly	L	0-2
9/29	at Cal State Northridge	W	4-2
10/5	HOUSTON	W	2-0
10/13	NEW MEXICO*	L	0-1
10/18	AIR FORCE*	W	1-0 (2OT)
10/20	WYOMING*	W	2-1 (OT)
10/24	at BYU*	L	2-3
10/26	at Utah*	L	0-4
11/2	at San Diego State*	L	1-2 (OT)
11/6	vs. San Diego State (3)	L	1-2

(1) UNLV Tournament, Las Vegas
(2) UNLV / FILA Classic, Las Vegas
(3) MW Championships, Provo, Utah

2003 (Overall 9-9-3, MW 2-4-0)
Coach: Dan Abdalla

8/29	DRURY	W	2-0
8/31	UTAH STATE	W	2-0
9/3	SOUTHERN UTAH	W	5-2
9/5	at San Diego	L	1-0
9/7	TENNESSEE	L	2-5
9/12	VCU (1)	W	4-0
9/14	AUBURN (1)	L	4-0
9/19	at Nevada, Reno	W	1-0
9/21	NORTHERN ARIZONA	T	0-0 (2OT)
9/27	vs. Arizona (2)	W	2-1
9/28	at Montana (2)	L	0-2
10/3	UCLA	L	0-1
10/10	at Wyoming*	L	0-1
10/12	at Colorado College	T	0-0 (2OT)
10/16	UTAH*	L	1-5
10/18	BYU*	L	2-3
10/24	at New Mexico*	L	0-1 (OT)
10/26	at Air Force*	W	1-0 (2OT)
11/1	SAN DIEGO STATE*	W	1-0
11/5	vs. San Diego State (3)	W	2-1
11/6	at Utah (3)~	T	0-0 (3OT)

(1) UNLV / FILA Classic, Las Vegas
(2) Montana Diadora Cup, Missoula, Mont.
(3) MW Championships, Salt Lake City, Utah
~ - Utah advanced after winning penalty kick shootout

2004 (Overall 12-5-2, MW 5-1-0)
MW Regular-Season Champions
NCAA Tournament First Round
Coach: Dan Abdalla

8/28	KANSAS	L	0-2
8/30	LONG ISLAND	W	3-2
9/3	NORTHERN ARIZONA (1)	W	1-0 (2OT)
9/5	MONTANA (1)	W	3-0
9/10	at Houston	W	3-0
9/12	at Rice	T	1-1 (2OT)
9/19	at Tennessee	L	0-3
9/24	SAN DIEGO	W	2-1
9/26	at Nevada, Reno	T	0-0 (2OT)
9/30	IDAHO STATE	W	1-0
10/3	ARIZONA STATE	W	2-0
10/7	at Utah*	W	1-0
10/9	at BYU*	L	0-1
10/15	NEW MEXICO*	W	2-1
10/17	WYOMING*	W	3-1
10/24	AIR FORCE*	W	3-0
10/30	at San Diego State*	W	3-0
11/4	vs. Utah (2)	L	0-2
11/12	vs. San Diego (3)	L	0-1 (2OT)

(1) UNLV / FILA Classic, Las Vegas
(2) MW Championships, Provo, Utah
(3) NCAA Tournament 1st Round, Los Angeles

2005 (Overall 13-7-3, MW 5-2-0)
Coach: Katherine Mertz
MW Tournament Champions
NCAA Tournament First Round

8/26	CS NORTHRIDGE	L	0-2
8/28	NEVADA, RENO	W	5-0
9/2	at Utah State	W	2-1
9/4	at Arizona State	W	2-1
9/9	vs. Richmond (1)	T	1-1 (2OT)
9/11	at VCU (1)	T	0-0 (2OT)
9/16	FRESNO STATE (2)	L	0-1
9/18	LONG BEACH STATE (2)	T	1-1 (2OT)
9/23	at Pepperdine	L	0-1
9/25	at UC Irvine	L	0-2
9/30	UTAH VALLEY ST. (3)	W	3-0
10/2	CREIGHTON (3)	W	4-0
10/7	at Air Force*	W	2-0
10/9	at Wyoming*	W	1-0
10/14	at TCU*	W	1-0
10/16	at New Mexico*	W	2-0
10/20	BYU*	L	0-1

10/22	UTAH*	L	0-1
10/29	SAN DIEGO STATE*	W	3-0
11/2	TCU (4)	W	3-0
11/3	SAN DIEGO STATE (4)	W	2-1 (OT)
11/5	NEW MEXICO (4)	W	1-0 (OT)
11/11	at Cal State Fullerton (5)	L	0-1 (OT)

(1) VCU/Eurosport Invitational, Richmond, Va.
(2) UNLV adidas Classic, Las Vegas
(3) UNLV Rebel Classic, Las Vegas
(4) MWC Championships, Las Vegas
(5) NCAA Tournament 1st Round, Fullerton, Calif.

2006 (Overall 9-11-3, MW 3-4-0)
Coach: Katherine Mertz
MW Tournament Champions
NCAA Tournament First Round

8/25	at Washington State (1)	L	1-2
8/27	vs. Oregon State (1)	T	1-1 (2OT)
9/2	UC IRVINE (2)	W	3-0
9/4	OAKLAND (2)	W	7-0
9/8	UCF (3)	L	2-3
9/10	DENVER (3)	L	0-1 (OT)
9/15	at San Diego	L	0-2
9/17	at USC	L	0-4
9/22	vs. North Dakota State (4)	W	1-0
9/24	at Creighton (4)	W	1-0
9/29	at Arizona State	L	0-1
10/1	PEPPERDINE	W	1-0 (2OT)
10/5	at Utah*	L	0-1
10/8	at San Diego State*	L	1-4
10/13	NEW MEXICO*	W	1-0 (OT)
10/15	TCU*	W	2-1
10/20	at Air Force*	W	2-0
10/22	WYOMING*	L	0-1
10/28	at BYU*	L	0-2
11/1	vs. Wyoming (5)	W	1-0
11/2	vs. BYU (5)~	T	0-0 (2OT)
11/4	at Utah (5)~	T	0-0 (2OT)
11/10	at UCLA (6)	L	1-6

(1) Cougar Classic, Pullman, Wash.
(2) UNLV adidas Classic, Las Vegas
(3) UNLV Rebel Classic, Las Vegas
(4) Blue Jay Classic, Omaha, Neb.
(5) MW Championships, Salt Lake City, Utah
(6) NCAA Tournament 1st Round, Los Angeles
~ - UNLV advanced after winning penalty kick shootout

2007 (Overall 11-5-5, MW 5-1-1)
Coach: Katherine Mertz
MW Regular-Season Champions

8/31	CAL STATE FULLERTON (1)	W	2-0
9/2	ARIZONA STATE (1)	W	2-1
9/7	at UCF (2)	L	1-2
9/9	vs. South Carolina (2)	L	0-1
9/14	at Pepperdine	W	1-0
9/16	at UC Santa Barbara	T	1-1 (2OT)
9/21	WASHINGTON STATE (3)	W	1-0
9/23	IOWA STATE (3)	T	0-0 (2OT)
9/28	at Pacific	T	0-0 (2OT)
9/30	at Nevada, Reno	L	0-3
10/5	PORTLAND STATE	T	0-0 (2OT)
10/7	UTAH VALLEY STATE	W	5-0
10/11	UTAH*	T	2-2 (2OT)
10/14	SAN DIEGO STATE*	W	1-0
10/19	at New Mexico*	W	2-1 (OT)
10/21	at TCU*	W	1-0 (OT)
10/26	AIR FORCE*	W	2-0
10/28	at Wyoming*	L	0-1
11/2	BYU*	W	1-0 (2OT)
11/8	vs. Utah (4)	W	2-1
11/10	at BYU (4)	L	2-1

(1) UNLV adidas Classic, Las Vegas
(2) UCF Invitational, Orlando, Fla.
(3) UNLV Rebel Classic, Las Vegas
(4) MW Championships, Provo, Utah

2008 (Overall 11-7-3, MW 3-3-1)
Coach: Katherine Mertz

8/22	at Loyola Marymount	T	1-1 (2OT)
8/24	at UC Irvine	W	2-0
8/29	NEVADA, RENO (1)	W	5-1
8/30	PACIFIC (1)	W	1-0
9/5	at Cal State Northridge	L	1-2
9/7	at Long Beach State	W	1-0
9/12	vs. Fairleigh Dickinson (2)	W	1-0
9/14	vs. Milwaukee (2)	W	2-1 (OT)
9/19	ROBERT MORRIS (3)	L	1-2
9/21	NIAGARA	W	4-0
9/25	NORTHERN COLORADO	W	3-1
9/28	at UC Riverside	L	2-3
10/3	at San Diego State*	W	2-1
10/9	at BYU*	L	0-1
10/11	at Utah*	L	1-3
10/17	WYOMING*	W	3-1
10/19	AIR FORCE*	W	4-0
10/24	at TCU*	T	1-1 (2OT)
10/31	NEW MEXICO*	L	1-2
11/5	NEW MEXICO(4)~	T	1-1 (2OT)
11/6	BYU(4)	L	0-4

(1) UNLV Nike Classic, Las Vegas
(2) UNM Nike Classic, Albuquerque, N.M.
(3) UNLV Rebel Classic, Las Vegas
(4) MW Championships, Las Vegas
~ - UNLV advanced after winning penalty kick shootout

2009 (Overall 5-9-5, MW 1-5-1)
Coach: Katherine Mertz

8/21	LOYOLA MARYMOUNT	L	0-2
8/28	ILLINOIS STATE (1)	T	1-1 (2OT)
8/30	CS BAKERSFIELD (1)	W	2-1
9/3	at NC State	W	1-0
9/5	at Duke	T	0-0 (2OT)
9/9	OHIO STATE	L	2-3 (OT)
9/11	UC IRVINE	T	1-1 (2OT)
9/18	at San Francisco	T	0-0 (2OT)
9/20	at Saint Mary's	L	0-1
9/26	SOUTHERN UTAH	W	2-0
10/2	vs. Seattle (2)	W	2-1
10/4	vs. Oregon State (2)	L	0-3
10/8	UTAH*	L	0-1
10/10	BYU*	L	0-1
10/15	at Air Force*	W	1-0
10/17	at Wyoming*	T	1-1 (2OT)
10/23	TCU*	L	2-3 (OT)
10/25	SAN DIEGO STATE*	L	0-1
10/31	at New Mexico*	L	0-2

(1) UNLV Nike Classic, Las Vegas
(2) San Diego State Classic, San Diego, Calif.

2010 (Overall 11-8-1, MW 2-4-1)
Coach: Jennifer Klein

8/20	at UC Riverside	W	1-0
8/27	ALBANY (1)	W	5-2
8/29	LOUISIANA-MONROE (1)	W	4-0
9/4	vs. Drake (2)	L	1-2
9/6	vs. Colorado (2)	W	4-2
9/10	OREGON (3)	W	1-0
9/12	CAL ST NORTHRIDGE (3)	L	0-1
9/17	LONG BEACH STATE (4)	L	1-2 (OT)
9/19	UC DAVIS (4)	W	2-1
9/24	vs. VMI (5)	W	5-0
9/26	vs. Weber State (5)	W	1-0
10/1	NEW MEXICO*	L	0-4
10/8	at TCU*	L	1-3
10/14	WYOMING*	W	3-2
10/16	AIR FORCE*	W	3-0
10/21	at BYU*	T	1-1 (2OT)
10/23	at Utah*	L	0-3
10/29	at San Diego State*	L	0-2
11/3	vs. Utah (6)	W	4-1
11/4	vs. New Mexico (6)	L	2-1 (2OT)

(1) Las Vegas Invitational, Las Vegas
(2) Denver Invitational, Denver, Colo.
(3) UNLV Nike Classic, Las Vegas
(4) UNLV Rebel Classic, Las Vegas
(5) Air Force Invitational, Colorado Springs, Colo.
(6) MW Championships, San Diego, Calif.



The 2006 MW Tournament champion Rebels became the first team in NCAA history to win a three-game conference tournament while scoring only one total goal.

YEAR-BY-YEAR RESULTS

2011 (Overall 8-10-3, MW 3-2-1)
Coach: Jennifer Klein

8/19	UC RIVERSIDE (1)	W	3-0
8/21	UC SANTA BARBARA (1)	L	0-1
8/26	at Portland State	L	0-1 (2OT)
8/28	at Oregon	L	0-1
9/2	vs. Detroit (2)	T	0-0 (2OT)
9/4	at Nevada, Reno (2)	W	2-1
9/9	at Pacific	L	0-2
9/11	at UC Davis	L	0-2
9/16	SEATTLE (3)	L	1-2
9/18	HAWAII (3)	W	3-0
9/23	at Long Beach State	L	1-4
9/25	at Cal State Fullerton	T	1-1 (2OT)
9/30	TCU*	W	2-1
10/2	LOYOLA MARYMOUNT	W	2-1 (OT)
10/8	at New Mexico*	L	0-1
10/14	BOISE STATE*	W	5-0
10/21	at Air Force*	W	1-0
10/23	at Wyoming*	T	0-0 (2OT)
10/28	SAN DIEGO STATE*	L	1-2 (2OT)
11/2	vs. Boise State (4)	W	2-0
11/4	at New Mexico (4)	L	0-1

(1) UNLV Rebel Classic, Las Vegas
(2) Wolf Pack Invitational, Reno, Nev.
(3) UNLV Nike Invitational, Las Vegas
(4) MW Championships, Albuquerque, N.M.

2012 (Overall 12-4-4, MW 3-1-3)
Coach: Michael Coll

8/17	NORTHERN ARIZONA	W	2-0
8/19	HAWAII	L	4-5
8/24	vs. South Dakota State (1)	T	0-0 (2OT)
8/26	at Kansas (1)	L	0-3
8/31	OKLAHOMA (2)	W	2-1 (2OT)
9/2	FLORIDA ATLANTIC (2)	W	2-1 (2OT)
9/7	SACRAMENTO STATE (3)	W	2-0
9/9	MONTANA (3)	W	3-1
9/14	vs. San Jose State (4)	W	5-1
9/16	vs. Florida Gulf Coast	W	2-1
9/23	IDAHO	W	1-0
9/29	WYOMING*	T	0-0 (2OT)
10/5	at Air Force*	W	1-0
10/12	SAN DIEGO STATE	L	1-2
10/14	NEW MEXICO*	W	2-0
10/19	at Nevada, Reno*	T	0-0 (2OT)
10/21	at Boise State*	T	1-1 (2OT)
10/27	at Fresno State*	W	1-0
10/31	vs. Fresno State (5)	W	3-0
11/2	at San Diego State (5)	L	0-3

(1) UNLV Rebel Classic, Las Vegas
(2) Wolf Pack Invitational, Reno, Nev.
(3) UNLV Nike Invitational, Las Vegas
(4) MW Championships, San Diego, Calif.

2013 (Overall 10-8-3, MW 5-5-0)
Coach: Michael Coll

8/23	at UC Riverside*	W	3-2
8/25	at UC Irvine*	L	0-2
8/30	PORTLAND STATE (1)	W	5-0
9/1	LIU BROOKLYN (1)	W	3-2
9/6	at Sacramento State	W	1-0 (OT)
9/8	at Northern Arizona	T	0-0 (2OT)
9/13	at Washington State	L	0-2
9/15	at Idaho	W	1-0 (2OT)
9/20	vs. Northern Colorado (2)	T	1-1 (2OT)
9/22	at Colorado (2)	L	1-3
9/27	BOISE STATE*	W	2-1
9/29	UTAH STATE*	L	1-2
10/4	at San Jose State*	L	0-1 (2OT)
10/6	at Fresno State*	L	0-1 (OT)
10/13	COLORADO STATE*	W	1-0
10/18	at San Diego State*	L	0-3
10/20	at New Mexico*	L	0-1
10/25	AIR FORCE*	W	3-1
10/27	at Wyoming*	W	3-2 (OT)
11/1	NEVADA, RENO*	W	2-1 (2OT)
11/4	vs. Wyoming (3)	T	1-1 (2OT)

(1) UNLV Nike Invitational, Las Vegas
(2) Omni Hotels Colorado Classic, Boulder, Colo.
(3) MW Championships, Albuquerque, N.M.

2014 (Overall 9-8-2, MW 4-6-1)
Coach: Chris Shaw

8/22	NORTHERN ARIZONA (1)	W	2-1
8/24	GRAND CANYON (1)	W	3-2 (OT)
8/29	COLORADO (2)	L	0-3
8/31	SAINT FRANCIS (2)	W	3-0
9/12	at Utah	T	1-1 (2OT)
9/14	at Utah Valley	L	0-1 (OT)
9/19	at UTEP	W	1-0
9/21	at New Mexico State	W	3-2
9/26	at Colorado State	W	1-0
9/28	at Wyoming*	L	0-3
10/3	FRESNO STATE*	L	0-1
10/5	SAN JOSE STATE*	W	3-0
10/10	NEW MEXICO*	L	0-1
10/12	SAN DIEGO STATE*	L	0-3
10/17	at Colorado College*	L	0-2
10/19	at Air Force*	W	2-0
10/24	at Utah State*	W	1-0
10/26	BOISE STATE*	L	0-2
10/31	at Nevada, Reno*	T	1-1 (2OT)

(1) UNLV Rebel Classic Invitational, Las Vegas
(2) UNLV Nike Invitational, Las Vegas

2015 (Overall 11-10-0, MW 6-5-0)
Coach: Chris Shaw

8/21	TEXAS A&M C.C. (1)	W	1-0
8/23	NORTH TEXAS (1)	L	1-0
8/28	at Arizona State	L	0-6
8/30	at Northern Arizona	W	1-0 (OT)
9/4	UTAH VALLEY	W	4-3 (OT)
9/6	at Cal State Fullerton	L	0-1
9/12	at BYU	L	0-2
9/18	HAWAI'I	W	3-1
9/20	UTRGV	W	4-1
9/25	AIR FORCE*	L	0-2
9/27	COLORADO COLLEGE*	L	1-2
10/2	at San Diego State*	L	0-3
10/4	at New Mexico*	W	1-3
10/9	at Boise State*	L	0-4
10/11	UTAH STATE*	W	0-3
10/16	WYOMING*	W	2-1
10/18	COLORADO STATE*	W	3-0
10/23	at San Jose State*	W	1-0
10/25	at Fresno State*	W	2-1
10/30	NEVADA, RENO*	W	3-1
11/3	vs. New Mexico (2)	L	0-2

(1) Las Vegas Invitational
(2) Mountain West Tournament, San Diego, Calif.

2016 (Overall 16-4-3, MW 8-1-2)
Coach: Chris Shaw

8/19	vs. Fairleigh Dickinson (1)	W	3-1
8/21	vs. A&M Corpus Christi (1)	W	6-0
8/26	N. ARIZONA (2)	W	3-2
8/28	E. WASHINGTON (2)	W	3-1
9/2	at Utah Valley	L	1-2
9/4	at Southern Utah	W	2-1
9/11	at UC Santa Barbara	L	0-2
9/16	CSU BAKERSFIELD	W	3-2
9/18	CSU FULLERTON	W	1-0 (2OT)
9/23	SAN JOSE STATE*	L	1-2
9/25	FRESNO STATE*	W	4-1
9/30	at Wyoming*	W	3-1
10/2	at Colorado State*	W	2-0
10/7	SAN DIEGO STATE*	T	1-1 (2OT)
10/9	NEW MEXICO*	W	2-1
10/14	at Air Force*	W	1-0
10/16	at Colorado College*	W	4-1
10/21	BOISE STATE*	T	1-1 (2OT)
10/23	UTAH STATE*	W	1-0 (OT)
10/28	at Nevada, Reno*	W	4-2
11/3	vs. Utah State (3)	W	2-1
11/5	vs. San Diego State (3)	T	3-3 (2OT)

* UNLV wins 4-3 in PKs

11/11	at #4 BYU (4)	L	0-2

(1) UTGRV Invitational
(2) Las Vegas Invitational
(3) Mountain West Tournament, San Diego, Calif.
(4) NCAA Tournament, Provo, Utah

YEAR-BY-YEAR RESULTS

2017 (Overall 13-7-0, MW 5-6-0)
Coach: Chris Shaw

8/18	DRAKE (1)	W	3-0
8/20	WRIGHT STATE (1)	W	5-1
8/25	UTAH VALLEY	W	2-1 (2OT)
8/27	SOUTHERN UTAH	W	3-1
9/1	at Sacramento State	L	0-1
9/3	at UC Davis	W	2-1
9/8	at Northern Arizona	W	2-1 (2OT)
9/15	at CSU Bakersfield	W	2-1
9/17	UC RIVERSIDE	W	2-1
9/22	at New Mexico*	L	1-2
9/24	at San Diego State*	W	1-0
9/29	COLORADO COLLEGE*	W	3-0
10/1	AIR FORCE*	L	0-1
10/6	COLORADO STATE*	W	3-1
10/8	WYOMING*	W	2-1
10/13	at Fresno State*	L	1-4
10/15	at San Jose State*	L	2-3
10/20	at Utah State*	L	1-2 (2OT)
10/22	at Boise State*	L	1-6
10/27	NEVADA, RENO*	W	5-0

(1) Las Vegas Invitational

KEY
HOME MATCHES IN CAPS
% Western Athletic Conference Match
* Mountain West Match

2018 (Overall 11-6-3, MW 5-4-2)
Coach: Chris Shaw

8/17	UIC (1)	W	5-1
8/19	SACRAMENTO STATE (1)	W	2-1
8/23	at Southern Utah	L	0-2
8/25	at Utah Valley	T	1-1 (2OT)
8/30	at CSUN	W	3-1
9/2	CSU Bakersfield	W	6-0
9/7	at Northern Arizona	W	2-0
9/9	MONTANA	W	2-0
9/16	at UC Riverside	L	0-1
9/21	at Utah State*	W	1-0
9/23	BOISE STATE*	L	0-3
9/28	at Colorado College*	L	1-2
9/30	at Air Force*	T	0-0 (2OT)
10/5	FRESNO STATE*	W	2-1
10/7	SAN JOSE STATE*	L	0-1
10/12	NEW MEXICO*	T	3-3 (2OT)
10/14	SAN DIEGO STATE*	W	2-0
10/19	at Colorado State*	W	3-0
10/21	at Wyoming*	L	1-2 (OT)
10/26	at UNR*	W	2-1

(1) UNLV Invitational, Las Vegas
* Mountain West Match

2019 (Overall 6-13-1, MW 2-8-1)
Coach: Chris Shaw

8/22	CSUN (1)	L	0-1
8/30	at Cal Baptist	W	2-0
9/1	at CSU Bakersfield	W	2-1
9/5	at #10 Duke	L	0-3
9/8	at #1 North Carolina	L	0-8
9/15	at #15 Texas A&M	L	0-4
9/20	NORTHERN ARIZONA	W	2-1
9/22	UTAH VALLEY	L	0-3
9/27	UTAH STATE*	L	0-1
9/29	at Boise State*	L	0-2
10/4	at San Diego State*	L	0-1
10/6	at New Mexico*	L	2-3
1011	AIR FORCE*	L	1-2
10/13	COLORADO COLLEGE*	W	2-0
10/17	at San Jose State*	T	1-1 (2OT)
10/20	at Fresno State*	L	1-2
10/25	WYOMING*	L	2-3
10/27	COLORADO STATE*	L	2-5
11/1	UNR*	W	2-0
11/3	SOUTHERN UTAH*	W	1-0

(1) UNLV Invitational, Las Vegas
* Mountain West Match

2020-21 Spring (Overall 5-4-1, MW 5-4-1)
Coach: Jenny Ruiz Williams

3/5	BOISE STATE*	T	0-0 (2OT)
3/7	UNR*	W	1-0
3/12	at Fresno State*	L	2-3
3/14	at San Jose State*	W	3-0
3/20	at San Diego State*	L	0-1
3/26	SAN JOSE STATE*	W	3-0
3/28	FRESNO STATE*	W	2-1 (2OT)
4/3	SAN DIEGO STATE*	W	3-2 (OT)
4/9	at UNR	L	1-2
4/11	at Boise State*	L	0-1

*Fall 2020 season postponed to Spring 2021 due to Covid-19; Conference-only competition
* Mountain West Match

2021 (Overall 12-8, MW 5-6)
Coach: Jenny Ruiz-Williams

8/19	DIXIE STATE (1)	L	1-2
8/21	UC DAVIS (1)	W	3-2
8/26	at Southern Utah	W	3-0
8/29	UC SAN DIEGO	W	3-2 (OT)
9/2	CALIFORNIA BAPTIST	W	3-0
9/5	at Grand Canyon	L	1-2 (2OT)
9/10	WEBER STATE	W	2-1
9/12	NEW MEXICO STATE	W	1-0
9/19	at Loyola Marymount	W	2-1
9/24	BOISE STATE*	L	0-2
9/26	UTAH STATE*	L	0-2
10/6	at Air Force*	L	3-4 (2OT)
10/3	at Colorado College*	W	2-0
10/8	SAN DIEGO STATE*	W	0-1 (OT)
10/10	NEW MEXICO STATE	W	2-1
10/15	at Wyoming*	W	1-0
10/17	at Colorado State*	L	1-2 (OT)
10/22	SAN JOSE STATE*	W	1-0
10/24	FRESNO STATE*	W	3-0
10/28	at UNR*	L	0-1

(1) UNLV Invitational, Las Vegas
* Mountain West Match

2022 (Overall 5-9-5, MW 3-3-5)
Coach: Jenny Ruiz-Williams

8/18	CSU Bakersfield(1)	L	1-2
8/21	Rutgers(1)	L	1-5
8/25	GRAND CANYON	L	0-3
8/28	UTEP	L	0-1
9/4	EASTERN WASHINGTON	W	2-0
9/8	LMU	L	1-2
9/11	IDAHO STATE	W	1-0
9/15	CALIFORNIA	L	0-2
9/22	at Boise State*	T	0-0
9/25	at Utah State*	L	1-2
9/29	at Fresno State*	W	2-1
10/2	at San Jose State*	L	0-1
10/6	COLORADO STATE*	T	1-1
10/9	WYOMING*	T	1-1
10/13	at New Mexico*	L	0-1
10/16	at San Diego State*	W	1-0
10/20	COLORADO COLLEGE*	T	1-1
10/23	AIR FORCE*	T	1-1
10/27	UNR*	W	3-1

(1) Lobo Invitational, Albuquerque NM
* Mountain West Match

2023 (Overall 7-7-6, MW 3-5-3)
Coach: Jenny Ruiz-Williams

8/17	NORTH TEXAS	L	0-3
8/20	CSUN	T	0-0
8/24	UC RIVERSIDE	W	3-0
8/27	IDAHO	L	0-1
8/31	at Weber State	W	2-0
9/3	HAWAII	T	1-1
9/7	at New Mexico State	W	3-2
9/10	at CSU Bakersfield	W	3-1
9/14	at Cal State Fullerton	T	1-1
9/21	at Wyoming*	W	2-1
9/24	at Colorado State*	T	1-1
9/28	SAN JOSE STATE*	L	0-3
10/1	FRESNO STATE*	T	0-0
10/5	at Air Force*	L	0-1
10/8	at Colorado College*	W	2-1
10/12	SAN DIEGO STATE*	L	0-2
10/15	NEW MEXICO*	T	3-3
10/19	at UTAH STATE*	L	0-2
10/22	BOISE STATE*	L	0-1
10/26	at UNR*	W	1-0

* Mountain West Match

2024 (Overall 7-11-2, MW 5-5-1)
Coach: Jenny Ruiz-Williams

8/15	SOUTHERN UTAH	W	3-1
8/22	at Utah Tech	L	2-3
8/29	SEATTLE	L	0-2
9/1	at UC Riverside	L	0-1
9/5	CSU BAKERSFIELD	W	3-1
9/15	CSU FULLERTON	T	2-2
9/19	at Eastern Washington	L	0-1
9/22	at Idaho	L	0-1
9/26	at New Mexico*	W	3-0
9/29	at San Diego State*	L	0-2
10/3	COLORADO COLLEGE	W	2-1
10/6	AIR FORCE*	W	3-1
10.10	at Fresno State*	T	1-1
10/13	at San Jose State*	W	1-0
10/17	COLORADO STATE*	L	1-2
10/20	WYOMING*	W	3-0
10/24	UTAH STATE*	L	0-1
10/27	at Boise State*	L	0-2
10/31	UNR*	L	0-1
11/3	vs San Diego State(1)	L	1-3

* Mountain West Match
(1) MW Championships, San Diego, Calif.

2025 (Overall 4-10-5, MW 2-4-4)
Coach: Jenny Ruiz-Williams

8/14	at Arizona	L	0-5
8/21	UTAH TECH	T	1-1
8/24	at UC San Diego	L	2-3
8/28	ARIZONA STATE	L	0-3
8/31	CAL POLY	L	0-1
9/4	UC RIVERSIDE	W	3-0
9/7	at Southern Utah	W	3-1
9/11	at Seattle	L	0-4
9/18	IDAHO STATE	L	0-2
9/25	SAN JOSE STATE*	T	2-2
9/28	FRESNO STATE*	W	1-0
10/2	at Wyoming*	T	1-1
10/5	at Colorado State*	L	0-1
10/9	SAN DIEGO STATE*	T	2-2
10/12	GRAND CANYON*	L	1-2
10/16	at Air Force*	L	1-3
10/19	at Colorado College*	L	0-1
10/26	NEW MEXICO*	T	2-2
10/30	at UNR*	W	2-1

* Mountain West Match

COACHING RECORDS



Staci Hendershott
1998-1999



Dan Abdalla
2000-2004



Katherine Mertz
2005-2009



Jennifer Klein
2010-2011



Michael Coll
2012-13



Chris Shaw
2014-19



Jenny Ruiz-Williams
2020-2025

Year	Record	Conference	Record/Finish
1998	8-10-1	WAC	1-4-1/7th (Pacific)
1999	7-11-1	MW	1-5-0/T-5th
2000	11-9-0	MW	3-3-0/4th
2001	12-7-2	MW	3-3-0/T-3rd
2002	10-8-1	MW	2-4-0/T-5th
2003	9-9-3	MW	2-4-0/5th
2004	12-5-2	MW	5-1-0/1st(+)
2005	13-7-3	MW	5-2-0/2nd(*)
2006	9-11-3	MW	3-4-0/3rd(*)
2007	11-5-5	MW	5-1-1/1st
2008	11-7-3	MW	3-3-1/T-4th
2009	5-9-5	MW	1-5-1/7th
2010	11-8-1	MW	2-4-1/5th
2011	8-10-3	MW	3-2-1/4th
2012	12-4-4	MW	3-1-3/4th
2013	10-8-3	MW	5-5-0/6th
2014	9-8-2	MW	4-6-1/8th
2015	11-10-0	MW	6-5-0/T-5th
2016	16-4-3	MW	8-1-2/1st (*)
2017	13-7-0	MW	5-6-0/T-6th
2018	11-6-3	MW	5-4-2/T-6th
2019	6-13-1	MW	2-8-1/12th
2020	5-4-1	MW	5-4-1/T-4th
2021	12-8	MW	5-6/T-6th
2022	5-9-5	MW	3-3-5/9th
2023	7-7-6	MW	3-5-3/7th
2024	7-11-2	MW	5-5-1/5th
2025	4-10-5	MW	2-4-4/11th
Totals (28 years)		265-225-68	100-108-29 MW

* Denotes won conference tournament that year

\+ Denotes NCAA Tournament bid that year

ALL-TIME COACHING LEDGER

Years	Head Coach	W	L	T	PCT
1998-99	Staci Hendershott	15	21	2	.421
2000-04	Dan Abdalla	54	38	8	.556
2005-09	Katherine Mertz	49	39	19	.547
2010-11	Jennifer Klein	19	18	4	.512
2012-13	Michael Coll	22	12	7	.622
2014-19	Chris Shaw	66	48	9	.573
2020-2025	Jenny Ruiz-Williams	40	49	18	.458
Totals	**28 Years**	**265**	**225**	**68**	**.536**



Chris Shaw became the winningest head coach in program history with a 2-0 win over Montana on Sept. 9 for his 55th career win, breaking the old mark set by Dan Abdalla.

ALL-TIME ASSISTANT COACHES

Dan Abdalla	1999
Caitlin Allen	2013
Colleen Caldwell	2003-2004
Casey Collins	**2025-Present**
Alan Cox	2008
Jules Dominguez	**2025-Present**
Emily Grant	2014-2015
Erica Jensen	2011
Michaela Kelsey	2018
Jordan Murrell	2023
Cydney Niedermeyer	2019
Jenna Olson (Huff)	**2020-Present**
Damon Rensing	1998
Stephanie Rigamat	2004-2005
Cortney Sobrero	2012
Vanessa Vela	2009
Todd Abdalla	2001-2004
Katie Burton	2010
Mark Carr	2012-13
Heather Dahl	2001
Arden Holden	2023-2024
Paul Karver	2010-2011
Jennifer Klein	2007-2009
Michael Needham	2005-2006
Brittany Oliveira	2006-2007
Andy Pringle	2014
Emily Reynolds	2021-2022
Kaley Shlaes	2016-17
Kayley Sullivan	2020-21
J.J. Wozniak	2015-2019



Katherine Mertz led UNLV to three Mountain West Championships and two NCAA Tournament appearances in her five years in Las Vegas.

ALL-TIME YEARLY LEADERS

YEAR	GOALS	ASSISTS	POINTS
1998	5 - Anita Pedford	6 - Anita Pedford	16 - Anita Pedford
1999	7 - Janae Sims	4 - Anita Pedford	16 - Janae Sims
2000	10 - Janae Sims	4 - Three players	23 - Janae Sims
2001	11 - Anita Pedford	6 - Cristyn Enea	24 - Two players
2002	11 - Annii Magliulo	5 - Kelly Janke	25 - Annii Magliulo
2003	8 - Annii Magliulo	5 - Annii Magliulo	21 - Annii Magliulo
2004	5 - Katie Carney	6 - Jessica Brown	11 - Two players
2005	7 - Katie Carney	7 - Katie Carney	21 - Katie Carney
2006	5 - Armani Rice	4 - Two players	12 - Katie Carney
2007	8 - Katie Carney	7 - Katie Carney	23 - Katie Carney
2008	11 - Ashleigh Shoughro	6 - Two players	28 - Ashleigh Shoughro
2009	3 - Jenna Larkin	2 - Five players	6 - Three players
2010	14 - Ashleigh Shoughro	5 - Brittney Flores	31 - Ashleigh Shoughro
2011	7 - Katherine Orellana	5 - Two players	19 - Katherine Orellana
2012	12 - Jenn Wolfe	8 - Macy Jo Harrison	26 - Jenn Wolfe
2013	7 - Jenn Wolfe	7 - Jenn Wolfe	21 - Jenn Wolfe
2014	4 - Two players	4 - Denali Murnan	12 - Denali Murnan
2015	6 - Jodi Barber	9 - Jordan Magnin	14 - Jodi Barber
2016	15 - Lily Sender	10 - Susie Bernal	38 - Lily Sender
2017	12 -Sophie Cortes	10 - Amanda Galbraith	32 - Sophie Cortes
2018	7 -Kaila Brinkman/Caitlyn Kreutz	5 - Amanda Galbraith	16 - Kaila Brinkman
2019	4 -Malika Markham	5 - Katie Ballou	10 - Malika Markham
2021 Spring	5- Naliah Harping	2- Two Players	11- Naliah Harping
2021 Fall	6- Lourdes Bosch	7- Lourdes Bosch	19- Lourdes Bosch
2022	3- Savannah Nichols/Mallie Ramirez	2-Cadence Whitley/Mimi Mendoza/Jules Dominquez/Kaitlyn Kowalchuk	7- Savannah Nichols
2023	6- Trinity Buchanan	4- Cassie Villanueva	13- Trinity Buchanan
2024	6- Trinity Buchanan	6- Trinity Buchanan	18- Trinty Buchanan
2025	4- Michelle Madrid	3- Torie Reardon/Cadence Whitley	10- Michelle Madrid



Las Vegas native Susie Bernal became the all-time assists leader as a redshirt senior in 2016 with 22 while also setting the single-season record with 10.



Lily Sender set new single-season records for goals (15) and points (38) in 2016, breaking Ashleigh's Shoughro's old records of 14 and 31 set in 2010.

ALL-TIME LETTERWINNERS

A
Chidera Akubuilo 2014-2017
Caitlin Allen 2009-2012
Paige Almendariz 2016-19
Citlalli Alonso 2017-2020
Kaila Ambrosio 2019-2021
Courtney Anderson 2013-2017
LaChere Anglin 2007-2010
Mauri Ashman 2025

B
Raevyn Bailey 2015-19
Samantha Bailey 2019-2021
Katie Ballou 2016-19
Jodi Barber 2014-2015
Michele Barbone 2006-2007
Jaime Barto 1999-2001
Kayla Barto 2022
Blynnda Bascones 2001-2004
Elizabeth Bautista 2023-Present
Susie Bernal 2012-2016
Elizabeth Billington 2008-2011
Dakota Blazak 2013-2016
Courtney Botelho 2010-2013
Taylor Book 2022-2023
Hanne Breur 2023-2025
Kaila Brinkman 2014-2018
Charlotte Brisley 2021-2022
Marcella Brooks 2019-2021
Thyre Brooks 1998-1999
Jessica Brown 2002-2005
Erykah Browne 2017-19
Joy "JJ" Bryant 2020
Lourdes Bosch 2019-2021
Trinity Buchanan 2023-2024
Rachael Buscovich 2000-2003

C
Gabby Cameron 2021-2023
Kylie Camp 2022-2025
Nicole Candioglos 2012-2015
Katie Carney 2004-2007
Emily Casale 2014-2016
Alysa Caso 2019-2022
Viviana Cera 2021-2024
Jessica Chavez 1998-2000
Kim Chock 2003-2004, 2006
Jessie Clark 2014-2016
Taylor Clark 2018-2021
Skylar Cleveland 2016
Niki Connolly 2006-2008
Sophie Cortes 2014-2017
Elisa Corvalan 2024-2025
Michelle Cowles 2002-2004
Lora Crammer 1998-2002

D
Dani Davis 2006
Kiah Dayton 2020-2022
Ashlee Dela Cruz 2009-2011
Jozee DeCunzo 2017-2021
Franchelle Dela Cruz-Cabral 2016-2017
Isabelle Delgado 2013-2016
Allison Dellis 2025
Jessica Destito 2004-2007
Lindsey Dovali 2014-2015
Jules Dominguez 2020-2023
Scarlette Druian 2025

E
Erin Egertson 2000-2003
Cristyn Enea 1999-2002

F
Jennifer Fahrney 1999-2000
Lindsay Fordon 2001
Brittney Flores 2008-2011
Amanda Forrester 2007-2010
Jamie Fratto 2008
Shannon Fredrickson 1998-2002
Erica Frizzell 2004-2005
Ali Fuamatu Ma'afala 2021
Taylor Fuentes 2006

G
Amanda Galbraith 2017-2018
Darian Gambetta 2018-2019
Felicity Garcia 2024-Present
Brooke Gardner 2025
Hailey Garrison 2008-2011
Brittney Gideon 2013-2016
Alice Gleason 2001
Carolyn Grajeda 2016-2017
Alyssa Granados 2017-2021
Chelsea Green 2008
Lucia Guemes 2023-2024
Addy Guida 2012-2014
Adrianna Guida 2008-2011

H
Gabrielle Hackbarth 2022
Haley Halbersma 2020-2023
Amaya Haley 2023-2024
Jordan Harden 2016, 2018
Nailah Harping 2020-2023
Macy Jo Harrison 2010-2012
Hannah Harrison 2017
Hevani Haunga 2018-2022
Heidi Hart 2000
Erika Hanuscin 2012
Taylor Heil 2016-2017
Troi Hollimon 2017-2020
Jenna Howerton 2011
Jenna Huff 2002-2005
Shannon Hughes 2006-2009

I
Aubree Incardone 2019-2021
Angie Inzana 2002-2005

ALL-TIME LETTERWINNERS



J

Elizabeth Jacobs 2007
Kam Jalayer 2023-2024
Kelly Janke 2001-2002
McKenna Jenkins 2022
Erica Jensen 2005-2007
Suzanne Jensen 1998-2001
Collete Jepson 2009-2010
Cosette (Joffs) Packer 1999-2002
Faith Johannes 2011
Kitty Jones-Black 2023
Haley Jones 2003-2005

K

Amanda Kaufman 2010-2011
Jael Kapua'ala 2024-2025
Desiree Kelly 2001-2004
Michaela Kelsey 2013-2017
Heather Killoch 2003-2005
Georgia Kingman 2016-2019
Laura Kissock 2003-2004
Kaitlyn Kowalchuk 2021-2023
Robyn Krivacic 1998-2001
Cailtyn Kreutz 2017-2018
Kelly Krueger 1999-2000
Sydney Kubes 2022
Brie Kuhne 2005-2008

L

Kelly Labor 2007-2009
Jenna Larkin 2008-2011
Tania Lee 2000-2003
Taylie Liddell 2020-2023
Riley Liebsack 2022
Moriah Luca 2020-2021
Alicia Lugo 2006-2009
Jennifer Lutjens 2009-2011

M

Jena Madrid 2022-2024
Michelle Madrid 2022-2025
Felicia Madrigal 1998-1999
Annii Magliulo 2001-2004
Jordan Magnin 2013-2016
Elesha Magley 2024-2025
Emily Marcouiller 2003-2006
Malika Markham 2018-19
Dagny Marion 2025-Present
Sarah Martinez 2023-2025
Tori Martinez 2024-Present
Jamie McCoy 2006-2009
Kelli McCracken 2012-2013
Mimi Mendoza 2020-2024
Heather Mitchell 2019-2023
Erica Meier 2011-2013
Brianna Moore 2006-2009
Dani Morin 2006-2009
Michaela Morris 2015-19
Denali Murnan 2011-2015
Isabella Myers 2015-2018

N

Sarah Naranjo 2007-2010
Mack Neely 2006-2009
Ciera Nero 2005-2006
Gianna Newby 2022-2025
Sadie Newson 2022
Leilani Ngo-Harris 2024-Present
Savannah Nichols 2022-2025
Jadyn Nogues 2019-2020
Julie Novak 2004

O

Ashly O'Harrow 2004-2007
Danielle O'Neil 2007, 2009-11
Kylie Ojers 2013-2016
Kim Olivares 2018
Amanda Olson 2005
Nickie Olson 2002-2005
Katherine Orellana 2008-2011
Kelly Oshay 2000-2003
Julie Owens 2009-2012

P

Joeleen Palmeri 1998
Angie Parchomenko 1998
Haley Partridge 2005-2008
Meaghan Pasbrig 2012
Anita Pedford 1998-2001
Sammy Peebles 2022
Alexis Peterson 2012, 2015
Izzy Perez 2019-2022
Marni Polakow 1998-2001
Robin Pollard 2017-2020
Heather Preber 2003
Kristin Puhl 1998-2000
Summer Pyles 2024-Present

R

Mallie Ramirez 2022-2025
Torie Reardon 2022-2025
Ariana Reyes 2016-2021
Ellyson Reynada 2017-2020
Miranda Rawlings 2013
Rachael Reid 2007-2008
Armani Rice 2005-2007
Emma Rietz 2024
Monica Roach 2007
Tanya Roberts 2003-2006
Natalie Rouse 2022
Jenny Ruiz 2001-2004

S

Lori Sakai....2003-2005
Jordan Sallee....2014-2017
Julia Salem....2025-Present
Marley Salveter....2022-2023
Kendall Sandoval....2013-2016
Kristen Sankey....2011-2014
Sophia Seibel....2020
Justine Sauder....2008-2010, 2012
Amy Scala....1998-99
Kennedi Schmidt....2021-2024
Ellie Scholer....2022
Codi Schumaker....2001-2004
Breanna Seaton....1998-1999
Lily Sender....2013-2016
Paulina Senices....2017
Emberly Sevilla....2018-19
A.J. Shane....2003
Lauren Sisneros....2017
Kristen Shim....2007
Ashleigh Shoughro....2008-2010
Makena Siaki....2024-Present
Janae Sims....1998-2001
Lisa Sternberg....2003-2006
McKenna Sullivan....2018-19
Erica Storch....2003
Stephanie Sutter....1998-1999
Hannah Swanis....2022-2024

T

Tania Tapia....2025
Jaden Terrana....2020-2021
Jackie Tillotson....2010-2011

V

Katie Vanderzwaag....2013-2015
Jessika Vasquez....2001-2002
Gaby Vazquez....2012-2016
Cassie Villanueva....2023-2025
Alyssa Vigallon....2019-2022
Nikki Velez....2005

W

Kylie Wassell....2010-2013
Lexy Webber....2010
Samantha Weber....2012-2015
Nicole Westover....2013-2014
Alyssa White....2025
Cadence Whitley....2022-2025
Purity Williams....2025-Present
Hayley Wilson....2013-2016
Shannon Wilson....1998-2000
Jennifer Wintermute....1998
Jenn Wolfe....2010-2013
Ryan Woodards....2023-2025
Katrina Wright....2004
Melicia Wright....2001-2002

BOLD - active players

CONFERENCE CHAMPIONS

2004

MW REGULAR-SEASON CHAMPIONS
NCAA TOURNAMENT FIRST ROUND
12-5-2 OVERALL • 5-1-1 MW

UNLV claimed its first Mountain West championship by recording a 5-1 regular-season mark on the way to a 12-5-2 season, tying for most wins in school history. The Rebels received an at-large bid to the NCAA Tournament, and lost a close match to San Diego, 1-0 in double-overtime. **Dan Abdalla** was named MW Coach of the Year, while **Annii Magliulo** was the MW Player of the Year.



2005

MW TOURNAMENT CHAMPIONS
NCAA TOURNAMENT FIRST ROUND
13-7-3 OVERALL • 5-2-0 MW

UNLV posted a school-record 13 wins during the season and won its first MW Tournament championship on its home field by winning back-to-back overtime games. Tournament MVP **Katie Carney's** golden goal gave the Rebels a 1-0 win over New Mexico in the championship game. With an automatic bid to the NCAA Tournament, UNLV nearly pulled off a big upset, losing to host Cal State Fullerton 1-0 in overtime. **Jenna Huff** became the first-ever three-time All-MW goalkeeper.



2006

MW TOURNAMENT CHAMPIONS
NCAA TOURNAMENT FIRST ROUND
9-11-3 OVERALL • 3-4-0 MW

After finishing the regular season at 8-10-1, the Rebels became the first team in NCAA history to win a three-game conference tournament while scoring just one goal, which came in the final seconds of a 1-0 win over Wyoming in the first round. Against No. 19 BYU in the semifinals and No. 10 Utah on its home field in the championship game, freshman goalkeeper **Alicia Lugo** went 220 minutes without allowing a goal, and the Rebels would win the penalty kick shootout in both games to claim a second straight tournament title and make another NCAA appearance.



2007

MW REGULAR-SEASON CHAMPIONS
11-5-5 OVERALL • 5-1-1 MW

The first undefeated home record in school history helped spark the Rebels to their second MW regular-season championship. UNLV recorded shutouts in four of its seven conference games, which included a Senior Night 1-0 victory over No. 24 BYU, the first-ever win for UNLV over the Cougars, and finished with a 5-1-1 mark. UNLV lost the MW championship game 2-1 at BYU and just missed out on a NCAA at-large bid, **Kat Mertz** was named MW Coach of the Year, while **Katie Carney** was the Player of the Year.



2016

MW REGULAR-SEASON CHAMPIONS
MW TOURNAMENT CHAMPIONS
NCAA TOURNAMENT FIRST ROUND
16-4-3 OVERALL • 8-1-2 MW

UNLV turned in one of the best seasons in program history, setting new records for most wins (16) and conference wins (8) en route to becoming the first Rebels team to win both the Mountain West regular season and conference tournament championships in the same season. The team finished with the best record in team history at 16-4-3 while setting records for most goals (51) and assists (50) in a single season. The Rebels reached their first NCAA Tournament since 2006 and fourth overall, losing to fourth-ranked BYU 2-0 in the first round in Provo. **Chris Shaw** was named Mountain West Coach of the Year, while senior forward **Lily Sender** was the Mountain West Offensive Player of the Year and junior **Chidera Akubuilo** became the first player in school history to earn Mountain West Defensive Player of the Year honors.







The 2016 Rebels were the first team in program history to win the Mountain West regular season and conference tournament titles in the same season.

UNLV IN THE MW TOURNAMENT (12-11-6)

1999 • San Diego, Calif.
1st round - Air Force 5, UNLV 2

2000 • Las Vegas, Nev.
1st round - Air Force 4, UNLV 1

2001 • Las Vegas, Nev.
1st round - UNLV 1, Wyoming 0
Semifinals - UNLV 2, Air Force 1 (OT)
Championship - BYU 2, UNLV 1

2002 • Provo, Utah
1st round - SDSU 2, UNLV 1

2003 • Salt Lake City, Utah
1st round - UNLV 2, SDSU 1
Semifinals - UNLV 0, Utah 0*
*Utah wins PK shootout 6-5

2004 • Provo, Utah
1st round - bye
Semifinals - Utah 2, UNLV 0

2005 • Las Vegas, Nev.
Quarterfinals - UNLV 3, TCU 0
Semifinals - UNLV 2, SDSU 1 (OT)
Championship - UNLV 1, New Mexico 0 (OT)

2006 • Salt Lake City, Utah
1st Round - UNLV 1, Wyoming 0
Semifinals - UNLV 0*, BYU 0 (2OT)
*UNLV wins PK shootout 4-1
Championship - UNLV 0*, Utah 0 (2OT)
*UNLV wins PK shootout 6-5

2007 • Provo, Utah
1st round - bye
Semifinals - UNLV 2, Utah 1
Championship - BYU 2, UNLV 1

2008 • Las Vegas, Nev.
1st round - UNLV 1*,
New Mexico 1 (2OT)
*UNLV wins PK shootout 3-2
Semifinals - BYU 4, UNLV 0

2010 • San Diego, Calif.
1st round - UNLV 4, Utah 1
Semifinals - New Mexico 2,
UNLV 1 (2OT)

2011 • Albuquerque, N.M.
1st round - UNLV 2, Boise State 0
Semifinals - New Mexico 1, UNLV 0

2012 • San Diego, Calif.
1st round - UNLV 3, Fresno State 0
Semifinals - San Diego State 3, UNLV 0

2013 • Albuquerque, N.M.
1st round - UNLV 1, Wyoming 1* (2OT)
* - Wyoming wins PK shootout 4-2

2015 • San Diego, Calif.
Quarterfinals - New Mexico 2, UNLV 0

2016 • San Diego, Calif.
Semifinals - UNLV 2, Utah State 1
Finals - UNLV 3, SDSU 3 (2OT)
*UNLV wins PK shootout 4-3

2024 • San Diego, Calif.
Quarterfinals - UNLV 1, SDSU 3

UNLV IN THE NCAA TOURNAMENT (0-4)

2004 • San Diego, Calif.
1st round - San Diego 1, UNLV 0 (OT)

2005 • Fullerton, Calif.
1st round - CSU Fullerton 1, UNLV 0
(OT)

2006 • Los Angeles, Calif.
1st round - UCLA 6, UNLV 1

2016 • Provo, Utah
1st round - BYU 2, UNLV 0

REBELS IN THE RANKINGS

NSCAA Pacific Region -
2016 - Oct. 11 (10th), Oct. 18 (7th), Oct. 25 (7th), Nov. 1 (7th), Nov. 8 (7th)
2012 - Sept. 18 (T-10th), Oct. 16 (9th)
2010 - Oct. 5 (10th)
2008 - Sept. 23 (8th)
2007 - Sept. 4 (T-8th)
2005 - Nov. 7 (8th)
2004 - Oct. 5 (T-10th), 8th by end of the season

NSCAA Top-25 -
2008 - Sept.15 (25th)

ALL-TIME SERIES RECORDS

SCHOOL	W	L	T	Last
Air Force	18	10	2	2025
Albany	1	0	0	2010
Arizona	1	2	0	2025
Arizona State	3	5	0	2025
Auburn	0	1	0	2003
Boise State	5	9	4	2024
BYU	1	16	2	2016
Bowling Green	1	0	0	2000
California	0	2	0	2022
Cal Baptist	2	0	0	2021
Cal Poly	1	2	0	2025
Cal State Bakersfield	7	1	0	2024
Cal State Fullerton	4	2	3	2024
Cal State Northridge	3	5	1	2023
Colorado	1	2	0	2014
Colorado College	6	4	2	2025
Colorado State	6	4	2	2025
Creighton	2	0	0	2006
Denver	1	1	0	2006
Detroit	1	0	1	2011
Dixie State/Utah Tech	0	2	1	2025
Drake	1	1	0	2017
Drury	2	0	0	2003
Duke	0	1	1	2019
Eastern Washington	2	1	0	2024
Farleigh Dickinson	2	0	0	2016
Florida Atlantic	1	0	0	2012
Florida Gulf Coast	1	0	0	2012
Fresno State	10	6	3	2025
Grand Canyon	1	3	0	2025
Hawai'i	2	2	1	2023
Houston	2	0	0	2004
Idaho	3	2	0	2024
Idaho State	3	2	0	2025
Illinois State	0	0	1	2009
Iowa	0	1	0	2000
Iowa State	0	0	1	2007
Kansas	0	3	1	2012
Kentucky	0	1	0	1999
Long Island	1	0	0	2004
LIU Brooklyn	1	0	0	2013
Long Beach State	3	2	2	2011
Louisiana-Monroe	1	0	0	2010
Loyola Marymount	2	3	1	2022
Michigan State	1	0	1	1999
Milwaukee	1	0	0	2008
Minnesota	0	1	0	1998
Montana	3	2	0	2018
NC State	1	0	0	2009
Niagara	1	0	0	2008
New Mexico	12	16	4	2025
New Mexico State	3	0	0	2023
North Texas	0	2	0	2023
Northern Arizona	10	1	2	2019
North Carolina	0	1	0	2019
Northern Colorado	1	0	1	2013
Oakland	1	0	0	2006
Ohio State	0	1	0	2009
Oklahoma	1	0	0	2012
Oregon	1	1	0	2011
Oregon State	0	1	1	2009
Pacific	1	1	1	2011
Pepperdine	2	2	0	2007
Portland State	1	1	1	2013
Rice	0	0	1	2004
Richmond	0	0	1	2005
Robert Morris	0	1	0	2008
Rutgers	0	1	0	2022
Sacramento State	3	2	0	2018
Saint Francis	1	0	0	2014
St. Mary's	0	1	0	2009
San Diego	2	3	0	2021
San Diego State	11	21	3	2025
San Francisco	2	0	1	2009
San Jose State	8	6	2	2025
Seattle	1	3	0	2025
South Carolina	0	1	1	2007
South Dakota State	0	0	1	2012
Southern Utah	11	1	0	2025
Tennessee	0	2	0	2004
Texas A&M	0	1	0	2019
Texas A&M-CC	2	0	0	2016
TCU	5	2	1	2011
UCF	0	2	0	2007
UC Irvine	2	2	1	2013
UCLA	0	2	0	2006
UC Davis	2	1	0	2017
UC Riverside	6	3	0	2025
UC Santa Barbara	0	2	1	2016
UC San Diego	0	1	1	2025
UIC	1	0	0	2018
UNR	16	4	3	2025
USC	0	1	0	2006
Utah	4	11	4	2014
Utah State	10	8	0	2024
Utah Valley	4	3	1	2019
UTEP	2	1	0	2022
UTRGV	1	0	0	2015
VCU	1	0	1	2005
VMI	1	0	0	2010
Washington State	2	3	0	2013
Weber State	5	1	0	2023
Western Michigan	0	2	0	2000
Wright State	1	0	0	2017
Wyoming	17	7	6	2025
TOTALS	**265**	**225**	**68**	

ALL-TIME SERIES RECORDS

Air Force 18-10-2
(9-4-0 Home, 9-5-1 Away, 0-1-0 Neutral)

Year	Site	Result
Sept. 4, 1998	A	W, 2-1
Oct. 8, 1999	A	L, 0-6
Nov. 3, 1999	N	L, 2-5
Oct. 8, 2000	H	W, 3-1
Nov. 1. 2000	H	L, 1-4
Oct. 19, 2001	A	L, 2-3
Nov. 8, 2001	H	W, 2-1 (OT)
Oct. 18, 2002	H	W, 1-0 (2OT)
Oct. 26, 2003	A	W, 1-0 (2OT)
Oct. 24, 2004	H	W, 3-0
Oct. 7, 2005	A	W, 2-0
Oct. 20, 2006	A	W, 2-0
Oct. 26, 2007	H	W, 2-0
Oct. 19, 2008	H	W, 4-0
Oct. 15, 2009	A	W, 1-0
Oct. 16, 2010	H	W, 3-0
Oct. 21, 2011	A	W, 1-0
Oct. 5, 2012	A	W, 1-0
Oct. 25, 2013	H	W, 3-1
Oct. 19, 2014	A	W, 2-0
Sept. 25, 2015	H	L, 0-2
Oct. 14, 2016	A	W, 1-2
Oct. 1, 2017	H	L, 0-1
Sept. 30, 2018	A	T, 0-0 (2OT)
Oct. 11, 2019	H	L, 1-2
Oct. 1, 2021	A	L, 3-4 (2OT)
Oct. 23, 2022	H	T, 1-1
Oct. 5, 2023	A	L, 0-1
Oct. 6, 2024	H	W, 3-1
Oct. 16, 2025	A	L, 1-3

Albany 1-0-0
(1-0-0 Home, 0-0-0 Away, 0-0-0 Neutral)

Year	Site	Result
Aug. 27, 2010	H	W, 5-2

Arizona 1-2-0
(0-0-0 Home, 0-2-0 Away, 1-0-0 Neutral)

Year	Site	Result
Sept. 23, 2001	A	L, 1-4
Sept. 27, 2003	N	W, 2-1
Aug. 25, 2025	A	L, 0-5

Arizona State 3-5-0
(2-1-0 Home, 1-4-0 Away, 0-0-0 Neutral)

Year	Site	Result
Sept. 12. 1999	A	L, 0-5
Sept. 22, 2002	A	L, 0-3
Oct. 3, 2004	H	W, 2-0
Sept. 4, 2005	A	W, 2-1
Sept. 29, 2006	A	L, 0-1
Sept. 2, 2007	H	W, 2-1
Aug. 28, 2015	A	L, 0-6
Aug. 28, 2025	H	L, 0-3

Auburn 0-1-0
(0-1-0 Home, 0-0-0 Away, 0-0-0 Neutral)



Year	Site	Result
Sept. 14, 2003	H	L, 0-4

Boise State 5-9-4
(3-4-2 Home, 2-3-2 Away, 1-0-0 Netural)

Year	Site	Result
Sept. 18, 1998	H	W, 2-1
Sept. 15, 2000	A	W, 2-1
Oct. 14, 2011	H	W, 5-0
Nov. 2, 2011	N	W, 2-0
Oct. 21, 2012	A	T, 1-1 (2OT)
Sept. 27, 2013	H	W, 2-1
Oct. 26, 2014	H	L, 0-2
Oct. 9, 2015	A	L, 0-4
Oct. 21, 2016	H	T, 1-1 (2OT)
Oct. 22, 2017	A	L, 0-6
Sept. 23, 2018	H	L, 0-3
Sept. 29, 2019	A	L, 0-2
Mar. 5, 2021	H	T, 0-0 (2OT)
Apr. 11, 2021	A	L, 0-1
Sept. 24, 2021	H	L, 0-2
Sept. 22, 2022	A	T, 0-0
Oct. 22, 2023	H	L, 0-1
Oct. 27, 2024	A	L, 0-2

BYU 1-16-2
(1-7-0 Home, 0-8-1 Away, 0-1-1 Neutral)

Year	Site	Result
Oct. 22, 1998	A	L, 0-5
Oct. 10, 1999	H	L, 0-7
Oct. 14, 2000	A	L, 0-5
Oct. 11, 2001	H	L, 1-3
Nov. 10, 2001	H	L, 1-2
Oct. 24, 2002	A	L, 2-3
Oct. 18, 2003	H	L, 2-3
Oct. 9, 2004	A	L, 0-1
Oct. 20, 2005	H	L, 0-1
Oct. 28, 2006	A	L, 0-2
Nov. 2, 2006	N	T, 0-0 (2OT)
Nov. 2, 2007	H	W, 1-0 (2OT)
Nov. 10, 2007	N	L, 1-2
Oct. 9, 2008	A	L, 0-1
Nov. 6, 2008	H	L, 0-4
Oct. 10, 2009	H	L, 0-1
Oct. 21, 2010	A	T, 1-1 (2OT)
Sept. 12, 2015	A	L, 0-2
Nov. 11, 2016	A	L, 0-2

Bowling Green 1-0-0
(1-0-0 Home, 0-0-0 Away, 0-0-0 Neutral)

Year	Site	Result
Sept. 11, 2000	H	W, 2-1

California 0-2-0
(0-2-0 Home, 0-0-0 Away, 0-0-0 Neutral)

Year	Site	Result
Sept. 21, 2001	H	L, 1-3
Sept. 15, 2022	H	L, 0-2

Cal Baptist 2-0-0
(2-0-0 Home, 1-0-0 Away, 0-0-0 Neutral)

Year	Site	Result
Aug. 30, 2019	A	W, 2-0
Sept. 2, 2021	H	W, 3-0

Cal Poly 1-2-0
(1-1-0 Home, 0-1-0 Away, 0-0-0 Neutral)

Year	Site	Result
Sept. 29, 2001	H	W, 1-0 (2OT)
Sept. 27, 2002	A	L, 0-2
Aug. 31, 2025	H	L, 0-1

Cal State Bakersfield 6-1-0
(4-0-0 Home, 2-0-0 Away, 0-1-0 Netural)

Year	Site	Result
Aug. 30, 2009	H	W, 2-1
Sept. 16, 2016	H	W, 3-2
Sept. 15, 2017	A	W, 2-1
Sept. 2, 2018	H	W, 6-0
Sept. 1, 2019	A	W, 2-1
Aug. 18, 2022	N	L, 1-2
Sept. 10, 2023	A	W, 3-1
Sept. 5, 2024	H	W, 3-1

Cal State Fullerton 4-2-3
(3-0-1 Home, 1-2-2 Away, 0-0-0 Neutral)

Year	Site	Result
Sept. 19, 1999	H	W, 3-2
Aug. 25, 2000	A	W, 3-1
Nov. 11, 2005	A	L, 0-1 (OT)
Aug. 31, 2007	H	W, 2-0
Sept. 25, 2011	A	T, 1-1 (2OT)
Sept. 6, 2015	A	L, 0-1
Sept. 18, 2016	H	W, 1-0
Sept. 14, 2023	A	T, 1-1
Sept. 15, 2024	H	T, 2-2

Cal State Northridge 4-4-1
(2-2-1 Home, 2-2-0 Away, 0-0-0 Neutral)

ALL-TIME SERIES RECORDS

Year	Site	Result
Sept. 16, 1998	A	L, 2-3
Sept. 24, 1999	H	W, 2-1 (2OT)
Sept. 29, 2002	A	W, 4-2
Aug. 26, 2005	H	L, 0-2
Sept. 5, 2008	A	L, 1-2
Sept.12, 2010	H	L, 0-1
Aug. 30, 2018	A	W, 3-1
Aug. 22, 2019	H	L, 0-1
Aug. 20, 2022	H	T, 0-0

Colorado 1-2-0

(0-1-0 Home, 0-1-0 Away, 1-0-0 Neutral)

Year	Site	Result
Sept. 6, 2010	N	W, 4-2
Sept. 22, 2013	A	L, 1-3
Aug. 29, 2014	H	L, 0-3

Colorado College 6-4-2

(3-1-1 Home, 3-3-1 Away, 0-0-0 Netural)

Year	Site	Result
Oct. 12, 2003	A	T, 0-0 (2OT)
Oct. 17, 2014	A	L, 0-2
Sept. 27, 2015	H	L, 1-2
Oct. 16, 2016	A	W, 4-1
Sept. 29, 2017	H	W, 3-0
Sept. 28, 2018	A	L, 1-2
Oct. 13, 2019	H	W, 2-0
Oct. 3, 2021	A	W, 2-0
Oct. 20, 2022	H	T, 1-1
Oct. 8, 2023	A	W, 2-1
Oct. 3, 2024	H	W, 2-1
Oct. 19, 2025	A	L, 0-1

Colorado State 6-4-2

(3-2-1 Home, 3-2-1 Away, 0-0-0 Netural)

Year	Site	Result
Oct. 13, 2013	H	W, 1-0
Sept. 26, 2014	A	W, 1-0
Oct. 18, 2015	H	W, 3-0
Oct. 10, 2016	A	W, 2-0
Oct. 6, 2017	H	W, 3-1
Oct. 19, 2018	A	W, 3-0
Oct. 27, 2019	H	L, 12-5
Oct. 17, 2021	A	L, 1-2 (OT)
Oct. 6, 2022	H	T, 1-1
Sept 24, 2023	A	T,1-1
Oct. 17, 2024	H	L, 1-2
Oct. 5, 2025	A	L, 0-1

Creighton 2-0-0

(1-0-0 Home, 1-0-0 Away, 0-0-0 Neutral)

Year	Site	Result
Oct. 2, 1998	H	W, 4-0
Sept. 24, 2006	A	W, 1-0

Denver 1-1-0

(0-1-0 Home, 0-0-0 Away, 1-0-0 Neutral)

Year	Site	Result
Sept. 6, 1998	N	W, 1-0
Sept. 10, 2006	H	L, 0-1 (OT)

Detroit 1-0-1

(1-0-0 Home, 0-0-0 Away, 0-0-1 Neutral)

Year	Site	Result
Oct. 29, 1999	H	W, 2-1
Sept. 2, 2011	N	T, 0-0 (2OT)

Dixie State/Utah Tech 1-1-1

(0-1-1 Home, 1-0-0 Away, 0-0-0 Neutral)

Year	Site	Result
Aug. 19, 2021	H	L, 1-2
Aug. 22, 2024	A	L, 2-3
Aug. 21, 2025	H	T, 1-1

Drake 1-1-0

(1-0-0 Home, 0-0-0 Away, 0-1-0 Neutral)

Year	Site	Result
Sept. 4, 2010	N	L, 1-2
Aug. 18, 20170	H	W, 3-0

Drury 2-0-0

(1-0-0 Home, 1-0-0 Away, 0-0-0 Neutral)

Year	Site	Result
Sept. 1, 2002	A	W, 1-0
Aug. 29, 2003	H	W, 2-0

Duke 0-1-1

(0-0-0 Home, 0-1-1 Away, 0-0-0 Neutral)

Year	Site	Result
Sept. 5, 2009	A	T, 0-0 (2OT)
Sept. 5, 2019	A	L, 0-3

Eastern Washington 2-1-0

(2-0-0 Home, 0-1-0 Away, 0-0-0 Netural)

Year	Site	Result
Aug. 28, 2016	H	W, 3-1
Sept. 4, 2022	H	W, 2-0
Sept. 19, 2024	A	L, 0-1

Fairleigh Dickinson 2-0-0

(0-0-0 Home, 0-0-0 Away, 2-0-0 Netural)

Year	Site	Result
Sept. 12, 2008	N	W, 1-0
Aug. 19, 2016	N	W, 3-1

Florida Atlantic 1-0-0

(0-0-0 Home, 0-0-0 Away, 1-0-0 Neutral)

Year	Site	Result
Sept. 2, 2012	N	W, 2-1 (2OT)

Florida Gulf Coast 1-0-0

(0-0-0 Home, 0-0-0 Away, 1-0-0 Neutral)

Year	Site	Result
Sept. 16, 2012	N	W, 2-1

Fresno State 10-6-3

(6-2-2 Home, 3-4-1 Away, 1-0-0 Netural)

Year	Site	Result
Oct. 19, 1998	H	T, 1-1 (2OT)
Sept. 8, 2002	H	W, 2-1
Sept. 16, 2005	H	L, 0-1
Oct. 27, 2012	A	W, 1-0
Oct. 31, 2012	N	W, 3-0
Oct. 6, 2013	A	L, 1-0 (OT)
Oct. 3, 2014	H	L, 0-1
Oct. 25, 2015	A	W, 2-1
Sept. 25, 2016	H	W, 4-1
Oct. 13, 2017	A	L, 1-4
Oct. 5, 2018	H	W, 2-1
Oct. 20, 2019	A	L, 1-2
Mar. 12, 2021	A	L, 2-3
Mar. 28, 2021	H	W, 2-1
Oct. 24, 2021	H	W, 3-0
Sept. 29, 2022	A	W, 2-1
Oct. 1, 2023	H	T, 0-0
Oct. 10, 2024	A	T, 1-1
Sept. 28, 2025	H	W, 1-0

Grand Canyon 1-3-0

(1-2-0 Home, 0-1-0 Away, 0-0-0 Neutral)

Year	Site	Result
Aug. 24, 2014	H	W, 3-2 (OT)
Sept. 5, 2021	A	L, 1-2 (2OT)
Aug. 25, 2022	H	L, 0-3
Oct. 12, 2025	H	L, 1-2

Hawai'i 2-2-1

(2-1-1 Home, 0-1-0 Away, 0-0-0 Neutral)

Year	Site	Result
Oct. 18, 1998	A	L, 0-3
Sept. 18, 2011	H	W, 3-0
Aug. 19, 2012	H	L, 4-5
Sept. 18, 2015	H	W, 3-1
Sept. 3, 2023	H	T, 1-1

Houston 2-0-0

(1-0-0 Home, 1-0-0 Away, 0-0-0 Neutral)

Year	Site	Result
Oct. 5, 2002	H	W, 2-0
Sept. 10, 2004	A	W, 3-0

Idaho 3-2-0

(2-1-0 Home, 1-1-0 Away, 0-0-0 Neutral)

Year	Site	Result
Sept. 7, 2000	H	W, 3-2
Sept. 23, 2012	H	W, 1-0
Sept. 15, 2013	A	W, 1-0 (2OT)
Aug. 27, 2022	H	L, 0-1
Sept. 22, 2024	A	L,0-1

Idaho State 3-2-0

(3-1-0 Home, 0-1-0 Away, 0-0-0 Neutral)

Year	Site	Result
Sept. 20, 1998	H	W, 2-1
Sept. 17, 2000	A	L, 1-4
Sept. 4, 2004	H	W, 1-0
Sept. 11, 2022	H	W, 1-0

Sept. 18, 2025 .....H.....L, 0-2

Illinois State 0-0-1
(0-0-0 Home, 0-0-1 Away, 0-0-0 Neutral)

Year	Site	Result
Aug. 28, 2009	H	T, 1-1 (2OT)

Iowa 0-1-0
(0-0-0 Home, 0-0-0 Away, 0-1-0 Neutral)

Year	Site	Result
Sept. 2, 2000	N	L, 0-3

Iowa State 0-0-1
(0-0-1 Home, 0-0-0 Away, 0-0-0 Neutral)

Year	Site	Result
Sept. 23, 2007	H	T, 0-0 (2OT)

Kansas 0-3-1
(0-2-0 Home, 0-0-1 Away, 0-0-1 Neutral)

Year	Site	Result
Sept. 4, 2001	N	L, 2-4
Aug. 30, 2002	A	T, 2-2 (2OT)
Aug. 28, 2004	H	L, 0-2
Aug. 26, 2012	H	L, 0-3

Kentucky 0-1-0
(0-1-0 Home, 0-0-0 Away, 0-0-0 Neutral)

Year	Site	Result
Oct. 1, 1999	H	L, 0-1

Long Island 1-0-0
(1-0-0 Home, 0-0-0 Away, 0-0-0 Neutral)

Year	Site	Result
Aug. 30, 2004	H	W, 3-2

LIU Brooklyn 1-0-0
(1-0-0 Home, 0-0-0 Away, 0-0-0 Neutral)

Year	Site	Result
Sept. 1, 2013	H	W, 3-2

Long Beach State 3-2-2
(1-1-2 Home, 2-1-0 Away, 0-0-0 Neutral)

Year	Site	Result
Sept. 21, 1999	H	W, 3-1
Sept. 29, 2000	A	W, 4-2
Aug. 31, 2001	H	T, 2-2 (2OT)
Sept. 18, 2005	H	T, 1-1 (2OT)
Sept. 7, 2008	A	W, 1-0
Sept. 17, 2010	H	L, 1-2 (OT)
Sept. 23, 2011	A	L, 1-4

Louisiana-Monroe 1-0-0
(1-0-0 Home, 0-0-0 Away, 0-0-0 Neutral)

Year	Site	Result
Aug. 29, 2010	H	W, 4-0

Loyola Marymount 2-3-1
(1-2-0 Home, 1-1-1 Away, 0-0-0 Neutral)

Year	Site	Result
Aug. 27, 2000	A	L, 0-1
Aug. 22, 2008	A	T, 101 (2OT)
Aug. 21, 2009	H	L, 0-2
Oct. 2, 2011	H	W, 2-1 (OT)
Sept. 19, 2021	A	W, 2-1
Sept. 8, 2022	H	L, 1-2

Michigan State 1-0-1
(1-0-0 Home, 0-0-1 Away, 0-0-0 Neutral)

Year	Site	Result
Sept. 13, 1998	A	W, 2-1
Sept. 5, 1999	A	T, 0-0 (2OT)

Milwaukee 1-0-0
(0-0-0 Home, 0-0-0 Away, 1-0-0 Neutral)

Year	Site	Result
Sept. 14, 2008	N	W, 2-1 (OT)

Minnesota 0-1-0
(0-0-0 Home, 0-0-0 Away, 0-1-0 Neutral)

Year	Site	Result
Oct. 30, 1998	N	L, 0-3

Montana 3-2-0
(3-1-0 Home, 0-1-0 Away, 0-0-0 Neutral)

Year	Site	Result
Sept. 13, 2002	H	L, 1-2 (2OT)
Sept. 28, 2003	A	L, 0-2
Sept. 5, 2004	H	W, 3-0
Sept. 9, 2012	H	W, 3-1
Sept. 9, 2018	H	W, 2-0

NC State 1-0-0
(0-0-0 Home, 1-0-0 Away, 0-0-0 Neutral)

Year	Site	Result
Sept. 3, 2009	A	W, 1-0

Niagra 1-0-0
(1-0-0 Home, 0-0-0 Away, 0-0-0 Neutral)

Year	Site	Result
Sept. 21, 2008	H	W, 4-0

New Mexico 12-14-4
(7-4-4 Home, 5-9-0 Away, 0-2-0 Netural)

Year	Site	Result
Oct. 28, 1998	A	L, 2-3
Oct. 16, 1999	A	L, 2-3
Oct. 18, 2000	H	W, 4-1
Oct. 26, 2001	A	W, 2-1 (OT)
Oct. 13, 2002	H	L, 0-1
Oct. 24, 2003	A	L, 0-1 (OT)
Oct. 15, 2004	H	W, 2-1
Oct. 16, 2005	A	W, 2-0
Nov. 5, 2005	H	W, 1-0 (OT)
Oct. 13, 2006	H	W, 1-0 (OT)
Oct. 19, 2007	A	W, 2-1 (OT)
Oct. 31, 2008	H	L, 1-2
Nov. 5, 2008	H	T, 1-1 (2OT)
Oct. 31, 2009	A	L, 0-2
Oct. 1, 2010	H	L, 0-4
Nov. 4, 2010	N	L, 1-2 (2OT)
Oct. 8, 2011	A	L, 0-1
Nov. 4, 2011	A	L, 0-1
Oct. 14, 2012	H	W, 2-0
Oct. 20, 2013	A	L, 0-1
Oct. 10, 2014	H	L, 0-1
Oct. 4, 2015	A	W, 3-1
Nov. 3, 2015	N	L, 0-2
Oct. 9, 2016	H	W, 2-1
Sept. 22, 2017	A	L, 1-2
Oct. 12, 2018	H	T, 3-3 (2OT)
Oct. 6, 2019	A	L, 2-3
Oct. 10, 2021	H	W, 2-1
Oct. 13, 2022	A	L, 0-1
Oct. 15, 2023	H	T, 3-3
Sept. 26, 2024	A	W, 3-0
Oct. 26, 2025	H	T, 2-2

New Mexico State 3-0-0
(1-0-0 Home, 2-0-0 Away, 0-0-0 Neutral)

Year	Site	Result
Sept. 21, 2014	A	W, 3-2
Sept. 12, 2021	H	W, 1-2
Sept. 7, 2023	A	W, 3-2

North Texas 0-2-0
(0-2-0 Home, 0-0-0 Away, 0-0-0 Neutral)

Year	Site	Result
Aug. 23, 2015	H	L, 0-1
Aug. 17, 2023	H	L, 0-3

Northern Arizona 10-1-2
(5-0-1 Home, 4-2-1 Away, 0-0-0 Netural)

Year	Site	Result
Sept. 17, 1999	A	L, 0-2
Oct. 6, 2001	A	W, 1-0
Sept. 20, 2002	A	W, 3-2
Sept. 21, 2003	H	T, 0-0 (2OT)
Sept. 3, 2004	H	W, 1-0 (2OT)
Aug. 17, 2012	H	W, 2-0
Sept. 8, 2013	A	T, 0-0 (2OT)
Aug. 22, 2014	H	W, 2-1
Aug. 30, 2015	A	W, 1-0 (OT)
Aug. 26, 2016	H	W, 3-2
Sept. 8, 2017	A	W, 2-2 (2OT)
Sept. 7, 2018	A	W, 2-0
Sept. 20, 2019	H	W, 2-1

Northern Carolina 0-1-0
(0-0-0 Home, 0-1-0 Away, 0-0-0 Neutral)

Year	Site	Result
Sept. 8, 2019	A	L, 0-8

Northern Colorado 1-0-1
(1-0-0 Home, 0-0-0 Away, 0-0-1 Neutral)

Year	Site	Result
Sept. 25, 2008	H	W, 3-1
Sept. 20, 2013	N	T, 1-1 (2OT)

Oakland 1-0-0

(1-0-0 Home, 0-0-0 Away, 0-0-0 Neutral)

Year	Site	Result
Sept. 4, 2006	H	W, 7-0

Ohio State 0-1-0

(0-1-0 Home, 0-0-0 Away, 0-0-0 Neutral)

Year	Site	Result
Sept. 9, 2009	H	L, 2-3 (OT)

Oklahoma 1-0-0

(1-0-0 Home, 0-0-0 Away, 0-0-0 Neutral)

Year	Site	Result
Aug. 31, 2012	H	W, 2-1 (2OT)

Oregon 1-1-0

(1-0-0 Home, 0-1-0 Away, 0-0-0 Neutral)

Year	Site	Result
Sept. 10, 2010	H	W, 1-0
Aug. 28, 2011	A	L, 0-1

Oregon State 0-1-1

(0-0-0 Home, 0-0-0 Away, 0-1-1 Neutral)

Year	Site	Result
Aug. 27, 2006	N	T, 1-1 (2OT)
Oct. 4, 2009	N	L, 0-3

Pacific 1-1-1

(1-0-0 Home, 0-1-1 Away, 0-0-0 Neutral)

Year	Site	Result
Sept. 28, 2007	A	T, 0-0 (2OT)
Aug. 30, 2008	H	W, 1-0
Sept. 9, 2011	A	L, 0-2

Pepperdine 2-2-0

(1-0-0 Home, 1-2-0 Away, 0-0-0 Neutral)

Year	Site	Result
Sept. 1, 1998	A	L, 1-2
Sept. 23, 2005	A	L, 0-1
Oct. 1, 2006	H	W, 1-0 (2OT)
Sept. 14, 2007	A	W, 1-0

Portland State 1-1-1

(1-0-1 Home, 0-0-0 Away, 0-1-0 Neutral)

Year	Site	Result
Oct. 5, 2007	H	T, 0-0 (2OT)
Aug. 26, 2011	A	L, 0-1 (2OT)
Aug. 30, 2013	H	W, 5-0

Rice 0-0-1

(0-0-0 Home, 0-0-1 Away, 0-0-0 Neutral)

Year	Site	Result
Sept. 12, 2004	A	T, 1-1 (2OT)

Richmond 0-0-1

(0-0-1 Home, 0-0-0 Away, 0-0-0 Neutral)

Year	Site	Result
Sept. 9, 2005	H	T, 1-1 (2OT)

Robert Morris 0-1-0

(0-1-0 Home, 0-0-0 Away, 0-0-0 Neutral)

Year	Site	Result
Sept. 19, 2008	H	L, 1-2

Rutgers 0-1-0

(0-0-0 Home, 0-0-0 Away, 0-1-0 Neutral)

Year	Site	Result
Aug. 21, 2022	N	L, 1-5

Sacramento State 3-2-0

(2-1-0 Home, 1-1-0 Away, 0-0-0 Neutral)

Year	Site	Result
Oct. 2, 1998	H	L, 1-2
Sept. 7, 2012	H	W, 2-0
Sept. 6, 2013	A	W, 1-0 (OT)
Sept. 1, 2017	A	L, 0-1
Aug. 19, 2018	H	W, 2-1

Saint Francis 1-0-0

(1-0-0 Home, 0-0-0 Away, 0-0-0 Neutral)

Year	Site	Result
Aug. 31, 2014	H	W, 3-0

St. Mary's 0-1-0

(0-0-0 Home, 0-1-0 Away, 0-0-0 Neutral)

Year	Site	Result
Sept. 90, 2009	A	L, 0-1

San Diego 2-3-0

(2-0-0 Home, 0-2-0 Away, 0-1-0 Neutral)

Year	Site	Result
Sept. 5, 2003	A	L, 1-0
Sept. 24, 2004	H	W, 2-1
Nov. 12, 2004	N	L, 0-1 (2OT)
Sept. 15, 2006	A	L, 0-2
Aug. 29, 2021	H	W, 3-2 (2OT)

San Diego State 11-21-3

(6-8-2 Home, 4-11-1 Away, 1-2-0 Netural)

Year	Site	Result
Oct. 14, 1998	A	L, 0-4
Oct. 20, 1999	H	L, 0-4
Oct. 22, 2000	A	L, 2-4
Nov. 2, 2001	H	L, 2-3
Nov. 2, 2002	A	L, 1-2 (OT)
Nov. 6, 2002	N	L, 1-2
Nov. 1, 2003	H	W, 1-0
Nov. 5, 2003	N	W, 2-1
Oct. 30, 2004	A	W, 3-0
Oct. 29, 2005	H	W, 3-0
Nov. 3, 2005	H	W, 2-1 (OT)
Oct. 8, 2006	A	L, 1-4
Oct. 14, 2007	H	W, 1-0
Oct. 3, 2008	A	W, 2-1
Oct. 25, 2009	H	L, 0-1
Oct. 29, 2010	A	L, 0-2
Oct. 28, 2011	H	L, 1-2 (2OT)
Oct. 12, 2012	H	L, 1-2
Nov. 2, 2012	A	L, 0-3
Oct. 18, 2013	A	L, 0-3
Oct. 12, 2014	H	L, 0-3
Oct. 2, 2015	A	L, 0-3
Oct. 7, 2016	H	T, 1-1 (2OT)
Nov. 5, 2016	A	T, 3-3 (2OT)
Sept. 24, 2017	A	W, 1-0
Oct. 14, 2018	H	W, 2-0
Oct. 4, 2019	A	L, 0-1
Mar. 20, 2021	A	L, 0-1
Apr. 3, 2021	H	W, 3-2 (2OT)
Oct. 8, 2021	H	L, 0-1 (OT)
Oct. 16, 2022	A	W, 1-0
Oct. 12, 2023	H	L, 0-2
Sept. 29, 2024	A	L, 0-2
Nov. 3, 2024	N	L, 1-3
Oct. 9, 2025	H	T, 2-2

San Francisco 2-0-1

(1-0-0 Home, 1-0-1 Away, 0-0-0 Neutral)

Year	Site	Result
Sept. 3, 1999	A	W, 3-2 (2OT)
Sept. 23, 2000	H	W, 3-2
Sept. 18, 2009	A	T, 0-0 (2OT)

San José State 8-6-2

(4-3-1 Home, 3-3-1 Away, 1-0-0 Netural)

Year	Site	Result
Oct. 11, 1998	H	W, 2-1
Sept. 14, 2012	N	W, 5-1
Oct. 4, 2013	A	L, 0-1 (2OT)
Oct. 5, 2014	H	W, 3-0
Oct. 23, 2015	A	W, 1-0
Sept. 23, 2016	H	L, 1-2
Oct. 15, 2017	A	L, 2-3
Oct. 7, 2018	H	L, 0-1
Oct. 17, 2019	A	T, 1-1 (2OT)
Mar. 14, 2021	A	W, 3-0
Mar. 26, 2021	H	W, 3-0
Oct. 22, 2021	H	W, 1-0
Oct. 2, 2022	A	L, 0-1
Sept. 28, 2023	H	L, 0-3
Oct. 13, 2024	A	W, 1-0
Sept. 25, 2025	H	T, 2-2

Seattle 1-3-0

(0-2-0 Home, 0-1-0 Away, 1-0-0 Neutral)

Year	Site	Result
Oct. 2, 2009	N	W, 2-1
Sept. 16, 2011	H	L, 1-2
Aug. 29, 2024	H	L, 0-2
Sept. 11, 2025	A	L, 0-4

South Carolina 0-1-1

(0-0-0 Home, 0-0-0 Away, 0-1-1 Neutral)

Year	Site	Result
Sept. 9, 2001	N	T, 1-1 (2OT)
Sept. 9, 2007	N	L, 0-1

South Dakota State 0-0-1

(0-0-1 Home, 0-0-0 Away, 0-0-0 Neutral)

Year	Site	Result
Aug. 24, 2012	H	T, 0-0 (2OT)

ALL-TIME SERIES RECORDS

Southern Utah 11-1-0
(6-0-0 Home, 5-1-0 Away, 0-0-0 Netural)

Year	Site	Result
Sept. 17, 2001	A	W, 3-0
Oct. 30, 2001	H	W, 4-1
Sept. 17, 2002	A	W, 3-0
Sept. 3, 2003	H	W, 5-2
Sept. 26, 2009	H	W, 2-0
Sept. 4, 2016	A	W, 2-1
Aug. 27, 2017	H	W, 3-1
Aug. 23, 2018	A	L, 0-2
Nov. 3, 2019	H	W, 1-0
Aug. 26, 2021	A	W, 3-0
Aug. 15, 2024	H	W, 3-1
Sept. 7, 2025	A	W, 3-1

Tennessee 0-2-0
(0-1-0 Home, 0-1-0 Away, 0-0-0 Neutral)

Year	Site	Result
Sept. 7, 2003	H	L, 2-5
Sept. 19, 2004	A	L, 0-3

Texas A&M 0-1-0
(0-0-0 Home, 0-1-0 Away, 1-0-0 Neutral)

Year	Site	Result
Sept. 15, 2019	A	L, 0-4

Texas A&M-CC 2-0-0
(1-0-0 Home, 0-0-0 Away, 1-0-0 Neutral)

Year	Site	Result
Aug. 21, 2015	H	W, 1-0
Aug. 21, 2016	N	W, 6-0

TCU 5-2-1
(2-1-0 Home, 2-1-1 Away, 1-0-0 Neutral)

Year	Site	Result
Oct. 14, 2005	A	W, 1-1
Nov. 2, 2005	N	W, 3-0
Oct. 15, 2006	H	W, 2-1
Oct. 21, 2007	A	W, 1-0
Oct. 24, 2008	A	T, 1-1 (2OT)
Oct. 23, 2009	H	L, 2-3 (OT)
Oct. 8, 2010	A	L, 1-3
Sept. 30, 2011	H	W, 2-1

UCF 0-2-0
(0-1-0 Home, 0-1-0 Away, 0-0-0 Neutral)

Year	Site	Result
Sept. 4, 2006	H	L, 2-3
Sept. 7, 2007	A	L, 1-2

UC Irvine 2-2-1
(1-0-1 Home, 1-2-0 Away, 0-0-0 Neutral)

Year	Site	Result
Sept. 25, 2005	A	L, 0-2
Sept. 2, 2006	H	W, 3-0
Aug. 24, 2008	A	W, 2-0
Sept. 11, 2009	H	T, 1-1 (2OT)
Aug. 25, 2013	A	L, 0-2

UCLA 0-2-0
(0-1-0 Home, 0-1-0 Away, 0-0-0 Neutral)

Year	Site	Result
Oct. 3, 2003	H	L, 0-1
Nov. 10, 2006	A	L, 1-6

UC Davis 3-1-0
(2-0-0 Home, 1-1-0 Away, 0-0-0 Neutral)

Year	Site	Result
Sept. 19, 2010	H	W, 2-1
Sept. 11, 2011	A	L, 0-2
Sept. 3, 2017	A	W, 2-1
Aug. 21, 2021	H	W, 3-2

UC Riverside 6-3-0
(4-0-0 Home, 2-3-0 Away, 0-0-0 Neutral)

Year	Site	Result
Sept. 28, 2008	A	L, 2-3
Aug. 20, 2010	A	W, 1-0
Aug. 19, 2011	H	W, 3-0
Aug. 23, 2013	A	W, 3-2
Sept. 23, 2017	H	W, 2-1
Sept. 16, 2018	A	L, 0-1
Aug. 24, 2023	H	W, 3-0
Sept. 1, 2024	A	L, 0-1
Sept. 4, 2025	H	W, 3-0

UC Santa Barbara 0-2-1
(0-1-0 Home, 0-1-1 Away, 0-0-0 Netural)

Year	Site	Result
Sept. 16, 2007	A	T, 1-1 (2OT)
Aug. 21, 2011	H	L, 0-1
Sept. 11, 2016	A	L, 0-2

UC San Diego 0-1-0
(0-0-0 Home, 0-1-0 Away, 0-0-0 Netural)

Year	Site	Result
Aug. 24, 2025	A	L, 2-3

UIC 1-0-0
(1-0-0 Home, 0-0-0 Away, 0-0-0 Netural)

Year	Site	Result
Aug. 17, 2018	H	W, 5-1

UNR 16-4-3
(10-1-0 Home, 6-3-3 Away, 0-0-0 Neutral)

Year	Site	Result
Oct. 2, 2001	H	W, 2-0
Sept. 6, 2002	H	W, 9-0
Sept. 19, 2003	A	W, 1-0
Sept. 26, 2004	A	T, 0-0 (2OT)
Aug. 28, 2005	H	W, 5-0
Sept. 30, 2007	A	L, 0-3
Aug. 29, 2008	H	W, 5-1
Sept. 4, 2011	A	W, 2-1
Oct. 19, 2012	A	T, 0-0 (2OT)
Nov. 1, 2013	H	W, 2-1 (2OT)
Oct. 31, 2014	A	T, 1-1 (2OT)
Oct. 30, 2015	H	W, 3-1
Oct. 28, 2016	A	W, 4-2
Oct. 27, 2017	H	W, 5-0
Oct. 26, 2018	A	W, 2-1
Nov. 1, 2019	H	W, 2-0
Mar. 8, 2021	H	W, 1-0
Apr. 9, 2021	A	L, 1-2
Oct. 28, 2021	A	L, 0-1
Oct. 27, 2022	H	W, 3-1
Oct. 26, 2023	A	W, 1-0
Oct. 31, 2024	H	L, 0-1
Oct. 30, 2025	A	W, 2-1

USC 0-1-0
(0-0-0 Home, 0-1-0 Away, 0-0-0 Neutral)

Year	Site	Result
Sept. 17, 2006	A	L, 0-4

Utah 4-11-4
(1-3-1 Home, 1-7-3 Away, 2-1-0 Neutral)

Year	Site	Result
Oct. 24, 1998	A	L, 0-4
Oct. 14, 1999	H	L, 0-2
Oct. 12, 2000	A	L, 0-4
Oct. 13, 2001	H	W, 2-1
Oct. 26, 2002	A	L, 0-4
Oct. 16, 2003	H	L, 1-5
Nov. 6, 2003	N	T, 0-0 (2OT)
Oct. 7, 2004	A	W, 1-0
Nov. 4, 2004	N	L, 0-2
Oct. 22, 2005	H	L, 0-1
Oct. 5, 2006	A	L, 0-1
Nov. 4, 2006	A	T, 0-0 (2OT)
Oct. 11, 2007	H	T, 2-2 (2OT)
Nov. 8, 2007	N	W, 2-1
Oct. 11, 2008	A	L, 1-3
Oct. 8, 2009	H	L, 0-1
Oct. 23, 2010	A	L, 0-3
Nov. 3, 2010	N	W, 4-1
Sept. 12, 2014	A	T, 1-1 (2OT)

Utah State 10-8-0
(4-5-0 Home, 5-3-0 Away, 1-0-0 Netural)

Year	Site	Result
Sept. 27, 1998	A	W, 3-2
Oct. 31, 1999	H	L, 1-2
Aug. 31, 2000	A	W, 2-0
Sept. 30, 2001	H	W, 2-0
Aug. 31, 2003	H	W, 5-2
Sept. 2, 2005	A	W, 2-1
Sept. 29, 2013	H	L, 1-2
Oct. 24, 2014	A	W, 1-0
Oct. 11, 2015	H	W, 3-0
Oct. 23, 2016	H	W, 1-0 (OT)
Nov. 3, 2016	N	W, 2-1
Oct. 20, 2017	A	L, 1-2
Sept. 21, 2018	A	W, 1-0
Sept. 27, 2019	H	L, 0-1
Sept. 26, 2021	H	L, 0-2
Sept. 25, 2022	A	L, 1-2
Oct. 19, 2023	A	L, 0-2
Oct. 24, 2024	H	L, 0-1

Utah Valley 4-3-1

(4-1-0 Home, 0-2-1 Away, 0-0-0 Netural)

Year	Site	Result
Sept. 30, 2005	H	W, 3-0
Oct. 7, 2007	H	W, 5-0
Sept. 14, 2014	A	L, 0-1 (OT)
Sept. 4, 2015	H	W, 4-3 (OT)
Sept. 2, 2016	A	L, 1-2
Aug. 25, 2017	H	W, 2-1 (2OT)
Aug. 25, 2018	A	T, 1-1 (2OT)
Sept.. 22, 2019	H	L, 0-3

UTEP 2-1-0

(1-1-0 Home, 1-0-0 Away, 0-0-0 Netural)

Year	Site	Result
Oct. 29, 2000	H	W, 3-0
Sept. 19, 2014	A	W, 1-0
Aug. 28, 2022	H	L, 0-1

UTRGV 1-0-0

(1-0-0 Home, 0-0-0 Away, 0-0-0 Neutral)

Year	Site	Result
Sept. 20, 2015	H	W, 4-1

VCU 1-0-1

(1-0-0 Home, 0-0-1 Away, 0-0-0 Neutral)

Year	Site	Result
Sept. 12, 2003	H	W, 4-0
Sept. 11, 2005	A	T, 0-0 (2OT)

VMI 1-0-0

(0-0-0 Home, 0-0-0 Away, 1-0-0 Neutral)

Year	Site	Result
Sept. 24, 2010	N	W, 5-0

Washington State 2-3-0

(1-0-0 Home, 1-3-0 Away, 0-0-0 Neutral)

Year	Site	Result
Oct. 1, 2001	A	L, 0-4
Sept. 2, 2001	A	W, 1-0
Aug. 25, 2006	A	L, 1-2
Sept. 21, 2007	H	W, 1-0
Sept. 13, 2013	A	L, 0-2

Weber State 5-1-0

(3-0-0 Home, 1-1-0 Away, 1-0-0 Neutral)

Year	Site	Result
Sept. 25, 1998	A	L, 0-2
Sept. 1, 1999	H	W, 3-0
Sept. 15, 2002	H	W, 2-0
Sept. 26, 2010	N	W, 1-0
Sept. 10, 2021	H	W, 2-1
Aug. 31, 2023	A	W, 2-0

Western Michigan 0-2-0

(0-1-0 Home, 0-1-0 Away, 0-0-0 Neutral)

Year	Site	Result
Sept. 10, 1999	A	L, 0-1
Oct. 27, 2000	H	L, 1-2

Wright State 1-0-0

(1-0-0 Home, 0-0-0 Away, 0-0-0 Neutral)

Year	Site	Result
Aug. 20, 2017	H	W, 5-1

Wyoming 17-7-6

(9-3-2 Home, 7-4-3 Away, 1-0-1 Neutral)

Year	Site	Result
Oct. 1, 1998	H	W, 2-1
Sept. 26, 1999	A	W, 3-2
Oct. 6, 2000	H	W, 1-0
Oct. 21, 2001	A	W, 3-2 (OT)
Nov. 7, 2001	H	W, 1-0
Oct. 20, 2002	H	W, 2-1 (OT)
Oct. 10, 2003	A	L, 0-1
Oct. 17, 2004	H	W, 3-1
Oct. 9, 2005	A	W, 1-0
Oct. 22, 2006	H	L, 0-1
Nov. 1, 2006	N	W, 1-0
Oct. 28, 2007	A	L, 0-1
Oct. 17, 2008	H	W, 3-1
Oct. 17, 2009	A	T, 1-1 (2OT)
Oct. 14, 2010	H	W, 3-2
Oct. 23, 2011	A	T, 0-0 (2OT)
Sept. 29, 2012	H	T, 0-0 (2OT)
Oct. 27, 2013	A	W, 3-2 (OT)
Nov. 4, 2013	N	T, 1-1 (2OT)
Sept. 28, 2014	A	L, 0-3
Oct. 16, 2015	H	L, 1-2
Sept. 30, 2016	A	W, 3-1
Oct. 8, 2017	H	W, 2-1
Oct. 21, 2018	A	L, 1-2 (2OT)
Oct. 25, 2019	H	L, 2-3
Oct. 15, 2021	A	W, 1-0
Oct. 9, 2022	H	T, 1-1
Sept. 21, 2023	A	W, 2-1
Oct. 20, 2024	H	W, 3-0
Oct. 2, 2025	A	T, 1-1