

UNLV

UNLV REBELS
RECORD BOOK
2025



TEAM RECORDS

SEASON

Matches 24 (2016)
Wins 18 (1985)
Losses 16 (2005)
Ties 4 (1986, 1992, 1996, 2009)
Overtime Matches 7 (1984, 1986, 1992. 2006)
Points 162 (1983)
Goals 63 (1976, 1983)
Assists 53 (1985)
Saves 118 (1996)
Fewest Goals Against 13 (1984)
Shutouts 14 (1984)
Goals Against Average 0.580 (1984)

MATCH

Goals ..... 11 vs. San Jose State (Oct. 23, 1988)
..... 11 vs. San Diego (Nov. 1, 1980)
Assists ..... 12 vs. San Jose State (Oct. 23, 1988)
Goals Against ..... 11 at New Mexico (Oct. 19, 2012)
Largest Margin of Victory 11
..... vs. San Diego (Nov. 1, 1980)
Largest Margin of Defeat 11, (0-11)
..... at New Mexico (Oct. 19, 2012)
Shots On Goal ..... 30 vs. San Jose State (Oct. 1, 1989)
Corner Kicks ..... 15 vs. San Jose State (Oct. 1, 1989)

STREAKS

Winning Streak 11 (1976)
Unbeaten Streak 18 (1985)
Losing Streak 12 (2005)
Home Winning Streak 10 (1987-88)
Home Unbeaten Streak 21 (1987-89)
Home Losing Streak 10 (2010-11)
Road Winning Streak 9 (1984-85)
Road Unbeaten Streak 13 (1984-85)
Road Losing Streak 12 (2004-05)
Consecutive Shutouts 8 (1984)
Consecutive Overtime Matches 3 (1982, 2000)

INDIVIDUAL RECORDS

CAREER

Matches ..... 90, Marco Gonzalez (2017-21)
Matches started ..... 84, Rich Ryerson (1983-86)
Points ..... 159, Robbie Ryerson (1982-85)
Goals ..... 67, Robbie Ryerson (1982-85)
Assists ..... 26, Daniel Barber (1989-92)
Saves ..... 321, Dan Abdalla (1993-97)
Shutouts ..... 23, Harry Fields (1982-85)
Goals Against Average ..... 0.783, Harry Fields (1982-85)

SEASON

Matches ..... 24, Five players
Matches started ..... 23, Three players
Points ..... 57, David Cohen (1979)
Goals ..... 25, David Cohen (1979)
Assists ..... 11, Alex Hernandez (2002)
Saves ..... 101, Dan Abdalla (1996)
Shutouts ..... 14, Harry Fields (1984)
Goals Against Average ..... 0.533, Harry Fields (1984)

MATCH

Points ..... 9, Danny Musovski vs Oral Roberts (Sept. 24, 2017)
..... Doug Borgel vs. UC Irvine (Oct. 20, 1989)
Goals ..... 4, Danny Musovski vs Oral Roberts (Sept. 24, 2017)
..... Doug Borgel vs. UC Irvine (Oct. 20, 1989)
Assists ..... 4, Daniel Barber vs. UC Irvine (Oct. 20, 1989)
..... 4, Billy Gunther vs. US International (Oct. 29, 1983)

UNLV HAT TRICKS

Goals	Player	Date	Opponent
3	Nico Lopez	Nov. 23, 2023	Utah Valley
3	Timo Mehlich	Oct. 25, 2019	Kansas City
3	Marco Gonzalez	Aug. 26, 2018	Evansville
4	Danny Musovski	Sept. 24, 2017	Oral Roberts
4	Doug Borgel	Oct. 20, 1989	UC Irvine
3	Timo Mehlich	Oct. 25, 2019	Kansas City
3	Marco Gonzalex	Aug. 26 2018	Evansville
3	Danny Musovski	Oct. 6, 2017	at San Jose State
3	Salvador Bernal	Aug. 31, 2014	at Bradley
3	Alex Hernandez	Sept. 23, 2001	Connecticut
3	Daniel Schloss	Oct. 10, 1997	at TCU
3	Doug Borgel	Oct. 29, 1989	Cal State Los Angeles
3	Doug Borgel	Oct. 22, 1989	UC Santa Barbara
3	Cliff Odle	Oct. 1, 1989	San Jose State
3	Gavin Spaulding	Oct. 23, 1988	San Jose State
3	Gavin Spaulding	Sept. 20, 1985	at Pacific
3	Gavin Spaulding	Sept. 13, 1985	Bowling Green
3	Robbie Ryerson	Oct. 29, 1983	Loyola Marymount
3	Gavin Spaulding	Sept. 14, 1984	San Diego
3	Robbie Ryerson	Oct. 29, 1983	U.S. International
3	David Cohen	Oct. 17, 1981	UC San Diego
3	Dale Taylor	Oct. 10, 1981	at Loyola Marymount
3	David Cohen	Sept. 12, 1981	Azusa Pacific
3	Tim Dane	Nov. 1, 1980	San Diego
3	David Cohen	Sept. 26, 1980	USC


DANNY MUSOVSKI


RICH RYERSON


ABDALLA


BARBER

INDIVIDUAL RECORDS
SEVEN NCAA APPEARANCES

CAREER LEADERS

POINTS

Player	Goals	Assists	Points
1. Robbie Ryerson (1982-85)	67	25	159
2. David Cohen (1977-81)	66	15	147
3. Danny Musovski (2014-17)	47	23	117
4. Doug Borgel (1987-90)	43	23	109
5. Gavin Spaulding (1984-87)	46	8	100
6. Alex Hernandez (2000-03)	35	17	87
Roy Sparks (1974-76)	38	5	81
8. Jason Melendez (1998-01)	29	22	80
9. Marco Gonzalez (2017-21)	24	22	70
10. Salvador Bernal (2011-14)	26	16	68

GOALS

Player	Goals
1. Robbie Ryerson (1982-85)	67
2. David Cohen (1977-81)	66
3. Danny Musovski (2014-17)	47
4. Gavin Spaulding (1984-88)	46
5. Doug Borgel (1987-90)	43
6. Roy Sparks (1974-76)	38
7. Alex Hernandez (2000-03)	35
8. Bleda Atilla (1975-78)	34
9. Jason Melendez (1998-01)	29
10. Lamar Neagle (2005-08)	27

ASSISTS

Player	Assists
1. Daniel Barber (1989-92)	26
2. Robbie Ryerson (1982-85)	25
Sal Carbone (1985-89)	25
4. Danny Musovski (2014-17)	23
5. Doug Borgel (1987-90)	23
6. Jason Melendez (1998-01)	22
Marco Gonzalez (2017-21)	22
7. Richie Ryerson (1983-86)	20
8. Richie Louis (1990-93)	18
9. Alex Hernandez (2000-03)	17
Rob Taber (1982-85)	17

GOALS AGAINST AVERAGE (min. 800 mins)

Player	GAA
1. Miguel Duenas Jr. (2019-21)	0.73
2. Harry Fields (1982-85)	0.78
3. Danny Anderson (1985-88)	0.87

SAVES

Player	Saves
1. Dan Abdalla (1993-97)	321
2. Harry Fields (1982-85)	282
3. Dan Schell (1990-94)	228

SHUTOUTS

Player	Shutouts
1. Harry Fields (1982-85)	23
2. Ryan Harding (2010-14)	14.1
3. Danny Anderson (1985-88)	14

SEASON LEADERS

POINTS

Player	Goals	Assists	Points
1. David Cohen (1979)	25	7	57
2. Robbie Ryerson (1985)	21	6	48
3. Robbie Ryerson (1984)	20	7	47
4. Doug Borgel (1989)	19	7	45
5. Roy Sparks (1976)	20	2	42
6. Doug Borgel (1990)	17	7	41
7. Robbie Ryerson (1983)	16	5	37
8. Danny Musovski (2017)	15	6	36
9. Danny Musovski (2015)	14	5	33
Alex Hernandez (2002)	11	11	33

GOALS

Player	Goals
1. David Cohen (1979)	25
2. Robbie Ryerson (1985)	21
3. Robbie Ryerson (1984)	20
Roy Sparks (1976)	20
5. Doug Borgel (1989)	19
6. Doug Borgel (1990)	17
7. Robbie Ryerson (1983)	16
8. Danny Musovski (2017)	15
David Cohen (1979)	15
9. Danny Musovski (2015)	14
David Cohen (1981)	14

ASSISTS

Player	Assists
1. Alex Hernandez (2002)	11
2. Daniel Barber (1989)	10
Sal Carbone (1988)	10
Rob Taber (1985)	10
Nico Chasen (2018)	10
5. Marco Gonzalez (2021)	9
Richie Louis (1991)	9
Richie Ryerson (1985)	9
7. Daniel Barber (1991)	8
Simon Keith (1988)	8
Sal Carbone (1985)	8
10. 11 players tied	7

GOALS AGAINST AVERAGE (min. 400 mins)

Player	GAA
1. Harry Fields (1984)	0.53
2. Danny Anderson (1986)	0.63
3. Danny Anderson (1985)	0.63

SAVES

Player	Saves
1. Dan Abdalla (1996)	101
2. Dan Schell (1990)	89
3. Harry Fields (1983)	79

SHUTOUTS

Player	Shutouts
1. Harry Fields (1984)	10
2. Ryan Harding (2014)	9.1







REBEL ALL-AMERICANS



1991
3rd team - United Soccer Coaches

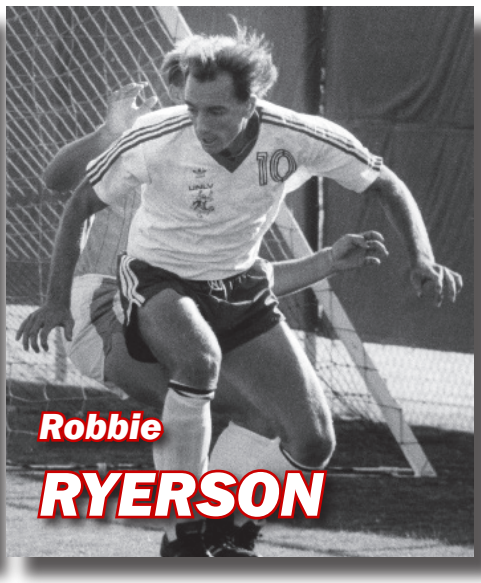

1985
1st team - *Soccer America*
1st team - *Kick* Magazine
3rd team - United Soccer Coaches

1984
3rd team - United Soccer Coaches



2014
2nd team - *College Soccer News*
3rd team - United Soccer Coaches



2015
2nd team - United Soccer Coaches
3rd team - *College Soccer News*
3rd team - *TopDrawerSoccer*

2017
3rd team - *College Soccer News*

NATIONAL AWARDS

United Soccer Coaches

PLAYER OF THE WEEK

2017	F - Danny Musovski	Oct. 10
2017	F - Danny Musovski	Sept. 26
2014	F - Danny Musovski	Nov. 19

COLLEGE SOCCER NEWS

ALL-FRESHMAN

2018	MF - Nico Clasen	3rd team
2011	F - Salvador Bernal	3rd team
2007	F - Daniel Cruz	2nd team

TEAM OF THE WEEK

2016	F - Danny Musovski	Nov. 14
2014	F - Danny Musovski	Oct. 13
	F - Salvador Bernal	Sept. 1
2013	MF - Rodrigo Fuentes	Sept. 10
2007	F - Nicholas Patterson	Nov. 5
	F - Lamar Neagle	Sept. 24

TOPDRAWERSOCCER.COM

PLAYER OF THE WEEK

2016	F - Danny Musovski	Nov. 15

TEAM OF THE WEEK

2016	F - Danny Musovski	Nov. 15
2014	F - Salvador Bernal	Sept. 2
2013	MF - Rodrigo Fuentes	Sept. 11
2008	M - Lamar Neagle	Oct. 13
	F - Daniel Cruz	Sept. 4

SOCCER AMERICA

TEAM OF THE WEEK

2005	M - Lamar Neagle	Sept. 14
2003	M - Alex Hernandez	Sept. 15
2001	M - Alex Hernandez	Sept. 17

CoSIDA

ACADEMIC ALL-AMERICAN

2014	Kyle Mellies	3rd team
2002	Andrew Hooker	1st team
2001	Andrew Hooker	3rd team*
2000	Ryan Bledsoe	1st team*

* - At-large team selection

NSCAA

SCHOLAR ALL-AMERICA

2015	D-Bradley Kamdem	3rd team

HONOR ROLL
SEVEN NCAA APPEARANCES

REGION AWARDS

NSCAA

ALL WEST

2019	M - Timo Mehlich	2nd team
2018	F - Marco Gonzalez	3rd team
	MF - Nico Clasen	3rd team
2017	F - Danny Musovski	1st team
	M - Timo Mehlich	2nd team
2016	F - Danny Musovski	2nd team
2015	F - Danny Musovski	1st team
	D - Bradley Kamdem	2nd team
2014	F - Salvador Bernal	1st team
	M - Rodrigo Fuentes	1st team
	D - Kyle Mellies	1st team
	GK - Ryan Harding	1st team
	M - Julian Portugal	3rd team

ALL FAR-WEST

2013	F - Salvador Bernal	3rd team
2012	F - Salvador Bernal	3rd team
2010	F - Stephen Sifuentes	3rd team
2009	F - Nick Marshall	3rd team
2008	M - Lamar Neagle	2nd team
2004	M - Victor Arbelaez	3rd team
2002	F - Kelly Frederick	2nd team
2001	F - Jason Melendez	1st team
	F - Kelly Frederick	3rd team
2000	F - Jason Melendez	1st team
1993	D - Richie Louis	2nd team
1992	M - Daniel Barber	3rd team
	F - Thies Carstens	3rd team
	D - Richie Louis	3rd team
1991	M - Daniel Barber	1st team
1990	F - Doug Borgel	2nd team
	M - Terry Pryer	3rd team
1989	M - Doug Borgel	2nd team
	M - Sal Carbone	2nd team
1988	M - Sal Carbone	2nd team
1987	D - Eddie Anibal	2nd team
1986	M - Richie Ryerson	1st team
	M - Sal Carbone	2nd team
1985	F - Robbie Ryerson	1st team
	D - Rob Moreland	1st team
	M - Richie Ryerson	2nd team
1984	F - Robbie Ryerson	1st team
1983	F - Robbie Ryerson	1st team

COACH OF THE YEAR

2014	Rich Ryerson
2014	Liam Connors (Assistant)

CONFERENCE AWARDS

ALL-WESTERN ATHLETIC

2024	M - Nico Lopez	1st team
	D - Louis Hiepen	2nd team
2023	M - Nico Lopez	2nd team
	D - Louis Hiepen	2nd team
2020-21	M - Bailey Letherman	2nd team
	D - Billy Jones	2nd team
	D - Gabriel Claudio	HM
	GK - Miguel Duenas Jr.	HM
2019	M- Timo Mehlich	1st team
	D- Billy Jones	HM
2018	M- Marco Gonzalez	2nd team
	M- Timo Mehlich	2nd team
	D - Adam Musovski	2nd team
2017	F - Danny Musovski	1st team
	D - Adam Musovski	1st team
	MF - Timo Mehlich	1st team
	MF - Kevin Partida	2nd team
	F - Marco Gonzalez	HM
2016	F - Danny Musovski	1st team
	MF - Timo Mehlich	2nd team
2015	F - Danny Musovski	1st team
	MF - Rodrigo Fuentes	1st team
	D - Bradley Kamdem	1st team
2014	F - Salvador Bernal	1st team
	MF - Julian Portugal	1st team
	D - Kyle Mellies	1st team
	GK - Ryan Harding	1st team
	MF - Rodrigo Fuentes	2nd team
2013	F - Salvador Bernal	1st team
	MF - Rodrigo Fuentes	2nd team
	D - Kyle Mellies	2nd team
	GK - Ryan Harding	2nd team
1997	F - Michael Griego	1st team
1996	F - Michael Griego	1st team

WAC PLAYER OF THE WEEK

2025	Hugo Lemos	Oct. 21
2024	Nico Lopez	Oct. 29
	Hugo Lemos	Sept. 17
	Brophy Howard	Aug. 27
2023	Hugo Lemos	Oct. 17
	Hugo Lemos	Sept. 26
	Tyler Ware	Oct. 10
2022	Louis Hiepen	Aug. 30
2020-21	Miguel Duenas Jr.	April 5
	Miguel Duenas Jr.	March 22
	Miguel Duenas Jr.	Feb. 22
2019	Timo Mehlich	Sept. 16
2018	Nathan Bohn	Oct. 22
	Marco Gonzalez	Aug. 27
2017	Danny Musovski	Nov. 6
	Danny Musovski	Oct. 9
	Danny Musovski	Sept. 25
2016	Danny Musovski	Oct. 3
	Danny Musovski	Aug. 29
2015	Danny Musovski	Nov. 9
	Richard Garness	Oct. 12
	Jason Khamvongsa	Sept. 28

PLAYERS OF THE YEAR



DANNY MUSOVSKI

2015 & 2017 - WAC (Offensive)



SALVADOR BERNAL

2014 - WAC (Offensive)



KYLE MELLIES

2014 - WAC (Defensive)



ROD DYACHENKO

2005 - MPSF



ALEX HERNANDEZ

2003 - MPSF (Co)



DOUG BORGEL

1990 - Big West



JEFF WALE

1987 - Big West (Co)



ROBBIE RYERSON

1985 - Big West

	Bradley Kamdem	Sept. 14
2014	Jason Khamvongsa	Nov. 10
	Ryan Harding	Oct. 6
	Kyle Mellies	Sept. 8
	Salvador Bernal	Sept. 1
2013	Kyle Mellies	Oct. 28
	Rodrigo Fuentes	Sept. 10
1997	Daniel Schloss	Oct. 13

WAC COACH OF THE YEAR

2014	Rich Ryerson

WAC FRESHMAN OF THE YEAR

2016	Timo Mehlich

WAC ALL-FRESHMAN TEAM

2025	D - Scott Chavira-Robles
2024	MF - Sawyer Crisostomo
2023	GK - Hugo Lemos
	MF - Hermann Ragnarsson
	F - Tyler Ware
	MF - Hermann Ragnarsson
2020-21	D - Louis Hiepen
2018	F- Nico Clasen
	D- Jake Mecham
2017	F - Danny Musovski

WAC ALL-TOURNAMENT TEAM

2023	MF - Brophy Howard
	MF - Nico Lopez
	MF - Hermann Ragnarsson
	F - Gabe Sanchez
2020-21	MF - Jesus Partida
2017	F - Danny Musovski
	MF - Kevin Partida
2016	F - Danny Musovski
	MF - Timo Mehlich
	MF - Oscar Velazquez
	GK - Enrique Adame
2014	F - Danny Musovski
	MF - Kevin Partida
	D - Kyle Mellies
	GK - Ryan Harding

WAC TOURNAMENT MVP

2016	F - Danny Musovski
2014	F - Danny Musovski

ALL-MOUNTAIN PACIFIC SPORTS FEDERATION

2012	F - Salvador Bernal	1st team
	F - Nick Marshall	2nd team
	D - Mike Mota	hon. mention
2011	F - Salvador Bernal	1st team
	MF - Jonny Espinoza	2nd team
	F - Nick Marshall	hon. mention
2010	F - Stephen Sifuentes	1st team
	F - Nick Marshall	1st team
	MF - Jonny Espinoza	2nd team
	D - Mike Mota	hon. mention
2009	D - Jamie Calvo	2nd team
	MF - Nicholas DeLeon	hon. mention
2008	F - Daniel Cruz	1st team
	MF - Lamar Neagle	1st team
	MF - Nicholas DeLeon	2nd team
	F - Ben Haugland	hon. mention
2007	F - Daniel Cruz	1st team
	F - Lamar Neagle	1st team
	D - Andrew Friel	2nd team
	D - Mason Traffordhon.	mention
2006	F - Lamar Neagle	1st team
	MF - Nicholas Paterson	2nd team
	MF - Mason Trafford	3rd team
2005	F - Rod Dyachenko	1st team
	M - Deshawn Woolery	2nd team
	D - Jon Dunning	hon. mention
2004	M - Victor Arbelaez	1st team
	F - Rod Dyachenko	1st team
	M - Brendon Bain	2nd team
2003	M - Alex Hernandez	1st team
	M - Victor Arbelaez	1st team
	F - Rod Dyachenko	1st team
	M - Brendon Bain	2nd team
2002	M - Alex Hernandez	1st team
	F - Kelly Frederick	1st team
	D - Reggie Bolden	3rd team
	D - Kristian Paananen	hom. mention
2001	F - Jason Melendez	1st team
	D - Andrew Hooker	1st team
	M - Alex Hernandez	2nd team
2000	F - Jason Melendez	1st team
	M - Andrew Hooker	1st team
	D - Brent Storrs	hon. mention
	M - Reggie Bolden	hon. mention
	M - Michael Meek	hon. mention
1999	F - Jason Melendez	2nd team
	D - Todd Roberts	2nd team
1995	F - Michael Griego	2nd team
	F - James Mitchell	hon. mention
	D - P.J. Roberts	hon. mention
1993	D - Richie Louis	1st team
1992	M - Daniel Barber	1st team
	D - Richie Louis	1st team
	F - Thies Carstens	2nd team
	F - Tom Miller	hon. mention
	GK - Dan Schell	hon. mention
	D - Scott Uderitz	hon. mention

MPSF NEWCOMER OF THE YEAR

2011	F - Salvador Bernal
2007	F - Daniel Cruz

MPSF COACH OF THE YEAR

2007	Mario Sanchez

MPSF ALL-TOURNAMENT TEAM

2009	F - Nick Marshall
2008	MF - Nicholas DeLeon
2002	M - Alex Hernandez
2001	D - Kevin Lunkwitz

MPSF PLAYER OF THE WEEK

2012	D - Mike Mota	Oct. 29
	F - Nick Marshall	Sept. 17
2008	F - Daniel Cruz	Oct. 20
	MF - Lamar Neagle	Oct. 13
	MF - Lamar Neagle	Sept. 22
	F - Daniel Cruz	Sept. 2
2007	F - Nicholas Paterson	Nov. 5
2006	F - Marcos Balladares	Nov. 7
2005	F - Lamar Neagle	Sept. 12
2004	M - Victor Arbelaez	Nov. 1
	F - Rod Dyachenko	Oct. 11
2003	M - Alex Hernandez	Sept. 16
	GK - Peter Clitheroe	Nov. 4
2002	GK - Justin Dennis	Sept. 23
	M - Alex Hernandez	Oct. 7
	F - Kelly Frederick	Nov. 11
2001	M - Alex Hernandez	Sept. 25
2000	F - Tuomas Talvio	Nov. 8

BIG WEST CONFERENCE

1991	M - Daniel Barber	1st team
	F - Thies Carstens	1st team
	M - Richie Louis	1st team
	D - Mike Madrid	2nd team
	D - Scott Uderitz	2nd team
1990	F - Doug Borgel	1st team
	M - Terry Pryer	1st team
	D - Cliff Odle	2nd team
	D - Scott Uderitz	2nd team
1989	M - Doug Borgel	1st team
	M - Sal Carbone	1st team
	M - Jeff Wale	1st team
	M - Daniel Barber	2nd team
1988	M - Sal Carbone	1st team
	F - Gavin Spaulding	1st team
	F - Simon Keith	1st team
	D - Eddie Anibal	2nd team
	M - Adam Keith	2nd team
1987	F - Shawn Ritchie	1st team
	M - Jeff Wale	1st team
	D - Eddie Anibal	1st team
	D - Kevin Nute	2nd team
	F - Simon Keith	2nd team
1986	M - Richie Ryerson	1st team
	M - Sal Carbone	1st team
	F - Gavin Spaulding	1st team
	F - Eddie Anibal	2nd team
	D - Gary Soresman	2nd team
	F - Jeff Wale	2nd team
1985	M - Mark Olejnik	1st team
	F - Robbie Ryerson	1st team
	D - Jim Voydat	1st team
	GK - Harry Fields	2nd team
	M - Richie Ryerson	2nd team
	M - Rob Taber	2nd team
	D - Gary Soresman	2nd team

BIG WEST COACH OF THE YEAR

1987	Barry Barto

BIG WEST PLAYER OF THE WEEK

1991	Thies Carstens	Nov. 11
	Emmet Mielbrecht	Nov. 4
	Daniel Barber	Oct. 28
	Thies Carstens	Oct. 14
	Thies Carstens	Oct. 7
1990	Terry Pryer	Oct. 28
	Dan Schell	Oct. 15
	Doug Borgel	Sept. 9
1988	Kenny Ryerson	Oct. 25
	Gavin Spaulding	Oct. 4
	Gavin Spaulding	Sept. 27
	Danny Anderson	Sept. 20
	Ernst Wittman	Sept. 13

YEAR-BY-YEAR RECORDS

SEVEN NCAA APPEARANCES

1974 (Overall 8-3-3)
Coach: Tom Khamis

9/19	vs. Westmont College (1)	L	1-4
9/20	at UC Santa Barbara (1)	T	1-1 (OT)
9/21	vs. Pepperdine (1)	L	1-4
9/28	ARIZONA STATE	W	3-1
9/28	ARIZONA	W	6-2
10/4	UC SANTA BARBARA	W	2-1
10/5	PEPPERDINE	W	2-1
10/19	SAN DIEGO STATE	L	0-4
10/26	WOODBURY COLLEGE	W	4-2
11/2	BRIGHAM YOUNG	W	2-0
11/9	at Arizona State	T	2-2 (OT)
11/10	at Arizona	T	2-2 (OT)
11/16	UTAH STATE	W	4-0
11/23	EAST LOS ANGELES JC	W	2-1

(1) Far West Classic, Santa Barbara, Calif.

1975 (Overall 11-5-2)
Coach: Tom Khamis

9/13	ARIZONA	L	1-2
9/14	CUAUHTEMOC COLLEGE	W	2-1
9/16	at Cal State Fullerton (1)	T	3-3 (OT)
9/17	vs. US International	T	3-3 (OT)
9/20	CAL BAPTIST	W	5-0
9/25	vs. Chico State (2)	W	2-1
9/26	at UC Santa Barbara (2)	L	1-3
9/27	vs. Westmont College (2)	L	0-4
10/4	UC SAN DIEGO	W	4-1
10/10	vs. Metro State (3)	W	4-1
10/11	at BYU (3)	W	3-2 (OT)
10/18	WHITTIER COLLEGE	W	2-1
10/24	at San Diego State	L	1-4
10/26	vs. US International	L	1-2
10/31	WASHINGTON	W	5-3
11/1	ARIZONA STATE	W	2-1
11/14	UTAH STATE	W	6-1
11/15	SOUTHERN CALIFORNIA	W	6-5 (OT)

(1) Fullerton Invitational - Fullerton, Calif.
(2) Far West Classic - Santa Barbara, Calif.
(3) BYU Invitational - Provo, Utah

1976 (Overall 13-4-1)
Coach: Vince Hart

8/26	WESTMONT COLLEGE	L	1-2
9/12	at UCLA	L	0-1 (OT)
9/18	SEATTLE PACIFIC	L	1-3
9/19	CAL STATE LA	W	5-1
9/24	COLORADO COLLEGE	L	1-3
9/26	CAL STATE FULLERTON	W	2-0
10/1	CAL BAPTIST	W	7-0
10/2	LOYOLA MARYMOUNT	W	2-0
10/8	BRIGHAM YOUNG	W	6-1
10/16	CHAPMAN COLLEGE	W	3-0
10/20	SO. CALIF. COLLEGE	W	2-0
10/23	at Cal State Northridge	W	6-1
10/30	CAL LUTHERAN	W	6-0
11/6	at Fresno Pacific	W	3-1
11/7	at Cal Poly	W	1-0
11/13	UC RIVERSIDE	W	8-2
11/20	NEVADA	T	2-2 (OT)
11/22	ARIZONA STATE	W	7-3

1977 (Overall 14-6-1)
Coach: Vince Hart

9/9	vs.Cal State Hayward (1)	W	2-1
9/10	at Chico State (1)	L	0-1
9/16	at Fresno Pacific (2)	W	2-0
9/17	vs. UC Davis (2)	W	2-1
9/17	vs. US International (2)	W	2-1
9/24	BARSTOW JC	W	4-0
10/1	UCLA	L	2-3 (OT)
10/2	at UC Riverside	W	3-0
10/7	SO. CALIF. COLLEGE	W	9-0
10/8	LONG BEACH STATE	W	4-0
10/15	Utah State (3)	W	5-0
10/15	Arizona St. (3)	W	3-2
10/16	at Cal State Fullerton	L	3-4
10/16	at Brigham Young (3)	W	1-0
10/21	ARIZONA STATE	W	3-0
10/22	SAN DIEGO STATE	L	1-3
10/23	US INTERNATIONAL	L	0-6
10/29	BIOLA	W	2-1
11/4	at Westmont College	T	2-2 (OT)
11/5	at UC Santa Barbara	L	1-2
11/11	CAL POLY	W	4-3

(1) Chico State Tournament, Chico, Calif.
(2) Fresno Pacific Tournament, Fresno, Calif.
(3) BYU Tournament, Provo, Utah

1978 (Overall 7-9-0, SCISA 1-3-0)
Coach: Vince Hart

9/17	CAL STATE NORTHRIDGE	W	6-0
9/22	vs. Chico State (1)	L	0-3
9/22	vs. BYU (1)	W	4-0
9/23	at Cal State Hayward (1)	W	2-0
9/28	at BYU	W	3-1
9/30	at Colorado College	W	3-1
10/7	SAN DIEGO STATE^	W	3-0
10/14	CAL STATE FULLERTON^	L	1-3
10/20	at Cal State Northridge	L	4-5
10/21	at Azusa Pacific^	L	2-3
10/22	at Long Beach State	L	2-3
10/28	UC SANTA BARBARA^	L	0-3
10/29	at Chapman College	L	1-4
11/4	at UC San Diego	W	3-1 (OT)
11/5	at US International	L	1-2
11/7	at UCLA	L	0-1

(1) Fresno Pacific Viking Classic, Fresno, Calif.

1979 (Overall 12-9-0, SCISA 3-5-0)
Coach: Vince Hart

9/6	at San Francisco	L	0-8
9/8	BYU	W	10-0
9/15	AZUSA PACIFIC^	W	2-1
9/21	vs. Cal State Hayward (1)	W	2-1
9/22	at Fresno Pacific (1)	W	3-1
9/22	vs. Chico State (1)	W	3-2
9/24	SEATTLE PACIFIC	W	2-0
9/29	NEVADA, RENO	W	6-1
10/8	MIDWESTERN (TX)	W	3-2
10/12	at San Diego State^	L	0-4
10/13	at Biola^	W	2-0
10/14	at Cal State Fullerton^	W	2-1
10/17	UCLA	L	1-3
10/20	WESTMONT COLLEGE^	L	0-3
10/21	CHAPMAN COLLEGE	L	2-3
10/24	US INTERNATIONAL^	L	2-4
10/26	at USC^	L	1-2
10/27	at UC Santa Barbara^	L	0-3
11/2	ARIZONA STATE	W	9-1
11/4	LONG BEACH STATE	W	3-2
11/5	SIMON FRASER	L	2-6

(1) Fresno Pacific Viking Classic, Fresno, Calif.

1980 (Overall 7-11-0, SCISA 3-5-0)
Coach: Vince Hart

9/5	FRESNO PACIFIC	W	7-1
9/6	CAL STATE FULLERTON^	L	1-2
9/12	at Westmont College^	L	0-3
9/13	at Azusa Pacific^	L	2-4
9/19	vs. Fresno State (1)	L	1-2
9/19	Azusa Pacific (1)	L	2-4
9/20	at Fresno Pacific (1)	L	1-2
9/26	USC^	W	6-1
9/27	at UCLA	L	0-3
10/3	vs. Air Force (2)	L	2-3
10/4	at BYU (2)	W	2-1
10/11	SAN DIEGO STATE^	L	0-4
10/12	POMONA-PITZER	L	1-2
10/18	at US International^	L	0-4
10/19	at Long Beach State	W	4-1
10/25	BIOLA^	W	4-0
11/1	SAN DIEGO	W	11-0
11/8	UC SANTA BARBARA^	W	3-1

(1) Fresno Pacific Viking Classic, Fresno, Calif.
(2) Brigham Young Cougar Classic, Provo, Utah

1981 (Overall 8-8-0, SCISA 3-3-0)
Coach: Vince Hart

9/5	at Colorado College	L	1-2
9/6	at Air Force	W	1-0
9/12	AZUSA PACIFIC	W	3-2
9/19	POINT LOMA COLLEGE	W	2-0
9/25	at Chapman College	L	2-3
9/26	at Cal State Fullerton^	L	2-3
10/2	at UC Santa Barbara^	L	1-3
10/3	at Cal State Dominguez Hills	L	0-2
10/10	LOYOLA MARYMOUNT^	W	6-3
10/12	BYU	L	0-2
10/17	UC SAN DIEGO	W	4-1
10/21	LONG BEACH STATE^	W	3-2
10/24	US INTERNATIONAL^	L	1-4
10/31	at San Diego State	L	2-6
11/1	at San Diego^	W	3-1
11/4	UCLA	W	3-2

1982 (Overall 10-4-3, SCISA 4-2-2)
Coach: Barry Barto

9/4	at UC San Diego	W	1-0
9/7	ADELPHI	W	3-1
9/11	SAN DIEGO^	W	4-1
9/12	SAN DIEGO STATE^	L	1-2
9/19	CAL STATE FULLERTON^	T	1-1 (OT)
9/25	FRESNO STATE	L	2-3

10/2	at Loyola Marymount^	W	2-0
10/9	at California	W	3-2
10/11	at St. Mary's	W	1-0
10/14	Gonzaga (1)	W	3-2 (OT)
10/16	at BYU (1)	T	2-2 (OT)
10/25	UC SANTA BARBARA*	T	0-0 (OT)
10/27	at Pacific	W	1-0
10/30	US International^	W	4-0
10/31	CHAPMAN COLLEGE	L	0-1
11/3	at UCLA^	L	0-1
11/10	at Long Beach State^	W	4-1

(1) Brigham Young Cougar Classic, Provo, Utah

1983
(Overall 17-4-1, Big West 2-0-1, SCISA 6-1-1)
Coach: Barry Barto

9/2	BYU (1)	W	5-2
9/3	EVANSVILLE (1)	W	2-0
9/14	at Fresno State	L	0-2
9/17	LOYOLA MARYMOUNT^	W	4-0
9/21	at Cal State Fullerton*^	W	3-1
9/24	PORTLAND	W	3-1
9/27	at Stanford	W	2-0
10/5	at San Diego^	W	6-0
10/7	SANTA CLARA	W	5-1
10/12	UCLA^	L	0-1
10/14	vs. Wisconsin-Green Bay (2)	W	3-2
10/15	at Brigham Young (2)	W	4-1
10/22	at UC Santa Barbara*^	T	1-1 (OT)
10/26	at San Francisco	W	2-1
10/29	US INTERNATIONAL^	W	4-0
10/30	PACIFIC	W	2-0
11/2	at San Diego State^	W	4-1
11/5	SAINT MARY'S	W	4-0
11/11	LONG BEACH STATE*^	W	3-0
11/13	at Fresno State (3)	L	1-2
11/16	CALIFORNIA (4)	W	3-1 (OT)
11/20	SAN FRANCISCO (4)	L	2-3

(1) UNLV adidas Rebel Classic, Las Vegas
(2) BYU Cougar Classic, Provo, Utah
(3) Big West Championship Game, Fresno, Calif.
(4) NCAA Tournament Game

1984 (Overall 15-3-3, Big West 3-0)
Coach: Barry Barto

9/1	SAN JOSE STATE (1)	W	4-3 (OT)
9/2	INDIANA (1)	L	2-3
9/5	AMERICAN	W	1-0 (OT)
9/8	at Washington (2)	T	1-1 (OT)
9/9	vs. Portland (2)	W	1-0
9/14	SAN DIEGO (3)	W	7-0
9/15	CAL ST. FULLERTON (3)*	W	4-0
9/19	at Long Beach State*	W	5-0
9/22	FRESNO STATE	L	1-2 (OT)
10/5	at Brigham Young	W	1-0
10/10	UC SANTA BARBARA	T	1-1 (OT)
10/14	at Santa Clara	W	2-0
10/17	STANFORD	W	4-0
10/19	UC IRVINE*	W	3-0
10/21	LOYOLA MARYMOUNT	W	10-0
10/24	at US International	W	2-0
10/27	SEATTLE PACIFIC	T	0-0 (OT)
11/4	SAN JOSE STATE (4)	W	2-0
11/7	at UCLA	W	3-0
11/10	at San Diego State	W	3-1
11/16	SAN FRANCISCO (5)	L	1-2 (OT)

(1) UNLV adidas Rebel Classic, Las Vegas
(2) Cosmopolitan Tournament, Seattle, Wash.
(3) UNLV Invitational, Las Vegas
(4) Big West Championship Game
(5) NCAA Tournament Game

1985 (Overall 18-2-2, Big West 6-0)
Coach: Barry Barto

9/3	SANTA CLARA	W	1-0
9/5	CLEVELAND STATE	W	3-0
9/13	BOWLING GREEN (1)	W	4-1
9/14	CAL ST NORTHRIDGE (1)	W	4-0
9/18	at Fresno State*	W	1-0 (OT)
9/20	at Pacific*	W	5-0
9/22	at San Jose State*	W	3-0
9/28	UC IRVINE*	W	1-0 (OT)
10/4	SAN FRANCISCO	W	2-1
10/9	WASHINGTON	W	3-1
10/13	UCLA	T	2-2 (OT)
10/18	at San Diego State	T	1-1 (OT)
10/20	at San Diego	W	4-3
10/25	at UC Santa Barbara*	W	2-0
10/27	at Cal State Fullerton	W	1-0
10/30	WESTMONT COLLEGE	W	6-2
11/2	CAL ST FULLERTON (2)*	W	3-2
11/3	NEW MEXICO (2)	W	3-0
11/8	at SMU	L	0-3
11/9	at North Texas	W	3-0
11/17	FRESNO STATE (3)	W	2-1
11/24	at UCLA (3)	L	0-1 (OT)

(1) UNLV adidas Rebel Classic, Las Vegas
(2) UNLV Invitational, Las Vegas
(3) NCAA Tournament Game

1986 (Overall 9-7-4, Big West 3-2)
Coach: Barry Barto

9/5	vs. Virginia (1)	W	2-1
9/6	South Carolina (1)	L	0-1 (OT)
9/12	at Santa Clara	W	2-0
9/14	at San Jose State*	W	4-0
9/20	SAN DIEGO (2)	L	0-1
9/21	WISCONSIN-GB (2)	W	4-0
9/26	FRESNO STATE*	L	0-1
10/1	at San Francisco	T	1-1 (OT)
10/4	vs. Air Force (3)	T	1-1 (OT)
10/5	at New Mexico (3)	L	0-2
10/11	WILLIAM & MARY (4)	L	2-3 (OT)
10/12	SAN DIEGO STATE (4)	T	1-1 (OT)
10/18	at Stanford	W	1-0
10/20	at St. Mary's	W	1-0
10/24	UC SANTA BARBARA*	W	4-1
10/29	WASHINGTON	T	0-0 (OT)
10/31	at Cal State Fullerton*	L	1-2 (OT)
11/2	at UC Irvine*	W	5-1
11/8	WISC.-MILWAUKEE(5)	W	5-0
11/9	SMU (5)	L	0-2

(1) Met Life Classic, Bloomington, Ind.
(2) UNLV adidas Rebel Classic, Las Vegas
(3) New Mexico Classic, Albuquerque, N.M.
(4) UNLV Desert Shootout, Las Vegas
(5) UNLV Invitational, Las Vegas

1987 (Overall 15-4-0, Big West 8-2)
Coach: Barry Barto

9/6	at UCLA	L	0-2
9/11	AIR FORCE (1)	W	3-1
9/12	SMU (1)	L	1-2
9/18	at San Diego State	L	0-2
9/20	at San Diego	W	2-1
9/26	PORTLAND (2)	W	2-0
9/27	CAL ST LOS ANGELES (2)	W	3-1
10/2	at UC Santa Barbara*	W	4-1
10/4	at UC Irvine*	W	5-2 (OT)
10/11	SAN FRANCISCO	W	3-2
10/16	SAN JOSE STATE*	W	1-0
10/18	FRESNO STATE*	W	5-1
10/21	at San Jose State*	W	3-0
10/25	CAL STATE FULLERTON*	W	3-2 (OT)
10/28	at Fresno State*	L	1-2
10/31	at Cal State Fullerton*	L	1-2
11/6	UC SANTA BARBARA*	W	2-0
11/8	UC IRVINE*	W	2-0
11/17	SAN FRANCISCO (3)	W	1-0

(1) UNLV adidas Rebel Classic, Las Vegas
(2) UNLV Invitational, Las Vegas
(3) NCAA Tournament Game

1988 (Overall 11-7-3, Big West 7-3)
Coach: Barry Barto

9/3	vs. Washington (1)	L	0-1 (OT)
9/4	at Portland (1)	L	1-2 (OT)
9/9	CONNECTICUT (2)	W	3-1
9/10	VIRGINIA (2)	T	2-2 (OT)
9/16	SAN DIEGO STATE	W	1-0
9/18	SAN DIEGO	W	1-0
9/23	vs. Old Dominion (3)	W	2-1
9/24	at SMU (3)	T	0-0 (OT)
9/30	UC IRVINE*	W	2-1 (OT)
10/2	UC SANTA BARBARA*	W	5-0
10/7	at San Francisco	L	2-3
10/9	at Cal State Fullerton*	L	1-2
10/16	at San Jose State*	W	6-1
10/17	at Fresno State*	L	0-2
10/21	FRESNO STATE*	W	3-0
10/23	SAN JOSE STATE*	W	11-1
10/27	UCLA	T	1-1 (OT)
10/30	CAL STATE FULLERTON*	W	5-1
11/4	at UC Santa Barbara*	L	0-3
11/6	at UC Irvine*	W	2-1
11/13	at Fresno State (4)	L	1-2 (PK)

(1) Portland Challenge Cup, Portland, Ore.
(2) UNLV adidas Rebel Classic, Las Vegas
(3) SMU Lettermen' Classic, Dallas, Texas
(4) NCAA Tournament Game

YEAR-BY-YEAR RECORDS
SEVEN NCAA APPEARANCES

1989 (Overall 11-9, Big West 5-5)
Coach: Barry Barto

9/1	ST. MARY'S (1)	W	6-0
9/2	SEATTLE PACIFIC (1)	W	3-1
9/8	SOUTH CAROLINA (2)	L	0-2
9/9	SMU (2)	L	3-4
9/15	at San Diego State	L	0-4
9/17	at San Diego	L	1-4
9/20	STANFORD	W	2-0
9/23	TCU (3)	W	5-0
9/24	CAL ST NORTHRIDGE (3)	W	2-1
9/29	FRESNO STATE*	L	0-2
10/1	SAN JOSE STATE*	W	6-0
10/6	at UC Santa Barbara*	L	1-2 (OT)
10/8	at UC Irvine*	W	2-1
10/13	at Cal State Fullerton*	L	1-2
10/20	UC IRVINE*	W	8-0
10/22	UC SANTA BARBARA*	W	5-2
10/27	CAL ST FULLERTON*	L	0-2
10/29	CAL ST LOS ANGELES	W	4-1 (OT)
11/2	at Fresno State*	L	0-2
11/5	at San Jose State*	W	1-0

(1) UNLV Coors Invitational, Las Vegas
(2) UNLV adidas M Rebel Classic, Las Vegas
(3) UNLV Coors Soccer Classic, Las Vegas

1990 (Overall 10-8-2, Big West 6-4)
Coach: Barry Barto

9/1	OLD DOMINION (1)	T	0-0 (OT)
9/2	INDIANA (1)	W	2-0
9/7	SAN DIEGO (2)	T	1-1 (OT)
9/8	SAN DIEGO STATE (2)	W	3-2
9/15	vs. William & Mary (3)	L	1-2
9/16	vs. Portland (3)	W	3-0
9/21	CAL STATE FULLERTON*	W	2-1
9/23	at Stanford	L	2-5 (OT)
9/27	at Fresno State*	L	0-4
9/30	at San Jose State*	W	4-1
10/5	at Cal State Fullerton*	L	1-2
10/7	at UCLA	L	1-2
10/12	UC IRVINE*	W	2-0
10/14	UC SANTA BARBARA*	W	2-0
10/19	at UC Santa Barbara*	L	1-2
10/21	at UC Irvine*	W	1-0
10/27	at South Carolina (4)	L	1-3
10/28	Penn State (4)	W	6-1
11/2	SAN JOSE STATE*	W	4-3
11/4	FRESNO STATE*	L	1-2 (OT)

(1) UNLV adidas Rebel Classic, Las Vegas
(2) UNLV Coors Invitational, Las Vegas
(3) Fresno State Goal Rush Classic, Fresno, Calif.
(4) South Carolina Classic, Columbia, S.C.

1991 (Overall 11-6-2, Big West 6-3-1)
Coach: Barry Barto

9/6	WISCONSIN-GB (1)	W	3-2
9/7	SEATTLE PACIFIC (1)	L	0-3
9/13	PENNSYLVANIA (2)	W	4-0
9/14	HARVARD (2)	L	0-2
9/17	at San Diego	W	4-2
9/22	at New Mexico	W	4-1
9/25	UCLA	L	1-2
9/29	at Cal State Fullerton*	L	1-2
10/4	UC IRVINE*	W	2-0
10/6	UC SANTA BARBARA*	W	4-1
10/11	SAN JOSE STATE*	W	4-1
10/13	FRESNO STATE*	L	1-2 (OT)
10/19	at Fresno State*	L	2-5
10/21	at San Jose State*	T	1-1 (OT)
10/25	at UC Santa Barbara*	W	2-0
10/27	at UC Irvine*	W	4-1
10/31	CAL STATE FULLERTON*	W	4-3
11/3	at Cal State San Bernardino	T	0-0 (OT)
11/10	at San Diego State	W	2-0

(1) UNLV Rebel Classic, Las Vegas
(2) UNLV Coors Light Invitational, Las Vegas

1992 (Overall 9-5-4, MPSF Pacific 4-3-0)
Coach: Barry Barto

9/6	at North Texas	T	2-2 (OT)
9/7	at SMU	T	1-1 (OT)
9/11	STANFORD (1)	W	4-2
9/12	AIR FORCE (1)	W	3-1
9/20	Evansville (2)	T	0-0 (OT)
9/21	South Alabama (2)	L	1-3
9/25	CALIFORNIA (3)	T	2-2 (OT)
9/27	SO. CONN. STATE (3)	W	3-2
10/2	San Diego (4)	W	5-3 (OT)
10/4	at Santa Clara (4)	L	0-2
10/9	UC IRVINE#	W	4-1
10/11	UCLA#	L	0-1
10/16	CAL ST NORTHRIDGE#	W	3-2 (OT)
10/18	at UC Santa Barbara#	W	2-1
10/23	at San Diego State#	L	1-3
10/25	at Cal State Fullerton#	L	0-9
10/30	NEW MEXICO#	W	3-2 (OT)
11/2	CAL ST SAN BERNARDINO	W	4-2

(1) UNLV Umbro Rebel Classic, Las Vegas
(2) Fresno State Goal Rush Classic, Fresno, Calif.
(3) UNLV Coors Light Invitational, Las Vegas
(4) Santa Clara Classic, Santa Clara, Calif.

1993 (Overall 7-10-1, MPSF Pacific 3-3-1)
Coach: Barry Barto

9/4	at Indiana (1)	L	0-1
9/5	vs. Notre Dame (1)	W	1-0
9/10	SAN DIEGO (2)	L	1-3
9/12	SAN JOSE STATE (2)	L	3-4
9/17	NAVY (3)	W	3-1
9/19	CREIGHTON (3)	L	2-8
9/24	vs. George Mason (4)	L	1-3
9/26	at Air Force (4)	L	0-8
10/1	at New Mexico (5)#	L	0-1
10/3	vs. Western Kentucky (5)	W	2-1 (OT)
10/8	at UC Irvine#	W	2-0
10/10	at UCLA#	L	0-2
10/15	SAN DIEGO STATE#	T	2-2 (OT)
10/17	CAL STATE FULLERTON#	W	2-1
10/22	at Cal State Northridge#	L	1-2
10/24	UC SANTA BARBARA#	W	7-2
10/29	at Saint Mary's	W	2-1
10/31	at California	L	0-1

(1) Met Life Classic at Indiana, Bloomington, IN
(2) UNLV Coors Light Invitational, Las Vegas
(3) UNLV Umbro Rebel Classic, Las Vegas
(4) Air Force Invitational, Colorado Springs, Colo.
(5) UNM Invitational, Albuquerque, NM

1994 (Overall 5-14-0, MPSF Pacific 1-6-0)
Coach: Barry Barto

9/3	at Creighton (1)	L	0-3
9/4	vs. Tulsa (1)	W	3-2
9/9	SMU (2)	L	0-2
9/11	RUTGERS (2)	W	2-1
9/16	at North Carolina (3)	L	0-4
9/18	vs. College of Charleston (3)	L	2-3 (OT)
9/23	OREGON STATE (4)	L	0-1
9/25	CALIFORNIA (4)	W	1-0
9/30	ST. MARY'S (5)	W	1-0
10/2	MICHIGAN STATE (5)	L	0-2
10/7	UCLA#	L	0-3
10/9	UC IRVINE#	W	3-1
10/14	at Cal State Fullerton#	L	0-3
10/16	at San Diego State#	L	1-3 (OT)
10/21	at UC Santa Barbara#	L	0-2
10/23	CAL STATE NORTHRIDGE#	L	0-1
10/26	NEW MEXICO#	L	1-2
10/29	UMBC (6)	L	2-3 (OT)
10/30	SACRAMENTO STATE (6)	L	4-7 (OT)

(1) Creighton Ameritus Classic, Omaha, Neb.
(2) UNLV Umbro Rebel Classic, Las Vegas
(3) Carolina Classic, Chapel Hill, NC
(4) UNLV Coors Light Invitational, Las Vegas
(5) UNLV Coors Light Soccer Classic, Las Vegas
(6) UNLV Rebel Invitational, Las Vegas

1995 (Overall 6-9-3, MPSF Pacific 3-3-1)
Coach: Barry Barto

9/3	at Virginia (1)	L	0-3
9/4	American (1)	L	0-2
9/8	MARQUETTE (2)	W	1-0
9/10	BOSTON (2)	T	2-2 (OT)
9/13	SEATTLE PACIFIC	W	3-0
9/16	CLEVELAND STATE (3)	T	1-1 (OT)
9/17	CAL ST. SAN BERNARDINO (3)	W	5-2
9/22	TCU (4)	L	0-2
9/24	NORTHERN ILLINOIS (4)	L	2-3
9/29	at Washington (5)	L	3-4
10/1	vs. Portland (5)	L	1-3
10/6	at UCLA#	L	1-7
10/8	at UC Irvine#	T	1-1 (OT)
10/13	CAL STATE FULLERTON#	W	2-1 (OT)
10/15	SAN DIEGO STATE#	W	2-1
10/20	UC SANTA BARBARA#	W	2-1 (OT)
10/22	at Cal State Northridge#	L	1-3
10/29	at New Mexico#	L	3-4

(1) Coca-Cola Classic, Charlottesville, VA
(2) UNLV Umbro Rebel Classic, Las Vegas
(3) UNLV Coors Light Soccer Classic, Las Vegas
(4) UNLV Coors Light Invitational, Las Vegas
(5) Washington Husky Classic, Seattle, Wash.

1996 (Overall 5-11-4, WAC 1-5-2)
Coach: Barry Barto

9/6	OLD DOMINION (1)	W	3-1 (OT)
9/8	SANTA CLARA (1)	T	2-2 (OT)
9/13	OHIO STATE (2)	L	0-1
9/15	DAVIDSON (2)	W	2-0
9/20	OREGON STATE (3)	L	0-1
9/22	EVANSVILLE (3)	W	3-0
9/27	LOYOLA MARYMOUNT (4)	T	2-2 (OT)
9/29	GONZAGA (4)	L	0-3
10/4	at Rutgers (5)	L	0-1
10/6	vs. St. John's (5)	L	0-7
10/11	NEW MEXICO%	L	1-2
10/13	AIR FORCE%	T	1-1 (OT)
10/18	at San Jose State%	T	2-2 (OT)
10/20	at Fresno State%	L	0-6
10/25	at Cal State San Bernardino	W	2-1 (OT)
10/27	at San Diego State%	L	1-3
11/1	TCU%	W	2-0
11/3	SMU%	L	0-4
11/8	at UC Irvine	L	0-6
11/10	at Tulsa%	L	1-4

(1) UNLV FILA Rebel Classic, Las Vegas
(2) UNLV Coors Light Soccer Classic, Las Vegas
(3) UNLV Coors Invitational, Las Vegas
(4) UNLV Rebel Invitational, Las Vegas
(5) Rutgers MetLife Tournament, Piscataway, NJ

1997 (Overall 5-11-2, WAC 2-5-1)
Coach: Barry Barto

9/5	GONZAGA (1)	L	1-2
9/7	STANFORD (1)	L	0-1
9/12	vs. Texas-Pan American (2)	W	2-0
9/14	vs. Wisconsin-Milwaukee (2)	W	1-0
9/16	SEATTLE PACIFIC	L	1-2 (OT)
9/19	KENTUCKY (3)	L	1-2 (OT)
9/21	MICHIGAN STATE (3)	W	4-2
9/28	at Loyola Marymount	L	2-3 (OT)
10/3	at Evansville (4)	T	1-1 (OT)
10/5	vs. South Carolina (4)	L	2-8
10/10	at TCU%	W	4-0
10/11	at SMU%	L	0-2
10/19	SAN DIEGO STATE%	W	4-0
10/24	SAN JOSE STATE%	L	0-1
10/26	FRESNO STATE%	T	1-1 (OT)
10/31	at New Mexico%	L	0-3
11/2	at Air Force%	L	2-4
11/9	TULSA%	L	1-3

(1) UNLV Coors Light Invitational, Las Vegas
(2) Borden Showdown, Albuquerque, N.M.
(3) UNLV FILA Rebel Classic, Las Vegas
(4) Evansville Aces Tournament, Evansville, Ind.

1998 (Overall 7-11-0, WAC 1-7-0)
Coach: Barry Barto

9/4	SACRAMENTO STATE (1)	W	3-1
9/6	ST. MARY'S (1)	W	1-0
9/11	MEMPHIS (2)	L	1-2
9/13	CENTRAL FLORIDA (2)	L	0-2
9/18	vs. Alabama A&M (3)	W	4-0
9/20	vs. Massachusetts (3)	W	2-1
9/25	at Loyola Marymount	W	2-1
9/27	at UC Santa Barbara	W	3-0
10/2	at Stanford(4)	L	0-1
10/4	California (4)	L	0-1
10/9	AIR FORCE%	L	1-3
10/11	NEW MEXICO%	L	0-1
10/16	at Fresno State%	L	2-3
10/18	at San Jose State%	W	3-2
10/25	at San Diego State%	L	2-4
10/30	at Tulsa%	L	1-4
11/6	SMU%	L	1-2
11/8	TCU%	L	1-2

(1) UNLV Coors Light Classic, Las Vegas
(2) UNLV FILA Rebel Classic, Las Vegas
(3) Goal Rush Classic, Fresno, Calif.
(4) Stanford / Nike Invitational, Palo Alto, Calif.

1999 (Overall 7-11-0, MPSF Pacific 1-7-0)
Coach: Barry Barto

9/1	at San Diego	L	1-3
9/3	WEST VIRGINIA (1)	W	2-1
9/5	KENTUCKY (1)	L	0-1
9/10	DETROIT (2)	W	4-3
9/12	WASHINGTON (2)	L	1-2
9/17	UMBC (3)	L	0-1
9/19	GONZAGA (3)	W	4-3
9/24	vs. Air Force (4)	W	1-0
9/26	vs. Centenary (4)	W	6-3
10/1	at Vanderbilt	L	1-2
10/3	at Western Kentucky	L	1-2
10/15	UCLA#	L	1-6
10/17	Cal State Fullerton#	L	2-6
10/22	at Cal State Northridge#	W	3-1
10/24	at UC Santa Barbara#	L	0-3
10/29	UC Irvine#	L	2-4
10/31	San Diego State#	W	1-0
11/7	at New Mexico#	L	2-3

(1) UNLV FILA Rebel Classic, Las Vegas
(2) UNLV Coors Light Classic, Las Vegas
(3) UNLV Coors Soccer Classic, Las Vegas
(4) UNM Invitational, Albuquerque, N.M.

2000 (Overall 10-7-1, MPSF Pacific 4-3-0)
Coach: Barry Barto

9/1	OHIO STATE (1)	W	3-0
9/3	NOTRE DAME (1)	T	0-0
9/8	LOYOLA MARYMOUNT(2)	L	2-3
9/10	GRAND CANYON(2)	L	2-3
9/15	at SMU(3)	L	0-7
9/16	vs. Tulsa(3)	W	1-0
9/22	CAL POLY#	W	2-1
9/24	at San Diego	L	2-3
9/29	DRURY(4)	W	3-0
10/1	LOUISVILLE(4)	W	3-2
10/6	UC SANTA BARBARA#	L	1-3
10/8	CAL ST NORTHRIDGE#	W	1-0
10/13	vs. Air Force (5)	W	1-0
10/15	vs. Alabama A&M (5)	W	2-0
10/22	at Cal State Fullerton#	L	1-2
10/27	at UC Irvine#	W	3-2
10/29	at San Diego State#	L	0-1
11/5	NEW MEXICO#	W	3-0

(1) UNLV FILA Rebel Classic, Las Vegas
(2) UNLV Coors Classic, Las Vegas
(3) SMU Invitational, Dallas, Texas
(4) UNLV Coors Light Classic, Las Vegas
(5) UNM Invitational, Albuquerque, N.M.

2001 (Overall 8-8-2, MPSF 3-3-1)
Coach: Barry Barto

8/31	vs. SW Missouri State (1)	W	2-1
9/1	at Tulsa (1)	W	2-1
9/7	VANDERBILT (2)	W	3-1
9/9	SAN DIEGO (2)	L	0-3
9/21	WESTERN KENTUCKY (3)	L	0-3
9/23	CONNECTICUT (3)	W	6-1
9/28	at Washington (4)	L	0-2
9/30	vs. Portland (4)	L	2-3 (OT)
10/7	at UC Riverside	W	3-2
10/12	SAN JOSE STATE #	W	1-0
10/14	FRESNO STATE #	W	1-0 (OT)
10/19	at Denver #	L	2-3
10/21	at Air Force #	L	0-5
10/26	at San Diego State #	T	2-2 (2OT)
10/28	SACRAMENTO STATE #	L	1-4
11/4	at New Mexico #	W	4-1
11/8	vs. San Diego State (5)	T	3-3 (2OT)
11/9	vs. New Mexico (5)	L	0-3

(1) Golden Hurricane Kickoff Classic, Tulsa, Okla.
(2) UNLV Soccer Tournament, Las Vegas
(3) UNLV / FILA Rebel Classic, Las Vegas
(4) NIKE Husky Classic, Seattle, Wash.
(5) MPSF Tournament, Fresno, Calif.

2002 (Overall 12-8, MPSF 4-2-0)
Coach: Barry Barto

8/30	MARSHALL (1)	W	3-2
9/1	NORTHERN ILLINOIS (1)	W	4-1
9/6	vs. Boston College (2)	L	2-3 (2OT)
9/8	at Connecticut (2)	L	0-5
9/13	vs. Evansville (3)	L	1-2 (OT)
9/15	vs. Cal Poly (3)	W	2-1 (OT)
9/20	HOFSTRA (4)	W	2-0
9/22	CENTRAL FLORIDA (4)	W	3-2
9/27	at UC Irvine	W	2-1
9/29	at San Diego	L	0-3
10/6	UC RIVERSIDE	W	3-0
10/13	at St. Mary's	L	1-2
10/18	at San Diego State #	W	2-1
10/25	DENVER #	W	2-1
10/27	AIR FORCE #	W	6-0
11/1	at San Jose State #	L	1-2
11/3	at Sacramento State #	L	1-3
11/10	NEW MEXICO #	W	2-0
11/14	vs. Air Force (5)	W	1-1 (2OT)
11/15	vs. San Jose State (5)	L	3-3 (2OT)

(1) UNLV Tournament, Las Vegas
(2) UConn NIKE Soccer Classic, Storrs, Conn.
(3) New Mexico Tournament, Albuquerque, N.M.
(4) UNLV / FILA Classic, Las Vegas
(5) MPSF Tournament, Albuquerque, N.M.

YEAR-BY-YEAR RECORDS
SEVEN NCAA APPEARANCES

2003 (Overall 6-12, MPSF 3-3)
Coach: Barry Barto

8/30	vs. Washington (1)	L	1-5
9/1	at Portland (1)	L	0-2
9/5	WISCONSIN (2)	L	2-3
9/7	DAVIDSON (2)	L	1-3
9/12	at Creighton (3)	W	2-0
9/14	vs. SMS (3)	W	3-2
9/19	DRAKE (4)	L	1-3
9/21	BOWLING GREEN (4)	W	3-2 (2OT)
9/26	CAL ST NORTHRIDGE (5)	L	1-2
9/28	GONZAGA (5)	L	2-3
10/5	at UC Riverside	L	1-4
10/18	at New Mexico#	W	2-0
10/20	SAN DIEGO STATE#	L	1-3
10/23	SAN JOSE STATE#	L	0-2
10/26	SACRAMENTO STATE#	L	2-3
10/30	at Denver#	W	1-0
11/2	at Air Force#	W	2-0
11/13	vs. Air Force (6)	L	1-3

(1) Nike Portland Invitational, Portand, Ore.
(2) UNLV Tournament, Las Vegas
(3) Ameritas Classic, Omaha, Neb.
(4) Rebel Tournament, Las Vegas
(5) UNLV / FILA Classic, Las Vegas
(6) MPSF Tournament, Sacramento, Calif.

2004 (Overall 6-12, MPSF 5-7)
Coach: Barry Barto

9/4	vs. San Diego (1)	L	0-3
9/6	vs. Navy (1)	W	1-0
9/10	WASHINGTON (2)	L	0-3
9/12	UCLA (2)	L	0-1 (OT)
9/22	SAN DIEGO STATE#	L	0-2
9/24	at Cal State Northridge	L	1-3
9/26	at UC Santa Barbara	L	0-4
10/3	at New Mexico#	L	0-3
10/8	DENVER#	W	1-0
10/10	AIR FORCE#	W	2-1
10/15	at San Jose State#	W	1-0
10/17	at Sacramento State#	L	1-2
10/21	NEW MEXICO#	L	0-3
10/29	SACRAMENTO STATE#	W	2-1
10/31	SAN JOSE STATE#	W	1-0
11/5	at Air Force#	L	0-3
11/7	at Denver#	L	0-2
11/14	at San Diego State#	L	2-4

(1) UC Irvine College Classic, Irvine, Calif.
(2) UNLV FILA Invitational, Las Vegas

2005 (Overall 2-16-1, MPSF 0-9-1)
Coach: Barry Barto

9/2	at Wisconsin (1)	L	1-2
9/4	vs. Wisconsin-Milwaukee (1)	L	1-3
9/9	PORTLAND (2)	W	2-1
9/11	NORTHWESTERN (2)	W	2-1 (2OT)
9/16	at Oregon State (3)	L	0-3
9/17	vs. Cal State Northridge (3)	L	3-5
9/23	UC RIVERSIDE	L	0-2
9/25	at UCLA	L	0-3
10/2	at Cal State Fullerton	L	1-2 (OT)
10/7	at Denver#	L	0-2
10/9	at Air Force#	L	0-1
10/14	SAN JOSE STATE#	L	2-3 (OT)
10/16	SACRAMENTO STATE#	L	1-2
10/22	at New Mexico#	L	2-7
10/29	NEW MEXICO#	L	0-4
11/4	at Sacramento State#	L	1-2 (OT)
11/6	at San Jose State#	T	2-2 (2OT)
11/11	AIR FORCE#	L	1-3
11/13	DENVER#	L	0-1

(1) Big Toe Soccer Invitational, Madison, Wisc.
(2) UNLV adidas Invitational, Las Vegas
(3) OSU Diadora Classic, Corvallis, Ore.

2006 (Overall 1-15-2, MPSF 1-9)
Coach: Mario Sanchez

8/25	at Gonzaga	L	1-3
8/29	at UC Riverside	L	1-2
9/1	TEMPLE (1)	T	2-2 (2OT)
9/3	OREGON STATE (1)	L	0-3
9/9	at San Diego State	L	2-4
9/15	ST. MARY'S (2)	T	1-1 (2OT)
9/17	UMBC (2)	L	1-2
9/24	CAL STATE FULLERTON	L	2-3
9/29	at Air Force#	L	0-1 (OT)
10/1	at Denver#	L	0-5
10/6	SACRAMENTO STATE#	L	1-2
10/8	SAN JOSE STATE#	L	1-2
10/13	NEW MEXICO#	L	1-4
10/21	at New Mexico#	L	0-1
10/26	at San Jose State#	L	0-3
10/29	at Sacramento State#	L	1-2
11/3	DENVER#	W	2-0
11/5	AIR FORCE#	L	1-2

(1) UNLV adidas Invitational, Las Vegas
(2) UNLV Rebel Classic, Las Vegas

2007 (Overall 7-10-3, MPSF 3-7)
Coach: Mario Sanchez

8/31	vs. Pittsburgh (1)	T	1-1 (2OT)
9/2	at Xavier (1)	L	0-4
9/7	at Florida Gulf Coast	L	1-2
9/9	at Florida Atlantic	W	2-1
9/14	CAL POLY (2)	W	4-3
9/16	CSU NORTHRIDGE (2)	L	0-1
9/21	DRAKE (3)	T	2-2 (2OT)
9/22	MISSOURI STATE (3)	W	1-0
9/28	CSU BAKERSFIELD	W	2-0
10/5	AIR FORCE#	W	1-0 (2OT)
10/7	DENVER#	L	1-2
10/12	at Sacramento State#	L	0-1 (OT)
10/14	at San Jose State#	L	0-3
10/20	at New Mexico#	L	1-2
11/3	NEW MEXICO#	W	2-1 (2OT)
11/9	SAN JOSE STATE#	L	1-3
11/11	SACRAMENTO STATE#	W	1-0
11/16	at Denver#	L	0-1
11/18	at Air Force#	L	0-1

(1) Marriott Kingsgate Xavier Challenge, Cincinnati, Ohio
(2) UNLV adidas Invitational, Las Vegas
(3) UNLV Rebel Classic, Las Vegas

2008 (Overall 8-9-1, MPSF 3-7)
Coach: Mario Sanchez

8/30	JACKSONVILLE (1)	W	2-0
9/1	RADFORD (1)	W	2-1
9/5	at Cal State Fullerton (2)	W	1-0
9/7	vs. Cal State Northridge (2)	L	0-2
9/12	GONZAGA (3)	L	1-2
9/14	ORAL ROBERTS (3)	W	2-1
9/19	at San Francisco (4)	T	1-1 (2OT)
9/21	vs. St. Mary's (4)	W	2-1
10/3	at Air Force#	L	0-1
10/5	at Denver#	L	0-1
10/10	SACRAMENTO STATE#	W	4-1
10/12	SAN JOSE STATE#	W	2-1
10/17	NEW MEXICO#	W	2-1
10/31	at New Mexico#	L	2-3
11/7	at San Jose State#	L	1-2 (OT)
11/9	at Sacramento State#	L	0-1 (2OT)
11/14	DENVER#	L	1-3
11/16	AIR FORCE#	L	0-1

(1) UNLV Rebel Classic, Las Vegas
(2) Titan Tournament, Fullerton, Calif.
(3) UNLV Nike Invitational, Las Vegas
(4) BMW/Nike Classic, San Francisco, Calif.

2009 (Overall 8-7-4, MPSF 1-4-2)
Coach: Mario Sanchez

9/1	at Cal Poly	W	1-0 (2OT)
9/4	CENTRAL ARKANSAS (1)	L	2-3
9/6	ROBERT MORRIS (1)	W	7-2
9/11	at Oral Roberts (2)	T	0-0 (2OT)
9/13	vs. Centenary (2)	W	1-0
9/18	ILLINOIS-CHICAGO (3)	T	1-1 (2OT)
9/20	FLORIDA GULF COAST (3)	W	3-2
9/27	at UCLA	L	0-3
10/3	at UC Riverside	W	1-0
10/11	HOUSTON BAPTIST	W	4-2
10/16	CSU BAKERSFIELD#	L	1-3
10/18	SEATTLE#	L	1-2
10/23	at Denver#	T	2-2 (2OT)
10/25	at Air Force#	L	1-2
10/30	at San Jose State#	W	1-0
11/1	SACRAMENTO STATE#	T	1-1 (2OT)
11/7	at New Mexico#	L	0-2
11/12	vs. San Jose State (4)	W	4-2
11/13	vs. Sacramento State (4)	L	0-1 (2OT)

(1) UNLV Nike Invitational, Las Vegas
(2) Oral Roberts Tournament, Tulsa, Okla.
(3) UNLV Rebel Classic, Las Vegas
(4) MPSF Tournament, Denver, Colo.

2010 (Overall 6-11-2, MPSF 3-5-2)
Coach: Rich Ryerson

9/4	VALPARAISO (1)	L	0-1
9/6	ALABAMA A&M (1)	W	8-1
9/10	at Stanford (2)	W	2-1 (OT)
9/12	at California (2)	L	0-3
9/17	at Green Bay (3)	L	1-2

9/19	vs. Robert Morris (3)	L	1-2
9/24	MOUNT ST. MARY's (4)	W	4-1
9/26	UC IRVINE (4)	L	0-4
10/1	at New Mexico#	L	1-2 (OT)
10/8	AIR FORCE#	W	1-0
10/10	DENVER#	T	0-0 (2OT)
10/15	at Air Force#	L	0-2
10/17	at Denver#	W	1-0
10/22	CSU BAKERSFIELD#	L	1-2
10/24	SEATTLE#	L	0-2
10/29	at San Jose State#	W	2-1 (OT)
10/31	at Sacramento State	T	1-1 (2OT)
11/6	NEW MEXICO#	L	2-3
11/11	vs. New Mexico (5)	L	0-1 (OT)

(1) UNLV Nike Invitational, Las Vegas
(2) Cal Legacy Classic
(3) Green Bay Soccer Classic, Green Bay, Wisc.
(4) UNLV Rebel Classic, Las Vegas
(5) MPSF Tournament, Sacramento, Calif.

2011 (Overall 3-14-0, MPSF 2-8-0)
Coach: Rich Ryerson

8/27	at Cal Poly	L	0-1
9/1	at Cal State Northridge (1)	W	2-1 (OT)
9/3	vs. Cal State Fullerton (1)	L	1-5
9/9	SAN FRANCISCO (2)	L	1-2
9/11	GREEN BAY (2)	L	1-2
9/16	at UC Riverside	L	1-2
9/23	at UC Irvine	L	0-4
10/1	NEW MEXICO#	L	1-2
10/7	at Air Force#	W	1-0
10/9	at Denver#	L	1-3
10/14	AIR FORCE#	L	0-4
10/16	DENVER#	L	4-5 (2OT)
10/21	at CSU Bakersfield#	L	1-2
10/23	at Seattle#	W	3-2
10/28	SAN JOSE STATE#	L	1-2
10/30	SACRAMENTO STATE#	L	0-2
11/5	at New Mexico#	L	0-3

(1) Cal State Northridge Labor Day Classic, Northridge, Calif.
(2) UNLV Nike Invitational, Las Vegas

2012 (Overall 6-14-1, MPSF 4-6-0)
Coach: Rich Ryerson

8/24	at UC Davis	L	0-1
8/26	at Saint Mary's	L	1-2
8/31	at Loyola Marymount	T	1-1 (2OT)
9/2	at Cal State Fullerton	L	1-2 (2OT)
9/7	CAL STATE NORTHRIDGE	W	3-1
9/9	UC RIVERSIDE	L	3-4 (2OT)
9/14	SYRACUSE (1)	L	0-1
9/16	CANISIUS (1)	W	5-1
9/21	at San Diego State	L	1-3
9/23	at Sacramento State	L	2-3 (OT)
9/29	at CSU Bakersfield#	L	1-5
10/5	SEATTLE#	W	3-0
10/7	SAN JOSE STATE#	L	1-2
10/12	at Seattle#	W	2-1
10/14	at San Jose State#	W	3-2
10/19	at New Mexico#	L	0-11
10/21	at Houston Baptist#	L	1-4
10/26	AIR FORCE#	W	3-2 (OT)
10/28	DENVER#	L	0-3
11/2	CSU BAKERSFIELD#	L	0-1 (2OT)
11/8	vs. Air Force (2)	L	2-4

(1) UNLV Nike Invitational, Las Vegas
(2) MPSF Tournament, Albuquerque, N.M.

2013 (Overall 7-10-2, WAC 5-4-1)
Coach: Rich Ryerson

8/30	at Delaware	L	1-3
9/1	at UMBC	L	1-3
9/6	BRADLEY (1)	W	4-1
9/8	GEORGIA STATE (1)	W	4-2
9/15	GONZAGA	L	0-2
9/20	at Cal State Fullerton	L	1-2
9/22	at UC Riverside	L	1-2
9/28	SACRAMENTO STATE	L	0-1 (OT)
10/6	BAKERSFIELD%	W	2-0
10/11	at Seattle%	L	1-2 (2OT)
10/13	at San Jose State%	L	0-1
10/18	SEATTLE%	L	0-2
10/20	SAN JOSE STATE%	W	1-0
10/25	KANSAS CITY%	W	2-0
10/27	HOUSTON BAPTIST%	W	5-2
11/1	at Air Force%	T	0-0 (2OT)
11/3	at Grand Canyon%	W	3-1
11/9	at Bakersfield%	L	3-4
11/14	vs. San Jose State (2)	T	2-2 (2OT)~

(1) UNLV Nike Invitational, Las Vegas
(2) WAC Tournament, Colorado Springs, Colo.
~ Lost PK Shootout 6-5

2014 (Overall 14-5-3, WAC 7-2-1)
Coach: Rich Ryerson

8/29	vs. Western Illinois (1)	W	2-1 (OT)
8/31	at Bradley (1)	W	4-3
9/5	IPFW (2)	W	4-0
9/7	HOWARD (2)	W	4-0
9/12	UMBC (3)	W	1-0
9/14	DETROIT (3)	T	0-0 (2OT)
9/20	at Gonzaga	L	2-4
9/26	UC IRVINE (4)	L	2-4
9/28	UC RIVERSIDE (4)	W	2-0
10/5	GRAND CANYON%	W	3-0
10/10	at Seattle%	W	3-1
10/12	at Utah Valley%	W	1-0
10/17	AIR FORCE%	W	2-0
10/19	UMKC%	L	1-2
10/24	at Incarnate Word%	W	3-2
10/26	at Houston Baptist%	W	3-2
10/31	BAKERSFIELD%	L	1-2
11/2	SAN JOSE STATE%	T	0-0 (2OT)
11/9	at Grand Canyon%	W	2-1
11/14	vs. UMKC (5)	W	3-0
11/16	vs. Bakersfield (5)	T	1-1 (2OT)~
11/20	at UC Irvine (6)	L	0-3

(1) Hotels at Grand Prairie Classic, Peoria, Ill.
(2) Johann Memorial Classic, Las Vegas
(3) UNLV Nike Invitational, Las Vegas
(4) UNLV Rebel Classic, Las Vegas
(5) WAC Tournament, Seattle, Wash.
(6) NCAA Tournament 1st Round, Irvine, Calif.
~ Won PK Shootout 4-2

2015 (Overall 12-6-1, WAC 5-4-1)
Coach: Rich Ryerson

8/28	at Cal Poly	L	1-2
8/30	at Loyola Marymount	L	0-2
9/4	SAINT JOSEPH'S (1)	W	3-2
9/6	PACIFIC (1)	W	2-0
9/11	vs Mercer (2)	W	2-0
9/13	vs Bradley (2)	W	4-1
9/20	at San Diego State	W	3-2
9/27	GONZAGA	W	1-0
10/2	HOUSTON BAPTIST%	W	2-1
10/4	UTRGV%	L	0-1
10/9	at San Jose State%	W	1-0
10/11	at CSU Bakersfield %	T	1-1 (2OT)
10/18	INCARNATE WORD%	W	5-1
10/23	vs #19 Seattle%	L	2-3
10/25	UTAH VALLEY%	W	2-1 (OT)
10/30	UMKC%	L	2-3
11/1	at Air Force%	L	1-2
11/7	at Grand Canyon%	W	4-0
11/12	vs #6 San Jose State(3)	W	3-1
11/13	vs. Utah Valley (3)	L	0-1

(1) Johann Memorial Classic (Las Vegas)
(2) Holiday Inn Express Invitational (Orem, Utah)
(3) WAC Tournament (Kansas City, Mo.)

2016 (Overall 10-12-2, WAC 5-4-1)
Coach: Rich Ryerson

8/26	at Old Dominion	L	1-3
8/28	at VCU	W	2-1 (2OT)
9/2	CS FULLERTON (1)	L	1-3
9/4	UC RIVERSIDE (1)	W	2-1
9/9	at Pacific	L	2-4
9/11	at Saint Mary's	L	1-4
9/17	OREGON STATE	L	0-2
9/20	SAN DIEGO	L	3-4
9/23	at Gonzaga	L	0-2
9/30	CSU BAKERSFIELD%	W	3-1
10/2	SAN JOSE STATE%	W	4-0
10/6	at UTRGV%	L	1-2
10/8	at Incarnate Word%	L	1-2
10/14	GRAND CANYON%	T	2-2 (2OT)
10/21	AIR FORCE%	W	3-2
10/23	at Houston Baptist%	W	1-0
10/27	at Seattle%	L	1-4
10/29	at Utah Valley%	L	1-2
11/5	UMKC%	W	3-1
11/10	vs UTRGV (2)	W	3-2
11/11	at Utah Valley (2)	W	1-0
11/13	at Air Force (2)	W	2-1
11/17	at San Diego State (3)	T	1-1 (2OT)~
11/20	at Denver (4)	L	0-3

(1) Johann Memorial Classic (Las Vegas)
(2) WAC Tournament (Orem, Utah)
(3) NCAA First Round (San Diego, Calif.)
(4) NCAA Second Round (Denver, Colo.)
~ Won PK Shootout 6-5

YEAR-BY-YEAR RECORDS
SEVEN NCAA APPEARANCES



UNLV won its first-ever conference tournament championship when it topped CSU Bakersfield in a PK Shootout 4-2 in 2014 in Seattle.

2017 (Overall 11-9-1, WAC 7-3-0)
Coach: Rich Ryerson

8/25	at Portland	W	3-2 (2OT)
8/28	at Oregon State	L	0-1 (OT)
9/1	at New Mexico	L	0-3
9/8	#11 Pacific	L	0-3
9/11	at UCLA	L	0-1
9/15	Saint Francis	L	0-1 (OT)
9/17	Gonzaga	W	3-0
9/22	at Cal State Fullerton	L	0-1
9/24	Oral Roberts	W	5-1
9/28	Houston Baptist%	W	3-1
10/6	at San Jose State%	W	5-2
10/8	at CSU Bakersfield%	L	0-1
10/13	UTRGV%	W	3-2
10/15	Incarnate Word%	W	1-0
10/20	at Air Force %	L	0-3
10/22	at UMKC%	W	3-1
10/27	at Utah Valley%	L	2-3
11/5	SEATTLE%	W	2-1 (2OT)
11/4	at Grand Canyon%	W	4-1
11/8	GRAND CANYON (2)	W	2-1
11/10	SEATTLE (3)	T	0-0 (2OT)~

(1) Johann Memorial Classic (Las Vegas)
(2) WAC Tournament (Las Vegas)
~ Lost PK Shootout 4-2

2018 (Overall 10-10-1), WAC 5-5-1)
Coach: Rich Ryerson

8/24	FLORIDA ATLANTIC (1)	W	3-0
8/26	EVANSVILLE (1)	W	4-1
8/31	at Tulsa	W	1-0
9/2	at Oral Roberts	L	1-2(OT)
9/7	WOFFORD (2)	w	3-1
9/9	CAL STATE FULLERTON(2)	L	0-1
9/14	at UC Riverside	W	3-2
9/16	at San Diego	L	0-1(OT)
9/22	URGV%	L	0-2
9/24	at San Diego State	L	1-2
9/28	CAL BAPTIST %	W	1-0
9/30	CSU BAKERSFIELD%	T	0-0(2OT)
10/5	at Seattle%	L	0-4
10/7	at San Jose State%	L	1-2
10/13	INCARNATE WORD%	W	3-2
10/19	at UMKC%	W	1-0
10/21	at Houston Baptist%	W	1-0
10/26	AIR FORCE%	L	2-5
10/28	UTAH VALLEY%	W	2-1(2OT)
11/2	GRAND CANYON%	L	1-2
11/7	UTRGV%	L	1-4

(1) Utah Valley Soccer Invitational (Orem, Utah)
(2) Johann Memorial Classic

2019 (Overall 6-12-1), WAC 4-6-1)
Coach: Rich Ryerson

8/30	at UC Santa Barbara	L	1-2
9/2	San Diego State	L	2-3
9/6	at Drake	L	3-4
9/9	at Omaha	W	3-1
9/13	at Pacific	W	2-0
9/15	at San Francisco	L	0-1
9/19	Saint Mary's	L	0-2
9/22	Santa Clara	L	1-3
9/28	UTRGV %	L	0-2
10/4	at CSU Bakersfield %	L	0-1
10/6	at California Baptist %	L	0-4
10/11	Seattle %	T	2-2
10/13	San Jose State %	W	2-1
10/20	at Incarnate Word %	W	1-0
10/25	Kansas City %	W	4-1
10/27	Houston Baptist %	L	1-3
10/31	at Utah Valley %	L	1-3
11/2	at Air Force %	L	2-3
11/9	at Grand Canyon %	W	2-1

2020-21 (Overall 4-5-2), WAC 4-4-2)
Coach: Rich Ryerson

2/13	at Incarnate Word%	L	2-3
2/20	Air Force%	T	0-0(2OT)
2/27	at Seattle%	T	1-1(2OT)
3/5	Houston Baptist%	W	1-0
3/13	at UTRGV%	L	1-3
3/19	Utah Valley%	W	1-0
3/22	California Baptist%	W	1-0
3/31	at Dixie State%	W	2-0
4/5	at San Jose State%	L	0-1
4/10	Grand Canyon%	L	1-2
4/13	Seattle (1)	L	1-3

2021 (Overall 7-11), WAC 3-8)
Coach: Rich Ryerson

8/26	at Gonzaga	W	2-1
8/29	UC San Diego	W	2-1
9/3	at Saint Mary's	L	0-2
9/5	at Cal	L	3-4
9/10	at Sacramento State	W	3-1
9/12	at Pacific	L	1-2
9/19	UC Irvine	W	3-2
9/25	California Baptist%	L	1-3
10/1	at Seattle%	L	0-2
10/3	at San Jose State%	L	0-2
10/8	Houston Baptist%	W	2-1
10/10	Chicago State%	W	2-1
10/16	at Utah Valley%	L	1-4
10/22	at Grand Canyon%	L	1-2
10/24	at Air Force%	L	1-3
10/29	Incarnate Word%	L	1-2
10/31	UTRGV%	W	2-1
11/6	Dixie State%	L	1-3

2022 (Overall 1-9-7), WAC 0-6-3)
Coach: BJ Craig

8/25	at Santa Clara	T	0-0
9/1	at Loyola Marymount	T	0-0
9/4	Cal State Northridge	L	1-2
9/9	at San Diego State	L	0-5
9/11	at UC San Diego	L	0-1
9/15	Pacific	W	3-2
9/18	Sacramento State	T	2-2
9/21	at UC San Diego	T	2-2
9/30	Air Force%	L	1-2
10/2	Grand Canyon%	T	2-2
10/7	at Houston Christian%	T	1-1
10/9	at UTRGV%	L	1-2
10/14	San Jose State%	L	1-3
10/16	Seattle%	L	0-1
10/28	at California Baptist%	T	1-1
10/30	Utah Valley%	L	0-4
11/4	at Utah Tech%	L	0-1

KEY

HOME MATCHES IN CAPS
^ Southern California Intercollegiate Soccer Association Match
*** Big West Conference Match**
% Western Athletic Conference Match
 # MPSF Match

2023 (Overall 7-8-4), WAC 3-3-2)
Coach: BJ Craig

8/24 at UC Irvine	L	0-1
8/31 SANTA CLARA	W	2-1
9/4 at UC Santa Barbara	L	1-2
9/7 at CSUN	L	1-3
9/10 Stetson	T	1-1
9/14 Gonzaga	T	1-1
9/17 CSU Bakersfield	L	0-1
9/23 at Tulsa	W	2-1
9/28 at UTRGV%	L	2-3
10/5 SAN JOSE STATE%	W	2-0
10/8 at Air Force%	W	2-1
10/12 Utah Tech	W	1-0
10/15 UTAH VALLEY%	T	1-1
10/19 at Cal Baptist%	T	1-1
10/22 Grand Canyon%	L	0-1
10/29 Seattle U%	L	1-2
11/5 Utah Valley%(2)	W	3-2
11/8 Seattle U%(2)	W	2-1
11/11 Cal Baptist%(2)	L	1-2

(2) WAC Tournament (Las Vegas)

2024 (Overall 5-7-5), WAC 2-2-5)
Coach: BJ Craig

8/22 Tusla	W	2-0
8/29 at Dayton	L	1-3
9/1 at Ohio St.	L	2-3
9/6 at UC Sanrta Barbara	L	1-4
9/11 at CSU Bakersfield	W	1-0
9/15 CSUN	W	1-0
9/19 Kansas City	L	2-3
9/26 Cal St. Fullerton	L	2-4
10/03 San Diego State%	L	0-1
10/6 Cal Baptist%	T	2-2
10/10 at Seattle U%	T	1-1
10/13 at San Jose State %	T	0-0
10/17 UTRGV%	W	2-0
10/20 Grand Canyon%	T	0-0
10/24 at Utah Valley%	T	0-0
10/27 at Air Force %	W	3-0
11/3 at Utah Tech%	L	1-2

2025 (Overall 4-6-6), WAC 1-2-4)
Coach: BJ Craig

8/21 LMU	W	2-1
8/28 at Seattle U	T	0-0
8/31 at Washington	L	0-4
9/5 UC Riverside	L	0-2
9/9 CSU Bakersfield	W	2-1
9/14 at Santa Clara	L	0-4
9/18 UC Santa Barbara	T	0-0
9/21 at CSUN	L	0-1
9/26 UC Irvine	W	2-0
10/04 Utah Tech%	T	0-0
10/09 at Cal Baptist%	T	1-1
10/12 at San Diego State%	T	1-1
10/18 Air Force %	W	2-0
10/23 Utah Valley%	T	3-3
10/26 San Jose State %	L	1-3
11/01 at Grand Canyon%	L	2-3

KEY

HOME MATCHES IN CAPS
% Western Athletic Conference Match

School	W	L	T	Last
Adelphi	1	0	0	1982
Air Force	**19**	**23**	**4**	**2025**
Alabama A&M	3	0	0	2010
American	1	1	0	1995
Arizona	1	1	1	1977
Arizona State	6	0	1	1979
Azusa Pacific	2	3	0	1981
Barstow JC	1	0	0	1977
Biola	3	0	0	1980
Boston University	0	0	1	1995
Boston College	0	1	0	2002
Bowling Green	2	0	0	2003
Bradley	3	0	0	2015
Brigham Young	11	1	1	1984
California	**3**	**3**	**1**	**2010**
California Baptist	**4**	**3**	**3**	**2025**
Cal Lutheran	1	0	0	1976
Cal Poly	6	2	0	2015
Cal State Dominguez Hills	0	1	0	1981
Cal State Fullerton	13	23	2	2024
Cal State Hayward	3	0	0	1979
Cal State Los Angeles	3	0	0	1989
Cal State Northridge	10	12	0	2025
Cal St San Bernardino	3	0	1	1996
Canisius	1	0	0	2012
Central Arkansas	0	1	0	2009
Central Florida	1	1	0	2002
Centenary	2	0	0	2009
Chapman College	1	4	0	1982
College of Charleston	0	1	0	1994
Chico State	2	2	0	1979
Cleveland State	1	0	1	1995
Colorado College	1	2	0	1981
Connecticut	2	1	0	2002
Creighton	1	2	0	2003
CSU Bakersfield	5	10	3	2025
Cuauhtemoc College	1	0	0	1975
Davidson	1	1	0	2003
Dayton	0	1	0	2024
Delaware	0	1	0	2013
Denver	5	13	2	2016
Detroit	1	0	1	2014
Dixie State	**1**	**2**	**0**	**2022**
Drake	0	2	1	2019
Drury	1	0	0	2000
East Los Angeles JC	1	0	0	1974
Evansville	3	1	2	2018
Florida Atlantic	2	0	0	2018

School	W	L	T	Last
Florida Gulf Coast	1	1	0	2009
Fresno Pacific	4	1	0	1980
Fresno State	5	17	1	2001
George Mason	0	1	0	1993
Georgia State	1	0	0	2013
Gonzaga	**4**	**8**	**1**	**2023**
Grand Canyon	**7**	**4**	**4**	**2025**
Green Bay	3	2	0	2011
Harvard	0	1	0	1991
Hofstra	1	0	0	2002
Houston Baptist	**8**	**2**	**1**	**2022**
Howard	1	0	0	2014
Illinois-Chicago	0	0	1	2009
Incarnate Word	**5**	**2**	**0**	**2020**
Indiana	1	2	0	1993
IPFW	1	0	0	2014
Jacksonville	1	0	0	2008
Kansas City	6	3	0	2024
Kentucky	0	2	0	1999
Long Beach State	7	1	0	1984
Loyola Marymount	7	3	3	2025
Louisville	1	0	0	2000
Marquette	1	0	0	1995
Marshall	1	0	0	2002
Massachusetts	1	0	0	1998
Memphis	0	1	0	1998
Mercer	1	0	0	2015
Metro State	1	0	0	1975
Michigan State	1	1	0	1997
Midwestern State	1	0	0	1979
Missouri State	2	0	0	2007
Mount St. Mary's	1	0	0	2010
Navy	2	0	0	2004
Nevada, Reno	1	0	1	1979
New Mexico	9	26	0	2017
North Carolina	0	1	0	1994
North Texas	1	0	1	1992
Northern Illinois	1	1	0	2002
Northwestern	1	0	0	2005
Notre Dame	1	0	1	2000
Ohio State	1	2	0	2024
Old Dominion	2	1	1	2016
Omaha	1	0	0	2019
Oral Roberts	2	1	1	2018
Oregon State	0	6	0	2017

School	W	L	T	Last
Pacific	**6**	**2**	**0**	**2022**
Pennsylvania	1	0	0	1991
Penn State	1	0	0	1990
Pepperdine	1	1	0	1974
Pittsburgh	0	0	1	2007
Point Loma College	1	0	0	1981
Pomona Pitzer	0	1	0	1980
Portland	6	4	0	2017
Radford	1	0	0	2008
Robert Morris	1	1	0	2010
Rutgers	1	1	0	1996
Sacramento State	**4**	**15**	**3**	**2022**
Saint Francis (Pa.)	0	1	0	2017
Saint John's	0	1	0	1996
Saint Joseph's	1	0	0	2015
Saint Mary's	**8**	**4**	**1**	**2019**
San Diego	10	10	2	2022
San Diego State	11	23	7	2025
San Francisco	4	6	2	2019
San Jose State	**29**	**18**	**6**	**2025**
Santa Clara	5	3	2	2025
Seattle Pacific	3	3	1	1997
Seattle University	**6**	**10**	**5**	**2025**
Simon Fraser	0	1	0	1979
SMU	0	9	2	2000
South Alabama	0	1	0	1992
South Carolina	0	4	0	1997
Southern Calif. Coll.	2	0	0	1977
Southern Conn. St.	1	0	0	1992
Stanford	6	3	0	2010
Stetson	0	0	1	2023
Syracuse	0	1	0	2012
TCU	3	2	0	1998
Temple	0	0	1	2006

School	W	L	T	Last
Tulsa	6	3	0	2024
UCLA	2	20	2	2017
UC Davis	1	1	0	2012
UC Irvine	**19**	**7**	**1**	**2025**
UC Riverside	8	7	0	2025
UC San Diego	**4**	**1**	**0**	**2022**
UC Santa Barbara	15	15	5	2025
UMBC	1	4	0	2014
USC	1	1	0	1980
US International	4	6	1	1984
Utah State	3	0	0	1977
Utah Tech	**1**	**2**	**1**	**2025**
Utah Valley	**5**	**4**	**3**	**2025**
UTRGV	**4**	**8**	**0**	**2024**
Valparaiso	0	1	0	2010
Vanderbilt	1	1	0	2001
VCU	1	0	0	2016
Virginia	1	1	1	1995
Washington	2	6	2	2004
West Virginia	1	0	0	1999
Western Illinois	1	0	0	2014
Western Kentucky	1	2	0	2001
Westmont College	1	5	1	1985
Whittier College	1	0	0	1975
William & Mary	0	2	0	1986
Wisconsin	0	2	0	2005
Wisconsin-Milwaukee	1	1	0	2005
Wofford	1	0	0	2018



Adelphi 1-0-0

(1-0-0 Home, 0-0-0 Away, 0-0-0 Neutral)

Year	Site	Result
Sept. 7, 1982	H	W, 3-1

Air Force 19-23-4

(10-7-2 Home, 5-13-1 Away, 4-3-1 Neutral)

Year	Site	Result
Oct. 3, 1980	N	L, 2-3
Sept. 6, 1981	A	W, 1-0
Oct. 4, 1986	N	T, 1-1 (OT)
Sept. 11, 1987	H	W, 3-1
Sept. 12, 1992	H	W, 3-1
Sept. 26, 1993	A	L, 0-8
Oct. 13, 1996	H	T, 1-1 (OT)
Nov. 2, 1997	A	L, 2-4
Oct. 9, 1998	H	L, 1-3
Sept. 24, 1999	N	W, 1-0
Oct. 13, 2000	N	W, 1-0
Oct. 21, 2001	A	L, 0-5
Oct. 27, 2002	H	W, 6-0
Nov. 14, 2002	N	W, 1-1 (OT)
Nov. 2, 2003	A	W, 2-0
Nov. 13, 2003	N	L, 1-3
Oct. 10, 2004	H	W, 2-1
Nov. 5, 2004	A	L, 0-3
Oct. 9, 2005	A	L, 0-1
Nov. 11, 2005	H	L, 1-3
Sept. 29, 2006	A	L, 0-1 (OT)
Nov. 5, 2006	H	L, 1-2
Oct. 5, 2007	H	W, 1-0 (2OT)
Nov. 18, 2007	A	L, 0-1
Oct. 3, 2008	A	L, 0-1
Nov. 16, 2008	H	L, 0-2
Oct. 25, 2009	A	L, 1-2
Oct. 8, 2010	H	W, 1-0
Oct. 15, 2010	A	L, 0-2
Oct. 7, 2011	A	W, 1-0
Oct. 14, 2011	H	L, 0-4
Oct. 26, 2012	H	W, 3-2 (OT)
Nov. 8, 2012	N	L, 2-4
Nov. 1, 2013	A	T, 0-0 (2OT)
Oct. 17, 2014	H	W, 2-0
Nov. 1, 2015	A	L, 1-2
Oct. 21, 2016	H	W, 3-2
Nov. 13, 2016	N	W, 2-1
Oct. 20, 2017	A	L, 3-0
Oct. 26. 2018	H	L, 2-5
Nov. 2, 2019	A	L, 2-3
Feb. 20, 2021	H	T, 0-0 (2OT)3
Sept. 30, 2022	H	L, 1-2
Oct. 8, 2023	A	W, 2-1
Oct. 27, 2024	A	W, 3-0
Oct. 18, 2025	H	W, 2-0

Alabama A&M 3-0-0

(0-0-0 Home, 0-0-0 Away, 3-0-0 Neutral)

Year	Site	Result
Sept. 18, 1988	N	W, 4-0
Oct. 15, 2000	N	W, 2-0
Sept. 6, 2010	N	W, 8-1

American 1-1-0

(1-0-0 Home, 0-0-0 Away, 0-1-0 Neutral)

Year	Site	Result
Sept. 5, 1984	H	W, 1-0 (OT)
Sept. 4, 1995	N	L, 0-2

Arizona 1-1-1

(1-1-0 Home, 0-0-1 Away, 0-0-0 Neutral)

Year	Site	Result
Sept. 28, 1974	H	W, 6-2
Nov. 10, 1974	A	T, 2-2 (OT)
Sept. 13, 1975	H	L, 1-2

Arizona State 6-0-1

(5-0-0 Home, 0-0-1 Away, 1-0-0 Neutral)

Year	Site	Result
Sept. 28, 1974	H	W, 3-1
Nov. 9, 1974	A	T, 2-2 (OT)
Nov. 1, 1975	H	W, 2-1
Nov. 22, 1976	H	W, 7-3
Oct. 15, 1977	N	W, 3-2
Oct. 21, 1975	H	W, 3-0
Nov. 2, 1979	H	W, 9-1

Azusa Pacific 2-3-0

(2-1-0 Home, 0-2-0 Away, 0-0-0 Neutral)

Year	Site	Result
Oct. 21, 1978	A	L, 2-3
Sept. 15, 1979	H	W, 2-1
Sept. 13, 1980	A	L, 2-4
Sept. 19, 1980	H	L, 2-4
Sept. 12, 1981	H	W, 3-2

Barstow JC 1-0-0

(1-0-0 Home, 0-0-0 Away, 0-0-0 Neutral)

Year	Site	Result
Sept. 24, 1977	H	W, 4-0

Biola 3-0-0

(2-0-0 Home, 1-0-0 Away, 0-0-0 Neutral)

Year	Site	Result
Oct. 29, 1977	H	W, 2-1
Oct. 13, 1979	A	W, 2-0
Oct. 25, 1980	H	4-0

Boston University 0-0-1

(0-0-0 Home, 0-0-0 Away, 0-0-1 Neutral)

Year	Site	Result
Sept. 10, 1995	N	T, 2-2 (OT)

Boston College 0-1-0

(0-0-0 Home, 0-0-0 Away, 0-1-0 Neutral)

Year	Site	Result
Sept. 6, 2002	N	L, 2-3 (2OT)

Bowling Green 2-0-0

(0-0-0 Home, 0-0-0 Away, 2-0-0 Neutral)

Year	Site	Result
Sept. 13, 1985	N	W, 4-1
Sept. 21, 2003	N	W, 3-2 (2OT)

Bradley 3-0-0

(0-0-0 Home, 0-0-0 Away, 3-0-0 Neutral)

Year	Site	Result
Sept. 6, 2013	N	W, 4-1
Aug. 31, 2014	N	W, 4-3
Sept. 13, 2015	N	W, 4-1

Brigham Young 11-1-1

(2-1-0 Home, 1-0-0 Away, 8-0-1 Neutral)

Year	Site	Result
Nov. 2, 1974	H	W, 2-0
Oct. 11, 1975	N	W, 3-2 (OT)
Oct. 8, 1976	H	W, 6-1
Oct. 16, 1977	N	W, 1-0
Sept. 22, 1978	N	W, 4-0
Sept. 28, 1978	A	W, 3-1
Sept. 8, 1979	H	W, 10-0
Oct. 4, 1980	N	W, 2-1
Oct. 12, 1981	H	L, 0-2
Oct. 16, 1982	N	T, 2-2 (OT)
Sept. 2, 1983	N	W, 5-2
Oct. 15, 1983	N	W, 4-1
Oct. 5, 1984	N	W, 1-0

California 3-3-1

(0-0-0 Home, 1-1-0 Away, 2-2-1 Neutral)

Year	Site	Result
Oct. 9, 1982	A	W, 3-2
Nov. 16, 1983	N	W, 3-1 (OT)
Sept. 25, 1992	N	T, 2-2 (OT)
Oct. 31, 1993	A	L, 0-1
Sept. 25, 1994	N	W, 1-0
Oct. 4, 1998	N	L, 0-1
Sept. 12, 2010	N	L, 0-3

California Baptist 4-2-4

(4-1-1 Home, 0-1-3 Away, 0-0-0 Neutral)

Year	Site	Result
Sept. 20, 1975	H	W, 5-0
Oct. 1, 1976	H	W, 7-0
Sept. 28, 2018	H	W, 1-0
Oct. 6, 2019	A	L, 0-4
Mar. 22, 2021	H	W, 1-0
Oct. 28, 2022	A	T, 1-1
Oct. 19, 2023	A	T, 1-1
Nov. 11, 2023	H	L, 1-2
Oct. 6, 2024	H	T, 2-2
Oct. 9, 2025	A	T, 1-1

Cal Lutheran 1-0-0

(1-0-0 Home, 0-0-0 Away, 0-0-0 Neutral)

Year	Site	Result
Oct. 30, 1976	H	W, 6-0

Cal Poly 6-2-0

(2-0-0 Home, 2-2-0 Away, 2-0-0 Neutral)

Year	Site	Result
Nov. 7, 1986	A	W, 1-0
Nov. 11, 1977	H	W, 4-3

Sept. 22, 2000	H	W, 2-1
Sept. 15, 2002	N	W, 2-1 (OT)
Sept. 14, 2007	N	W, 4-3
Sept. 1, 2009	A	W, 1-0 (2OT)
Aug. 27, 2011	A	L, 0-1
Aug. 28, 2015	A	L, 1-2

Cal State Bakersfield 2-1-0

(1-1-0 Home, 1-0-0 Away, 0-0-0 Neutral)

Year	Site	Result
Sept. 17, 2023	H	L, 0-1
Sept. 11, 2024	A	W, 1-0
Sept. 9, 2025	H	W, 2-1

Cal State Dominguez Hills 0-1-0

(0-0-0 Home, 0-1-0 Away, 0-0-0 Neutral)

Year	Site	Result
Oct. 3, 1983	H	L, 0-2

Cal State Fullerton 13-23-2

(9-7-1 Home, 4-15-1Away, 0-1-0 Neutral)

Year	Site	Result
Sep. 16, 1975	A	T, 3-3(OT)
Sep. 26, 1976	H	W, 2-0
Oct. 16, 1977	A	L, 3-4
Oct. 14, 1978	H	L, 1-3
Oct. 14, 1979	A	W, 2-1
Sep. 6, 1980	H	L, 1-2
Sep. 26, 1981	A	L, 2-3
Sep. 19, 1982	H	T, 1-1 (2OT)
Sep. 21, 1983	A	W, 3-1
Sep. 15, 1984	H	W, 4-0
Oct. 27, 1985	A	W, 1-0
Nov. 2, 1985	H	W, 3-2
Oct. 31, 1986	A	L, 1-2 (OT)
Oct. 25, 1987	H	W, 3-2 (OT)
Oct. 31, 1987	A	L, 1-2
Oct. 9, 1988	A	L, 1-2
Oct. 30, 1988	H	W, 5-1
Oct. 13, 1989	A	L, 1-2
Oct. 27, 1989	H	L, 0-2
Sep. 21, 1990	H	W, 2-1
Oct. 5, 1990	A	L, 1-2
Sep, 29, 1991	A	L, 1-2
Oct. 31, 1991	H	W, 4-3
Oct. 25, 1992	A	L, 0-9
Oct. 17, 1993	H	W, 2-1
Oct. 14, 1994	A	L, 0-3
Oct. 13, 1995	H	W, 2-1 (OT)
Oct. 17, 1999	H	L, 2-6
Oct. 22, 2000	A	L, 1-2
Oct. 2, 2005	A	L, 1-2 (OT)
Sep. 24, 2006	H	L, 2-3
Sep. 5, 2008	A	W, 1-0
Sep. 3, 2011	N	L, 1-5
Sep. 2, 2012	A	L, 1-2 (2OT)
Sep. 20, 2013	A	L, 1-2
Sep. 2, 2016	H	L, 1-3
Sep. 22, 2017	A	L, 0-1
Sep. 9. 2018	H	L, 0-1
Sep. 26. 2024	H	L, 2-4

Cal State Hayward 3-0-0

(0-0-0 Home, 0-0-0 Away, 3-0-0 Neutral)

Year	Site	Result
Sept. 9, 1977	N	W, 2-1
Sept. 23, 1978	N	W, 2-0
Sept. 21, 1979	N	W, 2-1

Cal State Los Angeles 3-0-0

(1-0-0 Home, 0-0-0 Away, 0-0-0 Neutral)

Year	Site	Result
Sept. 19, 1976	H	W, 5-1
Sept. 27, 1987	N	W, 3-1
Oct. 29, 1989	H	W, 4-1 (OT)

Cal State Northridge 10-12-0

(5-2-0 Home, 2-6-0 Away, 3-4-0 Neutral)

Year	Site	Result
Oct. 23, 1976	A	W, 6-1
Sept. 17, 1978	H	W, 6-0
Oct. 20, 1978	A	L, 4-5
Sept. 14, 1985	N	W, 4-0
Sept. 24, 1989	N	W, 2-1
Oct. 16, 1992	H	W, 3-2
Oct. 22, 1993	A	L, 1-2
Oct. 23, 1994	H	L, 0-1
Oct. 22, 1995	A	L, 1-3
Oct. 22, 1999	A	W, 3-1
Oct. 8, 2000	H	W, 1-0
Sept. 26, 2003	N	L, 1-2
Sept. 24, 2004	A	L, 1-3
Sept. 17, 2005	N	L, 3-5
Sept. 16, 2007	N	L, 0-1
Sept. 7, 2008	N	L, 0-2
Sept. 1, 2011	N	W, 2-1 (OT)
Sept. 7, 2012	H	W, 3-1
Sept. 4, 2022	H	L, 1-2
Sept. 7, 2023	A	L, 1-3
Sept. 15, 2024	H	W, 1-0
Sept. 21, 2025	A	L, 0-1

Cal State San Bernardino 3-0-1

(2-0-0 Home, 1-0-1 Away, 0-0-0 Neutral)

Year	Site	Result
Nov. 3, 1991	A	T, 0-0 (OT)
Nov. 2, 1992	H	W, 4-2
Sept. 17, 1995	H	W, 5-2
Oct. 25, 1996	A	W, 2-1 (OT)

Canisius 1-0-0

(0-0-0 Home, 0-0-0 Away, 1-0-0 Neutral)

Year	Site	Result
Sept. 16, 2012	N	W, 5-1

Central Arkansas 0-1-0

(0-0-0 Home, 0-0-0 Away, 0-1-0 Neutral)

Year	Site	Result
Sept. 4, 2009	N	L, 2-3

Central Florida 1-1-0

(0-0-0 Home, 0-0-0 Away, 1-1-0 Neutral)

Year	Site	Result
Sept. 13, 1998	N	L, 0-2
Sept. 22, 2002	N	W, 3-2

Centenary 2-0-0

(0-0-0 Home, 0-0-0 Away, 2-0-0 Neutral)

Year	Site	Result
Sept. 26, 1999	N	W, 6-3
Sept. 13, 2009	N	W, 1-0

Chapman College 1-4-0

(1-2-0 Home, 0-2-0 Away, 0-0-0 Neutral)

Year	Site	Result
Oct. 16, 1976	H	W, 3-0
Oct. 29, 1978	A	L, 1-4
Oct. 21, 1979	H	L, 2-3
Sept. 25, 1981	A	L, 2-3
Oct. 31, 1982	H	L, 0-1

College of Charleston 0-1-0

(0-0-0 Home, 0-1-0 Away, 0-0-0 Neutral)

Year	Site	Result
Sept. 18, 1994	N	L, 2-3 (OT)

Chico State 2-2-0

(0-0-0 Home, 0-1-0 Away, 2-1-0 Neutral)

Year	Site	Result
Sept. 25, 1975	N	W, 2-1
Sept. 10, 1977	A	L, 0-1
Sept. 22, 1978	N	L, 0-3
Sept. 22, 1979	N	W, 3-2

Cleveland State 1-0-1

(1-0-1 Home, 0-0-0 Away, 0-0-0 Neutral)

Year	Site	Result
Sept. 5, 1985	H	W, 3-0
Sept. 16, 1995	H	T, 1-1 (OT)

Colorado College 1-2-0

(0-1-0 Home, 1-1-0 Away, 0-0-0 Neutral)

Year	Site	Result
Sept. 24, 1976	H	L, 1-3
Sept. 30, 1978	A	W, 3-1
Sept. 5, 1981	A	L, 1-2

Connecticut 2-1-0

(2-0-0 Home, 0-1-0 Away, 0-0-0 Neutral)

Year	Site	Result
Sept. 9, 1988	H	W, 3-1
Sept. 23, 2001	H	W, 6-1
Sept. 8, 2002	A	L, 0-5

Creighton 1-2-0

(0-0-0 Home, 1-1-0 Away, 0-1-0 Neutral)

Year	Site	Result
Sept. 19, 1993	N	L, 2-8
Sept. 3, 1994	A	L, 0-3
Sept. 12, 2003	A	W, 2-0

CSU Bakersfield 3-9-3

(3-4-1 Home, 0-5-1 Away, 0-0-1 Neutral)

Year	Site	Result
Sept. 28, 2007	H	W, 2-0
Oct. 16, 2010	H	L, 1-3
Oct. 22, 2010	H	L, 1-2
Oct. 21, 2011	A	L, 1-2
Sept. 29, 2012	A	L, 1-5
Nov. 2, 2012	H	L, 0-1 (2OT)
Oct. 6, 2013	H	W, 2-0
Nov. 9, 2013	A	L, 3-4
Oct. 31, 2014	H	L, 1-2
Nov. 16, 2014	N	T, 1-1 (2OT)
Oct. 11, 2015	A	T, 1-1 (2OT)
Sept. 30, 2016	H	W, 3-1
Oct. 8, 2017	A	L, 1-0
Sept. 30, 2018	H	T, 0-0 (2OT)
Oct. 4, 2019	A	L, 0-1

Cuauhtemoc College 1-0-0

(1-0-0 Home, 0-0-0 Away, 0-0-0 Neutral)

Year	Site	Result
Sept. 14, 1975	H	W, 2-1

Davidson 1-1-0

(1-1-0 Home, 0-0-0 Away, 0-0-0 Neutral)

Year	Site	Result
Sept. 15, 1996	H	W, 2-0
Sept. 7, 2003	H	L, 1-3

Dayton 0-1-0

(0-0-0 Home, 0-0-0 Away, 0-0-0 Neutral)

Year	Site	Result
Aug. 29, 2024	A	L, 1-3

Delaware 0-1-0

(0-0-0 Home, 0-1-0 Away, 0-0-0 Neutral)

Year	Site	Result
Aug. 30, 2013	A	L, 1-3

Denver 5-13-2

(3-5-1 Home, 2-8-1 Away, 1-0-0 Neutral)

Year	Site	Result
Oct. 19, 2001	A	L, 2-3
Oct. 25, 2002	H	W, 2-1
Oct. 30, 2003	A	W, 1-0
Oct. 8, 2004	H	W, 1-0
Nov. 7, 2004	A	L, 0-2
Oct. 7, 2005	A	L, 0-2
Nov. 13, 2005	H	L, 0-1
Oct. 1, 2006	A	L, 0-5
Nov. 3, 2006	H	W, 2-0
Oct. 7, 2007	H	L, 1-2
Nov. 16, 2007	A	L, 0-1
Oct. 5, 2008	A	L, 0-1
Nov. 14, 2008	H	L, 1-3
Oct. 23, 2009	A	T, 2-2 (2OT)
Oct. 10, 2010	H	T, 0-0 (2OT)
Oct. 17, 2010	A	W, 1-0
Oct. 9, 2011	A	L, 1-3
Oct. 16, 2011	H	L, 4-5 (2OT)
Oct. 28, 2012	H	L, 0-3
Nov. 20, 2016	A	L, 0-3

Detroit 1-0-1

(0-0-0 Home, 0-0-0 Away, 1-0-1 Neutral)

Year	Site	Result
Sept. 10, 1999	H	W, 4-3
Sept. 14, 2014	H	T, 0-0 (2OT)

Dixie State 1-1-0

(0-0-0 Home, 1-1-0 Away, 0-0-0 Neutral)

Year	Site	Result
Mar. 31, 2021	W	2-0
Nov. 4, 2022	A	L, 0-1

Drake 0-2-1

(0-1-1 Home, 0-1-0 Away, 0-0-0 Neutral)

Year	Site	Result
Sept. 19, 2003	H	L, 1-3
Sept. 21, 2007	H	T, 2-2 (2OT)
Sept. 6, 2019	A	L, 3-4

Drury 1-0-0

(0-0-0 Home, 0-0-0 Away, 1-0-0 Neutral)

Year	Site	Result
Sept. 29, 2000	N	W, 3-0

East Los Angeles JC 1-0-0

(0-0-0 Home, 0-0-0 Away, 1-0-0 Neutral)

Year	Site	Result
Nov. 23, 1974	H	W, 2-1

Evansville 3-1-2

(2-0-0 Home, 0-0-1 Away, 1-1-1 Neutral)

Year	Site	Result
Sep. 3, 1983	H	W, 2-0
Sep. 20, 1992	N	T, 0-0 (OT)
Sep. 22, 1996	H	W, 3-0
Oct. 3, 1997	A	T, 1-1 (OT)
Sep. 13, 2002	N	L, 2-1 (OT)
Aug. 26. 2018	N	W, 4-1

Florida Atlantic 2-0-0

(0-0-0 Home, 1-0-0 Away, 1-0-0 Neutral)

Year	Site	Result
Sept. 7, 2007	A	W, 2-1
Aug. 24. 2018	N	W, 3-0

Florida Gulf Coast 1-1-0

(1-0-0 Home, 0-1-0 Away, 0-0-0 Neutral)

Year	Site	Result
Sept. 7, 2007	A	L, 1-2
Sept. 20, 2009	H	W, 3-2

Fresno Pacific 4-1-0

(1-0-0 Home, 3-1-0 Away, 0-0-0 Neutral)

Year	Site	Result
Nov. 6, 1976	A	W, 3-1
Sept. 16, 1977	A	W, 2-0
Nov. 22, 1979	A	W, 3-1
Sept. 5, 1980	H	W, 7-1
Sept. 20, 1980	A	L, 1-2

Fresno State 5-17-1

(4-6-1 Home, 1-10-0 Away, 0-1-0 Neutral)

Year	Site	Result
Sept. 19, 1980	N	L, 1-2
Sept. 25, 1985	H	L, 2-3
Sept. 14, 1983	A	L, 0-2
Nov. 13, 1983	A	L, 1-2
Sept. 22, 1984	H	L, 1-2 (OT)
Sept. 18, 1985	A	W, 1-0 (OT)
Nov. 17, 1985	H	W, 2-1
Sept. 26, 1986	H	L, 0-1
Oct. 18, 1987	H	W, 5-1
Oct. 28, 1987	A	L, 1-2
Oct. 17, 1988	A	L, 0-2
Oct. 21, 1988	H	W, 3-0
Nov. 13, 1988	A	L, 1-2 (PK)
Sept. 29, 1989	H	L, 0-2
Nov. 2, 1989	A	L, 0-2
Sept. 27, 1990	A	L, 0-4
Nov. 4, 1990	H	L, 1-2 (OT)
Oct. 13, 1991	H	L, 1-2 (OT)
Oct. 19, 1991	A	L, 2-5
Oct. 20, 1996	A	L, 0-6
Oct. 26, 1997	H	T, 1-1 (OT)
Oct. 16, 1998	A	L, 2-3
Oct. 14, 2001	H	W, 1-0 (OT)

George Mason 0-1-0

(0-0-0 Home, 0-0-0 Away, 0-1-0 Neutral)

Year	Site	Result
Sept. 24, 1993	N	L, 1-3

Georgia State 1-0-0

(1-0-0 Home, 0-0-0 Away, 0-0-0 Neutral)

Year	Site	Result
Sept. 8, 2013	H	W, 4-2

Gonzaga 4-8-1

(3-5-1 Home, 0-3-0 Away, 1-0-0 Neutral)

Year	Site	Result
Oct. 14, 1982	N	W, 3-2 (OT)
Sept. 29, 1996	H	L, 0-3
Sept. 5, 1997	H	L, 1-2
Sept. 19, 1999	H	W, 4-3
Sept. 28, 2003	H	L, 2-3
Aug. 25, 2006	A	L, 1-3
Sept. 12, 2008	H	L, 1-2
Sept. 15, 2013	H	L, 0-2
Sept. 20, 2014	A	L, 2-4
Sep. 27, 2015	H	W, 1-0
Sep. 23, 2016	A	L, 0-2
Sep. 17, 2017	H	W, 3-0
Sep. 14, 2023	H	T, 1-1

Grand Canyon 7-5-3

(2-4-3 Home, 5-1 Away, 0-0 Neutral)

Year	Site	Result
Sept. 10, 2000	H	L, 2-3
Nov. 3, 2013	A	W, 3-1

Oct. 5, 2014	H	W, 3-0
Nov. 9, 2014	A	W, 2-1
Nov. 7, 2015	A	W, 4-0
Oct. 14, 2016	H	T, 2-2 (2OT)
Nov. 4, 2017	A	W, 4-1
Nov. 8, 2017	H	W, 2-1
Nov. 2. 2018	H	L, 1-2
Nov. 9, 2019	A	W, 2-1
Apr. 10, 2021	H	L, 1-2
Oct. 2, 2022	H	T, 2-2
Oct. 22, 2023	H	L, 0-1
Oct. 20, 2024	H	T, 0-0
Nov. 1, 2025	A	L, 2-3

Green Bay 3-2-0

(2-1-0 Home, 0-1-0 Away, 1-0-0 Neutral)

Year	Site	Result
Oct. 14, 1983	N	W, 3-2
Sept. 21, 1986	H	W, 4-0
Sept. 6, 1991	H	W, 3-2
Sept. 17, 2010	A	L, 1-2
Sept. 11, 2011	H	L, 1-2

Harvard 0-1-0

(0-1-0 Home, 0-0-0 Away, 0-0-0 Neutral)

Year	Site	Result
Sept. 14, 1991	H	L, 0-2

Hofstra 1-0-0

(1-0-0 Home, 0-0-0 Away, 0-0-0 Neutral)

Year	Site	Result
Sept. 20, 2002	H	W, 2-0

Houston Baptist 8-2-1

(5-1 Home, 3-1-1 Away, 0-0 Neutral)

Year	Site	Result
Oct. 11, 2009	H	W, 4-2
Oct. 21, 2012	A	L, 1-4
Oct. 27, 2013	H	W, 5-2
Oct. 26, 2014	A	W, 3-2
Oct. 2, 2015	H	W, 2-1
Oct. 23, 2016	A	W, 1-0
Sep. 28, 2017	H	W, 3-1
Oct. 21. 2018	A	W,1-0
Oct. 27, 2019	H	L, 1-3
Mar. 5, 2021	H	W, 1-0
Oct. 7, 2022	A	T, 1-1

Howard 1-0-0

(1-0-0 Home, 0-0-0 Away, 0-0-0 Neutral)

Year	Site	Result
Sept. 14, 2014	H	W, 4-0

Illinois-Chicago 0-0-1

(0-0-1 Home, 0-0-0 Away, 0-0-0 Neutral)

Year	Site	Result
Sept. 18, 2009	H	T, 1-1 (2OT)

Incarnate Word 5-2-0

(3-0-0 Home, 2-2-0 Away, 0-0-0 Neutral)

Year	Site	Result
Oct. 24, 2014	A	W, 3-2
Oct. 18, 2015	H	W, 5-1
Oct. 8, 2016	A	L, 1-2
Oct. 15, 2017	H	W, 1-0
Oct. 13. 2018	H	W, 3-2
Oct. 20 2019	A	W, 1-0
Feb. 13, 2021	A	L, 2-3

Indiana 1-2-0

(1-1-0 Home, 0-1-0 Away, 0-0-0 Neutral)

Year	Site	Result
Sept. 2, 1984	H	L, 1-2
Sept. 2, 1990	H	W, 2-0
Sept 4, 1993	A	L, 0-1

IPFW 1-0-0

(1-0-0 Home, 0-0-0 Away, 0-0-0 Neutral)

Year	Site	Result
Sept. 5, 2014	H	W, 4-0

Jacksonville 1-0-0

(1-0-0 Home, 0-0-0 Away, 0-0-0 Neutral)

Year	Site	Result
Aug. 30, 2008	H	W, 2-0

Kansas City 6-3-0

(3-3-0 Home, 2-0-0 Away, 1-0-0 Neutral)

Year	Site	Result
Oct. 25, 2013	H	W, 2-0
Oct. 19, 2014	H	L, 1-2
Nov. 14, 2014	N	W, 3-0
Oct. 30, 2015	H	L, 2-3
Nov. 5, 2016	H	W, 3-1
Oct. 22, 2017	A	W, 3-1
Oct. 19, 2018	A	W, 1-0
Oct. 25, 2019	H	W, 4-1
Sept. 19, 2024	H	L, 2-3

Kentucky 0-2-0

(0-2-0 Home, 0-0-0 Away, 0-0-0 Neutral)

Year	Site	Result
Sept. 19, 1997	H	L, 1-2 (OT)
Sept. 5, 1999	H	L, 0-1

Long Beach State 7-1-0

(4-0-0 Home, 3-1-0 Away, 0-0-0 Neutral)

Year	Site	Result
Oct. 8, 1977	H	W, 4-0
Oct. 22, 1978	A	L, 2-3
Nov. 4, 1979	H	W, 3-2
Oct. 19, 1980	A	W, 4-1
Oct. 21, 1981	H	W, 3-2
Nov. 10, 1982	A	W, 4-1
Nov. 11, 1983	H	W, 3-0
Sept. 19, 1984	A	W, 5-0

Loyola Marymount 7-3-3

(6-2-1 Home, 1-1-2 Away, 0-0-0 Neutral)

Year	Site	Result
Oct. 2, 1976	H	W, 2-0
Oct. 10, 1981	H	W, 6-3
Oct. 2, 1982	A	W, 2-0
Sept. 17, 1983	H	W, 4-0
Oct. 21, 1984	H	W, 10-0
Sept. 27, 1996	H	T, 2-2 (OT)
Sept. 28, 1997	A	L, 2-3 (OT)
Sept. 25, 1998	H	W, 2-1
Sept. 8, 2000	H	L, 2-3
Aug. 31, 2012	A	T, 1-1 (2OT)
Aug. 30, 2015	H	L, 0-2
Sept. 1, 2022	A	T, 0-0
Aug. 21, 2025	H	W, 2-1

Louisville 1-0-0

(1-0-0 Home, 0-0-0 Away, 0-0-0 Neutral)

Year	Site	Result
Oct. 1, 2000	N	W, 3-2

Marquette 1-0-0

(1-0-0 Home, 0-0-0 Away, 0-0-0 Neutral)

Year	Site	Result
Sept. 8, 1995	H	W, 1-0

Marshall 1-0-0

(1-0-0 Home, 0-0-0 Away, 0-0-0 Neutral)

Year	Site	Result
Aug. 30, 2002	H	W, 3-2

Massachusetts 1-0-0

(1-0-0 Home, 0-0-0 Away, 0-0-0 Neutral)

Year	Site	Result
Sept. 20, 1998	H	W, 2-1

Memphis 0-1-0

(0-1-0 Home, 0-0-0 Away, 0-0-0 Neutral)

Year	Site	Result
Sept. 11, 1998	H	L, 1-2

Mercer 1-0-0

(1-0-0 Home, 0-0-0 Away, 0-0-0 Neutral)

Year	Site	Result
Sept. 11, 2015	H	W, 2-0

Metro State 1-0-0

(0-0-0 Home, 0-0-0 Away, 1-0-0 Neutral)

Year	Site	Result
Oct. 10, 1975	N	W, 4-1

Michigan State 1-1-0

(1-0-0 Home, 0-0-0 Away, 0-0-0 Neutral)

Year	Site	Result
Oct. 2, 1994	H	L, 0-2
Sept. 21, 1997	H	W, 4-2

Midwestern State 1-0-0

(1-0-0 Home, 0-0-0 Away, 0-0-0 Neutral)

Year	Site	Result
Oct. 8, 1979	H	W, 3-2

Missouri State 2-0-0

(1-0-0 Home, 0-0-0 Away, 0-0-0 Neutral)

Year	Site	Result
Aug. 31, 2001	N	W, 2-1
Sept. 22, 2007	H	W, 1-0

Mount St. Mary's 1-0-0

(1-0-0 Home, 0-0-0 Away, 0-0-0 Neutral)

Year	Site	Result
Sept. 24, 2010	H	W, 4-1

Navy 2-0-0

(1-0-0 Home, 0-0-0 Away, 0-0-0 Neutral)

Year	Site	Result
Sept. 17, 1993	H	W, 3-1
Sept. 6, 2004	N	W, 1-0

UNR 1-0-1

(1-0-0 Home, 0-0-0 Away, 0-0-0 Neutral)

Year	Site	Result
Nov. 20, 1976	H	T, 2-2 (OT)
Sept. 29, 1979	H	W, 6-1

New Mexico 9-26

(6-8-0 Home, 3-16-0 Away, 0-2-0 Neutral)

Year	Site	Result
Nov. 3, 1985	H	W, 3-0
Oct. 5, 1986	A	L, 0-2
Sept. 22, 1991	A	W, 4-1
Oct. 30, 1992	H	W, 3-2 (OT)
Oct. 1, 1993	A	L, 0-1
Oct. 26, 1994	H	L, 1-2
Oct. 29, 1995	A	L, 3-4
Oct. 11, 1996	H	L, 1-2
Oct. 31, 1997	A	L, 0-3
Oct. 11, 1998	H	L, 0-1
Nov. 7, 1999	A	L, 2-3
Nov. 5, 2000	H	W, 3-0
Nov. 4, 2001	A	W, 4-1
Nov. 9, 2001	N	L, 0-3
Nov. 10, 2002	H	W, 2-0
Oct. 18, 2003	A	W, 2-0
Oct. 3, 2004	A	L, 0-3
Oct. 21, 2004	H	L, 0-3
Oct. 22, 2005	A	L, 2-7
Oct. 29, 2005	H	L, 0-4
Oct. 21, 2006	H	L, 1-4
Oct. 21, 2006	A	L, 0-1
Oct. 21, 2006	A	L, 0-1
Oct. 20, 2007	A	L, 102
Nov. 3, 2007	H	W, 2-1 (2OT)
Oct. 17, 2008	H	W, 2-1
Oct. 31, 2008	A	L, 2-3
Nov. 7, 2009	A	L, 0-2
Oct. 1, 2010	A	L, 1-2 (OT)
Nov. 6, 2010	H	L, 2-3
Nov. 11, 2010	N	L, 0-1 (OT)
Oct. 1, 2011	H	L, 1-2
Nov. 5, 2011	A	L, 0-3
Oct. 19, 2012	A	L, 0-11
Sep. 1, 2017	A	L, 3-0

North Carolina 0-1-0

(0-0-0 Home, 0-1-0 Away, 0-0-0 Neutral)

Year	Site	Result
Sept. 16, 1994	A	L, 0-4

North Texas 1-0-1

(0-0-0 Home, 1-0-1 Away, 0-0-0 Neutral)

Year	Site	Result
Nov. 9, 1985	A	W, 3-0
Sept. 6, 1992	A	T, 2-2 (OT)

Northern Illinois 1-1-0

(1-1-0 Home, 0-0-0 Away, 0-0-0 Neutral)

Year	Site	Result
Sept. 24, 1995	H	L, 2-3
Sept. 2, 2002	H	W, 4-1

Northwestern 1-0-0

(1-0-0 Home, 0-0-0 Away, 0-0-0 Neutral)

Year	Site	Result
Sept. 11, 2005	H	W, 2-1 (2OT)

Notre Dame 1-0-1

(0-0-1 Home, 0-0-0 Away, 1-0-0 Neutral)

Year	Site	Result
Sept. 5, 1993	N	W, 1-0
Sept. 3, 2000	H	T, 0-0

Ohio State 1-2-0

(1-1-0 Home, 0-1-0 Away, 0-0-0 Neutral)

Year	Site	Result
Sept. 13, 1996	H	L, 0-1
Sept. 1, 2000	H	W, 3-0
Sept. 1, 2024	A	L, 2-3

Old Dominion 2-1-1

(1-0-1 Home, 0-1 Away, 1-0 Neutral)

Year	Site	Result
Sep. 23, 1988	N	W, 2-1
Sep. 1, 1990	H	T, 0-0 (OT)
Sep. 6, 1996	H	W, 3-1 (OT)
Aug. 26, 2016	A	L, 1-3

Omaha 1-0-0

(0-0-0 Home, 1-0-0 Away, 0-0-0 Neutral)

Year	Site	Result
Sept. 9, 2019	A	W, 3-1

Oral Roberts 2-1-1

(2-0 Home, 0-1-1 Away, 0-0-0 Neutral)

Year	Site	Result
Sep. 14, 2008	H	W, 2-1
Sep. 11, 2009	N	T, 0-0 (2OT)
Sep. 24, 2017	H	W, 5-1
Sep. 2. 2018	A	L, 1-2(OT)

Oregon State 0-6-0

(0-0-0 Home, 1-0-0 Away, 0-0-0 Neutral)

Year	Site	Result
Sept. 23, 1994	H	L, 0-1
Sept. 20, 1996	H	L, 0-1
Sept. 16, 2005	A	L, 0-3
Sept. 3, 2006	H	L, 0-3
Sept. 17, 2016	H	L, 0-2
Aug. 28, 2017	H	L, 0-1 (OT)

Pacific 6-2-0

(3-1-0 Home, 3-1-0 Away, 0-0-0 Neutral)

Year	Site	Result
Oct. 27, 1982	A	W, 1-0
Oct. 30, 1983	H	W, 2-0
Sept. 20, 1985	A	W, 5-0
Sept. 6, 2015	H	W, 2-0
Sept. 9, 2016	A	L, 2-4
Sept. 8, 2017	H	L, 0-3
Sept. 13, 2019	A	W, 2-0
Sept. 15, 2022	H	W, 3-2

Pennsylvania 1-0-0

(0-0-0 Home, 1-0-0 Away, 0-0-0 Neutral)

Year	Site	Result
Sept. 13, 1991	H	W, 4-0

Penn State 1-0-0

(0-0-0 Home, 0-0-0 Away, 1-0-0 Neutral)

Year	Site	Result
Oct. 28, 1990	N	W, 6-1

Pepperdine 1-1-0

(1-0-0 Home, 0-0-0 Away, 0-1-0 Neutral)

Year	Site	Result
Sept. 21, 1974	N	L, 1-4
Oct. 5, 1974	H	W, 2-1

Pittsburgh 0-0-1

(0-0-0 Home, 0-0-0 Away, 0-0-1 Neutral)

Year	Site	Result
Aug. 31, 2007	N	T, 1-1 (2OT)

Point Loma College 1-0-0

(1-0-0 Home, 0-0-0 Away, 0-0-0 Neutral)

Year	Site	Result
Sept. 19, 1981	H	W, 2-0

Pomona Pitzer 0-1-0

(0-1-0 Home, 0-0-0 Away, 0-0-0 Neutral)

Year	Site	Result
Oct. 12, 1980	H	L, 1-2

Portland 6-4-0

(3-0-0 Home, 1-2-0 Away, 2-2-0 Neutral)

Year	Site	Result
Sept. 24, 1983	H	W, 3-1
Sept. 9, 1984	N	W, 1-0
Sept. 26, 1987	H	W, 2-0
Sept. 4, 1988	A	L, 1-2 (OT)
Sept. 16, 1990	N	W, 3-0
Oct. 1, 1995	N	L, 1-3
Sept. 30, 2001	N	L, 2-3 (OT)
Sept. 1, 2003	A	L, 0-2
Sept. 9, 2005	H	W, 2-1
August 25, 2017	A	W, 3-2 (2OT)

Radford 1-0-0

(1-0-0 Home, 0-0-0 Away, 0-0-0 Neutral)

Year	Site	Result
Sept. 1, 2008	H	W, 2-1

Robert Morris 1-1-0

(1-0-0 Home, 0-0-0 Away, 0-1-0 Neutral)

Year	Site	Result
Sept. 6, 2009	H	W, 7-2
Sept. 19, 2010	N	L, 1-2

Rutgers 1-1-0

(1-0-0 Home, 0-1-0 Away, 0-0-0 Neutral)

Year	Site	Result
Sept. 11, 1994	H	W, 2-1
Oct. 4, 1996	A	L, 0-1

Sacramento State 4-15-3

(4-7-2 Home, 0-7-1 Away, 0-1-0 Neutral)

Year	Site	Result
Oct. 30, 1994	H	L, 4-7 (OT)
OCT. 4, 1998	H	W, 3-1
Oct. 28, 2001	H	L, 1-4
Nov. 3, 2002	A	L, 1-3
Oct. 26, 2003	H	L, 2-3
Oct. 17, 2004	A	L, 1-2
Oct. 29, 2004	H	W, 2-1
Oct. 16, 2005	H	L, 1-2
Nov. 4, 2005	A	L, 1-2 (OT)
Oct. 6, 2006	H	L, 1-2
Oct. 29, 2006	A	L, 1-2
Oct. 12, 2007	A	L, 0-1 (OT)
Nov. 11, 2007	H	W, 1-0
Oct. 10, 2008	H	W, 4-1
Nov. 9, 2008	A	L, 0-1 (2OT)
Nov. 1, 2009	H	T 1-1 (2OT)
Nov. 13, 2009	N	L, 0-1 (2OT)
Oct. 31, 2010	A	T, 1-1 (2OT)
Oct. 30, 2011	H	L, 0-2
Sept. 23, 2012	A	L, 2-3 (OT)
Sept. 28, 2013	H	L, 0-1, (OT)
Sept. 18, 2022	H	T, 2-2

Saint Francis 0-1-0

(0-1-0 Home, 0-0-0 Away, 0-0-0 Neutral)

Year	Site	Result
Sept. 15, 2017	H	L, 0-1

St. John's 0-1-0

(0-0-0 Home, 0-0-0 Away, 0-1-0 Neutral)

Year	Site	Result
Oct. 6, 1996	N	L, 0-7

Saint Joseph's 1-0-0

(0-0-0 Home, 0-0-0 Away, 0-1-0 Neutral)

Year	Site	Result
Sept, 4, 2015	H	W, 3-2

Saint Mary's 8-4-1

(4-1-1 Home, 3-3-0 Away, 1-0-0 Neutral)

Year	Site	Result
Oct. 11, 1982	A	W, 1-0
Nov. 5, 1983	H	W, 4-0
Oct. 20, 1986	A	W, 1-0
Sept. 1, 1989	H	W, 6-0
Oct. 29, 1993	A	W, 2-1
Sept. 30, 1994	H	W, 1-0
Sept. 6, 1998	H	W, 1-0
Oct. 13, 2002	A	L, 1-2
Sept. 15, 2006	H	T, 1-1 (2OT)
Sept. 21, 2008	N	W, 2-1
Aug. 26, 2012	A	L, 1-2
Sept. 11, 2016	A	L, 1-4
Sept. 19, 2019	H	L, 0-2

San Diego 10-10-2

(4-4-1 Home, 5-5-1 Away, 1-1-0 Neutral)

Year	Site	Result
Nov. 1, 1980	H	W, 11-0
Nov. 1, 1981	A	W, 3-1
Sep. 11, 1982	H	W, 4-1
Oct. 5, 1983	A	W, 6-0
Sep. 14, 1984	H	W, 7-0
Oct. 20, 1985	A	W, 4-3
Sep. 20, 1986	H	L, 0-1
Sep. 20, 1987	A	W, 2-1
Sep. 18, 1988	H	W, 1-0
Sep. 17, 1989	A	L, 1-4
Sep. 7, 1990	H	T, 1-1 (2OT)
Sep. 21, 1991	A	W, 4-2
Oct. 2, 1992	N	W, 5-3 (OT)
Sep. 10, 1993	H	L, 1-3
Sep. 1, 1999	A	L, 1-3
Sep. 24, 2000	A	L, 2-3
Sep. 9, 2001	H	L, 0-3
Sep. 29, 2002	A	L, 0-3
Sep. 4, 2004	N	L, 0-3
Sep. 20, 2016	H	L, 3-4
Sep.16. 2018	A	L, 0-1 (OT)

San Diego State 11-23-7

(5-7-2 Home, 6-16-4 Away, 0-0-1 Netural)

Year	Site	Result
Oct. 19, 1974	H	L, 0-4
Oct. 24, 1975	A	L, 1-4
Oct. 22, 1977	H	L, 1-3
Oct. 7, 1978	H	W, 3-0
Oct. 12, 1979	A	L, 0-4
Oct. 11, 1980	H	L, 0-4
Oct. 31, 1981	A	L, 2-6
Sept. 12, 1982	H	L, 1-2
Nov. 2, 1983	A	W, 4-1
Nov. 10, 1984	A	W, 3-1
Oct. 18, 1985	A	T, 1-1 (OT)
Oct. 12, 1986	H	T, 1-1 (OT)
Sept. 18, 1987	A	L, 0-2
Sept. 16, 1988	H	W, 1-0
Sept. 15, 1989	A	L, 0-4
Sept. 8, 1990	H	W, 3-2
Nov. 10, 1991	A	W, 2-0
Oct. 23, 1992	A	L, 1-3
Oct. 15, 1993	H	T, 2-2 (OT)
Oct. 16, 1994	A	L, 1-3 (OT)
Oct. 15, 1995	H	W, 2-1
Oct. 27, 1996	A	L, 1-3
Oct. 19, 1997	H	W, 4-0
Oct. 25, 1998	A	L, 2-4
Oct. 31, 1999	A	W, 1-0
Oct. 29, 2000	A	L, 0-1
Oct. 26, 2001	A	T, 2-2 (2OT)
Nov. 8, 2001	N	T, 3-3 (2OT)
Oct. 18, 2002	A	W, 2-1
Oct. 20, 2003	H	L, 1-3
Sept. 22, 2004	H	L, 0-2
Nov. 14, 2004	A	L, 2-4
Sept. 9, 2006	A	L, 2-4
Sept. 21, 2012	A	L, 1-3
Sep. 20, 2015	A	W, 3-2
Nov. 11, 2016	A	T, 1-1 (2OT) ~
Sept. 24, 2018	A	L, 1-2
Sept. 2, 2019	A	L, 2-3
Sept. 9, 2022	A	L, 0-5

~ Won PKs 6-5

Oct. 3, 2024	H	L, 0-1
Oct. 12, 2025	A	T, 1-1

San Francisco 4-6-2

(3-3-0 Home, 1-3-2 Away, 0-0-0 Neutral)

Year	Site	Result
Sept. 6, 1979	A	L, 0-8
Oct. 26, 1983	A	W, 2-1
Nov. 20, 1983	H	L, 2-3
Nov. 16, 1984	H	L, 1-2 (OT)
Oct. 4, 1985	H	W, 2-1
Oct. 1, 1986	A	T, 1-1 (OT)
Oct. 11, 1987	H	W, 3-2
Nov. 17, 1987	H	W, 1-0
Oct. 7, 1988	A	L, 2-3
Oct. 19, 2008	A	T, 1-1 (2OT)
Sept. 9, 2009	H	L, 1-2
Sept. 15, 2019	A	L, 0-1

San Jose State 29-18-6

(14-10-1 Home, 13-7-4 Away 2-1-1 Neutral)

Year	Site	Result
Sept. 1, 1984	H	W, 4-3 (OT)
Nov. 4, 1984	H	W, 2-0
Sept. 22, 1985	A	W, 3-0
Sept. 14, 1986	A	W, 4-0
Oct. 16, 1987	H	W, 1-0
Oct. 21, 1987	A	W, 3-0
Oct. 16, 1988	A	W, 6-1
Oct. 23, 1988	H	W, 11-1
Oct. 1, 1989	H	W, 6-0
Nov. 5, 1989	A	W, 1-0
Sept. 30, 1990	A	W, 4-1
Nov. 2, 1990	H	W, 4-3

Oct. 11, 1991	H	W, 4-1
Oct. 21, 1991	A	T, 1-1 (OT)
Sept. 12, 1993	H	L, 3-4
Oct. 18, 1996	A	T, 2-2 (OT)
Oct. 24, 1997	H	L, 0-1
Oct. 18, 1998	A	W, 3-2
Oct. 12, 2001	H	W, 1-0
Nov. 1, 2002	A	L, 1-2
Nov. 15, 2002	N	L, 3-3 (2OT)
Oct. 23, 2003	H	L, 0-2
Oct. 15, 2004	A	W, 1-0
Oct. 31, 2004	H	W, 1-0
Oct. 14, 2005	H	L, 2-3 (OT)
Nov. 6, 2005	A	T, 2-2 (2OT)
Oct. 8, 2006	H	L, 1-2
Oct. 26, 2006	A	L, 0-3
Oct. 14, 2007	A	L, 0-3
Nov. 9, 2007	H	L, 1-3
Oct. 12, 2008	H	W, 2-1
Nov. 7, 2008	A	L, 1-2 (OT)
Oct. 30, 2009	A	W, 1-0
Nov. 12, 2009	N	W, 4-2
Oct. 29, 2010	A	W, 2-1 (OT)
Oct. 28, 2011	H	L, 1-2
Oct. 7, 2012	H	L, 1-2
Oct. 14, 2012	A	W, 3-2
Oct. 13, 2013	A	L, 0-1
Oct. 20, 2013	H	W, 1-0
Nov. 14, 2013	N	T, 2-2 (OT)
Nov. 2, 2014	H	T, 0-0 (2OT)
Oct. 9, 2015	A	W, 1-0
Nov. 12, 2015	N	W, 3-1
Oct. 2, 2016	H	W, 4-0
Oct. 6, 2017	A	W, 5-2
Oct. 7. 2018	A	L, 1-2
Oct. 13, 2019	H	W, 2-1
Apr. 5, 2021	A	L, 0-1
Oct. 14, 2022	H	L, 1-3
Oct. 5, 2023	H	W, 2-0
Oct. 13, 2024	A	T, 0-0
Oct. 26, 2025	H	L, 1-3

Santa Clara 4-3-2

(2-1-1 Home, 2-2-1 Away, 0-0-0 Neutral)

Year	Site	Result
Oct. 7, 1983	H	W, 5-1
Oct. 14, 1984	A	W, 2-0
Sept. 3, 1985	H	W, 1-0
Sept. 12, 1986	A	W, 2-0
Oct. 4, 1992	A	L, 0-2
Sept. 8, 1996	H	T, 2-2 (OT)
Sept. 22, 2019	H	L, 1-3
Aug. 25, 2022	A	T, 0-0
Aug 31, 2023	H	W,2-1
Sept. 14, 2025	A	L, 0-4

Seattle Pacific 3-3-1

(3-3-1 Home, 0-0-0 Away, 0-0-0 Neutral)

Year	Site	Result
Sept. 18, 1976	H	L, 1-3
Sept. 24, 1979	H	W, 2-0
Oct. 27, 1984	H	T, 0-0 (OT)
Sept. 2, 1989	H	W, 3-1
Sept. 7, 1991	H	L, 0-3
Sept. 13, 1995	H	W, 3-0
Sept. 16, 1997	H	L, 1-2 (OT)

Seattle 6-10-5

(3-6-2 Home, 3-3-3 Away, 0-1-0 Neutral)

Year	Site	Result
Oct. 18, 2009	H	L, 1-2
Oct. 24, 2010	H	L, 0-2
Oct. 23, 2011	A	W, 3-2
Oct. 5, 2012	H	W, 3-0
Oct. 12, 2012	A	W, 2-1
Oct. 11, 2013	A	L, 1-2 (2OT)
Oct. 18, 2013	H	L, 0-2
Oct. 10, 2014	A	W, 3-1
Oct. 23, 2015	N	L, 2-3
Oct. 27, 2016	A	L, 1-4
Nov. 5, 2017	H	W, 2-1 (2OT)
Nov. 10, 2017	H	T, 0-0 (2OT)
Oct. 5, 2018	A	L, 0-4
Oct. 11, 2019	H	T, 2-2
Feb. 27, 2021	A	T, 1-1 (2OT)
Apr. 13, 2021	H	L, 1-3
Oct. 16, 2022	H	L, 0-1
Oct. 29, 2023	H	L, 1-2
Nov. 8, 2023	H	W, 2-1
Oct. 10, 2024	A	T, 1-1
Aug. 28, 2025	A	T, 0-0

Simon Fraser 0-1-0

(0-1-0 Home, 0-0-0 Away, 0-0-0 Neutral)

Year	Site	Result
Nov. 5, 1979	H	L, 2-6

SMU 0-9-2

(0-6-0 Home, 0-3-2 Away, 0-0-0 Neutral)

Year	Site	Result
Nov. 8, 1985	A	L, 0-3
Nov. 9, 1986	H	L, 0-2
Sept. 12, 1987	H	L, 1-2
Sept. 24, 1988	A	T, 0-0 (OT)
Sept. 9, 1989	H	L, 3-4
Sept. 7, 1992	A	T, 1-1 (OT)
Sept. 9, 1994	H	L 0-2
Nov. 3, 1996	H	L, 0-4
Oct. 11, 1997	A	L, 0-2
Nov. 6, 1998	H	L, 1-2
Sept. 15, 2000	A	0-7

South Alabama 0-1-0

(0-1-0 Home, 0-0-0 Away, 0-0-0 Neutral)

Year	Site	Result
Sept. 21, 1992	N	L, 1-3

South Carolina 0-4-0

(0-1-0 Home, 0-0-0 Away, 0-0-0 Neutral)

Year	Site	Result
Sept. 6, 1986	N	L, 0-1 (OT)
Sept. 8, 1989	H	L, 0-2
Oct. 27, 1990	A	L, 1-3
Oct. 5, 1997	N	L, 2-8

Southern California 2-0-0

(0-1-0 Home, 0-0-0 Away, 0-0-0 Neutral)

Year	Site	Result
Nov. 15, 1975	H	W, 6-5 (OT)
Oct. 7, 1977	H	W, 9-0

Southern Connecticut State 1-0-0

(0-1-0 Home, 0-0-0 Away, 0-0-0 Neutral)

Year	Site	Result
Sept. 27, 1992	H	W, 3-2

Stanford 6-3-0

(3-1-0 Home, 2-2-0 Away, 1-0-0 Neutral)

Year	Site	Result
Sept. 27, 1983	A	W, 2-0
Oct. 17, 1984	H	W, 4-0
Oct. 18, 1986	A	W, 1-0
Sept. 20, 1989	H	W, 2-0
Sept. 23, 1990	A	L, 2-5 (OT)
Sept. 11, 1992	H	W, 4-2
Sept. 7, 1997	H	L, 0-1
Oct. 2, 1998	A	L, 0-1
Sept. 10, 2010	N	W, 2-1 (OT

Stetson 0-0-1

(0-0-1 Home, 0-0-0 Away, 0-0-0 Neutral)

Year	Site	Result
Sept. 10, 2023	H	T, 1-1

Syracuse 0-1-0

(0-1-0 Home, 0-0-0 Away, 0-0-0 Neutral)

Year	Site	Result
Sept. 14, 2012	H	L, 0-1

TCU 3-2-0

(2-2-0 Home, 1-0-0 Away, 0-0-0 Neutral)

Year	Site	Result
Sept. 23, 1989	H	W, 5-0
Sept. 22, 1995	H	L, 0-2
Nov. 1, 1996	H	W, 2-0
Oct. 10, 1997	A	W, 4-0
Nov. 8, 1998	H	L, 1-2

Temple 0-0-1

(0-0-1 Home, 0-0-0 Away, 0-0-0 Neutral)

Year	Site	Result
Sept. 1, 2006	H	T, 2-2 (2OT)

Tulsa 6-3-0

(1-1-0 Home, 3-2 Away, 2-0 Neutral)

Year	Site	Result
Sep. 4, 1994	N	W, 3-2
Nov. 10, 1996	A	L, 4-1
Nov. 9, 1997	H	L, 3-1
Oct. 30, 1998	A	L, 4-1
Sep. 16, 2000	N	W, 1-0
Sep. 1, 2001	A	W, 2-1
Aug, 31,2018	A	W, 1-0
Sept. 23, 2023	A	W, 2-1
Aug. 22, 2024	H	W, 2-0

UCLA 2-20-2

(1-7-2 Home, 1-13-0 Away, 0-0-0 Neutral)

Year	Site	Result
Sept. 12, 1976	A	L, 0-1 (OT)
Oct. 1, 1977	H	L, 2-3 (OT)
Nov. 7, 1978	A	L, 0-1
Oct. 17, 1979	H	L, 1-3
Sept. 27, 1980	A	L, 0-3
Nov. 4, 1981	H	W, 3-2
Nov. 3, 1982	A	L, 0-1
Oct. 12, 1983	H	L, 0-1
Nov. 7, 1984	A	W, 3-0
Oct. 13, 1985	H	T, 2-2 (OT)
Nov. 24, 1985	A	L, 0-1 (OT)
Sept. 6, 1987	A	L, 0-2
Oct. 27, 1988	H	T, 1-1 (OT)
Oct. 7, 1990	A	L, 1-2
Sept. 25, 1991	H	L, 1-2
Oct. 11, 1992	A	L, 0-1
Oct. 10, 1993	A	L, 0-2
Oct. 7, 1994	H	L, 0-3
Oct. 6, 1995	A	L, 1-7
Oct. 15, 1999	H	L, 1-6
Sept. 12, 2004	H	L, 0-1 (OT)
Sept. 25, 2005	A	L, 0-3
Sept. 27, 2009	A	L, 0-3
Sept. 11, 2017	A	L, 0-1

UC Davis 1-1-0

(0-0-0 Home, 0-2-0 Away, 1-0-0 Neutral)

Year	Site	Result
Sept. 17, 1977	N	W, 2-1
Aug. 24, 2012	A	L, 0-1

UC Irvine 19-7-1

(10-3-0 Home, 9-3-1 Away, 0-0-0 Neutral)

Year	Site	Result
Oct. 19, 1984	H	W, 3-0
Sept. 28, 1985	H	W, 1-0 (OT)
Nov. 2, 1986	A	W, 5-1
Oct. 4, 1987	A	W, 5-2 (OT)
Nov. 8, 1987	H	W, 2-0
Sept. 30, 1988	H	W, 2-1 (OT)
Nov. 6, 1988	A	W, 2-1
Oct. 8, 1989	A	W, 2-1
Oct. 20, 1989	H	W, 8-0
Oct. 12, 1990	H	W, 2-0
Oct. 21, 1990	A	W, 1-0
Oct. 4, 1991	H	W, 2-0
Oct. 27, 1991	A	W, 4-1
Oct. 9, 1992	H	W, 4-1
Oct. 8, 1993	A	W, 2-0
Oct. 9, 1994	H	W, 3-1
Oct. 8, 1995	A	T, 1-1 (OT)
Nov. 8, 1996	A	L, 0-6
Oct. 29, 1999	H	L, 2-4
Oct. 27, 2000	A	W, 3-2
Sept. 27, 2002	A	W, 2-1
Sept. 26, 2010	H	L, 0-4
Sept. 23, 2011	A	L, 0-4
Sept. 26, 2014	H	L, 2-4
Nov. 20, 2014	A	L, 0-3
Aug 24 2023	A	L.,0-1
Sept. 26, 2025	H	W, 2-0

UC Riverside 8-7-0

(5-3-0 Home, 3-4-0 Away, 0-0-0 Neutral)

Year	Site	Result
Sep. 11, 1976	H	W, 8-2
Oct. 2, 1977	A	W, 3-0
Oct. 7, 2001	A	W, 3-2
Oct. 6, 2002	H	W, 3-0
Oct. 5, 2003	A	L, 1-4
Sep. 23, 2005	H	L, 0-2
Aug. 29, 2006	A	L, 1-2
Oct. 3, 2009	A	W, 1-0
Sep. 16, 2011	A	L, 1-2
Sep. 9, 2012	H	L, 3-4 (2OT)
Sep. 22, 2013	A	L, 1-2
Sep. 28, 2014	H	W, 2-0
Sep. 4, 2016	H	W, 2-1
Sep. 14, 2018	H	W, 3-2
Sept. 5, 2025	H	L, 0-2

UC San Diego 4-1-0

(2-0-0 Home, 2-1-0 Away, 0-0-0 Neutral)

Year	Site	Result
Oct. 4, 1975	H	W, 4-1
Nov. 4, 1978	A	W, 3-1 (OT)
Oct. 17, 1981	H	W, 4-1
Sept. 4, 1982	A	W, 1-0
Sept. 11, 2022	A	L, 0-1

UC Santa Barbara 15-15-5

(11-2-3 Home, 4-12-2 Away, 0-0 Neutral)

Year	Site	Result
Sept. 20, 1974	A	T, 1-1 (OT)
Oct. 4, 1974	H	W, 2-1
Sept. 26, 1975	A	L, 1-3
Nov. 5, 1977	A	L, 1-2
Oct. 28, 1978	H	L, 0-3
Oct. 27, 1979	A	L, 0-3
Nov. 8, 1980	H	W, 3-1
Oct. 2, 1981	A	L, 1-3
Oct. 25, 1982	H	T, 0-0 (OT)
Oct. 22, 1983	A	T, 1-1 (OT)
Oct. 10, 1984	H	T, 1-1 (OT)
Oct. 25, 1985	A	W, 2-0
Oct. 24, 1986	H	W, 4-1
Oct. 7, 1987	A	W, 4-1
Nov. 6, 1987	H	W, 2-0
Oct. 2, 1988	H	W, 5-0
Nov. 4, 1988	A	L, 0-3
Oct. 6, 1989	A	L, 1-2 (OT)
Oct. 22, 1989	H	W, 5-2
Oct. 14, 1990	H	W, 2-0
Oct. 19, 1990	A	L, 1-2
Oct. 6, 1991	H	W, 4-1
Oct. 25, 1991	A	W, 2-0
Oct. 18, 1992	H	W, 2-1
Oct. 24, 1993	H	W, 7-2
Oct. 21, 1994	A	L, 0-2
Oct. 20, 1995	H	W, 2-1 (OT)
Sept. 27, 1998	A	W, 3-0
Oct. 24, 1999	A	L, 0-3
Oct. 6, 2000	H	L, 1-3
Sept. 26, 2004	A	L, 0-4
Aug. 30, 2019	A	L, 1-2
Sept. 4, 2023	A	L, 1-2
Sept. 6, 2024	A	L, 1-4
Sept. 18, 2025	H	T, 0-0

UMBC 1-4-0

(1-3-0 Home, 0-1-0 Away, 0-0-0 Neutral)

Year	Site	Result
Oct. 29, 1994	H	L, 2-3
Sept. 17, 1999	H	L, 0-1
Sept. 17, 2006	H	L, 1-2
Sept. 1, 2013	A	L, 1-3
Sept. 12, 2014	H	W, 1-0

USC 1-1-0

(1-0-0 Home, 0-1-0 Away, 0-0-0 Neutral)

Year	Site	Result
Oct. 26, 1979	A	L, 1-2
Sept. 26, 1980	H	W, 6-1

US International 4-6-1

(2-4-0 Home, 1-2-0 Away, 1-0-1 Neutral)

Year	Site	Result
Sept. 17, 1975	N	T, 3-3 (OT)
Oct. 26, 1975	H	L, 1-2
Sept, 17, 1977	N	W, 2-1
Oct. 23, 1977	H	L, 0-6
Nov. 5, 1978	A	L, 1-2
Oct. 24, 1979	H	L, 2-4
Oct. 18, 1980	A	L, 0-4
Oct. 24, 1981	H	L, 1-4
Oct. 30, 1982	H	W, 4-0
Oct. 29, 1983	H	W, 4-0
Oct. 24, 1984	A	W, 2-0

Utah State 3-0-0

(2-0-0 Home, 0-0-0 Away, 1-0-0 Neutral)

Year	Site	Result
Nov. 16, 1974	H	W, 4-0
Nov. 14, 1975	H	W, 6-1
Oct. 15, 1977	N	W, 5-0

Utah Tech 1-2-1

(1-0-1 Home, 0-2 Away, 0-0 Neutral)

Year	Site	Result
Nov. 4, 2022	A	L, 0-1
Oct. 12, 2023	H	W, 1-0
Nov. 3, 2024	A	L, 1-2
Oct. 4, 2025	H	T, 0-0

Utah Valley 5-4-3

(3-2-2 Home, 2-2-1 Away, 0-0 Neutral)

Year	Site	Result
Oct. 12, 2014	A	W, 1-0
Oct. 25, 2015	H	W, 2-1(OT)
Oct. 29, 2016	A	L, 2-1
Nov. 11, 2016	A	W, 1-0
Oct. 27, 2017	H	L, 3-2
Oct, 28, 2018	H	W, 2-1(OT)
Oct. 31, 2019	A	L, 1-3
Oct. 30, 2022	H	L, 0-4
Oct. 15, 2023	H	T, 1-1
Nov. 5, 2023	H	W, 3-2
Oct. 24, 2024	A	T, 0-0
Oct. 23, 2025	H	T, 3-3

UTRGV 4-8-0

(2-3-0 Home, 0-5-0 Away, 2-0-0 Neutral)

Year	Site	Result
Sept. 12, 1997	N	W, 2-0
Oct. 4, 2015	H	L, 0-1
Oct. 6, 2016	A	L, 1-2
Nov. 10, 2016	N	W, 3-2
Oct. 13, 2017	H	W, 3-2
Sept. 22, 2018	A	L ,0-2
Nov, 7, 2018	H	L, 1-4
Sept. 28, 2019	H	L, 0-2
Mar. 13, 2021	A	L, 1-3
Oct. 9, 2022	A	L, 1-2
Sept. 28, 2023	A	L, 2-3
Oct. 17, 2024	H	W, 2-0

Valparaiso 0-1-0

(0-1-0 Home, 0-0-0 Away, 0-0-0 Neutral)

Year	Site	Result
Sept. 4, 2010	H	L, 0-1

Vanderbilt 1-1-0

(0-1-0 Home, 0-0-0 Away, 0-0-0 Neutral)

Year	Site	Result
Oct. 1, 1999	A	L, 1-2
Sept. 7, 2001	H	W, 3-1

VCU 1-0-0

(1-0-0 Home, 0-0-0 Away, 0-0-0 Neutral)

Year	Site	Result
Aug. 28, 2016	A	W, 2-1 (2OT)

Virginia 1-1-1

(0-0-1 Home, 0-1-0 Away, 1-0-0 Neutral)

Year	Site	Result
Sept. 5, 1986	N	W, 2-1
Sept. 10, 1988	H	T, 2-2 (OT)
Sept. 3, 1995	A	L, 0-3

Washington 2-7-2

(2-2-1 Home, 0-3-1 Away, 0-2-0 Neutral)

Year	Site	Result
Oct. 31, 1975	H	W, 5-3
Sept, 8, 1984	A	T, 1-1 (OT)
Oct. 9, 1985	H	W, 3-1
Oct. 29, 1986	H	T, 0-0 (OT)
Sept. 3, 1988	N	L, 0-1 (OT)
Sept. 29, 1995	A	L, 3-4
Sept. 12, 1999	H	L, 1-2
Sept. 28, 2001	A	L, 0-2
Aug, 30, 2003	N	L, 1-5
Sept. 10, 2004	H	L, 0-3
Aug. 31, 2025	A	L, 0-4

West Virginia 1-0-0

(1-0-0 Home, 0-0-0 Away, 0-0-0 Neutral)

Year	Site	Result
Sept. 3, 1999	H	W, 2-1

COACHING RECORDS

'14, '16 WAC CHAMPIONS

Year	Record	Conference	Record/Finish	Coach	Postseason	Coacches Rankings Highest	Coacches Rankings Final	Soccer America Highest	Soccer America Final
1974	8-3-3			Khamis					
1975	11-5-2			Khamis					
1976	13-4-1			Hart					
1977	14-6-1			Hart					
1978	7-9-0	SCISA	1-3-0	Hart					
1979	12-9-0	SCISA	3-5-0	Hart					
1980	7-11-0	SCISA	3-5-0	Hart					
1981	8-8-0	SCISA	3-3-0	Hart					
1982	10-4-3	SCISA	4-2-2	Barto					
1983	17-4-1	Big West	2-0-1/T-1st	Barto	NCAA Regional Final	14th	16th		
1984	15-3-3	Big West	3-0-0/1st- #	Barto	NCAA 1st Round	10th	11th		
1985	18-2-2	Big West	6-0-0/1st - *	Barto	NCAA Regional Final	7th	8th	2nd	4th
1986	9-7-4	Big West	3-2-0/3rd	Barto		3rd	--	8th	--
1987	14-5-0	Big West	8-2-0/1st - *	Barto	NCAA 1st Round	12th	12th	8th	15th
1988	11-7-3	Big West	7-3-0/T-2nd	Barto	NCAA 1st Round	10th	--	7th	--
1989	11-9-0	Big West	5-5-0/4th	Barto					
1990	10-8-2	Big West	6-4-0/3rd	Barto				13th	--
1991	11-6-2	Big West	6-3-1/2nd	Barto					
1992	9-5-4	MPSF Pacific	4-3-0/4th	Barto		12th	--	17th	--
1993	7-10-1	MPSF Pacific	3-3-1/5th	Barto					
1994	5-14-1	MPSF Pacific	1-6-0/7th (T)	Barto					
1995	6-9-3	MPSF Pacific	3-3-1/3rd (T)	Barto					
1996	5-11-4	WAC	1-5-2/8th	Barto					
1997	5-11-2	WAC	2-5-1/7th	Barto					
1998	7-11-0	WAC	2-5-1/7th	Barto					
1999	7-11-0	MPSF-Pacific	2-5-0/7th	Barto					
2000	10-7-1	MPSF-Pacific	4-3-0/3rd	Barto					
2001	8-8-2	MPSF	3-3-1/5th	Barto					
2002	12-8-0	MPSF	4-2-0/3rd	Barto					
2003	6-12-0	MPSF	3-3-0/3rd	Barto					
2004	6-12-0	MPSF	5-7-0/3rd	Barto					
2005	2-16-1	MPSF	0-9-1/6th	Barto					
2006	1-15-2	MPSF	1-9-0/6th	Sanchez					
2007	7-10-2	MPSF	3-7-0/T-5th	Sanchez					
2008	8-9-1	MPSF	3-7-0/T-5th	Sanchez					
2009	8-7-4	MPSF	1-4-2/8th	Sanchez					
2010	6-11-2	MPSF	3-5-2/6th	Ryerson					
2011	3-14-0	MPSF	2-8-0/7th	Ryerson					
2012	6-14-1	MPSF	4-6-0/6th	Ryerson					
2013	7-10-2	WAC	5-4-1/3rd	Ryerson					
2014	14-5-3	WAC	7-2-1/1st - *#	Ryerson	NCAA 1st Round	--	--	23rd	--
2015	12-7-1	WAC	5-4-1/3rd	Ryerson					
2016	10-12-2	WAC	5-4-1/4th - #	Ryerson	NCAA 2nd Round				
2017	11-9-1	WAC	7-3-0/T-2nd	Ryerson		--	--	25th	--
2018	10-10-1	WAC	5-5-1	Ryerson					
2019	6-12-1	WAC	4-6-1	Ryerson					
2020-21	4-5-2	WAC	4-4-2	Ryerson					
Totals	**414-405-71 (.505)**		**150-172-23 (.468)**	**47 Years**					

*** - Conference Regular Season Champion / # - Conference Tournament Champion**

COMPOSITE COACHING RECORDS

		Conference				Overall			
COACH	YEARS	W	L	T	PCT%	W	L	T	PCT%
Tom Khamis	1974-75	-	-	-	-	19	8	5	.672
Vince Hart	1976-81	10	16	0	.385	61	47	2	.564
Barry Barto	1982-05	87	83	12	.511	221	200	38	.523
Mario Sanchez	2006-09	8	27	4	.256	24	41	9	.385
Rich Ryerson	2010-	51	51	10	.500	89	109	16	.449

ALL-TIME YEARLY LEADERS

YEAR	GOALS	ASSISTS	POINTS
1974	5 - Sparks, Lavietes	3 - Three players	13 - Sparks, Lavietes
1975	9 - Roy Sparks	6 - Chuck Martinez	19 - Brian Howser
1976	20 - Roy Sparks	5 - Three players	42 - Roy Sparks
1977	15 - David Cohen	6 - John McDermott	32 - David Cohen
1978	12 - John McDermott	3 - Bleda Atilla	26 - John McDermott
1979	25 - David Cohen	7 - David Cohen	57 - David Cohen
1980	12 - David Cohen	5 - Tim Dane	27 - David Cohen
1981	14 - David Cohen	4 - Damian Betancourt	31 - David Cohen
1982	10 - Robbie Ryerson	7 - Robbie Ryerson	27 - Robbie Ryerson
1983	16 - Robbie Ryerson	7 - Billy Gunther	37 - Robbie Ryerson
1984	20 - Robbie Ryerson	7 - Robbie Ryerson	47 - Robbie Ryerson
1985	21 - Robbie Ryerson	10 - Rob Taber	48 - Robbie Ryerson
1986	10 - Gavin Spaulding	7 - Richie Ryerson	20 - Gavin Spaulding
1987	11 - Wale, Ritchie	7- Shawn Ritchie	29 - Shawn Ritchie
1988	12 - Gavin Spaulding	10 - Sal Carbone	27 - Gavin Spaulding
1989	19 - Doug Borgel	10 - Daniel Barber	45 - Doug Borgel
1990	17 - Doug Borgel	7 - Doug Borgel	41 - Doug Borgel
1991	10 - Barber, Carstens	9 - Richie Louis	28 - Daniel Barber
1992	12 - Thies Carstens	6 - Tom Miller	27 - Thies Carstens
1993	4 - Four Players	6 - Ben Erickson	14 - Ben Erickson
1994	5 - Coby Holt	5 - Michael DuHaney	12 - Coby Holt
1995	11 - Michael Griego	6 - Brian Wilson	23 - Michael Griego
1996	7 - Phil Detmer	4 - Geoff Barto	14 - Phil Detmer
1997	9 - Daniel Schloss	4 - Michael Griego	18 - Daniel Schloss
1998	5 - Jason Melendez	5 - Jason Melendez	15 - Jason Melendez
1999	8 - Jason Melendez	4 - Jason Melendez	20 - Jason Melendez
2000	9 - Jason Melendez	6 - Jason Melendez	24 - Jason Melendez
2001	8 - Alex Hernandez	7 - Jason Melendez	21 - Jason Melendez
2002	11 - Alex Hernandez	11 - Alex Hernandez	33 - Alex Hernandez
2003	12 - Alex Hernandez	4 - Three players	28 - Alex Hernandez
2004	7 - Rod Dyachenko	2 - Four players	16 - Rod Dyachenko
2005	8 - Rod Dyachenko	3 - Two players	17 - Rod Dyachenko
2006	4 - Lamar Neagle	5 - Nicholas Paterson	11 - Lamar Neagle
2007	9 - Lamar Neagle	4 - Daniel Cruz	20 - Lamar Neagle
2008	9 - Lamar Neagle	4 - Ben Haugland	18 - Lamar Neagle
2009	8 - Two players	4 - Roberto Farfan	19 - Nick Marshall
2010	6 - Stephen Sifuentes	3 - Two players	15 - Stephen Sifuentes
2011	6 - Salvador Bernal	3 - Jonny Espinoza	14 - Salvador Bernal
2012	8 - Salvador Bernal	5 - Salvador Bernal	21 - Salvador Bernal
2013	6 - Two players	6 - Two players	16 - Rodrigo Fuentes
2014	8 - Salvador Bernal	6 - Two players	19 - Salvador Bernal
2015	14 - Danny Musovski	5 - Danny Musovski	33 - Danny Musovski
2016	12 - Danny Musovski	6 - Two players	30 - Danny Musovski
2017	15 - Danny Musovski	6 - Three players	36 - Danny Musovski
2018	10 - Marco Gonzalez	10- Nico Clasen	23- Marco Gonzalez
2019	11 - Timo Mehlich	3 - Three players	23 - Timo Mehlich
2020-21	3 - Bailey Letherman	3 - Two players	9 - Bailey Letherman
2021	8 - Aedon Kyra	9 - Marco Gonzalez	19 - Two players
2022	4 - Nico Clasen	2 - Hayden Prasad	8 - Nico Clasen
2023	7 - Nico Lopez	5 - Nico Lopez	19 - Nico Lopez
2024	7 - Nico Lopez	3 - Brophy Howard	16 - Nico Lopez
2025	4 - Bryce Allred	3 - Jonah Craig/Sawyer Crisostomo/Tyler Ware	9 - Bryce Allred/Tyler Ware

ALL-TIME ASSISTANT COACHES

Arbelaez, Victor	1981	Gunther, Billy	1987-88	Ryerson, Rob	1993
Armstrong, Matt	2012	Hamilton, Michael	2006-07	Schell, Dan	2008-11, 2013-18
Brown, Chad	2006-09	Lehtinen, Ralph	1981	Sparks, Roy	1977
Cohen, David	1982-83, 84-85	Perez, Ralph	1986	Tsironis, Fonda	1982
Connors, Liam	2010-20	Preus, Mitch	1974-75	Uderitz, Scott	1995
D'Amelio, Frank	**1998-2005, 2013-**	Pryer, Terry	1996-97, 1998-99	**Valencia, Camilo**	**2017-**
Friedman, Alan	1980	Ryerson, Rich	2008-09		

LETTERWINNERS
SEVEN NCAA APPEARANCES

A

Abdalla, Dan 1994-97
Abdalla, Todd 1997
Abrego, Richard 2007-08, 2010-11
Abukusumo, Mochtar 1994
Abukusumo, Ubusuku 1994
Acero, Ricky 2012-14
Ackah, Robert 1998-00
Ackley, Corey 2012-15
Adame, Enrique 2016-19
Adagwuni, Simon 2007
Adams, Jacob 1998-00
Akebrand, Reine 1995
Akins, T'Jon 1995-98
Allen, Tyler 2016-19
Andersen, Lasse 1996-97
Anderson, Danny 1985-88
Angelo, Jeremy 1991-93
Anibal, Eddie 1985-88
Anibal, Mark 1983
Arbelaez, Victor 2002-04
Arenaz, Mark 1974
Arredondo, Eduardo 2003-04
Arsenault, Jeff 1980-81
Atilla, Bleda 1975-78

B

Bailey, Calvin 2006-07
Bailey, Tracy 1981
Bain, Brendon 2001-04
Balelo, Blake 2014-2015
Barber, Daniel 1989-92
Barilla, Jim 1979
Barto, Geoff 1996-99
Beck, Clint 1987-90
Bernal, Salvador 2011-14
Berrios, Alexis 2016
Betancourt, Damian 1980-81
Betz, Lukas 2019-21
Bianchi, Nicholas 2020-21
Bird, Al 1985
Bindrup, Ryan 1997-00
Bledsoe, Ryan 1998-99
Bloom, Charlie 1976-77
Boehmer, Bob 1974-76
Bohn, Nathan 2015-18
Bolden, Reggie 1999-02
Borgel, Doug 1987-90
Bowlin, Taylor 2009
Bradley, Steve 1974
Bradshaw, Damon 1994
Brainin, Alan 1986
Branson, Scott 2010-11
Brent, Jordan 2002-06
Briare, Bill 1974-77
Briare, Donald 1977
Brody, Scott 1990-92
Bryan, David 2006-08
Buckwalter, Bryce 1995
Burgess, Rick 1975
Burneo, Ryan 2006-09
Burns, Donald 1982
Butz, Alan 1985
Byrnes, Eddie 1980-82
Bywaters, Omar 2004-05

C

Callcott, Benjamin 1991-93
Calloway, Michael 1980-81
Calvin, Nathan 1990
Calvo, Jaime 2007-10
Canada, Tyler 2004
Carbajal, Cesar 2022-
Carbone, Sal 1985-89
Cariss, Ryan 1999-01
Caronia, Charles 1990
Carr, Jeff 1981
Carstens, Thies 1991-92
Cavaricci, Frank 1975
Chavez, Jordan 2015-19
Clark, Pat 1974
Clasen, Nico 2018-22
Claudio, Gabriel 2020-21
Clausen, Clint 1992
Clayton, Brian 1978
Cline, Chris 1986
Clitheroe, Peter 2002-05
Cochrane, Ryan 2000-04
Cohen, David 1977-81
Coletti, Connor 2011-14
Comstock, Eric 1992
Cook, Simon 2010-11
Cooper, Maliq 2016
Copeland, Artie 1991-93
Cormany, Joe 1990-93
Craig, Jonah 2022-
Crawley, John 2007-08
Crawley, Josh 1988-89
Crew, Duane 1975
Crew, Russell 1979-80
Cruz, Danny 2007-08
Cruz, Leo 1999-00
Cuartas, Allan 2022-
Curry, Tom 1984
Cvetinovic, Filip 2017-19

D

Dane, Tim 1980
Davis, Rick 1986-88

DeBellis, Jeff 1981
Decker, Michael 1984
De LaPaz, Alberto 1974
De LaPaz, Enrique 1974
DeLeon, Nicholas 2008-09
Delgado, Rob 1996-97
Deloso-Flocco, Angelo 2018
Dembskey, Greg 1984-87
Denman, Tim 1992
Dennis, Justin 2001-02
Detmer, Phil 1993-96
Diaz, Daniel 2017
Diaz, Memo 2016-17
Dickinson, Paul 1999
DiOrio, Adam 1990
DiOrio, Jason 1988
Ditmore, Daryn 1989-90
Dragomir, Julien 2014
Drye, James 2016-19
Duenas Jr, Miguel 2019-22
DuHaney, Michael 1992-94
Dunning, Jon 2002-05
Dunseath, Dean 1977
Dyachenko, Rod 2002-05

E

Eiman, Perry 1980-82
Emslie, Rory 2010-11
Eng, Jason 2016-18
Enquist, Jeff 1986
Erickson, Ben 1990-93
Espinoza, Jonny 2009-12
Etzel, Dan 1976-77

F

Farfan, Roberto 2009
Farias, Ivan 2017
Farris, Ivan 1983-86
Faulds, Adam 1988-89
Ferenbaugh, Willis 1992
Fernandez, Eloy 1981
Fields, Harry 1982-85
Fields, Randy 1979
Flores, Herbert 2003-04
Forbach, Bryan 1981-83
Forget, Barry 1974-77
Forget, Kelly 1975-78
Frederick, Kelly 2001-02
Friel, Andrew 2007-09
Fuentes, Rodrigo 2012-15

G

Gaddy, Alan 1976-78
Gallia, Bart 1992-95
Gamble, Jerry 1980-82
Garcia, Robert 2009-12
Gariba, Lester 2018
Garnes, Richard 2012-16
Gins, Noah 1993-94
Giraldo, Daniel 1991
Gleason, Drew 2008-10
Gonzalez, Marco 2017-
Goo, Aaron 2012-15
Goo, Skyler 2019-22
Graham, Scott 1995-96
Granger, Brock 2009
Greer, Marcus 2010
Griego, Michael 1995-98
Guerrero, James 1995-96
Gunther, Billy 1983

H

Hafeman, Brett 2005-06
Hafner, Valentin 2020
Hamilton, Jay 1997-99
Handleman, Mark 1976
Harding, Ryan 2010-14
Hardison, Allen 2008
Harnasch, Julian 2007-09
Harris, Matt 2002
Harris, Trevor 2004
Hartwell, Carlton 1995
Haugland, Ben 2005-08
Heck, Romain 2022-
Heidaran, Mohammad Ali 1981-82
Henderson, Chris 2001-04
Hernandez, Alex 2000-03
Hernandez, Sebastian 2013-14
Hernandez, Tony 1982
Hertzel, David 1974
Hiepen, Louis 2020-23
Holey, Dan 1976
Holt, Coby 1994-95
Homan, Tim 1984
Hooker, Andrew 1998-01
Hooker, Ben 1998-02
Hopper, Eric 2003
Horner, Austin 2008
Howard, Brophy 2022-
Howes, Bill 1980-82
Howser, Brian 1975
Huggins, Todd 1993-94

I

Inghram, Rick 1974-76
Iocco, Leandro 2002-03
Isleib, Dave 2002

J

Jackson, Spencer 2016-18
Jacobson, Steve 1980-82
Jasenski, Trey 2009
Jazayeri, Nader 2000-01
Jeannin, Takumi 2016
Johansson, Eddie 1987
Jones, Billy 2019-21
Johnson, Matt 2003-04

K

Kahn, Steve 1978-81
Kamdem, Bradley 2013-15
Karas, Robert 1989-90
Karim, Abdul 1982
Katz, Eric 1994-95
Keith, Adam 1987-88
Keith, Simon 1987-88
Kennedy, Dave 1974
Kenny, Martin 2005-06
Khamvongsa, Jason 2012-15
King, Nathan 1991-92
Kirkhart, Matt 1996
Kiuru, Esko 1975
Kokavecz, Gergely 1997
Komalarajun, Varut 1974-75
Kuball, Gary 1974
Kupfer, Zach 2009-11
Kurcz, Tony 1980-81
Kurtz, Bay 2018
Kyra, Aedon 2020-21

L

Langa, Steve 1974
Lange, Kai 2021-
Lara, Carlos 2013-14
Larson, Clint 1992
Lauver, Dennis 1979
Lavelle, John 1992-94
Lavietes, Louis 1974
Lawrence, Patrick 1983-84
Leaver, Ryan 1993
Lehtinen, Ralph 1977-80
Letherman, Bailey 2018-21
Likulia, Nicolas 2021
Linton, John 1979
Litwin, John 1984
Lopez, Ivan 2017-18
Louis, Richie 1990-93
Lozzi, Tom 1979
Lucas, John 1982-83
Lunkwitz, Kevin 1999-01
Lunkwitz, Paul 1998-99
Lyerly, Ron 1976
Lynam, John 2018-20

M

Madrid, Michael 1987-91
Mancuso, Joey 1991-94
Manthey,Austin 2017-18
Marshall, Nick 2009-12
Martinez, Chuck 1974-76
Martinez, Efraim 1978
Martinez, Frankie 2022-
Martino-Serrano, Bryan 2019-20
Massey, Cody 2014-17
May, Paul 1974
Mays, Casey 1995-96
McCardell, Tim 1986
McClenachan, Steve 1978-79
McCool, Cole 2003-06
McCool, Taylor 2003-04
McDermott, John 1977-78
McGarry, Tim 1978-79
McKay, Joshua 1990
McKenna, George 1984-87
McKusick, Jim 1978-79
McNicol, B.J. 1996-99
Mecham, Jake 2018-19
Medina, Bubu 2021-
Medina, Kiko 1995-98
Meek, Michael 2000-01, 2003
Mehlich, Timo 2016-19
Melendez, Jason 1998-01
Mellies, Kyle 2011-14
Mendoza, Jose 2010-13
Meola, Billy 1978
Mielbrecht, Emmet 1989-91
Militello, Dominic 1987-88
Miller, Jared 2003
Miller, Russell 1998
Miller, Tom 1992-93
Mills, Kieran 2016-17
Minard, Theo 2022-
Minigil, Randy 1975
Mitchell, James 1993-95
Montoya, Dave 1976-79
Mota, Mike 2009-12
Moran, Daniel 2015-19
Moreland, Rob 1983-84
Mummey, Jonathan 2007-09
Murillo, Tony 2015
Musovski, Adam 2015-18
Musovski, Danny 2014-17
Muuss, Paul 1976-78

N

Neagle, Lamar 2005-08
Neale, Daniel 2017
Neel, Todd 1987-89
Newbry, Glen 1977-79
Nicholson, Sam 2010
Nietling, Jay 1980-81
Nordfors, K.C 2000
Nute, Kevin 1986-89

O

Ockford, Ryan 2017
Odle, Cliff 1987-90
Olejnik, Mark 1984-85
Omidiji Jr., Lateef 2021
Orci, Eddie 1984
Orci, Michael 1982-83
Ornelas, Sal 2007-09
O'Rourke, Terry 1975
Owens, Mark 2006-07

P

Paananen, Kristian 2001-04
Packer, Daniel 1991-93
Pak, John 1991
Panther, Shane 2010-11
Parrish, Paul 1976-77
Partida, Jesus 2017-21
Partida, Kevin 2013-17
Paterson, Nicholas 2005-08
Pauls, Kevin 2000
Pavlantos, George 1995
Pederson, Wayne 1974-76
Pedoen, Domminick 1983
Pelluaga, Hank 1974
Perez, Chris 2016
Petersen, Murray 1977-79
Peterson, Ethan 2022-
Petersson, Jens 1985-86
Phillips, Kevin 1975
Pisch, Ben 2005-06
Pitt, Marquis 2016-17
Porter, Rick 1975
Portugal, Julian 2011-14
Prasad, Hayden 2019-22
Pribil, Jerry 1989-90
Pryer, Terry 1990-91

Q

Quevedo, Alexis 2015-16

R

Rafferty, Terrence 1982
Reibeiro, Jon 1982
Reid, Mason 2020-21
Rensing, Darek 1996-97
Ricci, Fabrizio 2008
Rice, Becca 2021
Richter, Steve 1979-80
Ridley, Matthew 2020-21
Rilee, Rus 1993-94
Ritchie, Shawn 1986-87
Rivas, Joaquin 2010-13
Roberts, P.J. 1993-95
Roberts, Todd 1996-99
Robertson, Ryan 2010-12
Rodriguez, Abdel 2014-15
Rodriguez, Andy 2012-15
Rodriguez, Eddie 1980-82
Rodriguez, Peter 2006-09
Roell, Andreas 1994-97
Rojas, Daniel 2022-
Romero, Alfonso 1997-98
Romero, John 1976-79
Rootes, John 1982-83
Ryan, Connor 2016-19
Ryerson, Kenny 1986-89
Ryerson, Rich 1983-86
Ryerson, Rob 1982-85
Ryerson, Tim 1989

S

Saenz, Lionel 1983-84
Salomone, Joe 1976
Sanchez, Chilo 2019-21
Sanchez, Gabe 2022-24
Schaan, Chris 1988
Schell, Curtis (Dan) 1990-94
Schloss, Daniel 1997
Scibilia, Wayde 2016
Sepede, Gary 1979
Sessoms, Donovan 2022-
Sheparovich, Mike 1982-86
Shota, Takada 2014-17
Shutt, Patrick 1986
Sibley, Craig 1975
Sierra, Mike 1977-78
Sifuentes, Stephen 2007-10
Singer, Bob 1974-75
Sjoevoll, Espen 2002, 2004
Slick, John 1991
Smith, Forrest 2005
Smyth, Grant 2019-20
Somera, Irvin 2013-15
Dylan Soresman 2019-20
Soresman, Gary 1983-86
Soro, Angelo 2010
Sotelo, Ken 1980

Spaulding, Gavin....1984-88
Sparks, Roy....1974-76
Sprague, Brandon....2005-06
Starbird, Joshua....2004-05
Stock, Mark....2002-03
Stollerman, Ben....2002
Storrs, Brent....1999-00
Swanson, Roland....2006-09
Sway, Andrew....2022-
Sweeney, Josh....1996

T

Taber, Rob....1982-85
Tabor, Cliff....1974-75
Tabor, Glen....1978-79, 1982
Tabor, Roger....1976, 1978-79
Takada, Shota....2014-17
Talvio, Tuomas....1999-02
Tapia, Tony....1997-98
Taylor, Dale....1980-83
Thompson, Matt....1997-00
Thompson, Mike....1974-75
Trafford, Mason....2004-07
Trevino, Todd....1994
Trujillo, Rick....1978-80
Turchi, Tyler....1998-01

U

Uderitz, Keegan....2005-08
Uderitz, Scott....1989-92
Utsman, Ryan....1995-97

V

Valencia, Camilo....2008-10
Van Betten, Tom....1989
Van Groski, Bob....1988-89
Vega, Eddie....2012
Vejlo, Oskar....2013
Velazquez, Oscar....2014-2017
Vitale, Joe....2012-13
Vogel, Michael....2022-
Voydat, Jim....1984-85

W

Wale, Jeff....1986-87, 1989
Wallace, Kirk....1981
Walker, Ronald....1987
Wessel, Chris....2004-05
Williams, Nick....2019-22
Wilson, Allan....1980-81
Wilson, Brian....1995-96
Wren, Sam....2019-22

1983 FAR WEST REGIONAL - FIRST ROUND
Nov. 16, 1983 - Peter Johann Memorial Field
Las Vegas, Nev. - Attendance: 1,300

	1st	2nd	OT	OT	Total
California	0	1	0	0	1
UNLV	1	0	1	1	3

Goal	Team	Time	Assist
Rich Ryerson	UNLV	32:00	Gary Soresman
Mike Deleray	Cal	75:30	Mike Nieto
Ivan Farris	UNLV	93:20	unassisted
John Rootes	UNLV	104:05	Rob Ryerson

1983 FAR WEST REGIONAL - FINAL
Nov. 20, 1983 - Peter Johann Memorial Field
Las Vegas, Nev. - Attendance: 780

	1st	2nd	Total
San Francisco	2	1	3
UNLV	1	1	2

Goal	Team	Time	Assist
Rob Taber	UNLV	21:21	unassisted
Thierry Blanson	USF	32:45	Robert Magalhaes
Theo Narvestad	USF	39:15	Thierry Blanson
Per Haugvalstad	USF	61:55	Jan Schiefloe
Patrick Lawrence	UNLV	75:19	John Lucas

1984 FAR WEST REGIONAL - FIRST ROUND
Nov. 16, 1984 - Peter Johann Memorial Field
Las Vegas, Nev. - Attendance: 697

	1st	2nd	OT	OT	Total
San Francisco	1	0	1	0	2
UNLV	1	0	0	0	1

Goal	Team	Time	Assist
Gavin Spaulding	UNLV	11:21	Rob Taber
Robert Magalhaes	USF	32:16	Ken Boardman
Thierry Blanson	USF	99:58	Marco Lucchetta

1985 FAR WEST REGIONAL - FIRST ROUND
Nov. 17, 1985 - Peter Johann Memorial Field
Las Vegas, Nev. - Attendance: 1,482

	1st	2nd	Total
Fresno State	0	1	1
UNLV	1	1	2

Goal	Team	Time	Assist
Rob Ryerson	UNLV	15:01	Sal Carbone
Rich Ryerson	UNLV	70:03	Rob Taber, Sal Carbone
Tom Gleason	FSU	73:15	Dan Dutra

1985 FAR WEST REGIONAL - FINAL
Nov. 24, 1985 - Bruin Field
Los Angeles, Calif. - Attendance: 800

	1st	2nd	OT	OT	Total
UNLV	0	0	0	0	0
UCLA	0	0	0	1	1

Goal	Team	Time	Assist
Dale Ervine	UCLA	101:07	Mike Getchell

1987 FAR WEST REGIONAL - FIRST ROUND
Nov. 15, 1987 - Peter Johann Memorial Field
Las Vegas, Nev. - Attendance: 1,383

	1st	2nd	Total
San Francisco	0	0	0
UNLV	1	0	1

Goal	Team	Time	Assist
Adam Keith	UNLV	35:44	Jeff Wale, Rick Davis

1988 FAR WEST REGIONAL - FIRST ROUND
Nov. 13, 1988 - Bulldog Stadium
Fresno, Calif. - Attendance: 1,097

	1st	2nd	OT	OT	PK	Total
UNLV	1	0	0	0	(2)	1
Fresno State	1	0	0	0	(4)	2

Goal	Team	Time	Assist
Ken Ryerson	UNLV	7:17	Dominic Militello, Adam Keith
Paul McCully	FSU	7:38	Tim Martin

Penalty Kicks By
FSU - Tim Martin, Kirk Steers, Vu Tran, Haig Shahinian
UNLV - Rick Davis, Doug Borgel

2014 FIRST ROUND
Nov. 20, 2014 - Anteater Stadium
Irvine, Calif. - Attendance: 757

	1st	2nd	Total
UNLV	0	0	0
UC Irvine	2	1	0

Goal	Team	Time	Assist
Ken Ryerson	UNLV	7:17	Dominic Militello, Adam Keith
Paul McCully	FSU	7:38	Tim Martin

2016 FIRST ROUND
Nov. 17, 2016 - SDSU SportsDeck
San Diego, Calif. - Attendance: 1468

	1st	2nd	OT	OT	PK	Total
UNLV	1	0	0	0	(6)	1
San Diego St	0	1	0	0	(5)	1

Goal	Team	Time	Assist
Adam Musovski	UNLV	29:17	Oscar Velazquez
AJ Vergara	SDSU	46:44	unassisted

2016 SECOND ROUND
Nov. 20, 2016 - CIBER Field
Denver, Colo. - Attendance: 1070

	1st	2nd	Total
UNLV	0	0	0
Denver	0	3	3

Goal	Team	Time	Assist
Scott Devoss	Denver	55:05	Karsten Hanlin
Alex Underwood	Denver	69:33	Sam Hamilton
Kortne Ford	Denver	80:32	Alex Underwood

