



MARK WALLINGTON • C: (702) 528-6291 • EMAIL: mark.wallington@unlv.edu • @UNLVFBSID
TIM CASTANEDA • C: (530) 605-7176 • EMAIL: adam.castaneda@unlv.edu • @UNLVtimC



2025 REBEL QUICK FACTS

LV ELEVATION: 2,100 Feet
 UNLV FOUNDED: 1957
 ENROLLMENT: 32,000
 CONFERENCE: Mountain West
 ALL-TIME RECORD: 281-372-4 (58th year)
 MW RECORD: 63-133 (27th year)
 RECORD AT ALLEGIANT: 14-14 (6th year)
 HEAD COACH: Dan Mullen (Ursinus '94)
 RECORD AT UNLV: 0-0 (1st year)
 RECORD OVERALL: 103-61 (14th year)



GAME 1: SEASON OPENER

(#RV/RV) UNLV REBELS (0-0/0-0 Mountain West)



Vs.

Idaho State (0-0/0-0 Big Sky)



DATE: Saturday, Aug. 23, 2025

KICKOFF: 1:03 pm PT

SITE: Allegiant Stadium (61,500/Artificial) Las Vegas

TV: SSEN/MW Network (Matt Neverett, Caleb Herring & Steve Cofield)

RADIO: ESPN 1100 AM & 100.9 FM (Matt Neverett, Caleb Herring & Steve Cofield)

TICKETS: UNLVTickets.com

SATURDAY PREVIEW...

UNLV (0-0), which received votes in both the AP and Coaches' poll, opens its 58th season of football by hosting Idaho State (0-0) in the earliest game in Rebel history ... The Rebels, who are the first team in MW history to improve their win total four consecutive seasons, are also the first program in FBS history (1978) to improve in four straight seasons by multiple victories (finished with 0 in 2020, 2 in '21, 5 in '22, 9 in '23 and 11 last fall) ... To become just the fourth program in FBS history to improve their win total in five straight years, UNLV will have to do it with a largely new cast as the Scarlet & Gray comes into 2025 with the fewest returning starters in the FBS with just two (RB **Jai'Den "Jet" Thomas** on offense and LB **Marsel McDuffie** on defense) ... Things get started earlier than ever for the Rebels as the school last month received permission to move this game from Sept. 13 to Aug. 23 so that the historic world-championship boxing match between **Canelo Alvarez** and **Terence Crawford** can be held at the Rebels' home venue, Allegiant Stadium, as part of Mexican Independence Day festivities ... This marks only the second Week Zero appearance for UNLV in what will be the earliest kickoff in school history, beating the Aug. 27, 2022, game -- also vs. Idaho State ... New head coach **Dan Mullen** is 11-2 all-time in season openers at his two stops leading Mississippi State and Florida, including five straight wins ... UNLV head coaches are 6-7 all-time in their debuts at the school ... UNLV is 27-30 overall in lid-lifters, including 21-10 when they happen at home ... UNLV has won 10 of its last 14 games at Allegiant Stadium ... The broadcast will appear on the Silver State Sports & Entertainment Network (SSEN), which can be viewed on Cox channel 77 or over the air at 5.2 or on YouTubeTV or Fubo.

REBELS vs. BENGALS NOTES...

UNLV leads 7-2 in a series that dates back to Rebel Football's second-year of existence as **Bill Ireland's** squad got by ISU 35-31 in 1969 ... The following season, UNLV traveled to Pocatello and played the first collegiate game staged in Holt Arena (then called the ISU Minidome) on Sept. 26, 1970 ... All nine meetings between these schools have been won by the home team ... UNLV is 32-14 all-time vs. teams that currently make up the Big Sky Conference.

| DATE | OPPONENT | TIME/SCORE | TV | SERIES | ATTEND | THE NOTE TO KNOW |
|----------|-------------------|-------------|--------------|---------------|--------|---|
| Aug. 23 | IDAHO STATE | 1 pm PT | SSEN/MWN | UNLV 7-2 | | UNLV won last 3 meetings by combined score of 186-39 |
| Aug. 29 | at Sam Houston | 6:30 pm PT | CBSSN | First Meeting | | Rebels look to win a game in Texas for third straight fall |
| Sept. 6 | UCLA | 5 pm PT | CBSSN | UCLA 2-0 | | Now B10 members, Bruins visit for first time since '15 |
| Sept. 20 | at Miami (OH) | TBA | TBA | First Meeting | | Rebs face first MAC opponent in a decade |
| Oct. 4 | at Wyoming | 4 pm PT | CBSSN | WYO 14-12 | | Schedule quirk sends UNLV to Laramie for 1st time since '19 |
| Oct. 11 | AIR FORCE | 12:30 pm PT | CBSSN | AFA 18-7 | | UNLV looks for 1st home win over AFA since 2012 |
| Oct. 18 | at Boise State | TBA | Fox Networks | BSU 11-3 | | Rebels face Broncos for 4th time in 23 months |
| Nov. 1 | NEW MEXICO | 12 pm PT | SSEN/MWN | UNLV 14-12 | | UNLV looks to win four straight in series for 1st time |
| Nov. 8 | at Colorado State | TBA | Fox Networks | CSU 16-8-1 | | Rebels make only their 2nd visit to Canvas Stadium |
| Nov. 15 | UTAH STATE | 4 pm PT | CBSSN | USU 18-9 | | UNLV looks to earn 1st home win over Aggies since '08 |
| Nov. 21 | HAWAI'I | 7:30 pm PT | FS1 | UH 19-15 | | Rebels are 11-6 in Las Vegas vs. Rainbow Warriors |
| Nov. 29 | at UNR | 6 pm PT | CBSSN | UNR 28-22 | | UNLV looks to win four straight vs. Pack for 3rd time ever |
| Dec. 5 | MW Championship | TBA | FOX | | | Rebels have played in last two title games |



2024 REBEL RUNDOWN

| | |
|----------------------------------|------|
| Record: | 11-3 |
| Home: | 4-2 |
| Away: | 6-1 |
| Neutral: | 1-0 |
| Day Games (Start before 5 pm): | 3-0 |
| Night Games (Start after 5 pm): | 8-3 |
| TV Games: | 11-3 |
| on FOX | 0-1 |
| on FS1 | 3-1 |
| on ESPN | 2-0 |
| on CBS Sports Network | 4-1 |
| on The CW Network | 1-0 |
| on SSEN | 1-0 |
| When Scoring First: | 8-0 |
| When Opponent Scores First: | 3-3 |
| When Leading at Halftime: | 8-1 |
| When Trailing at Halftime: | 3-2 |
| When Tied at Halftime: | 0-0 |
| When Leading After 3rd Quarter: | 10-1 |
| When Trailing After 3rd Quarter: | 1-1 |
| When Tied After 3rd Quarter: | 0-1 |
| In Overtime Games: | 0-0 |
| When Scoring <20 Points: | 0-1 |
| When Scoring 20-29 Points: | 5-1 |
| When Scoring 30+ Points: | 6-1 |
| When Allowing <20 Points: | 6-0 |
| When Allowing 20-29 Points: | 4-2 |
| When Allowing 30+ Points: | 1-1 |
| When Rushing <100 Yards: | 0-0 |
| When Rushing 100-199 Yards: | 4-2 |
| When Rushing 200+ Yards: | 7-1 |
| When Passing <200 Yards: | 9-2 |
| When Passing 200-299 Yards: | 1-1 |
| When Passing 300+ Yards: | 0-0 |
| When <300 Yards Total Offense: | 2-0 |
| When 300+ Yards Total Offense: | 9-3 |
| When Allowing <100 Yds Rush: | 6-0 |
| When Allowing 100-199 Yds Rush: | 4-2 |
| When Allowing 200+ Yds Rush: | 0-1 |
| When Allowing <200 Yds Pass: | 4-1 |
| When Allowing 200-299 Yds Pass: | 5-1 |
| When Allowing 300+ Yds Pass: | 2-1 |
| When Allowing 400+ Yds Tot Off: | 1-1 |
| When Having 100-Yard Rusher: | 7-1 |
| When Allowing 100-Yard Rusher: | 1-2 |
| When Having 100-Yard Receiver: | 4-1 |
| When Allowing 100-Yard Receiver: | 2-1 |
| When Making No Turnovers: | 5-0 |
| When Making 1-2 Turnovers: | 6-3 |
| When Making 3+ Turnovers: | 0-0 |
| When No Takeaways: | 0-2 |
| When 1-2 Takeways: | 9-1 |
| When 3+ Takeaways: | 2-0 |
| When More Time of Poss: | 6-0 |
| When Playing on Artificial Turf: | 10-3 |
| When Playing on Natural Grass: | 1-0 |
| When Game Decided by TD or Less: | 3-2 |
| When Game Decided by FG or Less: | 2-1 |

#BEaREBEL

REBELATIONS...

P4 LEAGUES REPRESENTED BY NEW UNLV TRANSFERS

| NO. | CONFERENCE |
|-----|------------|
| 12 | SEC |
| 9 | Big Ten |
| 7 | Big 12 |
| 5 | ACC |

With a new coaching staff in place, UNLV is among the nation's leaders in incoming players who previously played at P4 schools. Not surprisingly, the University of Florida is the most common former school with four new Rebels having previously been Gators like their head coach, **Dan Mullen**. Four players also formerly attended LSU and a trio of incoming Rebs once played at Arizona State to lead the list of 33 different P4 schools, including a full dozen incoming transfers having at least one stop in the SEC ... UNLV is coming off its first double-digit win total (11-3) for only the third time in history (1974, 1984) ... All three losses last season came to teams who finished ranked (two vs. #8/9 Boise State and vs. #20/22 Syracuse) ... The Rebels finished 2024 ranked No. 23 in the AP poll, No. 24 in the Coaches poll and No. 24 in the CFP after earning their first-ever national ranking earlier in the season, rising as high as No. 19 in the AP and Coaches list on Dec. 1 ... The Rebels set a program record last season by winning their first six road games to push their streak to eight before falling at Boise State in the MW Championship game ... UNLV has won four consecutive road games vs. non-conference opponents dating back to 2023 ... The Rebels went 10-3 in true road games the last two seasons after only winning eight total road games in the previous six seasons (8-25) ... UNLV's 20 wins in 28 games the last two seasons represent the most victories over any two-season span since the Rebels went a combined 19-5 in 1974-75 as a member of Division II ... Playing on the road as a ranked team for the first in history, UNLV's 27-16 win at SJSU on Nov. 22 capped a regular-season away mark of 6-0 ... The only other seasons UNLV went undefeated on the road during the regular season were its inaugural campaign in 1968 and its NCAA D-II semifinalist season of 1974 when the Rebels played just two away games apiece ... UNLV's 24-13 win over Cal in the 2024 Art of Sport LA Bowl Hosted By Gronk marked its first bowl victory since 2000 ... UNLV has an 8-3 record in non-conference games during the last two seasons after the Rebels only had a combined six such wins from 2018-22 (6-10)... UNLV will play in a professional soccer stadium for the third in the last six years this fall after Sam Houston announced this summer that it will play all of its home games at Shell Energy Stadium in Houston, which is more than 70 miles from the Bearkats' campus in Huntsville. Last year UNLV downed Kansas 23-20 playing at Children's Mercy Park in Kansas City, Kansas, because of stadium construction on the Jayhawks' campus. UNLV's first such outing did not go as well during the shortened Covid season of 2020 as the Rebels fell 34-6 to San Diego State at Dignity Health Sports Park in Carson when the Aztecs were displaced while building a new stadium ... With the Rebs drawing the second-largest crowd to watch the program play at Allegiant Stadium in their home finale vs. UNR (40,122), UNLV shattered its all-time home attendance mark by averaging 32,202 over six games. The previous record was 29,281 in six games in 2007 ... The 504 net rushing yards UNLV gained vs. Utah Tech in its home opener were the most of any team in the nation last season by nearly 50 yards ... UNLV tied for sixth in the nation in turnover margin at plus-14 as the Rebel D has forced at least one turnover in 25 of its last 28 games ... The Rebels did not commit more than one turnover in any of their 14 games last fall (the longest such streak in MW history) ... The Rebels, who were bowl-eligible in back-to-back seasons for the first time ever, are 19-1 the last two years when leading after the third quarter after going 9-0 last fall when scoring first ... After having just one 100-yard individual rushing game in 2023, the Rebs boasted 11 century-mark outings from five different players last fall, including thrice having two in the same game (vs. UNR and at USU and at Hawai'i) ... UNLV staged a historic season on the scoreboard as its 35.4 points-per-game average ranked 15th in the nation and broke the school record of 34.9 PPG set in 1980.

SERIES BREAKDOWN

UNLV LEADS 7-2

| | |
|---------------------|--------------------|
| ISU at UNLV RECORD: | 0-7 |
| UNLV at ISU RECORD: | 0-2 |
| UNLV's LARGEST WIN: | 72 (80-8 in 2015) |
| ISU's LARGEST WIN: | 30 (64-34 in 1970) |

| DATE | SITE | RESULT |
|----------|-----------|------------|
| 11-8-69 | Las Vegas | UNLV 35-31 |
| 9-26-70 | Pocatello | ISU 64-34 |
| 11-23-74 | Las Vegas | UNLV 31-7 |
| 9-20-75 | Pocatello | ISU 15-7 |
| 10-2-76 | Las Vegas | UNLV 31-17 |
| 10-13-84 | Las Vegas | UNLV 33-20 |
| 9-2-06 | Las Vegas | UNLV 54-10 |
| 9-26-15 | Las Vegas | UNLV 80-8 |
| 8-27-22 | Las Vegas | UNLV 52-21 |

UNLV GAMES AT PRO SOCCER STADIUMS

| | |
|-------------------------|-----------------|
| 2025 at Sam Houston | Houston, TX |
| 2024 at Kansas | Kansas City, KS |
| 2020 at San Diego State | Carson, CA |





MORE REBELATIONS...

Four members of Dan Mullen's first UNLV staff were members of last year's program. WR coach **Del Alexander**, who served as interim head coach and led the team to its LA Bowl victory, was retained in his original position as was CB coach **Akeem Davis** and DL coach **Ricky Logo**. New LB coach **Bam Amina** was elevated after serving last fall as a graduate assistant coach ... One new coach hired by Mullen is a familiar face in Las Vegas as longtime NFL defensive guru **Paul Guenther** was named defensive coordinator. Guenther (GUNTHER), who also oversees the UNLV safeties, has coached 21 seasons in the NFL with five different teams, including spending three seasons as the defensive coordinator for the Raiders, including during the franchise's first year in Las Vegas in 2020 ... The Rebs finished tied for seventh in the FBS with 17 team interceptions. In fact, since the beginning of 2022, UNLV's defense has 49 picks, which is the most in the FBS during that span (Oklahoma is second with 46) ... With a win at Houston and a victory at Kansas, UNLV became the first non-conference team ever to have multiple road wins against Big 12 competition in the same season ... Not counting blocks, UNLV has not returned a punt for a touchdown in 23 years -- the longest drought in the nation. The last Rebel to do it was **Troy Mason**, who went 52 yards vs. San Diego State on Oct. 13, 2001, at Sam Boyd Stadium ... However, when **Jai'Den Thomas** went 90 yards into the end zone vs. Fresno State last fall, UNLV snapped a 13-year drought by returning a kickoff for a score for the first time since **Deante Purvis** sprinted 98 yards to the end zone vs. CSU on Oct. 29, 2011 ... UNLV football earned 11 positions on the 2025 Preseason All-Mountain West teams announced by Athlon Sports. RB **Jai'Den Thomas** was a member of the First Team along with senior LB **Marsel McDuffie**, who is the squad's leading returning tackler. Five Rebels -- all transfers -- were named to Athlon's Third Team. QB **Anthony Colandrea** (Virginia) and WR **Troy Omeire** (Arizona State) joined center **Reid Williams** (Chattanooga) on offense while DL **Jalen Lee** (LSU) and S **Jaheem Joseph** (West Virginia) were included on defense. Four new UNLV players were on the Fourth Team: WR **JoJo Earle** (TCU) and OL **Malik McGowan** (North Carolina), DL **Chief Borders** (Pittsburgh) and DB **Amaris Brown** (USF).

THOMAS THE TD TRAIN

Despite having a nickname of "Jet," running back **Jai'Den Thomas** moved from flying under the radar into becoming the nation's top freshman scorer as a freshman in 2023. After holding just the one scholarship offer out of Westlake High School in the Atlanta area, Thomas exploded onto the scene with a dozen rushing touchdowns in 13 games and was the nation's only freshman with more than 11 rushing scores that fall. Jet's seven-yard TD vs. Wyoming gave him the UNLV single-season freshman record, breaking a tie with former quarterback **Armani Rogers** (2017). Last summer he was named to the Watch List for the Doak Walker Award and his encore campaign included leading the squad with 918 yards on the ground along with seven rushing scores. He also added his first career receiving touchdown and returned a kickoff 90 yards for a touchdown vs. Fresno State to give him 21 TDs overall heading into his junior season. After just two years, he already ranks

2023 RUSHING TDS BY A FROSH

| RK | TD | NAME | POS | SCHOOL |
|----|----|----------------|-----|----------|
| 1. | 12 | Jai'Den Thomas | RB | UNLV |
| 2. | 10 | Jalen Buckley | RB | WMU |
| 3. | 9 | Gavin Sawchuk | RB | Oklahoma |
| 4. | 7 | Keith Willis | RB | LA Tech |
| | 7 | Makhi Hughes | RB | Tulane |

ninth in Rebel history with 19 rush scores and needs just one to move into a tie for seventh place.



UNLV CAREER RUSH TOUCHDOWNS

| RK | TD | PLAYER | YEARS |
|-----|----|--------------------|---------|
| 1. | 40 | Lexington Thomas | 2015-18 |
| 2. | 37 | Mike Thomas | 1973-74 |
| 3. | 35 | Tim Cornett | 2010-13 |
| 4. | 34 | Charles Williams | 2016-21 |
| 5. | 25 | Mack Gilchrist | 1968-71 |
| 6. | 24 | Jason Thomas (QB) | 2000-02 |
| 7. | 20 | Glenn Carano (QB) | 1973-76 |
| 8. | 20 | Michael Morton | 1978-81 |
| 9. | 19 | Jai'Den Thomas | 2023-SA |
| 10. | 18 | Armani Rogers (QB) | 2017-19 |

2024 RED ZONE REDUX

UNLV

| | Atts | Scores | TD | FG |
|-------------------------------------|-----------|-----------|-----------|------------|
| at Houston | 4 | 2 | 1 | 1 |
| UTAH TECH | 8 | 8 | 5 | 3 |
| at Kansas | 5 | 4 | 1 | 3 |
| FRESNO STATE | 7 | 6 | 6 | 0 |
| SYRACUSE | 6 | 6 | 4 | 2 |
| at Utah State | 6 | 5 | 3 | 2 |
| at Oregon State | 6 | 6 | 2 | 4 |
| BOISE STATE | 3 | 3 | 2 | 1 |
| at Hawai'i | 5 | 2 | 0 | 2 |
| SAN DIEGO STATE | 8 | 6 | 5 | 1 |
| at San Jose State | 4 | 3 | 1 | 2 |
| UNR | 6 | 5 | 4 | 1 |
| at Boise State | 2 | 0 | 0 | 0 |
| vs. Cal | 1 | 1 | 1 | 0 |
| SEASON TOTAL | 71 | 57 | 35 | 22 |
| PCT. SCORING IN RED ZONE: | | | | 80% |
| PCT. SCORING TD IN RED ZONE: | | | | 49% |

OPPONENTS

| | Atts | Scores | TD | FG |
|-------------------------------------|-----------|-----------|-----------|------------|
| at Houston | 2 | 1 | 1 | 0 |
| UTAH TECH | 1 | 0 | 0 | 0 |
| at Kansas | 3 | 3 | 1 | 2 |
| FRESNO STATE | 2 | 2 | 2 | 0 |
| SYRACUSE | 7 | 6 | 5 | 1 |
| at Utah State | 5 | 4 | 4 | 0 |
| at Oregon State | 4 | 3 | 2 | 1 |
| BOISE STATE | 5 | 5 | 3 | 2 |
| at Hawai'i | 2 | 2 | 1 | 1 |
| SAN DIEGO STATE | 2 | 1 | 1 | 0 |
| at San Jose State | 0 | 0 | 0 | 0 |
| UNR | 2 | 1 | 1 | 0 |
| at Boise State | 2 | 2 | 2 | 0 |
| vs. Cal | 1 | 1 | 0 | 1 |
| SEASON TOTAL | 38 | 31 | 23 | 8 |
| PCT. SCORING IN RED ZONE: | | | | 82% |
| PCT. SCORING TD IN RED ZONE: | | | | 61% |

POINTS OFF TURNOVERS

UNLV

| UNLV | No | PTS | OPP | No | PTS |
|--------------|-----------|-----------|--------------|----------|-----------|
| at Hous | 2 | 10 | at Hous | 1 | 0 |
| UT TECH2 | 3 | | UT TECH1 | | 0 |
| at KS | 2 | 10 | at KS | 0 | 0 |
| FS | 4 | 14 | FS | 0 | 0 |
| SYR | 1 | 7 | SYR | 1 | 7 |
| at USU | 4 | 20 | at USU | 0 | 0 |
| at OSU | 1 | 7 | at OSU | 1 | 0 |
| BSU | 0 | 0 | BSU | 1 | 7 |
| at UH | 1 | 3 | at UH | 0 | 0 |
| SDSU | 2 | 7 | SDSU | 1 | 0 |
| at SJSU | 1 | 3 | at SJSU | 1 | 7 |
| UNR | 2 | 7 | UNR | 1 | 7 |
| at BSU | 0 | 0 | at BSU | 1 | 0 |
| vs. Cal | 1 | 7 | vs. Cal | 0 | 0 |
| TOTAL | 23 | 98 | TOTAL | 9 | 28 |

UNLV: 23 Poss., 17 Scores (74%)
5 FG, 12 TD
OPP: 9 Poss., 4 Scores (44%)
0 FG, 4 TD

#BEaREBEL



2025 FOOTBALL STAFF

FOOTBALL OFFICE: (702) 895-3400

STAFF EMAIL: first name.last name@unlv.edu

Head Coach: Dan Mullen (Ursinus 1994)

Offensive Coordinator/QBs:

Corey Dennis (1st Year/Georgia Tech 2014)

Defensive Coordinator/Safeties:

Paul Guenther (1st Year/Ursinus 1994)

Special Teams Coordinator:

Adam Scheier (1st Year/Dartmouth 1995)

Offensive Line: Mike Sollene (1st Year/LIU Post 2016)

Wide Receivers: Del Alexander (3rd Year/USC 1995)

Running Backs: Quinton Ganther (1st Year/Utah 2012)

Tight Ends: Adrian Mayes (1st Year/Kansas 2008)

Defensive Line: Ricky Logo (3rd Year/NCSU 1992)

Cornerbacks: Akeem Davis (3rd Year/Memphis 2011)

Linebackers: Bam Amina (1st Year/UNLV 2024)

Outside Linebackers:

Jeremy Bruce (1st Year/Campbellsville 2018)

Offensive Analyst: Maxwell Cotton (1st Year)

Offensive Analyst: Joe Denney (1st Year)

Offensive Analyst: Kyle Buckner (2nd Year)

Defensive Analyst: Vontaze Burfict (1st Year)

Defensive Analyst: Marcus Lewis (1st Year)

Special Teams Analyst: Mitch Singler (1st Year)

Director of Strength & Conditioning:

Tanner Maher (1st Year)

Asst., Strength & Conditioning:

Tom Bacchia (1st Year)

Asst., Strength & Conditioning:

Charles Nelson (1st Year)

Asst., Strength & Conditioning:

Malakai Fifita (1st Year)

Chief of Staff: Lee Davis (1st Year)

Director of Football Operations:

Jonathan Clark (1st Year)

Director of Player Personnel:

Jonathan Herd-Bond (1st Year)

Director of Player Development/Community Relations:

Hunkie Cooper (3rd Year)

Director of Executive Operations:

McKenna Johnson (2nd Year)

Director of Recruiting: Jezzie Gornto (1st Year)

Director of Football Equipment:

Josh Hewitt (1st Year)

Asst. AD-Head FB Ath. Trainer:

Fred Donnell (1st Year)

Football Video Coordinator: Ross LoCascio (3rd Year)

Asst. AD-Performance Nutrition:

Kennedy Springer (4th Year)

Football Dietician: Maren McGuire (1st Year)

Assoc. AD-Academic Services:

David Wedley (15th Year)

Football Creative/Social Media:

Jordan Anders (4th Year)

Recruiting Asst./Off. Analyst:

Anthony Zampese (1st Year)

Recruiting Asst./Off. Analyst:

Denzel Nickerson (1st Year)

Recruiting Asst./Def. Analyst: Randy Russell (1st Year)

Recruiting Asst./Def. Analyst: Marvin Bure (1st Year)

#BEaREBEL

LAST 21 OPENING-GAME UNLV QBs

| YEAR | PLAYER | OPPONENT | RESULT |
|------|----------------|----------------------|----------------|
| 2024 | Matthew Sluka | at Houston | W, 27-7 |
| 2023 | Doug Brumfield | BRYANT | W, 44-14 |
| 2022 | Doug Brumfield | IDAHO STATE | W, 52-21 |
| 2021 | Justin Rogers | EASTERN WASH. | L, 35-33 (2OT) |
| 2020 | Max Gilliam | at San Diego State | L, 34-6 |
| 2019 | Armani Rogers | SOUTHERN UTAH | W, 56-23 |
| 2018 | Armani Rogers | at USC | L, 43-21 |
| 2017 | Armani Rogers | HOWARD | L, 43-40 |
| 2016 | Johnny Stanton | JACKSON STATE | W, 63-13 |
| 2015 | Blake Decker | at Northern Illinois | L, 38-30 |
| 2014 | Blake Decker | at Arizona | L, 58-13 |
| 2013 | Nick Sherry | at Minnesota | L, 51-23 |
| 2012 | Nick Sherry | MINNESOTA | L, 30-27 (3OT) |
| 2011 | Caleb Herring | at Wisconsin | L, 51-17 |
| 2010 | Mike Clausen | WISCONSIN | L, 41-21 |
| 2009 | Omar Clayton | SACRAMENTO ST. | W, 38-3 |
| 2008 | Omar Clayton | UTAH STATE | W, 21-17 |
| 2007 | Travis Dixon | at Utah State | W, 23-16 |
| 2006 | Rocky Hinds | IDAHO STATE | W, 54-10 |
| 2005 | Shane Steichen | at New Mexico | L, 24-22 |
| 2004 | Kurt Nantkes | at Tennessee | L, 42-17 |

WHICH QB YOU BE?

The overall list of newcomers from P4 schools this year includes two quarterbacks vying for the starting job this fall -- Virginia junior transfer **Anthony Colandrea** (17 starts for the Cavaliers) and senior transfer **Alex Orji** (3 starts last season for the Wolverines). Whoever takes the first snap behind center Saturday vs. The Bengals will become the 16th different quarterback to start a season opener for the Rebels in the last 22 years



Colandrea



Orji

JET LANDS ON TRIO OF LISTS

UNLV junior running back **Jai'Den "Jet" Thomas** has taken off nationally as he was included in three prestigious award watch lists this summer. Thomas was one of just 45 players in college football included on the 2025 Walter Camp Player of the Year Watch List, earned a spot on the 2025 Doak Walker Award watch list and is one of just 80 players included on the 2025 Maxwell Award Watch List. The Maxwell Award is presented at the end of every season to college football's overall player of the year. Thomas (Atlanta,



GA) is just the fourth Rebel player to earn a spot on the Maxwell preseason list in the last decade and the first running back since **Charles Williams** in 2020. The Forum annually presents the award to the nation's most outstanding college running back. Thomas was previously named 2025 Preseason First Team All-Mountain

West after leading the ranked Rebels in rushing yards last fall with 918 along with seven rushing scores. He also added his first career receiving touchdown and returned a kickoff 90 yards for a touchdown to give him 21 TDs overall heading into his junior season. After just two years, he already ranks ninth in Rebel history with 19 rush scores and needs just one to move into a tie for seventh place.





UNLV HEAD COACH DAN MULLEN

After two years of making history on the field, UNLV football made a historic hire on Dec. 12, 2024, as longtime SEC head coach **Dan Mullen** was appointed the new head coach of the Rebel football program by Director of Athletics **Erick Harper**. A 103-game winner at the University of Florida and Mississippi State University, Mullen returns to the sidelines in Las Vegas after spending the last three seasons as an ESPN college football analyst.

"I am very excited to be a part of the UNLV family," said Mullen. "These past two years, a foundation has been set to compete for championships, including being just one game away from making the College Football Playoff, which is a great testament to where we plan on continuing to be. My expectation is to keep that excitement and momentum alive and produce a team for the University, the City of Las Vegas and the State of Nevada that is going to compete for championships on a regular basis. I look forward to creating excitement for all UNLV Athletics and our goal is to be the premier program in the Mountain West."

The 14th head coach in UNLV history, Mullen, 53, boasts nearly three decades of coaching experience, including 13 as a head coach. He spent nine years at the helm of MSU and a combined eight years at Florida, first as offensive coordinator/quarterbacks coach and returning to Gainesville to lead the program from 2018-21.

Mullen has an 103-61 (.628) overall record, a 7-3 bowl game record while leading a program and has seen 76 players under his guidance drafted in the NFL.

"We are ecstatic to announce the hiring of Dan Mullen, who is both an innovator and nationally respected leader in the sport of football," said Harper. "The momentum of UNLV football continues to skyrocket with Coach Mullen coming aboard and is even more proof that our university is serious about success. Rebel Nation came alive while watching this program reach new heights the last two seasons and we are excited to keep it moving forward under the leadership of someone the caliber of Dan Mullen."

Mullen compiled an overall 34-15 mark in Gainesville over four years and led UF to national prominence in just his first season. He and the Gators took the next step in his second and third seasons with an SEC Championship Game appearance to highlight the 2020 campaign. Registering an 11-2 record in 2019, Mullen and the Gators finished at No. 6 in the final Associated Press Poll, their highest finish since 2009 at No. 3. On the national stage, Mullen became the first head coach in FBS history to win BCS/New Year's Six bowl games in both of his first two seasons with a program. Mullen, who served four seasons (2005-08) as the Gators' offensive coordinator, played a major role in the program winning two SEC and BCS National Titles (2006, 2008), spent nine seasons overseeing the Mississippi State program from 2009-17 before returning to Gainesville. In 2014, Mullen was honored as the National College Football Coach of the Year by the Maxwell Football Club. He also garnered honors as the SEC Coach of the Year in the same season. His tenure with the Bulldogs saw the program ascend to a No. 1 ranking during the regular-season and play in a school-record eight consecutive bowl games.

Before heading to Gainesville for the first time, Mullen coached in the Mountain West as the quarterback coach for former MW-member Utah with head coach **Urban Meyer**, with whom he had spent 10 seasons. While coaching the Ute quarterbacks, Mullen helped develop NFL standout **Alex Smith** - the first overall selection in the 2005 Draft. The 2004 season culminated with Smith earning National Player of the Year honors while also becoming the Utes' first-ever Heisman Trophy finalist.



MULLEN'S RECORD



| YEARS | SCHOOL -- POSITION |
|-----------|--|
| 2024-SA | UNLV -- Head Coach |
| 2018-21 | Florida -- Head Coach |
| 2009-17 | Mississippi State -- Head Coach |
| 2005-08 | Florida -- Offensive Coordinator, QBs |
| 2003-04 | Utah -- Quarterbacks |
| 2001-02 | Bowling Green -- Quarterbacks |
| 1999-2000 | Notre Dame -- Graduate Asst. (Offense) |
| 1998 | Syracuse -- Graduate Assist. (Offense) |
| 1996-97 | Columbia -- Wide Receivers |
| 1994-95 | Wagner -- Wide Receivers |

MULLEN'S RECORD AS HEAD COACH

| YEAR | SCHOOL | ALL | CONF |
|-----------------|-------------------|------------------|--------------|
| 2021 | Florida | 5-6 | 2-6 (SEC) |
| 2020 | Florida | 8-4 | 8-2 (SEC) |
| 2019 | Florida | 11-2 | 6-2 (SEC) |
| 2018 | Florida | 10-3 | 5-3 (SEC) |
| 2017 | Mississippi State | 8-4 | 4-4 (SEC) |
| 2016 | Mississippi State | 6-7 | 3-5 (SEC) |
| 2015 | Mississippi State | 9-4 | 4-4 (SEC) |
| 2014 | Mississippi State | 10-3 | 6-2 (SEC) |
| 2013 | Mississippi State | 7-6 | 3-5 (SEC) |
| 2012 | Mississippi State | 8-5 | 4-4 (SEC) |
| 2011 | Mississippi State | 7-6 | 2-6 (SEC) |
| 2010 | Mississippi State | 9-4 | 4-4 (SEC) |
| 2009 | Mississippi State | 5-7 | 3-5 (SEC) |
| 13 Years | | 103-61 | 54-52 |
| | 34-15 UF | 21-13 UF | |
| | 69-46 MSU | 33-39 MSU | |

POSTSEASON HEAD COACHING HISTORY

| | |
|------|---|
| 2020 | Goodyear Cotton Bowl (Florida) |
| 2020 | SEC Championship Game (Florida) |
| 2019 | Capital One Orange Bowl (Florida) |
| 2018 | Chick-fil-A Peach Bowl (Florida) |
| 2016 | St. Petersburg Bowl (Mississippi State) |
| 2015 | Belk Bowl (Mississippi State) |
| 2014 | Orange Bowl (Mississippi State) |
| 2013 | Liberty Bowl (Mississippi State) |
| 2013 | Gator Bowl (Mississippi State) |
| 2011 | Music City Bowl (Mississippi State) |
| 2011 | Gator Bowl (Mississippi State) |

START CHART

REBEL STARTS

| PLAYER | 2024 | CAREER | CONSEC. |
|------------------------|-----------|-----------|----------|
| Michael Allen | 1 | 1 | -- |
| Anton Ambuehl | 14 | 21 | 14 |
| Johnathan Baldwin | 12 | 36 | 5 |
| Kaleo Ballungay | 9 | 15 | 1 |
| Jae Beasley | 1 | 1 | -- |
| LeShaun Bell | 0 | 3 | -- |
| Austin Boyd | 1 | 4 | -- |
| Jaden Bradley | 2 | 2 | 1 |
| Casey Cain | 4 | 4 | -- |
| Fisher Camac | 8 | 8 | 8 |
| Jalen Catalon | 14 | 14 | 14 |
| Malik Chavis | 10 | 10 | 6 |
| Caden Chittenden | 14 | 14 | 14 |
| Lucas Conti | 3 | 3 | -- |
| Charles Correa | 2 | 2 | -- |
| Jacob De Jesus | 10 | 18 | 4 |
| Jalen Dixon | 6 | 23 | -- |
| Antonio Doyle | 14 | 14 | 14 |
| Jett Elad | 9 | 16 | 3 |
| Cameron Friel | 0 | 10 | -- |
| Devin Green | 2 | 2 | -- |
| Tony Grimes | 12 | 12 | -- |
| Jack Hasz | 14 | 28 | 28 |
| Kylin James | 3 | 3 | -- |
| Tatuo Martinson | 7 | 18 | 3 |
| Marsel McDuffie | 8 | 22 | 6 |
| Christian Moore | 12 | 12 | 9 |
| Waisale Muavesi | 0 | 2 | -- |
| Marshall Nichols | 14 | 40 | 40 |
| Sammy Norris | 1 | 1 | -- |
| Cameron Oliver | 8 | 40 | -- |
| Mani Powell | 7 | 7 | -- |
| Brennon Scott | 0 | 7 | -- |
| Tiger Shanks | 14 | 50 | 29 |
| Matthew Sluka | 3 | 3 | -- |
| Jalen St. John | 14 | 23 | 23 |
| Mathyus Su'a | 13 | 13 | 8 |
| Jae'Den Thomas | 10 | 14 | 8 |
| Corey Thompson Jr. | 3 | 7 | -- |
| Jarvis Ware | 3 | 3 | 1 |
| Cooper Webb | 5 | 8 | -- |
| Ricky White III | 13 | 38 | -- |
| Alexander Whitmore | 11 | 11 | 5 |
| Haji-Malik Williams | 11 | 11 | 11 |
| Jackson Woodard | 14 | 28 | 28 |


Returning players in **BOLD**

QB1(HUNDRED)

When **Haji-Malik Williams** (pictured) finished with 104 net yards rushing vs. UNR in Game 12 of 2024, he became just the second UNLV quarterback to post at least four century-mark game on the ground during his career, joining **Armani Rogers**, who had six from 2017-19. When Williams went for 119 vs. Fresno State earlier in the fall, he became the 14th different signal-caller to finish with at least 100. There have been only 24 such games in history but a full 16 of those have happened since the start of the 2016 season.

100-YD RUSHING GAMES BY A UNLV QB (23)

| RK | YDS | AVG | TD | PLAYER | OPPONENT | YEAR |
|------------|------------|-------------|----------|----------------------------|---------------------|-------------|
| 1. | 193 | 7.7 | 1 | Armani Rogers | at New Mexico | 2017 |
| 2. | 181 | 7.0 | 1 | Armani Rogers | at Arkansas St | 2018 |
| 3. | 165 | 9.2 | 1 | Hunkie Cooper | Oregon State | 1991 |
| 4. | 157 | 9.8 | 1 | Kurt Palandech | Wyoming | 2016 |
| 5. | 148 | 9.3 | 1 | Armani Rogers | at Air Force | 2017 |
| 6. | 147 | 9.8 | 1 | Dalton Sneed | Fresno State | 2016 |
| 7. | 139 | 8.7 | 1 | Max Gilliam | Fresno State | 2020 |
| 8. | 135 | 7.1 | 0 | Omar Clayton | Colorado State | 2007 |
| 9. | 131 | 7.3 | 0 | Johnny Stanton | Idaho | 2016 |
| 10. | 129 | 9.1 | 1 | Travis Dixon | at Utah State | 2007 |
| 11. | 126 | 12.6 | 2 | Jason Thomas | at Hawai'i | 2000 |
| 12. | 124 | 6.5 | 0 | Matthew Sluka | at Kansas | 2024 |
| 13. | 122 | 6.4 | 1 | Haji-Malik Williams | at Hawai'i | 2024 |
| | 122 | 7.6 | 4 | Armani Rogers | Prairie View A&M | 2018 |
| 15. | 119 | 9.9 | 1 | Haji-Malik Williams | Fresno State | 2024 |
| 16. | 111 | 10.4 | 2 | Armani Rogers | Southern Utah | 2019 |
| 17. | 107 | 5.1 | 1 | Jason Thomas | at Iowa State | 2000 |
| 18. | 105 | 5.5 | 1 | Haji-Malik Williams | Boise State | 2024 |
| 19. | 104 | 10.4 | 1 | Haji-Malik Williams | UNR | 2024 |
| 20. | 104 | 6.1 | 1 | Shane Steichen | Idaho | 2005 |
| 21. | 103 | 10.3 | 1 | Armani Rogers | UTEP | 2018 |
| 22. | 103 | 8.6 | 0 | Jason Thomas | at Arkansas | 2001 |
| 23. | 103 | 6.9 | 0 | Derek Stott | Pacific | 1991 |
| 24. | 100 | 8.3 | 2 | Doug Brumfield | North Texas | 2022 |



STATES OF THE PROGRAM

From Hawaii to Florida to Alaska to the United Kingdom and even Down Under -- the 2025 Rebels come from hometowns spread across three continents. In fact, no less than 20 different states and three different countries are represented on this year's roster. While a majority of Rebels naturally hail from California (21), Texas (18), Nevada (14) and Florida (10) have all produced double-digit players. Five natives of Louisiana have come to Las Vegas along with four from Hawai'i and Arizona. Meanwhile, Missouri, Oklahoma and North Carolina are home to no less than three current Rebels while Tennessee, Washington, Utah and Illinois supply two each. Alaska, Colorado, Connecticut, South Carolina and Mississippi all are home to one UNLV player while P **Cam Brown** hails from Australia and OL **James Faminu** is from England.

RECORD CROWD!

The UNLV vs. Boise State game on Friday, Oct. 25, 2024, drew the biggest home crowd in Rebel history as 42,228 fans filled Allegiant Stadium. That total bested the attendance of 42,074 set at Sam Boyd Stadium vs. Wisconsin in 2002. The previous record for a UNLV game in its new home at Allegiant was 35,193 vs. Iowa State in 2021.





FERTITTA FOOTBALL COMPLEX: A STATE-OF-THE ART FOOTBALL HOME

UNLV Athletics celebrated the official ribbon-cutting of its new, \$34.8 million, state-of-the-art training center the Fertitta Football Complex in 2019. The project was made possible because of the largest single gift in its history as the Fertitta Family pledged the initial \$10 million toward construction. The 73,000-square-foot, two-level complex was built on campus in the north end of the team's practice area and overlooks the Ernie Becker Sr. Football Fields at Bill "Wildcat" Morris Rebel Park, which now includes a playing surface installed last summer. The FFC is the day-to-day home of the program and includes an academic center, locker rooms, offices, meeting rooms, strength & conditioning center, media room, training table and nutrition bar, athletic training center, player lounge and even a barbershop.





2025 REBEL FOOTBALL

WEEKLY GAME NOTES

WEEKLY MW WINNERS

OFFENSIVE PLAYERS OF THE WEEK (20)

| | |
|-------------------------|----------------|
| Ricky White III, WR | Nov. 6, 2023 |
| Aidan Robbins, RB | Sept. 19, 2022 |
| Doug Brumfield, QB | Aug. 29, 2022 |
| Charles Williams, RB | Nov. 15, 2021 |
| Kenyon Oblad, QB | Dec. 2, 2019 |
| Armani Rogers, QB | Nov. 20, 2017 |
| Kurt Palandech, QB | Nov. 14, 2016 |
| Devante Davis, WR | Sept. 30, 2013 |
| Caleb Herring, QB | Sept. 16, 2013 |
| Tim Cornett, RB (Co-) | Nov. 15, 2010 |
| Omar Clayton, QB | Sept. 21, 2009 |
| Omar Clayton, QB (Co-) | Sept. 22, 2008 |
| Frank Summers, RB (Co-) | Sept. 24, 2007 |
| Rocky Hinds, QB (Co-) | Nov. 27, 2006 |
| Larry Croom, RB (Co-) | Dec. 2, 2002 |
| Jason Thomas, QB | Nov. 4, 2002 |
| Joe Haro, RB | Oct. 29, 2001 |
| Nate Turner, WR | Nov. 27, 2000 |
| Jason Thomas, QB | Oct. 2, 2000 |
| Jeremi Rudolph, RB | Oct. 11, 1999 |

DEFENSIVE PLAYERS OF THE WEEK (35)

| | |
|---------------------------|----------------|
| Jalen Catalon, S | Oct. 21, 2024 |
| Jackson Woodard, LB | Oct. 14, 2024 |
| Jalen Catalon, S | Sept. 23, 2024 |
| Jackson Woodard, LB | Sept. 16, 2024 |
| Jackson Woodard, LB | Sept. 2, 2024 |
| Marsel McDuffie, LB | Nov. 20, 2023 |
| Johnathan Baldwin, S | Nov. 28, 2022 |
| Austin Ajiake, LB | Sept. 26, 2022 |
| Jericho Flowers, CB | Nov. 25, 2019 |
| Javin White, LB | Oct. 14, 2019 |
| Javin White, DB/LB | Nov. 26, 2018 |
| Jericho Flowers, CB | Nov. 12, 2018 |
| Torry McTyer, CB | Nov. 14, 2016 |
| Tau Lotulelei, LB | Oct. 17, 2016 |
| Ryan McAleenan, LB | Oct. 5, 2015 |
| Tani Maka, LB | Sept. 24, 2012 |
| James Dunlap, DE (Co-) | Oct. 31, 2011 |
| Jason Beauchamp, LB | Oct. 26, 2009 |
| Jason Beauchamp, LB | Sept. 29, 2008 |
| Beau Bell, LB (Co-) | Oct. 29, 2007 |
| Beau Bell, LB (Co-) | Oct. 15, 2007 |
| Beau Bell, LB | Sept. 24, 2007 |
| Beau Bell, LB | Oct. 10, 2005 |
| Jamaal Brimmer, SS | Oct. 11, 2004 |
| Joe Miklos, FS (Co-) | Oct. 4, 2004 |
| Joe Miklos, FS (Co-) | Nov. 3, 2003 |
| Ruscharl Dodd-Mesters, CB | Sept. 22, 2003 |
| Jamaal Brimmer, SS | Sept. 13, 2003 |
| John Andrews, LB | Sept. 1, 2003 |
| Jamaal Brimmer, SS | Oct. 21, 2002 |
| Tyrone Tucker, LB | Oct. 7, 2002 |
| Kevin Thomas, CB | Nov. 19, 2001 |
| Amar Brisco, CB | Nov. 27, 2000 |
| Kevin Thomas, CB | Oct. 2, 2000 |
| Kevin Thomas, CB | Sept. 13, 1999 |

SPECIAL TEAMS PLAYERS OF THE WEEK (34)


| | |
|---------------------------|----------------|
| Caden Chittenden, PK | Nov. 18, 2024 |
| Caden Chittenden, PK | Oct. 21, 2024 |
| Ricky White III, WR | Oct. 7, 2024 |
| Caden Chittenden, PK | Sept. 16, 2024 |
| Jose Pizano, PK | Nov. 13, 2023 |
| Jose Pizano, PK | Oct. 23, 2023 |
| Jose Pizano, PK | Sept. 18, 2023 |
| Daniel Gutierrez, PK | Nov. 28, 2022 |
| Daniel Gutierrez, PK | Nov. 14, 2022 |
| Daniel Gutierrez, PK | Oct. 3, 2022 |
| Daniel Gutierrez, PK | Oct. 30, 2017 |
| Logan Yunker, P | Oct. 5, 2015 |
| Nicolai Bornand, PK | Oct. 13, 2014 |
| Nicolai Bornand, PK | Sept. 8, 2014 |
| Nolan Kohorst, PK | Oct. 14, 2013 |
| Logan Yunker, P | Sept. 30, 2013 |
| Logan Yunker, P | Sept. 23, 2013 |
| Deante Purvis, KR | Oct. 31, 2011 |
| Marcus Sullivan, KR (Co-) | Nov. 29, 2010 |
| Kyle Watson, PK | Nov. 17, 2008 |
| Deante Purvis, KR | Nov. 10, 2008 |
| Malo Taumua, DL (Co-) | Sept. 15, 2008 |
| Sergio Aguayo, PK | Oct. 10, 2005 |
| Sergio Aguayo, PK | Sept. 12, 2005 |
| Dillon Pieffer, PK | Nov. 3, 2003 |
| Dillon Pieffer, PK | Sept. 22, 2003 |
| Gary Cook, P | Sept. 13, 2003 |
| Greg Estandia, TE | Sept. 1, 2003 |
| Dillon Pieffer, PK | Dec. 2, 2002 |
| Troy Mason, PR | Oct. 15, 2001 |
| Gary Cook, P | Oct. 7, 2001 |
| Troy Mason, KR | Nov. 13, 2000 |
| Ray Cheetany, P/PK | Oct. 9, 2000 |
| Duane James, KR | Oct. 11, 1999 |

FRESHMEN OF THE WEEK (11 - New in 2024)

| | |
|----------------------|----------------|
| Caden Chittenden, PK | Oct. 21, 2024 |
| Caden Chittenden, PK | Sept. 23, 2024 |
| Caden Chittenden, PK | Sept. 18, 2024 |
| Greg Burrell, RB | Sept. 9, 2024 |
| Jayden Maiava, QB | Nov. 20, 2023 |
| Jayden Maiava, QB | Nov. 13, 2023 |
| Jayden Maiava, QB | Nov. 6, 2023 |
| Jayden Maiava, QB | Oct. 23, 2023 |
| Jai Den Thomas, RB | Sept. 25, 2023 |
| Jayden Maiava, QB | Sept. 18, 2023 |
| Cameron Friel, QB | Nov. 8, 2021 |

ALLEGiant STADIUM: HOME OF THE REBELS

- Groundbreaking:** Nov. 13, 2017
- Construction:** Jan. 2018-July 2020
- First Football Game:** Raiders vs. Saints, Sept. 21, 2020
- First UNLV Game:** Rebels vs. UNR, Oct. 31, 2020
- Cost:** \$1.9 billion
- Full Capacity:** 61,500
- Playing Surfaces:** Artificial for UNLV/Natural Grass for NFL
- Suites:** 127
- Club Seats:** 8,000
- Escalators:** 48
- Elevators:** 22
- Doors:** 2,200
- Structural Steel:** 28,000 tons
- Trees Planted:** 425
- Concrete:** 105,000 cubic yards
(enough to build a sidewalk from LA to Vegas)
- South Video Board:** 11,000 square feet



#BEaREBEL



NON-SATURDAY FOOTBALL


With 13 of 14 games on national TV this fall, UNLV saw a school-record five contests moved to Fridays. After playing a bowl game last year on a Tuesday, the Rebels have now played at least one game on every day of the week: 29 Friday contests, 19 on Thursday, two on Wednesday (including the LA Bowl) and one each on Sunday, Monday and Tuesday. UNLV holds an overall non-Saturday record of 24-29-1.

UNLV ALL-TIME NON-SATURDAY GAMES

| DAY | DATE | OPPONENT | TV | RESULT | SCORE |
|-----------|----------------|----------------------------|----------|--------|-------------|
| Thursday | Oct. 22, 1970 | At Cal State Fullerton | None | Won | 20-10 |
| Thursday | Nov. 26, 1970 | NEVADA, RENO | None | Won | 42-30 |
| Friday | Sept. 21, 1973 | MARSHALL | None | Won | 31-9 |
| Friday | Nov. 9, 1979 | TENNESSEE STATE | None | Won | 36-28 |
| Friday | Nov. 23, 1979 | LAMAR | None | Tied | 10-10 |
| Thursday | Sept. 2, 1982 | BYU | WTBS | Lost | 27-0 |
| Thursday | Oct. 27, 1983 | SAN DIEGO STATE | WTBS | Won | 28-10 |
| Thursday | Oct. 31, 1985 | NEW MEXICO STATE | ESPN | Won | 17-12 |
| Thursday | Nov. 6, 1986 | FRESNO STATE | ESPN | Lost | 36-7 |
| Thursday | Sept. 2, 1999 | At North Texas | KLAS | Won | 26-3 |
| Thursday | Dec. 21, 2000 | ARKANSAS | ESPN | Won | 31-14 |
| Thursday | Aug. 30, 2001 | At Arkansas | ESPN | Lost | 14-10 |
| Friday | Sept. 7, 2001 | NORTHWESTERN | ESPN | Lost | 37-28 |
| Friday | Aug. 29, 2003 | TOLEDO | ESPN | Won | 28-18 |
| Friday | Sept. 19, 2003 | HAWAII | ESPN2 | Won | 33-22 |
| Sunday | Sept. 5, 2004 | At Tennessee | ESPN | Lost | 42-17 |
| Friday | Oct. 8, 2004 | At BYU | ESPN2 | Won | 24-20 |
| Monday | Sept. 5, 2005 | At New Mexico | ESPN2 | Lost | 24-22 |
| Friday | Nov. 24, 2006 | AIR FORCE | The Mtn. | Won | 42-39 |
| Thursday | Aug. 30, 2007 | At Utah State | LV ONE | Won | 23-16 |
| Thursday | Nov. 13, 2008 | WYOMING | CBS C | Won | 22-14 |
| Thursday | Nov. 18, 2010 | AIR FORCE | CBS C | Lost | 35-20 |
| Thursday | Sept. 1, 2011 | At Wisconsin | ESPN | Lost | 51-17 |
| Thursday | Aug. 30, 2012 | MINNESOTA | CBS SN | Lost | 30-27 (3OT) |
| Thursday | Aug. 28, 2013 | At Minnesota | BTN | Lost | 51-23 |
| Thursday | Nov. 21, 2013 | At Air Force | ESPNU | Won | 41-21 |
| Wednesday | Jan. 1, 2014 | vs. North Texas (HoD Bowl) | ESPNU | Lost | 36-14 |
| Friday | Aug. 29, 2014 | At Arizona | ESPN | Lost | 58-13 |
| Friday | Oct. 10, 2014 | FRESNO STATE | CBS SN | Won | 30-27 (OT) |
| Friday | Oct. 16, 2015 | At Fresno State | ESPN2 | Lost | 31-28 |
| Thursday | Sept. 1, 2016 | JACKSON STATE | MWN/CJ | Won | 63-13 |
| Friday | Nov. 18, 2016 | At Boise State | ESPN2 | Lost | 42-25 |
| Friday | Nov. 10, 2017 | BYU | ESPN2 | Lost | 31-21 |
| Friday | Nov. 17, 2017 | At New Mexico | ESPN2 | Won | 38-35 |
| Friday | Oct. 19, 2018 | AIR FORCE | CBS SN | Lost | 41-35 |
| Friday | Oct. 18, 2019 | At Fresno State | CBS SN | Lost | 56-27 |
| Friday | Nov. 27, 2020 | WYOMING | FS1 | Lost | 45-14 |
| Thursday | Sept. 2, 2021 | EASTERN WASHINGTON | Stadium | Lost | 35-33 (2OT) |
| Friday | Sept. 24, 2021 | at Fresno State | CBS SN | Lost | 38-30 |
| Thursday | Oct. 21, 2021 | SAN JOSE STATE | CBS SN | Lost | 27-20 |
| Friday | Oct. 29, 2021 | at UNR | CBS SN | Lost | 51-20 |
| Friday | Nov. 19, 2021 | SAN DIEGO STATE | CBS SN | Lost | 28-20 |
| Friday | Sept. 30, 2022 | NEW MEXICO | CBS SN | Won | 31-20 |
| Friday | Oct. 7, 2022 | at San Jose State | CBS SN | Lost | 40-7 |
| Friday | Nov. 11, 2022 | FRESNO STATE | CBS SN | Lost | 37-30 |
| Friday | Nov. 10, 2023 | WYOMING | FS1 | Won | 34-14 |
| Tuesday | Dec. 26, 2023 | vs. Kansas | ESPN | Lost | 49-36 |
| Friday | Sept. 13, 2024 | at Kansas | ESPN | Won | 23-20 |
| Friday | Oct. 4, 2024 | SYRACUSE | FS1 | Lost | 44-41 (OT) |
| Friday | Oct. 11, 2024 | at Utah State | CBS SN | Won | 50-34 |
| Friday | Oct. 25, 2024 | BOISE STATE | CBS SN | Lost | 29-24 |
| Friday | Nov. 22, 2024 | at San Jose State | CBS SN | Won | 27-16 |
| Friday | Dec. 6, 2024 | at Boise State | FOX | Lost | 21-7 |
| Wednesday | Dec. 18, 2024 | vs. Cal | ESPN | Won | 24-13 |

SHRINE SHINE

UNLV football placed five players on the East-West Shrine 1000 watch list, which was released this summer by the annual postseason all-star event. The list consists of the best 1,000 players throughout all of college football who are currently all-star game eligible for the 2026 East-West Shrine Bowl and the 2026 NFL Draft class. On offense, the list includes WR **JoJo Earle**, QB **Alex Orji** and C **Reid Williams**. Defensively, DB **Denver Harris** and LB **Justin Flowe** made the cut. The five representatives ranked second in the Mountain West this time around. Two Rebels on last year's list were later selected to play in the postseason game – current Seattle Seahawks WR **Ricky White III** and Houston Texans LB **Jackson Woodard**.



HIGH EXPECTATIONS

UNLV football tied a school record by being picked to finish second in the Mountain West in the preseason media poll. The Rebels, who received four first-place votes and 415 points overall, only trailed Boise State's 643 total points. Those same two teams played in the last two Mountain West Championship games. The only other times UNLV was picked to finish as high as second was last year and also before the 2001 season after **John Robinson's** Rebels downed Arkansas in the 2000 Las Vegas Bowl.

RANK TEAM (1ST-PL VOTES) POINTS

- Boise State (35) 464
- UNLV (4) 415**
- San Jose State 359
- Colorado State 326
- Fresno State 301
- Air Force 280
- Hawai'i 213
- San Diego State 202
- Utah State 165
- Wyoming 150
- New Mexico 84
- UNR 83

SIMPLY REB, PLEASE!

Please remember, UNLV (acronym on all references, please) is home to the REBEL football team -- not the Runnin' Rebels! Only the men's basketball team at UNLV is nicknamed the Runnin' Rebels.

COLLEGE PRESS BOX

collegepressbox is the official media website for Division I football. Access and download game notes, quotes, statistics, media guides, headshots, logos and more for all FBS schools, conferences, postseason games, awards and the College Football Playoff. For access, please register for an account at collegepressbox.com/register.

collegepressbox
SINCE 2005 EVERYTHING BUT THE PREGAME MEAL

#BEaREBEL



2025 REBEL FOOTBALL

WEEKLY GAME NOTES



ANTHONY COLANDREA

10

QUARTERBACK | JR | 6-0 | 205
St. Petersburg, FL | Virginia

SEASON NOTES

- Named 2025 Preseason Third Team All-Mountain West by Athlon
- In two seasons with Virginia, started in 17 games
- Set the UVA freshman single-season records for completions (154), passing yards (1,958) and total offense (2,183) in 2023

CAREER HIGHS

Passing
 Completions.....33, at Wake Forest, 2024
 Atts.....46, vs. Virginia Tech, 2023
 Yards.....377, vs. James Madison, 2023
 TDs.....3, 2x, last at Wake Forest, 2024
 Long.....75, vs. James Madison, 2023

Rushing
 Carries.....20, vs. SMU, 2024
 Yards.....89, at Louisville, 2023
 TDs.....1, last vs. Maryland, 2024
 Long.....35, vs. Richmond, 2024

CAREER STATISTICS

| Passing | | | | | | | |
|--------------|--------------|-------------------|-------------|-------------|-----------|-----------|--|
| Year | G-S | C-A-I | Pct. | Yds | TD | Lg | |
| 2024* | 11-11 | 198-320-11 | 61.9 | 2125 | 13 | 57 | |
| 2023* | 8-6 | 154-246-9 | 62.6 | 1958 | 13 | 75 | |
| Total | 19-17 | 352-566-20 | 62.2 | 4083 | 26 | 75 | |

| Rushing | | | | | | | |
|--------------|--------------|------------|------------|------------|----------|-----------|--|
| Year | G-S | Att | Yds | Avg | TD | Lg | |
| 2024* | 11-11 | 128 | 277 | 2.2 | 2 | 35 | |
| 2023* | 8-6 | 73 | 225 | 3.1 | 0 | 30 | |
| Total | 19-17 | 201 | 502 | 2.7 | 2 | 35 | |

*At Virginia



TROY OMEIRE

0

WIDE RECEIVER | SR | 6-4 | 210
Houston, TX | Texas | Arizona State

SEASON NOTES

- Named 2025 Preseason Third Team All-Mountain West by Athlon and Phil Steele
- Caught two passes for 40 yards against Texas in the CFP quarterfinal in 2024
- Rated a four-star wide receiver by ESPN and Rivals coming out of Fort Bend Austin HS

CAREER HIGHS

Receiving
 Catches.....5, vs. Oregon, 2023
 Yards.....57, vs. Oregon, 2023
 TDs.....1, 3x, last vs. Arizona, 2023
 Long.....31, vs. Arizona, 2023

CAREER STATISTICS

| Receiving | | | | | | | |
|--------------|--------------|-----------|------------|----------|-----------|-------------|--|
| Year | G-S | Rec | Yds | TD | Lg | Avg | |
| 2024* | 12-4 | 5 | 59 | 0 | 23 | 11.8 | |
| 2023* | 9-6 | 20 | 223 | 3 | 31 | 11.1 | |
| 2022# | 4-0 | 1 | 9 | 0 | 9 | 9.0 | |
| 2021# | 0 | 0 | 0 | 0 | 0 | 0.0 | |
| 2020# | Redshirted | | | | | | |
| Total | 25-10 | 26 | 291 | 3 | 31 | 10.6 | |

*At Arizona State #At Texas



ALEX ORJI

1

QUARTERBACK | JR | 6-3 | 240
Sachse, TX | Michigan

SEASON NOTES

- Named to the East-West Shrine Bowl Preseason Watch List
- Started in three games with Michigan in 2024
- Listed as a four-star recruit by On3 and ESPN coming out of Sachse HS

CAREER HIGHS

Passing
 Completions.....10, vs. Minnesota, 2024
 Atts.....18, vs. Minnesota, 2024
 Yards.....86, vs. Minnesota, 2024
 TDs.....1, 3x, last vs. Minnesota, 2024
 Long.....16, vs. Minnesota, 2024

Rushing
 Carries.....13, vs. USC, 2024
 Yards.....64, vs. Michigan State, 2024
 TDs.....1, 4x, last vs. Michigan State, 2024
 Long.....29, 2x, last at Ohio State, 2024

CAREER STATISTICS

| Passing | | | | | | | |
|--------------|-------------|----------------|-------------|------------|----------|-----------|--|
| Year | G-S | C-A-I | Pct. | Yds | TD | Lg | |
| 2024* | 11-3 | 25-47-2 | 53.2 | 150 | 3 | 16 | |
| 2023* | 6-0 | 0-0-0 | 0 | 0 | 0 | 0 | |
| 2022* | 3-0 | 1-1-0 | 100 | 5 | 0 | 5 | |
| Total | 20-3 | 26-48-2 | 76.6 | 155 | 3 | 16 | |

| Rushing | | | | | | | |
|--------------|-------------|-----------|------------|------------|----------|-----------|--|
| Year | G-S | Att | Yds | Avg | TD | Lg | |
| 2024* | 11-3 | 57 | 269 | 4.7 | 1 | 29 | |
| 2023* | 6-0 | 15 | 86 | 5.7 | 1 | 20 | |
| 2022* | 3-0 | 6 | 37 | 6.2 | 2 | 19 | |
| Total | 20-3 | 78 | 392 | 5.5 | 4 | 29 | |

*At Michigan



KOY MOORE

5

WIDE RECEIVER | SR | 6-1 | 200
Kenner, LA | LSU | Auburn | Western Kentucky

SEASON NOTES

- Rated a four-star wide receiver by Rivals and garnered three stars from 247Sports and ESPN coming out of Archbishop Rummel HS

CAREER HIGHS

Receiving
 Catches.....6, vs. Ole Miss, 2020
 Yards.....74, vs. Missouri, 2022
 TDs.....1, vs. Western Kentucky, 2022
 Long.....46, at Ole Miss, 2022

CAREER STATISTICS

| Receiving | | | | | | | |
|--------------|--------------|-----------|------------|----------|-----------|-------------|--|
| Year | G-S | Rec | Yds | TD | Lg | Avg | |
| 2024* | 3-0 | 2 | 27 | 0 | 20 | 13.5 | |
| 2023# | 10-4 | 3 | 24 | 0 | 13 | 8.0 | |
| 2022# | 12-6 | 20 | 314 | 1 | 46 | 15.7 | |
| 2021+ | 6-0 | 5 | 71 | 0 | 28 | 14.2 | |
| 2020+ | 10-1 | 22 | 177 | 0 | 26 | 8.0 | |
| Total | 41-11 | 52 | 613 | 1 | 46 | 11.9 | |

* At Western Kentucky # At Auburn + At LSU



CAMERON FRIEL

7

QUARTERBACK | SR | 6-3 | 230
Kahalu'u, HI | Kailua HS

SEASON NOTES

- A 2025 AFCA Allstate Good Team & Allstate Wuerffel Trophy Nominee
- Currently ranked No. 1 in school history for pass completion percentage at 64.0
- Rated as a three-star prospect coming out of Kailua HS

CAREER HIGHS

Passing
 Completions.....27, vs. UNR, 2021
 Atts.....41, vs. UNR, 2021
 Yards.....307, at UTSA, 2021
 TDs.....2, 2x, last at New Mexico, 2021
 Long.....75, at New Mexico, 2021

Rushing
 Carries.....14, vs. San Jose State, 2021
 Yards.....15, 2x, last vs. San Diego State, 2024
 TDs.....1, 3x, last vs. Fresno State, 2024
 Long.....15, vs. Hawaii, 2021

CAREER STATISTICS

| Passing | | | | | | | |
|--------------|--------------|-------------------|-------------|-------------|----------|-----------|--|
| Year | G-S | C-A-I | Pct. | Yds | TD | Lg | |
| 2024 | 5-0 | 5-6-0 | 83.3 | 64 | 0 | 30 | |
| 2023 | 1-0 | 0-0-0 | 0 | 0 | 0 | 0 | |
| 2022 | 4-2 | 33-49-1 | 67.3 | 364 | 3 | 38 | |
| 2021 | 9-8 | 141-226-11 | 62.4 | 1608 | 6 | 75 | |
| Total | 19-10 | 179-281-12 | 71.0 | 2036 | 9 | 75 | |

| Rushing | | | | | | | |
|--------------|--------------|-----------|-------------|-------------|----------|-----------|--|
| Year | G-S | Att | Yds | Avg | TD | Lg | |
| 2024 | 5-0 | 8 | 29 | 3.6 | 2 | 14 | |
| 2023 | 1-0 | 1 | 1 | 1.0 | 1 | 1 | |
| 2022 | 4-2 | 12 | -68 | -5.7 | 0 | 4 | |
| 2021 | 9-8 | 46 | -74 | -1.6 | 0 | 15 | |
| Total | 19-10 | 67 | -112 | -0.6 | 3 | 15 | |



JADEN BRADLEY

6

WIDE RECEIVER | SR | 6-4 | 195
Fayetteville, NC | Pitt | Charlotte

SEASON NOTES

- Rated a three-star prospect according to 247Sports Composite and On3 coming out of DeMatha Catholic HS

CAREER HIGHS

Receiving
 Catches.....5, vs. Virginia Tech, 2022
 Yards.....66, vs. Virginia Tech, 2022
 TDs.....2, vs. Georgia Tech, 2022
 Long.....42, at Houston, 2023

CAREER STATISTICS

| Receiving | | | | | | | |
|--------------|-------------|-----------|------------|----------|-----------|-------------|--|
| Year | G-S | Rec | Yds | TD | Lg | Avg | |
| 2024 | 14-2 | 9 | 173 | 1 | 42 | 19.2 | |
| 2023* | 2-0 | 0 | 0 | 0 | 0 | 0.0 | |
| 2022# | 6-1 | 10 | 130 | 2 | 37 | 13.0 | |
| 2021# | 12-0 | 9 | 129 | 0 | 28 | 14.3 | |
| Total | 34-3 | 28 | 432 | 3 | 42 | 15.5 | |

* At Charlotte # At Pitt



2025 REBEL FOOTBALL

WEEKLY GAME NOTES



DAEDAE REYNOLDS

3

WIDE RECEIVER | SR | 6-2 | 210
Springfield, IL | Florida | Pitt

SEASON NOTES

- One of head coach Dan Mullen's former Florida players who reunites in Las Vegas
- Started in seven games at wide receiver for Pitt in 2023
- Ranked a four-star recruit by ESPN and Rivals out of Grayson HS

CAREER HIGHS

| Receiving | |
|-----------|--------------------------|
| Catches | 8, at Vanderbilt, 2022 |
| Yards | 165, at Vanderbilt, 2022 |
| TDs | 2, at Vanderbilt, 2022 |
| Long | 74, at Vanderbilt, 2022 |

CAREER STATISTICS

| Receiving | | | | | | |
|--------------|-------------|-----------|------------|----------|-----------|-------------|
| Year | G-S | Rec | Yds | TD | Lg | Avg |
| 2024* | 12-0 | 15 | 189 | 1 | 40 | 12.6 |
| 2023* | 12-7 | 28 | 316 | 0 | 31 | 11.3 |
| 2022# | 8-0 | 11 | 244 | 2 | 74 | 22.2 |
| 2021# | 1-0 | 1 | -5 | 0 | -5 | -5.0 |
| Total | 33-7 | 55 | 744 | 3 | 74 | 10.3 |

* At Pitt # At Florida



JOJO EARLE

11

WIDE RECEIVER | SR | 5-10 | 185
Fort Worth, TX | Alabama | TCU

SEASON NOTES

- Named to 2025 East-West Shrine Bowl Preseason Watch List
- Named Preseason Fourth Team All-Mountain West by Athlon
- Rated a unanimous four-star recruit coming out of Aledo HS

CAREER HIGHS

| Receiving | |
|-----------|---------------------------|
| Catches | 7, vs. Mercer, 2021 |
| Yards | 94, at Oklahoma, 2023 |
| TDs | 1, 5x, last vs. LIU, 2024 |
| Long | 48, at Oklahoma, 2023 |

| Rushing | |
|---------|---------------------|
| Carries | 2, at Kansas, 2024 |
| Yards | 21, at Kansas, 2024 |
| TDs | 0 |
| Long | 16, at Kansas, 2024 |

| Punt Returns | |
|--------------|--------------------------------|
| Att | 3, 4x, last vs. Nicholls, 2023 |
| Yards | 45 at Mercer, 2021 |
| TDs | 0 |
| Long | 30, vs. Nicholls, 2023 |

CAREER STATISTICS

| Receiving | | | | | | |
|--------------|-------------|-----------|------------|----------|-----------|-------------|
| Year | G-S | Rec | Yds | TD | Lg | Avg |
| 2024 | 4-0* | 7 | 37 | 1 | 15 | 5.3 |
| 2023 | 12-1* | 16 | 239 | 2 | 48 | 14.9 |
| 2022 | 8-5# | 12 | 155 | 2 | 42 | 12.9 |
| 2021 | 12-1# | 12 | 148 | 0 | 39 | 12.3 |
| Total | 36-7 | 47 | 579 | 5 | 48 | 11.4 |

| Rushing | | | | | | |
|--------------|-------------|----------|-----------|------------|----------|-----------|
| Year | G-S | Att | Yds | Avg | TD | Lg |
| 2024 | 4-0* | 3 | 30 | 10.0 | 0 | 16 |
| 2023 | 7-0* | 3 | 12 | 4.0 | 0 | 9 |
| 2022 | 8-5# | 0 | 0 | 0 | 0 | 0 |
| 2021 | 12-1# | 0 | 0 | 0 | 0 | 0 |
| Total | 36-7 | 6 | 42 | 7.0 | 0 | 16 |

Punt Returns

| Year | G-S | Att | Yds | TD | Lg | Avg/R | Avg/G |
|--------------|-------------|-----------|------------|----------|-----------|------------|------------|
| 2024 | 4-0* | 0 | 0 | 0 | 0 | 0 | 0 |
| 2023 | 12-1* | 6 | 39 | 0 | 30 | 6.5 | 3.2 |
| 2022 | 8-5# | 0 | 0 | 0 | 0 | 0 | 0 |
| 2021 | 12-1# | 15 | 88 | 0 | 29 | 5.5 | 7.3 |
| Total | 36-7 | 21 | 127 | 0 | 30 | 6.0 | 5.2 |

* At TCU # At Alabama



DEANGELO IRVIN JR.

4

WR/KR/PR | JR | 5-8 | 170
Midwest City, OK | Midwest City HS

SEASON NOTES

- Chosen to represent the squad's offense at the Mountain West Media Days
- A three-star recruit according to On3 out of Midwest City HS

CAREER HIGHS

| Receiving | |
|-----------|---------------------------------------|
| Catches | 2, 3x, last vs. San Diego State, 2024 |
| Yards | 42, vs. Boise State, 2023 |
| TDs | 0 |
| Long | 28, vs. Boise State, 2023 |

| Rushing | |
|---------|-------------------------|
| Carries | 2, at Houston, 2024 |
| Yards | 19, at New Mexico, 2023 |
| TDs | 0 |
| Long | 19, at New Mexico, 2023 |

| Kick Returns | |
|--------------|-----------------------------|
| Att | 4, 2x, last at Hawaii, 2024 |
| Yards | 79, at Boise State, 2024 |
| TDs | 0 |
| Long | 40, at Boise State, 2024 |

| Punt Returns | |
|--------------|-----------------------------|
| Att | 2, 2x, last at Hawaii, 2024 |
| Yards | 49, New Mexico, 2023 |
| TDs | 0 |
| Long | 49, New Mexico, 2023 |

CAREER STATISTICS

| Receiving | | | | | | |
|--------------|-------------|----------|-----------|----------|-----------|------------|
| Year | G-S | Rec | Yds | TD | Lg | Avg |
| 2024 | 13-0 | 5 | 32 | 0 | 13 | 6.4 |
| 2023 | 7-0 | 3 | 37 | 0 | 28 | 12.3 |
| Total | 20-0 | 8 | 69 | 0 | 28 | 9.3 |

| Rushing | | | | | | |
|--------------|-------------|----------|-----------|------------|----------|-----------|
| Year | G-S | Att | Yds | Avg | TD | Lg |
| 2024 | 13-0 | 7 | 38 | 5.4 | 0 | 17 |
| 2023 | 7-0 | 2 | 20 | 10.0 | 0 | 19 |
| Total | 20-0 | 9 | 58 | 7.7 | 0 | 19 |

| Kick Returns | | | | | | | |
|--------------|-------------|-----------|------------|----------|-----------|-------------|-------------|
| Year | G-S | Att | Yds | TD | Lg | Avg/R | Avg/G |
| 2024 | 13-0 | 9 | 177 | 0 | 40 | 19.7 | 13.6 |
| 2023 | 7-0 | 4 | 45 | 0 | 13 | 11.3 | 6.4 |
| Total | 20-0 | 13 | 222 | 0 | 40 | 15.5 | 10.0 |

| Punt Returns | | | | | | | |
|--------------|-------------|----------|-----------|----------|-----------|-------------|------------|
| Year | G-S | Att | Yds | TD | Lg | Avg/R | Avg/G |
| 2024 | 13-0 | 4 | 34 | 0 | 17 | 8.5 | 2.6 |
| 2023 | 7-0 | 2 | 52 | 0 | 49 | 26.0 | 7.4 |
| Total | 20-0 | 6 | 86 | 0 | 49 | 17.2 | 5.0 |



KAYDEN MCGEE

16

WIDE RECEIVER | FR | 6-0 | 170
Muskogee, OK | Muskogee HS

SEASON NOTES

- Caught a 49-yard touchdown pass in the LA Bowl victory over California in 2024
- A three-star wide receiver according to 247Sports, ESPN and Rivals out of Muskogee HS

CAREER HIGHS

| Receiving | |
|-----------|------------------------------|
| Catches | 2, vs. San Diego State, 2024 |
| Yards | 49, vs. California, 2024 |
| TDs | 1, vs. California, 2024 |
| Long | 49, vs. California, 2024 |

CAREER STATISTICS

| Receiving | | | | | | |
|--------------|------------|----------|-----------|----------|-----------|-------------|
| Year | G-S | Rec | Yds | TD | Lg | Avg |
| 2024 | 4-0 | 3 | 97 | 1 | 49 | 32.3 |
| Total | 4-0 | 3 | 97 | 1 | 49 | 32.2 |



JAI'DEN "JET" THOMAS

9

RUNNING BACK | JR | 5-9 | 190
Atlanta, GA | Westlake HS

SEASON NOTES

- Named to the 2025 Doak Walker Award Watch List
- Named to the 2025 Walter Camp Player of the Year Watch List
- Named to the 2025 Maxwell Award Watch List
- Named 2025 Preseason All-Mountain West First Team by Athlon and Second Team by Phil Steele

CAREER HIGHS

| Rushing | |
|---------|-----------------------------|
| Carries | 26, at San Jose State, 2024 |
| Yards | 139, at Utah State, 2024 |
| TDs | 4, at UTEP, 2023 |
| Long | 54, vs. UNR, 2024 |

| Receiving | |
|-----------|-----------------------------|
| Catches | 3, 2x, last at Hawaii, 2024 |
| Yards | 27, at Kansas, 2024 |
| TDs | 1, at Kansas, 2024 |
| Long | 27, at Kansas, 2024 |

| Kick Returns | |
|--------------|-----------------------------|
| Att | 1, 3x, last at Hawaii, 2024 |
| Yards | 90, vs. Fresno State, 2024 |
| TDs | 1, vs. Fresno State, 2024 |
| Long | 90, vs. Fresno State, 2024 |

CAREER STATISTICS

| Rushing | | | | | | |
|--------------|--------------|------------|-------------|------------|-----------|-----------|
| Year | G-S | Att | Yds | Avg | TD | Lg |
| 2024 | 14-10 | 164 | 918 | 5.6 | 7 | 54 |
| 2023 | 13-4 | 108 | 503 | 4.7 | 12 | 46 |
| Total | 27-14 | 272 | 1421 | 5.1 | 19 | 54 |

| Receiving | | | | | | |
|--------------|--------------|-----------|------------|----------|-----------|------------|
| Year | G-S | Rec | Yds | TD | Lg | Avg |
| 2024 | 14-10 | 11 | 91 | 1 | 27 | 8.3 |
| 2023 | 13-4 | 7 | 62 | 0 | 19 | 8.9 |
| Total | 27-14 | 18 | 153 | 1 | 27 | 8.6 |

| Kick Returns | | | | | | | |
|--------------|--------------|----------|------------|----------|-----------|-------------|------------|
| Year | G-S | Att | Yds | TD | Lg | Avg/R | Avg/G |
| 2024 | 14-10 | 3 | 124 | 1 | 90 | 41.3 | 8.9 |
| 2023 | 13-4 | 0 | 0 | 0 | 0 | 0 | 0 |
| Total | 27-14 | 3 | 124 | 1 | 90 | 41.3 | 8.9 |



2025 REBEL FOOTBALL

WEEKLY GAME NOTES



JAYLON GLOVER

20

RUNNING BACK | JR | 5-9 | 205
Lakeland, FL | Utah

SEASON NOTES

- Rated a four-star recruit according to Rivals and a three-star prospect by On3, 247Sports and ESPN coming out of Lake Gibson HS

CAREER HIGHS

Rushing
 Carries25, vs. UCLA, 2023
 Yards107, vs. Colorado, 2023
 TDs2, vs. Southern Utah, 2022
 Long30, vs. Colorado, 2023

Receiving
 Catches1, 8x, last vs. Northwestern, 2023
 Yards18, vs. Northwestern, 2023
 TDs0
 Long18, vs. Northwestern, 2023

CAREER STATISTICS

| Year | G-S | Att | Yds | Avg | TD | Lg |
|--------------|-------------|------------|------------|------------|----------|-----------|
| 2024* | 3-0 | 12 | 60 | 5.0 | 0 | 22 |
| 2023* | 13-1 | 137 | 562 | 4.1 | 2 | 30 |
| 2022* | 9-2 | 78 | 360 | 4.6 | 4 | 29 |
| Total | 25-3 | 227 | 982 | 4.5 | 6 | 30 |

| Year | G-S | Rec | Yds | TD | Lg | Avg |
|--------------|-------------|----------|-----------|----------|-----------|------------|
| 2024* | 3-0 | 0 | 0 | 0 | 0 | 0 |
| 2023* | 13-1 | 7 | 67 | 0 | 18 | 9.6 |
| 2022* | 9-2 | 1 | 6 | 0 | 6 | 6.0 |
| Total | 25-3 | 8 | 73 | 0 | 18 | 7.8 |

*At Utah



KEYVONE LEE

2

RUNNING BACK | SR | 6-0 | 225
St. Petersburg, FL | Penn State | Mississippi State

SEASON NOTES

- Ranked the 88th-best running back transfer in the country by On3 and 89th-best by 247Sports
- Rated a consensus four-star recruit by 247Sports, ESPN and Rivals coming out of American Collegiate Academy

CAREER HIGHS

Rushing
 Carries22, at Michigan, 2020
 Yards134, at Michigan, 2020
 TDs1, 7x, last at ASU, 2024
 Long44, vs. Indiana, 2021

Receiving
 Catches6, vs. Iowa, 2020
 Yards41, vs. Iowa, 2020
 TDs1, at Purdue, 2022
 Long24, vs. Ball State, 2021

CAREER STATISTICS

| Year | G-S | Att | Yds | Avg | TD | Lg |
|--------------|-------------|------------|-------------|------------|----------|-----------|
| 2024* | 4-2 | 29 | 140 | 4.8 | 1 | 18 |
| 2023* | 8-0 | 12 | 75 | 6.3 | 0 | 33 |
| 2022# | 5-0 | 25 | 94 | 3.8 | 0 | 12 |
| 2021# | 13-4 | 108 | 530 | 4.9 | 2 | 44 |
| 2020# | 9-3 | 89 | 438 | 4.9 | 4 | 31 |
| Total | 39-9 | 263 | 1277 | 4.9 | 7 | 44 |

| Year | G-S | Rec | Yds | TD | Lg | Avg |
|--------------|-------------|-----------|------------|----------|-----------|------------|
| 2024* | 4-2 | 3 | 13 | 0 | 12 | 4.3 |
| 2023* | 8-0 | 0 | 0 | 0 | 0 | 0 |
| 2022# | 5-0 | 3 | 23 | 1 | 10 | 7.7 |
| 2021# | 13-4 | 15 | 130 | 0 | 24 | 8.7 |
| 2020# | 9-3 | 12 | 66 | 0 | 14 | 5.5 |
| Total | 39-9 | 33 | 232 | 1 | 24 | 6.5 |

* At Mississippi State # At Penn State



VAR'KEYES GUMMS

30

TIGHT END | SR | 6-2 | 240
Houston TX | North Texas | Arkansas

SEASON NOTES

- One of the top transfer portal TEs, ranked 15th by 247Sports and 22nd by On3 at his position
- A three-star recruit coming out of Dekaney HS

CAREER HIGHS

Receiving
 Catches5, vs. FIU, 2022
 Yards92, at UTSA, 2022
 TDs1, 5x, last vs. FIU, 2022
 Long54, at UNLV, 2022

CAREER STATISTICS

| Year | G-S | Rec | Yds | TD | Lg | Avg |
|--------------|-------------|-----------|------------|----------|-----------|------------|
| 2024* | 5-0 | 1 | 0 | 0 | 0 | 0.0 |
| 2023* | 11-0 | 3 | 26 | 0 | 25 | 8.7 |
| 2022# | 14-6 | 34 | 458 | 5 | 54 | 13.5 |
| 2021# | 3-0 | 0 | 0 | 0 | 0 | 0.0 |
| Total | 33-6 | 38 | 484 | 5 | 54 | 7.4 |

* At Arkansas # At North Texas



NICK ELKSNIS

84

TIGHT END | SR | 6-6 | 250
Jacksonville, FL | Florida | South Carolina

SEASON NOTES

- Reunites with head coach Dan Mullen, whom he played under at Florida
- A four-star recruit according to ESPN coming out of Episcopal HS

CAREER HIGHS

Receiving
 Catches0
 Yards0
 TDs0
 Long0

CAREER STATISTICS

| Year | G-S | Rec | Yds | TD | Lg | Avg |
|--------------|-------------|----------|----------|----------|----------|------------|
| 2024* | 6-0 | 0 | 0 | 0 | 0 | 0.0 |
| 2023* | 7-0 | 0 | 0 | 0 | 0 | 0.0 |
| 2022# | 5-0 | 0 | 0 | 0 | 0 | 0.0 |
| 2021# | 4-0 | 0 | 0 | 0 | 0 | 0.0 |
| Total | 22-0 | 0 | 0 | 0 | 0 | 0.0 |

* At South Carolina # Florida



CADEN COSTA

38

KICKER | SR | 6-0 | 200
Mandeville, LA | Ole Miss | Memphis

SEASON NOTES

- Rated a 247Sports and On3 three-star recruit coming out of Mandeville HS

CAREER HIGHS

Field Goals/PAT
 FGs Made3, vs. Louisville, 2021
 FG Atts3, 4x, last at Florida State, 2024
 Long50, vs. Arkansas, 2021
 Long Att55, vs. Florida State, 2024
 PATs7, 2x, last vs. Tulane, 2021
 Points13, vs. Louisville, 2021

CAREER STATISTICS

| Year | G-S | FG | Pct. | Long | PAT | Pts |
|--------------|-------------|--------------|-------------|-----------|--------------|------------|
| 2024* | 9-0 | 8-13 | 61.5 | 47 | 26-28 | 50 |
| 2023# | 3-0 | 1-1 | 100 | 36 | 6-6 | 9 |
| 2022# | 0 | 0 | 0 | 0 | 0 | 0 |
| 2021# | 11-0 | 14-17 | 82.4 | 50 | 46-48 | 88 |
| Total | 23-0 | 23-31 | 81.3 | 50 | 78-82 | 147 |

* At Memphis # At Ole Miss



CAMERON BROWN

33

PUNTER | FR | 6-2 | 185
Coolangubatta, Queensland, AUS | Currumbin State HS

SEASON NOTES

- A scholarship punter from the Gold Coast in Australia who becomes the program's second booter to hail from down under, following in the footsteps of former Rebel Charlton Butt

CAREER HIGHS

Punting
 Punts0
 Avg0.0
 Long0

CAREER STATISTICS

| Year | G-S | No | Avg. | I20 | 50+ | TB | Long |
|--------------|-----|----|------|-----|-----|----|------|
| 2025 | | | | | | | |
| Total | | | | | | | |



2025 REBEL FOOTBALL

WEEKLY GAME NOTES



JAKE POPE

7

DEFENSIVE BACK | JR | 6-1 | 200
Buford, GA | Alabama | Georgia

SEASON NOTES

- Appeared in four games with the Bulldogs as a reserve DB (vs. Tennessee Tech, Mississippi State, Florida, and UMass)
- Rated a four-star recruit according to ESPN.com, 247Sports, On3 and PrepStar

CAREER HIGHS

| Defense | |
|---------|---|
| Ints | 0 |
| PBUs | 0 |
| Int TDs | 0 |
| TTs | 0 |
| UTs | 0 |
| ATs | 0 |
| Sacks | 0 |
| TFLs | 0 |
| FF | 0 |
| FR | 0 |

CAREER STATISTICS

| Defense | | | | | | | | | | |
|---------|------------|----|----|----|------|-----|----|----|----|-----|
| Year | G-S | TT | UT | AT | Sack | TFL | FF | FR | PD | Int |
| 2024* | 4-0 | 0 | 0 | 0 | 0 | 0 | 0 | 0 | 0 | 0 |
| 2023# | 12-0 | 0 | 0 | 0 | 0 | 0 | 0 | 0 | 0 | 0 |
| 2022# | Redshirted | | | | | | | | | |
| Total | 16-0 | | | | | | | | | |

*At Georgia #At Alabama



JAHEEM JOSEPH

3

DEFENSIVE BACK | SR | 5-10 | 200
Miami, FL | Northwestern | West Virginia

SEASON NOTES

- Named 2025 Preseason Third Team All-Mountain West by Athlon and Fourth Team by Phil Steele
- His previous experience playing in Las Vegas came when he grabbed two INTs in a Northwestern win over Utah at the 2023 Las Vegas Bowl
- A three-star recruit coming out of Monsignor Pace HS in Miami Gardens, FL

CAREER HIGHS

| Defense | |
|---------|------------------------------|
| Ints | 2, vs. Utah, 2023 |
| PBUs | 1, 4x, last at Arizona, 2024 |
| Int TDs | 0 |
| TTs | 9, vs. Duke, 2022 |
| UTs | 7, vs. Duke, 2022 |
| ATs | 3, vs. Penn State, 2024 |
| Sacks | 0 |
| TFLs | 0 |
| FF | 0 |
| FR | 0 |

CAREER STATISTICS

| Defense | | | | | | | | | | |
|---------|-------|----|----|----|------|-----|----|----|----|-----|
| Year | G-S | TT | UT | AT | Sack | TFL | FF | FR | PD | Int |
| 2024* | 13-13 | 41 | 26 | 15 | 0 | 0 | 0 | 0 | 2 | 1 |
| 2023# | 13-6 | 24 | 18 | 6 | 0 | 0 | 0 | 0 | 1 | 3 |
| 2022# | 2-1 | 9 | 7 | 2 | 0 | 0 | 0 | 0 | 1 | 0 |
| 2021# | 9-0 | 4 | 0 | 4 | 0 | 0 | 0 | 0 | 0 | 0 |
| 2020# | 1-0 | 1 | 1 | 0 | 0 | 0 | 0 | 0 | 0 | 0 |
| Total | 38-20 | 79 | 52 | 27 | 0 | 0 | 0 | 0 | 4 | 4 |

*At West Virginia #At Northwestern



LATERRANCE WELCH

0

DEFENSIVE BACK | SR | 6-1 | 190
Lafayette, LA | LSU | Arizona State

SEASON NOTES

- Listed as a four-star cornerback by ESPN, 247Sports and Rivals out of Acadiana HS

CAREER HIGHS

| Defense | |
|---------|---------------------------------|
| Ints | 1, 2x, last at Arizona, 2024 |
| PBUs | 4, at Oklahoma State, 2024 |
| Int TDs | 1, vs. UCF, 2024 |
| TTs | 6, at Cincinnati, 2024 |
| UTs | 4, at Oklahoma State, 2024 |
| ATs | 3, 2x, last at Cincinnati, 2024 |
| Sacks | 0 |
| TFLs | 0.5, at Ole Miss, 2023 |
| FF | 0 |
| FR | 0 |

CAREER STATISTICS

| Defense | | | | | | | | | | |
|---------|------|----|----|----|------|-----|----|----|----|-----|
| Year | G-S | TT | UT | AT | Sack | TFL | FF | FR | PD | Int |
| 2024* | 9-0 | 19 | 13 | 6 | 0 | 0 | 0 | 0 | 7 | 2 |
| 2023# | 9-0 | 10 | 4 | 6 | 0 | 0.5 | 0 | 0 | 1 | 0 |
| 2022# | 13-0 | 4 | 4 | 0 | 0 | 0 | 0 | 0 | 1 | 0 |
| Total | 31-0 | 33 | 21 | 12 | 0 | 0.5 | 0 | 0 | 9 | 2 |

*At Arizona State #At LSU



DENVER HARRIS

2

DEFENSIVE BACK | SR | 6-0 | 190
Houston, TX | Texas A&M | LSU | UTSA

SEASON NOTES

- Named to the East-West Shrine Bowl Preseason Watch List
- Ranked the No. 76 transfer corner by On3.
- Rated a 5-star recruit by On3 and Rivals coming out of North Shore HS

CAREER HIGHS

| Defense | |
|---------|--------------------------------|
| Ints | 0 |
| PBUs | 2, at Mississippi State, 2022 |
| Int TDs | 0 |
| TTs | 5, vs. Arkansas, 2023 |
| UTs | 5, vs. Arkansas, 2023 |
| ATs | 2, vs. Appalachian State, 2022 |
| Sacks | 0 |
| TFLs | 1, at Texas, 2024 |
| FF | 0 |
| FR | 0 |

CAREER STATISTICS

| Defense | | | | | | | | | | |
|---------|------|----|----|----|------|-----|----|----|----|-----|
| Year | G-S | TT | UT | AT | Sack | TFL | FF | FR | PD | Int |
| 2024* | 11-3 | 16 | 14 | 2 | 0 | 1 | 0 | 0 | 3 | 0 |
| 2023# | 5-3 | 7 | 6 | 1 | 0 | 0 | 0 | 0 | 2 | 0 |
| 2022+ | 5-0 | 14 | 10 | 4 | 0 | 0 | 0 | 0 | 3 | 0 |
| Total | 21-6 | 37 | 30 | 7 | 0 | 1 | 0 | 0 | 8 | 0 |

*At UTSA #At LSU +At Texas A&M



ANDREW POWDRELL

4

DEFENSIVE BACK | JR | 5-10 | 180
The Woodlands, TX | Montana State

SEASON NOTES

- Appeared in 27 games with 16 starts for the Bobcats
- Posted one tackle in the 2024 FCS National Championship Game against North Dakota State

CAREER HIGHS

| Defense | |
|---------|--------------------------------|
| Ints | 0 |
| PBUs | 2, at Idaho State, 2024 |
| Int TDs | 0 |
| TTs | 8, at Eastern Washington, 2024 |
| UTs | 4, 2x, last at Montana, 2023 |
| ATs | 5, at Eastern Washington, 2024 |
| Sacks | 0 |
| TFLs | 1.0, at Sacramento State, 2024 |
| FF | 0 |
| FR | 0 |

CAREER STATISTICS

| Defense | | | | | | | | | | |
|---------|-------|----|----|----|------|-----|----|----|----|-----|
| Year | G-S | TT | UT | AT | Sack | TFL | FF | FR | PD | Int |
| 2024* | 16-14 | 41 | 26 | 15 | 0 | 2.0 | 0 | 0 | 7 | 0 |
| 2023* | 11-2 | 27 | 18 | 9 | 0 | 0.5 | 0 | 0 | 2 | 0 |
| Total | 27-16 | 68 | 44 | 24 | 0 | 2.5 | 0 | 0 | 9 | 0 |

*At Montana State



MARSEL MCDUFFIE

8

LINEBACKER | SR | 6-1 | 245
Grand Prairie, TX | South Grand Prairie HS

SEASON NOTES

- Named to the 2025 Preseason All-Mountain West Team
- Named 2025 Preseason First Team All-Mountain West by Athlon and Second Team by Phil Steele
- Rated as a three-star prospect out of South Grand Prairie HS

CAREER HIGHS

| Defense | |
|---------|------------------------------|
| TTs | 15, at Air Force, 2023 |
| UTs | 11, vs. California, 2024 |
| ATs | 12, vs. San Jose State, 2023 |
| Sacks | 1, 3x, last at Hawaii, 2024 |
| TFLs | 2.5, at Houston, 2024 |
| FF | 1, at Air Force, 2023 |
| FR | 0 |
| Ints | 0 |
| PBUs | 2, at San Jose State, 2024 |
| Int TDs | 0 |

CAREER STATISTICS

| Defense | | | | | | | | | | |
|---------|------------|-----|----|----|------|------|----|----|----|-----|
| Year | G-S | TT | UT | AT | Sack | TFL | FF | FR | PD | Int |
| 2024 | 9-8 | 46 | 23 | 23 | 2 | 7.5 | 0 | 0 | 4 | 0 |
| 2023 | 13-13 | 89 | 44 | 45 | 1 | 2.5 | 1 | 0 | 2 | 0 |
| 2022 | 10-1 | 10 | 4 | 6 | 0 | 1.0 | 0 | 0 | 0 | 0 |
| 2021 | Redshirted | | | | | | | | | |
| Total | 32-22 | 145 | 71 | 74 | 3 | 11.0 | 1 | 0 | 6 | 0 |



2025 REBEL FOOTBALL

WEEKLY GAME NOTES



JUSTIN FLOWE

36

LINEBACKER | SR | 6-2 | 230
Chino, CA | Oregon | Arizona

SEASON NOTES

- Named to 2025 East-West Shrine Bowl Preseason Watch List
- Appeared in 17 games over two seasons with the Wildcats
- A consensus five-star prospect out of Upland HS

CAREER HIGHS

| Defense | |
|---------|--------------------------------|
| TTs | 14, Fresno State, 2021 |
| UTs | 5, 2x, last vs. Georgia, 2022 |
| ATs | 11, at Mississippi State, 2023 |
| Sacks | 1, at USC, 2023 |
| TFLs | 1, 4x, last at USC, 2023 |
| FF | 0 |
| FR | 1, at Washington State, 2023 |
| Ints | 0 |
| PBUs | 0 |
| Int TDs | 0 |

CAREER STATISTICS

| Defense | | | | | | | | | | |
|---------|------|----|----|----|------|-----|----|----|----|-----|
| Year | G-S | TT | UT | AT | Sack | TFL | FF | FR | PD | Int |
| 2024* | 4-0 | 0 | 0 | 0 | 0 | 0 | 0 | 0 | 0 | 0 |
| 2023# | 13-4 | 45 | 14 | 31 | 1 | 2.0 | 0 | 1 | 0 | 0 |
| 2022# | 10-2 | 35 | 14 | 21 | 0 | 2.5 | 0 | 0 | 0 | 0 |
| 2021# | 1-1 | 14 | 5 | 9 | 0 | 1.0 | 1 | 0 | 0 | 0 |
| 2020# | 1-0 | 1 | 1 | 0 | 0 | 0 | 0 | 0 | 0 | 0 |
| Total | 29-7 | 95 | 34 | 61 | 1 | 5.5 | 1 | 1 | 0 | 0 |

*At Arizona #At Oregon



CHIEF BORDERS

1

LINEBACKER | SR | 6-4 | 245
Powder Springs, GA | Florida | Nebraska | Pitt

SEASON NOTES

- Named 2025 Preseason Fourth Team All-Mountain West by Athlon
- A four-star recruit according to 247Sports coming out of Heard County HS

CAREER HIGHS

| Defense | |
|---------|-------------------------------------|
| TTs | 3, vs. Michigan, 2023 |
| UTs | 1, 6x, last at Boston College, 2024 |
| ATs | 3, vs. Michigan, 2023 |
| Sacks | 0.5, vs. Kent State, 2024 |
| TFLs | 1, vs. Kent State, 2024 |
| FF | 0 |
| FR | 0 |
| Ints | 0 |
| PBUs | 1, 2x, last vs. Syracuse, 2024 |
| Int TDs | 0 |

CAREER STATISTICS

| Defense | | | | | | | | | | |
|---------|------|----|----|----|------|-----|----|----|----|-----|
| Year | G-S | TT | UT | AT | Sack | TFL | FF | FR | PD | Int |
| 2024* | 13-0 | 12 | 2 | 10 | 0.5 | 1 | 0 | 0 | 1 | 0 |
| 2023# | 11-0 | 9 | 3 | 6 | 0 | 0.5 | 0 | 0 | 1 | 0 |
| 2022+ | 12-0 | 2 | 0 | 2 | 0 | 0 | 0 | 0 | 0 | 0 |
| 2021+ | 4-0 | 1 | 1 | 0 | 0 | 0 | 0 | 0 | 0 | 0 |
| Total | 40-0 | 24 | 6 | 18 | 0.5 | 1.5 | 0 | 0 | 2 | 0 |

*At Pitt #At Nebraska +At Florida



JALEN LEE

92

DEFENSIVE LINE | SR | 6-3 | 300
Watson, LA | Florida | LSU

SEASON NOTES

- Began his career at Florida under head coach Dan Mullen
- Named 2025 Preseason Second Team All-Mountain West by Phil Steele and Third Team by Athlon
- A four-star defensive lineman coming out of Live Oak HS in Louisiana

CAREER HIGHS

| Defense | |
|---------|---------------------------------|
| TTs | 4, vs. Eastern Washington, 2022 |
| UTs | 2, vs. UCF, 2021 |
| ATs | 4, vs. Eastern Washington, 2022 |
| Sacks | 1, vs. Missouri, 2021 |
| TFLs | 1, 2x, last vs. UCF, 2020 |
| FF | 1, vs. Missouri, 2020 |
| FR | 1, vs. Grambling, 2023 |
| Ints | 0 |
| PBUs | 0 |
| Int TDs | 0 |

CAREER STATISTICS

| Defense | | | | | | | | | | |
|---------|------|----|----|----|------|-----|----|----|----|-----|
| Year | G-S | TT | UT | AT | Sack | TFL | FF | FR | PD | Int |
| 2024* | 4-0 | 0 | 0 | 0 | 0 | 0 | 0 | 0 | 0 | 0 |
| 2023* | 7-0 | 2 | 0 | 2 | 0 | 0 | 0 | 1 | 0 | 0 |
| 2022# | 12-3 | 8 | 0 | 8 | 0 | 0.5 | 0 | 0 | 0 | 0 |
| 2021# | 8-1 | 9 | 4 | 5 | 0 | 1.5 | 0 | 0 | 0 | 0 |
| 2020# | 5-0 | 2 | 1 | 1 | 1 | 1 | 1 | 0 | 0 | 0 |
| Total | 36-4 | 21 | 5 | 16 | 1 | 3 | 1 | 1 | 0 | 0 |

*At LSU #At Florida



LUCAS CONTI

94

DEFENSIVE LINE | SO | 6-5 | 290
Corona, CA | Centennial HS

SEASON NOTES

- Started in three games at defensive tackle for the Rebels last season
- A three-star prospect by 247Sports, On3 and ESPN out of Centennial HS

CAREER HIGHS

| Defense | |
|---------|-----------------------------------|
| TTs | 3, vs. Fresno State, 2024 |
| UTs | 1, 2x, last at Oregon State, 2024 |
| ATs | 3, vs. Fresno State, 2024 |
| Sacks | 0 |
| TFLs | 0.5, vs. Utah Tech, 2024 |
| FF | 0 |
| FR | 0 |
| Ints | 0 |
| PBUs | 0 |
| Int TDs | 0 |

CAREER STATISTICS

| Defense | | | | | | | | | | |
|---------|------|----|----|----|------|-----|----|----|----|-----|
| Year | G-S | TT | UT | AT | Sack | TFL | FF | FR | PD | Int |
| 2024 | 11-3 | 9 | 2 | 7 | 0 | 0.5 | 0 | 0 | 0 | 0 |
| 2023 | 2-0 | 1 | 0 | 1 | 0 | 0 | 0 | 0 | 0 | 0 |
| Total | 13-3 | 10 | 2 | 8 | 0 | 0.5 | 0 | 0 | 0 | 0 |



TUNMISE ADELEYE

30

DEFENSIVE END | SR | 6-4 | 275
Katy, TX | Texas A&M | Michigan State | Texas State

SEASON NOTES

- Five-star recruit by Rivals and four-star prospect by ESPN and 247Sports out of Thompkins HS

CAREER HIGHS

| Defense | |
|---------|------------------------------------|
| TTs | 5, vs. Appalachian State, 2022 |
| UTs | 4, vs. Appalachian State, 2022 |
| ATs | 1, 10x, last at Old Dominion, 2024 |
| Sacks | 1.5, vs. Lamar, 2024 |
| TFLs | 1.5, 2x, last vs. Lamar, 2024 |
| FF | 1, at Iowa, 2023 |
| FR | 0 |
| Ints | 0 |
| PBUs | 0 |
| Int TDs | 0 |

CAREER STATISTICS

| Defense | | | | | | | | | | |
|------------------|------|----|----|----|------|-----|----|----|----|-----|
| Year | G-S | TT | UT | AT | Sack | TFL | FF | FR | PD | Int |
| 2024* | 7-0 | 6 | 3 | 3 | 2 | 3.0 | 0 | 0 | 0 | 0 |
| 2023# | 6-1 | 9 | 4 | 5 | 1 | 2.0 | 1 | 0 | 0 | 0 |
| 2022+ | 3-2 | 6 | 4 | 2 | 0 | 0.5 | 0 | 0 | 0 | 0 |
| 2021+ Redshirted | | | | | | | | | | |
| Total | 16-3 | 21 | 11 | 10 | 3 | 5.5 | 1 | 0 | 0 | 0 |

*At Texas State #At Michigan State +At Texas A&M



DONOVAN SPELLMAN

19

LINEBACKER | SR | 6-4 | 230
Greenville, NC | App State | Charlotte

SEASON NOTES

- A three-star prospect according to 247Sports out of Clayton HS

CAREER HIGHS

| Defense | |
|---------|--------------------------------|
| TTs | 4, vs. Citadel, 2022 |
| UTs | 4, vs. Citadel, 2022 |
| ATs | 2, 2x, last at UNC, 2024 |
| Sacks | 1, 5x, last at Indiana, 2024 |
| TFLs | 1.5, 2x, last at Indiana, 2024 |
| FF | 0 |
| FR | 0 |
| Ints | 1, vs. Marshall, 2023 |
| PBUs | 1, vs. Robert Morris, 2022 |
| Int TDs | 0 |

CAREER STATISTICS

| Defense | | | | | | | | | | |
|---------|------|----|----|----|------|-----|----|----|----|-----|
| Year | G-S | TT | UT | AT | Sack | TFL | FF | FR | PD | Int |
| 2024* | 12-0 | 6 | 3 | 3 | 2 | 3 | 0 | 0 | 0 | 0 |
| 2023# | 13-1 | 10 | 5 | 5 | 1 | 2 | 0 | 0 | 0 | 1 |
| 2022# | 7-0 | 7 | 5 | 2 | 2.5 | 2.5 | 0 | 0 | 1 | 0 |
| Total | 32-1 | 23 | 13 | 10 | 5.5 | 7.5 | 0 | 0 | 1 | 1 |

*At Charlotte #At App State



2024 UNLV STATISTICS

UNLV TEAM DATA

| | UNLV | OPP |
|----------------------------------|--------------------|---------------------|
| SCORING | 495 | 298 |
| Points per game | 35.4 | 21.3 |
| Points Off Turnovers | 90 | 28 |
| FIRST DOWNS | 296 | 277 |
| Rushing | 166 | 94 |
| Passing | 106 | 156 |
| Penalty | 24 | 27 |
| RUSHING YARDAGE | 3409 | 1610 |
| Yards gained rushing | 3770 | 2079 |
| Yards lost rushing | 361 | 469 |
| Rushing attempts | 623 | 457 |
| Average per rush | 5.5 | 3.5 |
| Average per game | 243.5 | 115.0 |
| TDs Rushing | 29 | 17 |
| PASSING YARDAGE | 2417 | 3302 |
| Comp-Att-Int | 178-309-6 | 296-517-17 |
| Average per pass | 7.8 | 6.4 |
| Average per catch | 13.6 | 11.2 |
| Average per game | 172.6 | 235.9 |
| TDs Passing | 25 | 20 |
| TOTAL OFFENSE | 5826 | 4912 |
| Total plays | 932 | 974 |
| Average per play | 6.3 | 5.0 |
| Average per game | 416.1 | 350.9 |
| Kick returns: #-Yards | 29-580 | 23-398 |
| Punt returns: #-Yards | 34-406 | 15-74 |
| Int returns: #-Yards | 17-218 | 6-119 |
| Kick return average | 20.0 | 17.3 |
| Punt return average | 11.9 | 4.9 |
| Int return average | 12.8 | 19.8 |
| Fumbles-Lost | 13-3 | 12-6 |
| Penalties-Yards | 78-689 | 90-844 |
| Average per game | 49.2 | 60.3 |
| Punts-Yards | 55-2394 | 77-3092 |
| Average per punt | 43.5 | 40.2 |
| Net punt average | 38.7 | 35.6 |
| Kickoffs-Yards | 98-6237 | 63-3625 |
| Average per kick | 63.6 | 57.5 |
| Net kick average | 40.6 | 35.3 |
| Time of possession / game | 30:12 2 | 9:52 |
| 3rd-down conversion | 79/197 | 65/201 |
| 3rd-down pct | 40% | 32% |
| 4rd-down conversion | 16/23 | 21/35 |
| 4rd-down pct | 70% | 60% |
| Sacks by-Yards | 70% | 60% |
| Misc Yards | 0 | 0 |
| Touchdowns scored | 59 | 38 |
| Field goals - attempts | 27-34 | 11-14 |
| On-Side kicks | 0-0 | 0-2 |
| Red-zone scores | (57-71) 80% | (31-38) 82% |
| Red-zone touchdowns | (36-71) 51% | (23-38) 61% |
| PAT-attempts | (58-59) 98% | (33-33) 100% |
| Attendance | 193,215 | 165,758 |
| Games / Avg per game | 6/32,203 | 7/23,680 |
| Neutral site games | - | 1/24,420 |

2024 RESULTS (11-3, 6-1 MW)

| DATE | OPPONENT | W/L | SCORE | ATTEND. |
|-----------------|------------------------------|----------|-------------------|---------------------|
| Aug. 31 | at Houston | W | 27-7 | 25,750 |
| Sept. 7 | UTAH TECH | W | 72-14 | 24,512 |
| Sept. 13 | at Kansas | W | 23-20 | 21,493 |
| Sept. 28 | FRESNO STATE | W | 59-14 | 24,638 |
| Oct. 4 | SYRACUSE | L | 41-44 (OT) | 31,329 |
| Oct. 11 | at Utah State | W | 50-34 | 20,295 |
| Oct. 19 | at Oregon State | W | 33-25 | 35,195 |
| Oct. 25 | NO. 17/19 BOISE STATE | L | 24-29 | 42,228 |
| Nov. 9 | at Hawai'i | W | 29-27 | 12,691 |
| Nov. 16 | SAN DIEGO STATE | W | 41-20 | 30,386 |
| Nov. 22 | at San José State | W | 27-16 | 13,671 |
| Nov. 30 | UNR | W | 38-14 | 40,122 |
| Dec. 6 | at No. 11/11 Boise State | L | 7-21 | 36,663 [^] |
| Dec. 18 | vs. Cal | W | 24-13 | 24,420 |

*Mountain West Game ^MW Championship Record

| Record | Overall | Home | Away | Neutral |
|----------------|---------|------|------|---------|
| All Games | 11-3 | 4-2 | 6-1 | 1-0 |
| Conference | 6-1 | 3-1 | 3-0 | 0-0 |
| Non-Conference | 4-1 | 1-1 | 3-0 | 0-0 |

SCORE BY QUARTERS

| | 1st | 2nd | 3rd | 4th | OT | Total |
|-----------|-----|-----|-----|-----|----|-------|
| UNLV | 118 | 150 | 111 | 113 | 3 | 495 |
| Opponents | 72 | 86 | 62 | 72 | 6 | 298 |

ATTENDANCE (AVG)

| | | |
|-----------------|------------|-----------|
| Total: | 14/358,973 | 14/25,640 |
| Home: | 6/193,215 | 6/32,203 |
| Away: | 7/165,758 | 7/23,680 |
| Neutral: | 1/24,420 | 1/24,420 |

TOTAL OFFENSE

| PLAYER | G | Plays | Rush | Pass | Total | Avg/G |
|---------------------|-----------|------------|-------------|-------------|-------------|--------------|
| Haji-Malik Williams | 13 | 413 | 851 | 1941 | 2792 | 214.8 |
| Jai'Den Thomas | 14 | 164 | 918 | 0 | 918 | 65.6 |
| Kylin James | 14 | 89 | 653 | 0 | 653 | 46.6 |
| Matthew Sluka | 3 | 87 | 253 | 318 | 571 | 190.3 |
| Greg Burrell | 11 | 65 | 366 | 0 | 366 | 33.3 |
| Devin Green | 12 | 29 | 123 | 0 | 123 | 10.3 |
| Michael Allen | 3 | 19 | 108 | 0 | 108 | 36.0 |
| Jacob De Jesus | 13 | 18 | 101 | 0 | 101 | 7.8 |
| Cameron Friel | 5 | 14 | 29 | 64 | 93 | 18.6 |
| DeAngelo Irvin Jr. | 13 | 8 | 38 | 42 | 80 | 6.2 |
| Marshall Nichols | 14 | 1 | 0 | 52 | 52 | 3.7 |
| Timothy Conerly | 3 | 2 | 15 | 0 | 15 | 5.0 |
| Casey Cain | 13 | 1 | 7 | 0 | 7 | 0.5 |
| Jaden Bradley | 14 | 1 | 6 | 0 | 6 | 0.4 |
| Christian Moore | 13 | 1 | 3 | 0 | 3 | 0.2 |
| Ricky White III | 13 | 1 | 1 | 0 | 1 | 0.1 |
| Team | 14 | 0 | -63 | 0 | -63 | -4.5 |
| Total | 14 | 932 | 3409 | 2417 | 5826 | 416.1 |
| Opponents | 14 | 974 | 1610 | 3302 | 4912 | 350.9 |

PASSING

| PLAYER | G | Effic | C-A-I | Pct | Yds | TD | Lg | Avg/G |
|---------------------|-----------|--------------|-------------------|-------------|-------------|-----------|-----------|--------------|
| Haji-Malik Williams | 13 | 145.1 | 150-252-5 | 59.5 | 1941 | 19 | 53 | 149.3 |
| Matthew Sluka | 3 | 136.5 | 21-48-1 | 43.8 | 318 | 6 | 55 | 106.0 |
| Cameron Friel | 5 | 172.9 | 5-6-0 | 83.3 | 64 | 0 | 30 | 12.8 |
| Marshall Nichols | 14 | 536.8 | 1-1-0 | 100.0 | 52 | 0 | 52 | 3.7 |
| DeAngelo Irvin Jr. | 13 | 452.8 | 1-1-0 | 100.0 | 42 | 0 | 42 | 3.2 |
| Team | 14 | 0.0 | 0-1-0 | 0.0 | 0 | 0 | 0 | 0.0 |
| Total | 14 | 146.1 | 178-309-6 | 57.6 | 2417 | 25 | 55 | 172.6 |
| Opponents | 14 | 117.1 | 296-517-17 | 57.3 | 3302 | 20 | 74 | 235.9 |

2024 UNLV STATISTICS



RUSHING

| PLAYER | G | Att | Gain | Loss | Net | Avg | TD | Lg | Avg/G |
|---------------------|-----------|------------|-------------|------------|-------------|------------|-----------|-----------|--------------|
| Jai'Den Thomas | 14 | 164 | 940 | 22 | 918 | 5.6 | 7 | 54 | 65.6 |
| Hajj-Malik Williams | 13 | 161 | 1052 | 201 | 851 | 5.3 | 9 | 71 | 65.5 |
| Kylin James | 14 | 89 | 672 | 19 | 653 | 7.3 | 5 | 86 | 46.6 |
| Greg Burrell | 11 | 65 | 375 | 9 | 366 | 5.6 | 3 | 42 | 33.3 |
| Matthew Sluka | 3 | 39 | 286 | 33 | 253 | 6.5 | 1 | 46 | 84.3 |
| Devin Green | 12 | 29 | 127 | 4 | 123 | 4.2 | 1 | 38 | 10.3 |
| Michael Allen | 3 | 19 | 109 | 1 | 108 | 5.7 | 0 | 36 | 36.0 |
| Jacob De Jesus | 13 | 18 | 110 | 9 | 101 | 5.6 | 0 | 43 | 7.8 |
| DeAngelo Irvin Jr. | 13 | 7 | 38 | 0 | 38 | 5.4 | 0 | 17 | 2.9 |
| Cameron Friel | 5 | 8 | 29 | 0 | 29 | 3.6 | 2 | 14 | 5.8 |
| Timothy Conerly | 3 | 2 | 15 | 0 | 15 | 7.5 | 1 | 8 | 5.0 |
| Casey Cain | 13 | 1 | 7 | 0 | 7 | 7.0 | 0 | 7 | 0.5 |
| Jaden Bradley | 14 | 1 | 6 | 0 | 6 | 6.0 | 0 | 6 | 0.4 |
| Christian Moore | 13 | 1 | 3 | 0 | 3 | 3.0 | 0 | 3 | 0.2 |
| Ricky White III | 13 | 1 | 1 | 0 | 1 | 1.0 | 0 | 1 | 0.1 |
| Team | 14 | 18 | 0 | 63 | -63 | -3.5 | 0 | 0 | -4.5 |
| Total | 14 | 623 | 3770 | 361 | 3409 | 5.5 | 29 | 86 | 243.5 |
| Opponents | 14 | 457 | 2079 | 469 | 1610 | 3.5 | 17 | 75 | 115.0 |

KICK RETURNS

| PLAYER | No | Yds | Avg | TD | Long |
|--------------------|-----------|-------------|-------------|----------|-----------|
| Jacob De Jesus | 32 | 822 | 25.7 | 0 | 96 |
| DeAngelo Irvin Jr. | 4 | 45 | 11.3 | 0 | 13 |
| Donavyn Lester | 3 | 82 | 27.3 | 0 | 35 |
| Daego Albert | 2 | 18 | 9.0 | 0 | 18 |
| Timothy Conerly | 1 | 34 | 34.0 | 0 | 34 |
| Total | 42 | 1001 | 23.8 | 0 | 96 |
| Opponents | 47 | 823 | 17.5 | 0 | 31 |

INTERCEPTIONS

| PLAYER | No | Yds | Avg | TD | Long |
|-------------------|----|-----|------|----|------|
| Jalen Catalon | 5 | 95 | 19.0 | 1 | 46 |
| Jackson Woodard | 4 | 48 | 12.0 | 0 | 26 |
| Johnathan Baldwin | 3 | 63 | 21.0 | 0 | 27 |
| Cameron Oliver | 3 | -3 | -1.0 | 0 | 0 |
| Jett Elad | 1 | 0 | 0.0 | 0 | 0 |
| Jeremiah Vessel | 1 | 15 | 15.0 | 0 | 15 |

SCORING

| PLAYER | TD | FGs | PATs | | | | DXP | Saf | Points |
|---------------------|----|-----|-------|------|-----|------|-----|-----|--------|
| | | | Kick | Rush | Rcv | Pass | | | |
| Caden Chittenden | - | 26 | 55-56 | - | - | - | - | - | 133 |
| Ricky White III | 12 | - | - | - | - | - | - | 1 | 74 |
| Hajj-Malik Williams | 9 | - | - | - | - | - | - | - | 54 |
| Jai'Den Thomas | 9 | - | - | - | - | - | - | - | 54 |
| Kaleo Ballungay | 6 | - | - | - | - | - | - | - | 36 |
| Kylin James | 5 | - | - | - | - | - | - | - | 30 |
| Jacob De Jesus | 3 | - | - | - | - | - | - | - | 18 |
| Greg Burrell | 3 | - | - | - | - | - | - | - | 18 |
| Cameron Friel | 2 | - | - | - | - | - | - | - | 12 |
| Casey Cain | 2 | - | - | - | - | - | - | - | 12 |
| Jalen Catalon | 1 | - | - | - | - | - | - | - | 6 |
| Jackson Woodard | 1 | - | - | - | - | - | - | - | 6 |
| Matthew Sluka | 1 | - | - | - | - | - | - | - | 6 |
| Andre Meono | - | 1 | 3-3 | - | - | - | - | - | 6 |
| Jaden Bradley | 1 | - | - | - | - | - | - | - | 6 |
| Timothy Conerly | 1 | - | - | - | - | - | - | - | 6 |
| Devin Green | 1 | - | - | - | - | - | - | - | 6 |
| Charles Correa | 1 | - | - | - | - | - | - | - | 6 |
| Kayden McGee | 1 | - | - | - | - | - | - | - | 6 |

RECEIVING

| PLAYER | G | No | Yds | Avg | TD | Long | Avg/G |
|--------------------|-----------|------------|-------------|-------------|-----------|-----------|--------------|
| Ricky White III | 13 | 79 | 1041 | 13.2 | 11 | 55 | 80.1 |
| Jacob De Jesus | 13 | 36 | 512 | 14.2 | 3 | 43 | 39.4 |
| Kaleo Ballungay | 14 | 17 | 152 | 8.9 | 6 | 29 | 10.9 |
| Jai'Den Thomas | 14 | 11 | 91 | 8.3 | 1 | 27 | 6.5 |
| Jaden Bradley | 14 | 9 | 173 | 19.2 | 1 | 42 | 12.4 |
| Casey Cain | 13 | 7 | 136 | 19.4 | 2 | 50 | 10.5 |
| DeAngelo Irvin Jr. | 13 | 5 | 32 | 6.4 | 0 | 13 | 2.5 |
| Corey Thompson Jr. | 13 | 4 | 60 | 15.0 | 0 | 29 | 4.6 |
| Kayden McGee | 4 | 3 | 97 | 32.3 | 1 | 49 | 24.3 |
| Christian Moore | 13 | 2 | 28 | 14.0 | 0 | 27 | 2.2 |
| Greg Burrell | 11 | 2 | 12 | 6.0 | 0 | 9 | 1.1 |
| Kylin James | 14 | 1 | 1 | 1.0 | 0 | 1 | 0.1 |
| Cameron Oliver | 14 | 1 | 52 | 52.0 | 0 | 52 | 3.7 |
| Timothy Conerly | 3 | 1 | 30 | 30.0 | 0 | 30 | 10.0 |
| Total | 14 | 178 | 2417 | 13.6 | 25 | 55 | 172.6 |
| Opponents | 14 | 296 | 3302 | 11.2 | 20 | 74 | 235.9 |

PUNTING

| PLAYER | No | Yds | Avg | Long | TB | FC | I20 | 50+ | Blkd |
|------------------|-----------|-------------|-------------|-----------|-----------|----------|-----------|-----------|----------|
| Marshall Nichols | 54 | 2393 | 44.3 | 79 | 10 | 7 | 20 | 12 | 0 |
| Team | 1 | 1 | 1.0 | 0 | 0 | 0 | 0 | 0 | 1 |
| Total | 55 | 2394 | 43.5 | 79 | 10 | 7 | 20 | 12 | 1 |

PUNT RETURNS

| PLAYER | No | Yds | Avg | TD | Long |
|--------------------|-----------|------------|-------------|----------|-----------|
| Jacob De Jesus | 25 | 252 | 10.1 | 0 | 38 |
| Ricky White III | 4 | 90 | 22.5 | 1 | 51 |
| DeAngelo Irvin Jr. | 4 | 34 | 8.5 | 0 | 17 |
| Rashod Tanner | 1 | 30 | 30.0 | 0 | 30 |
| Charles Correa | 0 | 0 | 0.0 | 1 | 0 |
| Total | 34 | 406 | 11.9 | 2 | 51 |
| Opponents | 15 | 74 | 4.9 | 0 | 24 |



BE A REBEL.



2024 UNLV STATISTICS

ALL-PURPOSE YARDAGE

| PLAYER | G | Rush | Rec | PR | KOR | IR | Tot | Avg/G |
|---------------------|-----------|-------------|-------------|------------|------------|------------|-------------|--------------|
| Jai'Den Thomas | 14 | 918 | 91 | 0 | 124 | 0 | 1133 | 80.9 |
| Ricky White III | 13 | 1 | 1041 | 90 | 0 | 0 | 1132 | 87.1 |
| Jacob De Jesus | 13 | 101 | 512 | 252 | 190 | 0 | 1055 | 81.2 |
| Haji-Malik Williams | 13 | 851 | 0 | 0 | 0 | 0 | 851 | 65.5 |
| Kylin James | 14 | 653 | 1 | 0 | 49 | 0 | 703 | 50.2 |
| Greg Burrell | 11 | 366 | 12 | 0 | 0 | 0 | 378 | 34.4 |
| DeAngelo Irvin Jr. | 13 | 38 | 32 | 34 | 177 | 0 | 281 | 21.6 |
| Matthew Sluka | 3 | 253 | 0 | 0 | 0 | 0 | 253 | 84.3 |
| Jaden Bradley | 14 | 6 | 173 | 0 | 0 | 0 | 179 | 12.8 |
| Kaleo Ballungay | 14 | 0 | 152 | 0 | 9 | 0 | 161 | 11.5 |
| Casey Cain | 13 | 7 | 136 | 0 | 0 | 0 | 143 | 11.0 |
| Devin Green | 12 | 123 | 0 | 0 | 5 | 0 | 128 | 10.7 |
| Michael Allen | 3 | 108 | 0 | 0 | 0 | 0 | 108 | 36.0 |
| Kayden McGee | 4 | 0 | 97 | 0 | 0 | 0 | 97 | 24.3 |
| Jalen Catalon | 14 | 0 | 0 | 0 | 0 | 95 | 95 | 6.8 |
| Johnathan Baldwin | 14 | 0 | 0 | 0 | 0 | 63 | 63 | 4.5 |
| Corey Thompson Jr. | 13 | 0 | 60 | 0 | 0 | 0 | 60 | 4.6 |
| Jackson Woodard | 14 | 0 | 0 | 0 | 3 | 48 | 51 | 3.6 |
| Cameron Oliver | 14 | 0 | 52 | 0 | 0 | -3 | 49 | 3.5 |
| Timothy Conerly | 3 | 15 | 30 | 0 | 0 | 0 | 45 | 15.0 |
| Christian Moore | 13 | 3 | 28 | 0 | 0 | 0 | 31 | 2.4 |
| Rashod Tanner | 14 | 0 | 0 | 30 | 0 | 0 | 30 | 2.1 |
| Cameron Friel | 5 | 29 | 0 | 0 | 0 | 0 | 29 | 5.8 |
| Daego Albert | 9 | 0 | 0 | 0 | 23 | 0 | 23 | 2.6 |
| Jeremiah Vessel | 12 | 0 | 0 | 0 | 0 | 15 | 15 | 1.3 |
| Team | 14 | -63 | 0 | 0 | 0 | 0 | -63 | -4.5 |
| Total | 14 | 3409 | 2417 | 406 | 580 | 218 | 7030 | 502.1 |
| Opponents | 14 | 1610 | 3302 | 74 | 398 | 119 | 5503 | 393.1 |

RED-ZONE TOTALS

| UNLV | Att | Scores | TD | FG |
|-------------------------------------|-----------|-----------|------------|-----------|
| at Hourston | 4 | 2 | 1 | 1 |
| UTAH TECH | 8 | 8 | 5 | 3 |
| at Kansas | 5 | 4 | 1 | 3 |
| FRESNO STATE | 7 | 6 | 6 | 0 |
| SYRACUSE | 6 | 6 | 3 | 1 |
| at Utah State | 6 | 5 | 3 | 2 |
| at Oregon State | 6 | 6 | 2 | 4 |
| BOISE STATE | 3 | 3 | 2 | 1 |
| at Hawai'i | 5 | 2 | 0 | 2 |
| SAN DIEGO STATE | 8 | 6 | 5 | 1 |
| at San Jose State | 4 | 3 | 2 | 1 |
| UNR | 6 | 5 | 4 | 1 |
| at Boise State | 2 | 0 | 0 | 0 |
| vs. Cal | 1 | 1 | 1 | 0 |
| SEASON TOTAL | 71 | 57 | 36 | 21 |
| PCT. SCORING IN RED ZONE: | | | 80% | |
| PCT. SCORING TD IN RED ZONE: | | | 51% | |

| OPPONENTS | Att | Scores | TD | FG |
|-------------------------------------|-----------|-----------|------------|----------|
| at Houston | 2 | 1 | 1 | 0 |
| UTAH TECH | 1 | 0 | 0 | 0 |
| at Kansas | 3 | 3 | 1 | 2 |
| FRESNO STATE | 2 | 2 | 2 | 0 |
| SYRACUSE | 7 | 6 | 5 | 1 |
| at Utah State | 5 | 4 | 4 | 0 |
| at Oregon State | 4 | 3 | 2 | 1 |
| BOISE STATE | 5 | 5 | 3 | 2 |
| at Hawai'i | 2 | 2 | 1 | 1 |
| SAN DIEGO STATE | 2 | 1 | 1 | 0 |
| at San Jose State | 0 | 0 | 0 | 0 |
| UNR | 2 | 1 | 1 | 0 |
| at Boise State | 2 | 2 | 2 | 0 |
| vs. Cal | 1 | 1 | 0 | 1 |
| SEASON TOTAL | 38 | 31 | 23 | 8 |
| PCT. SCORING IN RED ZONE: | | | 82% | |
| PCT. SCORING TD IN RED ZONE: | | | 61% | |

REBEL RUNDOWN

| | |
|--|------|
| Record: | 11-3 |
| Home: | 4-2 |
| Away: | 6-1 |
| Neutral: | 1-0 |
| Day Games (Start before 5 pm): | 3-0 |
| Night Games (Start after 5 pm): | 8-3 |
| TV Games: | 11-3 |
| on FOX | 0-1 |
| on FS1 | 3-1 |
| on ESPN | 2-0 |
| on CBS Sports Network | 4-1 |
| on The CW Network | 1-0 |
| on SSEN | 1-0 |
| When Scoring First: | 8-0 |
| When Opponent Scores First: | 3-3 |
| When Leading at Halftime: | 8-1 |
| When Trailing at Halftime: | 3-2 |
| When Tied at Halftime: | 0-0 |
| When Leading After 3rd Quarter: | 10-1 |
| When Trailing After 3rd Quarter: | 1-1 |
| In Overtime Games: | 0-1 |
| When Scoring <20 Points: | 0-1 |
| When Scoring 20-29 Points: | 5-1 |
| When Scoring 30+ Points: | 6-1 |
| When Allowing <20 Points: | 6-0 |
| When Allowing 20-29 Points: | 4-2 |
| When Allowing 30+ Points: | 1-1 |
| When Rushing <100 Yards: | 0-0 |
| When Rushing 100-199 Yards: | 4-2 |
| When Rushing 200+ Yards: | 7-1 |
| When Passing <200 Yards: | 9-2 |
| When Passing 200-299 Yards: | 1-1 |
| When Passing 300+ Yards: | 0-0 |
| When <300 Yards Total Offense: | 2-0 |
| When 300+ Yards Total Offense: | 9-3 |
| When Allowing <100 Yds Rush: | 6-0 |
| When Allowing 100-199 Yds Rush: | 4-2 |
| When Allowing 200+ Yds Rush: | 0-1 |
| When Allowing <200 Yds Pass: | 4-1 |
| When Allowing 200-299 Yds Pass: | 5-1 |
| When Allowing 300+ Yds Pass: | 2-1 |
| When Allowing 400+ Yds Tot Off: | 1-1 |
| When Having 100-Yard Rusher: | 7-1 |
| When Allowing 100-Yard Rusher: | 1-2 |
| When Making No Turnovers: | 5-0 |
| When Making 1-2 Turnovers: | 6-3 |
| When Making 3+ Turnovers: | 0-0 |
| When No Takeaways: | 0-2 |
| When 1-2 Takeaways: | 9-1 |
| When 3+ Takeaways: | 2-0 |
| When More Time of Poss: | 6-0 |
| When Playing on Artificial Turf: | 10-3 |
| When Playing on Natural Grass: | 1-0 |
| When Game Decided by TD or Less: | 3-2 |
| When Game Decided by FG or Less: | 2-1 |

2024 UNLV STATISTICS



DEFENSIVE STATISTICS

| NO | PLAYER | GP | Tackles | | | TFL/YDS | Sacks | | Pass Def | | Fumbles | | Blkd | |
|------------------|---------------------------|-----------|------------|------------|-------------|---------------|---------------|---------------|-----------|-------------|----------|----------|----------|--|
| | | | UA | AT | TT | | NO-YDS | INT-YDS | PBU | FR-Y | FF | Kick | SAF | |
| 7 | Jackson Woodard | 14 | 69 | 66 | 135 | 17-61 | 3.5-28 | 4-48 | 12 | 2-0 | - | - | - | |
| 1 | Jalen Catalon | 14 | 61 | 35 | 96 | 5-21 | 2-15 | 5-95 | 4 | - | 1 | - | - | |
| 9 | Jett Elad | 14 | 54 | 30 | 84 | 5-29 | 1-9 | 1-0 | 6 | 1-0 | - | - | - | |
| 3 | Johnathan Baldwin | 14 | 40 | 28 | 68 | 9-40 | 3.5-23 | 3-63 | 11 | - | - | - | - | |
| 16 | Mani Powell | 14 | 29 | 30 | 59 | 9-42 | 3.5-26 | - | - | - | - | - | - | |
| 2 | Antonio Doyle Jr. | 14 | 26 | 30 | 56 | 8-52 | 6.5-50 | - | 3 | 1-0 | - | - | - | |
| 8 | Marsel McDuffie | 9 | 23 | 23 | 46 | 7.5-21 | 2-8 | - | 4 | - | - | - | - | |
| 28 | Fisher Camac | 14 | 21 | 25 | 46 | 15-77 | 7.5-51 | - | 5 | - | 1 | - | - | |
| 95 | Alexander Whitmore | 14 | 19 | 21 | 40 | 7-21 | 2-7 | - | 1 | - | - | - | - | |
| 5 | Cameron Oliver | 14 | 21 | 12 | 33 | 1-7 | 1-7 | 3--3 | 10 | 1-0 | - | - | - | |
| 4 | Malik Chavis | 12 | 19 | 10 | 29 | 0.5-0 | - | - | 1 | - | 1 | - | - | |
| 13 | Jarvis Ware | 13 | 19 | 10 | 29 | 1-13 | 1-13 | - | 5 | - | 1 | - | - | |
| 98 | Tatuo Martinson | 14 | 9 | 15 | 24 | 2-3 | 1.5-3 | - | 2 | - | - | - | - | |
| 0 | Tony Grimes | 13 | 15 | 5 | 20 | - | - | - | 6 | - | - | - | - | |
| 17 | La'Vario Wiley | 14 | 11 | 7 | 18 | - | - | - | 2 | - | - | - | - | |
| 30 | Charles Correa | 14 | 10 | 6 | 16 | 1.5-2 | - | - | 1 | - | 1 | - | - | |
| 99 | Keith Conley Jr. | 14 | 6 | 8 | 14 | 3.5-21 | 3-20 | - | - | - | - | - | - | |
| 50 | Jalen Dixon | 7 | 3 | 9 | 12 | 1.5-12 | 1.5-12 | - | - | - | 1 | - | - | |
| 6 | Jeremiah Vessel | 12 | 6 | 4 | 10 | 1-2 | 1-2 | 1-15 | - | - | - | - | - | |
| 24 | Kodi DeCambra | 14 | 4 | 6 | 10 | - | - | - | - | - | - | - | - | |
| 93 | Lucas Conti | 11 | 2 | 7 | 9 | 0.5-1 | - | - | - | - | - | - | - | |
| 53 | Blesyng Alualu-Tuiotemotu | 6 | 5 | 3 | 8 | - | - | - | - | - | - | - | - | |
| 26 | Ose Egbase | 10 | 3 | 3 | 6 | 1-3 | 0.5-2 | - | - | - | - | - | - | |
| 91 | Cooper Webb | 6 | 3 | 3 | 6 | 1-8 | 1-8 | - | - | - | - | - | - | |
| 40 | Daego Albert | 9 | 1 | 4 | 5 | - | - | - | - | - | - | - | - | |
| 41 | Rashod Tanner | 14 | 5 | - | 5 | - | - | - | - | - | - | 1 | - | |
| 34 | Tyray O'Dell | 14 | 3 | 1 | 4 | - | - | - | - | - | - | - | - | |
| 14 | Jah'von Grigsby | 3 | 3 | - | 3 | - | - | - | - | - | - | - | - | |
| 39 | JT Odom | 1 | 3 | - | 3 | - | - | - | - | - | - | - | - | |
| 11 | Ricky White III | 13 | 2 | - | 2 | - | - | - | - | - | - | 4 | 1 | |
| 23 | Jaden Bradley | 14 | 1 | 1 | 2 | - | - | - | - | - | - | - | - | |
| 15 | Melvin Laster | 1 | 1 | 1 | 2 | 1-5 | - | - | - | - | - | - | - | |
| 6 | Haji-Malik Williams | 13 | 1 | - | 1 | - | - | - | - | - | - | - | - | |
| 44 | Waisale Muavesi | 3 | - | 1 | 1 | - | - | - | - | 1-0 | - | - | - | |
| 20 | Kylin James | 14 | 1 | - | 1 | - | - | - | - | - | - | - | - | |
| 36 | Ben Lisk | 12 | 1 | - | 1 | - | - | - | - | - | - | - | - | |
| 58 | Jordan Eubanks | 10 | 1 | - | 1 | - | - | - | - | - | - | - | - | |
| 9 | Jai'Den Thomas | 14 | - | 1 | 1 | - | - | - | - | - | - | - | - | |
| 10 | Tre Fulton | 1 | 1 | - | 1 | - | - | - | - | - | - | - | - | |
| 22 | Devin Green | 12 | 1 | - | 1 | - | - | - | - | - | - | - | - | |
| 29 | Saadite Green Jr. | 4 | 1 | - | 1 | - | - | - | - | - | - | - | - | |
| 42 | Andre Porter | 2 | - | 1 | 1 | - | - | - | - | - | - | - | - | |
| 48 | Halatoa Tai | 1 | 1 | - | 1 | - | - | - | - | - | - | - | - | |
| 64 | Hank Purvis | 14 | 1 | - | 1 | - | - | - | - | - | - | - | - | |
| Totals | | 14 | 506 | 406 | 912 | 98-441 | 42-284 | 17-218 | 73 | 6-0 | 6 | 5 | 1 | |
| Opponents | | 14 | 500 | 518 | 1018 | 80-306 | 32-206 | 6-119 | 43 | 3-80 | 9 | 2 | 1 | |



TEAM TOTALS

| UNLV | RUSH | PASS | OFF. | 1STDwn | POSS. | TOs | OPPONENT | RUSH | PASS | OFF. | 1STDwn | Poss. | TOs |
|--------------------------|------|------|------|--------|-------|-----|--------------------------|------|------|------|--------|-------|-----|
| at Houston | 195 | 113 | 308 | 14 | 31:27 | 1 | at Houston | 38 | 209 | 247 | 14 | 28:33 | 2 |
| UTAH TECH | 504 | 191 | 695 | 34 | 36:17 | 1 | UTAH TECH | 67 | 226 | 293 | 12 | 23:43 | 2 |
| at Kansas | 181 | 86 | 267 | 17 | 31:06 | 0 | at Kansas | 199 | 153 | 352 | 17 | 28:54 | 2 |
| FRESNO STATE | 252 | 198 | 450 | 25 | 26:40 | 0 | FRESNO STATE | 30 | 316 | 346 | 24 | 33:20 | 0 |
| SYRACUSE | 127 | 227 | 354 | 20 | 20:22 | 1 | SYRACUSE | 137 | 355 | 492 | 34 | 39:38 | 1 |
| at Utah State | 313 | 233 | 546 | 25 | 31:02 | 0 | at Utah State | 123 | 461 | 584 | 32 | 28:58 | 4 |
| at Oregon State | 188 | 196 | 384 | 21 | 28:34 | 1 | at Oregon State | 137 | 231 | 368 | 21 | 31:26 | 1 |
| No. 17/17 Boise State | 188 | 179 | 367 | 16 | 25:54 | 1 | No. 17/17 BOISE STATE | 185 | 209 | 394 | 21 | 33:58 | 0 |
| at Hawai'i | 290 | 175 | 465 | 22 | 32:29 | 0 | at Hawai'i | 92 | 282 | 374 | 16 | 27:31 | 1 |
| SAN DIEGO STATE | 253 | 262 | 515 | 26 | 36:55 | 1 | SAN DIEGO STATE | 107 | 163 | 270 | 14 | 23:58 | 2 |
| at San Jose State | 207 | 131 | 338 | 24 | 40:42 | 1 | at San Jose State | 31 | 81 | 112 | 9 | 19:18 | 1 |
| UNR | 351 | 168 | 519 | 28 | 29:19 | 1 | UNR | 67 | 292 | 359 | 22 | 30:41 | 2 |
| at No. 11/11 Boise State | 217 | 110 | 327 | 13 | 27:46 | 1 | at No. 11/11 Boise State | 215 | 158 | 373 | 19 | 32:14 | 0 |
| vs. Cal | 143 | 148 | 291 | 12 | 24:10 | 0 | vs. Cal | 182 | 166 | 348 | 21 | 35:50 | 1 |

TEAM SUPERLATIVES

UNLV

| | |
|-------------------------------|--|
| Points Scored | 72, vs Utah Tech (Sep 7) |
| First Downs | 33, vs Utah Tech (Sep 7) |
| Rushing | 25, vs Utah Tech (Sep 7) |
| Passing | 12, 2x, last vs San Diego State (Nov 16) |
| Penalty | 4, vs Fresno State (Sep 28) |
| Rushing Attempts | 65 at San Jose St. (Nov 22) |
| Rushing Yards | 504, vs Utah Tech (Sep 7) |
| Passing Attempts | 32, vs. San Diego St. (Nov 16) |
| Passing Completions | 23, vs San Diego St. (Nov 16) |
| Passing Yards | 262, vs San Diego St. (Nov 16) |
| Passes Had Intercepted | 1, 6x, last at Boise State (Dec 6) |
| Total Offensive Plays | 85, at San Jose St. (Nov 22) |
| Total Offensive Yards | 695, vs Utah Tech (Sep 7) |
| Fumbles | 2, 2x, last at Boise State (Dec 6) |
| Lost | 1, 3x last vs UNR (Nov 30) |
| Penalties | 9, vs Syracuse (Oct 4) |
| Yards | 108, vs Syracuse (Oct 4) |
| Sacks by | 6, 4x, last vs UNR (Nov 30) |
| Yards | 49, at Houston (Aug 31) |

HIGH

| | |
|-------------------------------|--|
| Points Scored | 72, vs Utah Tech (Sep 7) |
| First Downs | 33, vs Utah Tech (Sep 7) |
| Rushing | 25, vs Utah Tech (Sep 7) |
| Passing | 12, 2x, last vs San Diego State (Nov 16) |
| Penalty | 4, vs Fresno State (Sep 28) |
| Rushing Attempts | 65 at San Jose St. (Nov 22) |
| Rushing Yards | 504, vs Utah Tech (Sep 7) |
| Passing Attempts | 32, vs. San Diego St. (Nov 16) |
| Passing Completions | 23, vs San Diego St. (Nov 16) |
| Passing Yards | 262, vs San Diego St. (Nov 16) |
| Passes Had Intercepted | 1, 6x, last at Boise State (Dec 6) |
| Total Offensive Plays | 85, at San Jose St. (Nov 22) |
| Total Offensive Yards | 695, vs Utah Tech (Sep 7) |
| Fumbles | 2, 2x, last at Boise State (Dec 6) |
| Lost | 1, 3x last vs UNR (Nov 30) |
| Penalties | 9, vs Syracuse (Oct 4) |
| Yards | 108, vs Syracuse (Oct 4) |
| Sacks by | 6, 4x, last vs UNR (Nov 30) |
| Yards | 49, at Houston (Aug 31) |



LOW

| | |
|-------------------------------|--|
| Points Scored | 7, at Boise State (Dec 6) |
| First Downs | 12, vs Cal (Dec 18) |
| Rushing | 6, vs Syracuse (Oct 4) |
| Passing | 3, 2x, last vs Cal (Dec 18) |
| Penalty | 0, 4x, last vs Cal (Dec 18) |
| Rushing Attempts | 25, vs Syracuse (Oct 4) |
| Rushing Yards | 127, vs Syracuse (Oct 4) |
| Passing Attempts | 14, at Houston (Aug 31) |
| Passing Completions | 6, vs Cal (Dec 18) |
| Passing Yards | 86, at Kansas (Sep 13) |
| Passes Had Intercepted | 0, 8x, last vs Cal (Dec 18) |
| Total Offensive Plays | 50, vs Syracuse (Oct 4) |
| Total Offensive Yards | 267, at Kansas (Sep 13) |
| Fumbles | 0, 5x, last vs Cal (Dec 18) |
| Lost | 0, 9x, last vs Cal (Dec 18) |
| Penalties | 3, at Kansas (Sep 13) |
| Yards | 25, at Kansas (Sep 13) |
| Sacks by | 0, 3x, last at San Jose State (Nov 22) |
| Yards | 0, 3x, last at San Jose State (Nov 22) |

OPPONENTS

| | |
|-------------------------------|------------------------------------|
| Points Scored | 44, vs Syracuse (Oct 4) |
| First Downs | 34, vs Syracuse (Oct 4) |
| Rushing | 12, at Boise State (Dec 6) |
| Passing | 25, at Utah State (Oct 11) |
| Penalty | 6, vs Syracuse (Oct 4) |
| Rushing Attempts | 43, vs Cal (Dec 18) |
| Rushing Yards | 215, at Boise State (Dec 6) |
| Passing Attempts | 63, vs Syracuse (Oct 4) |
| Passing Completions | 41, at Utah State (Oct 11) |
| Passing Yards | 461, at Utah State (Oct 11) |
| Passes Had Intercepted | 4, vs Fresno State (Sep 28) |
| Total Offensive Plays | 96, vs Syracuse (Oct 4) |
| Total Offensive Yards | 584, at Utah State (Oct 11) |
| Fumbles | 2, 3x, last vs Cal (Dec 18) |
| Lost | 1, 7x, last vs Cal (Dec 18) |
| Penalties | 10, at Houston (Aug 31) |
| Yards | 95, at San Jose State (Nov 22) |
| Sacks by | 6, 2x, last at Boise State (Dec 6) |
| Yards | 39, vs Boise State (Oct 25) |

HIGH

| | |
|-------------------------------|------------------------------------|
| Points Scored | 44, vs Syracuse (Oct 4) |
| First Downs | 34, vs Syracuse (Oct 4) |
| Rushing | 12, at Boise State (Dec 6) |
| Passing | 25, at Utah State (Oct 11) |
| Penalty | 6, vs Syracuse (Oct 4) |
| Rushing Attempts | 43, vs Cal (Dec 18) |
| Rushing Yards | 215, at Boise State (Dec 6) |
| Passing Attempts | 63, vs Syracuse (Oct 4) |
| Passing Completions | 41, at Utah State (Oct 11) |
| Passing Yards | 461, at Utah State (Oct 11) |
| Passes Had Intercepted | 4, vs Fresno State (Sep 28) |
| Total Offensive Plays | 96, vs Syracuse (Oct 4) |
| Total Offensive Yards | 584, at Utah State (Oct 11) |
| Fumbles | 2, 3x, last vs Cal (Dec 18) |
| Lost | 1, 7x, last vs Cal (Dec 18) |
| Penalties | 10, at Houston (Aug 31) |
| Yards | 95, at San Jose State (Nov 22) |
| Sacks by | 6, 2x, last at Boise State (Dec 6) |
| Yards | 39, vs Boise State (Oct 25) |



LOW

| | |
|-------------------------------|--|
| Points Scored | 7, at Houston (Aug 31) |
| First Downs | 9, at San Jose State (Nov 22) |
| Rushing | 3, 2x, last at San Jose State (Nov 22) |
| Passing | 4, at San Jose State (Nov 22) |
| Penalty | 0, 2x last at Boise State (Dec 6) |
| Rushing Attempts | 24, vs Utah Tech (Sep 7) |
| Rushing Yards | 30, vs Fresno State (Sep 28) |
| Passing Attempts | 22, at San Jose State (Nov 22) |
| Passing Completions | 4, at San Jose State (Nov 22) |
| Passing Yards | 81, at San Jose State (Nov 22) |
| Passes Had Intercepted | 0, 5x, last vs Cal (Dec 18) |
| Total Offensive Plays | 47, at San Jose State (Nov 22) |
| Total Offensive Yards | 112, at San Jose State (Nov 22) |
| Fumbles | 0, 5x, last at Boise State (Dec 6) |
| Lost | 0, 8x, last at Boise State (Dec 6) |
| Penalties | 1, 2x, last at Boise State (Dec 6) |
| Yards | 10, 2x, last at Boise State (Dec 6) |
| Sacks by | 0, vs Fresno State (Sep 28) |
| Yards | 0, vs Fresno State (Sep 28) |

2024 UNLV STATISTICS



INDIVIDUAL STATISTICS

PASSING (Comp.-Att.-Int.-Yds.-TD)

| OPPONENT | WILLIAMS | SLUKA | FRIEL | IRVIN JR. | NICHOLS |
|--------------------------|---------------|--------------|-------------|------------|------------|
| at Houston | 0-0-0-0-0 | 6-13-1-71-2 | 0-0-0-0-0 | 1-1-0-42-0 | 0-0-0-0-0 |
| UTAH TECH | 0-0-0-0-0 | 8-17-0-161-3 | 1-1-0-30-0 | 0-0-0-0-0 | 0-0-0-0-0 |
| at Kansas | 0-0-0-0-0 | 2-4-1-15-0 | 0-0-0-0-0 | 0-0-0-0-0 | 0-0-0-0-0 |
| FRESNO STATE | 13-16-0-182-3 | ----- | 1-1-0-16-0 | 0-0-0-0-0 | 0-0-0-0-0 |
| SYRACUSE | 21-25-1-227-3 | ----- | 0-0-0-0-0 | 0-0-0-0-0 | 0-0-0-0-0 |
| at Utah State | 13-20-0-233-3 | ----- | 0-0-0-0-0 | 0-0-0-0-0 | 0-0-0-0-0 |
| at Oregon State | 15-27-1-196-1 | ----- | 0-0-0-0-0 | 0-0-0-0-0 | 0-0-0-0-0 |
| No. 17/17 BOISE STATE | 12-21-1-179-2 | ----- | 0-0-0-0-0 | 0-0-0-0-0 | 0-0-0-0-0 |
| at Hawai'i | 13-27-0-175-1 | ----- | 0-0-0-0-0 | 0-0-0-0-0 | 0-0-0-0-0 |
| SAN DIEGO STATE | 20-29-0-244-1 | ----- | 3-3--0-18-0 | 0-0-0-0-0 | 0-0-0-0-0 |
| at San Jose State | 11-20-1-131-1 | ----- | 0-0-0-0-0 | 0-0-0-0-0 | 0-0-0-0-0 |
| UNR | 14-21-0-168-2 | ----- | 0-0-0-0-0 | 0-0-0-0-0 | 0-0-0-0-0 |
| at No. 11/11 Boise State | 13-28-1-110-0 | ----- | 0-0-0-0-0 | 0-0-0-0-0 | 0-0-0-0-0 |
| vs. Cal | 5-18-0-96-2 | ----- | 0-0-0-0-0 | 0-0-0-0-0 | 1-1-0-52-0 |

RUSHING (Att.-Yds.-TD-Long)

| OPPONENT | THOMAS | WILLIAMS | JAMES | BURRELL | SLUKA | GREEN | ALLEN |
|--------------------------|-------------|-------------|-------------|-----------|------------|-----------|------------|
| at Houston | 8-15-0-5 | 8-60-2-18 | 6-28-0-7 | 10-32-0-7 | 11-59-0-11 | 0-0-0-0 | 10-65-0-36 |
| UTAH TECH | 2-30-1-27 | 5-1-0-3 | 8-75-0-38 | 4-13-0-9 | 4-13-0-9 | 6-61-1-38 | 8-40-0-12 |
| at Kansas | 8-20-0-11 | 13-50-1-21 | 5-11-1-5 | 3-1-0-2 | 3-1-0-2 | 4-14-0-7 | 1-3-0-3 |
| FRESNO STATE | 7-30-1-9 | 13-100-4-46 | 5-58-0-53 | 6-58-1-32 | ----- | 3-10-0-5 | ----- |
| SYRACUSE | 6-64-0-42 | 12-6-0-13 | 1-2-0-2 | 6-32-2-21 | ----- | 2-1-0-4 | ----- |
| at Utah State | 17-139-1-43 | 9-24-0-6 | 13-105-2-33 | 6-34-0-15 | ----- | 0-0-0-0 | ----- |
| at Oregon State | 14-58-0-18 | 7-22-0-11 | 9-46-0-19 | 4-0-0-2 | ----- | 2-2-0-2 | ----- |
| No. 17/17 BOISE STATE | 7-43-0-12 | 6-17-1-6 | 9-41-0-29 | 3-7-0-8 | ----- | 2-2-0-2 | ----- |
| at Hawai'i | 16-109-1-32 | 10-49-0-23 | 4-9-0-4 | 4-15-1-5 | ----- | 1-1-0-0 | ----- |
| SAN DIEGO STATE | 13-54-1-12 | 8-35-1-11 | 4-38-0-22 | 7-28-0-15 | ----- | 5-15-0-4 | ----- |
| at San Jose State | 26-35-1-25 | 6-33-0-22 | 10-48-1-24 | 3-0-0-3 | ----- | 1-3-0-3 | ----- |
| UNR | 15-135-1-25 | 10-48-3-12 | 6-60-0-33 | 2-13-0-10 | ----- | 4-11-0-6 | ----- |
| at No. 11/11 Boise State | 6-12-0-4 | 1-2-0-2 | 2-9-0-86 | 1-0-0-0 | ----- | 0-0-0-0 | ----- |
| vs. Cal | 18-72-0-11 | 0-0-0-0 | 7-37-1-23 | 0-0-0-0 | ----- | 1-7-0-7 | ----- |

RECEIVING (Rec.-Yds.-TD-Long)

| OPPONENT | WHITE III | DE JESUS | BRADLEY | BALLUNGAY | CAIN | MCGEE | THOMAS |
|--------------------------|-------------|-----------|-----------|-----------|-----------|-----------|-----------|
| at Houston | 2-11-0-14 | 3-42-2-24 | 2-60-0-42 | 0-0-0-0 | 0-0-0-0 | 0-0-0-0 | 0-0-0-0 |
| UTAH TECH | 5-111-3-55 | 1-36-0-36 | 0-0-0-0 | 2-14-0-11 | 0-0-0-0 | 0-0-0-0 | 0-0-0-0 |
| at Kansas | 3-4-0-5 | 1-6-0-6 | 1-31-0-31 | 0-0-0-0 | 1-18-0-18 | 0-0-0-0 | 1-27-1-27 |
| FRESNO STATE | 10-127-2-19 | 2-50-0-34 | 0-0-0-0 | 1-17-1-17 | 0-0-0-0 | 0-0-0-0 | 1-4-0-4 |
| SYRACUSE | 10-135-1-53 | 4-39-0-16 | 0-0-0-0 | 2-20-1-14 | 2-15-1-9 | 0-0-0-0 | 3-18-0-11 |
| at Utah State | 7-138-2-31 | 2-49-0-37 | 1-10-0-10 | 0-0-0-0 | 1-18-1-18 | 0-0-0-0 | 1-9-0-9 |
| at Oregon State | 9-88-1-22 | 4-71-0-43 | 0-0-0-0 | 1-15-0-15 | 1-22-0-22 | 0-0-0-0 | 0-0-0-0 |
| No. 17/17 BOISE STATE | 5-57-0-24 | 1-6-0-6 | 2-37-1-34 | 1-9-1-9 | 1-50-0-50 | 0-0-0-0 | 0-0-0-0 |
| at Hawai'i | 7-128-1-37 | 0-0-0-0 | 0-0-0-0 | 0-0-0-0 | 0-0-0-0 | 0-0-0-0 | 3-14-0-6 |
| SAN DIEGO STATE | 5-68-0-22 | 7-75-0-25 | 0-0-0-0 | 3-38-1-29 | 1-13-0-13 | 2-48-0-37 | 0-0-0-0 |
| at San Jose State | 7-98-0-29 | 1-2-0-0 | 1-11-0-11 | 1-5-1-5 | 0-0-0-0 | 0-0-0-0 | 0-0-0-0 |
| UNR | 5-55-1-23 | 6-84-0-30 | 0-0-0-0 | 2-16-1-15 | 0-0-0-0 | 0-0-0-0 | 1-13-0-13 |
| at No. 11/11 Boise State | 4-21-0-9 | 2-18-0-10 | 2-24-0-15 | 2-9-0-6 | 0-0-0-0 | 0-0-0-0 | 1-6-0-6 |
| vs. Cal | ----- | 2-38-1-29 | 0-0-0-0 | 2-9-0-5 | ----- | 1-49-1-49 | 0-0-0-0 |

TACKLING (U-A-Tot-TFL-Int-PBU-Sacks)


| OPPONENT | WOODARD | CATALON | ELAD | BALDWIN | POWELL | DOYLE JR. | MCDUFFIE |
|--------------------------|-------------------|------------------|------------------|-------------------|-------------------|-------------------|-----------------|
| at Houston | 7-4-11-4-0-1-3 | 3-1-4-0-2-1-0 | 0-1-1-0-0-0-0 | 4-4-8-0-0-1-0 | 2-0-2-0-0-0-0 | 0-1-1-0-0-0-0 | 4-2-6-2-5-0-0-1 |
| UTAH TECH | 1-0-1-0-0-0-0 | 4-0-4-1-0-0-0 | 0-1-1-0-0-0-0 | 1-0-1-0-1-1-0 | 1-3-4-0-0-0-0 | 0-1-1-0-0-0-0 | 0-2-2-0-0-0-0 |
| at Kansas | 6-5-11-1-5-1-0-0 | 3-1-4-0-1-0-0 | 4-2-6-0-5-0-0-0 | 5-1-6-1-0-1-0 | 5-2-7-1-5-0-0-0 | 3-0-3-2-0-0-1 | 0-0-0-0-0-0-0 |
| FRESNO STATE | 4-4-8-2-0-1-0 | 6-4-10-0-1-0 | 1-1-2-0-0-0-0 | 2-1-3-0-1-2-0 | 2-6-8-2-5-0-0-1 | 0-2-2-0-0-0-0 | 0-0-0-0-0-0-0 |
| SYRACUSE | 7-7-14-0-1-2-0 | 9-8-17-0-5-0-1-0 | 8-2-10-1-5-0-0-0 | 5-2-7-0-0-1-0 | 3-7-10-1-0-0-0 | 1-3-4-0-0-0-0 | 0-0-0-0-0-0-0 |
| at Utah State | 4-8-12-0-5-2-3-0 | 3-3-6-1-0-0-0 | 8-4-12-0-1-1-0 | 5-4-9-0-5-0-0-0-5 | 4-3-7-1-0-0-1 | 0-4-4-0-0-0-0 | 0-0-0-0-0-0-0 |
| at Oregon State | 0-6-6-0-5-0-1-0 | 6-4-10-1-0-0-1 | 0-6-6-0-5-0-0-0 | 4-7-1-2-0-0-0-5 | 3-5-8-0-5-0-0-0-5 | 5-5-10-3-0-1-3 | 0-0-0-0-0-0-0 |
| No. 17/17 BOISE STATE | 4-10-14-1-0-0-0-0 | 6-5-11-0-5-0-0-0 | 3-6-9-0-2-0 | 2-3-5-0-0-1-0 | 1-1-2-1-0-0-0 | 2-5-7-0-5-0-1-0 | 0-4-4-0-5-0-0-0 |
| at Hawai'i | 6-2-8-2-5-0-0-0-5 | 2-0-2-0-0-0-0 | 5-0-5-1-0-0-0 | 3-0-3-1-1-0-1 | 0-0-0-0-0-0-0 | 3-4-7-1-0-0-3 | 4-4-8-1-0-1-1 |
| SAN DIEGO STATE | 7-7-14-1-5-0-0-0 | 3-2-5-1-1-0-1 | 4-3-7-0-5-0-1-0 | 2-1-3-2-0-1-0 | 0-0-0-0-0-0-0 | 5-2-7-0-0-0-0 | 2-2-4-0-0-0-0 |
| at San Jose State | 6-3-9-1-5-0-0-0 | 3-1-4-0-0-0-0 | 0-0-0-0-0-0-0 | 0-1-1-0-0-1-0 | 2-2-4-0-5-0-0-0 | 1-1-2-0-0-0-0 | 1-1-2-0-0-2-0 |
| UNR | 5-1-6-2-0-1-0 | 4-1-5-0-0-0-0 | 9-0-9-1-0-0-1 | 3-0-3-2-0-0-1 | 3-7-10-1-0-0-0 | 0-1-1-0-0-0-0 | 1-2-3-1-0-0-0 |
| at No. 11/11 Boise State | 6-4-10-0-0-0-0 | 4-3-7-0-0-0-0 | 8-3-11-0-0-1-0 | 3-1-4-0-0-1-0 | 1-0-1-0-0-0-0 | 3-0-3-0-0-0-0 | 0-4-4-0-5-0-1-0 |
| vs. Cal | 6-5-11-0-0-3-0 | 5-2-7-0-0-1-0 | 1-7-8-0-0-1-0 | 1-3-4-0-5-0-1-0-5 | 1-1-2-0-0-0-0 | 3-1-4-1-5-0-1-1-5 | 11-2-13-2-0-0-0 |

PUNTING

| M. NICHOLS | NO | YARDS | AVG | LG | TB | IN20 | 50+ |
|--------------------------|-----------|--------------|-------------|-----------|-----------|-----------|-----------|
| at Houston | 5 | 203 | 40.3 | 54 | 1 | 2 | 1 |
| UTAH TECH | 1 | 44 | 44.0 | 44 | 0 | 0 | 0 |
| at Kansas | 4 | 183 | 45.8 | 49 | 0 | 3 | 0 |
| FRESNO STATE | 2 | 75 | 37.5 | 39 | 0 | 1 | 0 |
| SYRACUSE | 2 | 90 | 45.0 | 49 | 0 | 1 | 0 |
| at Utah State | 3 | 134 | 44.7 | 55 | 1 | 2 | 1 |
| at Oregon State | 3 | 143 | 47.7 | 51 | 0 | 1 | 1 |
| No. 17/17 BOISE STATE | 4 | 202 | 50.5 | 63 | 1 | 1 | 1 |
| at Hawai'i | 7 | 268 | 38.3 | 49 | 0 | 3 | 0 |
| SAN DIEGO STATE | 3 | 129 | 43.0 | 50 | 0 | 2 | 1 |
| at San Jose State | 3 | 152 | 50.7 | 64 | 2 | 1 | 1 |
| UNR | 2 | 117 | 58.5 | 79 | 1 | 1 | 1 |
| at No. 11/11 Boise State | 6 | 269 | 44.8 | 63 | 2 | 0 | 2 |
| vs. Cal | 9 | 384 | 42.7 | 57 | 2 | 2 | 1 |
| TOTALS | 54 | 2,393 | 47.1 | 79 | 10 | 20 | 10 |

FIELD GOALS

| CHITTENDEN | ATT | MADE | PTS |
|--------------------------|--------------------|--------------------|-----------|
| at Houston | 3 (21, 40, 34) | 2 (40, 34) | 6 |
| UTAH TECH | 3 (27, 28, 36) | 3 (27, 28, 36) | 9 |
| at Kansas | 4 (38, 27, 51, 23) | 3 (38, 27, 23) | 9 |
| FRESNO STATE | 1 (45) | 1 (45) | 3 |
| SYRACUSE | 2 (20, 41) | 2 (20, 41) | 6 |
| at Utah State | 2 (33, 46) | 2 (33, 46) | 6 |
| at Oregon State | 4 (20, 34, 34, 29) | 4 (20, 34, 34, 29) | 12 |
| No. 17/17 BOISE STATE | 2 (28, 52) | 1 (28) | 3 |
| at Hawai'i | 4 (41, 29, 32, 32) | 2 (41, 32) | 6 |
| SAN DIEGO STATE | 2 (46, 21) | 2 (46, 21) | 6 |
| at San Jose State | 3 (52, 31, 52) | 2 (31, 52) | 6 |
| UNR | 1 (26) | 1 (26) | 3 |
| at No. 11/11 Boise State | 1 (48) | 0 | 0 |
| vs. Cal | 1 (48) | 1 (48) | 3 |
| TOTALS | 26 | 33 | 78 |



BE A REBEL.



2024 INDIVIDUAL SUPERLATIVES

UNLV

Rushing Attempts: 26, Jai'Den Thomas at San Jose State (Nov 22)
Rushing Yards: 139, Jai'Den Thomas at Utah State (Oct 11)
TD Rushes: 2, Hajji-Malik Williams 2x, last vs San Diego State (Nov 16)
 2, Kylin James at Utah State (Oct 11)
Long Rush: 86, Kylin James at Boise State (Dec 6)

Passes Attempted: 29, Hajji-Malik Williams vs San Diego State (Nov 16)
Passes Completed: 21, Hajji-Malik Williams vs Syracuse (Oct 4)
Completion Percentage: .813, Hajji-Malik Williams vs Fresno State (Sep 28)
Passing Yards: 244, Hajji-Malik Williams vs San Diego State (Nov 16)
TD Passes: 3, Hajji-Malik Williams 4x, last at Utah State (Oct 11)
Long Pass: 55, Matthew Sluka vs Utah Tech (Sep 7)

Receptions: 10, Ricky White III 2x, last vs Syracuse (Oct 4)
Receiving Yards: 138, Ricky White III at Utah State (Oct 11)
TD Receptions: 3, Ricky White III vs Utah Tech (Sep 7)
Long Reception: 55, Ricky White III vs Utah Tech (Sep 7)

Punt Returns: 5, Jacob De Jesus vs San Diego State (Nov 16)
Punt Return Yards: 75, Jacob De Jesus vs Cal (Dec 18)
Punt Return Long: 51, Ricky White III vs Syracuse (Oct 4)

Kickoff Returns: 4, DeAngelo Irvin Jr. at Hawai'i (Nov 9)
Kickoff Return Yards: 90, Jai'Den Thomas vs Fresno State (Sep 28)
Kickoff Return Long: 90, Jai'Den Thomas vs Fresno State (Sep 28)

Offensive Attempts: 49, Hajji-Malik Williams at Boise State (Dec 6)
Offensive Yards: 301, Hajji-Malik Williams vs Fresno State (Sep 28)

All-Purpose Attempts: 14, Jacob De Jesus vs San Diego State (Nov 16)
All-Purpose Yards: 152, Jacob De Jesus vs San Diego State (Nov 16)

Points: 18, Ricky White III vs. Utah Tech (Sep 7)
Touchdowns: 3, Ricky White III vs Utah Tech (Sep 7)

Field Goals Attempted: 4, Caden Chittenden 3x, last at Hawai'i (Nov 9)
Field Goals Made: 4, Caden Chittenden at Oregon State (Oct 19)
Long FG Attempt: 52, Caden Chittenden 3x, last at San Jose State (Nov 22)
Longest Field Goal Made: 52, Caden Chittenden at San Jose State (Nov 22)

Punts: 6, Marshall Nichols at Boise State (Dec 6)
Best Punting Average: 53.5, Marshall Nichols vs UNR (Nov 30)
Longest Punt: 79, Marshall Nichols vs. UNR (Nov 30)

Tackles: 17, Jalen Catalon vs Syracuse (Oct 4)
Sacks: 3, Jackson Woodard at Houston (Aug 31)
 3, Antonio Doyle Jr. at Oregon State (Oct 19)
 3, Fisher Camac vs Cal (Dec 18)

OPPONENT

Rushing Attempts: 33, Ashton Jeanty vs Boise State (Dec 6)
Rushing Yards: 209, Ashton Jeanty at Boise State (Dec 6)
TD rushes: 2, 3x, last by Gevani MecCoy at Oregon State (Oct 19)
Long Rush: 75, Ashton Jeanty at Boise State (Dec 6)

Passes Attempted: 63, Kyle McCord vs Syracuse (Oct 4)
Passes Completed: 41, Spencer Petras at Utah State (Oct 11)
Completion Percentage: .729, Brendon Lewis vs UNR (Nov 30)
Passing Yards: 461, Spencer Petras at Utah State (Oct 11)
TD Passes: 3, 3x, last by Brayden Schager at Hawai'i (Nov 9)
Long Pass: 74, Brayden Schager at Hawai'i (Nov 9)

Receptions: 10, 4x, last by Jalen Royals & Jack Hestera at Utah State (Oct 11)
Receiving Yards: 155, Jalen Royals at Utah State (Oct 11)
TD Receptions: 2, Jonah Panoke at Hawai'i (Nov 9)
 2 LeQuint Allen vs Syracuse (Oct 4)
Long Reception: 74, Dekel Crowdus at Hawai'i (Nov 9)

Punt Returns: 3, Isaiah Crosby vs Cal (Dec 18)
Punt Return Yards: 34, Isaiah Crosby vs Cal (Dec 18)
Punt Return Long: 24, Isaiah Crosby vs Cal (Dec 18)

Kickoff Returns: 4, Bryan Massey at Houston (Aug 31)
Kickoff Return Yards: 94, Bryan Massey at Houston (Aug 31)
Kickoff Return Long: 41, Bryan Massey at Houston (Aug 31)

Offensive Attempts: 67, Kyle McCord vs Syracuse (Oct 4)
Offensive Yards: 471, Spencer Petras at Utah State (Oct 11)

All-Purpose Attempts: 36, Ashton Jeanty vs Boise State (Oct 25)
All-Purpose Yards: 223, Ashton Jeanty at Boise State (Dec 6)

Points: 24, LeQuint Allen vs Syracuse (Oct 4)
Touchdowns: 4, LeQuint Allen vs Syracuse (Oct 4)

Field Goals Attempted: 3, Jonah Dalmas vs Boise State (Oct 25)
Field Goals Made: 3, Jonah Dalmas vs Boise State (Oct 25)
Longest Field Goal Attempted: 44, Jonah Dalmas vs Boise State (Oct 25)
Longest Field Goal Made: 44, Jonah Dalmas vs Boise State (Oct 25)

Punts: 9, Trent Carrizosa at San Jose State (Nov 22)
Best Punting Average: 49.3, Josh Green at Oregon State (Oct 19)
Longest Punt: 72, Guy Gillespie vs UNR (Nov 30)

Tackles: 14, Alexander Teubner vs Boise State (Oct 25)
Sacks: 2, Fadi Diggs vs Syracuse (Oct 4)
 2, Cian Slone at Utah State (Oct 11)
 2, Marco Notarainni at Boise State (Dec 6)



2024 STARTERS



STARTING LINEUPS

OFFENSE

| OPPONENT | WR | WR | LT | LG | C | RG | RT | TE/RB/FB | QB | RB | TEWR | PK |
|--------------------------|-----------|--------------|----------|---------|------|------|--------|-----------|----------|----------|-----------|------------|
| at Houston | White III | Cain | St. John | Ambuehl | Hasz | Su'a | Shanks | Ballungay | Sluka | Thomas | Moore | Chittenden |
| UTAH TECH | White III | De Jesus | St. John | Ambuehl | Hasz | Su'a | Shanks | Ballungay | Sluka | Allen | Moore | Chittenden |
| at Kansas | White III | Cain | St. John | Ambuehl | Hasz | Su'a | Shanks | Ballungay | Sluka | De Jesus | Beasley | Chittenden |
| FRESNO STATE | White III | Cain | St. John | Ambuehl | Hasz | Su'a | Shanks | Green | Williams | James | Moore | Chittenden |
| SYRACUSE | White III | Bradley | St. John | Ambuehl | Hasz | Su'a | Shanks | James | Williams | Thomas | Ballungay | Chittenden |
| at Utah State | White III | De Jesus | St. John | Ambuehl | Hasz | Boyd | Shanks | Moore | Williams | James | Ballungay | Chittenden |
| at Oregon State | White III | De Jesus | St. John | Ambuehl | Hasz | Su'a | Shanks | Moore | Williams | Thomas | Ballungay | Chittenden |
| No. 17/19 BOISE STATE | White III | De Jesus | St. John | Ambuehl | Hasz | Su'a | Shanks | Green | Williams | Thomas | Moore | Chittenden |
| at Hawai'i | White III | Thompson Jr. | St. John | Ambuehl | Hasz | Su'a | Shanks | Moore | Williams | Thomas | Ballungay | Chittenden |
| SAN DIEGO STATE | White III | Cain | St. John | Ambuehl | Hasz | Su'a | Shanks | Moore | Williams | Thomas | Ballungay | Chittenden |
| at San José State | White III | Thompson Jr. | St. John | Ambuehl | Hasz | Su'a | Shanks | Moore | Williams | Thomas | De Jesus | Chittenden |
| UNR | White III | De Jesus | St. John | Ambuehl | Hasz | Su'a | Shanks | Norris | Williams | Thomas | Moore | Chittenden |
| at No. 11/11 Boise State | White III | Thompson Jr. | St. John | Ambuehl | Hasz | Su'a | Shanks | Moore | Williams | Thomas | De Jesus | Chittenden |
| vs. Cal (LA Bowl) | Bradley | De Jesus | St. John | Ambuehl | Hasz | Su'a | Shanks | Moore | Williams | Thomas | Ballungay | Chittenden |

DEFENSE

| OPPONENT | DE | DT | DT/DE | DE/CB | LB | LB | CB/LB | NICKEL | CB | SS | FS | P |
|--------------------------|-------|-----------|-----------|-----------|---------|----------|----------|---------|--------|---------|---------|---------|
| at Houston | Dixon | Webb | Whitmore | Doyle Jr. | Woodard | McDuffie | Chavis | Baldwin | Oliver | Catalon | Grimes | Nichols |
| UTAH TECH | Dixon | Webb | Whitmore | Doyle Jr. | Woodard | McDuffie | Correa | Baldwin | Oliver | Catalon | Grimes | Nichols |
| at Kansas | Dixon | Webb | Whitmore | Doyle Jr. | Woodard | Powell | Chavis | Baldwin | Oliver | Catalon | Grimes | Nichols |
| SYRACUSE | Dixon | Webb | Whitmore | Doyle Jr. | Woodard | Powell | Chavis | Baldwin | Oliver | Catalon | Grimes | Nichols |
| at Utah State | Dixon | Whitmore | Doyle Jr. | Elad | Woodard | Powell | Chavis | Baldwin | Oliver | Catalon | Grimes | Nichols |
| at Oregon State | Camac | Martinson | Conti | Doyle Jr. | Woodard | Powell | Chavis | Baldwin | Grimes | Catalon | Elad | Nichols |
| No. 17/19 BOISE STATE | Camac | Martinson | Conti | Doyle Jr. | Woodard | Powell | Correa | Ware | Grimes | Catalon | Elad | Nichols |
| at Hawai'i | Camac | Martinson | Conti | Doyle Jr. | Woodard | McDuffie | Oliver | Baldwin | Grimes | Catalon | Elad | Nichols |
| SAN DIEGO STATE | Camac | Martinson | Whitmore | Doyle Jr. | Woodard | McDuffie | Chavis | Baldwin | Oliver | Catalon | Elad | Nichols |
| at San José State | Camac | Whitmore | Doyle Jr. | Chavis | Woodard | Powell | McDuffie | Ware | Grimes | Catalon | Baldwin | Nichols |
| UNR | Camac | Martinson | Whitmore | Doyle Jr. | Woodard | McDuffie | Chavis | Baldwin | Grimes | Catalon | Elad | Nichols |
| at No. 11/11 Boise State | Camac | Martinson | Whitmore | Doyle Jr. | Woodard | McDuffie | Chavis | Baldwin | Grimes | Catalon | Elad | Nichols |
| vs. Cal (LA Bowl) | Camac | Martinson | Whitmore | Doyle Jr. | Woodard | McDuffie | Chavis | Baldwin | Ware | Catalon | Elad | Nichols |

2025 UNLV NUMERICAL ROSTER

| NO | NAME | POS | HGT | WGT | CL-EX | HOMETOWN | HIGH SCHOOL/PREVIOUS SCHOOL(S) |
|----|---------------------------|-----|------|-----|-------|---------------------|--|
| 0 | Troy Omeire | WR | 6-4 | 210 | SR-TR | Houston, TX | Fort Bend Austin HS/Texas/Arizona State |
| 0 | Laterrance Welch | DB | 6-1 | 190 | SR-TR | Lafayette, LA | Acadiana HS/LSU/Arizona State |
| 1 | Chief Borders | OLB | 6-4 | 245 | SR-TR | Powder Springs, GA | Heard County HS/Florida/Nebraska/Pittsburgh |
| 1 | Alex Orji | QB | 6-3 | 240 | JR-TR | Sachse, TX | Sachse HS/Michigan |
| 2 | Denver Harris | DB | 6-0 | 190 | SR-RS | Houston, TX | North Shore HS/Texas A&M/LSU/UTSA |
| 2 | Keyvone Lee | RB | 6-0 | 225 | SR-TR | St. Petersburg, FL | American Collegiate Academy/Penn State/Miss. State |
| 3 | Jaheem Joseph | S | 5-10 | 200 | SR-TR | Miami, FL | Pace HS/Northwestern/West Virginia |
| 3 | DaeDae Reynolds | WR | 6-2 | 210 | SR-TR | Springfield, IL | Grayson HS/Florida/Pittsburgh |
| 4 | DeAngelo Irvin Jr. | WR | 5-8 | 170 | JR-2L | Midwest City, OK | Midwest City HS |
| 4 | Andrew Powdrell | DB | 5-10 | 180 | JR-TR | The Woodlands, TX | College Park HS/Montana State |
| 5 | Quandarius Keyes | DB | 6-1 | 180 | JR-TR | Laurel, MS | Laurel HS/Pearl River CC |
| 5 | Koy Moore | WR | 6-1 | 200 | SR-TR | Kenner, LA | Arch Bishop Rummel HS/LSU/Auburn/WKU |
| 6 | Mumu Bin-Wahad | DB | 5-11 | 190 | SR-TR | Atlanta, GA | Grayson HS/West Virginia/UConn/Navarro CC |
| 6 | Jaden Bradley | WR | 6-4 | 195 | SR-1L | Fayetteville, NC | DeMatha Catholic HS/Pitt/Charlotte |
| 7 | Cameron Friel | QB | 6-3 | 230 | SR-3L | Kaneohe, HI | Kailua HS |
| 7 | Jake Pope | S | 6-1 | 200 | JR-TR | Buford, GA | Buford HS/Alabama/Georgia |
| 8 | Taeshawn Lyons | WR | 6-1 | 180 | SO-TR | Hayward, CA | Tennyson HS/Washington/Utah |
| 8 | Marsel McDuffie | ILB | 6-1 | 245 | SR-3L | Grand Prairie, TX | South Grand Prairie HS |
| 9 | Aamaris Brown | DB | 5-10 | 190 | SR-TR | Tampa, FL | Armwood HS/Kansas State/South Florida |
| 9 | Jai'Den Thomas | RB | 5-9 | 190 | JR-2L | Atlanta, GA | Westlake HS |
| 10 | Anthony Colandrea | QB | 6-0 | 205 | JR-TR | St. Petersburg, FL | Lakewood HS/Virginia |
| 10 | Tre Fulton | DB | 6-3 | 180 | FR-RS | Bakersfield, CA | Liberty HS |
| 11 | JoJo Earle | WR | 5-10 | 185 | SR-TR | Fort Worth, TX | Aledo HS/Alabama/TCU |
| 11 | Jordan Eubanks | LB | 6-2 | 240 | SR-2L | Denton, TX | Guyer HS/Florida State |
| 13 | Sebastian Circo | QB | 6-2 | 195 | FR-HS | Fort Lauderdale, FL | Western HS |
| 13 | Darien "Bleu" Stewart | S | 6-0 | 200 | SR-TR | Las Vegas, NV | Desert Pines HS/Utah/BYU |
| 14 | Bryce Edmondson | LB | 6-2 | 225 | SR-TR | Nashville, TN | Ensworth HS/Memphis |
| 14 | Gael Ochoa | QB | 6-2 | 195 | FR-RS | El Paso, TX | Pebble Hills HS |
| 15 | Blesyng Alualu-Tuiolemotu | LB | 6-1 | 220 | SO-1L | Kalihi, HI | James Campbell HS |
| 16 | Kayden McGee | WR | 6-0 | 170 | FR-RS | Muskogee, OK | Muskogee HS |
| 16 | Mohamed Altayeb | DL | 6-4 | 290 | JR-TR | Castle Rock, CO | Denver East HS/Garden City CC |
| 17 | Ose Egbase | DL | 6-4 | 260 | SR-3L | Encino, CA | Crespi HS |
| 18 | Landen Thomas | DL | 6-3 | 270 | SO-TR | Zachary, LA | Zachary HS/Arizona State |
| 19 | Danny Boden | WR | 6-0 | 175 | FR-HS | Dunwoody, GA | Dunwoody HS |
| 19 | Donovan Spellman | OLB | 6-4 | 230 | SR-TR | Greenville, NC | Clayton HS Appalachian State/Charlotte |
| 20 | Jaylon Glover | RB | 5-9 | 205 | JR-TR | Lakeland, FL | Lake Gibson HS/Utah |
| 21 | Joshua Tucheke | DB | 6-1 | 170 | FR-HS | Long Beach, CA | Millikan HS |
| 22 | Nijrell Eason II | DB | 5-11 | 185 | FR-RS | Gilbert, AZ | Higley HS |
| 23 | Jordan Buchanan | DB | 6-1 | 185 | JR-TR | Suwanee, GA | N. Gwinnett HS/Purdue/USA/Tennessee State |
| 23 | Kamran Williams | RB | 5-10 | 185 | FR-HS | Jefferson, TX | Jefferson HS |
| 24 | Kodi DeCambra | DB | 6-0 | 185 | SO-1L | Las Vegas, NV | Bishop Gorman HS/Oregon |
| 24 | Darrien Jones | RB | 6-0 | 215 | SO-SQ | Kansas City, MO | Park Hill HS |
| 25 | Jaylen Allen | DB | 6-0 | 175 | FR-RS | Las Vegas, NV | Desert Pines HS |
| 25 | Rogerick Ray | RB | 5-8 | 185 | SR-SQ | Raleigh, NC | North Raleigh Christian HS/Jackson State |
| 26 | Devin Hartsuck | DB | 5-10 | 190 | FR-RS | Fontana, CA | Etiwanda HS |
| 27 | Kela Moore | DB | 6-0 | 195 | FR-RS | Ewa Beach, HI | James Campbell HS |
| 28 | Logan Christensen | S | 6-0 | 190 | FR-HS | R. Santa Margarita | JSerra Catholic HS |
| 29 | Mohammad Maali | RB | 5-11 | 210 | JR-TR | Las Vegas, NV | Coronado HS/Pasadena City College |
| 30 | Tunmise Adeleye | DE | 6-4 | 275 | SR-TR | Katy, TX | Thompkins HS/Texas A&M/Michigan State/Texas St. |
| 30 | Var'Keyes Gumms | TE | 6-3 | 240 | SR-TR | Houston, TX | Dekaney HS/North Texas/Arkansas |
| 31 | Yasir Muhammad | DB | 6-2 | 170 | FR-HS | Germantown, TN | Germantown HS |
| 32 | Kenji Scanlan | OLB | 6-2 | 245 | FR-HS | Tacoma, WA | Yelm HS |
| 32 | Ramon Villela | PK | 6-2 | 210 | SO-SQ | Upland, CA | Upland HS |
| 33 | Emeka Megwa | LB | 6-0 | 220 | SR-TR | Fort Worth, TX | Timber Creek HS/Washington/Oklahoma |
| 33 | Cam Brown | P | 6-2 | 185 | FR-HS | Coollangatta, AUS | Currumbin State HS |
| 35 | Anthony Costanzo | DB | 6-3 | 205 | JR-SQ | Miami, FL | Palmer Ridge HS |
| 36 | Justin Flowe | LB | 6-2 | 230 | SR-TR | Chino, CA | Upland HS/Oregon/Arizona |
| 36 | Andrew McIlquham | LS | 6-2 | 220 | SR-TR | Groton, CT | Fitch HS/TCU/Temple |
| 37 | Carter Jula | P | 6-1 | 205 | FR-TR | Sarasota, FL | Sarasota HS/UNR |
| 38 | Caden Costa | PK | 6-0 | 200 | SR-TR | Mandeville, LA | Mandeville HS/Ole Miss/Memphis |
| 39 | Konner Melzer | P | 6-3 | 230 | JR-RS | R. Cucamonga, CA | Etiwanda HS/Mt. San Jacinto College |
| 40 | Armand Ausbon | OLB | 6-3 | 250 | SO-TR | Houston, TX | Paetow HS/Santa Barbara City College |
| 41 | Brock DeFries | S | 5-10 | 190 | FR-HS | Mission Viejo, CA | Mission Viejo HS |
| 42 | Andre Porter | OLB | 6-2 | 240 | FR-RS | Las Vegas, NV | Liberty HS |
| 43 | Jae Beasley | TE | 6-3 | 230 | SO-1L | Henderson, NV | Liberty HS |
| 43 | Kamuela Ka'aihue | LB | 6-2 | 240 | JR-TR | Papakolea, HI | President Theodore Roosevelt HS/Arizona |
| 44 | Waisale Muavesi | DL | 6-3 | 290 | SR-3L | Provo, UT | Timpvew HS |



2025 UNLV NUMERICAL ROSTER

| NO | NAME | POS | HGT | WGT | CL-EX | HOMETOWN | HIGH SCHOOL/PREVIOUS SCHOOL(S) |
|----|-----------------------|-----|-----|-----|-------|----------------------|--|
| 45 | Andrew Savaiinaea | TE | 6-4 | 260 | JR-TR | Graham, WA | Graham-Kapowsin HS/Florida/UNR |
| 49 | Kal-EI Togafau | DL | 6-3 | 255 | FR-HS | R. Cucamonga, CA | Rancho Cucamonga HS |
| 50 | Melvin Laster | DL | 6-2 | 265 | FR-RS | Kansas City, MO | Liberty North HS |
| 51 | Alexander Green | LB | 6-2 | 235 | FR-HS | Las Vegas, NV | Palo Verde HS |
| 52 | Jacob Beza | LB | 6-0 | 235 | FR-RS | Henderson, NV | Lake Mead Christian Academy |
| 52 | Sam Wolfenden | LS | 6-2 | 245 | FR-RS | Cave Creek, AZ | Cactus Shadows HS |
| 53 | Cory Hall | DE | 6-5 | 285 | SR-TR | Las Vegas, NV | Arbor View HS/Northern Arizona |
| 54 | Isaiah Patterson | LB | 6-4 | 235 | FR-TR | Vancouver, WA | Yelm HS/UCLA |
| 55 | Cohen Fuller | DL | 6-3 | 300 | SR-TR | Inglewood, CA | Cathedral HS/EI Camino Collegel/Coastal Carolina |
| 55 | Donovan Manson | OL | 6-3 | 315 | SR-TR | Indian Land, SC | Indian Land HS/Coastal Carolina |
| 56 | Andrew O'Reilly | LS | 6-4 | 185 | FR-HS | Las Vegas, NV | Faith Lutheran HS |
| 60 | Malik McGowan | OL | 6-5 | 325 | SR-TR | Charlotte, NC | Charlotte Catholic HS/North Carolina |
| 62 | Nick Scalise | OL | 6-6 | 315 | SR-SQ | El Dorado Hills, CA | Oak Ridge HS/Sierra College/UTEP |
| 63 | Alekai Afoa | OL | 6-4 | 285 | SO-TR | San Ramon, CA | California HS/Diablo Valley College |
| 64 | Reid Williams | OL | 6-1 | 300 | SR-TR | Ringgold, GA | Ringgold HS/Chattanooga |
| 65 | Ace Robinson | OL | 6-4 | 285 | FR-HS | Oakland, CA | De La Salle HS |
| 66 | James Faminu | OL | 6-6 | 315 | SR-TR | London, ENG | London Academy/Houston/Temple |
| 67 | Toby Moore | OL | 6-4 | 320 | FR-RS | Anderson, MO | McDonald County HS |
| 70 | Maysan Neubauer | OL | 6-5 | 325 | JR-TR | Chico, CA | Chico HS/Diablo Valley College |
| 71 | Ed Haynes | OL | 6-4 | 285 | SO-SQ | Henderson, NV | Liberty HS |
| 72 | Will Thomas | OL | 6-7 | 305 | JR-2L | Tulsa, OK | Union HS/New Mexico State |
| 73 | Alani Makihele | OL | 6-3 | 350 | SR-TR | Anchorage, AK | West HS/UNLV/UCLA |
| 74 | Amare Taase | OL | 6-4 | 330 | FR-RS | Scottsdale, AZ | Saguaro HS |
| 75 | Dyllan Drummond | OL | 6-4 | 295 | FR-RS | Tyler, TX | Chapel Hill HS |
| 76 | Chrysanthos Fetokakis | OL | 6-5 | 345 | FR-HS | Houston, TX | Strake Jesuit HS |
| 77 | Daniel Hernandez | OL | 6-4 | 300 | JR-TR | Houston, TX | C.E. King HS/Trinity Valley CC |
| 79 | Austin Boyd | OL | 6-4 | 305 | JR-2L | Lehi, UT | Lehi HS |
| 81 | Traivon Dyson | WR | 6-3 | 180 | JR-SQ | Las Vegas, NV | Sierra Vista HS/University of Mary |
| 82 | Rashawn Jackson | WR | 6-2 | 190 | SO-1L | Los Angeles, CA | Venice HS |
| 83 | Cassidee Miles | WR | 6-5 | 190 | FR-HS | Fort Worth, TX | Central HS (AZ) |
| 84 | Nick Elksnis | TE | 6-6 | 250 | SR-TR | Jacksonville, FL | Episcopal HS/Florida/South Carolina |
| 85 | Matt Byrnes | TE | 6-6 | 245 | SR-TR | Chicago, IL | De La Salle Institute/Iowa Western CC/Houston |
| 86 | David Titone-Perez | WR | 6-0 | 165 | FR-RS | Hacienda Heights, CA | Los Altos HS |
| 87 | Tavian McNair | WR | 6-2 | 180 | FR-HS | North Las Vegas, NV | Centennial HS (CA) |
| 88 | Velltray Jefferson | TE | 6-6 | 260 | JR-TR | Fresno, CA | Edison/Fresno State/Fresno City CC |
| 88 | Mo Abbasher | DL | 6-3 | 305 | SO-TR | Coppell, TX | Navarro College |
| 90 | Elijah Logo | DL | 6-2 | 295 | FR-HS | Henderson, NV | Liberty HS |
| 91 | Elias Rudolph | OLB | 6-5 | 205 | FR-TR | Deerfield Beach, FL | Deerfield Beach HS/Miami |
| 92 | Jalen Lee | DL | 6-3 | 300 | SR-TR | Watson, LA | Live Oak HS/Florida/LSU |
| 93 | Maxwell Peterson | DL | 6-3 | 290 | SO-SQ | R. Cucamonga, CA | Eleanor Roosevelt HS |
| 94 | Lucas Conti | DL | 6-5 | 290 | SO-1L | Corona, CA | Centennial HS |
| 99 | Jordan Covington | DL | 6-4 | 290 | FR-HS | McKinney, TX | McKinney HS |

UNLV PRONUNCIATION GUIDE

Mo Abbasher (88).....ah-BASH-er
Tunmise Adeleye (30).....tune-ME-shay ah-DAH-lay-AH
Alekai Afoa (63).....AL-ah-KYE ah-FO-ah
Mohamed Altayeb (16).....mo-HAH-mid ALL-tah-YEB
Blesyng Aluala-Tuiolomotu (15)...AH-lu-AH-lu two-E-OH-lay-MO-two
Jacob Beza (52).....B-zah
Mumu Bin-Wahad (6).....MOO-MOO bin-wah-HAHD
Malik Bradford (89).....mah-LEEK
Aamaris Brown (9).....ah-MAR-is
Anthony Costanzo (35).....cah-STAN-zo
Brock DeFries (41).....duh-FREEZE
Traivon Dyson (81).....TRAY-von
Nijrell Eason (22).....NIHJ-rell
Ose Egbase (17).....OH-say egg-BAH-say
James Faminu (66).....FAM-in-new
Chrysanthos Fetokakis (76).....CHRIS-son-THOS fe-tah-KAH-kis
Cameron Friel (7).....FREEL
Jaheem Joseph (3).....JAH-heem
Kamuela Ka'aihue (43).....kah-MWELL-ah kah-eye-WHO-A
Mohammad Maali (29).....mo-HAH-mid MAH-lee
Andrew McIlquham (36).....MACKLE-wahm
Emeka Megwa (33).....ah-MEK-ah MEG-wah

Kela Moore (27).....KELL-ah
Waisale Muavesi (44).....WHY-sah-lay MUH-ah-VES-ee
Yasir Muhammad (31).....yah-SEAR mah-HAH-mid
Gael Ochoa (14).....GUY-el OH-cho-AH
Troy Omeire (0).....oh-ME-RAY
Alex Orji (1).....OR-gee
Andrew Powdrell (4).....pow-DRELL
DaeDae Reynolds (3).....DAY DAY
Andrew Savaiinaea (45).....sah-VAH-e-NYE-ah
Amare Taase (63).....ah-MAR-ay TAH-say
Jai'Den Thomas (9).....JAY-din
David Titone-Perez (86).....t-TONY puh-REZ
Kal-EI Togafau (49).....CAL-EL TONGUE-ah-FAHW
Ramon Villela (32).....v-EL-ah
Latterance Welch (0).....lah-TER-ance WELCH

COACHES

Bam Amina (LB).....ah-MEAN-ah
Paul Guenther (DC/S).....GUN-ther
Tanner Maher (S&C).....MAHRR
Adam Scheier (STC).....SHY-er
Mike Sollenne (OL).....so-LENNY

