


# PERBELLS

HARD. SMART. TOUGH.



RECORD  
BOOK

## ATTENDANCE

### OVERALL

Season Attendance:	438,975	2023 (14 games)*
	437,125	2004 (11 games)
	394,345	2010 (13)
	380,223	2003 (12)
	377,779	1996 (12)
Season Average:	39,739,	2004 (11 games)
	31,685	2003 (12)
	31,482	1996 (12)
	31,355	2023 (14)*
	30,763	2002 (12)
Single-Game:	109,482	at Michigan, 2023
	108,683	at Michigan, 2015
	108,625	at Tennessee, 2004
	106,212	at Tennessee, 1996
	106,187	at Ohio State, 2017

### HOME

Season Home:	175,684	2007 (6 games)
	173,437	2023 (7-game record)*
	122,513	2001 (5-game record)
Season Home Average:	29,281	2007 (6 games)
	27,582	2002 (6)
	25,805	2003 (6)
	24,799	1981 (6)
	24,777	2023 (7-game record)*
	24,503	2001 (5-game record)
Single-Game Home:	42,074	Wisconsin, 2002

### AWAY

Season Away:	327,773	2004 (6 games)
	270,673	2010 (7-game record)
	259,036	1996 (6)
	254,455	2000 (7)
	239,060	2023 (6)
Season Away Average:	54,629	2004 (6 games)
	41,414	2008 (5-game record)
	38,668	2010 (7-game record)
Single-Game Away:	109,482	at Michigan, 2023

## MISCELLANEOUS

### ALL-TIME RECORD

Overall:	270-368-4 (.424), 56 seasons
Division I (since 1978):	198-321-3 (.382), 46 seasons
College/Division II (pre-1978):	71-36-1 (.662), 10 seasons
Home:	183-156-3 (.539)
Road:	87-208-1 (.296)
Neutral:	1-4 (.200)
Allegiant Stadium (2020-SA):	10-12 (.455), 4 seasons
Sam Boyd Stadium (1971-2019):	157-139-3 (.530), 49 seasons
Butcher Memorial (1970-71):	6-2 (.750), 2 seasons
Cashman Field (1968-69):	10-3 (.769), 2 seasons
Mountain West:	57-132 (.302), 1999-SA
Western Athletic Conference:	3-21 (.125), 1996-98
Big West Conference (PCAA):	45-46-1 (.495), 1982-95
Postseason Record:	4-4
	Guaranteed Rate Bowl (2023) 0-1
	Heart of Dallas Bowl (2014): 0-1
	Las Vegas Bowl (1994, 2000): 2-0
	California Bowl (1984): 1-0
	NCAA Division II Playoffs: 1-2
Season Openers:	26-30 (.464)
Home Openers:	34-22 (.607)
When Opening at Home:	21-10 (.677)
When Opening on Road:	5-20 (.200)
Conference Openers:	15-27 (.357)
Home:	11-10 (.524)
Away:	4-17 (.190)
Homecoming Games:	27-28 (.491)
Overtime Games:	6-11 (.353)



1968 REBELS — First team in school history

### OVERALL RECORD

Best:	12-1 (.923), 1974
Worst:	0-11 (.000), 1998

### WINS

Most:	12, 1974 (1 loss)
Fewest:	0, 2020 (6 losses), 1998 (11 losses)

### LOSSES

Most:	11, (4 times), last time: 2014 (13 G)
Fewest:	1, 1979, 1974, 1968

### HOME WINS

Most:	10, 1974
Fewest:	0, 2020, 1999, 1998

### HOME LOSSES

Most:	6, 1972
Fewest:	0, 2000, 1979, 1977, 1974

### ROAD WINS

Most:	5, 1984
Fewest:	0 (11 times), last time: 2020

### ROAD LOSSES

Most:	7, 2014, 2011, 2010
Fewest:	0, 1968

### CONFERENCE WINS

Most:	7, 1984
Fewest:	0, 2020, 1998

### CONFERENCE LOSSES

Most:	8, 1998
Fewest:	0, 1984

### CONFERENCE HOME WINS

Most:	3, 2023, 2000, 1989, 1987, 1985, 1984
Fewest:	0, 2020, 2004, 1999, 1998, 1993

### CONFERENCE HOME LOSSES

Most:	4, 2004, 2003, 1999, 1998
Fewest:	0, 2000, 1994, 1987, 1984

### CONFERENCE AWAY WINS

Most:	4, 1984
Fewest:	0 (13 times), last time: 2020

### CONFERENCE AWAY LOSSES

Most:	5, 2006, 2005, 1998, 1997, 1996
Fewest:	0, 1984

### MOST CONSECUTIVE

Wins:	12, 1974
	8, 1975-76, 1968
	7, 1984, 1979, 1978
Losses:	16, 1997-98
	14, 2020-21
	12, 1995-96
	10, 2006
Ties:	2, 1979
Home Wins:	17, 1973-75
	17, 1975-77
	11, 1978-79
Home Losses:	12, 1997-99
	7, 2020-21, 1995-96
	6, 2003-04
Conference Home Wins:	4, 2023
	4, 1994-95
	4, 1985-86
Conference Home Losses:	10, 1997-99
	7, 2003-04
	6, 2005-06
	5, (4 times), last time: 2020-21
Road Wins:	5, 1984 (includes bowl game)
	4, 1983-84
	4, 1968-69
Road Losses:	26, 1994-98
	23, 2009-13
	15, 2004-06
Conference Away Wins:	6, 1983-84
	4, 1993-94
Conference Away Losses:	20, 2004-09
	16, 1994-98
	14, 2009-12
Games Without Being Shut Out:	136, 10/15/11-SA
	65, 9/9/89-9/2/95
	63, 11/4/72-9/23/78
	60, 10/22/83-11/12/88

### BIGGEST COMEBACK VICTORIES

Deficit Situation	Opponent	Date	Final
23 Trailed 23-0 in 2nd qtr.	UNR	11-24-18	34-29
21 Trailed 21-0 in 2nd qtr.	Central Michigan	9-14-13	31-21
21 Trailed 35-14 in 2nd qtr.	Nebraska-Omaha	10-16-76	63-42
19 Trailed 28-9 in 3rd qtr.	Tennessee State	11-9-79	36-28
17 Trailed 24-7 in 2nd qtr.	at Air Force	11-18-23	31-27
17 Trailed 17-0 in 1st qtr.	Vanderbilt	9-16-23	40-37
17 Trailed 17-0 in 2nd qtr.	New Mexico	9-30-22	31-20
17 Trailed 24-7 in 3rd qtr.	San Diego State	11-28-09	28-24
17 Trailed 41-24 in 3rd qtr.	at BYU	10-10-81	45-41
14 Accomplished Seven Times			

(ALL REGULAR-SEASON ONLY UNLESS NOTED)

\*Includes MW Championship Game

# TEAM RECORDS - OFFENSE



## RUSHING

### MOST RUSHING ATTEMPTS

**Game:** 68 vs. Wyoming, 1978  
68 vs. Nevada, Reno, 1968  
66 vs. Arkansas State, 1995  
65 vs. New Mexico State, 1991  
65 at Nevada, Reno, 1977

**Season:** 632, 1979  
596, 1973  
586, 1978  
578, 1974  
547, 2000

### FEWEST RUSHING ATTEMPTS

**Game:** 16 at San Jose State, 1996  
16 at Akron, 1976  
17 vs. Idaho, 1994  
17 vs. BYU, 1982  
18 vs. San Diego State, 1981

**Season:** 224, 2020 (6-game season)  
343, 1994  
347, 2006  
353, 1993  
359, 1996

### MOST RUSHING YARDS

**Game:** 523 at Santa Clara, 1973  
517 vs. Idaho State, 2015  
439 at Wyoming, 2001  
439 vs. Hawaii, 1981  
417 at New Mexico, 1980  
414 vs. UTEP, 2018

**Season:** 3,334, 1974  
3,180, 1973  
3,007, 1979  
2,898, 2016  
2,882, 2017

### FEWEST RUSHING YARDS

**Game:** (-21) vs. Idaho, 1994  
(-10) at San Jose State, 1996  
(-6) vs. Air Force, 1998  
2 vs. BYU, 2005  
2 at Air Force, 2005  
5 at TCU, 2005  
8 vs. Iowa State, 1999  
8 at Akron, 1976

**Season:** 868, 2020 (6-game season)  
930, 1996  
979, 1971  
1,059, 1994  
1,072, 1982

### HIGHEST AVERAGE RUSHING YARDS

**Per Carry:** 5.8, 1974  
5.6, 2016  
5.5, 2017  
5.3, 1973  
5.2, 2002

**Per Game:** 303.1, 1974  
289.1, 1973  
250.6, 1979  
241.5, 2016  
241.3, 1978

### LOWEST AVERAGE RUSHING YARDS

**Per Carry:** 2.6, 1996  
2.6, 1971  
2.9, 1982  
3.0, 2010, 1972

**Per Game:** 77.5, 1996  
89.5, 2006  
96.3, 1994  
97.5, 1982  
97.9, 1971

### MOST RUSHING TOUCHDOWNS

**Game:** 7 vs. Southern Utah, 2019  
7 vs. Prairie View A&M, 1974  
6 at UTEP, 2023  
6 vs. Idaho State, 2015  
6 at Air Force, 2013  
6 vs. Portland State, 1986  
6 vs. New Mexico, 1981  
6 at New Mexico, 1980

**Season:** 39, 2023  
38, 1974  
34, 1975  
32, 1973  
29, 2017

### FEWEST RUSHING TOUCHDOWNS

**Season:** 6, 1999  
7, 2020 (6-game season)  
8, 1998  
8, 1992

## PASSING

### MOST PASSING ATTEMPTS

**Game:** 79 vs. Idaho, 1994 (48 comp.)  
61 at San Jose State, 1996 (33 comp.)  
57 at BYU, 1981 (31 comp.)  
56 vs. Hawaii, 2013 (34 comp.)  
56 at San Diego State, 1997 (31 comp.)

**Season:** 530, 1996 (287 comp.)  
498, 2014 (268 comp.)  
492, 1981 (284 comp.)  
483, 2013 (299 comp.)  
476, 1994 (232 comp.)

### FEWEST PASSING ATTEMPTS

**Game:** 11 vs. Cal State Fullerton, 1983 (9 comp.)  
11 vs. Cal State Fullerton, 1980 (5 comp.)  
11 at Nevada, Reno, 1969  
12 at TCU, 2011 (4 comp.)  
12 vs. Nevada, Reno, 1974 (2 comp.)  
12 vs. Nevada, Reno, 1970

**Season:** 104, 1973 (41 comp.)  
129, 1974 (53 comp.)  
198, 1969 (85 comp.)  
196, 2020 (115 comp.) (6-game season)  
210, 1968 (114 comp.)

### MOST PASSING COMPLETIONS

**Game:** 48 vs. Idaho, 1994 (79 att.)  
36 at Minnesota, 2013 (51 att.)  
34 vs. Hawaii, 2013 (56 att.)  
33 vs. Washington State, 2012 (50 att.)  
33 at San Jose State, 1996 (61 att.)  
33 at Idaho, 1977 (55 att.)

**Season:** 299, 2013 (483 att.)  
287, 1996 (530 att.)  
284, 1981 (492 att.)  
268, 2014 (498 att.)  
251, 2023 (404 att.)

### FEWEST PASSING COMPLETIONS

**Game:** 1 at Nevada, Reno, 2011 (14 att.)  
2 at San Diego State, 2016 (13 att.)  
2 vs. Nevada, Reno, 1974 (12 att.)  
4 at Arkansas, 2001 (16 att.)  
4 at Baylor, 1988 (22 att.)  
4 vs. BYU at Yokohama, Japan, 1978 (15 att.)

**Season:** 41, 1973 (104 att.)  
53, 1974 (129 att.)  
85, 1969 (198 att.)  
101, 2001 (233 att.)  
108, 1991 (228 att.)  
108, 1978 (256 att.)

### MOST PASSING YARDS

**Game:** 635 vs. Idaho, 1994  
561 at Idaho, 1977  
503 vs. San Diego State, 1996  
486 vs. Wyoming, 1996  
479 at Texas-El Paso, 1981

**Season:** 4,230, 1981  
3,685, 1996  
3,357, 2014  
3,349, 2023  
3,140, 1997

### FEWEST PASSING YARDS

**Game:** 8 at Nevada, Reno, 2011  
9 at San Diego State, 2016  
21 at BYU, 1998  
23 at Arkansas State, 2018  
39 at Baylor, 1988

**Season:** 677, 1973  
937, 1974  
1,115, 2020 (6-game season)  
1,255, 1969  
1,350, 1987



1974 REBELS — School-record 12 wins

**BE A REBEL.**

## HIGHEST AVERAGE PASSING YARDS

Per Attempt: 9.1, 1975  
 Per Completion: 17.7, 1974  
 Per Game: 352.5, 1981

## LOWEST AVERAGE PASSING YARDS

Per Attempt: 4.8, 1987  
 Per Completion: 9.1, 2011  
 Per Game: 85.2, 1974

## HIGHEST COMPLETION PERCENTAGE

Game: .864 (19-22) vs. Utah State, 2008  
 .846 (11-13) vs. Jackson State, 2016  
 .842 (16-19) at North Texas, 1999  
 .833 (25-30) vs. Central Michigan, 2013  
 .833 (15-18) at Air Force, 2013  
 Season: .621 (251-404), 2023  
 .620 (207-334), 1984  
 .619 (299-483), 2013  
 .595 (248-417), 2009  
 .594 (189-318), 1983

## LOWEST COMPLETION PERCENTAGE

Game: .071 (1-14) at Nevada, Reno, 2011  
 .154 (2-13) at San Diego State, 2016  
 .167 (2-12) vs. Nevada, Reno, 1974  
 .182 (4-22) at Baylor, 1988  
 .238 (5-21) at Arkansas State, 2018  
 Season: .394 (41-104), 1973  
 .411 (53-129), 1974  
 .420 (119-283), 1987  
 .422 (108-256), 1978  
 .429 (85-198), 1969

## MOST TOUCHDOWNS PASSING

Game: 6 vs. Texas-El Paso, 1980  
 5 vs. Idaho State, 2022  
 5 vs. San Diego State, 2013  
 5 vs. New Mexico, 2006  
 5 vs. San Jose State, 1997  
 5 vs. Idaho, 1994  
 5 vs. Cal Tech, 1968  
 Season: 31, 1980  
 27, 2013  
 26, 1996  
 25, 1979  
 24, 2018, 1984

## FEWEST TOUCHDOWNS PASSING

Season: 6, 2020 (6-game season)  
 6, 1988  
 6, 1973  
 6, 1972  
 9, 1985  
 9, 1978

## MOST PASSES HAD INTERCEPTED

Game: 6 vs. Louisiana-Lafayette, 1993  
 6 vs. Louisiana-Lafayette, 1987  
 5 (5 times), last time: vs. Hawaii, 1996  
 Season: 27, 1993  
 24, 1997  
 23, 1987  
 22, 2014, 1994, 1981

## FEWEST PASSES HAD INTERCEPTED

Season: 4, 2020 (6-game season)  
 6, 2008  
 6, 1999  
 7, 2022  
 7, 1990

## TOTAL OFFENSE

### MOST TOTAL PLAYS

Season: 990, 2013  
 964, 2014  
 957, 1979  
 942, 2023  
 920, 2012

### FEWEST TOTAL PLAYS

Season: 420, 2020 (6-game season)  
 626, 1968  
 659, 1971  
 675, 1999  
 695, 1998

### MOST TOTAL OFFENSIVE YARDS

Game: 671 at Idaho, 1977  
 653 vs. Wyoming, 2016  
 651 vs. New Mexico, 1981  
 644 vs. Wyoming, 2002  
 632 vs. Texas-El Paso, 1980  
 Season: 5,895, 1981  
 5,778, 2023  
 5,665, 1979  
 5,348, 2013  
 5,125, 2017

### FEWEST TOTAL OFFENSIVE YARDS

Game: 50 at Baylor, 1988  
 98 at BYU, 1998  
 106 vs. Iowa State, 1999  
 110 at Nevada, Reno, 2011  
 118 vs. BYU, 1999  
 118 at Nevada, Reno, 1991  
 Season: 1,983, 2020 (6-game season)  
 2,543, 1971  
 2,808, 1998  
 2,860, 1999  
 3,028, 1972

### HIGHEST AVERAGE PER GAME

Season: 491.3, 1981  
 472.1, 1979  
 453.7, 1977  
 446.2, 1980  
 427.1, 2017

### LOWEST AVERAGE PER GAME

Season: 254.3, 1971  
 255.3, 1998  
 260.0, 1999  
 273.7, 2011  
 274.2, 2010

## FIRST DOWNS

### MOST FIRST DOWNS

Game: 38 vs. Hawaii, 2013  
 35 vs. Texas-El Paso, 1980  
 34 vs. Idaho, 1994  
 34 at Hawaii, 1979  
 33 at Pacific, 1990  
 Season: 307, 2013  
 289, 1979  
 287, 2023  
 283, 1981  
 267, 2014

## FEWEST FIRST DOWNS

Game: 2 at Baylor, 1988  
 4 vs. San Jose State, 1988  
 4 vs. Cal State Fullerton, 1986  
 5 at BYU, 1998  
 6 (3 times), last time: at TCU, 2011  
 Season: 113, 2020 (6-game season)  
 141, 1971  
 149, 1998  
 156, 1968  
 157, 1988

### MOST RUSHING FIRST DOWNS

Game: 21 vs. UTEP, 2018  
 21 at Pacific, 1990  
 20 vs. Utah State, 2017  
 20 vs. Idaho State, 2015  
 20 at Air Force, 2013  
 Season: 156, 1979  
 147, 1974  
 140, 2016  
 140, 1984  
 135, 2018, 1980

### FEWEST RUSHING FIRST DOWNS BY UNLV

Game: 0 vs. Idaho, 1994  
 0 at Baylor, 1988  
 1 (7 times), last time: vs. San Diego State, 2021  
 Season: 54, 2020 (6-game season), 1971  
 64, 2006  
 65, 1994  
 68, 1993  
 70, 2021

### MOST PASSING FIRST DOWNS BY UNLV

Game: 31 vs. Idaho, 1994  
 23 vs. Wyoming, 1996  
 23 at Idaho, 1977  
 22 vs. Hawaii, 2013  
 21 vs. Long Beach State, 1981  
 21 at BYU, 1981  
 Season: 171, 1981  
 161, 1996  
 156, 2013  
 148, 2014  
 144, 2023

### FEWEST PASSING FIRST DOWNS BY UNLV

Game: 0, at Nevada, Reno, 2011  
 1 at San Diego State, 2016  
 1 at TCU, 2009  
 1 at BYU, 1998  
 1 at Baylor, 1988  
 1 vs. Nevada, Reno, 1974  
 Season: 32, 1973  
 38, 1974  
 46, 1969  
 52, 1987  
 53, 2020 (6-game season)

### MOST FIRST DOWNS BY PENALTY

Game: 7 at Nevada, Reno, 2009  
 7 at Wyoming, 1981  
 6 vs. Washington State, 2012  
 6 vs. Utah, 2005  
 6 at Utah State, 2005  
 6 vs. South Dakota, 1976  
 Season: 32, 1996  
 29, 2009  
 28, 2023  
 28, 2014  
 28, 2012



## SCORING

### MOST POINTS SCORED

**Quarter:** 35 vs. Idaho State, 2022 (2nd)  
35 vs. Idaho State, 2015 (1st)

**(1st):** 35 vs. Idaho State, 2015  
**(2nd):** 35 vs. Idaho State, 2022  
**(3rd):** 30 vs. Santa Clara, 1974  
**(4th):** 33 vs. Cal Tech, 1968

**Half:** 28 (3 times), last time: vs. UNR, 2004  
52 vs. Idaho State, 2015 (1st)  
42 vs. Jackson State, 2016 (1st)  
38 vs. UTEP, 2018 (1st)  
38 at New Mexico, 1980 (2nd)  
38 vs. Western Illinois, 1977 (1st)

**Game:** 80 vs. Idaho State, 2015  
72 at New Mexico, 1980  
69 vs. Wyoming, 2016  
69 vs. Cal Tech, 1968  
63 (4 times), last time: vs. Jackson State, 2016

**Overtime:** 17 vs. Wyoming, 2016 (3OTs)

**Season:** 482, 2023  
444, 1974  
389, 2013  
384, 1980  
379, 2016

### FEWEST POINTS SCORED

**Game:** 0 at Nevada, Reno, 2011  
0 at TCU, 2009  
0 vs. San Diego State, 2003  
0 vs. BYU, 1999  
0 vs. Iowa State, 1999  
0 vs. Utah State, 1995  
0 vs. Rice, 1995  
0 vs. Houston, 1989  
0 vs. San Jose State, 1988  
0 vs. Hawaii, 1983  
0 vs. BYU, 1982  
0 at New Mexico, 1978  
0 at Weber State, 1972  
0 vs. Missouri Southern, 1972  
0 vs. Cal Lutheran, 1969

**Season:** 104, 2020 (6-game season)  
149, 1972  
156, 1998  
160, 1999  
176, 1988

### MOST AVERAGE POINTS

**Per Game:** 34.9, 1980  
34.4, 2023  
34.2, 1974  
31.6, 2016  
31.3, 1970

### FEWEST AVERAGE POINTS

**Per Game:** 13.5, 1972  
14.2, 1998  
14.5, 1999  
16.0, 1988  
17.3, 2020, 2011

### MOST POINTS SCORED IN LOSING EFFORT

**Regulation:** 40 vs. Howard (43), 2017  
40 vs. New Mexico State (52), 1993

**Overtime Game:** 48 vs. San Jose State (55), 1997

### FEWEST PTS. SCORED IN WINNING EFFORT

**Game:** 10 at Cal State Fullerton (6), 1985  
12 vs. Wyoming (10), 1978  
13 vs. Northern Colorado (12), 2014  
13 vs. San Diego State (10), 2005  
13 at Cal State Fullerton (0), 1983

### MOST TOUCHDOWNS

**Game:** 11 vs. Idaho State, 2015  
10 vs. New Mexico, 1980  
10 vs. Cal Tech, 1968  
9 (4 times), last time: vs. Jackson State, 2016

**Season:** 58, 2023  
55, 1974  
52, 2013  
52, 1980  
51, 1979

### FEWEST TOUCHDOWNS

**Season:** 13, 2020 (6-game season)  
19, 1992  
20, 1988  
21, 1998  
23, 1999, 1985

### MOST FIELD GOALS MADE

**Game:** 6, (6 att.) vs. Colorado State, 2023  
5 (5 att.) vs. Fresno State, 2022  
4 (9 times) last time: vs. EWU, 2021

**Season:** 26, 2023  
22, 2017  
21, 1994  
20, 2003  
18, 2022

### FEWEST FIELD GOALS MADE

**Season:** 0, 1969

### MOST TWO-POINT CONVERSIONS

**Game:** 3 vs. Cal Tech, 1968

**Season:** 4, 2006, 2000, 1993, 1970, 1968

### FEWEST TWO-POINT CONVERSIONS

**Season:** 0, (19 times), last time: 2023

### MOST SAFETIES

**Game:** 2 vs. Texas-El Paso, 1980

**Season:** 3, 1969

### FEWEST SAFETIES

**Season:** 0, last time: 2023

### PENALTIES

#### MOST PENALTIES BY UNLV

**Game:** 22 vs. Wyoming, 2004  
19 vs. Utah State, 1985  
18 vs. BYU (at Yokohama, Japan), 1978  
17 vs. Utah State, 1983  
17 vs. BYU, 1980

**Season:** 138, 1984  
130, 1980  
118, 1978  
115, 1981  
114, 1974

#### FEWEST PENALTIES BY UNLV

**Game:** 0 at San Diego State, 2016  
0 vs. Western Illinois, 2013  
1 (9 times), last time: at New Mexico, 2017

**Season:** 40, 2020 (6-game season)  
45, 2013  
54, 2021  
56, 2017  
57, 2015

### MOST YARDS PENALIZED BY UNLV

**Game:** 185 at Colorado State, 1980  
167 vs. Wyoming, 2004  
160 vs. BYU, 1980  
156 vs. Cal Tech, 1968  
155 vs. BYU (at Yokohama, Japan), 1978

**Season:** 1,273, 1980  
1,134, 1984  
1,068, 1978  
1,057, 1981  
962, 1983

### FEWEST YARDS PENALIZED BY UNLV

**Game:** 0 at San Diego State, 2016  
0 vs. Western Illinois, 2013  
5 (4 times) last time: at New Mexico, 2017

**Season:** 339, 2020 (6-game season)  
406, 2013  
455, 2021  
497, 2017  
516, 2008

### MOST PENALTIES BY OPPONENT

**Game:** 20 vs. Cal State Fullerton, 1982  
18 vs. Kansas, 2023  
17 at Fresno State, 1985  
16 at San Diego State, 1982  
16 at Utah, 1980

**Season:** 114, 1982  
109, 1981  
105, 1994  
104, 1983  
101, 1996

### FEWEST PENALTIES BY OPPONENT

**Game:** 0 at TCU, 2011  
0 at Fresno State, 1981  
1 (9 times), last time: vs. Nevada, Reno, 2016

**Season:** 33, 1968  
40, 2020 (6-game season)  
48, 1999  
52, (3 times), last time: 2016

### MOST YARDS PENALIZED BY OPPONENT

**Game:** 216 vs. Kansas, 2023  
169 at Nevada, Reno, 2009  
146 vs. Montana, 1976  
144 vs. San Jose State, 1996  
136 (3 times), last time: at Utah State, 2005

**Season:** 964, 1996  
929, 1982  
889, 1972  
873, 1970  
859, 2009

### FEWEST YARDS PENALIZED BY OPPONENT

**Game:** 0 at TCU, 2011  
0 at Fresno State, 1981  
5 at Minnesota, 2013  
5 vs. Air Force, 2002  
5 vs. Hawaii, 1992  
5 at Pacific, 1988

**Season:** 302, 1968  
312, 2020 (6-game season)  
435, 1998  
437, 1999  
457, 2016



# TEAM RECORDS - DEFENSE

## MOST TOTAL OFFENSIVE YARDS ALLOWED

**Game:** 794 at Nevada, Reno, 1993  
733 at Nevada, Reno, 2009  
721 vs. New Mexico State, 1997  
707 vs. Idaho, 1994  
705 vs. Boise State, 2015

**Season:** 6,675, 2014  
6,516, 1996  
5,879, 1995  
5,856, 2010  
5,817, 2023

## FEWEST TOTAL OFFENSIVE YARDS ALLOWED

**Game:** 80 at San Francisco, 1968  
114 at Arkansas, 2001  
131 at Cal State Fullerton, 1983  
140 vs. San Diego State, 2005  
160 vs. San Diego State, 2001  
161 at Long Beach State, 1986

**Season:** 1,741, 1968  
2,733, 1973  
2,893, 2020 (6-game season)  
2,905, 1971  
2,973, 1969

## HIGHEST AVG TOTAL OFFENSIVE YARDS ALLOWED

**Per Play:** 7.4, 1996  
7.3, 1995  
7.2, 2020 (6-game season)  
6.7, 2010  
6.6, 2014, 2009

**Per Game:** 543.0, 1996  
534.5, 1995  
513.5, 2014  
482.2, 2020 (6-game season)  
458.7, 2017

## LOWEST AVG TOTAL OFFENSIVE YARDS ALLOWED

**Per Play:** 3.0, 1968  
3.9, 1973  
4.0, 1974  
4.2, 1978  
4.5, 1986, 1972, 1970

**Per Game:** 193.4, 1968  
248.5, 1978  
290.5, 1971  
297.3, 1969  
304.0, 1978

## MOST RUSHING YARDS ALLOWED

**Game:** 586 at Iowa State, 1995  
559 at Nevada, Reno, 2009  
551 at Central Michigan, 1994  
511 At Air Force, 2021  
497 at New Mexico, 2013

**Season:** 3,820, 2014  
3,228, 1996  
3,059, 1995  
2,895, 2010  
2,872, 2017

## FEWEST RUSHING YARDS ALLOWED

**Game:** -9 at Azusa Pacific, 1968  
-7 at Idaho State, 1970  
6 vs. Hawaii, 2011  
8 at Long Beach State, 1986  
12 at San Diego State, 1980

**Season:** 711, 1968  
1,279, 1969  
1,447, 1973  
1,528, 1974  
1,530, 2020 (6-game season)

## FEWEST AVERAGE RUSHING YARDS ALLOWED

**Per Carry:** 2.1, 1968  
**Per Game:** 79.0, 1968

## MOST PASSING YARDS ALLOWED

**Game:** 588 at Nevada, Reno, 1993  
552 at Nevada, Reno, 1995  
493 vs. Houston, 1989  
477 vs. Hawaii, 2009  
474 at Ohio State, 2017

**Season:** 3,552, 2023  
3,288, 1996  
3,211, 2018  
3,157, 1993  
3,096, 2012

## FEWEST PASSING YARDS ALLOWED

**Game:** 0 at Air Force, 2021  
0 at New Mexico, 2017  
0 vs. Louisiana-Lafayette, 1985  
5 vs. New Mexico, 2014  
14 vs. Air Force, 2022  
18 vs. Iowa State, 1999  
19 vs. Louisiana-Monroe, 1973  
20 vs. New Mexico, 2002

**Season:** 1,030, 1968  
1,168, 1971  
1,286, 1973  
1,363, 2020 (6-game season)  
1,454, 1978

## FEWEST AVERAGE PASSING YARDS ALLOWED

**Per Attempt:** 4.4, 1968  
**Per Completion:** 9.9, 1968  
**Per Game:** 114.4, 1968

## MOST INTERCEPTIONS MADE

**Game:** 6 vs. Santa Clara, 1974  
5 at Utah State, 2022  
5 vs. Idaho State, 1984  
5 vs. Utah State, 1983  
5 at San Jose State, 1981  
5 vs. Pacific, 1992

**Season:** 23, 1974  
21, 1978  
21, 1970  
20, 1975  
19, 1980, 1971

## FEWEST INTERCEPTIONS MADE

**Season:** 2, 2020 (6-game season)  
5, 2016  
5, 2009  
5, 2005  
6, 2004  
6, 1996  
6, 1989

## MOST SACKS BY

**Game:** 13 vs. New Mexico State, 1985

**Season:** 54, 1980  
52, 1979  
44, 1984  
40, 1985  
39, 1994

## MOST FIRST DOWNS ALLOWED

**Game:** 38 at Nevada, Reno, 1995  
38 vs. New Mexico State, 1995  
37 vs. Central Michigan, 1993  
35 vs. Northern Illinois, 2014  
35 at Louisiana Tech, 2012

**Season:** 325, 1996  
313, 2014  
296, 2012  
296, 1995  
291, 2010

## FEWEST FIRST DOWNS ALLOWED

**Game:** 5 at Arkansas, 2001  
6 at Cal State Fullerton, 1983  
7 vs. Pacific, 1983  
7 vs. Nevada, Reno, 1974  
8 vs. New Mexico, 2000  
8 vs. Montana State, 1992

**Season:** 113, 1968  
136, 2020 (6-game season)  
146, 1969  
156, 1971  
158, 1973

## MOST RUSHING FIRST DOWNS ALLOWED

**Game:** 26 at Air Force, 2021  
25 vs. Air Force, 2022  
25 at Air Force, 2017  
25 at Air Force, 1999  
24 at Air Force, 2009  
24 at Central Michigan, 1994

**Season:** 178, 2014  
157, 1996  
155, 1981  
153, 2010  
149, 1992

## FEWEST RUSHING FIRST DOWNS ALLOWED

**Game:** 0 at Arkansas, 2001  
0 at San Diego State, 1974  
1 at Long Beach State, 1986  
2 (5 times), last time: at UNR, 2021

**Season:** 53, 1968  
60, 1969  
74, 2020 (6-game season)  
75, 1974

## MOST PASSING FIRST DOWNS ALLOWED

**Game:** 31 at Nevada, Reno, 1995  
22 at Fresno State, 2013  
22 vs. Houston, 1989  
21 (5 times), last time: at UNR, 2021

**Season:** 149, 1996  
139, 2023  
137, 2019  
136, 1993  
136, 2015

## FEWEST PASSING FIRST DOWNS ALLOWED

**Game:** 0 at Air Force, 2021  
0 vs. New Mexico, 2014  
0 vs. Louisiana-Lafayette, 1985

**Season:** 47, 1971  
51, 2020 (6-game season)  
50, 1968  
61, 1978  
62, 1970, 1973

## MOST FIRST DOWNS BY PENALTY ALLOWED

**Game:** 8 vs. Long Beach State, 1985  
8 vs. Fresno State, 1984  
7 vs. Wyoming, 2004  
7 vs. Air Force, 1996  
7 vs. Wichita State, 1984

**Season:** 36, 1984  
30 (4 times), last time: 2023

# INDIVIDUAL RUSHING



## RUSHING ATTEMPTS

<b>Game:</b>	38, Charles Williams vs. Hawai'i, 2021 37, Ickey Woods vs. Long Beach State, 1987 37, Ickey Woods vs. Pacific, 1987 36, Tim Cornett at Air Force, 2013 36, Robert Gi at Louisiana Tech, 1993
<b>Freshman:</b>	28, James Wofford vs. San Jose State, 1997
<b>Season:</b>	274, Mike Thomas, 1973 264, Tim Cornett, 2013 259, Ickey Woods, 1987 254, Charles Williams, 2021 242, Tim Cornett, 2012
<b>Freshman:</b>	146, Armani Rogers (QB), 2017 144, Tim Cornett (RB), 2010
<b>Career:</b>	800, Charles Williams, 2016-21 769, Tim Cornett, 2010-13 631, Lexington Thomas, 2015-18 519, Dominique Dorsey, 2001-04 501, Kirk Jones, 1983-86

## RUSHING YARDS (NET)

<b>Game:</b>	314, Mike Thomas at Santa Clara, 1973 266, Charles Williams vs. Hawai'i, 2021 266, Mike Thomas vs. Boise State, 1974 265, Ickey Woods vs. Pacific, 1987 245, Mike Thomas vs. Prairie View A&M, 1974 239, Raymond Strong vs. Weber State, 1977 236, Mike Thomas vs. Wisconsin-Milwaukee, 1973 227, Aidan Robbins vs. North Texas, 2022 226, Joe Haro at Wyoming, 2001 222, Larry Croom at Colorado State, 2002 221, Henry Melton vs. New Mexico Highlands, 1974
<b>Freshman:</b>	1,741, Mike Thomas, 1973 1,658, Ickey Woods, 1987 1,408, Mike Thomas, 1974 1,360, Lexington Thomas, 2015-18 1,284, Tim Cornett, 2013 1,261, Charles Williams, 2021 1,261, Dominique Dorsey, 2004 1,257, Charles Williams, 2019 1,232, Tim Cornett, 2012 1,107, Joe Haro, 2001 1,067, Lexington Thomas, 2018 1,011, Aidan Robbins, 2022 1,007, Kirk Jones, 1984 1,005, Jeremi Rudolph, 2000
<b>Freshman:</b>	780, Armani Rogers (QB), 2017 763, Charles Williams (RB), 2016
<b>Career:</b>	4,201, Charles Williams, 2016-21 3,733, Tim Cornett, 2010-13 3,551, Lexington Thomas, 2015-18 3,149, Mike Thomas, 1973-74 2,834, Dominique Dorsey, 2001-04 2,656, Kirk Jones, 1983-86 2,536, Michael Morton, 1978-81 2,013, Joe Haro, 1998-2002 1,932, Omar Love, 1992-1996 1,925, Ickey Woods, 1984-1987

## RUSHING YARDS PER ATTEMPT

<b>Game</b> (min. 20 att.):	11.1, Larry Croom at Colorado State, 2002 10.5, Mike Thomas at Santa Clara, 1973 10.4, Raymond Strong vs. Weber State, 1977 10.3, Joe Haro at Wyoming, 2001 9.6, Darin Brightmon vs. Pacific, 1989 9.4, Mike Thomas vs. Wisconsin-Milwaukee, 1973
<b>Season</b> (min. 100 att.):	7.3, Raymond Strong, 1976 7.1, Leon Walker, 1978 7.0, Mike Thomas, 1974 6.5, Kirk Jones, 1984 6.4, Ickey Woods, 1987
<b>Career</b> (min. 150 att.):	6.6, Mike Thomas, 1973-74 6.5, Raymond Strong, 1976-77 6.4, Leon Walker, 1978-79 6.0, Lexington Thomas, 2015-18 6.0, Michael Morton, 1978-81



Ickey Woods



Kirk Jones

## GAMES RUSHING FOR 100 YARDS OR MORE

<b>Season:</b>	9, Ickey Woods, 1987 9, Mike Thomas, 1973 8, Tim Cornett, 2012 8, Mike Thomas, 1974 6 (4 times), last time: Charles Williams, 2019 3, Lexington Thomas, 2015 3, Dionza Bradford, 2011 3, Omar Love, 1992
<b>Freshman:</b>	18, Lexington Thomas, 2015-18 17, Mike Thomas, 1973-74 15, Charles Williams, 2016-21 16, Tim Cornett, 2010-13 11, Dominique Dorsey, 2001-04 10, Kirk Jones, 1983-86

## GAMES RUSHING FOR 200 YARDS OR MORE


<b>Season:</b>	3, Ickey Woods, 1987 3, Mike Thomas, 1973 2, Charles Williams, 2021 2, Mike Thomas, 1974 1, Henry Melton, 1974
<b>Freshman:</b>	5, Mike Thomas, 1973-74 3, Ickey Woods, 1984-87 2, Charles Williams, 2016-21 2, Raymond Strong, 1976-77



Mike Thomas

## RUSHING TOUCHDOWNS

<b>Game:</b>	4, Jai'Den Thomas at UTEP, 2023 4, Armani Rogers (QB) vs. PVAMU, 2018 4, Tim Cornett at Air Force, 2013 4, Mike Thomas vs. Prairie View A&M, 1974 4, Henry Melton vs. New Mexico Highlands, 1974 4, Mike Thomas vs. Wisconsin-Milwaukee, 1973 4, Jai'Den Thomas (2023) & Henry Melton (1974)
<b>Freshman:</b>	20, Mike Thomas, 1973 17, Lexington Thomas, 2017 17, Mike Thomas, 1974 15, Charles Williams, 2021 15, Tim Cornett, 2013
<b>Season:</b>	12, Jai'Den Thomas, 2023 8, Armani Rogers (QB), 2017 40, Lexington Thomas, 2015-18 37, Mike Thomas, 1973-74 35, Tim Cornett, 2010-13 34, Charles Williams, 2016-21 25, Mack Gilchrist, 1968-71 24, Jason Thomas, 2000-2002 20, Glenn Carano, 1973-76 20, Michael Morton, 1978-81 18, Armani Rogers, 2017-19



Lexington Thomas



Dominique Dorsey

\*Bowl Game • Active Players In **Bold**



**Randall Cunningham**



**Jon Denton**



**Larry Gentry**



**Glenn Carano**

## PASS ATTEMPTS

<b>Game:</b>	61, Jon Denton at San Jose State, 1996 57, Sam King at BYU, 1981 56, Caleb Herring vs. Hawaii, 2013 56, Jon Denton at San Diego State, 1997 55, Kenyon Oblad vs. Boise State, 2019 54, Jarrod Jackson vs. Utah, 2005 53, Jon Denton vs. San Diego State, 1996 53, Bob Stockham vs. New Mexico State, 1993 52, Jarrod Jackson vs. BYU, 2005 52, Sam King at Fresno State, 1981 61, Jon Denton at San Jose State, 1996
<b>Freshman:</b>	61, Jon Denton at San Jose State, 1996
<b>Season:</b>	506, Jon Denton, 1996 433, Sam King, 1981 426, Nick Sherry, 2012 405, Caleb Herring, 2013 401, Blake Decker, 2014 381, Randall Cunningham, 1982 374, Jon Denton, 1997 373, Bob Stockham, 1993 359, Rocky Hinds, 2006 353, Jayden Maiava, 2023 506, Jon Denton, 1996
<b>Freshman:</b>	1,029, Randall Cunningham, 1982-84
<b>Career:</b>	968, Omar Clayton, 2007-10 880, Jon Denton, 1996-97 708, Caleb Herring, 2010-13 669, Jason Thomas, 2000-2002 644, Derek Stott, 1989-91 636, Glenn Carano, 1973-76 625, Sam King, 1979-81 610, Blake Decker, 2014-15 560, Kurt Nantkes, 2001-04

## PASS COMPLETIONS

<b>Game:</b>	35, Nick Sherry at Minnesota, 2013 33, Nick Sherry vs. Washington State, 2012 34, Caleb Herring vs. Hawaii, 2013 33, Jon Denton at San Jose State, 1996 32, Jon Denton vs. Wyoming, 1996 31, Jarrod Jackson vs. BYU, 2005 31, Jon Denton at San Diego State, 1997 31, Sam King at BYU, 1981 30, (3 times), last time: Jason Davis vs. Idaho, 1994
<b>Freshman:</b>	33, Nick Sherry vs. Washington State, 2012 33, Jon Denton at San Jose State, 1996
<b>Season:</b>	277, Jon Denton, 1996 256, Caleb Herring, 2013 255, Sam King, 1981 231, Blake Decker, 2014 226, Nick Sherry, 2012 224, Jayden Maiava, 2023 207, Randall Cunningham, 1984 200, Randall Cunningham, 1982 199, Jon Denton, 1997 196, Omar Clayton, 2009 277, Jon Denton, 1996
<b>Freshman:</b>	596, Randall Cunningham, 1982-84
<b>Career:</b>	564, Omar Clayton, 2007-10 476, Jon Denton, 1996-97 421, Caleb Herring, 2010-13 360, Sam King, 1979-81 351, Blake Decker, 2014-15 337, Glenn Carano, 1973-76 335, Derek Stott, 1989-91 293, Steve Stallworth, 1983-86 282, Kurt Nantkes, 2001-04

## COMPLETION PERCENTAGE

<b>Game (15-20 att.):</b>	.842 (16-19), Jason Vaughan at UNT, 1999
<b>Game (min. 20 att.):</b>	.857 (24-28), Caleb Herring vs. Central Michigan, 2013
<b>Freshman:</b>	.792 (19-24), Nick Sherry at UNR, 2023

<b>Season: (min. 80 att.):</b>	.646 (164-254), Doug Brumfield, 2022 .635 (224-353), Jayden Maiava, 2023 .632 (256-405), Caleb Herring, 2013 .625 (55-88), Johnny Stanton, 2017 <b>.624 (141-226), Cameron Friel, 2021</b> .624 (207-332), Randall Cunningham, 1984
<b>Freshman:</b>	.635 (224-353), Jayden Maiava, 2023
<b>Career: (min. 200 att.)</b>	<b>.632 (174-275), Cameron Friel, 2021-SA</b> .595 (421-708), Caleb Herring, 2010-13 .593 (216-364), Doug Brumfield, 2020-23 .583 (564-968), Omar Clayton, 2007-10 .579 (596-1,029), Randall Cunningham, 1982-84 .576 (360-625), Sam King, 1979-81

## PASSES HAD INTERCEPTED

<b>Game:</b>	6, Bob Stockham vs. Louisiana-Lafayette, 1993 6, Richard Williams at Louisiana-Lafayette, 1987 5, Derek Stott vs. Utah State, 1991 5, Larry Gentry at Utah, 1980 4 (4 times), last time: Bob Stockham at Utah State, 1992
<b>Freshman:</b>	<b>3, Cameron Friel at UNR, 2021</b> 3, Nick Sherry vs. Minnesota & at Hawaii, 2012 3, Omar Clayton vs. Colorado State, 2007 3, Jon Denton vs. Wisconsin & at San Jose State, 1996
<b>Season:</b>	26, Bob Stockham, 1993 19, Sam King, 1981 18, Blake Decker, 2014 17, Nick Sherry, 2012 17, Jon Denton, 1997 17, Jared Brown, 1995 17, Nick Sherry, 2012
<b>Freshman:</b>	17, Nick Sherry, 2012
<b>Career:</b>	38, Glenn Carano, 1973-76 37, Bob Stockham, 1992-93 33, Jon Denton, 1996-97 30, Omar Clayton, 2007-10 30, Randall Cunningham, 1982-84

## LOWEST INTERCEPTION PERCENTAGE

<b>Season (min. 100 att.):</b>	.0123 (5 in 405 att.), Caleb Herring, 2013 .0155 (4 in 258 att.), Omar Clayton, 2008 .0160 (2 in 125 att.), Mike Clausen, 2008 .0196 (5 in 254 att.), Doug Brumfield, 2022 .0219 (3 in 137 att.), Chad Reed, 1998 .0160 (2 in 125 att.), Mike Clausen, 2008
<b>Freshman:</b>	.0198 (14 in 708 att.), Caleb Herring, 2010-13
<b>Career: (min. 300 att.)</b>	.0220 (8 in 364 att.), Doug Brumfield, 2020-23 .0291 (30 in 1,029 att.), Randall Cunningham, 1982-84 .0310 (30 in 968 att.), Omar Clayton, 2007-10 .0312 (12 in 385 att.), Armani Rogers, 2017-19

## PASSING YARDS

<b>Game:</b>	503, Jon Denton vs. San Diego State, 1996 486, Jon Denton vs. Wyoming, 1996 476, Sam King at Texas-El Paso, 1981 473, Sam King at BYU, 1981 473, Greg Van Ness at Idaho, 1977 439, Sam King at Hawaii, 1981 432, Jon Denton at San Jose State, 1996 425, Bob Stockham vs. Utah State, 1993 418, Bob Stockham vs. New Mexico State 1993 413, Randall Cunningham at Pacific, 1982 413, Randall Cunningham vs. Cal State Fullerton, 1982
<b>Freshman:</b>	503, Jon Denton vs. San Diego State, 1996
<b>Season:</b>	3,778, Sam King, 1981 3,591, Jon Denton, 1996 3,085, Jayden Maiava, 2023 2,886, Blake Decker, 2014 2,847, Randall Cunningham, 1982 2,718, Caleb Herring, 2013 2,628, Randall Cunningham, 1984 2,586, Jon Denton, 1997 2,545, Randall Cunningham, 1983 2,544, Nick Sherry, 2012

# INDIVIDUAL PASSING



**Career:** 8,020, Randall Cunningham, 1982-84  
6,560, Omar Clayton, 2007-10  
6,177, Jon Denton, 1996-97  
5,393, Sam King, 1979-81  
5,095, Glenn Carano, 1973-76  
4,997, Jason Thomas, 2000-02  
4,725, Derek Stott, 1988-91  
4,599, Blake Decker, 2014-15  
4,325, Caleb Herring, 2010-13  
3,789, Steve Stallworth, 1983-86

## PASSING YARDS PER GAME

**Season:** 314.8, Sam King, 1981  
**Career:** 243.0, Randall Cunningham, 1982-84

## PASSING YARDS PER ATTEMPT

**Game (15+ att.):** 16.06, Carlton Kelley vs. Western Illinois, 1977  
**Game (25+ att.):** 14.42, Sam King at Texas-El Paso, 1981  
**Season:** 9.7, Jim Starkes, 1970  
**Career:** 8.6, Sam King, 1979-81

## PASSING YARDS PER COMPLETION

**Game (10+ comp.):** 24.8, Carlton Kelley vs. Western Illinois, 1977  
**Game (15+ comp.):** 22.6, Jayden Maiava at Air Force, 2023  
**Game (20+ comp.):** 20.7, Sam King at UTEP, 1981  
**Season:** 16.11, Jason Thomas, 2000  
**Career (min. 2 yrs.):** 15.53, Larry Gentry, 1977-80

## GAMES PASSING FOR 200 YARDS OR MORE

**Season:** 11, Sam King, 1981  
10, Randall Cunningham, 1982  
9, Jayden Maiava, 2023  
9, Jon Denton, 1996  
8, Jon Denton, 1997  
**Freshman:** 9, Jayden Maiava, 2023 & 9, Jon Denton, 1996  
**Career:** 24, Randall Cunningham, 1982-84  
17, Jon Denton, 1996-97  
16, Omar Clayton, 2007-10  
13, Sam King, 1979-81  
11, Blake Decker, 2014-15

## GAMES PASSING FOR 300 YARDS OR MORE

**Season:** 6, Sam King, 1981  
5, Jon Denton, 1996  
4, Jon Denton, 1997  
3, Randall Cunningham, 1983 & 1984  
3, Blake Decker, 2014  
**Freshman:** 5, Jon Denton, 1996  
**Career:** 9, Jon Denton, 1996-97  
7, Randall Cunningham, 1982-84  
7, Sam King, 1979-81  
5, Blake Decker, 2014-15  
4, Omar Clayton, 2007-10  
4, Glenn Carano, 1973-76

## TOUCHDOWN PASSES

**Game:** 5, Caleb Herring vs. San Diego State, 2013  
5, Shane Steichen vs. New Mexico, 2006  
5, Jon Denton vs. San Jose State, 1997  
5, Larry Gentry vs. Texas-El Paso, 1980  
4 (17 times), last time: Doug Brumfield, 2022  
**Freshman:** 4, Nick Sherry at LA Tech, 2012  
4, Jon Denton vs. SDSU & at SJSU, 1996  
**Season:** 25, Jon Denton, 1996  
24, Caleb Herring, 2013  
24, Randall Cunningham, 1984  
22, Larry Gentry, 1980  
18, (5 times), last time: Kenyon Oblad, 2019  
**Freshman:** 25, Jon Denton, 1996  
**Career:** 59, Randall Cunningham, 1982-84  
48, Omar Clayton, 2007-10  
43, Jon Denton, 1996-97  
37, Glenn Carano, 1973-76  
36, Larry Gentry, 1977-80

## TOTAL OFFENSE

### TOTAL OFFENSIVE ATTEMPTS

**Game:** 75, Caleb Herring vs. Hawaii, 2013  
67, Jarrod Jackson vs. Utah, 2005  
67, Jon Denton at San Jose State, 1996  
65, Mike Clausen at Nevada, Reno, 2009  
65, Jon Denton at San Diego State, 1997  
67, Jon Denton at San Jose State, 1996  
**Freshman:** 594, Jon Denton, 1996  
**Season:** 548, Blake Decker, 2014  
532, Caleb Herring, 2013  
507, Sam King, 1981  
472, Randall Cunningham, 1983  
**Freshman:** 594, Jon Denton, 1996  
**Career:** 1,340, Randall Cunningham, 1982-84  
1,253, Omar Clayton, 2007-10  
1,038, Jason Thomas, 2000-02  
1,032, Jon Denton, 1996-97  
951, Caleb Herring, 2010-13



Jason Thomas

### TOTAL OFFENSIVE YARDS

**Game:** 513, Jon Denton vs. San Diego State, 1996  
491, Jon Denton vs. Wyoming, 1996  
468, Sam King at BYU, 1981  
466, R. Cunningham vs. Cal State Fullerton, 1982  
457, Sam King at Texas-El Paso, 1981  
**Freshman:** 513, Jon Denton vs. San Diego State, 1996  
**Season:** 3,629, Jon Denton, 1996  
3,562, Sam King, 1981  
3,362, Jayden Maiava, 2023  
3,252, Blake Decker, 2014  
3,064, Caleb Herring, 2013  
3,629, Jon Denton, 1996  
**Freshman:** 8,224, Randall Cunningham, 1982-84  
7,334, Omar Clayton, 2007-10  
6,525, Jason Thomas, 2000-2002  
6,220, Jon Denton, 1996-97  
5,234, Glenn Carano, 1973-76



Caleb Herring

### TOTAL OFFENSIVE YARDS PER ATTEMPT

**Season: (min. 100 att.):** 8.1, Jim Starkes, 1970  
**Career: (min. 2 yrs.):** 6.7, Sam King, 1979-1981  
6.3, Johnny Stanton, 2016-17  
6.3, Blake Decker, 2014-15  
6.3, Jason Thomas, 2000-02

\*Bowl Game • Active Players in **Bold**




UNLV played at both old Cashman Field (inset) from 1968-69 and Butcher Memorial Field (1970 & part of '71) until Sam Boyd Stadium opened in 1971.



**Earvin Johnson**



**Phillip Payne**



**Casey Flair**



**Michael Morton**

## PASS RECEPTIONS

**Game:** 23, Randy Gatewood vs. Idaho, 1994  
 13, Phillip Payne vs. Southern Utah, 2011  
**12, Ricky White III vs. Vanderbilt, 2023**  
 12, Steve Jenkins vs. San Diego State, 2021  
 12, Earvin Johnson at Colorado State, 2002  
 12, Jeff Spek at Fresno State, 1981  
 11, Devonte Boyd vs. New Mexico, 2014  
 11, Marcus Sullivan vs. Hawaii, 2013  
 11, Ryan Wolfe at New Mexico, 2009  
 11, Ryan Wolfe at San Diego State, 2008  
 11, Ryan Wolfe vs. Colorado State, 2007  
 11, Nate Turner at San Diego State, 2000  
 11, Todd Floyd at Nevada, Reno, 1997  
 11, Damon Williams at Southern California, 1997  
 11, Demond Thompkins at Hawaii, 1992  
 10, Kyle Williams at Hawaii, 2020  
 10, Devonte Boyd vs. Wyoming, 2016  
 10, Devonte Boyd vs. Boise State, 2015  
 10, Devante Davis at New Mexico, 2013  
 10, Phillip Payne at Nevada, Reno, 2009  
 10, Ryan Wolfe at BYU, 2008  
 10, Casey Flair vs. Wyoming, 2007  
 10, Casey Flair vs. Air Force, 2007  
 10, Ryan Wolfe at Air Force, 2007  
 10, Greg Estandia vs. Utah, 2005  
 10, Earvin Johnson at Nevada, Reno, 2003  
 10, Damon Williams, at Fresno State, 1997  
 10, Carlos Baker at San Jose State, 1996  
 10, David White at Eastern Michigan, 1995  
 10, Keenan McCardell vs. Utah State, 1990  
 10, Michael McDade at San Jose State, 1983  
 10, Darrall Hambrick vs. CS Fullerton, 1982  
 10, Michael Morton at BYU, 1981  
 11, Devonte Boyd vs. New Mexico, 2014  
**88, Ricky White III, 2023**  
 88, Ryan Wolfe, 2008  
 88, Randy Gatewood, 1994  
 87, Devante Davis, 2013  
 79, Michael Morton, 1980  
 74, Ryan Wolfe, 2009  
 71, Carlos Baker, 1996  
 68, Keenan McCardell, 1990  
 68, Jim Sandusky, 1981  
 67, Casey Flair, 2006  
**Freshman:** 65, Devonte Boyd, 2014  
**Career:** 283, Ryan Wolfe, 2006-09  
 202, Casey Flair, 2005-08  
 198, Devonte Boyd, 2014-17  
 187, Damon Williams, 1995-98  
 186, Devante Davis, 2011-14  
 183, Earvin Johnson, 2001-04  
 171, Phillip Payne, 2008-11  
 161, Len Ware, 1996-99  
 158, Carlos Baker, 1995-98  
 156, Henry Bailey, 1991-94

## PASS RECEPTIONS PER GAME

**Season:** 8.0, Randy Gatewood, 1994  
 7.3, Ryan Wolfe, 2008  
 6.7, Ryan Wolfe, 2009  
**Freshman:** 5.8, Kyle Williams, 2020  
**Career:** (min. 2 yrs.): 6.1, Randy Gatewood, 1993-94  
 6.0, Ryan Wolfe, 2006-09  
**5.3, Ricky White III, 2022-SA**  
 4.8, Nate Turner, 1999-2000  
 4.3, Casey Flair, 2005-08

## PASS RECEPTION YARDS

**Game:** 363, Randy Gatewood vs. Idaho, 1994  
 212, Demond Thompkins vs. Cal State Fullerton 1992  
 206, Jeff Spek at Texas-El Paso, 1981  
 201, Demond Thompkins at Hawaii, 1992  
 200, Len Ware vs. San Diego State, 1996  
 197, George Thomas vs. Cal State Fullerton, 1986

**Freshman:** 176, Ryan Wolfe vs. New Mexico, 2006  
**Season:** **1,483, Ricky White III, 2023**  
 1,346, Jim Sandusky, 1981  
 1,290, Devante Davis, 2013  
 1,203, Randy Gatewood, 1994  
 1,068, Demond Thompkins, 1993  
 1,060, Darrall Hambrick, 1982  
**Freshman:** 980, Devonte Boyd, 2014  
**Career:** 3,495, Ryan Wolfe, 2006-09  
 3,242, Devonte Boyd, 2014-17  
 2,785, Devante Davis, 2011-14  
 2,604, Earvin Johnson, 2001-04  
 2,558, Damon Williams, 1995-98  
 2,515, Henry Bailey, 1991-94  
 2,396, Demond Thompkins, 1991-93  
 2,380, Casey Flair, 2005-08  
 2,295, Phillip Payne, 2008-11  
 2,189, Keenan McCardell, 1987-90

## PASS RECEPTION YARDS PER GAME

**Season:** 112.1, Jim Sandusky, 1981  
 109.4, Randy Gatewood, 1994  
**Freshman:** 75.9, Ryan Wolfe, 2006  
**Career:** 87.2, Randy Gatewood, 1993-94  
**80.9, Ricky White III, 2020-SA**

## PASS RECEPTION YARDS PER CATCH

**Game** (min. 5): 35.20, Steve Jenkins (5-176) vs. San Diego State 2021  
**Season** (min. 20): 23.76, George Thomas, 1986  
**Career** (min. 40): 19.83, Sam Greene, 1978-80

## GAMES WITH 100 OR MORE RECEIVING YARDS

**Season:** 8, Jim Sandusky, 1981  
**7, Ricky White III, 2023**  
 5, (8 times), last time: Devonte Boyd, 2015  
**Freshman:** 3, (3 times), last time: Devonte Boyd, 2014  
 3, Carlos Baker, 1995  
**Career:** 14, Devonte Boyd, 2014-17  
 12, Ryan Wolfe, 2006-09  
 11, Devante Davis, 2011-14

## GAMES WITH 200 OR MORE RECEIVING YARDS

**Season:** 2, Demond Thompkins, 1992  
**Career:** 2, Demond Thompkins, 1991-93

## TOUCHDOWN RECEPTIONS

**Game:** 4, Tyleek Collins at SJSU, 2018  
 4, Devante Davis vs. San Diego State, 2013  
 4, Henry Bailey vs. Idaho, 1994  
 4, Nathaniel Hawkins vs. New Mexico Highlands, 1971  
 3, (10 times), last time: Devonte Boyd vs. Jackson St, 2016  
**Freshman:** 4, Tyleek Collins at SJSU, 2018  
**Season:** 14, Devante Davis, 2013  
 11, Sam Greene, 1980  
 10, Nate Turner, 2000  
 10, Henry Bailey, 1994  
 9, Tony Gladney, 1984  
 9, Reggie Farmer, 1983  
 9, Sam Greene, 1979  
**8, Ricky White III, 2023**  
 8, Earvin Johnson, 2004  
 8, Len Ware, 1996  
**Freshman:** 8, Len Ware, 1996  
**Career:** 26, Phillip Payne, 2008-11  
 24, Henry Bailey, 1991-94  
 22, Devante Davis, 2011-14  
 21, Sam Greene, 1979-80  
 20, Nathaniel Hawkins, 1968-71  
 18, Devonte Boyd, 2014-17  
 18, George Thomas, 1984-87

**Carlos Baker**

\*Bowl Game • Active Players In **Bold**

## SCORING POINTS

**Game:** 26, Mike Thomas (RB) vs. Santa Clara, 1974  
**24 (11 times) last time: Jai'Den Thomas (RB) at UTEP, 2023**

**Freshman:** 24, (3 times), last time: Jai'Den Thomas (RB) at UTEP, 2023

**Season:** 133, Jose Pizano (PK), 2023  
 128, Mike Thomas (RB), 1973  
 116, Mike Thomas (RB), 1974  
 102, Lexington Thomas (RB), 2017

**Freshman:** 72, Jai'Den Thomas (RB), 2023

**Career:** 280, Daniel Gutierrez (PK), 2017-22  
 258, Lexington Thomas (RB), 2015-18  
 247, Nolan Kohorst (PK), 2010-13  
 244, Mike Thomas (RB), 1973-74  
 240, Nick Garritano (PK), 1991-94

## POINTS (KICKING ONLY)

**Game:** 19, Jose Pizano vs. Colorado State, 2023  
 16, Jose Pizano vs. Vanderbilt, 2023  
 16, Daniel Gutierrez vs. Fresno State, 2022  
 16, Evan Pantels vs. Howard, 2017  
 15, (3 times), last time: Nolan Kohorst vs. Hawaii, 2013

**Freshman:** 14, Daniel Gutierrez at Fresno State, 2017

**Season:** 133, Jose Pizano, 2023  
 88, Daniel Gutierrez, 2022  
 87, Nick Garritano, 1994  
 86, Dillon Pieffer, 2003  
 81, Evan Pantels, 2016

**Freshman:** 60, Sergio Aguayo, 2004

**Career:** 280, Daniel Gutierrez (PK), 2017-22  
 247, Nolan Kohorst, 2010-13  
 240, Nick Garritano, 1991-94  
 231, Dillon Pieffer, 2000-03  
 227, Sergio Aguayo, 2004-07

## TOUCHDOWNS

**Game:** 4, Jai'Den Thomas at UTEP, 2023  
 4, Tyleek Collins at SJSU, 2018  
 4, Armani Rogers vs. Prairie View A&M, 2018  
 4, Devante Davis vs. San Diego State, 2013  
 4, Tim Cornett at Air Force, 2013  
 4, Henry Bailey vs. Idaho, 1994  
 4, Kirk Jones vs. Tennessee Tech, 1985  
 4, Mike Thomas vs. Prairie View A&M, 1974  
 4, Mike Thomas vs. Santa Clara, 1974  
 4, Henry Melton vs. New Mexico Highlands, 1974  
 4, Mike Thomas vs. Wisconsin-Milwaukee, 1973  
 4, Nathaniel Hawkins vs. New Mexico Highlands, 1971

**Freshman:** 4, (3 times), last time: Jai'Den Thomas at UTEP, 2023

**Season:** 21, Mike Thomas, 1973  
 19, Mike Thomas, 1974  
 17, Lexington Thomas, 2017  
 15, Charles Williams, 2021  
 15, Tim Cornett, 2013

**Freshman:** 12, Jai'Den Thomas, 2023

**Career:** 43, Lexington Thomas, 2015-18  
 40, Mike Thomas, 1973-74  
 38, Tim Cornett, 2010-13  
 34, Charles Williams, 2016-21

## KICKING FIELD GOALS

**Game:** 6 (6 att.), Jose Pizano vs. Colorado State, 2023  
 5 (5 att.), Daniel Gutierrez vs. Fresno State, 2022  
 4 (4 att.), (10 times), last time: Jose Pizano vs. Vanderbilt, 2023

**Freshman:** 4, (4 att.), Daniel Gutierrez at Fresno State, 2017

**Season:** 26 (29 att.), Jose Pizano, 2023  
 21 (26 att.), Nick Garritano, 1994  
 20 (25 att.), Dillon Pieffer, 2003  
 18 (19 att.), Daniel Gutierrez, 2022  
 11 (15 att.), Sergio Aguayo, 2004

**Freshman:** 55 (64 att.), Daniel Gutierrez, 2017-22

**Career:** 53 (73 att.), Nick Garritano, 1991-94  
 48 (69 att.), Sergio Aguayo, 2004-07  
 40 (57 att.), Dillon Pieffer, 2000-03  
 39 (58 att.), Nolan Kohorst, 2010-13

**Consecutive:** 19, Jose Pizano, 2023  
 17, Daniel Gutierrez, 2021-22  
 16, Daniel Gutierrez, 2021  
 14, Jim Cook, 1987  
 13, Nick Garritano, 1994

## FIELD GOAL PERCENTAGE

**Season (min. 10 att):** .947 (18-19), Daniel Gutierrez, 2022  
 .929 (13-14), Evan Pantels, 2016  
 .897 (26-29), Jose Pizano, 2023  
 .889 (16-18), Daniel Gutierrez, 2021  
 .882 (15-17), Jim Cook, 1987  
 .857 (6-7), Dillon Pieffer, 2000

**Freshman:** .897 (26-29), Jose Pizano, 2023

**Career (min. 20 att):** .859 (55-64), Daniel Gutierrez, 2017-22  
 .786 (53-73), Nick Garritano, 1991-94  
 .783 (36-46), Evan Pantels, 2016-18  
 .727 (16-22), Kyle Watson, 2008-09

## EXTRA POINTS (PATs)

**Season:** 55 (55 att.), Jose Pizano, 2023  
 50 (52 att.), Jim Thayer, 1974  
 47 (48 att.), Sonny LeJeune, 1976  
 45 (48 att.), Nolan Kohorst, 2013  
 43 (44 att.), Nicolai Bormand, 2015  
 29 (30 att.), Nolan Kohorst, 2010

**Freshman:** 130 (135 att.), Nolan Kohorst, 2010-13

**Career:** 115 (118 att.), Daniel Gutierrez, 2017-22  
 111 (112 att.), Evan Pantels, 2016-18  
 111 (117 att.), Dillon Pieffer, 2000-03  
 103 (107 att.), Jim Thayer, 1972-74

**Consecutive:** 80, Evan Pantels, 2016-18  
 74, Kyle Watson, 2008-09  
 70, Daniel Gutierrez, 2020-22  
 61, Nolan Kohorst, 2010-12

## EXTRA POINT PERCENTAGE

**Season (min. 10 att):** 1.000 (55-55), Jose Pizano, 2023  
 1.000 (34-34), Daniel Gutierrez, 2022  
 1.000 (25-25), Daniel Gutierrez, 2021  
 1.000 (28-28), Evan Pantels, 2017  
 1.000 (42-42), Evan Pantels, 2016  
 1.000 (24-24), Nolan Kohorst, 2011  
 1.000 (37-37), Kyle Watson, 2009  
 1.000 (37-37), Kyle Watson, 2008  
 1.000 (27-27), Sergio Aguayo, 2004  
 1.000 (27-27), Jim Cook, 1987

**Freshman:** 1.000 (27-27), Sergio Aguayo, 2004

**Career (min. 50 att):** 1.000 (55-55), Jose Pizano, 2023  
 1.000 (74-74), Kyle Watson, 2008-09  
 .975 (115-118), Daniel Gutierrez, 2017-22  
 .976 (111-112), Evan Pantels, 2016-18  
 .969 (63-65), Jim Cook, 1986-88

## PUNTING ATTEMPTS

**Game:** 13, Joe Kristosik at BYU, 1998  
 13, Tony Rhynes at Baylor, 1988  
 12, Gary Cook at BYU, 2004

**Freshman:** 8, Joe Kristosik vs. Northern Illinois, 1995


**Season:** 83, Gary Cook, 2003

**Freshman:** 57, Joe Kristosik, 1995


**Career:** 281, Gary Cook, 2001-04  
 232, Jim DiFiore, 1970-73  
 226, Joe Kristosik, 1995-98



Nick Garritano



Daniel Gutierrez



Sergio Aguayo



Gary Cook



# INDIVIDUAL RECORDS

## PUNTING AVERAGE

**Game** (min. 3 att.): 58.0 (3 att.), R. Cunningham vs. UNR, 1983  
56.2 (5 att.), Hayes Hicken vs. UTEP, 2018  
55.7 (3 att.), Gary Cook vs. UNR, 2004  
55.5, Jim DiFiore vs. Cal State Los Angeles, 1973  
55.0, (5 att.), Chase Lansford vs. N. Mexico, 2012  
54.0 (6 att.), R. Cunningham vs. Hawaii, 1983

**Freshman:** 47.0 (4 att.), Joe Kristosik vs. Utah State, 1995

**Season:** 47.5 (59 att.), Randall Cunningham, 1984  
**47.1 (51 att.), Marshall Nichols, 2023**  
46.3 (57 att.), Brian Parvin, 1992  
46.2 (76 att.), Joe Kristosik, 1998  
45.7 (27 att.), Randall Cunningham, 1982

**Freshman:** 39.8 (57 att.), Joe Kristosik, 1995

**Career (min. 2 S):** 45.6 (142 att.), Randall Cunningham, 1982-84  
44.3 (105 att.), Brian Parvin, 1991-92  
**44.1 (110 att.), Marshall Nichols, 2022-SA**  
43.6 (131 att.), Hayes Hicken, 2018-19  
43.4 (129 att.), Ray Cheately, 1999-2000

## RETURNS

### PUNT RETURNS

**Season:** 29, Keenan McCardell, 1988  
26, Greg Brown, 1970  
25, Tremayne Kirkland, 2003  
25, David Hollis, 1986  
24, Tony Lewis, 1985  
23, Troy Mason, 2000

**Freshman:** 25, Tremayne Kirkland, 2003

**Career:** 62, Troy Mason, 1999-2002  
36, Casey Flair, 2005-08  
36, Tremayne Kirkland, 2003-05  
36, Henry Vereen, 1975-78  
35, Tony Lewis, 1981, 83-85  
35, Greg Brown, 1970-71

### PUNT RETURN YARDS

**Game:** 163, Greg Brown, National U. of Mexico, 1971

**Season:** 378, Troy Mason, 2000  
324, Steve Haggerty, 1974  
314, Tremayne Kirkland, 2003  
288, Greg Brown, 1970  
282, David Hollis, 1986

**Freshman:** 314, Tremayne Kirkland, 2003


**Career:** 783, Troy Mason, 1999-2002  
558, Greg Brown, 1970-71  
385, David Hollis, 1983-86  
383, Tremayne Kirkland, 2003-05  
366, Henry Bailey, 1991-94

### PUNT RETURN AVERAGE

**Season** (min. 10): 16.4, Troy Mason, 2000  
16.2, Steve Haggerty, 1974  
**16.1, Jacob De Jesus, 2023**  
15.1, Marlon Beavers, 1975  
14.6, Henry Bailey, 1992

**Freshman:** 12.6, Tremayne Kirkland, 2003

**Career** (min. 20): 15.9, Greg Brown, 1970-71  
12.6, Tremayne Kirkland, 2003-05  
12.6, Troy Mason, 1999-2002  
11.6, Hunkie Cooper, 1990-91  
11.3, David Hollis, 1983-86



Kevin Thomas

## KICKOFF RETURNS

**Game:** 9, Deante' Purvis at TCU, 2011  
8, Bradley Randle vs. TCU, 2010  
**7, (5 times by five players), last time: Jacob De Jesus vs. Boise State, 2023**

**Season:** 50, Deante' Purvis, 2009  
41, Deante' Purvis, 2011  
37, Michael Johnson, 2008  
36, Henry Vereen, 1975  
35, (2 times), last time: Marcus Sullivan, 2010

**Freshman:** 37, Michael Johnson, 2008

**Career:** 121, Deante' Purvis, 2008-11  
94, Henry Vereen, 1975-78  
75, Marcus Sullivan, 2010-14  
75, Henry Bailey, 1991-94

## KICKOFF RETURN YARDS

**Game:** 224, Marcus Sullivan at SDSU, 2010  
202, Deante' Purvis vs. Colorado State, 2011  
195, Deante' Purvis at TCU, 2011  
185, Deante' Purvis vs. BYU, 2009

**Season:** 1,165, Deante' Purvis, 2009  
1,000, Deante' Purvis, 2011  
976, Marcus Sullivan, 2010  
853, Michael Johnson, 2008  
824, Henry Vereen, 1975

**Freshman:** 976, Marcus Sullivan, 2010

**Career:** 2,626, Deante' Purvis, 2008-11  
2,547, Marcus Sullivan, 2010-14  
2,265, Henry Vereen, 1975-78  
1,774, Henry Bailey, 1991-94  
1,561, Keyvan Jenkins, 1979-80, 82-83

## KICKOFF RETURN AVERAGE

**Season** (min. 10): 34.6, Dominique Dorsey, 2001  
31.4, Henry Vereen, 1976  
28.3, Marcus Sullivan, 2013  
27.9, Marcus Sullivan, 2010  
27.6, Demond Thompkins, 1993

**Freshman:** 34.6, Dominique Dorsey, 2001

**Career** (min. 20): 26.5, Marcus Sullivan, 2010-14  
**25.7, Jacob De Jesus, 2023-SA**  
24.4, Duane "Toy Train" James, 1998-99  
24.3, Len Ware, 1996-99  
24.1, Henry Vereen, 1975-78

## LONG PLAYS

### RUSH

91, Dalton Sneed (QB) vs. Fresno State, 2016 (TD)  
89, Darin Brightmon vs. New Mexico State, 1989 (TD)  
87, Henry Melton vs. New Mexico Highlands, 1974 (TD)  
86, Keyvan Jenkins at Fresno State, 1983 (TD)  
85, Lexington Thomas at Central Michigan, 2016 (TD)  
85, Mike Thomas vs. Boise State, 1974 (TD)  
83, Armani Rogers (QB) at New Mexico, 2017 (TD)  
83, Mike Thomas, 1973  
83, Steve Matousek, 1973  
82, Keyvan Jenkins vs. New Mexico, 1981 (TD)  
80, Charles Williams at UNR, 2019 (TD)  
80, Tim Cornett vs. Hawaii, 2011 (TD)  
**Freshman:** 87, Henry Melton vs. N.M. Highlands, 1974 (TD)

### PASS

94, Armani Rogers to Devonte Boyd at Idaho, 2017 (TD)  
87, Carlton Kelley to Henry Vereen vs. NAU, 1977 (TD)  
85, Blake Decker to Aaron Criswell vs. Hawaii, 2015 (TD)  
84, Jayden Maiava to Kaleo Ballungay at Air Force, 2023  
82, Jon Denton to Len Ware at Air Force, 1997 (TD)  
82, Jon Denton to Len Ware vs. SDSU, 1996 (TD)  
82, Don Kennedy to Nate Hawkins vs. UNR, 1970 (TD)  
81, Jarek Lebowitz to Devante Davis at Hawaii, 2014  
81, Doug Robertson to Brian Harris at BYU, 1978 (TD)  
80, (7 times) last time: Justin Rogers to Steve Jenkins vs. SDSU, 2021  
**Freshman:** 94, Armani Rogers (FR) to Devonte Boyd at Idaho, 2017 (TD)

## FIELD GOAL

54, Nicolai Bomand vs. Northern Colorado, 2014  
54, Nick Garritano vs. UNR, 1994  
54, Nick Garritano vs. San Jose State, 1994  
54, Jim Cook at Nebraska, 1988  
53, Daniel Gutierrez vs. San Jose State, 2021  
53, Evan Pantels at UNR, 2017  
53, Jim Cook at Nebraska, 1988  
53, Jim Cook vs. Ohio, 1988  
52, Jose Pizano vs. Hawaii 2023  
52, Ben Jaekle vs. UNR, 2008  
52, Ben Jaekle vs. New Mexico, 2008  
52, Sergio Aguayo vs. TCU, 2006  
52, Sergio Aguayo vs. San Diego State, 2005  
52, Sergio Aguayo vs. San Diego State, 2005  
52, Nick Garritano at Tulsa, 1994  
52, Nick Garritano at Central Michigan, 1994  
51, Jose Pizano vs. Boise State, 2023  
51, Daniel Gutierrez vs. EWU, 2021  
51, Nicolai Bomand at Northern Illinois, 2015  
51, Nick Garritano vs. San Jose State, 1994  
50, (6 times by 4 players), last time: Daniel Gutierrez vs. UNM, 2022  
**Freshman:** 47, Nolan Kohorst at Colorado State, 2010

## PUNT

91, Brad Faunce vs. Nevada, Reno, 1994  
78, Kip Facer vs. TCU, 2006  
78, Jim DiFiore vs. Cal State Los Angeles, 1972  
77, Brian Pacheco at Utah State, 2007  
76, Gary Cook vs. Nevada, Reno, 2004  
75, Bob Hulberg vs. Louisiana-Lafayette, 1985  
73, Logan Yunker at Air Force, 2013  
73, Randall Cunningham vs. Nevada, Reno, 1983  
73, Randall Cunningham vs. Hawaii, 1983  
**Freshman:** 69, Joe Kristosik vs. New Mexico State, 1995

## INTERCEPTION RETURN

100, Pat Medchill vs. Southern Utah State, 1970 (TD)  
98, Marlon Beavers at Northern Arizona, 1974 (TD)  
96, Rodney Mazion at New Mexico, 1991 (TD)  
93, Mark Green at Hawaii, 1973 (TD)  
92, David Hollis vs. New Mexico State, 1985 (TD)  
**Freshman:** 96, Rodney Mazion at New Mexico, 1991 (TD)

## FUMBLE RETURN

100, Kevin Thomas at Baylor, 1999 (TD)  
84, Amar Brisco at Wyoming, 1997  
82, Will Chandler vs. Wisconsin, 2010  
81, Jamaal Wynn at San Diego State, 2002 (TD)  
67, Jeremy Geathers vs. Idaho State, 2006 (TD)  
67, Scott Patton at Wyoming, 1997 (TD)  
65, Jermaine Webster at TCU, 1996  
64, Mike Clausen at San Diego State, 2010 (TD)  
**Freshman:** 15, Farrell Hester II at Air Force, 2017

## PUNT RETURN

86, Greg Brown vs. Oregon Tech, 1970 (TD)  
84, Troy Mason vs. New Mexico, 2000 (TD)  
84, Gary Van Houten vs. Prairie View A&M, 1974  
82, Larry Wright, 1971  
78, Duane "Toy Train" James vs. Nevada, Reno, 1998  
75, Tremayne Kirkland at New Mexico, 2003  
**Freshman:** 78, Duane "Toy Train" James vs. UNR, 1998

## KICKOFF RETURN

99, Ken Bowles vs. Cal Poly San Luis Obispo, 1976 (TD)  
98, Deante' Purvis vs. Colorado State, 2011 (TD)  
97, Len Ware vs. Utah, 1999 (TD)  
**96, Jacob De Jesus vs. Bryant, 2023**  
95, Tim Cornett at Washington State, 2011 (TD)  
94, Deante' Purvis vs. BYU, 2009 (TD)  
87, Vince McGowens vs. Northern Illinois, 1989 (TD)  
87, Dominique Dorsey vs. Northwestern, 2001  
83, Thomas Bywaters vs. Northern Arizona, 1973  
**Freshman:** 87, Dominique Dorsey vs. Northwestern, 2001

# INDIVIDUAL - DEFENSE



## TACKLES

**Game:** 22, Quincy Sanders at Air Force, 1999  
**Season:** 147, Scott Patton, 1997  
 137, Jason Medlock, 1993  
 133, Adam Seward, 2002  
 132, Austin Ajake, 2022  
 132, Kirk Dodge, 1983  
 131, Tom Polley, 1984  
 127, Jason Beauchamp, 2008  
 126, Beau Bell, 2007  
 122, Mike Walker, 1980  
 121, Adam Seward, 2004  
**Freshman:** 115, James Sunia, 1998  
**Career:** 433, Adam Seward, 2001-04  
 334, Jason Beauchamp, 2006-09  
 328, Peni Vea, 2012-15  
 320, Beau Bell, 2004-07  
 318, Tau Lotulelei, 2013-16  
 294, Randy Black, 1997-2000  
 293, Ryan Claridge, 2000-04  
 289, Darnell Pickens, 1984-87  
 280, Jamaal Brimmer, 2001-04  
 280, Doc Wise, 1986-89  
 277, Greg Gales, 1996-98  
 276, Jason Davis, 1991-94

## SACKS

**Game:** 7, Daryl Knox vs. New Mexico State, 1985  
 5, Mark Byers at Utah State, 1994  
 4, Anton Palepoi vs. Wyoming, 2000  
**Season:** 20.5, Mark Byers, 1994  
 20, Daryl Knox, 1984  
 11, Ken Mitchell, 1971  
 10, Todd Liebenstein, 1980  
 10, Craig Silverman, 1979  
 9, Ryan Claridge, 2004  
 8, Adam Plant Jr., 2022  
 8, Anton Palepoi, 2000  
 7.5, Marion "Suge" Knight, 1986  
 7 (3 times), last time: Talance Sawyer, 1997  
**Freshman:** 5, Sonny Sanitua, 2012  
 5, "Doc" Wise, 1986  
**Career:** 28, Daryl Knox, 1984-85  
 22, Todd Liebenstein, 1978-81  
 20.5, Mark Byers, 1993-94  
 20, Phil O'Neill, 1978-80  
 18.5, Ryan Claridge, 2000-04  
 15.5, Talance Sawyer, 1995-98  
 15, Adam Plant Jr., 2020-22  
 15, Leon Moore, 2002-05

## FUMBLES FORCED

**Season:** 7, Bruce Gray, 1970  
 6, Ryan Claridge, 2001  
 5, (3 times) last time: Troy Hawthorne, 2016  
**Career:** 10, Ryan Claridge, 2000-04  
 9, Jamaal Brimmer, 2001-04  
 7, Javin White, 2016-19  
 7, Joe Miklos, 2002-05  
 7, Doc Wise, 1986-89  
 7, Bruce Gray, 1968-69, '71  
 6, Jerrad Pierucci, 1996-1999  
 6, Marvin Robinson, 1992-95

## FUMBLES RECOVERED

**Season:** 7, Mike Otto, 1974  
 6, Keith London, 1984  
 5, John Andrews, 2003  
 5, Mike Johnson, 1979  
 4, (multiple) last time: Brian Keyes, 2017  
**Career:** 9, Jody Reinoehl, 1987-90  
 8, Mike Johnson, 1978-81  
 7, Mike Otto, 1974-1975  
 6, (multiple), last time: Sidney Hodge, 2010-14

## FUMBLES RETURNED FOR A TOUCHDOWN

**Game:** 1, (multiple), last time: Jerrae Williams vs. Vanderbilt, 2023  
**Season:** 2, Joe Miklos, 2003  
**Career:** 2, Joe Miklos, 2002-05  
 2, Kevin Thomas, 1998-2001  
 2, Keith Washington, 1991-94 (includes 1 bowl game)

## INTERCEPTIONS

**Game:** 3, Ed Saignes vs. Idaho State, 1984  
 2, (multiple) last time: Cameron Oliver vs. Kansas, 2023  
**Freshman:** 2, Tim Hough vs. Idaho State, 2015  
 2, Marlon Beavers vs. Boise State, 1973  
**Season:** 7, Kevin Thomas, 2001  
 6, Jamaal Brimmer, 2003  
 6, Alvin Horn, 1986  
 6, Aaron Mitchell, 1978  
 6, Marlon Beavers, 1976  
**Freshman:** 4, Tim Hough, 2015  
 4, Marlon Beavers, 1973  
**Career:** 17, Marlon Beavers, 1973-76  
 14, Kevin Thomas, 1998-2001  
 14, Charles Jarvis, 1978-81  
 11, David Hollis, 1983-86  
 11, Patt Medchill, 1970-72

## INTERCEPTION YARDS

**Game:** 107 (2 int.), Marlon Beavers at Northern Arizona, 1974  
**Freshman:** 96 (1 int.), Rodney Mazion at New Mexico, 1991  
**Season:** 213 (7 int.), Kevin Thomas, 2001  
 186 (6 int.), Jamaal Brimmer, 2003  
 164 (5 int.), Marlon Beavers, 1974  
 160 (4 int.), Patt Medchill, 1970  
 139 (3 int.), Crayton Jones, 1976  
 124 (5 int.), Patt Medchill, 1971  
**Freshman:** 98 (4 int.), Marlon Beavers, 1973  
**Career:** 373 (11 int.), Patt Medchill, 1970-72  
 367 (17 int.), Marlon Beavers, 1973-76  
 327 (14 int.), Kevin Thomas, 1998-2001  
 211 (14 int.), Charles Jarvis, 1978-81  
 210 (7 int.), Jamaal Brimmer, 2001-04

## INTERCEPTIONS RETURNED FOR TOUCHDOWN

**Game:** 1, (multiple), last time: Fred Thompkins vs. Boise State, 2023  
**Season:** 3, Kevin Thomas, 2001  
**Career:** 4, Kevin Thomas, 1998-2001

## PASS BREAKUPS

**Season:** 24, Kevin Thomas, 1999  
 20, Anthony Blue, 1984  
 19, Mil'Von James, 2007  
 18, Kenneth Penny, 2013  
 16, Kevin Thomas, 2000  
 16, Rodney Mazion, 1993  
 15, Don Odegard, 1989  
 13, Darius Mouton, 2016  
 13, Clarence Mack, 1991  
 13, Gerald Robinson, 1989  
**Freshman:** 8, Randy Black, 1997  
**Career:** 55, Kevin Thomas, 1998-2001  
 27, Randy Black, 1997-2000  
 27, Anthony Blue, 1983-86  
 26, Rodney Mazion, 1991-94  
 24, Torry McTyer, 2013-16  
 23, Kenneth Penny, 2011-SA  
 22, Mil'Von James, 2006-07  
 21, (five times), last time: Jericho Flowers, 2016-19

## DEFENSIVE TOUCHDOWNS

**Game:** 1, (multiple), last time: Fred Thompkins vs. Boise State, 2023(47-yd Int)  
**Season:** 3, Kevin Thomas, 2001 (3 INT)  
**Career:** 6, Kevin Thomas, 1998-2001 (4 INT, 2 fumbles)

\*Bowl Game \* Active Players in **Bold**



Scott Patton



Mark Byers



Quincy Sanders




Marlon Beavers



Jared Brown



Sam "Disco Kid" Greene



Kyle Watson



Bobby Stockham

## CONSECUTIVE GAMES PLAYED

- 51 Robert Waterman (C), 2014
- 51 Tim Hasson (LB), 2010-13
- Alex Klorman (DL), 2010-13
- Nolan Kohorst (PK), 2010-13
- 49 Nate Carter (LB), 2008-11
- 48 Kyle Saxelid (OL), 2014-17
- Will Chandler (CB), 2008-11
- Jason Beauchamp (LB), 2006-09

## CONSECUTIVE GAMES STARTED

- 51 Robert Waterman (C), 2014
- Nolan Kohorst (PK), 2010-13
- 46 Sonny Sanitua (DL), 2012-15
- Gary Cook (P), 2001-04
- Kevin Thomas (CB), 1998-2001

## CONSECUTIVE STARTS BY A QUARTERBACK

- 34 Randall Cunningham, 1982-84

## CONSECUTIVE 100-YARD RUSHING GAMES

- 7 Ickey Woods, 1987
- Mike Thomas, 1973
- 4 Jeremi Rudolph, 2000
- Kirk Jones, 1984
- Mike Thomas, 1974

## CONSECUTIVE 200-YARD RUSHING GAMES

- 3 Ickey Woods, 1987
- Mike Thomas, 1973
- 2 Mike Thomas, 1974
- Mike Thomas, 1973

## CONSECUTIVE 100-YARD RECEIVING GAMES

- 5 Ricky White III, 2023
- 4 Randy Gatewood, 1993-94  
(Totaled 718 yards during streak over two seasons)
- 3 Devonte Boyd, 2015
- Len Ware, 1997
- Randy Gatewood, 1994
- Jim Sandusky, 1981 (Twice)
- Sam Greene, 1979

## CONSECUTIVE 200-YARD PASSING GAMES

- 11 Jon Denton, 1996-97
- Sam King, 1981

## CONSECUTIVE 300-YARD PASSING GAMES

- 3 Jon Denton, 1996  
(382 at TCU, 503 vs. SDSU, 432 at SJSU)

## CONSECUTIVE 400-YARD PASSING GAMES

- 2 Jon Denton, 1996  
(503 vs. SDSU, 432 at SJSU)
- Bob Stockham, 1993  
(425 vs. Utah State, 418 vs. NMSU)

## CONSECUTIVE GAMES SCORING A TOUCHDOWN

- 7 Mike Thomas (RB), 1974

## CONSECUTIVE GAMES CATCHING A TOUCHDOWN

- 5 Phillip Payne (WR), 2008 (First 5 games of career)
- 5 Sam Greene (WR), 1980

## CONSECUTIVE GAMES THROWING A TOUCHDOWN

- 19 Jon Denton, 1996-97 (Sat out 2 games during streak)

## CONSECUTIVE PASS ATTEMPTS WITHOUT AN INTERCEPTION

- 183 Caleb Herring, 2011-13
- 173 Omar Clayton, 2007-08
- 119 Mike Clausen, 2008 (Began Rebel career with streak)
- 109 Jared Brown, 1994 (Began Rebel career with streak)

## CONSECUTIVE GAMES SCORING A POINT

- 33 Nolan Kohorst, (PK), 2011-13
- 30 Jim Cook, (PK) 1986-88
- 29 Daniel Gutierrez (PK), 2020-22

## CONSECUTIVE PASS COMPLETIONS

- 12 Jon Denton, vs. Wyoming 1996 (Began game with streak, ended 32-46)

## CONSECUTIVE GAMES COMPLETING A PASS

- 35 Glenn Carano, 1974-76

## CONSECUTIVE GAMES CATCHING A PASS

- 47 Casey Flair (WR), 2005-08  
(Caught at least one pass in every game of his career)
- 41 Earvin Johnson (WR), 2001-04  
(Began fourth game of freshman season)
- 39 Damon Williams (WR), 1995-98  
(Ended sixth game of senior season)

## CONSECUTIVE GAMES INTERCEPTING A PASS

- 3 Will Chandler (CB), 2010
- Kevin Thomas (CB), 2001
- Marlon Beavers (DB), 1976

## CONSECUTIVE GAMES SCORING A DEFENSIVE TD

- 2 Kevin Thomas (CB), 2001  
(INT at Wyoming and INT vs. Utah)
- Kevin Thomas (CB), 1999  
(INT at North Texas and FUMBLE RET at Baylor)

## CONSECUTIVE GAMES WITH A TACKLE

- 46 Adam Seward (LB), 2001-04
- 43 Randy Black (DB/LB), 1997-00 (3 games of 46-game career without a tackle were missed because of injury)

## CONSECUTIVE EXTRA-POINT CONVERSIONS

- 80 Evan Pantels, 2016-18 (First 80 attempts of his career)
- 74 Kyle Watson, 2008-09 (Every attempt of his career)
- 70 Daniel Gutierrez, 2020-22 (Ended career with streak)

## CONSECUTIVE FIELD GOALS MADE

- 19 Jose Pizano, 2023
- 17 Daniel Gutierrez, 2021-22
- 16 Daniel Gutierrez, 2020-21
- 14 Jim Cook, 1987

## CONSECUTIVE GAMES MAKING A FIELD GOAL

- 12 Nick Garritano, 1994



Consecutive Catch King Casey Flair

Casey Flair came all the way from Alaska to walk on at UNLV and left as one of the top receivers in school history. He played in the most games (47) of any Rebel (since broken) and caught at least one pass in every one of them, which shattered the previous record.

# OUTSTANDING PERFORMANCES



## RUSHING

(29 players have rushed for at least 145 yards, 75 times)

PLAYER, OPPONENT, YEAR	NO-YDS
Mike Thomas, at Santa Clara, 1973	30-314
Charles Williams, vs. Hawaii, 2021	38-266
Mike Thomas, vs. Boise State, 1974	33-266
Ickey Woods, vs. Pacific, 1987	37-265
Mike Thomas, vs. Prairie View A&M, 1974	19-245
Raymond Strong, vs. Weber State, 1977	23-239
Mike Thomas, vs. Wisconsin-Milwaukee, 1973	25-236
Aidan Robbins, vs. North Texas, 2022	29-227
Joe Haro, at Wyoming, 2001	22-226
Larry Croom, at Colorado State, 2002	20-222
Charles Williams, vs. Utah State, 2021	27-221
Henry Melton, vs. New Mexico Highlands, 1974	18-221
Tim Cornett, at Air Force, 2013	36-220
Darin Brightmon, vs. Pacific, 1989	22-211
Ickey Woods, at New Mexico State, 1987	28-208
Raymond Strong, vs. Nevada, Reno, 1976	10-204
Mike Thomas, vs. Northern Arizona, 1973	29-204
Shannon Wilson, vs. Arkansas State, 1995	35-200
Ickey Woods, at Long Beach State, 1987	37-200
Ickey Woods, at San Jose State, 1987	25-197
Armani Rogers, at New Mexico, 2017	25-193
Tommy Jackson, at Pacific, 1988	33-192
Lexington Thomas, at Idaho, 2017	17-190
Frank "The Tank" Summers, vs. Utah, 2007	29-190
Dominique Dorsey, vs. Utah State, 2004	18-189
Frank "The Tank" Summers, vs. San Diego State, 2007	26-187
Shannon Wilson, vs. Texas-El Paso, 1992	30-187
Charles Williams, vs. San Jose State, 2019	27-186
Ickey Woods, vs. Northern Illinois, 1987	35-186
James Wofford, vs. Wyoming, 1998	28-184
Darin Brightmon, vs. New Mexico State, 1989	11-183
Mike Thomas, vs. Cal State Los Angeles, 1973	28-183
Armani Rogers, at Arkansas State, 2018	26-181
Dominique Dorsey, vs. Wyoming, 2004	34-181
Tim Cornett, at New Mexico, 2013	25-179
Dominique Dorsey, at Utah, 2004	24-179
Leon Walker, vs. Texas-El Paso, 1978	16-179
Tony Burton, vs. North Texas, 1995	29-177
Charles Williams, vs. EWU, 2021	27-172
James Wofford, vs. San Jose State, 1997	28-170
Charles Williams, vs. Arkansas State, 2019	19-168
Michael Morton, vs. New Mexico, 1981	23-167
Hunkie Cooper, vs. Oregon State, 1991	18-165
Tommy Jackson, vs. Ohio, 1988	26-164
Tim Cornett, vs. Hawaii, 2013	29-162
Lexington Thomas, vs. Utah State, 2017	19-161
Michael Morton, vs. Tennessee State, 1979	17-161
DeJohn Branch, vs. Nevada, Reno, 1994	26-161
Lexington Thomas, vs. Idaho, 2016	19-160
Jeremi Rudolph, at Hawaii, 2000	26-159
Shannon Wilson, vs. Nevada, Reno, 1992	29-159
Tommy Jackson, vs. New Mexico State, 1988	25-158
Kurt Palandech, vs. Wyoming, 2016	16-157
Mike Thomas, vs. Santa Clara, 1974	18-157
Mike Thomas, vs. Hawaii, 1974	21-156
Darall Moore, at Montana, 1975	29-155
Dahrin Footman, vs. Nevada, Reno, 1998	13-154
Charles Williams, at San Jose State, 2016	18-153
Keyvan Jenkins, at Fresno State, 1983	13-153
Dionza Bradford, at New Mexico, 2011	20-152
Michael Morton, vs. New Mexico, 1979	18-152
Lexington Thomas, vs. Howard, 2017	21-151
Raymond Strong, at Nevada, Reno, 1977	18-151
Jeremi Rudolph, at Wyoming, 1999	32-149
Mike Thomas, vs. Louisiana-Monroe, 1973	17-149
Charles Williams, at Hawaii, 2020	22-148
Armani Rogers, at Air Force, 2017	16-148
Mike Thomas, vs. Boise State, 1973	31-148
Dalton Sneed, vs. Fresno State, 2016	15-147
Mack Gilchrist, at UC Riverside, 1970	27-147
Aidan Robbins, vs. Fresno State, 2022	26-146
Lexington Thomas, vs. San Jose State, 2017	18-146
Larry Croom, at Wyoming, 2003	20-146
Joe Haro, vs. Colorado State, 2001	30-146
Michael Morton, at New Mexico, 1980	9-146
Michael Morton, vs. BYU, 1978	27-145

## RECEIVING

(35 players had 136 or more yards receiving, 78 times)

PLAYER, OPPONENT, YEAR	NO-YDS
Randy Gatewood, vs. Idaho, 1994	#23-363
Demond Thompkins, vs. Cal State Fullerton, 1992	9-212
Jeff Spek, at Texas-El Paso, 1981	8-206
Demond Thompkins, at Hawaii, 1992	11-201
Len Ware, vs. San Diego State, 1996	7-200
George Thomas, vs. Cal State Fullerton, 1986	6-197
Jim Sandusky, at Hawaii, 1981	9-189
Demond Thompkins, at San Jose State, 1993	9-188
Devante Davis, at Louisiana Tech, 2012	8-186
Demond Thompkins, vs. Utah State, 1993	9-185
<b>Ricky White III, vs. Idaho State, 2022</b>	<b>8-182</b>
Henry Vereen, at Idaho, 1977	7-181
Waymon Aldridge, vs. Cal State Fullerton, 1982	9-181
Jeff Spek, at Fresno State, 1981	12-181
Darrall Hambrick, at Pacific, 1982	8-178
Steve Jenkins, vs. San Diego State, 2021	5-176
Ryan Wolfe, vs. New Mexico, 2006	9-176
Phillip Payne, vs. Southern Utah, 2011	13-175
Michael Johnson, vs. Northwestern, 2001	8-174
Nathaniel Hawkins, at Idaho State, 1970	7-173
Henry Vereen, vs. Northern Arizona, 1977	4-172
Devante Davis, vs. San Diego State, 2013	8-171
Tyleek Collins, at San Jose State, 2018	9-170
Phillip Payne, vs. Nevada, Reno, 2010	8-170
<b>Ricky White III, at Air Force, 2023</b>	<b>8-169</b>
Carlos Baker, at San Jose State, 1996	10-168
Sam Greene, at Utah, 1980	8-168
Ryan Wolfe, vs. Nevada, Reno, 2008	8-167
Damon Williams, vs. Wyoming, 1996	9-167
<b>Ricky White III, at Nevada, Reno, 2023</b>	<b>7-166</b>
<b>Ricky White III, vs. Vanderbilt, 2023</b>	<b>12-165</b>
<b>Ricky White III, at New Mexico, 2023</b>	<b>8-165</b>
Damon Williams, at Southern California, 1997	11-165
Devante Davis, at New Mexico, 2013	10-164
Ryan Wolfe, at Air Force, 2007	10-164
Devante Davis, vs. Hawaii, 2014	5-163
Greg Brown, at Idaho State, 1970	8-163
George Thomas, at New Mexico State, 1986	6-161
Jim Sandusky, at BYU, 1981	8-161
Ryan Wolfe, vs. Idaho State, 2006	6-160
Darrall Hambrick, vs. Cal State Fullerton, 1982	10-160
Henry Bailey, vs. Idaho, 1994	9-159
Nate Turner, at San Diego State, 2000	11-158
John Ma'ae, at Pacific, 1990	9-158
Keenan McCardell, vs. Long Beach State, 1989	7-157
Mike Haverty, vs. South Dakota, 1976	8-156
Carlos Baker, at San Jose State, 1995	7-154
Rickie Wills, vs. Tulsa, 1988	3-154
Brian Harris, vs. Nebraska-Omaha, 1976	8-154
<b>Ricky White III, at Fresno State, 2023</b>	<b>8-152</b>
Henry Bailey, vs. San Jose State, 1992	6-151
Henry Bailey, at Cal State Fullerton, 1991	4-151
Devante Davis, vs. Northern Illinois, 2014	6-150
Len Ware, vs. San Jose State, 1997	7-150
Jim Sandusky, vs. Long Beach State, 1981	7-149
Michael Morton, at BYU, 1981	10-146
Devante Davis, vs. New Mexico, 2012	7-145
<b>Ricky White III, vs. Wyoming, 2023</b>	<b>8-144</b>
Kyle Williams, at Hawaii, 2020	10-144
Ryan Wolfe, at San Diego State, 2008	11-144
Earvin Johnson, vs. New Mexico, 2004	6-144
Brian Harris, at Weber State, 1976	7-144
Keenan McCardell, at Houston, 1990	8-144
Devante Davis, vs. Hawaii, 2013	8-141
Earvin Johnson, vs. New Mexico, 2002	8-141
Steve Jenkins, at UNR, 2019	5-140
Devante Davis, vs. Central Michigan, 2013	7-140
Nate Turner, at Iowa State, 2000	6-140
Tyleek Collins, at Utah State, 2018	4-139
Michael Johnson, vs. New Mexico, 2010	8-138
Kyle Williams, at New Mexico, 2021	7-137
Donell Wheaton, at New Mexico, 2005	9-137
Keenan McCardell, at Nevada, Reno, 1989	6-137
Keenan McCardell, at Utah State, 1990	10-137
Devonte Boyd, at San Jose State, 2016	6-136
Marcus Sullivan, vs. Washington State, 2012	6-136
Ryan Wolfe, at BYU, 2008	10-136
Len Ware, at Northwestern, 1998	8-136

## PASSING

(27 players have passed for at least 282 yards, 80 times)

PLAYER, OPPONENT, YEAR	CMP-ATT	YDS
Jon Denton, vs. San Diego State, 1996	27-53	503
Jon Denton, vs. Wyoming, 1996	32-46	486
Sam King, at Texas-El Paso, 1981	23-33	476
Sam King, at BYU, 1981	31-57	473
Greg Van Ness, at Idaho, 1977	27-40	473
Sam King, at Hawaii, 1981	30-47	439
Jon Denton, at San Jose State, 1996	33-61	432
Bob Stockham, vs. Utah State, 1993	25-48	425
Bob Stockham, vs. New Mexico State, 1993	30-53	418
Randall Cunningham, at Pacific, 1982	26-46	413
Randall Cunningham, vs. Cal State Fullerton, 1982	23-37	413
Jon Denton, vs. San Jose State, 1997	26-44	401
Blake Decker, vs. Northern Illinois, 2014	24-42	397
Max Gilliam, at San Jose State, 2018	28-50	387
Caleb Herring, vs. Hawaii, 2013	34-56	385
Jon Denton, at TCU, 1996	26-47	382
Jason Davis, vs. Idaho, 1994	30-46	381
Nick Sherry, at Louisiana Tech, 2012	22-46	378
Glenn Carano, at Weber State, 1976	24-37	359
Nick Sherry, vs. Washington State, 2012	33-50	357
Doug Brumfield, vs. Idaho State, 2022	21-25	356
Jarrold Jackson, vs. Utah, 2005	29-54	356
Jon Denton, at Southern California, 1997	26-45	354
Jayden Maiava, vs. Colorado State, 2023	27-36	353
Rocky Hinds, vs. Air Force, 2006	26-34	351
Randall Cunningham, vs. San Diego State, 1983	19-25	347
Blake Decker, at San Diego State, 2014	18-31	346
Derek Stott, vs. Long Beach State, 1989	18-23	344
Omar Clayton, vs. Hawaii, 2009	28-43	340
Sam King, vs. West Texas State, 1981	20-28	340
Sam King, at Fresno State, 1981	27-52	340
Jayden Maiava, at Air Force, 2023	15-29	339
Caleb Herring, at Nevada, Reno, 2013	29-42	335
Jon Denton, at San Diego State, 1997	31-56	335
Jon Denton, at Air Force, 1997	23-41	333
Blake Decker, vs. Fresno State, 2014	29-40	332
Jarrold Jackson, vs. BYU, 2005	31-52	329
Jason Thomas, vs. Wyoming, 2002	20-25	329
Omar Clayton, vs. Nevada, Reno, 2008	18-38	327
Glenn Carano, vs. South Dakota, 1976	21-43	327
Johnny Stanton, vs. BYU, 2017	20-33	325
Larry Gentry, at Utah, 1980	18-34	325
Sam King, at Fresno State, 1979	17-29	325
Glenn Carano, vs. Nevada, Reno, 1976	15-30	325
Rocky Hinds, vs. Idaho State, 2006	24-42	322
Omar Clayton, at BYU, 2008	26-40	321
Glenn Carano, vs. Weber State, 1975	18-33	320
Blake Decker, vs. Boise State, 2015	29-50	357
Blake Decker, at Northern Illinois, 2015	21-39	319
Randall Cunningham, vs. Utah State, 1983	19-35	319
Mike Clausen, at San Diego State, 2008	26-40	316
Jon Denton, at BYU, 1996	24-36	314
Randall Cunningham, vs. SMU, 1984	23-37	314
Randall Cunningham, at San Jose State, 1983	22-36	313
Sam King, vs. Air Force, 1981	26-40	311
<b>Cameron Friel, at UTSA, 2021</b>	<b>25-37</b>	<b>307</b>
Kurt Nantkes, vs. Toledo, 2003	27-41	308
Jared Brown, at Central Michigan, 1994	23-49	306
Randall Cunningham, at San Diego State, 1982	19-42	306
Justin Rogers, vs. San Diego State, 2021	15-21	305
Omar Clayton, vs. Colorado State, 2007	23-36	304
Jason Thomas, vs. Northwestern, 2001	18-39	304
Randall Cunningham, at Washington State, 1983	22-42	296
Shane Steichen, vs. New Mexico, 2006	18-30	295
Jon Denton, vs. Illinois State, 1997	21-30	293
Caleb Herring, at New Mexico, 2013	24-34	293
Jon Denton, vs. Wisconsin, 1996	20-39	293
Derek Stott, at Pacific, 1990	21-29	293
Nick Sherry, vs. New Mexico, 2012	17-27	289
Bob Stockham, at San Jose State, 1993	18-33	289
Sam King, vs. New Mexico, 1979	17-32	289
Greg Van Houton, vs. Nebraska-Omaha, 1976	18-26	289
Doug Brumfield, at Hawaii, 2022	23-37	288
Randall Cunningham, at Pacific, 1984	26-35	288
Derek Stott, at San Jose State, 1989	16-30	286
Jared Brown, vs. New Mexico State, 1995	24-50	285
Randall Cunningham, at Oregon State, 1983	17-28	285
<b>Cameron Friel, at UNR, 2021</b>	<b>27-41</b>	<b>283</b>
Kurt Nantkes, vs. Utah State, 2004	20-35	283

\*Bowl Game • Active Players in **Bold** • #NCAA FBS Record

## OPPONENT ATT YDS AVG TD

### LEXINGTON THOMAS (18)

at Idaho, 9/9/17	17	190	11.2	3
vs. Utah State, 10/21/17	19	161	8.5	2
vs. Idaho, 9/24/16	19	160	8.4	2
vs. Howard, 9/2/17	21	151	7.2	2
vs. San Jose State, 9/30/17	18	146	8.1	2
vs. Idaho State, 9/26/15	9	139	15.4	1
at USC, 9/1/18	14	136	9.7	2
at San Diego State, 11/10/18	21	133	6.3	2
at Hawaii, 11/17/18	28	129	4.6	2
vs. UTEP, 9/8/18	17	127	7.5	2
at New Mexico, 11/17/17	18	127	7.1	2
vs. Prairie View A&M, 9/15/18	30	120	4.0	1
vs. Hawaii, 11/7/15	17	120	7.0	1
at Colorado State, 11/14/15	11	118	10.7	1
at Central Michigan, 9/17/16	17	113	6.6	1
at UCLA, 9/10/16	19	112	5.9	1
vs. Air Force, 10/19/18	20	108	5.4	2
at Hawaii, 10/15/16	21	102	4.9	1

### MIKE THOMAS (17)

at Santa Clara, 11/3/73	30	314	10.5	2
vs. Boise State, 10/19/74	33	266	8.1	2
vs. Prairie View A&M, 10/12/74	19	245	12.9	4
vs. Wisconsin-Milwaukee, 10/20/73	25	236	9.4	4
vs. Northern Arizona, 11/10/73	29	204	7.0	3
vs. Cal State Los Angeles, 9/15/73	28	183	6.5	2
vs. Santa Clara, 10/5/74	18	157	8.7	2
vs. Hawaii, 10/26/74	21	156	7.4	3
vs. Louisiana-Monroe, 10/6/73	17	149	8.8	2
vs. Boise State, 10/13/73	31	148	4.8	3
vs. Montana, 9/28/74	31	141	4.5	2
vs. Utah State, 9/29/73	34	137	4.0	0
at Weber State, 9/14/74	26	135	5.2	2
at Northern Arizona, 9/21/74	13	124	9.5	1
at Nevada, Reno, 11/17/73	30	120	4.0	0
vs. Nevada, Reno, 11/16/74	25	118	4.7	0
vs. State Coll. of Arkansas, 9/8/73	15	109	7.3	1

### TIM CORNETT (16)

at Air Force, 11/21/13	36	220	6.1	0
at New Mexico, 9/28/13	25	179	7.2	3
vs. Hawaii, 10/12/13	29	162	5.6	2
vs. Northern Arizona, 9/8/12	25	141	5.6	1
vs. San Diego State, 11/26/11	15	136	9.1	2
at San Diego State, 10/27/12	19	129	6.8	1
vs. Nevada, Reno, 10/13/12	20	129	6.5	1
vs. Minnesota, 8/30/12	25	127	5.1	2
at Nevada, Reno, 10/26/13	26	122	4.7	1
vs. Utah State, 11/9/13	29	115	4.0	1
vs. Air Force, 9/22/12	17	114	6.7	1
at Louisiana Tech, 10/6/12	23	111	4.8	0
vs. New Mexico, 11/3/12	9	107	11.9	1
vs. Hawaii, 9/17/11	11	106	9.6	2
at Air Force, 11/19/11	19	104	5.5	0
at Colorado State, 11/10/12	20	102	5.1	0

### CHARLES WILLIAMS (15)

vs. Hawaii, 11/13/21	38	266	7.0	3
vs. Utah State, 10/16/21	27	221	8.2	3
vs. San Jose State, 11/22/19	27	186	6.9	3
vs. Eastern Washington, 9/2/21	27	172	6.4	2
vs. Arkansas State, 9/7/19	19	168	8.8	1
vs. Fresno State, 10/11/16	18	153	8.5	1
at Hawaii, 12/12/20	22	148	6.7	2
at Northwestern, 9/14/19	16	144	9.0	2
vs. Southern Utah, 8/31/19	15	143	9.5	3
at San Jose State, 10/29/16	22	141	6.4	1
at UNR, 11/30/19	20	138	6.9	1
at Air Force, 11/26/21	16	137	8.6	2
vs. Fresno State, 11/3/18	16	121	7.6	0
vs. San Diego State, 10/26/19	19	113	5.9	0
at Fresno State, 9/24/21	19	102	5.4	1

### DOMINIQUE DORSEY (11)

vs. Utah State, 9/25/04	18	189	10.5	1
vs. Wyoming, 11/06/04	34	181	5.3	0
at Nevada, Reno, 10/06/01	18	180	10.0	1
at Utah, 10/23/04	24	179	7.5	2
vs. Nevada, Reno, 10/02/04	21	141	6.7	0
at Tennessee, 9/05/04	18	121	6.7	1
vs. Hawaii, 9/19/03	25	111	4.4	1
vs. New Mexico, 10/16/04	18	110	6.1	0
vs. Air Force, 11/16/02	11	101	9.2	0
vs. Wyoming, 11/02/02	7	101	14.4	1
at Wisconsin, 9/13/03	26	100	3.8	0

### KIRK JONES (10)

at Long Beach State, 10/6/84	16	133	8.3	0
vs. Tennessee Tech, 9/7/85	17	129	7.6	3
at Cal State Fullerton, 10/19/85	18	123	6.8	0
vs. Pacific, 10/12/85	21	120	5.7	0
at Pacific, 10/20/84	8	118	6.6	0
at Washington State, 9/6/86	19	116	6.1	1
vs. Idaho State, 10/13/84	23	115	5.0	2
vs. Portland State, 9/13/86	18	111	6.2	2
at San Diego State, 11/3/84	20	109	5.5	1
vs. Wichita State, 9/22/84	12	104	8.7	0

### MACK GILCHRIST (10)

at UC Riverside, 10/10/70	27	147	5.4	0
vs. Hawaii, 11/7/70	29	136	4.7	0
vs. Hiram Scott, 11/15/69	23	121	5.3	0
vs. Cal Tech, 10/26/68	7	116	16.6	0
at Southern Utah State, 10/4/69	18	108	6.0	0
vs. Santa Clara, 10/11/69	17	108	6.4	0
vs. LaVerne, 9/27/69	22	107	4.9	0
at Cal State Fullerton, 10/22/70	20	106	5.3	0
vs. Southern Utah State, 9/19/70	27	105	3.9	0
vs. Montana State, 11/14/70	20	103	5.2	0

### JOE HARO (9)

at Wyoming, 10/27/01	22	226	10.3	2
vs. Colorado State, 10/20/01	30	146	4.9	2
vs. San Diego State, 10/13/01	23	136	5.9	0
at Arkansas, 8/30/01	24	131	5.5	0
at Colorado State, 11/30/02	14	126	9.0	0
at San Diego State, 10/26/02	14	110	7.9	0
at Toledo, 09/21/02	10	108	10.8	1
vs. Kansas, 09/07/02	14	105	7.5	1
vs. Northwestern, 9/7/01	25	104	4.2	1



Mike Thomas

### ICKEY WOODS (9)

vs. Pacific, 11/21/87	37	265	7.2	1
at New Mexico State, 11/14/87	28	208	7.4	1
vs. Long Beach State, 11/7/87	37	200	5.4	1
at San Jose State, 10/24/87	25	197	7.9	0
vs. Northern Illinois, 11/28/87	35	186	5.3	3
at Cal State Fullerton, 10/17/87	14	115	8.2	1
vs. Baylor, 9/19/87	11	114	10.4	0
vs. Nevada, Reno, 10/3/87	18	114	6.3	1
at Fresno State, 10/31/87	25	112	4.5	1

### MICHAEL MORTON (9)

vs. New Mexico, 9/12/81	23	167	7.3	1
vs. Tennessee State, 11/9/79	17	161	9.5	1
vs. New Mexico, 10/13/79	18	152	8.4	1
at New Mexico, 11/1/80	9	146	16.2	2
vs. BYU, 12/2/78	27	145	5.4	2
at Fresno State, 11/7/81	15	133	8.9	2
at Colorado State, 9/27/80	11	130	11.8	2
vs. Northern Colorado, 10/6/79	14	117	8.4	1
vs. Texas-El Paso, 11/18/78	13	102	7.8	0

### JEREMI RUDOLPH (8)

at Hawaii, 12/2/00	26	159	6.1	1
at Wyoming, 10/9/99	32	149	4.7	0
at Nevada, Reno, 10/2/99	20	120	6.0	0
at Utah, 11/4/00	16	110	6.9	1
at Ole Miss, 10/28/00	17	107	6.3	1
vs. New Mexico, 11/11/00	19	106	5.6	0
vs. Nevada, Reno, 10/7/00	13	103	7.9	0
vs. Wyoming, 10/21/00	11	102	9.3	1

\*Bowl Game • Active Players In **Bold**

# 100-YARD RUSHERS



## RAYMOND STRONG (8)

vs. Weber State, 10/15/77	23	239	10.4	2
vs. Nevada, Reno, 11/20/76	10	204	20.4	0
at Nevada, Reno, 11/19/77	18	151	8.4	2
vs. Cal Poly SLO, 10/30/76	16	129	8.1	0
at Northern Arizona, 10/23/76	23	121	5.3	0
vs. North Dakota, 11/12/77	16	110	6.9	0
vs. Nebraska-Omaha, 10/16/76	12	110	9.2	0
vs. Cal State Fullerton, 10/29/77	22	104	4.7	1

## FRANK "THE TANK" SUMMERS (7)

vs. Utah, 9/22/07	29	190	6.6	2
vs. San Diego State, 11/10/07	26	187	7.2	0
at Nevada, Reno, 9/29/07	24	120	5.0	1
at Colorado State, 10/4/08	20	109	5.5	1
vs. Iowa State, 9/20/08	27	109	4.0	1
at Arizona State, 9/13/08	22	103	4.7	0
at Air Force, 10/6/07	25	100	4.0	1

## OMAR LOVE (7)

vs. San Jose State, 10/31/92	20	144	7.2	1
at Utah State, 11/9/92	20	123	6.2	1
vs. Central Michigan, 9/18/93	27	117	4.3	1
at Central Michigan, 9/10/94	28	110	3.9	1
vs. Montana State, 11/21/92	16	105	6.6	1
vs. Cal State Northridge, 10/9/93	21	103	4.9	2
vs. BYU, 10/12/96	16	102	6.4	0

## ARMANI ROGERS - QB (6)

at New Mexico, 11/17/17	25	193	7.7	1
at Arkansas State, 9/22/18	26	181	7.0	1
at Air Force, 10/14/17	16	148	9.3	1
vs. Prairie View A&M, 9/15/18	17	122	7.2	4
vs. Southern Utah, 8/31/19	11	114	10.4	2
vs. UTEP, 9/8/18	10	103	10.3	0

## SHANNON (McLEAN) WILSON (6)

vs. Arkansas State, 9/9/95	35	200	5.0	2
vs. Texas-El Paso, 9/12/92	30	187	6.2	0
vs. Northern Arizona, 9/19/92	29	159	5.5	1
vs. North Texas, 11/4/95	19	126	6.6	0
at Eastern Michigan, 9/16/95	29	126	4.5	0
vs. Nevada, Reno, 10/17/92	21	122	5.8	1

## TOMMY JACKSON (6)

at Pacific, 10/8/88	33	192	5.8	3
vs. Ohio University, 9/24/88	26	164	6.3	1
vs. New Mexico State, 10/15/88	25	158	6.3	0
at Utah State, 11/5/88	24	121	5.0	1
vs. Weber State, 9/9/89	21	104	4.9	0
at Long Beach State, 11/26/88	15	100	6.7	1

## LEON WALKER (6)

vs. Texas-El Paso, 11/18/78	16	179	11.2	1
vs. Idaho, 10/7/78	8	136	17.0	1
vs. Hawaii, 10/14/78	16	125	7.8	1
vs. BYU, 11/2/78	19	112	5.9	0
vs. Cal State Fullerton, 11/25/78	8	108	13.5	0
at Wyoming, 10/27/79	17	101	5.9	0

## LARRY CROOM (5)

at Colorado State, 11/30/02	20	222	11.1	1
at Wyoming, 11/29/03	20	146	7.3	0
at Kansas, 9/6/03	15	128	8.5	2
vs. Utah, 10/18/03	21	114	5.4	0
vs. Wyoming, 11/02/02	13	108	8.3	1

## SHAQUILLE MURRAY-LAWRENCE (4)

at BYU, 11/15/14	20	143	7.2	1
vs. Nevada, Reno, 11/29/14	21	135	6.4	1
vs. New Mexico, 11/1/14	20	125	6.3	2
at Minnesota, 8/29/13	4	108	27.0	0

## KEVIN BROWN (4)

at Hawaii, 12/2/00	19	139	7.3	0
at Colorado State, 10/14/00	17	134	7.9	0
vs. Nevada, Reno, 10/7/00	16	104	6.5	1
vs. North Texas, 9/16/00	9	103	11.4	0

## JAMES WOFFORD (4)

vs. Wyoming, 10/17/98	28	184	6.6	1
vs. San Jose State, 11/22/97	28	170	6.1	1
at Ole Miss, 10/28/00	10	138	13.8	1
at Rice, 11/14/98	22	114	5.2	1

## COURY HANKINS (4)

at Fresno State, 10/25/97	21	125	6.0	2
vs. Hawaii, 9/20/97	29	125	4.3	0
vs. Illinois State, 9/27/97	19	118	6.2	0
vs. Colorado State, 11/1/97	13	104	8.0	0

## AIDAN ROBBINS (3)

vs. North Texas, 9/17/22	29	227	7.8	3
vs. Fresno State, 11/11/22	26	146	5.6	1
at San Diego State, 11/5/22	21	115	5.4	0

## DIONZA BRADFORD (3)

at New Mexico 11/12/11	20	152	7.6	1
vs. Colorado State, 10/29/11	21	122	5.8	1
at Wyoming, 10/15/11	22	104	4.7	0

## JASON THOMAS - QB (3)

at Hawaii, 12/2/00	10	126	12.6	2
at Iowa State, 9/9/00	21	107	5.1	1
at Arkansas, 8/30/01	12	103	8.6	0

## DeJOHN BRANCH (3)

vs. Nevada, Reno, 11/19/94	26	161	6.2	2
vs. *Central Michigan, 12/15/94	13	125	9.6	0
vs. Hawaii, 10/19/97	11	112	10.2	0

## HUNKIE COOPER (3)

vs. Oregon State, 9/14/91	18	165	9.2	1
at Pacific, 9/29/90	14	132	9.4	2
vs. Fresno State, 11/3/90	22	100	4.5	1

## MARVIN EASTMAN (3)

at Pacific, 9/29/90	21	132	6.3	3
vs. New Mexico State, 9/23/89	23	125	5.4	1
at New Mexico State, 10/13/90	25	113	4.5	1

## KYLE TOOMER (3)

vs. Long Beach State, 11/4/89	20	143	7.2	2
at Fresno State, 10/28/89	16	122	7.6	1
vs. Utah State, 11/18/89	22	121	5.5	2



"Jersey" Joe Haro

**ROD EMERY (3)**

at Long Beach State, 11/22/86	28	143	5.1	1
at New Mexico State, 11/15/86	24	125	5.2	2
vs. North Texas State, 11/1/86	25	123	4.9	0

**TONY LEWIS (3)**

vs. San Jose State, 9/8/84	19	115	6.1	0
at Long Beach State, 10/6/84	17	112	6.6	0
vs. Wichita State, 9/22/84	13	111	8.5	1

**KEYVAN JENKINS (3)**

at Fresno State, 11/5/83	13	153	11.8	1
at New Mexico, 11/1/80	5	107	21.4	1
vs. New Mexico, 9/12/81	5	104	20.8	1

**ERICK JACKSON (2)**

vs. Colorado State, 11/19/05	18	101	5.6	1
vs. San Diego State, 10/8/05	29	109	3.8	0

**TONY BURTON (2)**

vs. North Texas, 11/4/95	29	177	6.1	1
at Nevada, Reno, 10/28/95	15	137	9.1	2

**ROBERT GI (2)**

at Louisiana Tech, 11/6/93	36	134	3.7	0
at San Jose State, 11/13/93	27	105	3.8	0

**DEREK BLACK (2)**

at Cal State Fullerton, 10/12/91	25	128	5.1	1
at New Mexico, 9/21/91	27	125	4.6	0

**DARIN BRIGHTMON (2)**

vs. Pacific, 10/7/89	22	211	9.6	2
vs. New Mexico State, 9/23/89	11	183	16.6	2

**ROY CALLAHAN (2)**

vs. Idaho State, 11/23/74	15	113	7.5	2
vs. Nevada, Reno, 11/16/74	15	102	6.8	1

**LARRY HODGES (2)**

vs. Saint Mary's, 9/14/68	24	144	6.0	0
at Azusa-Pacific, 9/21/68	20	115	5.8	0

**JAI'DEN THOMAS - RB (1)**

at UTEP, 9/23/23	13	100	7.7	4
------------------	----	-----	-----	---

**DOUG BRUMFIELD - QB (1)**

vs. North Texas, 9/17/22	13	100	8.3	2
--------------------------	----	-----	-----	---

**COURTNEY REESE - (1)**

at Notre Dame, 10/22/22	11	142	12.9	0
-------------------------	----	-----	------	---

**CHAD MAGYAR - (1)**

at Vanderbilt, 10/12/19	22	116	5.3	1
-------------------------	----	-----	-----	---

**MAX GILLIAM - QB (1)**

vs. Fresno State, 11/7/20	16	139	8.7	1
---------------------------	----	-----	-----	---

**KURT PALANDECH - QB (1)**

vs. Wyoming, 11/12/16	16	157	9.8	1
-----------------------	----	-----	-----	---

**DALTON SNEED - QB (1)**

vs. Fresno State, 10/1/16	15	147	9.8	1
---------------------------	----	-----	-----	---

**JOHNNY STANTON - QB (1)**

vs. Idaho, 9/24/16	18	131	7.3	0
--------------------	----	-----	-----	---

**XZAVIER CAMPBELL (1)**

vs. Idaho State, 9/26/15	9	139	15.4	2
--------------------------	---	-----	------	---

**KEITH WHITELEY (1)**

vs. Hawaii, 11/7/15	21	124	5.9	1
---------------------	----	-----	-----	---

**BRADLEY RANDLE (1)**

vs. New Mexico, 11/3/12	12	113	9.4	2
-------------------------	----	-----	-----	---

**CHANNING TROTTER (1)**

vs. Sacramento State, 9/5/09	16	102	6.4	3
------------------------------	----	-----	-----	---

**OMAR CLAYTON - QB (1)**

vs. Colorado State, 10/20/07	19	135	7.1	0
------------------------------	----	-----	-----	---

**TRAVIS DIXON - QB (1)**

at Utah State, 8/30/07	22	129	5.9	1
------------------------	----	-----	-----	---

**DAVID PEEPLES (1)**

vs. Nevada, Reno, 9/30/06	15	106	7.1	0
---------------------------	----	-----	-----	---

**SHANE STEICHEN - QB (1)**

vs. Idaho, 9/10/05	17	104	6.1	1
--------------------	----	-----	-----	---

**DAHRIN FOOTMAN (1)**

vs. Nevada, Reno, 10/3/98	13	154	11.8	1
---------------------------	----	-----	------	---

**DEREK STOTT - QB (1)**

vs. Pacific, 11/23/91	15	103	6.9	0
-----------------------	----	-----	-----	---

**MATT WILLS (1)**

vs. New Mexico State, 11/16/91	22	137	6.2	0
--------------------------------	----	-----	-----	---

**WILLIE RUSSELL (1)**

at Northern Illinois, 10/21/89	14	114	8.1	0
--------------------------------	----	-----	-----	---

**ARTIS CARHEE (1)**

at New Mexico, 11/1/80	7	102	14.6	2
------------------------	---	-----	------	---

**MEL CARVER (1)**

vs. Hawaii, 11/15/80	11	115	10.5	0
----------------------	----	-----	------	---

**ROY CROUSE (1)**

vs. Cal State Fullerton, 10/4/80	16	100	6.3	2
----------------------------------	----	-----	-----	---

**DARALL MOORE (1)**

at Montana, 9/27/75	29	155	5.3	0
---------------------	----	-----	-----	---

**KEVIN COLE (1)**

vs. Prairie View A&M, 10/12/74	17	124	7.5	0
--------------------------------	----	-----	-----	---

**MIKE KELLY (1)**

vs. South Dakota State, 11/9/74	18	109	6.1	1
---------------------------------	----	-----	-----	---

**HENRY MELTON (1)**

vs. New Mexico Highlands, 11/2/74	18	221	12.3	4
-----------------------------------	----	-----	------	---

**STEVE MATAUSEK (1)**

at Santa Clara, 11/3/73	5	100	20.0	0
-------------------------	---	-----	------	---

**CHARLES COOPER (1)**

vs. Montana State, 11/14/70	10	103	10.3	0
-----------------------------	----	-----	------	---

**GEORGE SAPHIRE (1)**

vs. LaVerne, 9/27/69	15	113	7.5	0
----------------------	----	-----	-----	---

**ROB HAYNES (1)**

vs. Cal Tech, 10/26/68	5	101	20.2	0
------------------------	---	-----	------	---



Lexington Thomas

### A KICKOFF WAS RETURNED FOR A TOUCHDOWN

UNLV: 98 yards by Deante Purvis vs. Colorado State, Oct. 29, 2011  
 OPP: 99 yards by Kaylon Horton vs. North Texas, Sept. 17, 2022

### A PUNT WAS RETURNED FOR A TOUCHDOWN

UNLV: 52 yards by Troy Mason vs. San Diego State, Oct. 13, 2001  
 OPP: 59 yards by DJ May vs. Wyoming, Nov. 12, 2016

### A BLOCKED PUNT WAS RETURNED FOR A TOUCHDOWN

UNLV: Charles Williams at Central Michigan, Sept. 17, 2016  
 OPP: Caden McDonald vs. San Diego State, Oct. 26, 2019

### A BLOCKED FIELD GOAL WAS RETURNED FOR A TOUCHDOWN

UNLV: 53 yards by Sidney Hodge vs. Wyoming, Nov. 17, 2012  
 OPP: 51 yards by Martez Shabazz at Minnesota, Aug. 28, 2013

### AN INTERCEPTION WAS RETURNED FOR A TOUCHDOWN

UNLV: 47 yards by Fred Thompkins vs Boise State, Dec. 2, 2023  
 OPP: 37 yards by Martel Hight of Vanderbilt, Sept. 16, 2023

### A FUMBLE WAS RETURNED FOR A TOUCHDOWN

UNLV: 41 yards by Jerree Williams vs. Vanderbilt, Sept. 16, 2023  
 OPP: 18 yards by Justin Rice at Fresno State, Oct. 18, 2019

### A CONVERSION ATTEMPT WAS RETURNED FOR TWO POINTS

UNLV: Never  
 OPP: Brand Ratcliff of New Mexico, Oct. 12, 2002

### A SAFETY WAS RECORDED

UNLV: Team safety after a blocked punt, out of bounds by Spencer Briggs.. vs. North Texas, Sept. 17, 2022  
 OPP: Blocked punt by Ike Larsenl at Utah State, Sept. 24, 2022

### A SHUTOUT WAS RECORDED ON THE ROAD

UNLV: 13-0 vs. Cal State Fullerton, Nov. 12, 1983  
 OPP: 37-0 at Nevada, Reno, Oct. 8, 2011

### A SHUTOUT WAS RECORDED AT HOME

UNLV: 27-0 vs. Utah, Sept. 22, 2007  
 OPP: 7-0 by San Diego State, Nov. 8, 2003

### A TEAM DID NOT COMMIT A TURNOVER

UNLV: at New Mexico, Nov. 4, 2023  
 OPP: San Jose State, Nov. 25, 2023

### A TEAM DID NOT PUNT

UNLV: vs. Tennessee Tech, Sept. 7, 1985  
 OPP: Fresno State, Nov. 11, 2022

### A TEAM DID NOT HAVE A PENALTY

UNLV: vs Air Force, Oct. 15, 2022  
 OPP: at TCU, Dec. 3, 2011



**Jon Denton's 503 yards vs. SDSU were an NCAA freshman record.**

### A TIE GAME WAS PLAYED

UNLV: 16-16 vs. San Jose State, Nov. 23, 1985

### A TEAM BLOCKED A PUNT

UNLV: Cameron Jenkins at UTEP, Sept. 23, 2023  
 OPP: Isaiah Foskey at Notre Dame, Oct. 22, 2022

### A TEAM BLOCKED A FIELD GOAL

UNLV: Tre Caine vs. SDSU, Nov. 19, 2021  
 OPP: J.Tuitupou of Hawaii, Nov. 13, 2021

### AN INDIVIDUAL KICKED FOUR OR MORE FIELD GOALS

UNLV: 6 by Jose Pizano vs. Colorado State, Oct. 21, 2023  
 OPP: 4 by Brandon Talton at UNR, Nov. 30, 2019

### A 50-YARD FIELD GOAL WAS MADE

UNLV: 51 yards by Jose Pizano vs. Boise State, Dec. 2, 2023  
 OPP: 50 yards by Jonah Dalmas of Boise State, Dec. 2, 2023

### AN INDIVIDUAL SCORED FOUR OR MORE TOUCHDOWNS

UNLV: 4 by Jai'Den Thomas, Sept. 23, 2023  
 OPP: 4 Taylen Green of Boise State, Dec. 2, 2023

### A TEAM HAD 600 OR MORE YARDS TOTAL OFFENSE

UNLV: 653 vs. Wyoming, Nov. 12, 2016  
 OPP: 664 by Ohio State, Sept. 23, 2017

### A TEAM SCORED AT LEAST 50 POINTS

UNLV: 56 at New Mexico, Nov. 4, 2023  
 OPP: 51 by UNR, Oct. 29, 2021

### A TEAM SCORED AT LEAST 60 POINTS

UNLV: 69 vs. Wyoming, Nov. 12, 2016  
 OPP: 66 by Wyoming, Nov. 12, 2016

### A PASS WAS COMPLETED FOR AT LEAST 70-79 YARDS

UNLV: 78 by Jayden Maiava to Ricky White at Air Force, Nov. 18, 2023  
 OPP: 76 by Zevi Eckhaus to Matthew Prochaska of Bryant, Sept. 2, 2023

### A PASS WAS COMPLETED FOR AT LEAST 80 YARDS OR MORE

UNLV: 84 by Jayden Maiava to Kaleo Ballungay at Air Force, Nov. 18, 2023  
 OPP: 80 by Jordan Love to Jalen Greene of USU, Oct. 13, 2018

### AN INDIVIDUAL PASSED FOR AT LEAST 400 YARDS

UNLV: 401 by Jon Denton vs. SJSU, Nov. 22, 1997  
 OPP: 449 by Jason Bean of Kansas, Dec. 26, 2023

### AN INDIVIDUAL PASSED FOR AT LEAST 500 YARDS

UNLV: 503 by Jon Denton vs. SDSU, Nov. 16, 1996  
 OPP: 546 by Cody Ledbetter of NMSU, Nov. 18, 1995

### AN INDIVIDUAL PASSED FOR AT LEAST 200 YARDS AND RUSHED FOR AT LEAST 100 YARDS

UNLV: 211 yards passing, 106 yards rushing by Doug Brumfield vs. North Texas, Sept. 17, 2022  
 OPP: 287 yards passing, 115 yards rushing by Brendon Lewis of UNR, Oct. 14, 2023

### AN INDIVIDUAL COMPLETED AT LEAST 30 PASSES

UNLV: 34 by Caleb Herring vs. Hawaii, Oct. 12, 2013  
 OPP: 37 by Carson Strong of UNR, Oct. 29, 2021

### AN INDIVIDUAL THREW AT LEAST FIVE INTERCEPTIONS

UNLV: 6 by Bob Stockham vs. USL, Nov. 20, 1993  
 OPP: 5 by Logan Bonner of Utah State, Sept. 24, 2022

### AN INDIVIDUAL INTERCEPTED AT LEAST THREE PASSES

UNLV: 3 by Ed Saignes vs. Idaho State, Oct. 13, 1984  
 OPP: 3 by Darius Cunnigan of Pacific, Oct. 3, 1992

### AN INDIVIDUAL HAD AT LEAST 10 RECEPTIONS

UNLV: 12 by Ricky White vs. Vanderbilt, Sept. 16, 2023  
 OPP: 11 by Landon Ruggieri of Bryant, Sept. 2, 2023



**Devonte Boyd caught the longest pass in UNLV history - a 94-yard TD strike from Armani Rogers at Idaho in 2017.**

### A TEAM PASSED FOR LESS THAN 100 YARDS

UNLV: 94 vs. Iowa State, Sept. 18, 2021  
 OPP: 60 vs. Air Force, Nov. 18, 2023

### A TEAM HAD TWO RECEIVERS WITH AT LEAST 100 YARDS

UNLV: 116 by Devonte Boyd and 105 by Aaron Criswell vs. Boise State, Oct. 31, 2015  
 OPP: 160 by Luke Grimm and 132 by Lawrence Arnold of Kansas, Dec. 26, 2023

### AN INDIVIDUAL RUSHED FOR AT LEAST 200 YARDS

UNLV: 227 by Aidan Robbins vs. North Texas, Sept. 17, 2022  
 OPP: 206 by Jeremy McNichols of Boise State, Nov. 18, 2016

### A RUN WENT FOR AT LEAST 50-59 YARDS

UNLV: 56 by Vincent Davis at UTEP, Sept. 23, 2023  
 OPP: 50 by Ashton Jeanty of Boise State, Dec. 2, 2023

### A RUN WENT FOR AT LEAST 60-69 YARDS

UNLV: 61 by Vincent Davis vs. San Jose State, Oct. 25, 2023  
 OPP: 67 by Tyrone Owens of New Mexico, Nov. 17, 2017

### A RUN WENT FOR AT LEAST 70-79 YARDS

UNLV: 72 by Charles Williams at Air Force, Nov. 26, 2021  
 OPP: 70 by Taylen Green of Boise State, Dec. 2, 2023

### A RUN WENT FOR 80 YARDS OR MORE

UNLV: 80 by Charles Williams at UNR, Nov. 30, 2019  
 OPP: 83 by Tyler Ervin of San Jose State, Oct. 4, 2014

### A TEAM RUSHED FOR AT LEAST 300 YARDS

UNLV: 307 vs. Hawaii, Sept. 30, 2023  
 OPP: 301 vs. Boise State, Dec. 2, 2023

### A TEAM RUSHED FOR LESS THAN 50 YARDS

UNLV: 22, vs SDSU, Nov. 19, 2021  
 OPP: 46 by Hawaii, Sept. 30, 2023

### A TEAM HAD TWO RUNNERS WITH AT LEAST 100 YARDS

UNLV: 227 by RB Aidan Robbins and 100 by QB Doug Brumfield vs North Texas, Sept. 17, 2022  
 OPP: 136 by RB Titus Swen, 101 by QB Sean Chambers of Wyoming, Sept. 28, 2019

**OPPONENT REC YDS AVG TD**

**DEVONTE BOYD (14)**

at San Jose State, 10/29/16	6	136	22.7	0
vs. Jackson State, 9/1/16	4	135	33.8	3
at Colorado State, 11/14/15	8	131	16.4	0
at Utah State, 10/25/14	6	128	21.3	1
vs. Wyoming, 11/12/16	10	127	12.7	0
at Wyoming, 11/28/15	6	122	20.3	1
vs. Hawaii, 11/7/15	6	120	20.0	1
vs. Boise State, 10/31/15	10	116	11.6	0
vs. New Mexico, 11/1/14	11	108	9.8	0
at Northern Illinois, 9/5/15	5	107	21.4	1
vs. San Jose State, 9/30/17	5	105	21.0	0
vs. Howard, 9/2/17	4	105	26.3	1
at Idaho, 9/9/17	2	103	51.5	1
at Arizona, 11/8/14	8	100	12.5	0

**RYAN WOLFE (12)**

vs. New Mexico, 10/14/06	9	176	19.6	2
vs. Nevada, Reno, 9/27/08	8	167	20.9	1
at Air Force, 10/6/07	10	164	16.4	0
vs. Idaho State, 9/2/06	6	160	26.7	1
at San Diego State, 11/22/08	11	144	13.1	2
at BYU, 10/25/08	10	136	13.6	1
at Colorado State, 10/7/06	11	135	12.3	1
vs. Hawaii, 9/19/09	9	130	14.4	0
at New Mexico, 10/24/09	11	118	10.7	1
vs. Air Force, 11/24/06	6	108	18.0	0
vs. Utah State, 8/30/08	7	103	14.7	2
vs. New Mexico, 11/8/08	7	100	14.3	0

**DEVANTE DAVIS (11)**

at Louisiana Tech, 10/6/12	8	186	23.3	1
vs. San Diego State, 11/30/13	8	171	21.4	4
at New Mexico, 9/28/13	10	164	16.4	3
vs. Hawaii, 11/22/14	5	163	32.6	1
vs. Northern Illinois 9/13/14	6	150	25.0	2
vs. New Mexico, 11/3/12	7	145	20.7	1
vs. Hawaii, 10/12/13	8	141	17.6	0
vs. Central Michigan, 9/14/13	7	140	20.0	3
at Nevada, Reno, 10/26/13	8	121	15.1	2
vs. Air Force, 11/8/14	6	114	14.3	1
at Arizona, 8/29/14	8	100	12.5	0

**RICKY WHITE (8)**

vs. Idaho State 8/27/22	8	182	22.7	2
at Air Force, 11/18/23	8	169	21.1	1
at Nevada, Reno, 10/14/23	7	166	23.7	2
vs. Vanderbilt, 9/2/23	12	165	13.8	0
at New Mexico, 11/4/23	8	165	20.6	2
at Fresno State, 10/28/23	7	152	21.7	2
vs. Wyoming, 11/10/23	8	144	18.0	0
vs. San Jose State, 11/25/23	5	111	22.2	0

**LEN WARE (8)**

vs. San Diego State, 11/16/96	7	200	28.6	2
at San Jose State, 11/22/97	7	150	21.4	0
at Northwestern, 9/5/98	8	136	17.0	1
at Air Force, 9/13/97	4	121	30.3	1
vs. TCU, 10/11/97	5	117	23.4	0
vs. TCU, 11/21/98	4	116	29.0	1
vs. Hawaii, 9/20/97	8	108	13.5	1
vs. Illinois State, 9/27/97	7	105	15.0	2

**RANDY GATEWOOD (8)**

vs. Idaho, 9/17/94	23	363	15.8	1
vs. Utah State, 10/23/93	9	134	14.8	0
vs. New Mexico State, 10/30/93	7	130	18.6	1
at Central Michigan, 9/10/94	9	126	14.0	1
at Eastern Michigan, 9/3/94	7	121	17.3	1
vs. Louisiana, 11/20/93	8	108	13.5	1
vs. San Jose State, 10/29/94	6	105	17.5	0
vs. *Central Michigan, 12/15/94	6	104	17.3	1

**JIM SANDUSKY (8)**

at Hawaii, 10/31/81	9	189	21.0	2
at BYU, 10/10/81	8	161	20.1	1
vs. Long Beach State, 9/26/81	7	149	21.3	0
vs. West Texas State, 9/19/81	6	134	22.3	1
vs. New Mexico, 9/12/81	4	124	31.0	0
vs. Utah, 10/24/81	6	120	20.0	1
vs. San Diego State, 11/14/81	7	119	17.0	1
at Texas-El Paso, 11/28/81	6	116	19.3	0

**EARVIN JOHNSON (7)**

vs. New Mexico, 10/16/04	6	144	24.0	2
vs. New Mexico, 10/12/02	8	141	17.6	0
at Colorado State, 11/30/02	12	132	11.0	2
at Brigham Young, 10/19/02	8	121	15.1	0
at Nevada, Reno, 10/4/03	10	114	11.4	0
vs. BYU, 10/25/03	7	108	15.4	1
vs. Wyoming, 11/6/04	8	107	13.4	2

**DAMON WILLIAMS (7)**

vs. Wyoming, 9/28/96	9	167	18.6	0
at USC, 10/4/97	11	165	15.0	0
vs. Fresno State, 10/26/96	5	132	26.4	0
vs. San Diego State, 11/16/96	4	112	28.0	1
vs. Wisconsin, 9/14/96	8	104	13.0	0
vs. Colorado State, 11/1/97	8	100	12.5	0
at TCU, 11/2/96	5	100	20.0	0

**KEENAN McCARDELL (7)**

vs. Long Beach State, 11/4/89	7	157	22.4	1
at Houston, 9/8/90	8	144	18.0	0
at Nevada, Reno, 11/11/89	6	137	22.8	0
at Utah State, 10/27/90	10	137	13.7	1
at San Jose State, 11/25/89	8	131	16.4	2
at Long Beach State, 11/17/90	9	124	13.8	1
at Oregon State, 9/15/90	6	109	18.2	3

**SAM GREENE (7)**

at Utah, 9/20/80	8	168	21.0	2
at Wyoming, 10/27/79	5	135	27.0	0
at San Diego State, 11/11/80	7	135	19.3	3
vs. New Mexico, 10/13/79	4	130	32.5	1
vs. Lamar, 11/23/79	5	107	21.4	1
at Hawaii, 9/29/79	5	107	21.4	0
vs. Tennessee State, 11/9/79	7	106	15.1	3

**HENRY BAILEY (6)**

vs. Idaho, 9/17/94	9	159	17.7	4
vs. San Jose State, 10/31/92	6	151	25.2	2
at Cal State Fullerton, 10/12/91	4	151	37.8	1
at Oregon, 9/26/92	5	129	25.8	1
at New Mexico State, 10/10/92	5	105	21.0	1
at *Central Michigan, 12/15/94	5	101	20.2	1

**DEMOND THOMPKINS (6)**

vs. Cal State Fullerton, 11/28/92	9	212	23.5	2
at Hawaii, 10/24/92	11	201	18.3	2
at San Jose State, 11/13/93	9	188	20.8	2
vs. Utah State, 10/23/93	9	185	20.5	0
vs. New Mexico State, 10/30/93	7	120	17.1	1
vs. Montana State, 11/21/92	4	103	25.8	1

**CARLOS BAKER (5)**

at San Jose State, 11/23/96	10	168	16.8	1
at San Jose State, 10/14/95	7	154	22.0	0
vs. Air Force, 9/12/98	6	114	19.0	1
at Nevada, Reno, 10/28/95	5	114	22.0	0
vs. New Mexico State, 11/18/95	7	111	15.8	1

**GEORGE THOMAS (5)**

vs. Cal State Fullerton, 9/27/86	6	197	32.8	2
at New Mexico State, 11/15/86	6	161	26.8	2
at San Jose State, 10/24/87	7	124	17.7	2
vs. Long Beach State, 9/28/85	5	106	21.2	2
at New Mexico State, 11/14/87	6	101	16.8	1

**DARALL HAMBRICK (5)**

at Pacific, 10/2/82	8	178	22.3	0
vs. Cal State Fullerton, 11/27/82	10	160	16.0	2
vs. Texas-El Paso, 10/9/82	5	116	23.2	1
at New Mexico, 9/18/82	9	112	12.4	1
vs. San Jose State, 10/30/82	5	104	20.8	0



Ryan Wolfe

# 100-YARD RECEIVERS



## GREG BROWN (5)

at Idaho State, 9/26/70	8	163	20.4	0
vs. Santa Clara, 10/9/71	6	132	22.0	0
vs. Oregon Tech, 10/3/70	5	116	23.2	0
vs. Hawaii, 11/7/70	5	113	22.6	0
vs. Cal State Los Angeles, 10/17/70	7	106	15.1	0

## PHILLIP PAYNE (5)

vs. Southern Utah, 9/24/11	13	175	13.5	1
vs. Nevada, Reno, 10/2/10	8	170	21.3	0
vs. Air Force, 10/18/08	6	124	20.7	1
at Nevada, Reno, 10/3/09	10	112	11.2	0
vs. San Diego State, 11/28/09	5	107	21.4	1

## KYLE WILLIAMS (5)

at Hawaii, 12/12/20	10	144	14.4	1
at New Mexico, 11/6/21	7	137	19.6	1
vs. San Jose State, 10/21/21	7	117	16.7	0
at Hawaii, 11/19/22	5	111	22.2	0
at San Jose State, 11/14/20	9	110	12.2	1

## STEVE JENKINS (4)

vs. San Diego State, 11/19/21	5	176	35.2	0
at Nevada, Reno, 11/30/19	5	140	28.0	2
at Nevada, Reno, 10/29/21	12	133	11.1	1
at UTSA, 10/2/21	5	114	22.8	1

## CASEY FLAIR (4)

vs. Wisconsin, 9/8/07	10	12	12.6	1
at Wyoming, 10/27/07	10	121	12.1	1
at Colorado State, 10/7/06	8	100	12.5	0
vs. Air Force, 11/24/06	8	100	12.5	1

## NATE TURNER (4)

at San Diego State, 11/25/00	11	158	14.4	1
at Iowa State, 9/9/00	6	140	23.3	2
vs. *Arkansas, 12/21/00	8	126	15.8	2
vs. Air Force, 9/30/00	9	102	11.3	0

## BRIAN HARRIS (4)

vs. Nebraska-Omaha, 10/16/76	8	154	19.3	0
at Weber State, 9/25/76	7	144	20.6	0
vs. Troy State, 9/17/77	9	136	15.1	0
at Boise State, 9/24/77	6	110	18.3	0

## TROY MASON (3)

vs. Air Force, 9/30/00	4	122	30.5	0
vs. Northwestern, 9/7/01	7	106	15.1	0
at BYU, 9/23/00	5	102	20.4	0

## TODD FLOYD (3)

vs. San Jose State, 11/22/97	5	125	25.0	0
at TCU, 11/2/96	4	109	27.3	1
at Nevada, Reno, 9/6/97	11	100	9.1	0

## HENRY VEREEN (3)

at Idaho, 11/5/77	7	181	25.9	2
vs. Northern Arizona, 10/1/77	4	172	43.0	2
vs. Nevada, Reno, 11/20/76	4	140	35.0	0

## RANDAL GRIMES (2)

vs. San Jose State, 11/22/19	6	130	21.7	1
vs. San Diego State, 10/26/19	5	121	24.2	1

## TYLEEK COLLINS (2)

at San Jose State, 10/27/18	9	170	18.9	4
at Utah State, 10/13/18	4	139	34.8	1

## DARREN WOODS JR. (2)

at New Mexico, 11/17/17	4	114	28.5	0
at San Diego State, 11/10/18	4	100	25.0	0

## MARCUS SULLIVAN (2)

vs. Washington State, 9/14/12	6	136	22.7	2
vs. Hawai'i, 10/12/13	11	113	10.3	0

## MICHAEL J. JOHNSON (2)

vs. New Mexico, 9/25/10	8	138	17.3	3
at BYU, 10/10/09	6	113	18.8	1

## MICHAEL JOHNSON (2)

vs. Northwestern, 9/7/01	8	174	21.8	2
at Toledo, 09/21/02	8	109	13.6	0

## JOHN MA'AE (2)

at Pacific, 9/29/90	9	158	17.6	0
at New Mexico, 9/21/91	7	122	17.4	1

## RICKIE WILLS (2)

vs. Tulsa, 10/29/88	3	154	51.3	1
at Long Beach State, 11/26/88	5	106	21.2	0

## WAYMON ALDRIDGE (2)

vs. Cal State Fullerton, 11/27/82	9	181	20.1	2
at Pacific, 10/2/82	7	108	15.4	0

## MICHAEL MORTON (2)

at BYU, 10/10/81	10	146	14.6	1
vs. Utah, 10/24/81	6	129	21.5	1

## JEFF SPEK (2)

at Texas-El Paso, 11/28/81	8	206	25.8	1
at Fresno State, 11/7/81	12	181	15.1	1

## MIKE HAVERTY (2)

vs. South Dakota, 9/18/76	8	156	19.5	0
vs. Nebraska-Omaha, 10/16/76	10	144	14.4	0

## KURT SCHNABEL (2)

vs. Nebraska-Omaha, 10/11/75	5	130	26.0	0
vs. South Dakota State, 11/8/75	6	123	20.5	0

## NATHANIEL HAWKINS (2)

at Idaho State, 9/26/70	7	173	24.7	0
vs. New Mexico Highlands, 10/30/71	7	125	17.9	0

## JACOB DE JESUS (1)

vs. Colorado State 10/21/23	9	120	13.3	0
-----------------------------	---	-----	------	---

## NOAH BEAN (1)

at Fresno State 10/18/19	2	105	52.5	1
--------------------------	---	-----	------	---

## AARON CRISWELL (1)

vs. Boise State, 10/31/15	6	105	17.5	0
---------------------------	---	-----	------	---

## GREG ESTANDIA (1)

vs. Utah, 10/22/05	10	120	12.0	2
--------------------	----	-----	------	---

## DONELL WHEATON (1)

at New Mexico, 9/3/05	9	137	15.2	1
-----------------------	---	-----	------	---

## STEVEN COSTA (1)

vs. Wyoming, 11/2/02	5	102	20.4	1
----------------------	---	-----	------	---

## LARRY CROOM (1)

vs. Nevada, Reno, 10/05/02	6	114	19.0	2
----------------------------	---	-----	------	---

## ROD EMERY (1)

vs. Fresno State, 11/6/86	6	113	18.8	0
---------------------------	---	-----	------	---

## GEORGE WILLIAMS (1)

at New Mexico State, 11/15/86	2	108	54.0	0
-------------------------------	---	-----	------	---

## BYRON BROWN (1)

vs. SMU, 11/1/84	7	104	14.9	0
------------------	---	-----	------	---

## TONY GLADNEY (1)

vs. Fresno State, 11/24/84	3	106	35.3	1
----------------------------	---	-----	------	---

## REGGIE FARMER (1)

vs. Utah State, 10/22/83	6	130	21.7	3
--------------------------	---	-----	------	---

## DARYL JOHNSON (1)

at Oregon State, 10/1/83	7	106	15.1	0
--------------------------	---	-----	------	---

## KIRK JONES (1)


at Washington State, 9/24/83	9	100	11.1	0
------------------------------	---	-----	------	---

## MICHAEL McDADE (1)

at San Jose State, 9/10/83	10	125	12.5	1
----------------------------	----	-----	------	---

## ROBERT COBB (1)

vs. BYU, 11/29/80	8	110	13.8	0
-------------------	---	-----	------	---



Lenny Ware

\*Bowl Game • Active Players in **Bold**

**BE A REBEL.**

**OPPONENT CMP ATT YDS TD INT**  
**RANDALL CUNNINGHAM (24)**

vs. Cal State Fullerton, 11/27/82	23	37	413	4	0
at Pacific, 10/2/82	26	46	413	1	0
vs. San Diego State, 10/27/83	19	25	347	3	0
vs. Utah State, 10/22/83	19	35	319	3	0
vs. SMU, 12/1/84	23	37	314	1	0
at San Jose State, 9/10/83	22	36	313	2	1
at San Diego State, 9/25/82	19	42	306	2	1
at Washington State, 9/24/83	24	42	296	2	3
at Pacific, 10/20/84	26	35	288	4	1
at Oregon State, 10/1/83	17	28	285	1	1
at Colorado State, 11/6/82	14	28	281	4	1
vs. Idaho State, 10/13/84	21	26	274	1	1
vs. *Toledo, 12/15/84	18	28	270	2	0
at Long Beach State, 11/13/82	22	40	266	0	2
vs. Pacific, 9/17/83	19	29	264	2	0
at Utah, 10/16/82	22	38	260	0	0
vs. San Jose State, 10/30/82	22	38	260	0	0
vs. Texas-El Paso, 10/9/82	17	34	251	2	0
at New Mexico, 9/18/82	19	44	246	2	0
at Utah State, 11/17/84	15	25	242	3	0
at Hawaii, 9/29/84	19	37	232	1	3
vs. Fresno State, 11/24/84	13	24	230	1	1
vs. Fresno State, 11/20/82	22	37	212	2	1
vs. Hawaii, 10/15/83	17	39	205	0	1

**JON DENTON (17)**

vs. San Diego State, 11/16/96	27	53	503	4	0
vs. Wyoming, 9/28/96	32	46	486	3	2
at San Jose State, 11/23/96	33	61	432	4	3
vs. San Jose State, 11/22/97	26	44	401	5	3
at TCU, 11/2/96	26	47	382	3	1
at Southern California, 10/4/97	26	45	354	1	1
at San Diego State, 10/18/97	31	56	335	1	3
at Air Force, 9/13/97	23	41	333	2	0
at BYU, 10/12/96	24	36	314	3	1
vs. Illinois State, 9/27/97	21	30	295	3	0
vs. Wisconsin, 9/14/96	20	39	293	2	3
vs. Air Force, 9/7/96	25	45	275	0	2
at Nevada, Reno, 9/6/97	25	45	267	1	2
vs. TCU, 10/11/97	16	37	246	2	2
at Colorado State, 9/21/96	26	46	243	1	0
vs. Fresno State, 10/26/96	17	38	233	1	0
vs. Hawaii, 9/20/97	21	46	221	2	3

**OMAR CLAYTON (16)**

vs. Hawaii, 9/19/09	28	43	340	3	2
vs. Nevada, Reno, 9/7/08	18	38	327	3	1
at BYU, 10/25/08	26	40	321	1	1
vs. Colorado State, 10/20/07	23	36	304	2	3
vs. San Diego State, 11/28/09	21	35	274	1	2
at Wyoming, 9/26/09	26	43	260	1	2
vs. BYU, 10/10/09	20	32	253	2	2
vs. Air Force, 10/18/08	19	30	251	2	0
vs. Iowa State, 9/20/08	15	21	235	3	0
vs. Air Force, 11/18/10	18	30	224	1	1
vs. Utah, 10/17/09	23	44	223	0	2
at Wyoming, 10/27/07	21	39	223	1	2
at Utah, 9/11/10	18	37	217	0	0
vs. Nevada, Reno, 10/2/10	14	23	214	1	1
vs. Sacramento State, 9/5/09	13	17	213	1	0
at New Mexico, 10/24/09	20	30	204	2	0

**SAM KING (13)**

at Texas-El Paso, 11/28/81	23	33	476	1	0
at BYU, 10/10/81	31	57	473	2	4
at Hawaii, 10/31/81	30	47	439	3	2
vs. West Texas State, 9/19/81	20	28	340	1	1
at Fresno State, 11/7/81	27	52	340	1	2
at Fresno State, 11/3/79	17	29	325	4	0

vs. Air Force, 11/21/81	26	40	311	1	1
vs. New Mexico, 10/13/79	17	32	289	3	3
at Wyoming, 10/3/81	24	47	271	1	3
vs. Long Beach State, 9/26/81	15	26	246	2	0
vs. Utah, 10/24/81	15	27	246	2	0
vs. New Mexico, 9/12/81	10	19	234	1	1
vs. San Diego State, 11/14/81	20	34	232	2	2

**BLAKE DECKER (11)**

vs. Northern Illinois, 9/13/14	24	42	397	1	3
vs. Boise State, 10/31/15	29	50	357	0	2
at San Diego State, 9/27/14	18	31	346	1	2
vs. Fresno State, 10/10/14	29	40	332	1	1
at Northern Illinois, 9/5/15	21	39	319	2	1
vs. New Mexico, 11/1/14	28	44	271	0	2
at Wyoming, 11/28/15	18	33	270	3	1
at Utah State, 10/25/14	22	38	267	2	2
vs. Air Force, 11/8/14	18	32	263	1	0
vs. Hawaii, 11/7/15	15	24	258	2	1
at Arizona, 11/8/14	22	41	252	1	1

**GLENN CARANO (10)**

at Weber State, 9/25/76	24	37	359	2	1
vs. South Dakota, 9/18/76	21	43	327	3	1
vs. Nevada, Reno, 11/20/76	15	39	325	3	1
vs. Weber State, 11/15/75	18	33	320	0	0
vs. Northern Arizona, 11/1/75	19	31	267	0	0
at Akron, 11/27/76	19	42	241	0	3
vs. South Dakota State, 11/8/75	15	21	234	0	0
vs. Northern Iowa, 9/13/75	11	16	231	0	0
at Northern Arizona, 10/23/76	19	35	230	2	1
vs. Idaho State, 10/2/76	15	31	208	0	3

**JAYDEN MAIAVA (9)**

vs. Colorado State, 10/21/23	27	36	353	0	0
at Air Force, 11/18/23	15	29	339	2	2
vs. Kansas, 12/26/23	24	35	291	3	2
at Fresno State, 10/28/23	21	35	268	2	2
vs. Vanderbilt, 9/16/23	19	33	26	1	1
at Nevada, Reno 10/14/23	19	24	259	2	0
at New Mexico, 11/4/23	13	18	247	3	0
vs. Wyoming, 11/10/23	17	24	232	1	0
vs. San Jose State, 11/25/23	19	29	229	1	0

**CALEB HERRING (9)**

vs. Hawaii, 10/12/13	34	56	385	1	1
at Nevada, Reno, 10/26/13	29	42	335	3	0
at New Mexico, 9/28/13	24	34	293	4	0
vs. San Diego State, 11/30/13	20	30	270	5	0
vs. Wyoming, 11/17/12	22	36	268	2	0
vs. Central Michigan, 11/14/13	24	28	266	3	0
vs. San Jose State, 11/2/13	26	49	265	2	2
vs. Utah State, 11/9/13	17	39	252	2	1
vs. Southern Utah, 9/24/11	23	41	223	1	3

**DEREK STOTT (9)**

vs. Long Beach State, 11/4/89	18	23	344	3	0
at Pacific, 9/29/90	21	29	293	0	0
at San Jose State, 11/25/89	16	30	286	3	0
at Utah State, 10/27/90	22	44	279	1	2
at Fresno State, 10/26/91	12	24	236	1	1
vs. Cal State Fullerton 10/6/90	11	22	217	0	0
at Nevada, Reno, 11/11/89	16	33	212	1	2
at Cal State Fullerton, 10/12/91	9	21	209	1	1
at Houston, 9/8/90	14	27	207	0	0

**BOB STOCKHAM (8)**

vs. Utah State, 10/23/93	25	48	425	1	3
vs. New Mexico State, 10/30/93	30	53	418	3	3
at San Jose State, 11/13/93	18	33	289	2	3
vs. Louisiana-Lafayette, 11/20/93	21	49	263	2	6
vs. San Jose State, 10/31/92	9	20	247	4	0
at Kansas State, 9/25/93	17	31	223	2	3
at Oregon, 9/26/92	15	31	220	1	0
at Texas-El Paso, 9/11/93	11	27	206	3	3

**STEVE STALLWORTH (8)**

at Pacific, 10/11/86	21	35	269	0	2
vs. Louisiana-Lafayette, 10/26/85	19	40	267	1	2
at Wisconsin, 9/21/85	22	46	267	2	1
at Long Beach State, 11/22/86	14	20	233	2	0
vs. Long Beach State, 9/28/85	14	22	233	2	1
vs. Tennessee Tech, 9/7/85	16	26	212	1	0
at New Mexico State, 11/15/86	6	10	207	3	1
vs. North Texas State, 11/1/86	15	25	200	3	2

**DOUG BRUMFIELD (7)**

vs. Idaho State, 8/27/22	21	25	356	4	0
at Hawaii, 11/19/22	23	37	288	1	1
vs. New Mexico, 9/30/22	24	33	233	0	1
at Utah State, 9/24/22	21	31	217	1	0



*Randall Cunningham*

\*Bowl Game • Active Players In Bold

# 200-YARD PASSERS



vs. North Texas, 9/17/22	21	27	211	2	0
at San Diego State, 11/5/22	17	27	207	1	2
at California, 9/10/22	18	33	206	1	1

## NICK SHERRY (7)

at Louisiana Tech, 10/6/12	22	46	378	4	1
vs. Washington State, 9/14/12	33	50	357	3	1
vs. New Mexico, 11/3/12	17	27	289	2	2
vs. Air Force, 9/22/12	23	32	250	1	1
vs. Nevada, Reno, 10/13/12	21	35	243	1	1
vs. Northern Arizona, 9/8/12	16	29	239	0	0
at Minnesota, 8/29/13	35	50	226	2	2

## JASON THOMAS (7)

vs. Wyoming, 11/02/02	20	25	329	2	0
vs. Northwestern, 9/7/01	18	39	304	2	1
at San Diego State, 11/25/00	19	31	277	2	0
vs. Nevada, Reno, 10/05/02	16	35	262	2	0
vs. Air Force, 9/30/00	16	22	259	1	0
vs. *Arkansas, 12/21/00	12	17	217	3	0
at BYU, 9/23/00	11	17	202	0	1

## KENYON OBLAD (6)

at Colorado State, 11/2/19	22	39	280	2	0
vs. Boise State, 10/5/19	24	55	262	2	1
at Fresno State, 10/18/19	16	34	257	3	3
vs. San Diego State, 10/26/19	21	39	255	2	0
at Nevada, Reno, 11/30/19	16	22	229	3	0
vs. San Jose State, 11/22/19	21	36	203	2	1

## JARED BROWN (6)

at Central Michigan, 9/10/94	23	49	306	0	0
vs. New Mexico State, 11/18/95	24	50	285	3	2
vs. Idaho, 9/17/94	18	33	254	1	0
at Iowa State, 9/23/95	19	28	244	3	1
at Nevada, Reno, 10/28/95	17	42	230	0	0
at San Jose State, 10/14/95	13	24	203	2	2

## MAX GILLIAM (5)

at San Jose State, 10/27/18	28	50	387	4	3
vs. Air Force, 10/19/18	26	38	261	3	1
at Utah State, 10/13/18	18	36	250	3	1
at San Diego State, 11/10/18	16	24	237	1	1
vs. Nevada, Reno, 10/31/20	27	40	207	2	0

## ROCKY HINDS (5)

vs. Air Force, 11/24/06	26	34	351	2	0
vs. Idaho State, 9/2/06	24	42	322	1	0
at Utah, 10/28/06	25	35	232	2	2
at San Diego State, 11/11/06	20	39	211	1	2
at BYU, 10/21/06	16	32	205	1	3

## SHANE STEICHEN (5)

vs. New Mexico, 10/14/06	18	30	295	5	2
at Utah State, 9/24/05	25	43	265	2	1
vs. Idaho, 9/10/05	22	34	250	2	1
at New Mexico, 9/3/05	18	30	227	2	1
vs. Wyoming, 11/06/04	20	34	223	4	2

## LARRY GENTRY (5)

at Utah, 9/20/80	18	34	325	3	5
at Wyoming, 10/27/79	11	18	253	1	0
vs. Texas-El Paso, 10/18/80	17	23	225	5	2
at Colorado State, 9/27/80	9	16	218	4	1
at San Diego State, 10/11/80	14	28	207	4	2

## KURT NANTKES (4)

vs. Toledo, 8/30/03	27	41	308	3	1
vs. Utah State, 9/25/04	20	35	283	1	4
at Nevada, Reno, 10/4/03	27	40	255	0	1
vs. Utah, 10/18/03	13	31	211	0	1

## CAMERON FRIEL (4)

at UTSA, 10/2/21	25	37	307	1	1
at Nevada, Reno, 10/29/21	27	41	283	2	3
vs. San Jose State, 10/21/21	20	28	240	1	0
at New Mexico, 11/6/21	20	33	227	2	1

## ARMANI ROGERS (3)

vs. Howard, 9/2/17	11	19	220	1	0
at New Mexico, 11/17/17	13	25	211	1	0
vs. San Jose State, 9/30/17	11	16	203	2	0

## JOHNNY STANTON (3)

vs. BYU, 11/10/17	20	33	325	2	2
vs. Hawaii, 11/4/17	18	26	244	2	0
vs. Jackson State, 9/1/16	10	12	217	3	0

## MIKE CLAUSEN (3)

vs. New Mexico, 11/8/08	17	34	203	2	0
at Nevada, Reno, 10/3/09	26	50	276	1	0
at San Diego State, 11/22/08	26	40	316	2	2

## TRAVIS DIXON (3)

at Air Force, 10/6/07	23	37	274	0	0
vs. Wisconsin, 9/8/07	23	36	258	1	1
at Nevada, Reno, 9/29/07	17	37	249	1	1

## JARROD JACKSON (3)

vs. Utah, 10/22/05	29	54	356	3	2
vs. BYU, 11/5/05	31	52	329	1	3
at Wyoming, 10/1/05	26	48	239	2	2

## JASON DAVIS (3)

vs. Idaho, 9/17/94	30	46	381	4	1
vs. Eastern Michigan, 9/3/94	17	35	253	2	1
vs. Louisiana Tech, 10/8/94	17	37	210	3	1

## JOHN MA'AE (3)

at Hawaii, 10/24/92	20	47	272	2	0
vs. Cal State Fullerton, 11/28/92	10	21	251	2	1
at New Mexico State, 10/10/92	14	34	206	1	1

## GREG VAN NESS (3)

at Idaho, 11/5/77	27	40	473	4	0
vs. Troy State, 9/17/77	16	36	260	4	1
at Boise State, 9/24/77	19	43	215	0	2

## JIM STARKES (3)

at Cal State Los Angeles, 10/17/70	15	26	261	0	0
vs. Oregon Tech, 10/3/70	11	19	208	0	0
vs. Santa Clara, 10/9/71	12	24	203	0	0

## KURT PALANDECH (2)

vs. Wyoming, 11/12/16	20	32	252	3	0
vs. San Jose State, 10/10/15	15	30	217	2	2

## CARLTON KELLEY (2)

vs. Western Illinois, 10/8/77	11	17	273	3	0
vs. Northern Arizona, 10/1/77	9	18	210	1	0

## BILL CASEY (2)

at Azusa-Pacific, 9/21/68	11	24	230	0	0
vs. Saint Mary's, 9/14/68	16	22	201	0	0

## HARRISON BAILEY (1)

vs. Nevada, Reno 11/26/22	16	27	209	2	1
---------------------------	----	----	-----	---	---

## JUSTIN ROGERS (1)

vs. San Diego State 11/19/21	15	21	305	2	1
------------------------------	----	----	-----	---	---

## DALTON SNEED (1)

at Hawaii, 10/15/16	19	27	279	2	0
---------------------	----	----	-----	---	---

## JARED LEBOWITZ (1)

at Hawaii, 11/22/14	13	30	212	0	1
---------------------	----	----	-----	---	---

## MATT RAY (1)

vs. Colorado State, 11/27/99	16	29	216	1	0
------------------------------	----	----	-----	---	---

## KEVIN CROOK (1)

vs. Colorado State, 11/1/97	23	45	273	0	3
-----------------------------	----	----	-----	---	---

## HUNKIE COOPER (1)

vs. New Mexico State, 11/16/91	9	16	212	2	0
--------------------------------	---	----	-----	---	---

## CHARLES PRICE (1)

at Utah State, 11/5/88	23	38	251	0	0
------------------------	----	----	-----	---	---

## RICHARD WILLIAMS (1)

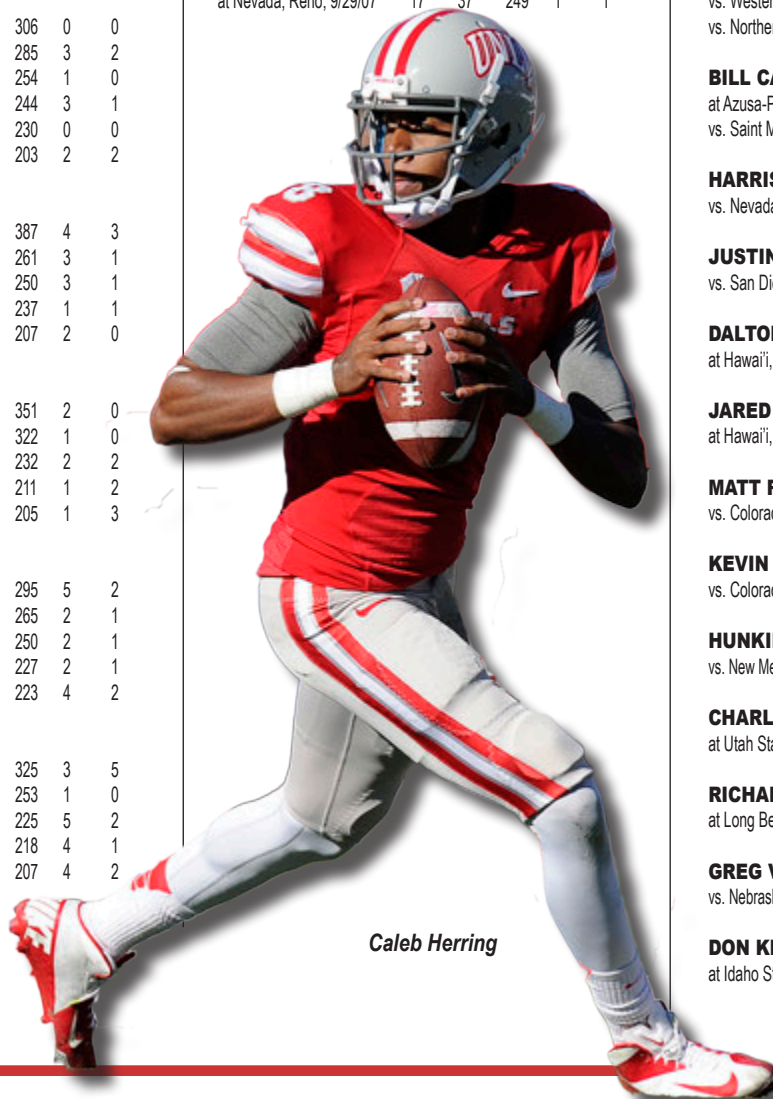
at Long Beach State, 11/26/88	18	33	250	1	1
-------------------------------	----	----	-----	---	---

## GREG VAN HOUTON (1)

vs. Nebraska-Omaha, 10/16/76	18	26	289	3	0
------------------------------	----	----	-----	---	---

## DON KENNEDY (1)

at Idaho State, 9/26/70	12	18	259	0	0
-------------------------	----	----	-----	---	---



Caleb Herring



*Mack Gilchrist*



*Joe Haro*



*Charles Williams*



*Tim Cornett*

## RUSHING

(11 players have rushed for 1,850 yards or more in a career)

	YR	ATT	YDS	AVG	TD
1.	<b>CHARLES WILLIAMS</b>				
	2016	141	763	5.4	3
	2017*	12	93	7.8	1
	2018	65	332	5.1	0
	2019	212	1,257	5.9	11
	2020	116	495	4.3	4
	2021	254	1,261	5.0	15
	<b>TOTAL</b>	<b>800</b>	<b>4,201</b>	<b>5.3</b>	<b>34</b>
2.	<b>TIM CORNETT</b>				
	2010	144	546	3.8	6
	2011	119	671	5.6	7
	2012	242	1,232	5.1	7
	2013	264	1,284	4.9	15
	<b>TOTAL</b>	<b>769</b>	<b>3,733</b>	<b>4.9</b>	<b>35</b>
3.	<b>LEXINGTON THOMAS</b>				
	2015	81	506	6.2	3
	2016	124	642	5.2	8
	2017	211	1,336	6.3	17
	2018	215	1,067	5.0	12
	<b>TOTAL</b>	<b>631</b>	<b>3,551</b>	<b>5.6</b>	<b>40</b>
4.	<b>MIKE THOMAS</b>				
	1973	274	1,741	6.4	20
	1974	201	1,408	7.0	17
	<b>TOTAL</b>	<b>475</b>	<b>3,149</b>	<b>6.6</b>	<b>37</b>
5.	<b>DOMINIQUE DORSEY</b>				
	2001	57	379	6.6	4
	2002	78	568	7.3	3
	2003	158	626	4.0	1
	2004	226	1,261	5.6	6
	<b>TOTAL</b>	<b>519</b>	<b>2,834</b>	<b>5.5</b>	<b>14</b>
6.	<b>KIRK JONES</b>				
	1983	98	404	4.1	6
	1984	154	1,007	6.5	3
	1985	156	790	5.1	4
	1986	93	455	4.9	3
	<b>TOTAL</b>	<b>501</b>	<b>2,656</b>	<b>5.3</b>	<b>16</b>
7.	<b>MICHAEL MORTON</b>				
	1978	75	411	5.5	2
	1979	143	881	6.2	8
	1980	79	552	7.0	6
	1981	123	692	5.6	4
	<b>TOTAL</b>	<b>420</b>	<b>2,536</b>	<b>6.0</b>	<b>20</b>
8.	<b>JOE HARO</b>				
	1998*	4	0	0	0
	1999	8	65	8.1	0
	2000	PLAYED ON DEFENSE			
	2001	218	1,107	5.1	10
	2002	159	841	5.3	5
	<b>TOTAL</b>	<b>389</b>	<b>2,013</b>	<b>5.2</b>	<b>15</b>
9.	<b>OMAR LOVE</b>				
	1992	84	483	5.8	3
	1993	129	545	4.2	7
	1994	150	548	3.7	1
	1996	91	356	3.9	1
	<b>TOTAL</b>	<b>454</b>	<b>1,932</b>	<b>4.3</b>	<b>12</b>
10.	<b>ICKEY WOODS</b>				
	1984	2	4	2.0	0
	1985	7	23	3.3	1
	1986	60	240	4.0	4
	1987	259	1,658	6.4	10
	<b>TOTAL</b>	<b>328</b>	<b>1,925</b>	<b>5.9</b>	<b>15</b>
11.	<b>JAMES WOFFORD</b>				
	1997	124	624	5.0	4
	1998	173	816	4.7	5
	1999	45	232	5.2	1
	2000	31	189	6.1	1
	<b>TOTAL</b>	<b>373</b>	<b>1,861</b>	<b>5.0</b>	<b>11</b>

\*RECEIVED MEDICAL HARDSHIP STATUS

## PASSING

(13 players have passed for 3,000 yards or more in a career)

	YR	ATT	COMP	INT	PCT	YDS	TD
1.	<b>RANDALL CUNNINGHAM</b>						
	1982	381	200	12	52.5	2,847	17
	1983	316	189	8	59.8	2,545	18
	1984	332	207	10	62.4	2,628	24
	<b>TOTAL</b>	<b>1,029</b>	<b>594</b>	<b>30</b>	<b>58.0</b>	<b>8,020</b>	<b>59</b>
2.	<b>OMAR CLAYTON</b>						
	2007	95	58	5	61.1	618	4
	2008	258	152	4	58.9	1,894	18
	2009	326	196	12	60.1	2,230	13
	2010	289	158	9	54.7	1,818	13
	<b>TOTAL</b>	<b>968</b>	<b>564</b>	<b>30</b>	<b>58.3</b>	<b>6,560</b>	<b>48</b>
3.	<b>JON DENTON</b>						
	1996	506	277	16	.547	3,591	25
	1997	374	199	17	.532	2,586	18
	<b>TOTAL</b>	<b>880</b>	<b>476</b>	<b>33</b>	<b>.541</b>	<b>6,177</b>	<b>43</b>
4.	<b>SAM KING</b>						
	1979	188	103	10	54.8	1,594	12
	1980	4	2	0	50.0	21	0
	1981	433	255	19	59.9	3,778	18
	<b>TOTAL</b>	<b>625</b>	<b>360</b>	<b>29</b>	<b>57.6</b>	<b>5,393</b>	<b>30</b>
5.	<b>GLENN CARANO</b>						
	1973	27	12	3	44.9	193	0
	1974	106	49	12	46.2	839	11
	1975	226	128	10	56.6	2,039	13
	1976	277	148	13	53.4	2,024	13
	<b>TOTAL</b>	<b>636</b>	<b>337</b>	<b>38</b>	<b>53.0</b>	<b>5,095</b>	<b>37</b>
6.	<b>JASON THOMAS</b>						
	2000	201	106	9	52.7	1,708	14
	2001	194	83	12	42.8	1,353	8
	2002	274	134	7	48.9	1,936	8
	<b>TOTAL</b>	<b>669</b>	<b>323</b>	<b>28</b>	<b>48.3</b>	<b>4,997</b>	<b>30</b>
7.	<b>DEREK STOTT</b>						
	1988	0	0	0	—	0	0
	1989	222	114	6	51.4	1,701	9
	1990	254	143	7	56.3	1,877	7
	1991	168	78	11	46.4	1,147	8
	<b>TOTAL</b>	<b>644</b>	<b>335</b>	<b>24</b>	<b>51.3</b>	<b>4,725</b>	<b>24</b>
8.	<b>BLAKE DECKER</b>						
	2014	401	231	18	57.6	2,886	15
	2015	209	120	8	57.4	1,713	12
	<b>TOTAL</b>	<b>610</b>	<b>351</b>	<b>26</b>	<b>57.5</b>	<b>4,599</b>	<b>27</b>
9.	<b>CALEB HERRING</b>						
	2010	56	28	3	50.0	365	4
	2011	206	113	6	54.9	1,004	8
	2012	41	24	0	58.5	301	2
	2013	405	256	5	63.2	2,718	24
	<b>TOTAL</b>	<b>708</b>	<b>421</b>	<b>14</b>	<b>59.5</b>	<b>4,388</b>	<b>38</b>
10.	<b>STEVE STALLWORTH</b>						
	1983	0	0	0	—	0	0
	1984	0	0	0	—	0	0
	1985	292	158	9	54.1	1,920	9
	1986	256	135	11	52.7	1,869	14
	<b>TOTAL</b>	<b>548</b>	<b>293</b>	<b>20</b>	<b>53.5</b>	<b>3,789</b>	<b>23</b>
11.	<b>BOB STOCKHAM</b>						
	1992	129	57	11	44.2	965	9
	1993	373	179	26	48.0	2,490	17
	<b>TOTAL</b>	<b>502</b>	<b>236</b>	<b>37</b>	<b>47.0</b>	<b>3,455</b>	<b>26</b>
12.	<b>KURT NANTKES</b>						
	2001	38	18	1	47.4	229	3
	2002	71	35	5	49.3	405	6
	2003	323	167	10	51.7	1,883	12
	2004	128	62	7	48.4	800	4
	<b>TOTAL</b>	<b>560</b>	<b>282</b>	<b>23</b>	<b>50.4</b>	<b>3,317</b>	<b>25</b>
13.	<b>JAYDEN MAIAVA</b>						
	2023	353	224	10	63.5	3,085	17
	<b>TOTAL</b>	<b>353</b>	<b>224</b>	<b>10</b>	<b>63.5</b>	<b>3,085</b>	<b>17</b>

# CAREER LEADERS



## RECEPTIONS


(11 players have caught 155 passes or more in a career)

	YR	NO	YDS	AVG	TD
1.	<b>RYAN WOLFE</b>				
	2006	55	911	16.6	5
	2007	66	784	11.9	2
	2008	88	1,040	11.8	6
	2009	74	760	10.3	2
	<b>TOTAL</b>	<b>283</b>	<b>3,495</b>	<b>12.3</b>	<b>15</b>
2.	<b>CASEY FLAIR</b>				
	2005	32	382	11.9	2
	2006	67	816	12.2	4
	2007	54	622	11.5	3
	2008	49	560	11.4	4
	<b>TOTAL</b>	<b>202</b>	<b>2,380</b>	<b>11.8</b>	<b>13</b>
3.	<b>DEVONTE BOYD</b>				
	2014	65	980	15.1	4
	2015	54	904	16.7	7
	2016	45	746	16.6	4
	2017	34	612	18.0	3
	<b>TOTAL</b>	<b>198</b>	<b>3,242</b>	<b>16.4</b>	<b>18</b>
4.	<b>DAMON WILLIAMS</b>				
	1995	41	515	12.6	2
	1996	54	900	16.7	1
	1997	61	770	12.6	5
	1998	31	373	12.0	1
	<b>TOTAL</b>	<b>187</b>	<b>2,558</b>	<b>13.7</b>	<b>9</b>
5.	<b>DEVANTE DAVIS</b>				
	2011	4	42	10.5	0
	2012	61	854	14.0	4
	2013	87	1,290	14.8	14
	2014	34	599	17.6	4
	<b>TOTAL</b>	<b>186</b>	<b>2,785</b>	<b>17.9</b>	<b>22</b>
6.	<b>EARVIN JOHNSON</b>				
	2001	12	182	15.2	0
	2002	51	793	15.5	4
	2003	60	834	13.9	4
	2004	60	795	13.2	8
	<b>TOTAL</b>	<b>183</b>	<b>2,604</b>	<b>14.2</b>	<b>16</b>
7.	<b>PHILLIP PAYNE</b>				
	2008	29	436	15.0	7
	2009	58	661	11.4	7
	2010	40	689	17.2	5
	2011	44	509	11.6	7
	<b>TOTAL</b>	<b>171</b>	<b>2,296</b>	<b>13.4</b>	<b>26</b>
8.	<b>LEN WARE</b>				
	1996	42	628	15.0	8
	1997	49	818	16.7	6
	1998	39	500	12.8	2
	1999	31	376	12.1	0
	<b>TOTAL</b>	<b>161</b>	<b>2,322</b>	<b>14.4</b>	<b>16</b>
9.	<b>CARLOS BAKER</b>				
	1995	37	585	15.8	3
	1996	71	887	12.5	7
	1997	32	428	13.4	10
	1998	18	210	11.7	3
	<b>TOTAL</b>	<b>158</b>	<b>2,170</b>	<b>13.7</b>	<b>13</b>
10.	<b>HENRY BAILEY</b>				
	1991	37	595	16.1	4
	1992	42	832	19.8	8
	1993	33	502	15.2	2
	1994	44	586	13.3	10
	<b>TOTAL</b>	<b>156</b>	<b>2,515</b>	<b>16.1</b>	<b>24</b>
11.	<b>MICHAEL MORTON</b>				
	1978	5	41	8.2	0
	1979	16	242	15.1	3
	1980	79	552	7.0	6
	1981	55	682	12.4	5
	<b>TOTAL</b>	<b>155</b>	<b>1,517</b>	<b>9.8</b>	<b>14</b>


## RECEIVING YARDS

(11 players have totaled 2,180 receiving yards or more in a career)

	YR	NO	YDS	AVG	TD
1.	<b>RYAN WOLFE</b>				
	2006	55	911	16.6	5
	2007	66	784	11.9	2
	2008	88	1,040	11.8	6
	2009	74	760	10.3	2
	<b>TOTAL</b>	<b>283</b>	<b>3,495</b>	<b>12.3</b>	<b>15</b>
2.	<b>DEVONTE BOYD</b>				
	2014	65	980	15.1	4
	2015	54	904	16.7	7
	2016	45	746	16.6	4
	2017	34	612	18.0	3
	<b>TOTAL</b>	<b>198</b>	<b>3,242</b>	<b>16.4</b>	<b>18</b>
3.	<b>DEVANTE DAVIS</b>				
	2011	4	42	10.5	0
	2012	61	854	14.0	4
	2013	87	1,290	14.8	14
	2014	34	599	17.6	4
	<b>TOTAL</b>	<b>186</b>	<b>2,785</b>	<b>17.9</b>	<b>22</b>
4.	<b>EARVIN JOHNSON</b>				
	2001	12	182	15.2	0
	2002	51	793	15.5	4
	2003	60	834	13.9	4
	2004	60	795	13.2	8
	<b>TOTAL</b>	<b>183</b>	<b>2,604</b>	<b>14.2</b>	<b>16</b>
5.	<b>DAMON WILLIAMS</b>				
	1995	41	515	12.6	2
	1996	54	900	16.7	1
	1997	61	770	12.6	5
	1998	31	373	12.0	1
	<b>TOTAL</b>	<b>187</b>	<b>2,558</b>	<b>13.7</b>	<b>9</b>
6.	<b>HENRY BAILEY</b>				
	1991	37	595	16.1	4
	1992	42	832	19.8	8
	1993	33	502	15.2	2
	1994	44	586	13.3	10
	<b>TOTAL</b>	<b>156</b>	<b>2,515</b>	<b>16.1</b>	<b>24</b>
7.	<b>DEMOND THOMPSON</b>				
	1991	26	409	15.7	3
	1992	54	919	17.0	6
	1993	62	1,068	17.2	8
		<b>TOTAL</b>	<b>142</b>	<b>2,396</b>	<b>16.87</b>
8.	<b>CASEY FLAIR</b>				
	2005	32	382	11.9	2
	2006	67	816	12.2	4
	2007	54	622	11.5	3
	2008	49	560	11.4	4
	<b>TOTAL</b>	<b>202</b>	<b>2,380</b>	<b>11.8</b>	<b>13</b>
9.	<b>LEN WARE</b>				
	1996	42	628	15.0	8
	1997	49	818	16.7	6
	1998	39	500	12.8	2
	1999	31	376	12.1	0
	<b>TOTAL</b>	<b>161</b>	<b>2,322</b>	<b>14.4</b>	<b>16</b>
10.	<b>PHILLIP PAYNE</b>				
	2008	29	436	15.0	7
	2009	58	661	11.4	7
	2010	40	689	17.2	5
	2011	44	509	11.6	7
	<b>TOTAL</b>	<b>171</b>	<b>2,296</b>	<b>13.4</b>	<b>26</b>
11.	<b>KEENAN MCCARDELL</b>				
	1987	0	0	0.0	0
	1988	19	260	13.7	2
	1989	54	883	16.4	5
	1990	68	1,046	15.4	8
	<b>TOTAL</b>	<b>141</b>	<b>2,189</b>	<b>15.5</b>	<b>15</b>




Nathaniel Hawkins



Keenan McCardell



Nate Turner



Ryan Wolfe



**Nolan Kohorst**



**Demond Thompkins**



**George Thomas**



**Henry Bailey**

## TOTAL OFFENSE

(Five players have totaled 5,200 yards or more in a career)

	YR	PLAYS	RUSH	PASS	TOTAL
1.	<b>RANDALL CUNNINGHAM</b>				
	1982	475	61	2,847	2,908
	1983	422	133	2,545	2,678
	1984	443	10	2,628	2,638
	<b>TOTAL</b>	<b>1,340</b>	<b>204</b>	<b>8,020</b>	<b>8,224</b>
2.	<b>OMAR CLAYTON</b>				
	2007	146	179	618	797
	2008	325	163	1,894	2,057
	2009	402	238	2,230	2,468
	2010	380	194	1,818	2,102
	<b>TOTAL</b>	<b>1,253</b>	<b>774</b>	<b>6,560</b>	<b>7,334</b>
3.	<b>JASON THOMAS</b>				
	2000	339	599	1,708	2,307
	2001	301	481	1,353	1,834
	2002	398	448	1,936	2,384
	<b>TOTAL</b>	<b>1,038</b>	<b>1,528</b>	<b>4,997</b>	<b>6,525</b>
4.	<b>JON DENTON</b>				
	1996	594	38	3,591	3,629
	1997	438	5	2,586	2,591
	<b>TOTAL</b>	<b>1,032</b>	<b>43</b>	<b>6,177</b>	<b>6,220</b>
5.	<b>GLENN CARANO</b>				
	1973	42	20	193	213
	1974	195	126	839	965
	1975	309	-3	2,039	2,036
	1976	367	-4	2,024	2,020
	<b>TOTAL</b>	<b>913</b>	<b>139</b>	<b>5,095</b>	<b>5,234</b>

## SCORING

(Six players have scored 230 points or more in a career)

	YR	TDS	FG	PATS	2PTS	TOTAL
1.	<b>DANIEL GUTIERREZ</b>					
	2017	0	5	10	0	25
	2018	0	0	0	0	0
	2019	0	11	35	0	68
	2020	0	5	11	0	26
	2021	0	16	25	0	73
	2022	0	18	34	0	88
	<b>TOTAL</b>	<b>0</b>	<b>55</b>	<b>115</b>	<b>0</b>	<b>280</b>
2.	<b>LEXINGTON THOMAS</b>					
	2015	3	0	0	0	18
	2016	10	0	0	0	60
	2017	17	0	0	0	102
	2018	13	0	0	0	78
	<b>TOTAL</b>	<b>43</b>	<b>0</b>	<b>0</b>	<b>0</b>	<b>258</b>
3.	<b>NOLAN KOHORST</b>					
	2010	0	9	24	0	51
	2011	0	8	29	0	53
	2012	0	12	32	0	68
	2013	0	10	45	0	75
	<b>TOTAL</b>	<b>0</b>	<b>39</b>	<b>130</b>	<b>0</b>	<b>247</b>
4.	<b>MIKE THOMAS</b>					
	1973	21	0	0	1	128
	1974	19	0	0	1	116
	<b>TOTAL</b>	<b>40</b>	<b>0</b>	<b>0</b>	<b>2</b>	<b>244</b>
5.	<b>NICK GARRITANO</b>					
	1991	0	8	18	0	42
	1992	0	11	19	0	52
	1993	0	13	20	0	59
	1994	0	21	24	0	87
	<b>TOTAL</b>	<b>0</b>	<b>53</b>	<b>81</b>	<b>0</b>	<b>240</b>
6.	<b>DILLON PIEFFER</b>					
	2000	0	6	19	0	37
	2001	0	7	33	0	54
	2002	0	7	33	0	54
	2003	0	20	26	0	86
	<b>TOTAL</b>	<b>0</b>	<b>40</b>	<b>111</b>	<b>0</b>	<b>231</b>

## ALL-PURPOSE YARDAGE

(11 players have totaled 3,275 yards or more of all-purpose yardage in a career)

	YR	RUSH YDS	REC YDS	PR YDS	KOR YDS	TOT YDS
1.	<b>CHARLES WILLIAMS</b>					
	2016	763	8	0	422	1,193
	2017	93	0	0	0	93
	2018	332	2	0	0	334
	2019	1,257	54	0	0	1,311
	2020	495	202	0	0	1,463
	2021	1,261	202	0	0	1,463
	<b>TOTAL</b>	<b>4,201</b>	<b>310</b>	<b>0</b>	<b>422</b>	<b>4,933</b>
2.	<b>HENRY BAILEY</b>					
	1991	151	595	10	192	948
	1992	15	832	219	817	1,883
	1993	8	502	26	333	869
	1994	60	586	111	432	1,189
	<b>TOTAL</b>	<b>234</b>	<b>2,515</b>	<b>366</b>	<b>1,774</b>	<b>4,889</b>
3.	<b>TIM CORNETT</b>					
	2010	546	98	0	333	977
	2011	671	54	0	202	927
	2012	1,232	108	0	39	1,379
	2013	1,284	164	0	0	1,448
	<b>TOTAL</b>	<b>3,733</b>	<b>424</b>	<b>0</b>	<b>574</b>	<b>4,731</b>
4.	<b>LEXINGTON THOMAS</b>					
	2015	506	100	0	250	856
	2016	642	83	0	44	769
	2017	1,336	143	0	0	1,479
	2018	1,067	165	0	0	1,232
	<b>TOTAL</b>	<b>3,551</b>	<b>491</b>	<b>0</b>	<b>294</b>	<b>4,336</b>
5.	<b>HENRY VEREEN</b>					
	1975	147	42	34	824	1,047
	1976	22	357	0	628	1,007
	1977	162	629	82	449	1,322
	1978	83	302	155	364	904
	<b>TOTAL</b>	<b>414</b>	<b>1,330</b>	<b>271</b>	<b>2,265</b>	<b>4,280</b>
6.	<b>DOMINIQUE DORSEY</b>					
	2001	379	0	0	346	725
	2002	568	7	0	260	835
	2003	626	92	0	351	1,069
	2004	1,261	55	12	310	1,638
	<b>TOTAL</b>	<b>2,834</b>	<b>154</b>	<b>12</b>	<b>1,267</b>	<b>4,267</b>
7.	<b>MARCUS SULLIVAN</b>					
	2010	27	102	0	976	1,105
	2011	REDSHIRTED				
	2012	35	659	60	517	1,217
	2013	81	505	0	509	1,095
	2014	33	176	0	545	754
	<b>TOTAL</b>	<b>176</b>	<b>1,442</b>	<b>60</b>	<b>2,547</b>	<b>4,171</b>
8.	<b>RYAN WOLFE</b>					
	2006	0	911	0	0	911
	2007	103	784	0	0	887
	2008	91	1,040	0	0	1,131
	2009	1	760	20	0	821
	<b>TOTAL</b>	<b>235</b>	<b>3,495</b>	<b>20</b>	<b>0</b>	<b>3,750</b>
9.	<b>MICHAEL MORTON</b>					
	1978	411	41	0	0	452
	1979	881	242	0	0	1,123
	1980	552	153	0	19	724
	1981	692	682	0	42	1,416
	<b>TOTAL</b>	<b>2,536</b>	<b>1,118</b>	<b>0</b>	<b>6</b>	<b>3,715</b>
10.	<b>KIRK JONES</b>					
	1983	404	231	0	19	744
	1984	1,007	121	0	0	1,128
	1985	790	275	0	37	1,102
	1986	455	130	0	80	665
	<b>TOTAL</b>	<b>2,656</b>	<b>847</b>	<b>0</b>	<b>136</b>	<b>3,639</b>
11.	<b>MIKE THOMAS</b>					
	1973	1,741	76	0	51	1,868
	1974	1,408	131	0	0	1,539
	<b>TOTAL</b>	<b>3,149</b>	<b>207</b>	<b>0</b>	<b>51</b>	<b>3,407</b>

# CAREER LEADERS



## PUNTING AVERAGE

(12 players have a career average of 41.0 yards or more/min. two seasons)

	YR	ATT	YDS	AVG	LG	BLK
1.	<b>RANDALL CUNNINGHAM</b>					
	1982	27	1,233	45.7	68	NA
	1983	56	2,435	43.5	73	NA
	1984	59	2,803	47.5	72	NA
	<b>TOTAL</b>	<b>142</b>	<b>6,471</b>	<b>45.57</b>	<b>73</b>	<b>NA</b>
2.	<b>BRIAN PARVIN</b>					
	1991	48	2,013	41.9	64	2
	1992	57	2,637	46.3	69	2
	<b>TOTAL</b>	<b>105</b>	<b>4,650</b>	<b>44.29</b>	<b>69</b>	<b>4</b>
3.	<b>MARSHALL NICHOLS</b>					
	2022	59	2,450	41.5	56	0
	2023	51	2,400	47.1	60	0
	<b>TOTAL</b>	<b>110</b>	<b>4,850</b>	<b>44.09</b>	<b>60</b>	<b>0</b>
4.	<b>HAYES HICKEN</b>					
	2018	65	2,847	43.8	68	2
	2019	66	2,861	43.3	71	2
	<b>TOTAL</b>	<b>131</b>	<b>5,708</b>	<b>43.57</b>	<b>71</b>	<b>4</b>
5.	<b>RAY CHEETANY</b>					
	1999	65	2,950	45.4	67	1
	2000	64	2,646	41.3	66	1
	<b>TOTAL</b>	<b>129</b>	<b>5,596</b>	<b>43.38</b>	<b>67</b>	<b>2</b>
6.	<b>BRAD FAUNCE</b>					
	1993	61	2,745	45.0	61	1
	1994	69	2,801	40.6	91	0
	<b>TOTAL</b>	<b>130</b>	<b>5,546</b>	<b>42.66</b>	<b>91</b>	<b>1</b>
7.	<b>KIP FACER</b>					
	2005	66	2,709	41.0	61	0
	2006	46	2,078	45.2	78	0
	<b>TOTAL</b>	<b>112</b>	<b>4,787</b>	<b>42.74</b>	<b>78</b>	<b>0</b>
8.	<b>TONY RHYNES</b>					
	1987	56	2,447	43.7	64	NA
	1988	66	2,904	44.0	59	0
	1989	56	2,195	39.2	65	0
	<b>TOTAL</b>	<b>178</b>	<b>7,546</b>	<b>42.39</b>	<b>65</b>	<b>0</b>
9.	<b>JOE KRISTOSIK</b>					
	1995	57	2,270	39.8	69	0
	1996	42	1,750	42.4	58	0
	1997	51	1,925	37.8	61	1
	1998	76	3,509	46.2*	67	1
	<b>TOTAL</b>	<b>226</b>	<b>9,484</b>	<b>41.96</b>	<b>69</b>	<b>2</b>
10.	<b>BOB HULBERG</b>					
	1985	66	2,783	42.2	75	NA
	1986	64	2,621	40.9	62	NA
	<b>TOTAL</b>	<b>130</b>	<b>5,404</b>	<b>41.57</b>	<b>75</b>	<b>NA</b>
11.	<b>LOGAN YUNKER</b>					
	2013	65	2,719	41.8	73	0
	2014	81	3,283	40.5	61	1
	2015	67	2,850	42.5	65	1
	<b>TOTAL</b>	<b>213</b>	<b>8,852</b>	<b>41.56</b>	<b>73</b>	<b>2</b>
12.	<b>EVAN PANTELS</b>					
	2016	64	2,670	41.7	68	3
	2017	22	900	40.9	69	0
	2018	0	0	0	0	0
	<b>TOTAL</b>	<b>86</b>	<b>3,570</b>	<b>41.51</b>	<b>69</b>	<b>3</b>
13.	<b>CHASE LANSFORD</b>					
	2011	75	3,093	41.2	66	1
	2012	65	2,714	41.8	67	0
	<b>TOTAL</b>	<b>140</b>	<b>5,807</b>	<b>41.48</b>	<b>67</b>	<b>1</b>

## KICKOFF RETURN AVERAGE

(minimum 20 returns)

	YR	NO	YDS	AVG	TD	LNG
1.	<b>MARCUS SULLIVAN</b>					
	2010	35	976	27.9	0	73
	2011	REDSHIRTED				
	2012	22	517	23.5	0	44
	2013	18	509	28.3	0	75
	2014	21	545	26.0	0	48
	<b>TOTAL</b>	<b>96</b>	<b>2,547</b>	<b>26.5</b>	<b>0</b>	<b>75</b>
2.	<b>JACOB DE JESUS</b>					
	2023	32	822	25.7	0	96
	<b>TOTAL</b>	<b>32</b>	<b>822</b>	<b>25.7</b>	<b>0</b>	<b>96</b>
3.	<b>DUANE "TOY TRAIN" JAMES</b>					
	1998	30	749	25.0	0	49
	1999	17	400	23.5	0	57
	<b>TOTAL</b>	<b>47</b>	<b>1,149</b>	<b>24.4</b>	<b>0</b>	<b>57</b>
4.	<b>LEN WARE</b>					
	1996	19	422	22.2	0	53
	1997	4	97	24.3	0	34
	1998	7	133	19.0	0	38
	1999	7	246	35.1	1	97
	<b>TOTAL</b>	<b>37</b>	<b>898</b>	<b>24.3</b>	<b>1</b>	<b>97</b>
5.	<b>HENRY VEREEN</b>					
	1975	36	824	22.9	0	82
	1976	20	628	31.4	0	64
	1977	22	449	20.4	0	31
	1978	16	364	22.8	0	65
	<b>TOTAL</b>	<b>94</b>	<b>2,265</b>	<b>24.1</b>	<b>0</b>	<b>82</b>



Ray Cheetany



Greg Brown

## PUNT RETURN AVERAGE

(minimum 20 returns)

	YR	NO	YDS	AVG	TD	LNG
1.	<b>GREG BROWN</b>					
	1970	26	288	11.1	1	86
	1971	9	270	30.0	1	75
	<b>TOTAL</b>	<b>35</b>	<b>558</b>	<b>15.9</b>	<b>2</b>	<b>86</b>
2.	<b>TROY MASON</b>					
	1999	0	0	0	0	0
	2000	23	378	16.4	1	84
	2001	21	271	12.9	1	57
	2002	18	134	7.4	0	32
	<b>TOTAL</b>	<b>62</b>	<b>783</b>	<b>12.6</b>	<b>2</b>	<b>84</b>
3.	<b>HUNKIE COOPER</b>					
	1990	14	173	12.4	0	25
	1991	17	186	10.9	0	39
	<b>TOTAL</b>	<b>31</b>	<b>359</b>	<b>11.6</b>	<b>0</b>	<b>39</b>
4.	<b>DAVID HOLLIS</b>					
	1983	4	73	18.3	NA	35
	1984	5	30	6.0	0	21
	1985	0	0	0	0	0
	1986	25	282	11.3	0	33
	<b>TOTAL</b>	<b>34</b>	<b>385</b>	<b>11.3</b>	<b>NA</b>	<b>35</b>
5.	<b>TREMAYNE KIRKLAND</b>					
	2003	25	314	12.6	0	75
	2004	DID NOT PLAY -- INJURY				
	2005	11	69	6.3	0	15
	<b>TOTAL</b>	<b>36</b>	<b>383</b>	<b>10.6</b>	<b>0</b>	<b>75</b>



Tony Rhynes



Marcus Sullivan



Adam Seward



Ryan Claridge



Aaron Mitchell



Beau Bell

## TACKLES

(10 players have totaled more than 280 tackles in a career)

	YR	UT	AT	TOTAL	TFL	SCK-YDS
1.	<b>ADAM SEWARD (LB)</b>					
	2001	34	26	60	6-27	3.0-21
	2002	55	78	133	8-24	1.5-16
	2003	67	52	119	10-34	0.5-5
	2004	59	62	121	7-14	1-7
	<b>TOTAL</b>	<b>215</b>	<b>218</b>	<b>433</b>	<b>31-99</b>	<b>6-49</b>
2.	<b>JASON BEAUCHAMP (LB)</b>					
	2006	39	30	69	6.0-19	3.5-15
	2007	25	18	43	2.0-9	1.0-7
	2008	54	73	127	6.0-33	2.0-16
	2009	46	49	95	12.0-58	6.5-43
	<b>TOTAL</b>	<b>164</b>	<b>170</b>	<b>334</b>	<b>26.0-119</b>	<b>13.0-81</b>
3.	<b>PENI VEA (S)</b>					
	2012	28	24	52	0.5-1	0-0
	2013	68	40	108	3-14	2-0
	2014	56	32	88	7.5-44	3.5-28
	2015	50	30	80	3-6	1-2
	<b>TOTAL</b>	<b>202</b>	<b>126</b>	<b>328</b>	<b>14-65</b>	<b>6.5-30</b>
4.	<b>BEAU BELL (LB)</b>					
	2004	16	10	26	1-2	0-0
	2005	50	42	96	7.5-32	3.5-24
	2006	41	35	76	9-34	4-21
	2007	79	47	126	9.5-34	3-17
	<b>TOTAL</b>	<b>186</b>	<b>134</b>	<b>320</b>	<b>27-102</b>	<b>10.5-62</b>
5.	<b>TAU LOTULELEI (LB)</b>					
	2013	15	16	31	4-15	0-10
	2014	45	55	100	10.5-41	3-17
	2015	40	30	70	11.5-34	3-20
	2016	62	55	117	16.5-35	3.5-18
	<b>TOTAL</b>	<b>162</b>	<b>156</b>	<b>318</b>	<b>42.5-125</b>	<b>9.5-55</b>
6.	<b>RANDY BLACK (S)</b>					
	1997	59	21	80	4-16	1-10
	1998	57	9	66	3-8	0
	1999	63	24	87	8-30	3-20
	2000	38	23	61	3-10	0
	<b>TOTAL</b>	<b>217</b>	<b>77</b>	<b>294</b>	<b>18-64</b>	<b>4-30</b>
7.	<b>RYAN CLARIDGE (LB)</b>					
	2000	32	27	59	3-11	2.0-9
	2001	38	33	71	8-26	2.0-19
	2002	REDSHIRTED WITH INJURY				
	2003	36	40	76	12-62	5.5-53
	2004	39	48	87	15-71	9.0-61
	<b>TOTAL</b>	<b>145</b>	<b>148</b>	<b>293</b>	<b>38-170</b>	<b>18.5-142</b>
8.	<b>DARNELL PICKENS (LB)</b>					
	1984	13	25	38	2-6	0
	1985	36	47	83	1-2	0
	1986	21	66	87	1-5	1-5
	1987	51	30	81	4-7	0
	<b>TOTAL</b>	<b>121</b>	<b>168</b>	<b>289</b>	<b>8-20</b>	<b>1-5</b>
9.	<b>JAMAAL BRIMMER (S)</b>					
	2001	11	10	21	1-1	0-0
	2002	54	46	100	17-62	5.5-39
	2003	49	28	77	10-48	3.0-34
	2004	51	31	82	6.5-12	1.5-1
	<b>TOTAL</b>	<b>165</b>	<b>115</b>	<b>280</b>	<b>34.5-123</b>	<b>10-74</b>
	<b>DOC WISE (LB-DL)</b>					
	1986	12	28	40	3-3	5-8
	1987	17	24	41	3-24	0
	1988	39	41	80	7-16	3-10
	1989	68	51	119	10-40	1-7
	<b>TOTAL</b>	<b>136</b>	<b>144</b>	<b>280</b>	<b>23-83</b>	<b>9-25</b>

## INTERCEPTIONS

(11 players have totaled at least 8 interceptions in a career)

	YR	NO	YDS	AVG	TD	LG
1.	<b>MARLON BEAVERS</b>					
	1973	4	98	24.5	0	38
	1974	5	164	32.8	1	98
	1975	2	26	13.0	0	22
	1976	6	79	13.2	0	33
	<b>TOTAL</b>	<b>17</b>	<b>367</b>	<b>21.6</b>	<b>1</b>	<b>98</b>
2.	<b>KEVIN THOMAS</b>					
	1998	0	0	0.0	0	0
	1999	5	75	15.0	1	46
	2000	2	39	19.5	0	32
	2001	7	213*	30.4	3*	58
	<b>TOTAL</b>	<b>14</b>	<b>327</b>	<b>23.4</b>	<b>4</b>	<b>58</b>
	<b>CHARLES JARVIS</b>					
	1978	3	71	23.7	0	38
	1979	2	21	10.5	0	16
	1980	4	81	20.3	1	39
	1981	5	38	7.6	0	24
	<b>TOTAL</b>	<b>14</b>	<b>211</b>	<b>15.1</b>	<b>1</b>	<b>39</b>
4.	<b>DAVID HOLLIS</b>					
	1983	2	2	1.0	0	2
	1984	4	26	6.5	0	13
	1985	1	92	92.0	1	92
	1986	4	23	5.8	0	20
	<b>TOTAL</b>	<b>11</b>	<b>143</b>	<b>13.0</b>	<b>1</b>	<b>92</b>
	<b>PATT MEDCHILL</b>					
	1970	4	160	40.0	1	100
	1971	5	124	24.8	1	34
	1972	2	89	44.5	1	65
	<b>TOTAL</b>	<b>11</b>	<b>373</b>	<b>33.9</b>	<b>3</b>	<b>100</b>
6.	<b>CAMERON OLIVER</b>					
	2023	5	3	1.6	0	3
	2022	3	41	13.6	2	20
	2021	2	45	22.5	0	25
	<b>TOTAL</b>	<b>10</b>	<b>89</b>	<b>29.7</b>	<b>3</b>	<b>25</b>
7.	<b>RODNEY MAZION</b>					
	1991	2	96	48.0	1	96
	1992	3	1	0.3	0	1
	1993	2	82	41.0	0	43
	1994	2	46	23	1	32
	<b>TOTAL</b>	<b>9</b>	<b>179</b>	<b>19.9</b>	<b>2</b>	<b>96</b>
	<b>JIM FARNHAM</b>					
	1970	4	14	3.5	0	10
	1971	5	115	23.0	1	44
	<b>TOTAL</b>	<b>9</b>	<b>129</b>	<b>14.3</b>	<b>1</b>	<b>44</b>
9.	<b>ALVIN HORN</b>					
	1985	2	7	3.5	0	7
	1986	6	35	5.8	0	12
	<b>TOTAL</b>	<b>8</b>	<b>42</b>	<b>5.3</b>	<b>0</b>	<b>12</b>
	<b>AARON MITCHELL</b>					
	1977	2	0	0.0	0	0
	1978	6	25	4.2	0	20
	<b>TOTAL</b>	<b>8</b>	<b>25</b>	<b>3.1</b>	<b>0</b>	<b>20</b>
	<b>JIM THOMPSON</b>					
	1968	4	46	11.5	1	NA
	1969	4	34	8.5	0	NA
	<b>TOTAL</b>	<b>8</b>	<b>80</b>	<b>10.0</b>	<b>1</b>	<b>NA</b>


# SINGLE-SEASON LEADERS




## RUSHING YARDS

(27 players have rushed for 700 yards or more in a single season, 35 times)

	PLAYER, YEAR	ATT	YDS	AVG	TD
1.	Mike Thomas, 1973#	274	1,741	6.4	20
2.	Ickey Woods, 1987*	259	1,658	6.4	10
3.	Mike Thomas, 1974	201	1,408	7.0	17
4.	Lexington Thomas, 2017	211	1,336	6.3	17
5.	Tim Cornett, 2013	264	1,284	4.9	15
6.	Charles Williams, 2021	254	1,261	5.0	15
	Dominique Dorsey, 2004	226	1,261	5.6	6
8.	Charles Williams, 2019	212	1,257	5.9	11
9.	Tim Cornett, 2012	242	1,232	5.1	7
10.	Aidan Robbins, 2022	209	1,011	4.8	9
11.	Joe Haro, 2001	218	1,107	5.1	10
12.	Lexington Thomas, 2018	215	1,067	5.0	12
13.	Kirk Jones, 1984	154	1,007	6.5	3
14.	Jeremi Rudolph, 2000	178	1,005	5.6	9
15.	Larry Croom, 2003	208	932	4.5	3
16.	Frank Summers, 2007	202	928	4.6	6
17.	Leon Walker, 1978	130	922	7.1	3
18.	Raymond Strong, 1976	125	907	7.3	9
19.	Tommy Jackson, 1988	179	894	5.0	6
20.	Michael Morton, 1979	143	881	6.2	8
21.	Tony Burton, 1995	163	880	5.4	5
22.	Raymond Strong, 1977	143	843	5.9	6
23.	Joe Haro, 2002	159	841	5.3	5
24.	James Wofford, 1998	173	816	4.7	5
25.	Tony Lewis, 1984	157	801	5.1	7
26.	Kevin Brown, 2000	148	798	5.4	3
27.	Vincent Davis Jr., 2023	145	760	5.2	7
28.	Kirk Jones, 1985	156	790	5.1	4
29.	Mack Gilchrist, 1969	153	765	5.0	11
30.	Armani Rogers (QB), 2017	146	780	5.3	8
31.	Charles Williams, 2016	141	763	5.4	3
32.	Mack Gilchrist, 1970	175	764	4.4	10
33.	Frank Summers, 2008	183	740	4.0	8
34.	Kyle Toomer, 1989	134	736	5.5	6
35.	Marvin Eastman, 1990	141	718	5.1	7
36.	Keith Whitely, 2015	152	711	4.7	3



Henry Bailey



Sam King

\*NCAA Division I rushing champion #NCAA Division II rushing champion

## RECEPTIONS

(22 players have caught 50 passes or more in a single season, 34 times)

	PLAYER, YEAR	NO	YDS	AVG	TD
1.	Ricky White III, 2023	88	1,483	16.9	8
	Ryan Wolfe, 2008	88	1,040	11.8	6
	Randy Gatewood, 1994	88	1,203	13.7	6
4.	Devante Davis, 2013	87	1,290	14.8	14
5.	Michael Morton, 1980	79	552	7.0	6
6.	Ryan Wolfe, 2009	74	760	10.3	2
7.	Carlos Baker, 1996	71	887	12.5	7
8.	Keenan McCardell, 1990	68	1,046	15.4	8
	Jim Sandusky, 1981	68	1,346	19.8	6
10.	Casey Flair, 2006	67	816	12.2	4
11.	Ryan Wolfe, 2007	66	784	11.9	2
	Nate Turner, 2000	66	947	14.3	10
13.	Devonte Boyd, 2014	65	980	15.1	4
14.	Demond Thompkins, 1993	62	1,068	17.2	8
15.	Devante Davis, 2012	61	854	14.0	4
	Damon Williams, 1997	61	770	12.6	5
17.	Jacob De Jesus, 2023	60	606	10.1	2
18.	Earvin Johnson, 2004	60	795	13.2	8
	Earvin Johnson, 2003	60	834	13.9	4
	Darral Hambrick, 1982	60	1,060	17.7	8
21.	Phillip Payne, 2009	58	661	11.4	7
22.	Marcus Sullivan, 2012	55	659	12.0	4
	Ryan Wolfe, 2006	55	911	16.6	5
	Michael Morton, 1981	55	682	12.4	5
25.	Devonte Boyd, 2015	54	904	16.7	7
	Casey Flair, 2007	54	622	11.5	3
	Damon Williams, 1996	54	900	16.7	1
	Demond Thompkins, 1992	54	919	17.0	6
	Keenan McCardell, 1989	54	883	16.4	5
	Jeff Spek, 1981	54	895	16.6	2
31.	Ricky White III, 2022	51	619	12.1	4
	Michael Johnson, 2010	51	571	11.2	5
	Earvin Johnson, 2002	51	793	15.5	4
	Mike Haverty, 1976	51	738	13.9	5

## PASSING YARDS

(24 players have passed for 1,400 yards or more in a single season, 36 times)

	PLAYER, YEAR	ATT	COMP	INT	PCT	YDS	TD
1.	Sam King, 1981	433	255	19	.599	3,778	18
2.	Jon Denton, 1996	506	277	16	.547	3,591	25
3.	Jayden Maiava, 2023	353	224	10	.635	3,085	17
4.	Blake Decker, 2014	401	231	18	.576	2,886	15
5.	R. Cunningham, 1982	381	200	12	.525	2,847	17
6.	Caleb Herring, 2013	405	256	5	.632	2,718	24
7.	R. Cunningham, 1984	332	207	10	.624	2,628	24
8.	Jon Denton, 1997	374	199	17	.532	2,586	18
9.	R. Cunningham, 1983	316	189	8	.598	2,545	18
10.	Nick Sherry, 2012	426	226	17	.531	2,544	16
11.	Bobby Stockham, 1993	373	179	26	.480	2,490	17
12.	Omar Clayton, 2009	326	196	12	.601	2,230	13
13.	Rocky Hinds, 2006	359	194	13	.540	2,148	8
14.	Kenyon Oblad, 2019	308	167	9	.542	2,081	18
15.	Glenn Carano, 1975	226	128	10	.566	2,039	13
16.	Glenn Carano, 1976	277	148	13	.534	2,024	13
17.	Jason Thomas, 2002	274	134	7	.489	1,936	8
18.	Steve Stallworth, 1985	292	158	9	.541	1,920	9
19.	Doug Brumfield, 2022	253	164	5	.646	1,898	10
20.	Omar Clayton, 2008	258	152	4	.589	1,894	18
21.	Kurt Nantkes, 2003	323	167	10	.517	1,883	12
22.	Derek Stott, 1990	254	143	7	.563	1,877	7
23.	Travis Dixon, 2007	299	159	8	.532	1,873	8
24.	Steve Stallworth, 1986	256	135	11	.527	1,869	14
25.	Omar Clayton, 2010	283	158	9	.558	1,818	13
26.	Jared Brown, 1995	304	147	17	.484	1,783	13
27.	Greg Van Ness, 1977	251	122	12	.486	1,736	10
28.	Blake Decker, 2015	209	120	8	.574	1,713	12
29.	Jason Thomas, 2000	201	106	9	.527	1,708	14
30.	Derek Stott, 1989	222	114	6	.514	1,701	9
31.	Larry Gentry, 1980	209	113	16	.541	1,691	22
32.	Cameron Friel, 2021	226	141	11	.624	1,608	6
33.	Sam King, 1979	188	103	10	.548	1,594	12
34.	Jason Davis, 1994	267	130	14	.487	1,539	12
35.	Armani Rogers, 2017	189	99	5	.524	1,471	6
36.	Bill Casey, 1968	168	95	1	.566	1,423	11

## ALL-PURPOSE YARDS

(29 players have handled the ball for 1,154 or more all-purpose yards in a single season, 36 times)

	PLAYER, YEAR	RUSH YDS	REC YDS	PR YDS	KOR YDS	TOT YDS
1.	Henry Bailey, 1992	15	832	219	817	1,883
2.	Mike Thomas, 1973	1,741	76	0	51	1,868
3.	Jacob De Jesus, 2023	606	257	822	0	1,731
4.	Hunkie Cooper, 1990	573	251	173	708	1,705
5.	Ickey Woods, 1987	1,658	46	0	0	1,704
6.	Dominique Dorsey, 2004	1,261	55	12	310	1,683
7.	Mike Thomas, 1974	1,408	131	0	0	1,539
8.	Demond Thompkins, 1993	0	1,068	12	442	1,522
9.	Ricky White III, 2023	1	1,483	0	0	1,484
10.	Lexington Thomas, 2017	1,336	143	0	0	1,479
11.	Tim Cornett, 2013	1,284	164	0	0	1,448
12.	Charles Williams, 2021	1,261	202	0	0	1,463
13.	Tony Burton, 1995	880	277	0	279	1,436
14.	Jim Sandusky, 1981	-9	1,346	61	36	1,434
15.	Michael Morton, 1981	692	682	0	42	1,416
16.	Greg Brown, 1970	0	741	288	364	1,393
17.	Raymond Strong, 1976	907	282	0	200	1,389
18.	Tim Cornett, 2012	1,232	108	0	39	1,379
19.	Randy Gatewood, 1994	0	1,204	54	67	1,324
20.	Henry Vereen, 1977	162	629	82	449	1,322
21.	Erick Jackson, 2005	673	370	0	261	1,304
	Raymond Strong, 1977	843	416	0	45	1,304
23.	Devante Davis, 2013	0	1,290	0	0	1,290
24.	Carlos Baker, 1996	-1	887	123	279	1,288
25.	Marcus Sullivan, 2012	35	659	60	517	1,217
26.	Jeremi Rudolph, 2000	1,005	44	-2	212	1,259
27.	Tommy Jackson, 1988	894	254	0	34	1,182
28.	Frank Summers, 2007	928	252	0	0	1,180
	George Thomas, 1986	28	808	0	344	1,180
30.	Henry Bailey, 1994	50	586	111	432	1,179
31.	Joe Haro, 2001	1107	0	0	66	1,173
32.	Charles Williams, 2019	1,257	54	0	0	1,311
33.	Lexington Thomas, 2018	1067	165	0	14	1,246
34.	Deante Purvis, 2009	0	0	0	1,165	1,165
35.	Tony Lewis, 1983	611	400	153	0	1,164
36.	Tony Lewis, 1984	801	266	87	0	1,154



Randy Gatewood



# SEASONAL LEADERS

## RUSHING YARDS

YEAR	PLAYER	ATT	YDS	AVG	TD	LG
1968	Larry Hodges, HB	128	568	4.4	8	42
1969	Mack Gilchrist, FB	153	765	5.0	11	38
1970	Mack Gilchrist, FB	175	764	4.4	10	29
1971	Charles Cooper, FB	116	402	3.5	3	23
1972	Steve Matousek, FB	103	389	3.8	2	41
1973	Mike Thomas, TB	274	<b>1,741*</b>	6.4	<b>20</b>	83
1974	Mike Thomas, TB	201	1,408	7.0	17	85
1975	Darall Moore, TB	105	547	5.2	10	75
1976	Raymond Strong, TB	125	907	<b>7.3</b>	9	74
1977	Raymond Strong, TB	143	843	5.9	6	80
1978	Leon Walker, FB	130	922	7.1	3	67
1979	Michael Morton, TB	143	881	6.2	8	56
1980	Michael Morton, TB	79	552	7.0	6	77
1981	Michael Morton, TB	123	692	5.6	4	67
1982	Lloyd Henderson, RB	54	239	4.4	4	15
1983	Keyvan Jenkins, RB	87	456	5.2	3	86
1984	Kirk Jones, RB	154	1,007	6.5	3	62
1985	Kirk Jones, RB	156	790	5.1	4	37
1986	Rod Emery, RB	117	584	4.9	5	36
1987	Ickey Woods, RB	259	1,658*	6.4	10	62
1988	Tommy Jackson, TB	179	894	5.0	6	21
1989	Kyle Toomer, FB	134	736	5.5	6	44
1990	Marvin Eastman, FB	141	731	5.1	7	39
1991	Derek Black, FB	147	588	4.0	6	22
1992	Shannon Wilson, RB	143	650	4.5	3	33
1993	Omar Love, RB	129	545	4.2	7	32
1994	Omar Love, RB	150	548	3.7	1	31
1995	Tony Burton, RB	163	880	5.4	5	65
1996	Omar Love, RB	91	356	3.9	1	34
1997	Coury Hankins, RB	127	641	5.0	2	47
1998	James Wofford, RB	173	816	4.7	5	55
1999	Jeremi Rudolph, TB	155	693	4.5	4	28
2000	Jeremi Rudolph, TB	178	1,005	5.6	9	45
2001	Joe Haro, TB	218	1,107	5.1	10	68
2002	Joe Haro, TB	159	841	5.3	5	54
2003	Larry Croom, TB	208	932	4.5	3	60
2004	Dominique Dorsey, TB	226	1,261	5.6	6	53
2005	Erick Jackson, RB	174	637	3.9	6	50
2006	David Peeples, RB	133	519	3.9	7	42
2007	Frank Summers, RB	202	928	4.6	6	49
2008	Frank Summers, RB	183	740	4.0	8	45
2009	Channing Trotter, RB	114	541	4.7	9	29
2010	Tim Cornett, TB	144	546	3.8	6	46
2011	Tim Cornett, TB	119	671	5.6	7	80
2012	Tim Cornett, TB	242	1,232	5.1	7	76
2013	Tim Cornett, TB	264	1,284	4.9	15	75
2014	Shaq Murray-Lawrence, TB	117	552	4.7	9	68
2015	Keith Whitely, RB	152	711	4.7	3	57
2016	Charles Williams, RB	141	763	5.4	3	75
2017	Lexington Thomas, RB	211	1,360	6.3	17	62
2018	Lexington Thomas, RB	215	1,067	5.0	12	75
2019	Charles Williams, RB	212	1,257	5.9	11	80
2020	Charles Williams, RB	116	495	4.3	4	49
2021	Charles Williams, RB	254	1,261	5.0	15	75
2022	Aidan Robbins, RB	209	1,011	4.8	9	66
2023	Vincent Davis Jr., RB	145	760	5.2	7	69

\*Led Nation • School Record in **Bold**

## PASSING YARDS

YEAR	PLAYER	ATT	CMP	INT	PCT	YDS	TD	LG
1968	Bill Casey	168	95	9	.566	1,423	11	80
1969	Don Kennedy	141	64	7	.454	966	9	38
1970	Jim Starkes	113	59	7	.522	1,097	8	79
1971	Jim Starkes	202	87	10	.432	1,059	9	62
1972	Sonny Brasile	146	68	8	.466	807	4	55
1973	Mike Pry	69	28	3	.406	481	6	36
1974	Glenn Carano	106	49	12	.462	839	11	50
1975	Glenn Carano	226	128	10	.566	2,039	13	46
1976	Glenn Carano	277	148	13	.534	2,024	13	64
1977	Greg Van Ness	251	122	12	.486	1,736	10	63
1978	Doug Robertson	173	72	4	.416	1,104	7	81
1979	Sam King	188	103	10	.548	1,594	12	80
1980	Larry Gentry	209	113	16	.541	1,691	22	78
1981	Sam King	433	255	19	.599	<b>3,778</b>	18	71
1982	Randall Cunningham	381	200	12	.525	2,847	17	58
1983	Randall Cunningham	316	189	8	.598	2,545	18	69
1984	Randall Cunningham	332	207	10	<b>.624</b>	2,628	24	62
1985	Steve Stallworth	292	158	9	.541	1,920	9	71
1986	Steve Stallworth	256	135	11	.527	1,869	14	77
1987	Scott Sims	180	76	14	.422	809	6	67
1988	Charles Price	200	96	8	.480	1,200	4	80
1989	Derek Stott	222	114	6	.514	1,701	9	69
1990	Derek Stott	254	143	7	.563	1,877	7	46
1991	Derek Stott	168	78	11	.464	1,147	8	52
1992	John Ma'ae	176	75	8	.426	1,179	9	76
1993	Bob Stockham	373	179	<b>26</b>	.480	2,490	17	61
1994	Jason Davis	267	130	14	.487	1,539	12	58
1995	Jared Brown	304	147	17	.484	1,783	13	58
1996	Jon Denton	<b>506</b>	<b>277</b>	16	.547	3,591	<b>25</b>	82
1997	Jon Denton	374	199	17	.532	2,586	18	82
1998	Kevin Crook	115	50	7	.435	688	6	77
1999	Jason Vaughan	195	104	6	.533	1,043	9	45
2000	Jason Thomas	201	106	9	.527	1,708	14	57
2001	Jason Thomas	194	83	12	.428	1,353	8	60
2002	Jason Thomas	274	134	7	.489	1,936	8	55
2003	Kurt Nantkes	323	167	10	.517	1,883	12	50
2004	Shane Steichen	187	92	10	.492	1,011	7	47
2005	Jarrod Jackson	228	124	12	.544	1,321	6	62
2006	Rocky Hinds	359	194	13	.540	2,148	8	71
2007	Travis Dixon	299	159	8	.532	1,873	8	45
2008	Omar Clayton	258	152	4	.589	1,894	18	48
2009	Omar Clayton	326	196	12	.601	2,230	13	75
2010	Omar Clayton	283	158	9	.558	1,818	13	65
2011	Caleb Herring	206	113	6	.549	1,004	8	33
2012	Nick Sherry	426	226	17	.531	2,544	16	75
2013	Caleb Herring	405	256	5	.632	2,718	24	63
2014	Blake Decker	401	231	18	.576	2,886	15	56
2015	Blake Decker	209	120	8	.574	1,713	12	85
2016	Johnny Stanton	107	50	6	.467	676	6	56
2017	Armani Rogers	189	99	5	.524	1,471	6	<b>94</b>
2018	Max Gilliam	225	125	8	.553	1,394	14	79
2019	Kenyon Oblad	308	167	9	.542	2,081	18	75
2020	Max Gilliam	148	89	4	.601	786	5	43
2021	Cameron Friel	226	141	11	.624	1,608	6	75
2022	Doug Brumfield	254	164	5	.646	1,898	10	72
2023	Jayden Maiava	353	224	10	.635	3,085	17	84



# SEASONAL LEADERS



## SCORING

YEAR	PLAYER	TD	PAT/K	R	P	FG	TP
1968	Steve Busick, K-FB	9	17/27	2	1	2/6	83
1969	Mack Gilchrist, FB	12	0	2	0	0	76
1970	Mack Gilchrist, FB	10	0	1	0	0	62
1971	Nathaniel Hawkins, SE	8	0	0	0	0	42
1972	Jim Thayer, K	0	16/17	0	0	5/9	31
1973	Mike Thomas, TB	21	0	1	0	0	128
1974	Mike Thomas, TB	19	0	1	0	0	116
1975	Darall Moore, RB	10	0	0	0	0	60
1976	Raymond Strong, RB	10	0	0	0	0	60
1977	Jim Gaetano, K	0	36/37	0	0	8/14	60
1978	Jim Gaetano, K	0	23/25	0	0	11/17	56
1979	Michael Morton, RB	11	0	0	0	0	66
1980	Sam Greene, FL	11	0	0	0	0	66
1981	Ray Crouse, FB	12	0	0	1	0	74
1982	Darral Hambrick, SE	8	0	0	0	0	48
1983	Reggie Farmer, SE	9	0	0	0	0	54
1984	Joey DiGiovanna, K	0	35/40	0	0	16/20	83
1985	Joey DiGiovanna, K	0	21/22	0	0	10/15	51
1986	Jim Cook, K	0	20/22	0	0	11/13	53
1987	Jim Cook, K	0	27/27	0	0	15/17	72
1988	Jim Cook, K	0	16/16	0	0	12/23	53
1989	Kyle Toomer, FB	7	0	0	0	0	42
1990	Keenan McCardell, WR	8	0	0	0	0	48
1991	Nick Garritano, K	0	18/20	0	0	8/16	42
1992	Henry Bailey, WR	10	0	0	0	0	60
1993	Nick Garritano, K	0	20/21	0	0	13/17	59
1994	Nick Garritano, K	0	24/25	0	0	21/26	87
1995	Tony Burton, RB	9	0	0	0	0	54
1996	Alan Di Leo, K	0	31/34	0	0	7/8	52
1997	Tim O'Reilly, K	0	32/34	0	0	9/13	59
1998	James Wofford, RB	5	0	0	0	0	30
1999	Nate Turner, WR	6	0	0	0	0	36
2000	Jason Thomas, QB	11	0	1	0	0	72
2001	Joe Haro, RB	10	0	0	0	0	60
2002	Dillon Pieffer, K	0	33/34	0	0	7/13	54
	Jason Thomas, QB	9	0	0	0	0	54
2003	Dillon Pieffer, K	0	26/28	0	0	20/25	86
2004	Sergio Aguayo, K	0	27/27	0	0	11/15	60
2005	Sergio Aguayo, K	0	21/22	0	0	12/16	57
2006	David Peoples, TB	7	0/0	0	0	0	42
2007	Sergio Aguayo, K	0	21/22	0	0	17/22	72
2008	Frank Summers, RB	10	0/0	0	0	0/0	60
2009	Kyle Watson, K	0	37/37	0	0	9/14	64
2010	Nolan Kohorst, K	0	29/30	0	0	8/11	53
2011	Nolan Kohorst, K	0	24/24	0	0	9/14	51
2012	Nolan Kohorst, K	0	32/33	0	0	12/14	68
2013	Tim Cornett, RB	15	0	0	0	0	90
2014	Jonathan Leiva, PK	0	32/33	0	0	11/17	65
2015	Nicolai Bormand, PK	0	43/44	0	0	12/17	79
2016	Evan Pantels, PK	0	42/42	0	0	13/14	81
2017	Lexington Thomas, RB	17	0	0	0	0	102
2018	Lexington Thomas, RB	13	0	0	0	0	78
2019	Daniel Gutierrez, PK	0	35/36	0	0	11/14	68
2020	Daniel Gutierrez, PK	0	11/12	0	0	5/6	26
2021	Charles Williams, RB	15	0	0	0	0	90
2022	Daniel Gutierrez, PK	0	34/34	0	0	18/19	88
2023	Jose Pizano, PK	0	55/55	0	0	26/29	133

## ALL-PURPOSE YARDS

YEAR	PLAYER	RUSH	REC	PR	KOR	TOTAL
1968	Larry Hodges, RB	568	155	4	15	742
1969	Mack Gilchrist, RB	765	105	0	178	1,048
1970	Greg Brown, WR	0	741	288	364	1,393
1971	Greg Brown, WR	0	626	270	234	1,130
1972	Steve Matousek, RB	389	134	0	134	657
1973	Mike Thomas, RB	1,741	76	0	51	1,868
1974	Mike Thomas, RB	1,408	131	0	0	1,539
1975	Henry Vereen, RB	147	42	34	824	1,047
1976	Raymond Strong, RB	907	282	0	200	1,389
1977	Henry Vereen, RB	162	629	82	449	1,322
1978	Leon Walker, RB	922	138	0	0	1,060
1979	Michael Morton, RB	881	242	0	0	1,123
1980	Sam Greene, WR	84	859	0	0	943
1981	Jim Sandusky, WR	(-9)	1,346	61	36	1,434
1982	Waymon Aldridge, WR	19	810	55	375	1,259
1983	Keyvan Jenkins, RB	456	225	0	335	1,016
1984	Kirk Jones, RB	1,007	121	0	15	1,143
1985	Tony Lewis, RB	611	400	153	0	1,164
1986	George Thomas, WR	28	808	0	344	1,180
1987	Ickey Woods, RB	1,658	46	0	0	1,704
1988	Tommy Jackson, RB	894	254	0	34	1,182
1989	Kyle Toomer, RB	736	141	0	0	877
1990	Hunkie Cooper, FL-QB	573	251	173	708	1,705
1991	Hunkie Cooper, FL-QB	436	135	186	309	1,066
1992	Henry Bailey, WR	15	832	219	817	1,883
1993	Demond Thompkins, WR	0	1,068	12	442	1,522
1994	Randy Gatewood, WR	0	1,203	54	67	1,324
1995	Tony Burton, RB	880	277	0	279	1,436
1996	Carlos Baker, WR	(-1)	887	123	279	1,288
1997	James Wofford, RB	624	158	0	90	872
1998	Duane James, WR	2	194	132	749	1,077
1999	Jeremi Rudolph, RB	693	74	0	0	767
2000	Jeremi Rudolph, RB	1,005	44	(-2)	212	1,259
2001	Joe Haro, RB	1,107	0	0	66	1,173
2002	Larry Croom, RB	605	267	92	130	1,094
2003	Dominique Dorsey, RB	626	92	0	351	1,069
2004	Dominique Dorsey, RB	1,261	55	12	310	1,638
2005	Erick Jackson, RB	673	370	0	261	1,304
2006	Casey Flair, WR	0	816	141	0	957
2007	Frank Summers, RB	928	252	0	0	1,180
2008	Ryan Wolfe, WR	91	1,040	0	0	1,131
2009	Deante Purvis, DB/KR	0	0	0	1,165	1,165
2010	Marcus Sullivan, WR	27	102	0	976	1,105
2011	Deante Purvis, DB/KR	0	0	0	1,000	1,000
2012	Tim Cornett, RB	1,232	108	0	39	1,379
2013	Tim Cornett, RB	1,284	164	0	0	1,448
2014	Devonte Boyd, WR	5	980	0	0	985
2015	Keith Whitely, RB	711	154	51	0	916
2016	Charles Williams, RB/KR	763	8	0	422	1,193
2017	Lexington Thomas, RB	1,336	143	0	0	1,479
2018	Lexington Thomas, RB	1,067	165	0	14	1,245
2019	Charles Williams, RB	1,257	54	0	0	1,311
2020	Charles Williams, RB	495	44	0	0	539
2021	Charles Williams, RB	1,261	202	0	0	1,463
2022	Aidan Robbins, RB	1,011	125	0	0	1,136
2023	Jacob De Jesus, WR	46	606	257	822	1,731





# SEASONAL LEADERS

## RECEPTIONS

YEAR	PLAYER	NO	YDS	AVG	TD	LG
1968	Mark Larson, TE	27	391	14.5	2	42
1969	Nathaniel Hawkins, SE	21	370	17.6	3	38
1970	Greg Brown, FL	44	741	16.8	5	79
1971	Greg Brown, FL	38	626	15.9	5	62
1972	Jack Hansen, TE	38	459	12.1	3	33
1973	Jesse Roberts, SE	12	225	18.8	3	34
1974	Mike Haverty, SE	15	251	16.7	3	34
1975	Kurt Schnabel, SE	32	690	21.6	8	46
1976	Mike Haverty, SE	51	738	14.5	5	47
1977	Brian Harris, SE	45	663	14.7	6	50
1978	Brian Harris, SE	20	380	19.0	4	81
1979	Sam Greene, FL	40	821	20.5	9	80
1980	Sam Greene, FL	43	859	20.2	11	78
1981	Jim Sandusky, SE	68	<b>1,346*</b>	19.8	6	71
1982	Darral Hambrick, SE	60	1,060	17.7	8	58
1983	Michael McDade, FL	46	526	11.4	3	36
1984	Tony Gladney, WR	38	641	16.9	8	62
1985	Tony Lewis, RB	37	400	10.8	1	29
1986	George Thomas, WR	34	808	<b>23.8</b>	8	80
1987	George Thomas, WR	45	586	13.0	6	67
1988	Tommy Jackson, TB	26	254	9.8	0	37
1989	Keenan McCardell, WR	54	883	16.4	5	55
1990	Keenan McCardell, WR	68	1,046	15.4	8	58
1991	Henry Bailey, RB	37	595	16.1	4	52
1992	Demond Thompkins, WR	54	919	17.0	6	51
1993	Demond Thompkins, WR	62	1,068	17.2	8	59
1994	Randy Gatewood, WR	<b>88</b>	1,203	13.7	6	55
1995	Damon Williams, WR	41	515	12.6	2	39
1996	Carlos Baker, WR	71	887	12.5	7	46
1997	Damon Williams, WR	61	770	12.6	5	49
1998	Len Ware, WR	39	500	12.8	2	77
1999	Nate Turner, WR	45	627	13.9	6	46
2000	Nate Turner, WR	66	947	14.3	10	57
2001	Michael Johnson, WR	25	435	17.4	2	56
2002	Earvin Johnson, WR	51	793	15.5	4	45
2003	Earvin Johnson, WR	60	834	13.9	4	35
2004	Earvin Johnson, WR	60	795	13.2	8	47
2005	Greg Estandia, TE	49	563	11.5	7	30
2006	Casey Flair, WR	67	816	12.2	4	40
2007	Ryan Wolfe, WR	66	784	11.9	2	45
2008	Ryan Wolfe, WR	<b>88</b>	1,040	11.8	6	46
2009	Ryan Wolfe, WR	74	760	10.3	2	52
2010	Michael Johnson, WR	51	571	11.2	5	60
2011	Phillip Payne, WR	44	509	11.6	7	33
2012	Devante Davis, WR	61	854	14.0	4	75
2013	Devante Davis, WR	87	1,290	14.8	14	69
2014	Devonte Boyd, WR	65	980	15.1	4	56
2015	Devonte Boyd, WR	54	904	16.7	7	75
2016	Devonte Boyd, WR	45	746	16.6	4	64
2017	Devonte Boyd, WR	34	612	18.0	3	<b>94</b>
	Brandon Presley, WR	34	552	16.2	3	46
2018	Brandon Presley, WR	35	434	12.4	3	46
2019	Randal Grimes, WR	44	696	15.8	7	63
2020	Kyle Williams, WR	35	426	12.2	2	35
2021	Steve Jenkins, WR	46	694	15.1	4	80
2022	Ricky White III, WR	51	619	12.1	4	72
2023	Ricky White III, WR	88	1,483	16.9	8	82

## TOTAL OFFENSE

YEAR	PLAYER	PLYS	RUSH	PASS	TOTAL
1968	Bill Casey, QB	200	(-132)	1,423	1,291
1969	Don Kennedy, QB	237	307	966	1,273
1970	Don Kennedy, QB	212	235	906	1,141
1971	Jim Starkes, QB	253	47	1,059	1,206
1972	Sonny Brasile, QB	191	(-8)	807	799
1973	Mike Thomas, RB	276	1,741	0	1,741
1974	Mike Thomas, RB	202	1,408	0	1,408
1975	Glenn Carano, QB	309	(-3)	2,039	2,036
1976	Glenn Carano, QB	367	(-4)	2,024	2,020
1977	Greg Van Ness, QB	346	174	1,736	1,910
1978	Doug Robertson, QB	247	(-35)	1,104	1,069
1979	Sam King, QB	242	64	1,594	1,658
1980	Larry Gentry, QB	308	52	1,691	1,743
1981	Sam King, QB	507	(-216)	3,778	3,562
1982	Randall Cunningham, QB	475	61	2,847	2,908
1983	Randall Cunningham, QB	422	133	2,545	2,678
1984	Randall Cunningham, QB	443	10	2,628	2,638
1985	Steve Stallworth, QB	348	(-92)	1,920	1,828
1986	Steve Stallworth, QB	309	(-134)	1,869	1,735
1987	Ickey Woods, RB	259	1,658	0	1,658
1988	Charles Price, QB	243	(-89)	1,200	1,111
1989	Derek Stott, QB	294	38	1,701	1,739
1990	Derek Stott, QB	370	233	1,877	2,110
1991	Derek Stott, QB	250	308	1,147	1,455
1992	John Ma'ae, QB	243	174	1,179	1,353
1993	Bob Stockham, QB	410	(-43)	2,490	2,447
1994	Jason Davis, QB	311	6	1,539	1,545
1995	Jared Brown, QB	373	284	1,783	2,067
1996	Jon Denton, QB	<b>594</b>	38	3,591	<b>3,629</b>
1997	Jon Denton, QB	438	5	2,586	2,591
1998	James Wooford, RB	174	816	0	816
1999	Jason Vaughan, QB	248	(-95)	1,043	948
2000	Jason Thomas, QB	339	599	1,708	2,307
2001	Jason Thomas, QB	301	481	1,353	1,834
2002	Jason Thomas, QB	398	448	1,936	2,384
2003	Kurt Nantkes, QB	350	(-135)	1,883	1,748
2004	Dominique Dorsey, RB	226	1,261	0	1,261
2005	Shane Steichen, QB	226	324	967	1,291
2006	Rocky Hinds, QB	408	(-49)	2,148	2,099
2007	Travis Dixon, QB	431	324	1,873	2,197
2008	Omar Clayton, QB	325	163	1,894	2,057
2009	Omar Clayton, QB	402	238	2,230	2,468
2010	Omar Clayton, QB	380	194	1,818	2,012
2011	Caleb Herring, QB	292	119	1,004	1,123
2012	Nick Sherry, QB	471	(-46)	2,544	2,498
2013	Caleb Herring, QB	532	346	2,718	3,064
2014	Blake Decker, QB	548	366	2,886	3,252
2015	Blake Decker, QB	256	127	1,713	1,840
2016	Kurt Palandech, QB	145	359	647	1,006
2017	Armani Rogers, QB	335	780	1,471	2,251
2018	Max Gilliam, QB	277	(-4)	1,394	1,390
2019	Kenyon Oblad, QB	353	(-43)	2,081	2,038
2020	Max Gilliam, QB	209	248	786	1,034
2021	Cameron Friel, QB	272	(-74)	1,608	1,534
2022	Doug Brumfield, QB	344	261	1,898	2,199
2023	Jayden Maiava, QB	426	277	3,085	3,362



# SEASONAL LEADERS




## QB SACKS

YEAR	PLAYER	SACKS	YARDS
1979	Craig Silverman	10	NA
1980	Todd Liebenstein	10	NA
1981	Todd Liebenstien	4	26
	Reggie Williams	4	25
1982	Phil O'Neil	6	48
1983	Carlos Lovato	5	NA
1984	Daryl Knox	8	NA
1985	Daryl Knox	20	114
1986	Marion Suge Knight	7.5	41
1987	Ike Freeman	7	46
1988	Derek Nicholson	5	41
1989	John Foster	7	45
1990	Carlton Johnson	6	5
1991	Chuck Reed	5	43
	Tom Riley	5	28
1992	Erik Simien	5	30
1993	Tiger Townes	6	48
	Stephen Anderson	6	55
1994	Mark Byers	20.5*	NA
1995	Marvin Robinson	5.5	43
1996	Scott Patton	6.5	41
1997	Talance Sawyer	7	59
1998	Talance Sawyer	4	32
1999	Randy Black	3	20
2000	Anton Palepoi	8	39
2001	Anton Palepoi	4.5	33
2002	Jamaal Brimmer	5.5	39
2003	Ryan Claridge	5.5	53
2004	Ryan Claridge	9.5	61
2005	Leon Moore	4	31
2006	Jeremy Geathers	5.5	43
2007	Jeremy Geathers	5.5	38
2008	Three Players Tied With Two Sacks		
2009	Jason Beauchamp	6.5	43
2010	Preston Brooks	3	12
2011	James Dunlap	6.5	40
2012	Sonny Sanitoa	5	38
2013	Tyler Gaston	5.5	39
2014	Sivea Vaesau	5	34
2015	Tau Lotulelei	3	20
2016	Jeremiah Valoaga	4	38
2017	Three Players Tied With Two Sacks		
2018	Roger Mann	4.5	23
2019	Four Players Tied With Two Sacks		
2020	Jacoby Windmon	5	40
2021	Jacoby Windmon	6.5	41
2022	Adam Plant Jr.	8	57
2023	Jerrae Williams	3	18

## TOTAL TACKLES


YEAR	PLAYER	UT	AT	TOTAL	TFL	SCK-YDS	INT	PBU	FR	FF
1979	Mike Johnson	67	26	93	1-NA	4-NA	1	3	5	4
1980	Mike Walker	72	50	122	11-NA	4-NA	0	2	2	4
1981	Charles Jarvis	66	44	110	4-20	0-0	5	4	1	NA
1982	Mike Walker	43	38	81	2-9	1-8	0	5	0	NA
1983	Kirk Dodge	NA	NA	132	16-NA	1-NA	1	3	4	NA
1984	Tom Polley	26	105	131	5-17	2-NA	0	3	1	NA
1985	Alvin Horn	61	45	106	1-4	0-0	2	6	0	NA
1986	Alvin Horn	31	62	93	1-1	0-0	6	6	3	NA
1987	Darnell Pickens	51	30	81	4-7	0-0	0	1	0	0
1988	Jody Reinoehl	51	52	103	3-8	0-0	2	4	2	3
1989	Doc Wise	68	51	119	10-40	1-7	0	2	0	3
1990	Carlton Johnson	53	28	78	4-20	6-5	3	6	1	1
1991	Carlton Johnson	52	30	82	3-17	2-22	4	8	0	0
1992	Donnell Porter	51	31	81	1-2	1-2	3	0	0	1
1993	Jason Medlock	69	68	137	5-34	1-0	0	2	0	1
1994	Keith Clough	33	82	115	0-0	0-0	0	3	2	1
1995	Jabbar Thomas	53	49	102	1-2	0-0	2	5	1	0
1996	Greg Gales	63	29	92	5-17	1-3	0	3	0	2
1997	Scott Patton	86	61	147	5-21	1-8	1	4	1	0
1998	James Sunia	51	64	115	6-12	2-2	0	0	1	0
1999	James Sunia	78	41	119	4-11	2-9	0	2	1	0
2000	Sam Brandon	52	30	82	1-2	0-0	1	7	0	0
2001	Sam Brandon	61	38	99	1-1	0-0	2	7	2	1
2002	Adam Seward	55	78	133	8-23	1.5-16	0	2	1	1
2003	Adam Seward	67	52	119	10-34	0.5-5	2	6	1	1
2004	Adam Seward	59	62	121	7-14	1-7	0	4	1	1
2005	Joe Miklos	60	38	98	3.5-13	0-0	2	1	4	0
2006	Jay Staggs	47	40	87	0.5-1	0-0	3	0	1	1
2007	Beau Bell	79	47	126	9.5-34	3-17	4	3	0	5
2008	Jason Beauchamp	54	73	127	6-33	2-16	0	3	1	0
2009	Jason Beauchamp	46	49	95	12-58	6.5-43	0	1	0	2
2010	Ronnie Paulo	41	44	85	2-4	0-0	0	1	0	0
2011	Nate Carter	41	43	84	3.5-11	0.5-3	0	5	0	1
2012	John Lotulelei	59	61	120	1.5-3	0-0	1	2	0	1
2013	Peni Vea	68	40	108	3.0-14	0-0	2	2	0	0
2014	Tau Lotulelei	45	55	100	10.5-41	3.0-17	0	0	0	2
2015	Ryan McAleenan	52	33	85	3.5-9	3.5-9	1	4	0	1
2016	Tau Lotulelei	62	55	117	16.5-35	3.5-18	0	3	0	1
2017	Dalton Baker	69	30	99	1-20	0-0	0	2	0	2
2018	Dalton Baker	60	49	109	3-10	0-0	2	3	1	0
2019	Rayshad Jackson	61	38	99	14-43	2-14	0	4	0	2
2020	Bryce Jackson	23	19	42	0-0	0-0	0	2	1	0
2021	Jacoby Windmon	59	43	102	7.5-45	6.5-41	0	1	0	2
2022	Austin Ajjake	59	73	132	11-33	4-17	2	0	1	0
2023	Jackson Woodard	55	62	117	9-33	2.5-15	1	4	0	0



Talance Sawyer



Sam Brandon



Anton Palepoi

## PUNTING AVERAGE

YEAR	PLAYER	NO	YDS	AVG	LG
1968	Bill Casey	27	1,011	37.4	51
1969	John Ackerley	50	1,900	38.0	55
1970	Jim DiFiore	54	2,090	38.7	63
1971	Jim DiFiore	62	2,535	40.9	66
1972	Jim DiFiore	69	2,902	42.1	78
1973	Jim DiFiore	47	1,850	39.4	64
1974	Kurt Schnabel	36	1,300	36.1	50
1975	Kurt Schnabel	16	572	35.8	57
1976	Steve Gortz	33	1,132	34.3	50
1977	Steve Gortz	55	2,311	42.0	57
1978	Steve Gortz	72	2,951	41.0	69
1979	Keith Reardon	60	2,211	36.9	51
1980	Kevin Rutledge	57	2,329	40.9	71
1981	Kevin Rutledge	50	2,089	41.7	56
1982	Randall Cunningham	27	1,233	45.7	68
1983	Randall Cunningham	56	2,435	43.5	73
1984	Randall Cunningham	59	2,803	<b>47.5</b>	72
1985	Bob Hulberg	66	2,783	42.2	75
1986	Bob Hulberg	64	2,621	40.9	62
1987	Tony Rhynes	56	2,447	43.7	64
1988	Tony Rhynes	66	2,904	44.0	71
1989	Tony Rhynes	56	2,195	39.2	65
1990	Luis Solorio	51	1,892	37.1	57
1991	Brian Parvin	48	2,013	41.9	64
1992	Brian Parvin	57	2,637	46.3	69
1993	Brad Faunce	61	2,745	45.0	61
1994	Brad Faunce	69	2,801	40.6	<b>91</b>
1995	Joe Kristosik	57	2,270	39.8	69
1996	Joe Kristosik	42	1,780	42.4	58
1997	Joe Kristosik	51	1,925	37.8	61
1998	Joe Kristosik	76	3,509	46.2*	67
1999	Ray Cheetany	65	2,950	45.4	67
2000	Ray Cheetany	64	2,646	41.3	66
2001	Gary Cook	64	2,455	38.4	64
2002	Gary Cook	70	2,680	38.3	63
2003	Gary Cook	<b>83</b>	<b>3,604</b>	43.4	66
2004	Gary Cook	64	2,691	42.0	76
2005	Kip Facer	66	2,709	41.0	61
2006	Kip Facer	46	2,078	45.2	78
2007	Brian Pacheco	63	2,651	42.1	77
2008	Dack Ishii	58	2,303	39.7	63
2009	Kyle Watson	54	2,302	42.6	64
2010	Brendon Lamers	76	2,872	37.8	54
2011	Chase Lansford	75	3,093	41.2	66
2012	Chase Lansford	65	2,714	41.8	67
2013	Logan Yunker	65	2,719	41.8	73
2014	Logan Yunker	81	3,283	40.5	61
2015	Logan Yunker	67	2,850	42.5	65
2016	Evan Pantels	64	2,670	41.7	66
2017	Evan Pantels	22	900	40.9	49
2018	Hayes Hicken	65	2,847	43.8	68
2019	Hayes Hicken	66	2,861	43.4	71
2020	Tanner Brown	12	546	46.5	55
2021	Evan Silva	53	2,125	40.1	56
2022	Marshall Nichols	59	2,450	41.5	56
2023	Marshall Nicols	51	2,400	47.1	60

\*Led Nation • School record in **Bold**

Joe Kristosik



Joe Miklos



## INTERCEPTIONS

YEAR	PLAYER	NO	YDS	AVG	TD	LG
1968	Jim Thompson	4	46	11.5	1	NA
1969	Jim Thompson	4	34	8.5	0	NA
	George Powell	4	28	7.0	0	NA
1970	Rodger Reeves	5	90	18.0	1	51
1971	Patt Medchill	5	124	24.8	1	34
	Jim Farnham	5	115	23.0	1	44
1972	James Massey	3	0	0.0	0	0
1973	Marlon Beavers	4	98	24.5	0	38
1974	Marlon Beavers	5	164	32.8	1	98
1975	Donnis Watson	3	53	17.7	0	33
	Mike Otto	3	22	7.3	0	20
1976	Marlon Beavers	6	79	13.2	0	33
1977	Dan Budak	3	44	14.7	0	11
1978	Aaron Mitchell	6	25	4.2	0	20
1979	Bob Lowry	4	54	13.5	0	36
1980	Charles Jarvis	4	81	20.3	1	39
1981	Charles Jarvis	5	38	7.6	0	24
1982	Al Ligon	3	39	13.0	0	25
	Rick Van Horne	3	24	8.0	0	16
1983	Al Ligon	3	40	13.3	0	20
1984	Dalton Reed	4	63	15.8	0	27
	Ed Saignes	4	58	14.5	0	30
	David Hollis	4	26	6.5	0	13
1985	Ed Saignes	2	37	18.5	0	37
	Alvin Horn	2	7	3.5	0	7
	Harvey Allen	2	7	3.5	0	7
	Anthony Blue	2	0	0.0	0	0
1986	Alvin Horn	6	35	5.8	0	12
1987	Autney Wren	2	77	38.5	1	60
	Sean Blunt	2	56	28.0	1	62
1988	Charles Anthony	3	47	15.7	0	23
1989	Charles Anthony	2	46	23.0	0	32
	Freddie Phillips	2	42	21.0	0	42
1990	Carlton Johnson	3	52	17.3	0	43
1991	Carlton Johnson	4	0	0.0	0	0
1992	D'Mentre Lacy	4	10	2.5	0	10
1993	Rodney Mazion	2	82	<b>41.0</b>	0	43
	Jason Davis	2	0	0.0	0	0
1994	Rossie Johnson	2	48	24.0	1	48
	Rodney Mazion	2	46	23.0	1	32
	Marvin Robinson	2	39	19.5	0	39
1995	Carlos Hilliard	2	34	17.0	0	34
	Jabbar Thomas	2	15	7.5	0	14
	Jermaine Webster	2	1	0.5	0	1
1996	Bobby Coffman	2	37	18.5	0	23
1997	Randy Black	3	62	20.7	1	29
1998	Five Players Tied With One Interception					
	Kevin Thomas	5	75	15.0	1	46
2000	Amar Brisco	2	77	38.5	1	72
	Kevin Thomas	2	39	19.5	0	32
	Randy Black	2	24	12.0	0	24
2001	Kevin Thomas	<b>7</b>	<b>213*</b>	30.4	<b>3*</b>	58
2002	R. Dodd-Masters	2	26	13.0	0	26
	Connie Brown	2	0	0.0	0	0
	Jamal Wynn	2	0	0.0	0	0
2003	Jamaal Brimmer	6	186	31.0	1	62
2004	Joe Miklos	2	79	39.5	0	79
	Jay Staggs	2	35	17.5	0	35
2005	Joe Miklos	2	20	10.5	0	20
2006	Jay Staggs	3	39	13.0	0	39
2007	Beau Bell	4	13	3.2	11	11
2008	Quinton Pointer	2	77	38.5	0	77
2009	Five Players Tied With One Interception					
2010	Will Chandler	5	32	6.4	1	19
2011	Quinton Pointer	2	9	4.5	0	9
	Tani Maka	2	0	0	0	0
2012	Fred Wilson	2	0	0	0	0
	Kenny Keys	2	32	16.0	0	32
	Frank Crawford	4	45	11.2	0	27
2013	Seven Players Tied With One Interception					
2015	Tim Hough	4	58	14.5	0	33
2016	Torry McTyer	3	43	14.3	1	43
2017	Three Players Tied With Two Interceptions					
2018	Javin White	4	30	7.5	0	22
2019	Jericho Flowers	4	45	11.3	0	35
2020	Two Players Tied With One Interception					
2021	Phillip Hill	3	35	11.7	0	19
	Ricky Johnson	3	1	0.3	0	1
2022	Cameron Oliver	3	41	13.6	2	21
	Nohl Williams	3	62	20.6	0	54
2023	Cameron Oliver	5	3	0.6	0	3

# SEASONAL LEADERS



## KICKOFF RETURNS

YEAR	PLAYER	NO	YDS	AVG	TD	LG
1968	Mack Gilchrist	3	66	22.0	0	NA
1969	Roger Reeves	13	274	21.1	0	NA
1970	Greg Brown	16	364	22.8	0	61
1971	Greg Brown	10	234	23.4	0	72
1972	James Massey	11	251	22.8	0	49
1973	Tom Bywaters	18	430	23.9	0	83
1974	Steve Haggerty	15	280	18.7	0	38
1975	Henry Vereen	36	824	22.9	0	82
1976	Henry Vereen	20	628	31.4	0	64
1977	Henry Vereen	22	449	20.4	0	31
1978	Henry Vereen	16	364	22.8	0	65
1979	Keyvan Jenkins	24	448	18.7	0	58
1980	Keyvan Jenkins	18	421	23.4	0	41
1981	Tony Lewis	18	371	20.6	0	31
	Andrew Lazarus	12	273	22.8	0	49
1982	Waymon Aldridge	15	375	25.0	0	50
1983	Keyvan Jenkins	15	335	22.3	0	32
1984	Byron Brown	14	213	15.2	0	29
	Rod Emery	11	208	18.9	0	33
1985	George Thomas	12	263	21.9	0	53
1986	George Thomas	14	344	24.6	0	71
1987	Mike Reddick	21	470	22.4	0	61
	George Thomas	19	465	24.5	0	56
1988	Bernard Jackson	23	482	21.0	0	NA
1989	Vince McGowens	16	394	24.6	1	90
1990	Hunkie Cooper	35	702	20.2	0	39
1991	Hunkie Cooper	15	309	20.6	0	59
1992	Henry Bailey	34	817	24.0	1	82
1993	Demond Thompkins	16	442	27.6	0	47
1994	Henry Bailey	17	432	25.4	0	59
1995	Tony Burton	15	279	18.6	0	33
	Deriek Charles	16	281	17.6	0	34
1996	Len Ware	19	422	22.2	0	53
1997	Coury Hankins	11	220	20.0	0	36
1998	Duane James	30	749	24.9	0	49
1999	Duane James	17	400	23.5	0	57
2000	Troy Mason	15	262	17.5	0	34
	Jeremi Rudolph	9	212	23.6	0	39
2001	Troy Mason	11	233	21.2	0	31
	Dominique Dorsey	10	346	34.6	0	87
2002	Troy Mason	13	279	21.5	0	40
	Dominique Dorsey	12	260	21.7	0	28
2003	Dominique Dorsey	18	351	19.5	0	49
2004	Dominique Dorsey	14	310	22.1	0	59
2005	Donell Wheaton	12	248	20.7	0	30
2006	Eric Wright	18	430	23.9	0	54
2007	Lorenzo Burse Jr.	24	470	19.6	0	39
	Gerold Rodriguez	16	380	23.8	0	48
2008	Michael Johnson	37	853	23.1	0	38
	Deante Purvis	18	422	23.4	0	55
2009	Deante Purvis	50	1,165	23.3	1	94
2010	Marcus Sullivan	35	976	27.9	0	73
2011	Deante Purvis	41	1,000	24.4	1	98
2012	Eric Johnson	28	495	17.7	0	31
2013	Keith Whitely	18	407	22.9	0	46
2014	Marcus Sullivan	21	545	26.0	0	48
2015	Aaron Criswell	20	425	21.2	0	58
2016	Charles Williams	24	422	17.6	0	33
2017	Darren Woods Jr.	18	299	16.6	0	34
2018	Evan Owens	15	246	16.4	0	23
2019	Tyleek Collins	14	304	21.7	0	31
2020	Tyleek Collins	16	331	20.7	0	40
2021	Nohl Williams	7	122	17.4	0	22
2022	Nohl Williams	7	172	24.6	0	36
2023	Jacob De Jesus	32	822	25.7	0	96

## PUNT RETURNS

YEAR	PLAYER	NO	YDS	AVG	TD	LG
1968	Jim Thompson	14	124	8.9	0	NA
1969	Roger Reeves	12	23	1.9	0	NA
	John Ackerley	8	59	7.4	0	NA
1970	Greg Brown	26	288	11.1	1	86
1971	Larry Wright	12	140	11.6	1	82
	Greg Brown	9	270	30.0	1	75
1972	Norm Gookins	12	94	7.8	0	21
1973	Lenny Lucas	6	44	7.3	0	33
1974	Steve Haggerty	20	324	16.2	1	72
1975	Marlon Beavers	14	211	15.1	0	68
1976	Marlon Beavers	15	122	8.1	0	21
1977	Henry Vereen	12	82	6.8	0	32
1978	Henry Vereen	20	155	7.8	0	24
1979	Robert Cobb	3	34	11.3	0	23
1980	Robert Cobb	14	41	2.9	0	15
1981	Jim Sandusky	8	61	7.6	0	13
1982	Waymon Aldridge	11	55	5.0	0	29
1983	Michael Reed	16	78	4.9	0	13
1984	Tony Lewis	11	87	7.9	0	15
	Michael McDade	16	76	4.8	0	14
1985	Tony Lewis	24	153	6.4	0	41
1986	David Hollis	25	282	11.3	0	33
1987	Anthony Drawhorn	23	187	8.1	0	33
1988	Keenan McCardell	29	172	5.9	0	18
1989	Vince McGowens	12	111	9.3	0	21
1990	Hunkie Cooper	14	173	12.4	0	25
1991	Hunkie Cooper	17	186	12.9	1	74
1992	Henry Bailey	15	219	14.6	1	74
1993	Randy Gatewood	7	34	4.9	0	14
1994	Henry Bailey	12	111	9.3	0	26
1995	Carlos Baker	9	44	4.9	0	13
1996	Carlos Baker	12	123	10.3	0	61
1997	Carlos Baker	20	86	4.3	0	38
1998	Duane James	11	132	12.0	1	78
1999	Duane James	15	116	7.7	1	43
2000	Troy Mason	23	378	16.4	1	84
2001	Troy Mason	21	271	12.9	1	57
2002	Troy Mason	18	134	7.4	0	32
2003	Tremayne Kirkland	25	314	12.6	0	75
2004	Donell Wheaton	19	113	5.9	0	38
2005	Tremayne Kirkland	11	69	6.3	0	15
2006	Casey Flair	11	141	12.8	0	32
2007	Casey Flair	14	118	8.4	0	40
2008	Casey Flair	7	69	9.9	0	16
2009	Ryan Wolfe	4	20	5.0	0	9
	Mike Grant	2	20	10.0	0	15
2010	Michael Johnson	9	22	2.4	0	19
2011	Michael Johnson	11	52	4.7	0	21
2012	Marcus Sullivan	10	60	6.0	0	16
2013	Keith Whitely	15	43	2.9	0	14
2014	Jay Mitchell	14	124	8.9	0	48
2015	Keith Whitely	11	51	4.6	0	19
2016	Mekhi Stevenson	10	-5	-0.5	0	5
2017	Jericho Flowers	8	46	5.8	0	16
2018	Tyleek Collins	8	20	2.5	0	9
2019	Jacob Gasser	20	49	2.5	0	10
2020	Tyleek Collins	4	34	8.5	0	13
2021	Nohl Williams	4	28	7.0	0	22
2022	Nohl Williams	7	46	6.6	0	14
2023	Jacob De Jesus	16	257	16.1	0	59





# YEAR-BY-YEAR BREAKDOWN

## REBEL FOOTBALL YEAR-BY-YEAR

Year	Overall	Conf.	Home	Road	Neutral	Coach	Affiliation/Conference
1968	8-1		6-1	2-0		Ireland	College Division
1969	6-4		4-2	2-2		Ireland	College Division
1970	6-4		4-2	2-2		Ireland	College Division
1971	5-4-1		4-2-1	1-2		Ireland	College Division
1972	1-10		1-6	0-4		Ireland	College Division
1973	8-3		7-1	1-2		Meyer	Division II
1974	12-1		10-0	2-0	0-1	Meyer	Division II
1975	7-4		6-1	1-3		Meyer	Division II
1976	9-3		8-0	1-3		Knap	Division II
1977	9-2		6-0	3-2		Knap	Division II
1978	7-4		6-1	1-2	0-1	Knap	Division I-A
1979	9-1-2		5-0-2	4-1		Knap	Division I-A
1980	7-4		4-2	3-2		Knap	Division I-A
1981	6-6		3-3	3-3		Knap	Division I-A
1982	3-8	1-5	2-3	1-5		Hyde	Division I-A/Big West
1983	7-4	4-2	4-2	3-2		Hyde	Division I-A/Big West
1984	11-2	7-0	5-1	5-1	1-0	Hyde	Division I-A/Big West
1985	5-5-1	4-2-1	4-2	1-3-1		Hyde	Division I-A/Big West
1986	6-5	3-4	4-2	2-3		Nunnely	Division I-A/Big West
1987	5-6	4-3	4-2	1-4		Nunnely	Division I-A/Big West
1988	4-7	3-4	2-4	2-3		Nunnely	Division I-A/Big West
1989	4-7	3-4	4-2	0-5		Nunnely	Division I-A/Big West
1990	4-7	3-4	1-4	3-3		Strong	Division I-A/Big West
1991	4-7	2-5	2-4	2-3		Strong	Division I-A/Big West
1992	6-5	3-3	5-1	1-4		Strong	Division I-A/Big West
1993	3-8	2-4	1-4	2-4		Strong	Division I-A/Big West
1994	7-5	5-1	5-2	2-3		Horton	Division I-A/Big West
1995	2-9	1-5	2-3	0-6		Horton	Division I-A/Big West
1996	1-11	1-7	1-5	0-6		Horton	Division I-A/WAC
1997	3-8	2-6	3-2	0-6		Horton	Division I-A/WAC
1998	0-11	0-8	0-5	0-6		Horton	Division I-A/WAC
1999	3-8	1-6	0-5	3-3		Robinson	Division I-A/MW
2000	8-5	4-3	6-0	2-5		Robinson	Division I-A/MW
2001	4-7	3-4	1-4	3-3		Robinson	Division I-A/MW
2002	5-7	3-4	3-3	2-4		Robinson	Division I-A/MW
2003	6-6	2-5	2-4	4-2		Robinson	Division I-A/MW
2004	2-9	1-6	1-4	1-5		Robinson	Division I-A/MW
2005	2-9	1-7	2-3	0-6		Sanford	Division I-A/MW
2006	2-10	1-7	2-4	0-6		Sanford	Division I-A/MW
2007	2-10	1-7	1-5	1-5		Sanford	FBS/MW
2008	5-7	2-6	4-3	1-4		Sanford	FBS/MW
2009	5-7	3-5	4-3	1-4		Sanford	FBS/MW
2010	2-11	2-6	2-4	0-7		Hauck	FBS/MW
2011	2-10	1-6	2-3	0-7		Hauck	FBS/MW
2012	2-11	2-6	2-5	0-6		Hauck	FBS/MW
2013	7-6	5-3	4-3	3-2	0-1	Hauck	FBS/MW
2014	2-11	1-7	2-4	0-7		Hauck	FBS/MW
2015	3-9	2-6	2-4	1-5		Sanchez	FBS/MW
2016	4-8	3-5	3-3	1-5		Sanchez	FBS/MW
2017	5-7	4-4	2-4	3-3		Sanchez	FBS/MW
2018	4-8	2-6	3-3	1-5		Sanchez	FBS/MW
2019	4-8	2-6	2-4	2-4		Sanchez	FBS/MW
2020	0-6	0-6	0-3	0-3		Arroyo	FBS/MW
2021	2-10	2-6	1-5	1-5		Arroyo	FBS/MW
2022	5-7	3-5	4-2	1-5		Arroyo	FBS/MW
2023	9-5	6-2	5-2	4-2	0-1	Odom	FBS/MW

Totals 270-369-4 105-202 183-156-3 86-208-1 1-4

## YEAR-BY-YEAR TEAM AVERAGES

Year	Scoring Offense	Scoring Defense	Total Offense	Total Defense	Rushing Offense	Rushing Defense	Passing Offense	Passing Defense
1968	29.5	11.4	370.8	193.4	185.7	79.0	185.2	114.4
1969	27.1	25.5	344.7	297.3	219.2	127.9	127.9	169.4
1970	31.3	24.1	402.1	325.6	197.3	159.1	204.8	166.5
1971	25.4	17.1	254.3	290.5	97.9	173.7	155.7	116.8
1972	13.5	26.3	275.3	318.6	120.2	184.3	155.0	134.5
1973	27.6	13.7	350.6	248.4	289.1	131.5	61.5	116.9
1974	34.1	19.3	388.3	318.6	303.1	138.9	85.2	179.7
1975	30.1	17.4	382.8	347.3	189.1	187.8	193.7	159.5
1976	24.7	18.0	405.0	355.2	154.5	153.7	250.5	196.5
1977	27.2	21.5	453.7	373.6	202.9	189.5	250.1	184.2
1978	22.6	16.5	383.1	304.0	241.3	171.8	141.8	132.2
1979	30.8	25.0	472.1	347.8	250.6	179.3	221.5	168.4
1980	<b>34.9</b>	23.4	446.2	334.3	210.3	145.6	235.9	188.6
1981	27.1	36.1	<b>491.3</b>	457.9	138.8	247.8	<b>352.5</b>	210.1
1982	22.4	30.2	370.9	454.5	97.5	215.3	273.5	239.2
1983	23.2	17.5	395.2	318.6	163.8	140.6	231.4	178.0
1984	29.8	20.2	406.3	359.6	187.3	139.9	219.0	214.2
1985	17.2	19.1	319.5	322.5	145.1	176.7	174.4	145.8
1986	26.0	21.9	341.5	316.7	129.5	165.3	212.1	151.5
1987	22.2	27.0	320.4	375.4	198.0	191.2	122.4	184.3
1988	16.0	28.5	291.6	412.3	143.4	199.3	148.2	213.0
1989	21.2	30.9	374.4	390.5	184.7	155.4	189.6	235.1
1990	21.7	29.5	370.8	417.0	180.3	200.9	190.6	216.1
1991	20.0	32.7	346.5	422.4	195.9	160.4	150.5	266.0
1992	22.0	28.2	352.4	434.8	147.3	213.5	205.1	221.4
1993	23.5	31.5	353.9	442.7	103.6	155.7	250.3	287.0
1994	23.9	27.7	341.1	406.6	96.3	227.6	244.8	179.0
1995	20.2	47.3	409.6	534.5	184.8	278.1	224.8	256.4
1996	23.0	45.9	384.8	543.0	77.5	269.0	307.1	274.0
1997	25.5	29.3	417.3	381.6	131.8	185.2	285.5	196.5
1998	14.2	35.4	255.3	429.2	114.8	233.9	140.5	195.3
1999	14.5	29.5	260.0	404.9	113.5	234.2	146.5	170.7
2000	28.2	21.8	339.0	261.0	227.8	141.2	159.3	210.1
2001	25.8	24.5	358.5	347.5	214.6	158.1	143.8	189.4
2002	24.3	30.5	409.5	393.8	214.4	159.1	195.1	234.7
2003	21.3	22.7	309.2	377.7	133.4	137.9	175.8	239.8
2004	20.8	32.5	340.5	378.5	173.1	171.3	167.5	207.3
2005	18.8	34.6	325.4	405.6	108.0	155.5	217.4	250.1
2006	19.8	31.8	316.8	387.3	89.5	161.4	227.3	225.9
2007	18.2	28.6	353.2	386.8	140.7	183.6	212.5	203.2
2008	25.6	32.6	345.0	423.2	121.7	213.1	223.3	210.1
2009	24.8	32.4	351.2	456.2	126.8	220.6	224.4	236.6
2010	18.4	39.7	274.2	450.5	103.3	222.7	170.9	227.8
2011	17.3	40.4	273.7	443.2	164.1	194.2	109.6	249.0
2012	22.0	32.6	367.9	445.2	149.1	207.1	218.8	238.2
2013	29.9	31.8	411.4	433.2	172.5	215.5	238.8	217.7
2014	21.9	38.5	387.4	513.5	129.2	293.8	258.2	219.6
2015	28.6	33.7	404.7	457.2	192.2	217.5	211.4	239.8
2016	31.6	36.8	404.4	430.1	241.5	186.9	162.9	243.2
2017	28.8	31.8	427.1	458.7	240.2	239.3	186.9	219.3
2018	28.8	37.2	391.2	454.2	224.3	186.6	166.8	267.6
2019	24.2	33.0	374.3	442.3	168.2	186.2	206.2	256.2
2020	17.3	38.0	330.5	482.2	144.7	255.0	185.8	227.2
2021	20.8	32.8	294.4	365.8	109.8	171.9	205.5	236.5
2022	26.3	28.5	352.4	383.7	137.4	157.9	212.0	225.7
2023	34.4	28.6	412.7	415.5	173.5	161.8	239.2	253.7

School record in BOLD

## 50-POINT PERFORMANCES

### BY UNLV (26)

Opponent	Score	Year	Site
Idaho State	80-8	2015	Las Vegas
New Mexico	72-7	1980	Albuquerque, NM
Wyoming	69-66 (3OT)	2016	Las Vegas
Cal Tech	69-0	1968	Las Vegas
Jackson State	63-13	2016	Las Vegas
Nebraska-Omaha	63-42	1976	Las Vegas
Prairie View A&M	63-28	1974	Las Vegas
Nat. U. of Mexico	63-6	1971	Las Vegas
Western Illinois	59-29	1977	Las Vegas
North Texas	58-27	2022	Las Vegas
New Mexico State	58-42	1986	Las Cruces, NM
New Mexico	56-14	2023	Albuquerque, NM
Southern Utah	56-23	2019	Las Vegas
New Mexico	56-42	2013	Albuquerque, NM
Colorado State	56-15	1980	Fort Collins, CO
Oregon Tech	56-0	1970	Las Vegas
New Mexico Highlands	55-31	1971	Las Vegas
Idaho State	54-10	2006	Las Vegas
UTEP	53-14	1980	Las Vegas
Idaho	53-14	1978	Las Vegas
Idaho State	52-21	2022	Las Vegas
UTEP	52-24	2018	Las Vegas
Central Michigan	52-24	1994	Las Vegas
New Mexico Highlands	52-14	1974	Las Vegas
Portland State	51-14	1986	Las Vegas
Santa Clara	51-19	1974	Las Vegas



Ryan Wolfe helped UNLV score 54 points in the 2006 season opener.

## 55-POINT PERFORMANCES BY OPPONENT

Opponent	Year	Score
Houston	1989	0-69
Utah	1981	28-69
Wyoming	2016	69-66
Air Force	1996	17-65
Nevada, Reno	2009	28-63
Utah	2004	28-63
BYU	1996	28-63
Tennessee	1996	3-62
Northern Illinois	1995	14-62
Utah State	2018	28-59
Washington State	2011	7-59
Hawaii	2010	21-59
BYU	2009	21-59
Oregon	1992	6-59
Arizona	2014	13-58
Arizona	2013	13-58
Louisiana Tech	2012	31-58
New Mexico State	1995	34-58
Hawaii	1995	30-58
Iowa State	1995	30-57
Hawaii	1969	19-57
TCU	2011	9-56
Fresno State	2019	27-56
Boise State	2015	27-55
BYU	2010	7-55
BYU	2005	14-55
San Jose State	1997	48-55 (OT)
Nevada, Reno	1995	32-55
Hawaii	1992	22-55
San Jose State	1991	12-55

# SCORING AND ATTENDANCE



## UNLV YEARLY ATTENDANCE FIGURES

NO RECORDS 1968-70

Year	Home	Avg/Game	Road	Avg/Game	Total	Avg/Game
1971	46,000	6,571	20,340	6,780	66,340	6,634
1972	52,833	7,547	37,355	9,339	90,188	8,199
1973	81,676	10,210	36,335	12,112	118,011	10,728
1974	97,978	9,798	27,467	9,156	125,445	9,650
1975	84,098	12,014	44,113	11,028	128,211	11,656
1976	104,588	13,073	36,351	9,087	140,939	11,744
1977	80,838	13,473	84,696	16,939	165,534	15,049
1978	122,802	17,543	64,126	21,375	214,428	19,493
1979	159,645	22,806	106,074	21,215	265,719	22,143
1980	140,533	23,422	123,730	24,746	264,263	24,024
1981	148,792	24,799	146,364	24,394	295,156	24,596
1982	85,996	17,199	103,854	17,309	189,850	17,259
1983	93,364	15,560	96,486	16,081	180,545	16,413
1984	118,068	19,678	127,110	18,159	245,178	18,860
1985	112,443	18,741	139,637	27,927	252,080	22,916
1986	103,462	17,244	54,250	10,850	157,712	14,337
1987	121,296	20,216	78,182	15,636	199,478	18,134
1988	98,953	16,492	118,861	23,772	217,814	19,801
1989	102,600	17,100	72,608	14,522	175,208	15,928
1990	93,367	18,673	73,975	12,329	167,342	15,213
1991	98,890	16,482	91,204	18,241	190,094	17,281
1992	78,492	13,082	116,118	23,224	194,610	17,692
1993	52,473	10,494	183,264	30,544	235,737	21,430
1994*	68,218	11,370	98,320	19,664	166,538	15,140
1995	54,858	10,972	148,747	24,791	203,605	18,510
1996	118,743	19,791	259,036	43,173	377,779	31,482
1997	101,245	20,249	191,833	31,972	293,078	26,643
1998	90,002	18,000	225,888	37,648	315,890	28,707
1999	114,961	22,992	159,862	26,644	274,823	24,984
2000*	103,491	20,698	254,455	36,351	357,946	29,829
2001	122,513	24,503	192,962	32,160	315,475	28,680
2002	<b>165,493</b>	<b>27,582</b>	203,660	33,943	369,153	30,763
2003	154,829	25,805	225,394	37,566	380,223	31,685
2004	109,352	21,870	<b>327,773</b>	<b>54,629</b>	<b>437,125</b>	<b>39,739</b>
2005	99,570	19,914	150,028	25,005	249,598	22,691
2006	115,442	19,240	237,904	39,651	353,346	29,446
2007	175,684	29,281	141,986	23,664	317,670	26,473
2008	145,944	20,849	207,069	41,414	353,004	29,417
2009	159,423	22,775	126,206	25,241	285,629	23,802
2010	123,672	20,612	270,673	38,668	394,345	30,334
2011	105,995	21,199	224,416	32,059	330,411	27,534
2012	106,456	15,208	148,208	24,701	254,664	19,589
2013	120,486	17,212	168,245	33,649	288,731	22,210
2014	94,042	15,674	215,322	30,760	309,365	23,797
2015	116,228	19,371	206,083	34,347	322,311	26,859
2016	110,336	18,389	196,939	32,823	307,275	25,606
2017	104,692	18,389	203,047	33,841	307,739	25,644
2018	100,935	16,822	165,305	27,550	266,240	22,187
2019	119,186	19,864	147,833	24,639	267,019	22,252
2020	4,000	1,033	0	0	4,000	1,033
2021	134,139	22,357	159,358	26,569	293,497	24,458
2022	132,673	22,112	183,668	30,611	316,341	26,361
2023	173,437	24,777	239,060	39,843	438,975	31,355
<b>Totals</b>	<b>5,581,926 (328 G)</b>	<b>17,018</b>	<b>7,454,711 (284 G)</b>	<b>26,249</b>	<b>13,416,472 (608 G)</b>	<b>22,067</b>

Road attendance includes neutral site games • School record in **BOLD** • \*Does not include Las Vegas Bowl played at Sam Boyd Stadium

## LARGEST MARGINS OF VICTORY AND DEFEAT

Opponent	Score	Year	Diff.
Idaho State	80-8	2015	+72
Cal Tech	69-0	1968	+69
at New Mexico	72-7	1980	+65
National U. of Mexico	63-6	1971	+57
Oregon Tech	56-0	1970	+56
Jackson State	63-13	2016	+50
Idaho State	54-10	2006	+44
at New Mexico	56-14	2023	+42
at Colorado State	56-15	1980	+41
Texas-El Paso	53-14	1980	+39
Idaho	53-14	1978	+39
North Texas	38-0	2000	+38
Northern Iowa	48-10	1975	+38
Nevada, Reno	45-7	1975	+38
Adams State	38-0	1971	+38
New Mexico Highlands	52-14	1974	+38
Portland State	51-14	1986	+37
Jackson State	39-2	1975	+37
Houston	0-69	1989	-69
at Tennessee	3-62	1996	-59
at Oregon	6-59	1992	-53
at Washington State	7-59	2011	-52
at BYU	7-55	2010	-48
at TCU	3-51	2005	-48
Air Force	17-65	1996	-48
at Northern Illinois	14-62	1995	-48
at TCU	9-56	2011	-47
Iowa State	3-48	2021	-45
Fresno State	3-48	2018	-45
at Arizona	13-58	2014	-45
Arizona	13-58	2013	-45
at BYU	7-52	2006	-45
at Eastern Michigan	6-51	1995	-45
at Miami (FL)	7-51	1972	-44

## LARGEST SINGLE-GAME ATTENDANCE

Opponent	Venue	Year	Score	W/L	Attend.
Michigan	Michigan Stadium	2023	35-7	L	109,482
Michigan	Michigan Stadium	2015	28-7	L	108,683
Tennessee	Neyland Stadium	2004	42-17	L	108,625
Tennessee	Neyland Stadium	1996	62-3	L	106,212
Ohio State	Ohio Stadium	2017	54-21	L	106,187
Wisconsin	Camp Randall Stadium	2004	18-3	L	82,071
Wisconsin	Camp Randall Stadium	2003	23-5	W	78,043
Nebraska	Memorial Stadium	1988	48-6	L	76,398
Wisconsin	Camp Randall Stadium	2011	51-17	L	77,085
Wisconsin	Camp Randall Stadium	1998	52-7	L	75,044
Notre Dame	Notre Dame Stadium	2022	44-21	L	73,165
Wisconsin	Camp Randall Stadium	1985	26-23	L	68,123
Clemson	Memorial Stadium	1993	24-14	L	65,000
BYU	Cougar Stadium	1996	63-28	L	64,872
BYU	LaVell Edwards Stadium	2008	42-35	L	64,081
UCLA	The Rose Bowl	2016	42-21	L	63,712
BYU	LaVell Edwards Stadium	2006	52-7	L	63,341
BYU	LaVell Edwards Stadium	2002	24-3	W	62,543
BYU	Cougar Stadium	1998	38-14	L	61,774
BYU	LaVell Edwards Stadium	2010	55-7	L	61,283
BYU	Cougar Stadium	2000	10-7	L	60,191
Arizona State	Sun Devil Stadium	2008	23-20 (OT)	W	59,852
USC	LA Memorial Coliseum	2018	43-21	L	58,708
West Virginia	Milan Puskar Stadium	2010	49-10	L	58,234
BYU	LaVell Edwards Stadium	2004	24-20	W	55,341
BYU	LaVell Edwards Stadium	2014	42-23	L	53,622
Arkansas	War Memorial Stadium	2001	14-10	L	52,213



UNLV's 1996 trip to Tennessee was played before the then-12th largest campus crowd in college history.



# COLLEGIATE RECORDS IN LAS VEGAS

## TEAM

### RUSHING Attempts

UNLV: 68 vs. Wyoming (1978)  
Other: 78 by Air Force at UNLV (2014)

### Yards

UNLV: 517 vs. Idaho State (2015)  
Other: 459 by Air Force at UNLV (1996)  
459 by Northern Illinois at UNLV (1987)

### Touchdowns

UNLV: 7 vs. Idaho State (2015)  
7 vs. Prairie View A&M (1974)  
Other: 7 by Air Force at UNLV (1996)  
7 by Utah at UNLV (1981)

### PASSING Attempts

UNLV: 79 vs. Idaho (1994)  
Other: 64 by Houston at UNLV (1989)

### Completions

UNLV: 48 vs. Idaho (1994)  
Other: 39 by Houston at UNLV (1989)

### Yards

UNLV: 635 vs. Idaho (1994)  
Other: 546 by New Mexico State at UNLV (1995)

### Touchdowns

UNLV: 6 vs. UTEP (1990)  
Other: 5 by Wyoming at UNLV (2002)  
5 by San Jose State at UNLV (1997)  
5 by San Jose State at UNLV (1995)  
5 by San Jose State at UNLV (1991)  
5 by Houston at UNLV (1989)

### Interceptions

UNLV: 6 vs. Louisiana-Lafayette (1987)  
6 vs. Louisiana-Lafayette (1993)  
Other: 5 by Idaho State at UNLV (1984)  
5 by Utah State at UNLV (1983)

### Completion Percentage

UNLV: .846 (11-13) vs. Jackson State (2016)

## TOTAL OFFENSE

### Most Yards

UNLV: 653 vs. Wyoming (2016)  
Other: 721 by New Mexico State at UNLV (1995)

## SCORING

### Points

UNLV: 80 vs. Idaho State (2015)  
Other: 69 by Houston at UNLV (1989)  
69 by Utah at UNLV (1981)

### Touchdowns

UNLV: 11 vs. Idaho State (2015)  
Other: 9 by Wyoming at UNLV (2016)  
9 by Air Force at UNLV (1996)  
9 by Houston at UNLV (1989)

### Field Goals

UNLV: 6 vs. Colorado State (2023)  
Other: 5 by BYU at UNLV (1999)

### Margin of Victory

UNLV: 72 (80-8) vs. Idaho State (2015)  
57 (63-6) vs. National University of Mexico (1971)  
50 (63-13) vs. Jackson State (2016)  
44 (54-10) vs. Idaho State (2006)  
39 (53-14) vs. UTEP (1980)  
39 (53-14) vs. Idaho (1978)  
Other: 69 (69-0) by Houston at UNLV (1989)

## ATTENDANCE

### Largest Crowd

UNLV: 42,075, Wisconsin at UNLV (2002)  
61,195, USC vs. Utah (2022)  
61,195, Oregon vs. Washington (2023)  
(Pac-12 Championship games at Allegiant Stadium)

## INDIVIDUAL

### RUSHING Attempts

UNLV: 37, Ickey Woods vs. Long Beach State (1987)  
37, Ickey Woods vs. Pacific (1987)  
Other: 44, Chris Lemon of Nevada, Reno at UNLV (1998)

### Yards

UNLV: 266, Mike Thomas vs. Boise State (1974)  
Other: 286, Nathan DuPree of San Jose State at UNLV (1992)

### Touchdowns

UNLV: 4, Armani Rogers (QB) vs. Prairie View A&M (2018)  
4, Mike Thomas vs. Prairie View A&M (1974)  
4, Henry Melton vs. New Mexico Highlands (1974)  
4, Mike Thomas vs. Wisconsin-Milwaukee (1973)  
Other: 4, Steven Jackson of Oregon State vs. UNM (2003 LV Bowl)  
4, Mike Anderson of Utah at UNLV (1999)  
4, Wasean Tait of Toledo vs. Nevada, Reno (1995 Las Vegas Bowl)  
4, Kirk Compton of New Mexico State at UNLV (1995)  
4, Glenn Freitas of Hawaii at UNLV (1995)

### PASSING Attempts

UNLV: 56, Caleb Herring vs. Hawai'i (2013)  
Other: 61, Timmy Chang of Hawai'i at UNLV (2003)

### Completions

UNLV: 34, Caleb Herring vs. Hawai'i (2013)  
Other: 37, Timmy Chang of Hawai'i at UNLV (2003)

### Yards

UNLV: 503, Jon Denton vs. San Diego State (1996)  
Other: 546, Cody Ledbetter of New Mexico State at UNLV (1995)

### Touchdowns

UNLV: 5, Caleb Herring vs. San Diego State (2013)  
5, Shane Steichen vs. New Mexico (2006)  
5, Larry Gentry vs. Texas-El Paso (1980)  
Other: 5, Casey Bramlet of Wyoming at UNLV (2002)  
5, Dan O'Dell of San Jose State at UNLV (1997)  
5, Ken Lutz of San Jose State at UNLV (1995)  
5, Jeff Garcia of San Jose State at UNLV (1991)  
5, Andre Ware of Houston at UNLV (1989)

### Interceptions

UNLV: 6, Bob Stockham vs. Louisiana-Lafayette (1993)  
6, Richard Williams vs. Louisiana-Lafayette (1987)  
Other: 5, Vern Harris of Idaho State at UNLV (1984)

### Completion Percentage

UNLV: .857 (24-28), Caleb Herring vs. Central Michigan (2013)

## RECEIVING

### Receptions

UNLV: 23, Randy Gatewood vs. Idaho (1994)  
Other: 13, Gerrell Robinson of ASU vs. Boise State (2011 LV Bowl)  
13, Kealoha Piliare of Hawaii at UNLV (2009)

### Yards

UNLV: 363, Randy Gatewood vs. Idaho (1994)  
Other: 241, Gerrell Robinson of ASU vs. Boise State (2011 LV Bowl)

### Touchdowns

UNLV: 4, Devante Davis vs. San Diego State (2013)  
4, Nathaniel Hawkins vs. New Mexico Highlands (1971)  
Other: 4, Lucious Davis of New Mexico State at UNLV (1993)

## TOTAL OFFENSE

### Most Yards

UNLV: 513, Jon Denton vs. San Diego State (1996)  
Other: 559, Cody Ledbetter of New Mexico State at UNLV (1995)

## SCORING

### Points

UNLV: 26, Mike Thomas vs. Santa Clara (1974)


Other: 30, Steven Jackson of Oregon State vs. UNM (2003 LV Bowl)  
24, Mike Anderson of Utah at UNLV (1999)  
24, Wasean Tait of Toledo vs. Nevada, Reno (1995 Las Vegas Bowl)  
24, Kirk Compton of New Mexico State at UNLV (1995)  
24, Glenn Freitas of Hawaii at UNLV (1995)

### Touchdowns

UNLV: 4 (9 times) last time Armani Rogers (QB) vs. Prairie View A&M (2018)  
Other: 5, Steven Jackson of Oregon State vs. UNM (2003 LV Bowl)  
4 (5 times) last time Mike Anderson of Utah at UNLV (1999)

### Field Goals

UNLV: 6, Jose Pizano vs. Colorado State (2023)  
Other: 5, Owen Pochman of BYU at UNLV (1999)



**QB Dalton Sneed's 91-yard dash for a TD in 2016 is the longest run by a collegian in city history.**

## LONGEST PLAYS

### Rush

UNLV: 91, Dalton Sneed (QB) vs. Fresno State (2016) TD  
89, Darin Brightmon vs. New Mexico State (1989) TD  
Other: 76, Mike Anderson of Utah vs. Fresno State (1999 Las Vegas Bowl)  
76, Saladin McCullough of Oregon vs. Air Force (1997 Las Vegas Bowl) TD

### Pass

UNLV: 87, Carlton Kelley to Henry Vereen vs. Northern Arizona (1977) TD  
Other: 87, Jack Hawley to Derrick Lewis of San Diego State at UNLV (1999) TD

### Field Goal

UNLV: 54, Nicolai Boman vs. Northern Colorado (2014)  
54, Nick Garritano vs. Nevada, Reno (1994)  
54, Nick Garritano vs. San Jose State (1994)  
Other: 62, Jason Hanson of Washington State at UNLV (1991)

### Punt

UNLV: 91, Brad Faunce vs. Nevada, Reno (1994)  
Other: 77, Brad Langley of Nevada, Reno at UNLV (2008)

### Kickoff Return

UNLV: 99, Ken Bowles vs. Cal Poly San Luis Obispo (1976) TD  
Other: 100, Doug Martin of Boise State vs. ASU (2011 LV Bowl) TD  
100, Reggie Wilson of Utah at UNLV (1981) TD

### Punt Return

UNLV: 86, Greg Brown vs. Oregon Tech, 1970 (TD)  
Other: 77, Kendal Smith of Utah State at UNLV (1987) TD

### Interception Return

UNLV: 100, Pat Medchill vs. Southern Utah State (1970) TD  
Other: 100, Tyree Robinson of Oregon vs. Boise State (2017 Las Vegas Bowl) TD  
100, Jamar Taylor of Boise State vs. ASU (2011 Las Vegas Bowl) TD

### Fumble Return

UNLV: 82, Will Chandler vs. Wisconsin (2010)  
Other: 86, Troy Dye of Oregon vs. Boise State (2017 Las Vegas Bowl) TD



## NCAA

**Total Offensive Plays in One Quarter**  
41 by QB Jason Davis vs. Idaho, 9-17-94 (4th Qtr.)

**Total Offensive Yards in One Quarter**  
347 by QB Jason Davis vs. Idaho, 9-17-94 (4th Qtr.)

**Pass Attempts in One Quarter**  
41 by QB Jason Davis vs. Idaho, 9-17-94 (4th Qtr.)

**Pass Completions in One Quarter**  
28 by QB Jason Davis vs. Idaho, 9-17-94 (4th Qtr.)

**Passing Yards in One Quarter**  
347 by QB Jason Davis vs. Idaho, 9-17-94 (4th Qtr.)



**Receptions in One Game (Tied with one)**  
23 by WR Randy Gatewood vs. Idaho, 9-17-94

**Game with Two Teammates Passing for 250 Yards or More**  
(3 times ever)  
381 by QB Jason Davis & 254 by QB Jared Brown vs. Idaho, 9-17-94

**Longest Fumble Return For a Touchdown (Tied with two)**  
100 by DB Kevin Thomas at Baylor, 9-11-99

**Average All-Purpose Yardage Gain Per Play**  
Game (Min. 300 Yards, 25 plays)  
16.8 by Randy Gatewood vs. Idaho, 9-17-94 (419 on 25)

**Both Teams Gaining 600 Yards or More (Tied with 64)**  
614 by UNLV and 707 by Idaho, 9-17-94  
627 by UNLV and 670 by San Diego State, 11-16-96

## BIG WEST

Conference ceased football after 2000 season (additional to NCAA)

**Pass Attempts in One Game**  
79 vs. Idaho, 9-17-94

**Pass Completions in One Game**  
48 vs. Idaho, 9-17-94

**Passing Yards in One Game**  
635 vs. Idaho, 9-17-94

**Receiving Yards in One Game**  
363 by Randy Gatewood, 9-17-94

**Season Team Punting Average**  
47.5, 1984

**Season All-Purpose Yards Per Play**  
18.5 by WR Henry Bailey, 1992 (1,883 on 102)

**Consecutive Field Goals Made**  
14 by Jim Cook, 1987

**Game Punting Average**  
54.0 by Brian Parvin vs. Hawaii, 10-24-92

**Season Punting Average**  
47.5 by Randall Cunningham, 1984

**Career Punting Average**  
45.2 by Randall Cunningham, 1982-84

## WESTERN ATHLETIC

UNLV holds no WAC team or individual records. WAC ceased football after 2012.



## MOUNTAIN WEST

(additional to NCAA)



### TEAM RECORDS

**Most Points Scored, Game:** 80, UNLV vs. Idaho State (9/26/15)  
**Largest Margin of Victory:** 72, UNLV over Idaho State 80-8 (9/26/15)  
**Most Points Scored, Both Teams:** 135, UNLV vs. Wyoming (11/12/16)  
**Most Points Scored, First Quarter:** 35, (Tie) UNLV vs. Idaho State (9/26/15)  
**Kickoff Returns, Season:** 74, UNLV (2010)  
**Kickoff Return Yards, Season:** 1,719, UNLV (2010)  
**Fumbles Forced, Season:** 23, (Tie) UNLV (2003)  
**Interception Returns for TD, Game:** 2, (Tie) UNLV vs. Utah (11/3/01)  
**Interception Returns for TD, Season (MW Games Only):** 4, 2001  
**Most Penalties, Game:** 22, UNLV vs. Wyoming (11/6/04)  
**Most Penalty Yards, Game:** 167, UNLV vs. Wyoming (11/6/04)  
**Most Interceptions Thrown, Season:** 22, (Tie) UNLV (2014)  
**Most Field Goals Made, Game:** 6 (Tie) vs. Colorado State (10-21-23)

### INDIVIDUAL RECORDS

#### OFFENSE


**Receptions, Career:** 283, Ryan Wolfe (2006-09)  
**Receiving Touchdowns by a JR., Game:** 4, Devante Davis (2013 vs. San Diego State)  
**Receiving Touchdowns by a FR., Game:** 4, Tyleek Collins (10/27/18 at SJSU)

#### DEFENSE

**Interception Return Yards, Season:** 213, Kevin Thomas (2001)  
**Interception Return Yards, Career:** 327, Kevin Thomas (1999-2001)  
**Interception Returns for TD, Season:** 3, (Tie) Kevin Thomas (2001)  
**Interception Returns for TD, Career:** 4, (Tie) Kevin Thomas (1999-2001)  
**Pass Breakups, Season:** 24, Kevin Thomas (1999)  
**Pass Breakups, Career:** 50, Kevin Thomas (1999-2001)  
**Fumble Return TDs, Career:** 2 (Tie), Joe Miklos (2001-05), Jamaal Brimmer (2001-04)

#### SPECIAL TEAMS


**Field Goals Made, Game:** 6 (6 attempts), (Tie) Jose Pizano vs. Colorado State (10-21-23)  
**Field Goal Percentage, Season:** (18-19) 94.7, Daniel Gutierrez (2022)  
**Most Extra Points Made, Game:** 11, Nicolai Bornand vs. Idaho State (9/26/15)  
**Kick Returns, Career:** 112, Deante Purvis (2008-11)  
**Kick Returns, Season:** 50, Deante Purvis (2009)



No collegian has returned a fumble 100 yards since Kevin Thomas did it vs. Baylor in 1999.


Randy Gatewood's record of 23 catches in one game still stands.

Jason Davis' magical quarter of play in 1994 still makes him owner of five NCAA records.



Henry Bailey set an NCAA record for all-purpose yards in 1992.

Jon Denton set 10 NCAA freshman records in 1996, all of which have since been broken.





# ALL-TIME SERIES HISTORY

## ADAMS STATE COLLEGE (1-0)

9-18-71 H. UNLV 38-0

## AIR FORCE (7-18)

11-21-81 H. UNLV 24-21  
9-7-96 H. AFA 65-17  
9-13-97 A. AFA 25-24  
9-12-98 H. AFA 52-10  
11-13-99 A. AFA 35-16  
9-30-00 H. UNLV 34-13  
11-17-01 A. UNLV 34-10  
11-16-02 H. AFA 49-32  
10-11-03 A. AFA 24-7  
9-18-04 H. AFA 27-10  
10-15-05 A. AFA 42-7  
9-24-06 H. UNLV 42-39  
10-6-07 A. AFA 31-14  
10-18-08 H. AFA 29-28  
11-14-09 A. AFA 45-17  
11-8-10 H. AFA 35-20  
11-19-11 A. AFA 45-17  
9-22-12 H. UNLV 38-35  
11-21-13 A. UNLV 41-21  
11-8-14 H. AFA 48-21  
10-14-17 A. AFA 34-30  
10-19-18 H. AFA 41-35  
11-26-21 A. AFA 48-14  
10-15-22 H. AFA 42-7  
11-18-23 A. UNLV 31-27

## ALCORN STATE (1-0)

11-30-74 H. UNLV 35-22

## AKRON (0-1)

11-27-76 A. AKRON 27-6

## ARIZONA (0-3)

9-22-01 A. UA 38-21  
9-7-13 H. UA 58-13  
8-29-14 A. UA 58-13

## ARIZONA STATE (1-1)

9-13-08 A. UNLV (OT) 23-20  
9-11-21 A. ASU 37-10

## ARKANSAS (1-1)

12-21-00 H. UNLV 31-14  
8-30-01 A. ARK 14-10

## ARKANSAS STATE (1-2)

10-9-95 H. UNLV 28-23  
9-22-18 A. ASU 27-20  
9-7-19 H. ASU 43-17

## AZUSA PACIFIC (2-0)

9-21-68 A. UNLV 29-8  
9-18-69 A. UNLV 35-13

## BAYLOR (1-2)

9-19-87 H. BU 21-14  
9-3-88 A. BU 27-3  
9-11-99 A. UNLV 27-24

## BOISE STATE (3-9)

9-16-72 A. BSU 36-16  
10-13-73 H. UNLV 24-19  
10-19-74 H. UNLV 37-35  
10-18-75 A. BSU 34-21  
11-6-76 H. UNLV 31-26  
9-24-77 A. BSU 45-14  
11-5-11 H. BSU 48-21  
10-20-12 A. BSU 32-7  
10-31-15 H. BSU 55-27  
11-18-16 A. BSU 42-25  
10-5-19 H. BSU 38-13  
12-4-20 H. CANCELED  
12-2-23 H. BSU 44-20

## BYU (3-17)

12-2-78 N. BYU 28-24  
11-29-80 H. BYU 54-14  
10-10-81 A. UNLV 45-41  
9-2-82 H. BYU 27-0  
10-12-96 A. BYU 63-28  
10-10-98 A. BYU 38-14  
10-23-99 H. BYU 29-0

9-23-00 A. BYU 10-7  
9-29-01 H. BYU 35-31  
10-19-02 A. UNLV 24-3  
10-25-03 H. BYU (OT) 27-20  
10-8-04 A. UNLV 24-20  
11-5-05 H. BYU 55-14  
10-21-06 A. BYU 52-7  
10-13-07 H. BYU 24-14  
10-25-08 A. BYU 42-35  
10-10-09 H. BYU 59-21  
11-6-10 A. BYU 55-7  
11-15-14 A. BYU 42-23  
11-10-17 H. BYU 31-21

## BRYANT (1-0)

9-2-23 H. UNLV 44-14

## CALIFORNIA (0-1)

9-10-22 A. CAL 20-14

## CAL LUTHERAN (0-2)

11-23-68 H. CL 17-13  
9-20-69 H. CL 26-0

## CAL POLY (1-1)

11-6-71 H. SLO 13-3  
10-30-76 H. UNLV 28-10

## CAL STATE FULLERTON (13-4)

10-22-70 A. UNLV 20-10  
10-21-72 H. CSF 30-20  
10-29-77 H. UNLV 24-21  
11-25-78 H. UNLV 24-7  
9-8-79 H. UNLV 35-14  
10-4-80 H. UNLV 36-17  
11-27-82 H. UNLV 42-23  
11-12-83 A. UNLV 13-0  
11-10-84 H. UNLV 26-20  
10-19-85 A. UNLV 10-6  
9-27-86 H. UNLV 40-23  
10-17-87 A. CSF 28-14  
9-17-88 H. CSF 20-10  
9-30-89 A. CSF 34-20  
10-6-90 H. UNLV 29-10  
10-12-91 A. UNLV 25-3  
11-28-92 H. UNLV 33-16

## CAL STATE LOS ANGELES (2-1)

10-17-70 H. CSLA 21-20  
9-23-72 H. UNLV 31-0  
9-15-73 H. UNLV 42-7

## CAL STATE NORTHRIDGE (0-1)

10-9-93 H. CSN 24-18

## CAL TECH (1-0)

10-26-68 H. UNLV 69-0

## CENTRAL ARKANSAS (1-0)

9-8-73 H. UNLV 38-6

## CENTRAL MICHIGAN (3-2)

9-18-93 H. UNLV 33-20  
9-10-94 A. CMU 35-23  
12-15-94 H. UNLV 52-24  
9-14-13 H. UNLV 31-21  
9-17-16 A. CMU 44-21

## CLEMSON (0-1)

9-4-93 A. CLEM 24-14

## COLORADO STATE (8-16-1)

10-21-78 H. UNLV 33-6  
11-17-79 H. TIE 21-21  
9-27-80 A. UNLV 56-15  
11-6-82 A. UNLV 36-31  
9-21-96 A. CSU 35-16  
11-1-97 H. CSU 45-19  
9-26-98 A. CSU 38-16  
11-27-99 H. CSU 35-17  
10-14-00 A. CSU 20-19  
10-20-01 H. CSU 26-24  
11-30-02 A. UNLV 36-33  
11-22-03 H. CSU 24-23  
11-13-04 A. CSU 45-10  
11-19-05 H. CSU 31-27  
10-7-06 A. CSU 28-7

10-20-07 H. CSU 48-23  
10-4-08 A. CSU 41-28  
22-7-09 H. UNLV 35-16  
10-16-10 A. CSU 43-10  
10-29-11 H. UNLV 38-35  
11-10-12 A. CSU 33-11  
11-14-15 A. CSU 49-35  
10-22-16 H. CSU 42-23  
11-2-19 A. CSU 37-17  
11-21-20 A. CANCELED  
10-21-23 H. UNLV 25-23

## COLORADO STATE-PUEBLO (1-0)

10-19-68 H. UNLV 25-21

## DELAWARE (0-1)

12-7-74 N. DEL 49-11

## EASTERN MICHIGAN (1-1)

9-3-94 H. UNLV 17-3  
9-16-95 A. EMU 51-6

## EASTERN WASHINGTON (0-1)

9-2-21 H. EWU 35-33(2 OT)

## FRESNO STATE (7-19)

11-3-79 A. UNLV 31-28  
9-13-80 H. UNLV 35-6  
11-7-81 A. FS 42-26  
11-20-82 H. FS 30-28  
11-5-83 A. UNLV 20-7  
11-24-84 H. UNLV 27-13  
9-14-85 A. FS 26-6  
10-6-86 H. FS 36-7  
10-31-87 A. FS 45-10  
11-12-88 H. FS 31-14  
10-28-89 A. FS 31-17  
11-3-90 H. FS 45-18  
10-26-91 A. FS 48-22  
10-26-96 H. FS 34-23  
10-25-97 A. FS 46-28  
10-19-13 A. FS 38-14  
10-10-14 H. UNLV (OT) 30-27  
10-16-15 A. FS 31-28  
10-1-16 H. UNLV 45-20  
10-28-17 A. UNLV 23-16  
11-3-18 H. FS 48-3  
10-18-19 A. FS 56-27  
11-7-20 H. FS 40-27  
9-24-21 A. FS 38-30  
11-11-22 H. FS 37-30  
10-28-23 A. FS 31-24

## HAWAII (14-19)

10-25-69 A. UH 57-19  
11-7-70 H. UH 28-21  
10-27-73 A. UH 31-29  
10-26-74 H. UNLV 33-8  
10-14-78 H. UNLV 30-20  
9-29-79 A. UNLV 48-31  
11-15-80 H. UH 24-19  
10-31-81 A. UH 57-21  
10-15-83 H. UH 23-0  
9-29-84 A. UH 16-12  
10-24-92 A. UH 55-25  
9-30-95 H. UH 58-30  
10-19-96 A. UH 38-28  
9-20-97 H. UNLV 25-15  
12-2-00 A. UNLV 34-32  
9-19-03 H. UNLV 33-22  
9-16-06 A. UH 42-13  
9-15-07 H. UH 49-14  
9-19-09 H. UNLV 34-33  
12-4-10 A. UH 59-21  
9-17-11 H. UNLV 40-20  
11-24-12 A. UH 48-10  
10-12-13 H. UNLV 39-37  
11-22-14 A. UH 37-35  
11-7-15 H. UNLV 41-21  
10-15-16 A. UNLV 41-38  
11-4-17 H. UNLV 31-23  
11-17-18 A. UH 35-28  
11-16-19 H. UH 21-7  
12-12-20 A. UH 38-21  
11-13-21 H. UNLV 27-13  
11-19-22 A. UH 31-25  
9-30-23 H. UNLV 44-20

## HIRAM SCOTT COLLEGE (1-0)

11-15-69 H. UNLV 36-28

## HOUSTON (0-3)

9-2-89 H. UH 69-0  
9-8-90 A. UH 37-9  
9-20-14 A. UH 47-14

## HOWARD (0-1)

9-2-17 H. HU 43-40

## IDAHO (4-4)

10-25-75 H. IDAHO 39-7  
11-5-77 A. UNLV 35-14  
10-7-78 H. UNLV 53-14  
9-17-94 H. IDAHO 48-38  
9-10-05 H. UNLV 34-31  
9-18-10 A. IDAHO 30-7  
9-24-16 H. IDAHO (OT) 33-30  
9-9-17 A. UNLV 44-16

## IDAHO STATE (7-2)

11-8-69 H. UNLV 35-31  
9-26-70 A. ISU 64-34  
11-23-74 H. UNLV 31-7  
9-20-75 A. ISU 15-7  
10-2-76 H. UNLV 31-17  
10-13-84 H. UNLV 33-20  
9-2-06 H. UNLV 54-10  
9-26-15 H. UNLV 80-8  
8-27-22 H. UNLV 52-21

## ILLINOIS STATE (1-0)

9-27-97 H. UNLV 41-6

## IOWA STATE (1-5)

9-23-95 A. ISU 57-30  
9-18-99 H. ISU 24-0  
9-9-00 A. ISU 37-22  
9-9-06 A. ISU 16-10  
9-20-08 H. UNLV (OT) 34-31  
9-18-21 H. ISU 48-3

## JACKSON STATE (2-0)

10-4-75 H. UNLV 39-2  
9-1-16 H. UNLV 63-13

## KANSAS (1-2)

9-7-02 H. UNLV 31-20  
9-6-03 A. KU 46-24  
12-26-23 N. KU 49-36

## KANSAS STATE (0-2)

9-25-93 A. KSU 36-20  
11-26-94 H. KSU 42-3

## LAMAR (0-0-1)

11-23-79 H. TIE 24-24

## LaVERNE (1-0)

9-27-69 H. UNLV 39-26

## LONG BEACH STATE (6-5)

9-26-81 H. UNLV 32-31  
11-13-82 A. LBSU 24-13  
11-19-83 H. LBSU 24-21  
10-6-84 A. UNLV 41-23  
9-28-85 H. LBSU 28-24  
11-22-86 A. UNLV 31-8  
11-7-87 H. UNLV 30-17  
11-26-88 A. UNLV 42-41  
11-4-89 H. UNLV 43-21  
11-17-90 A. LBSU 29-20  
10-5-91 H. LBSU 34-19

## LOUISIANA-LAFAYETTE (0-4)

10-26-85 H. USL 20-13  
9-12-87 A. USL 21-10  
11-20-93 H. USL 31-14  
11-5-94 A. USL 28-27

## LOUISIANA-MONROE (1-0)

10-6-73 H. UNLV 26-0

## LOUISIANA TECH (2-1)

11-6-93 A. UNLV 28-23  
10-8-94 H. UNLV 24-20  
10-6-12 A. LT 58-31

# ALL-TIME SERIES HISTORY



<b>MARSHALL (1-0)</b>		
9-21-73	H. UNLV	31-9
<b>MIAMI (FL) (0-1)</b>		
11-4-72	A. MIAMI	51-7
<b>MICHIGAN (0-2)</b>		
9-19-15	A. MICH	28-7
9-9-23	A. MICH	35-7
<b>MINNESOTA (0-2)</b>		
8-30-12	H. UM (3OT)	30-27
8-29-13	A. UM	23-51
<b>MISSISSIPPI (0-1)</b>		
10-28-00	A. UM (OT)	43-40
<b>MISSOURI SOUTHERN (1-1)</b>		
10-7-72	H. MSU	7-0
11-13-76	H. UNLV	28-3
<b>MISSOURI STATE (0-1)</b>		
9-1-90	H. MSU	31-24
<b>MONTANA (4-1)</b>		
9-28-74	H. UNLV	20-17
9-27-75	A. UM	21-20
9-11-76	H. UNLV	21-19
9-10-77	A. UNLV	15-13
10-28-78	H. UNLV	25-16
<b>MONTANA STATE (2-0)</b>		
11-14-70	H. UNLV	38-36
11-21-92	H. UNLV	36-7
<b>UNIVERSITY OF MEXICO (1-0)</b>		
11-27-71	H. UNLV	63-6
<b>NEBRASKA (0-1)</b>		
10-1-88	A. NEB	48-6
<b>NEBRASKA-OMAHA (2-0)</b>		
10-11-75	H. UNLV	35-6
10-16-76	H. UNLV	63-42
<b>NEVADA, RENO (21-28)</b>		
11-22-69	A. UNR	30-28
11-26-70	H. UNLV	42-30
11-20-71	A. UNLV	24-13
11-18-72	H. UNR	41-13
11-17-73	A. UNR	19-3
11-16-74	H. UNLV	28-7
11-22-75	A. UNLV	45-7
11-20-76	H. UNLV	49-33
11-19-77	A. UNLV	27-12
9-16-78	H. UNR	23-14
9-15-79	A. UNLV	26-21
9-3-83	H. UNLV	28-18
11-16-85	A. UNR	48-7
10-3-87	H. UNLV	24-19
11-11-89	A. UNR	45-7
10-20-90	H. UNR	26-14
9-7-91	A. UNR	50-8
10-17-92	H. UNR	14-10
10-23-93	A. UNR	49-14
11-19-94	H. UNLV	32-27
10-28-95	A. UNR	55-32
10-5-96	H. UNR	54-17
9-6-97	A. UNR	31-14
10-3-98	H. UNR	31-10
10-2-99	A. UNR	26-12
10-7-00	H. UNLV	38-7
10-6-01	A. UNLV	27-12
10-05-02	H. UNLV	21-17
10-4-03	A. UNLV	16-12
10-2-04	H. UNLV	48-13
9-17-05	A. UNR	22-14
9-30-06	H. UNR	31-3
9-29-07	A. UNR	27-20
9-27-08	H. UNR	49-27
10-3-09	A. UNR	63-28
10-2-10	H. UNR	44-26
10-8-11	A. UNR	37-0
10-13-12	H. UNR	42-37
10-26-13	A. UNLV	27-22
11-29-14	H. UNR	49-27
10-3-15	A. UNLV	23-17

11-26-16	H. UNR	45-10
11-25-17	A. UNR	23-16
11-24-18	H. UNLV	34-29
11-30-19	A. UNLV (OT)	33-30
10-31-20	H. UNR	37-19
10-29-21	A. UNR	51-20
11-26-22	H. UNLV	27-22
10-14-23	A. UNLV	45-27
<b>NEW MEXICO (14-12)</b>		
9-23-78	A. UNM	24-0
10-13-79	H. UNLV	28-20
11-1-80	A. UNLV	72-7
9-12-81	H. UNLV	49-42
9-18-82	A. UNM	49-21
9-21-91	A. UNLV	23-22
10-30-99	A. UNM	27-6
11-11-00	H. UNLV	18-14
11-10-01	A. UNM	27-17
10-12-02	H. UNM	25-16
11-1-03	A. UNLV	37-35
10-16-04	H. UNM	24-20
9-5-05	A. UNM	24-22
10-14-06	H. UNM (OT)	39-36
11-24-07	A. UNM	27-6
11-8-08	H. UNLV	27-20
10-24-09	A. UNLV	34-17
9-25-10	H. UNLV	45-10
11-12-11	A. UNM	21-14
11-3-12	H. UNLV	35-7
9-28-13	A. UNLV	56-42
11-1-14	H. UNM	31-28
11-17-17	A. UNLV	38-35
10-6-18	H. UNM	50-14
11-6-21	A. UNLV	31-17
9-30-22	H. UNLV	31-20
11-5-23	A. UNLV	56-14
<b>NEW MEXICO HIGHLANDS (2-0)</b>		
10-30-71	H. UNLV	55-31
11-2-74	H. UNLV	52-14
<b>NEW MEXICO STATE (9-3)</b>		
9-15-84	A. UNLV	28-21
10-31-85	H. UNLV	17-12
11-15-86	A. UNLV	58-42
11-14-87	A. UNLV	29-6
10-15-88	H. UNLV	28-20
9-23-89	H. UNLV	26-14
10-13-90	A. UNLV	24-20
11-16-91	H. UNLV	38-28
10-10-92	A. NMSU	40-10
10-30-93	H. NMSU	52-40
10-1-94	A. UNLV	31-27
11-18-95	H. NMSU	58-34
<b>NORTH DAKOTA (1-1-1)</b>		
11-13-71	H. TIE	17-17
11-11-72	H. ND	17-13
11-12-77	H. UNLV	38-14
<b>NORTH TEXAS (5-1)</b>		
11-1-86	H. UNLV	27-26
11-4-95	H. UNLV	34-24
9-2-99	A. UNLV	26-3
9-16-00	H. UNLV	38-0
1-1-14	N. UNT	36-14
9-17-2	H. UNLV	58-27
<b>NORTHERN ARIZONA (5-3)</b>		
11-16-71	A. NAU	20-7
11-10-73	H. UNLV	42-14
9-21-74	A. UNLV	31-14
11-1-75	H. UNLV	34-21
10-23-76	A. NAU	31-28
10-1-77	H. UNLV	20-16
9-19-92	H. UNLV	40-7
9-8-12	H. NAU	17-14
<b>NORTHERN COLORADO (2-0)</b>		
10-6-79	H. UNLV	35-31
9-6-14	H. UNLV	13-12
<b>NORTHERN ILLINOIS (0-5)</b>		
11-28-87	H. NIU	34-31
10-21-89	A. NIU	42-24
10-7-95	A. NIU	62-14

9-13-14	H. NIU	48-34
9-5-15	A. NIU	38-30
<b>NORTHERN IOWA (1-0)</b>		
9-13-75	H. UNLV	48-10
<b>NORTHWESTERN (0-3)</b>		
9-5-98	A. NW	41-7
9-7-01	H. NW	37-28
9-14-19	A. NW	30-14
<b>NOTRE DAME (0-1)</b>		
10-22-22	A. ND	44-21
<b>OHIO STATE (0-1)</b>		
9-23-17	A. OSU	54-21
<b>OHIO UNIVERSITY (1-0)</b>		
9-24-88	H. UNLV	26-18
<b>OREGON (0-2)</b>		
10-25-80	A. OU	32-9
9-26-92	A. OU	59-6
<b>OREGON STATE (3-2)</b>		
10-1-83	A. UNLV	35-21
9-15-90	A. UNLV	45-20
9-14-91	H. UNLV	23-9
10-14-02	A. OSU	47-17
9-12-09	H. OSU	23-21
<b>OREGON TECH (1-0)</b>		
10-3-70	H. UNLV	56-0
<b>PACIFIC (8-4)</b>		
10-9-76	A. UOP	38-13
10-2-82	A. UOP	29-27
9-17-83	H. UNLV	28-7
10-20-84	A. UNLV	35-21
10-12-85	H. UNLV	24-14
10-11-86	A. UOP	21-15
11-21-87	H. UNLV	30-24
10-8-88	A. UNLV	30-16
10-7-89	H. UNLV	30-7
9-29-90	A. UNLV	37-28
11-23-91	H. UOP	44-23
10-3-92	A. UNLV	21-17
<b>PORTLAND STATE (1-0)</b>		
9-13-86	H. UNLV	51-14
<b>PRAIRIE VIEW A&amp;M (2-0)</b>		
10-12-74	H. UNLV	63-28
9-15-18	H. UNLV	46-17
<b>RICE (0-2)</b>		
9-2-95	A. RICE	38-0
11-14-98	A. RICE	38-16
<b>SACRAMENTO STATE (1-0)</b>		
9-5-09	H. UNLV	38-3
<b>SAINT MARY'S (1-0)</b>		
9-14-68	H. UNLV	27-20
<b>SAN DIEGO STATE (10-22)</b>		
10-22-77	A. SDSU	31-7
10-11-80	A. UNLV	28-17
11-14-81	H. SDSU	38-20
9-25-82	A. SDSU	26-23
10-27-83	H. UNLV	28-10
11-3-84	A. UNLV	30-14
11-16-96	H. UNLV	44-42
10-18-97	A. SDSU (OT)	20-17
11-20-99	H. SDSU	37-7
11-25-00	A. UNLV	31-24
10-13-01	H. UNLV	31-3
10-26-02	A. SDSU	31-21
11-8-03	H. SDSU	7-0
11-20-04	A. SDSU	21-3
10-8-05	H. UNLV	13-10
11-11-06	A. SDSU	21-7
11-10-07	H. SDSU	38-30
11-22-08	A. SDSU	42-21
11-28-09	H. UNLV	28-24
11-27-10	A. SDSU	48-14
11-26-11	H. SDSU	31-14

10-27-12	A. SDSU	24-13
11-30-13	H. UNLV	45-19
9-27-14	A. SDSU	24-17
11-21-15	H. SDSU	52-14
10-8-16	A. SDSU	26-7
10-7-17	H. SDSU	41-10
11-10-18	A. UNLV	27-24
10-26-19	H. SDSU	20-17
10-24-20	A. SDSU	34-6
11-19-21	H. SDSU	28-20
11-5-22	A. SDSU	14-10
<b>SAN FRANCISCO (1-0)</b>		
9-28-68	A. UNLV	23-7
<b>SAN JOSE STATE (7-20-1)</b>		
9-5-81	A. UNLV	16-6
10-30-82	H. SJSU	48-14
9-10-83	A. SJSU	31-26
9-8-84	H. UNLV	30-15
11-23-85	A. TIE	16-16
10-18-86	H. SJSU	23-20
10-24-87	A. SJSU	48-24
11-19-88	H. SJSU	42-0
11-25-89	A. SJSU	38-28
9-22-90	H. SJSU	47-13
11-2-91	A. SJSU	55-12
10-31-92	H. UNLV	35-31
11-13-93	A. UNLV	28-14
10-29-94	H. UNLV	23-10
10-14-95	A. SJSU	52-14
11-23-96	A. SJSU	31-28
11-22-97	H. SJSU (OT)	55-48
11-2-13	H. SJSU	34-24
10-4-14	A. SJSU	33-10
10-10-15	H. SJSU (OT)	33-27
10-29-16	A. SJSU	30-24
9-30-17	H. UNLV	41-13
10-27-18	A. SJSU	50-37
11-22-19	H. UNLV	38-35
11-14-20	A. SJSU	34-17
10-21-21	H. SJSU	27-20
10-7-22	A. SJSU	40-7
11-25-23	H. SJSU	37-31
<b>SANTA CLARA (4-2)</b>		
10-11-69	H. SC	26-13
10-31-70	A. UNLV	35-25
10-9-71	H. UNLV	23-14
10-14-72	A. SC	28-14
11-3-73	A. UNLV	31-15
10-5-74	H. UNLV	51-19
<b>SOUTH DAKOTA (1-0)</b>		
9-18-76	H. UNLV	28-26
<b>SOUTH DAKOTA STATE (2-0)</b>		
11-9-74	H. UNLV	24-21
11-8-75	H. UNLV	38-23
<b>SOUTHERN CALIFORNIA (0-2)</b>		
10-4-97	A. USC	35-21
9-1-18	A. USC	43-21
<b>SOUTHERN METHODIST (0-2)</b>		
12-1-84	H. SMU	38-21
10-24-98	A. SMU	10-7
<b>SOUTHERN UTAH (4-1)</b>		
11-2-68	H. UNLV	26-17
10-4-69	A. UNLV	30-12
9-19-70	H. UNLV	28-6
9-24-11	H. SUU	41-16
8-31-19	H. UNLV	56-23
<b>TCU (1-9)</b>		
11-2-96	A. TCU	42-34
10-11-97	H. UNLV	21-19
11-21-98	H. TCU	41-18
11-12-05	A. TCU	51-3
11-4-06	H. TCU	25-10
11-17-07	A. TCU	34-10
11-1-08	H. TCU	44-14
10-31-09	A. TCU	41-0
10-30-10	H. TCU	48-6
12-3-11	A. TCU	56-9



# ALL-TIME SERIES HISTORY

**TENNESSEE (0-2)**

8-31-96	A	UT	62-3
9-5-04	A	UT	42-17

**TENNESSEE STATE (1-0)**

11-9-79	H	UNLV	36-28
---------	---	------	-------

**TENNESSEE TECH (1-0)**

9-7-85	H	UNLV	35-7
--------	---	------	------

**TOLEDO (2-1)**

12-15-84	N	UNLV	30-13
10-21-02	A	TOL	38-21
8-29-03	H	UNLV	28-18

**TROY (1-0)**

9-17-77	H	UNLV	35-28
---------	---	------	-------

**TULSA (0-3)**

10-29-88	H	TULSA	33-7
10-15-94	A	TULSA	44-22
10-31-98	H	TULSA	20-16

**UC RIVERSIDE (1-2)**

11-1-69	H	UNLV	36-6
10-10-70	A	UCR	21-19
9-30-72	H	UCR	14-7

**UC SAN DIEGO (1-0)**

11-16-68	H	UNLV	27-6
----------	---	------	------

**UCLA (0-2)**

9-12-15	H	UCLA	37-3
9-10-16	A	UCLA	42-21

**UTAH (2-14)**

10-20-79	H	UNLV	43-41
9-20-80	A	UTAH	45-29
10-24-81	H	UTAH	69-28
10-16-82	A	UTAH	24-14
9-25-99	H	UTAH	52-14
11-4-00	A	UTAH	38-16
11-3-01	H	UTAH	42-14
11-09-02	A	UTAH	28-17

10-18-03	H	UTAH	28-10
10-23-04	A	UTAH	63-28
10-22-05	H	UTAH	42-32
10-28-06	A	UTAH	45-23
9-22-07	H	UNLV	27-0
9-6-08	A	UTAH	42-21
10-17-09	H	UTAH	35-15
9-11-10	A	UTAH	38-10

**UTAH STATE (8-18)**

9-25-71	A	USU	27-7
9-29-73	H	USU	7-3
10-22-83	H	UNLV	28-10
11-17-84	A	UNLV	36-20
10-5-85	H	UNLV	14-7
10-25-86	A	USU	7-6
10-10-87	H	UNLV	28-27
11-5-88	A	USU	17-10
11-18-89	H	USU	27-22
10-27-90	A	USU	31-6
11-9-91	H	USU	27-14
11-7-92	A	USU	48-8
10-23-93	H	USU	33-26
9-24-94	A	UNLV	23-21
11-11-95	H	USU	42-0
9-25-04	H	USU	31-21
9-24-05	A	USU	31-24
8-30-07	A	UNLV	23-16
8-30-08	H	UNLV	27-17
9-29-12	A	USU	35-13
11-9-13	H	USU	28-24
10-25-14	A	USU	34-20
10-21-17	H	USU	52-28
10-13-18	A	USU	59-28
10-16-21	H	USU	28-24
9-24-22	A	UNLV	34-24

**UTAH STATE (8-18)**

11-18-78	H	UNLV	27-0
9-22-79	A	UTEP	17-15
10-18-80	H	UNLV	53-14
11-28-81	A	UNLV	27-20
10-9-82	H	UNLV	28-21
9-12-92	H	UNLV	19-17

**UTEP (7-2)**

11-18-78	H	UNLV	27-0
9-22-79	A	UTEP	17-15
10-18-80	H	UNLV	53-14
11-28-81	A	UNLV	27-20
10-9-82	H	UNLV	28-21
9-12-92	H	UNLV	19-17

**UTEP (7-2)**

9-11-93	A	UTEP	41-24
9-8-18	H	UNLV	52-24
9-23-23	A	UNLV	45-28

**UTSA (0-1)**

10-2-21	A	UTSA	24-17
---------	---	------	-------

**VANDERBILT (2-0)**

10-12-19	A	UNLV	34-10
9-16-23	H	UNLV	40-37

**WASHINGTON STATE (0-6)**

9-9-78	A	WSU	34-7
9-24-83	A	WSU	41-28
9-6-86	A	WSU	34-14
9-28-91	H	WSU	40-13
9-10-11	A	WSU	59-7
9-14-12	H	WSU	35-27

**WEBER STATE (5-2)**

10-23-71	H	WS	30-17
10-28-72	A	WS	30-0
9-14-74	A	UNLV	28-10
11-15-75	H	UNLV	38-14
9-25-76	A	UNLV	33-16
10-15-77	H	UNLV	26-13
9-9-89	H	UNLV	16-12

**WEST TEXAS A&M (0-1)**

9-19-81	H	WTSU	21-17
---------	---	------	-------

**WEST VIRGINIA (0-1)**

10-9-10	A	WVU	49-10
---------	---	-----	-------

**WESTERN ILLINOIS (2-1)**

9-9-72	H	WIU	35-28
10-8-77	H	UNLV	59-29
9-21-13	H	UNLV	38-7

**WESTMINSTER (1-0)**

10-5-68	H	UNLV	27-7
---------	---	------	------

**WICHITA STATE (1-0)**

9-22-84	H	UNLV	38-21
---------	---	------	-------

**WISCONSIN (2-8)**

9-21-85	A	UW	26-23
9-20-86	H	UNLV	17-7
9-14-96	H	UW	52-17
9-19-98	A	UW	52-7
8-31-02	H	UW	27-7
9-13-03	A	UNLV	23-5
9-11-04	A	UW	18-3
9-8-07	H	UW	20-13
9-4-10	H	UW	41-21
9-1-11	A	UW	51-17

**WISCONSIN-MILWAUKEE (1-0)**

10-20-73	H	UNLV	35-24
----------	---	------	-------

**WYOMING (12-14)**


11-11-78	H	UNLV	12-10
10-27-79	A	UNLV	28-24
11-8-80	H	UNLV	33-26
10-3-81	A	WYO	45-21
9-28-86	H	WYO	33-21
11-8-97	A	WYO	35-23
10-17-98	H	WYO	(OT) 28-25
10-9-99	A	UNLV	35-32
10-21-00	H	UNLV	42-23
10-27-01	A	UNLV	47-26
11-02-02	H	UNLV	(OT) 49-48
8-31-03	A	UNLV	35-24
11-6-04	H	WYO	(3OT) 53-45
10-1-05	A	WYO	42-17
11-18-06	H	WYO	34-26
10-27-07	A	WYO	29-24
11-13-08	H	UNLV	22-14
9-26-09	A	WYO	30-27
11-13-10	H	UNLV	42-16
10-15-11	A	WYO	41-14
11-17-12	H	WYO	28-23
11-28-15	A	WYO	35-28
11-12-16	H	UNLV	(3OT) 69-66
9-28-19	A	WYO	53-17
11-27-20	H	WYO	45-14
11-10-23	H	UNLV	34-14

**AMERICAN ATHLETIC**  
(5-7, 417)



North Texas	5-1
Rice	0-2
Tulsa	0-3
UTSA	0-1

**ATLANTIC COAST**  
(0-5, 000)




California	0-1
Clemson	0-1
Miami (FL)	0-1
SMU	0-2

**BIG 12**  
(10-59, 149)



Arizona	0-3
Arizona State	1-1
Baylor	1-2
BYU	3-17
Houston	0-3
Iowa State	1-5
Kansas	1-2
Kansas State	0-2
TCU	1-9
Utah	2-14
West Virginia	0-1

**BIG SKY**  
(37-16-1, 694)




Cal Poly	1-1
Eastern Washington	0-1
Idaho	4-4
Idaho State	7-2
Montana	4-1

## RECORDS vs. CURRENT CONFERENCES

Montana State	2-0
North Dakota	1-1-1
Northern Arizona	5-3
Northern Colorado	2-0
Portland State	1-0
Sacramento State	1-0
Southern Utah	4-1
Weber State	5-2

**BIG TEN**  
(2-23, 080)



Michigan	0-2
Minnesota	0-2
Nebraska	0-1
Northwestern	0-3
Ohio State	0-1
Oregon	0-2
Southern California	0-2
UCLA	0-2
Wisconsin	2-8

**COLONIAL ATHLETIC ASSOCIATION**  
(1-1, 500)



Bryant	1-0
Delaware	0-1

**CONFERENCE USA**  
(9-3, 727)



Louisiana Tech	2-1
UTEP	7-2

**FBS INDEPENDENTS**  
(9-4, 692)


New Mexico State	9-3
Notre Dame	0-1

**MID-EASTERN ATHLETIC**  
(0-1, 000)




Howard	0-1
--------	-----

**MISSOURI VALLEY**  
(4-2, 667)




Illinois State	1-0
Northern Iowa	1-0
Missouri State	0-1
Western Illinois	2-1

**MID-AMERICAN**  
(7-10, 412)



Akron	0-1
Central Michigan	3-2
Eastern Michigan	1-1
Northern Illinois	0-5
Ohio University	1-0
Toledo	2-1

**MOUNTAIN WEST**  
(111-196-2, 365)



Air Force	7-18
Boise State	3-9
Colorado State	7-17-1
Fresno State	7-19
Hawai'i	14-19
UNR	21-28


New Mexico	15-12
San Diego State	10-22
San Jose State	7-20-1
Utah State	8-18
Wyoming	12-14

**OHIO VALLEY**  
(2-0, 1,000)



Tennessee State	1-0
Tennessee Tech	1-0

**PACIFIC-12**  
(3-8, 273)



Oregon State	3-2
Washington State	0-6

**SOUTHEASTERN**  
(3-4, 429)




Arkansas	1-1
Ole Miss	0-1
Tennessee	0-2
Vanderbilt	2-0

**SOUTHWESTERN ATHLETIC**  
(5-0, 1,000)



Alcorn State	1-0
Jackson State	2-0
Prairie View A&M	2-0

**SUN BELT**  
(3-6, 333)



Arkansas State	1-2
Louisiana	0-4
Louisiana-Monroe	1-0
Marshall	1-0

# ALL-TIME RESULTS



## BILL IRELAND (1968-72)

A pioneer in Rebel Athletics, Bill Ireland was UNLV's first football coach and helped shape the school's entire athletic department. After posting four winning seasons in his five years on the field, including an 8-1 record in his first campaign, Ireland stepped down to serve as UNLV's Director of Athletics from 1973-1980. He went on to serve as the executive director of the UNLV Hall of Fame and as an executive consultant for the Las Vegas Bowl. Ireland passed away July 31, 2007, at the age of 80.

Seasons	W	L	T	PCT
5	26	23	1	.530

### 1968 (8-1) — Coach: Bill Ireland Home: 6-1 • Road: 2-0

Sep. 14	ST. MARY'S	W	27-20
Sep. 21	at Azusa Pacific	W	29-8
Sep. 28	at San Francisco	W	23-7
Oct. 5	WESTMINSTER	W	27-7
Oct. 19	SOUTHERN COLORADO (HC)	W	25-21
Oct. 26	CAL TECH	W	69-0
Nov. 2	SOUTHERN UTAH STATE	W	26-17
Nov. 16	UC SAN DIEGO	W	27-6
Nov. 23	CAL LUTHERAN	L	13-17
			266-103

### 1969 (6-4) — Coach: Bill Ireland Home: 4-2 • Road: 2-2

Sep. 20	CAL LUTHERAN	L	0-26
Sep. 27	LaVERNE	W	39-26
Oct. 4	at Southern Utah State	W	30-12
Oct. 11	SANTA CLARA	L	13-26
Oct. 18	at Azusa Pacific	W	35-13
Oct. 25	at Hawaii	L	19-57
Nov. 1	UC RIVERSIDE (HC)	W	36-6
Nov. 8	IDAHO STATE	W	35-31
Nov. 15	HIRAM SCOTT COLLEGE	W	36-28
Nov. 22	at UNR	L	28-30
			271-255

### 1970 (6-4) — Coach: Bill Ireland Home: 4-2 • Road: 2-2

Sep. 19	SOUTHERN UTAH STATE	W	28-6
Sep. 26	at Idaho State	L	34-64
Oct. 3	OREGON TECH	W	56-0
Oct. 10	at UC Riverside	L	19-21
Oct. 17	CAL STATE LOS ANGELES	L	20-21
Oct. 22	at Cal State Fullerton	W	20-10
Oct. 31	at Santa Clara	W	35-25
Nov. 7	HAWAII	L	21-28
Nov. 14	MONTANA STATE	W	38-36
Nov. 26	UNR (HC)	W	42-30
			317-241

### 1971 (5-4-1) — Coach: Bill Ireland Home: 4-2-1 • Road: 1-2

Sep. 18	ADAMS STATE COLLEGE	W	38-0	6,200
Sep. 25	at Utah State	L	7-27	10,640
Oct. 9	SANTA CLARA	W	23-14	6,000
Oct. 16	at Northern Arizona	L	7-20	4,500
Oct. 23	WEBER STATE	L	17-30	10,200
Oct. 30	NEW MEXICO HIGHLANDS (HC)	W	55-31	5,500
Nov. 6	CAL POLY-SLO	L	3-13	5,000
Nov. 13	NORTH DAKOTA	T	17-17	7,600
Nov. 20	at UNR	W	24-13	5,200
Nov. 27	NATIONAL UNIV. OF MEXICO	W	63-6	5,500
			254-171	66,340



UNLV's first network TV appearance came on ABC during the NCAA semifinals in 1974's Grantland Rice Bowl.

### 1972 (1-10) — Coach: Bill Ireland Home: 1-6 • Road: 0-4

Sep. 9	WESTERN ILLINOIS	L	28-35	8,800
Sep. 16	at Boise State	L	16-36	14,000
Sep. 23	CAL STATE LOS ANGELES	W	31-0	6,245
Sep. 30	UC RIVERSIDE	L	7-14	6,180
Oct. 7	MISSOURI SOUTHERN	L	0-7	5,124
Oct. 14	at Santa Clara	L	14-28	4,265
Oct. 21	CAL STATE FULLERTON	L	20-30	5,980
Oct. 28	at Weber State	L	0-30	6,723
Nov. 4	at Miami (Fla.)	L	7-51	24,387
Nov. 11	NORTH DAKOTA	L	13-17	3,298
Nov. 18	UNR (HC)	L	13-41	5,186
			149-289	90,188



## RON MEYER (1973-75)

The owner of the best career winning percentage among UNLV coaches, Ron Meyer led the Rebels to the 1974 NCAA Division II playoffs after an undefeated regular season. After three straight winning campaigns, Meyer left for SMU then an NFL coaching career that included stops in New England and Indianapolis. Meyer spent a season as head coach of the CFL's Las Vegas Posse in 1994 and led the Chicago XFL franchise in 2001. He passed away at the age 76 in 2017.

Seasons	W	L	T	PCT
3	27	8	0	.771

### 1973 (8-3) — Coach: Ron Meyer Home: 7-1 • Road: 1-2

Sep. 8	ST. COLLEGE OF ARKANSAS	W	38-6	7,854
Sep. 15	CAL STATE LOS ANGELES	W	42-7	7,023
Sep. 21	MARSHALL	W	31-9	9,186
Sep. 29	UTAH STATE	L	3-7	12,486
Oct. 6	NORTHEAST LOUISIANA	W	26-0	8,623
Oct. 13	BOISE STATE	W	24-19	12,642
Oct. 20	WISCONSIN-MILWAUKEE (HC)	W	35-24	11,738
Oct. 27	at Hawaii	L	29-31	23,011
Nov. 3	at Santa Clara	W	31-15	6,310
Nov. 10	NORTHERN ARIZONA	W	42-14	12,124
Nov. 17	at UNR	L	3-19	7,014
			304-151	118,011

### 1974 (12-1) — Coach: Ron Meyer Home: 10-0 • Road: 2-0 • Neutral: 0-1

Sep. 14	at Weber State	W	28-10	11,013
Sep. 21	at Northern Arizona	W	31-14	7,800
Sep. 28	MONTANA	W	20-17	11,524
Oct. 5	SANTA CLARA	W	51-19	11,112
Oct. 12	PRAIRIE VIEW A&M	W	63-28	8,915
Oct. 19	BOISE STATE	W	37-35	(SO) 18,631
Oct. 26	HAWAII	W	33-8	15,418
Nov. 2	NEW MEXICO HIGHLANDS	W	52-14	5,587
Nov. 9	SOUTH DAKOTA STATE	W	24-21	9,672
Nov. 16	UNR (HC)	W	28-7	(SO) 17,119
Nov. 23	IDAHO STATE	W	31-7	8,654
Nov. 30	ALCORN STATE+	W	35-22	12,689
Dec. 7	Delaware*	L	11-49	10,000
			444-251	#125,445

+NCAA Division II Playoffs  
\*Grantland Rice Bowl at Baton Rouge, LA  
#Does not include NCAA Playoffs

### 1975 (7-4) — Coach: Ron Meyer Home: 6-1 • Road: 1-3

Sep. 13	NORTHERN IOWA	W	48-10	13,885
Sep. 20	at Idaho State	L	7-15	10,510
Sep. 27	at Montana	L	20-21	7,800
Oct. 4	JACKSON STATE	W	39-2	15,178
Oct. 11	NEBRASKA-OMAHA	W	35-6	13,924
Oct. 18	at Boise State	L	21-34	20,000
Oct. 25	IDAHO (HC)	L	7-39	12,451
Nov. 1	NORTHERN ARIZONA	W	34-21	9,048
Nov. 8	SOUTH DAKOTA STATE	W	38-23	10,085
Nov. 15	WEBER STATE	W	38-14	9,530
Nov. 22	at UNR	W	45-7	5,800
			332-192	128,211



## TONY KNAP (1976-81)

Serving longest as the head man for the Rebels, Tony Knap came to UNLV from Boise State in 1976. In his six seasons, Knap led the Rebels to an NCAA Division II playoff appearance in 1976, a move to the Division I level in 1978 and a stunning road upset of No. 8 Brigham Young in 1981, perhaps the greatest game in school history. Still the winningest coach in UNLV history, Knap retired to his home state of Washington where he passed away in 2011.

Seasons	W	L	T	PCT
6	47	20	2	.696

### 1976 (9-3) — Coach: Tony Knap Home: 8-0 • Road: 1-3

Sep. 11	MONTANA	W	21-19	13,848
Sep. 18	SOUTH DAKOTA	W	28-26	13,031
Sep. 25	at Weber State	W	33-16	13,602
Oct. 2	IDAHO STATE	W	31-17	13,702
Oct. 9	at Pacific	L	13-38	9,327
Oct. 16	NEBRASKA-OMAHA	W	63-42	13,213
Oct. 23	at Northern Arizona	L	28-31	6,860
Oct. 30	CAL POLY-SLO	W	28-10	11,138
Nov. 6	BOISE STATE	W	31-26	14,066
Nov. 13	MISSOURI SOUTHERN	W	28-3	11,320
Nov. 20	UNR (HC)	W	49-33	14,270
Nov. 27	at Akron+	L	6-27	6,562
			359-288	140,939

+NCAA Division II Playoffs

### 1977 (9-2) — Coach: Tony Knap Home: 6-0 • Road: 3-2

Sep. 10	at Montana	W	15-13	6,500
Sep. 17	TROY STATE	W	35-28	13,424
Sep. 24	at Boise State	L	14-45	20,575
Oct. 1	NORTHERN ARIZONA	W	20-16	13,497
Oct. 8	WESTERN ILLINOIS	W	59-29	11,798
Oct. 15	WEBER STATE	W	26-13	13,918
Oct. 22	at San Diego State	L	7-31	39,109
Oct. 29	CAL STATE FULLERTON	W	24-21	11,663
Nov. 5	at Idaho	W	35-14	7,400
Nov. 12	NORTH DAKOTA (HC)	W	38-14	(SO) 17,238
Nov. 19	at UNR	W	27-12	10,412
			300-236	165,534

### 1978 (7-4)\* — Coach: Tony Knap Home: 6-1 • Road: 1-2 • Neutral: 0-1

Sep. 9	at Washington State	L	7-34	25,250
Sep. 16	UNR	L	14-23	20,910
Sep. 23	at New Mexico	L	0-24	17,291
Oct. 7	IDAHO	W	53-14	18,944
Oct. 14	HAWAII	W	30-20	17,010
Oct. 21	at Colorado State	W	33-6	21,585
Oct. 28	MONTANA	W	25-16	17,058
Nov. 11	WYOMING	W	12-10	18,374
Nov. 18	UTEP (HC)	W	27-0	15,610
Nov. 25	CAL STATE FULLERTON	W	24-7	14,896
Dec. 2	BYU+	L	24-28	27,500



## 1979 (9-1-2) — Coach: Tony Knap Home: 5-0-2 • Road: 4-1

Sep. 8	CAL STATE FULLERTON	W 35-14	20,881
Sep. 15	at UNR	W 26-21	12,751
Sep. 22	at UTEP	L 15-17	27,400
Sep. 29	at Hawaii	W 48-31	44,143
Oct. 6	NORTHERN COLORADO	W 35-31	20,925
Oct. 13	NEW MEXICO (HC)	W 28-20	22,201
Oct. 20	UTAH	W 43-41	24,782
Oct. 27	at Wyoming	W 28-24	13,637
Nov. 3	at Fresno State	W 31-28	8,143
Nov. 9	TENNESSEE STATE	W 36-28	26,431
Nov. 17	COLORADO STATE	T 21-21	24,607
Nov. 23	LAMAR	T 24-24	19,818
		370-300	265,719

## 1980 (7-4) — Coach: Tony Knap Home: 4-2 • Road: 3-2


Sep. 13	FRESNO STATE	W 35-6	19,085
Sep. 20	at Utah	L 29-45	23,645
Sep. 27	at Colorado State	W 56-15	25,972
Oct. 4	CAL STATE FULLERTON	W 36-17	21,974
Oct. 11	at San Diego State	W 28-17	28,212
Oct. 18	UTEP	W 53-14	20,552
Oct. 25	at Oregon	L 9-32	31,651
Nov. 1	at New Mexico	W 72-7	14,250
Nov. 8	WYOMING (HC)	W 33-26	20,277
Nov. 15	HAWAII	L 19-24	27,239
Nov. 29	BYU (No.12/13)	L 14-54	31,406
		384-257	264,263

## 1981 (6-6) — Coach: Tony Knap Home: 3-3 • Road: 3-3

Sep. 5	at San Jose State	W 16-6	17,112
Sep. 12	NEW MEXICO	W 49-42	25,605
Sep. 19	WEST TEXAS STATE	L 17-21	24,560
Sep. 26	LONG BEACH STATE	W 32-31	25,080
Oct. 3	at Wyoming	L 21-45	23,793
Oct. 10	at BYU (No. 8/8)	W 45-41	39,852
Oct. 24	UTAH	L 28-69	27,883
Oct. 31	at Hawaii	L 21-57	46,153
Nov. 7	at Fresno State	L 26-42	16,241
Nov. 14	SAN DIEGO STATE (HC)	L 20-38	23,090
Nov. 21	AIR FORCE	W 24-21	22,574
Nov. 28	at UTEP	W 27-20	3,214
		326-433	295,157



Future ESPN star Kenny Mayne was a senior quarterback for the Rebels in 1981.



Named Las Vegas Stadium when it opened in 1971, the Rebels' Sam Boyd Stadium lacked neighbors.



## HARVEY HYDE (1982-85)

Leading the Rebels into conference play for the first time was four-year coach Harvey Hyde. Then called the Pacific Coast Athletic Association, the Big West welcomed UNLV in 1982. Hyde also led the Rebels to their first bowl appearance when

UNLV downed Toledo 30-12 in the 1984 California Bowl. Hyde is currently a sports radio personality in both Las Vegas and Southern California.

Seasons	W	L	T	PCT
4	26	19	1	.576

## 1982 (3-8/1-5 BWC/6th) — Coach: Harvey Hyde Home: 2-3 • Road: 1-5

Sep. 2	BYU (No. RV/19)	L 0-27	26,769
Sep. 18	at New Mexico	L 21-49	20,197
Sep. 25	at San Diego State	L 23-26	24,207
Oct. 2	at Pacific*	L 27-29	9,500
Oct. 9	UTEP	W 28-21	17,289
Oct. 16	at Utah*	L 14-24	26,182
Oct. 30	SAN JOSE STATE* (HC)	L 14-48	13,487
Nov. 6	at Colorado State	W 36-31	19,108
Nov. 13	at Long Beach State*	L 13-24	4,660
Nov. 20	FRESNO STATE*	L 28-30	15,528
Nov. 27	CAL STATE FULLERTON*	W 42-23	12,923
		246-332	189,850

\*Big West Conference games

## 1983 (7-4/4-2 BWC/2nd) — Coach: Harvey Hyde Home: 4-2 • Road: 3-2

Sep. 3	UNR	W 28-18	16,168
Sep. 10	at San Jose State*	L 26-31	15,127
Sep. 17	PACIFIC*	W 28-7	16,146
Sep. 24	at Washington State	L 28-41	16,500
Oct. 1	at Oregon State	W 35-21	26,500
Oct. 15	HAWAII	L 0-23	16,520
Oct. 22	UTAH STATE* (HC)	W 28-10	12,300
Oct. 27	SAN DIEGO STATE	W 28-10	14,275
Nov. 5	at Fresno State*	W 20-7	24,054
Nov. 12	at Cal State Fullerton*	W 13-0	5,000
Nov. 19	LONG BEACH STATE*	L 21-24	17,955
		255-192	180,545

\*Big West Conference games

## 1984 (#11-2/7-0 BWC/1st) — Coach: Harvey Hyde Home: 5-1 • Road: 5-1 • Neutral: 1-0

Sep. 8	SAN JOSE STATE*	W 30-15	21,360
Sep. 15	at New Mexico State*	W 28-21	15,587
Sep. 22	WICHITA STATE	W 38-21	17,481
Sep. 29	at Hawaii	L 12-16	41,904
Oct. 6	at Long Beach State*	W 41-23	7,216
Oct. 13	IDAHO STATE	W 33-20	17,755
Oct. 20	at Pacific*	W 35-21	17,500
Nov. 3	at San Diego State	W 30-14	16,883
Nov. 10	CS FULLERTON* (No. RV/20) (HC)	W 26-20	25,678
Nov. 17	at Utah State*	W 36-20	6,279
Nov. 24	FRESNO STATE*	W 27-13	12,155
Dec. 1	SMU (No. 10/10)	L 21-38	23,639
Dec. 15	Toledo+	W 30-13	21,741
		387-255	245,178

\*Big West Conference games

+California Bowl at Fresno, CA

#Victories later forfeited by rule of conference but recognized by NCAA

## 1985 (5-5-1/4-2-1 BWC/3rd) — Coach: Harvey Hyde Home: 4-2 • Road: 1-3-1

Sep. 7	TENNESSEE TECH	W 35-7	22,123
Sep. 14	at Fresno State*	L 6-26	33,754
Sep. 21	at Wisconsin	L 23-26	68,123
Sep. 28	LONG BEACH STATE*	L 24-28	21,816
Oct. 5	UTAH STATE*	W 14-7	16,002
Oct. 12	PACIFIC*	W 24-14	19,970
Oct. 19	at Cal State Fullerton*	W 10-6	8,110
Oct. 26	SOUTHWESTERN LA. (HC)	L 13-20	16,269
Oct. 31	NEW MEXICO STATE*	W 17-12	16,263
Nov. 16	at UNR	L 7-48	13,417
Nov. 23	at San Jose State*	T 16-16	16,233
		189-210	252,080



## WAYNE NUNNELLY (1986-89)

A UNLV running back in 1971-72 under Coach Bill Ireland, Wayne Nunnelly is the only former Rebel player to become a head coach at the school and went on to post a winning season in his first year at the helm. Nunnelly built a long career as a highly respected NFL assistant. He retired from the Denver Broncos in 2012 and passed away in 2021.

Seasons	W	L	T	PCT
4	19	25	0	.432

## 1986 (6-5/3-4 BWC/T4th) — Coach: Wayne Nunnelly Home: 4-2 • Road: 2-3

Sep. 6	at Washington State	L 14-34	17,000
Sep. 13	PORTLAND STATE	W 51-14	12,561
Sep. 20	WISCONSIN	W 17-7	(SO) 32,207
Sep. 27	CAL STATE FULLERTON*	W 40-23	20,101
Oct. 11	at Pacific*	L 15-21	11,500
Oct. 18	SAN JOSE STATE* (HC)	L 20-23	17,522
Oct. 25	at Utah State*	L 6-7	11,270
Nov. 1	NORTH TEXAS STATE	W 27-26	12,131
Nov. 6	FRESNO STATE*	L 7-36	8,940
Nov. 15	at New Mexico State*	W 58-42	9,283
Nov. 22	at Long Beach State*	W 31-8	5,197
		286-241	157,712

\*Big West Conference games

## 1987 (5-6/4-3 BWC/T2nd) — Coach: Wayne Nunnelly Home: 4-2 • Road: 1-4

Sep. 12	at Southwestern Louisiana	L 10-21	16,241
Sep. 19	BAYLOR	L 14-21	27,128
Oct. 3	UNR	W 24-19	25,584
Oct. 10	UTAH STATE*	W 28-27	23,363
Oct. 17	at Cal State Fullerton*	L 14-28	6,019
Oct. 24	at San Jose State*	L 24-48	20,108
Oct. 31	at Fresno State*	L 10-45	31,595
Nov. 7	LONG BEACH STATE* (HC)	W 30-17	16,071
Nov. 14	at New Mexico State*	W 29-6	4,219
Nov. 21	PACIFIC*	W 30-24	14,500
Nov. 28	NORTHERN ILLINOIS	L 31-34	14,650
		244-290	199,478

\*Big West Conference games

## 1988 (4-7/3-4 BWC/T5th) — Coach: Wayne Nunnelly Home: 2-4 • Road: 2-3

Sep. 3	at Baylor	L 3-27	25,610
Sep. 17	CAL STATE FULLERTON*	L 10-20	18,865
Sep. 24	OHIO UNIVERSITY	W 26-18	16,266
Oct. 1	at Nebraska (No. 9/9)	L 6-48	76,398
Oct. 8	at Pacific*	W 30-16	6,233
Oct. 15	NEW MEXICO STATE* (HC)	W 28-20	18,729
Oct. 29	TULSA	L 7-33	18,425
Nov. 5	at Utah State*	L 10-17	8,606
Nov. 12	FRESNO STATE*	L 14-31	23,408
Nov. 19	SAN JOSE STATE*	L 0-42	3,260
Nov. 26	at Long Beach State*	W 42-41	2,014
		176-313	217,814

\*Big West Conference games

## 1989 (4-7/3-4 BWC/5th) — Coach: Wayne Nunnelly Home: 4-2 • Road: 0-5

Sep. 2	HOUSTON	L 0-69	22,416
Sep. 9	WEBER STATE	W 16-12	17,718
Sep. 23	NEW MEXICO STATE*	W 26-14	13,164
Sep. 30	at Cal State Fullerton*	L 20-34	3,930
Oct. 7	PACIFIC* (HC)	W 30-7	15,030
Oct. 21	at Northern Illinois	L 24-42	16,352
Oct. 28	at Fresno State*	L 17-31	32,302
Nov. 4	LONG BEACH STATE*	W 43-21	16,562
Nov. 11	at UNR	L 7-45	16,545
Nov. 18	UTAH STATE*	L 22-27	17,710
Nov. 25	at San Jose State*	L 28-38	3,479
		233-340	175,208

\*Big West Conference games

# ALL-TIME RESULTS



## JIM STRONG (1990-93)

Former Notre Dame offensive coordinator Jim Strong became the sixth head coach in UNLV history in 1990 and led the Rebels for four seasons. Strong's 1992 team, featuring two future NFL linemen, posted the program's first winning season since 1986 with a 6-5 record.

Strong currently is a businessman in the Midwest.

Seasons	W	L	T	PCT
4	17	27	0	.386

### 1990 (4-7/3-4 BWC/5th) — Coach: Jim Strong

Home: 1-4 • Road: 3-3

Sep. 1	SW MISSOURI STATE	L	24-31	17,659
Sep. 8	at Houston (No. 24/NR)	L	9-37	20,138
Sep. 15	at Oregon State	W	45-20	17,272
Sep. 22	SAN JOSE STATE*	L	13-47	18,934
Sep. 29	at Pacific*	W	37-28	6,376
Oct. 6	CAL STATE FULLERTON*	W	29-10	17,526
Oct. 13	at New Mexico State*	W	24-20	10,267
Oct. 20	UNR (HC)	L	14-26	22,402
Oct. 27	at Utah State*	L	6-31	15,273
Nov. 3	FRESNO STATE*	L	18-45	16,846
Nov. 17	at Long Beach State*	L	20-29	4,649
			239-324	167,342

\* Big West Conference games

### 1991 (4-7/2-5 BWC/T5th) — Coach: Jim Strong

Home: 2-4 • Road: 2-3

Sep. 7	at UNR	L	8-50	24,123
Sep. 14	OREGON STATE	W	23-9	19,141
Sep. 21	at New Mexico	W	23-22	16,679
Sep. 28	WASHINGTON STATE	L	13-40	20,628
Oct. 5	LONG BEACH STATE* (HC)	L	19-34	20,090
Oct. 12	at Cal State Fullerton*	W	25-3	3,012
Oct. 26	at Fresno State*	L	22-48	30,866
Nov. 2	at San Jose State*	L	12-55	16,524
Nov. 9	UTAH STATE*	L	14-27	11,787
Nov. 16	NEW MEXICO STATE*	W	38-28	13,729
Nov. 23	PACIFIC*	L	23-44	13,515
			220-360	190,094

\*Big West Conference games

### 1992 (6-5/3-3 BWC/T4th) — Coach: Jim Strong

Home: 5-1 • Road: 1-4

Sep. 12	UTEP	W	19-17	15,176
Sep. 19	NORTHERN ARIZONA	W	40-7	15,584
Sep. 26	at Oregon	L	6-59	29,508
Oct. 3	at Pacific*	W	21-17	12,452
Oct. 10	at New Mexico State*	L	10-40	20,213
Oct. 17	UNR* (HC)	L	10-14	25,409
Oct. 24	at Hawaii	L	25-55	43,665
Oct. 31	SAN JOSE STATE*	W	35-31	9,372
Nov. 7	at Utah State*	L	8-48	10,280
Nov. 21	MONTANA STATE	W	36-7	9,444
Nov. 28	CAL STATE FULLERTON*	W	33-16	3,507
			243-311	194,610

\*Big West Conference games

### 1993 (3-8/2-4 BWC/T6th) — Coach: Jim Strong

Home: 1-4 • Road: 2-4

Sep. 4	at Clemson (No. 22/21)	L	14-24	65,000
Sep. 11	at Texas-El Paso	L	24-41	39,612
Sep. 18	CENTRAL MICHIGAN	W	33-20	14,056
Sep. 25	at Kansas State	L	20-36	25,817
Oct. 2	at UNR*	L	14-49	26,866
Oct. 9	CAL STATE NORTHBRIDGE	L	18-24	10,380
Oct. 23	UTAH STATE* (HC)	L	26-33	12,284
Oct. 30	NEW MEXICO STATE*	L	40-52	8,032
Nov. 6	at Louisiana Tech*	W	28-23	17,200
Nov. 13	at San Jose State*	W	28-14	8,769
Nov. 20	SOUTHWESTERN LA.*	L	14-31	7,721
			259-347	235,737



## JEFF HORTON (1994-98)

A former coach of arch-rival UNR, Jeff Horton took over UNLV in 1994 and led the Rebels to a stunning victory over the Wolf Pack, a share of the league title and a Las Vegas Bowl title in his first season. After moving on to coach at Wisconsin, Horton

became an assistant coach with the NFL's Detroit Lions before moving on to the University of Minnesota, where he served as interim head coach for four games in 2010. A longtime assistant at San Diego State, he retired from coaching after the 2022 season.

Seasons	W	L	T	PCT
5	13	44	0	.228

### 1994 (7-5/5-1 BWC/T1st) — Coach: Jeff Horton

Home: 5-2 • Road: 2-3

Sep. 3	EASTERN MICHIGAN	W	17-3	10,756
Sep. 10	at Central Michigan	L	23-35	20,316
Sep. 17	IDAHO	L	38-48	8,820
Sep. 24	at Utah State*	W	23-21	21,302
Oct. 1	at New Mexico State*	W	31-27	22,814
Oct. 8	LOUISIANA TECH* (HC)	W	24-20	10,358
Oct. 15	at Tulsa	L	22-44	16,875
Oct. 29	SAN JOSE STATE*	W	23-10	7,729
Nov. 5	at Southwestern La.*	L	27-28	17,013
Nov. 19	UNR*	W	32-27	20,224
Nov. 26	KANSAS STATE (No. 11/8)	L	3-42	10,331
Dec. 15	CENTRAL MICHIGAN+	W	52-24	17,562
			#263-305	#166,538

\*Big West Conference games

+Las Vegas Bowl played at Sam Boyd Stadium

#Totals do not include Las Vegas Bowl

### 1995 (2-9/1-5 BWC/10th) — Coach: Jeff Horton

Home: 2-3 • Road: 0-6

Sep. 2	at Rice	L	0-38	18,500
Sep. 9	ARKANSAS STATE*	W	28-23	24,192
Sep. 16	at Eastern Michigan	L	6-51	25,009
Sep. 23	at Iowa State	L	30-57	37,619
Sep. 30	HAWAII	L	30-58	15,764
Oct. 7	at Northern Illinois*	L	14-62	22,805
Oct. 14	at San Jose State*	L	14-52	11,423
Oct. 28	at UNR*	L	32-55	33,391
Nov. 4	NORTH TEXAS (HC)	W	34-24	5,389
Nov. 11	UTAH STATE*	L	0-42	5,041
Nov. 18	NEW MEXICO STATE*	L	34-58	4,472
			222-520	203,605

\*Big West Conference games

### 1996 (1-11/1-7 WAC/T7th P.D.) — Coach: Jeff Horton

Home: 1-5 • Road: 0-6

Aug. 31	at Tennessee (No. 2/2)	L	3-62	106,212
Sep. 7	AIR FORCE*	L	17-65	22,945
Sep. 14	WISCONSIN	L	17-52	(SO) 40,091
Sep. 21	at Colorado State*	L	16-35	24,011
Sep. 28	WYOMING*	L	21-33	12,564
Oct. 5	UNR	L	17-54	20,230
Oct. 12	at BYU (No. 19/20)	L	28-63	64,872
Oct. 19	at Hawaii*	L	28-38	29,536
Oct. 26	FRESNO STATE* (HC)	L	23-34	11,319
Nov. 2	at TCU*	L	34-42	27,047
Nov. 16	SAN DIEGO STATE*	W	44-42	11,594
Nov. 23	at San Jose State*	L	28-31	7,358
			276-551	377,779

\*Western Athletic Conference games

### 1997 (3-8/2-6 WAC/7th P.D.) — Coach: Jeff Horton

Home: 3-2 • Road: 0-6

Sep. 6	at UNR	L	14-31	30,118
Sep. 13	at Air Force*	L	24-25	39,027
Sep. 20	HAWAII*	W	25-15	27,117
Sep. 27	ILLINOIS STATE (HC)	W	41-6	20,556
Oct. 4	at Southern California	L	21-35	48,404
Oct. 11	TCU*	W	21-19	18,777
Oct. 18	at San Diego State*	L	17-20 (OT)	24,628
Oct. 25	at Fresno State*	L	28-46	38,002
Nov. 1	COLORADO STATE*	L	19-45	19,654
Nov. 8	at Wyoming*	L	23-35	11,654
Nov. 22	SAN JOSE STATE*	L	48-55 (OT)	15,141
			281-332	293,078

### 1998 (0-11/0-8 WAC/8th M.D.) — Coach: Jeff Horton

Home: 0-5 • Road: 0-6

Sep. 5	at Northwestern	L	7-41	30,197
Sep. 12	AIR FORCE*	L	10-52	20,279
Sep. 19	at Wisconsin (No. 14/14)	L	7-52	75,044
Sep. 26	at Colorado State*	L	16-38	27,632
Oct. 3	UNR	L	20-31	22,006
Oct. 10	at BYU*	L	14-38	61,774
Oct. 17	WYOMING* (HC)	L	25-28 (OT)	17,089
Oct. 24	at SMU*	L	7-10	16,073
Oct. 31	TULSA*	L	16-20	15,187
Nov. 14	at Rice*	L	16-38	15,168
Nov. 21	TCU*	L	18-41	15,441
			156-389	315,890

\*Western Athletic Conference games



## JOHN ROBINSON (1999-2004)

A former coach at USC and the NFL's L.A. Rams, John Robinson took over UNLV in 1999. A year later he earned MW Coach of the Year honors with an 8-5 record and Las Vegas Bowl victory. He later became the first Rebel coach to also serve as athletics director at the

same time (2002-03). After retiring with the second most wins in school history, he continued his career in broadcasting. In 2009 he became the first Rebel head coach or player voted into the College Football Hall of Fame and in 2011 was a member of the inaugural class of the Las Vegas Bowl Hall of Fame.

Seasons	W	L	T	PCT
6	28	42	0	.400

### 1999 (3-8/1-6 MW/8th) — Coach: John Robinson

Home: 0-5 • Road: 3-3

Sep. 2	at North Texas	W	26-3	19,011
Sep. 11	at Baylor	W	27-24	32,272
Sep. 18	IOWA STATE	L	0-24	26,167
Sep. 25	UTAH*	L	14-52	23,532
Oct. 2	at UNR	L	12-26	23,490
Oct. 9	at Wyoming*	W	35-32	19,048
Oct. 23	BYU* (No. 19/19) (HC)	L	0-29	30,599
Oct. 30	at New Mexico*	L	6-27	21,854
Nov. 13	at Air Force*	L	16-35	44,187
Nov. 20	SAN DIEGO STATE*	L	7-37	18,165
Nov. 27	COLORADO STATE*	L	17-35	16,498
			160-324	274,823

### 2000 (8-5/4-3 MW/T3rd) — Coach: John Robinson

Home: 6-0 • Road: 2-5

Sep. 9	at Iowa State	L	22-37	35,408
Sep. 16	NORTH TEXAS	W	38-0	16,544
Sep. 23	at BYU*	L	7-10	60,191
Sep. 30	AIR FORCE*	W	34-13	22,321
Oct. 7	UNR	W	38-7	27,578
Oct. 14	at Colorado State*	L	19-20	31,700
Oct. 21	WYOMING* (HC)	W	42-23	19,967
Oct. 28	at Ole Miss	L	40-43 (OT)	40,338
Nov. 4	at Utah*	L	16-38	34,842
Nov. 11	NEW MEXICO*	W	18-14	17,081
Nov. 25	at San Diego State*	W	31-24	17,184
Dec. 2	at Hawaii	W	34-32	34,792
Dec. 21	ARKANSAS+	W	31-14	29,117
			#339-261	#357,946

\*Mountain West games

+Las Vegas Bowl played at Sam Boyd Stadium

#Totals do not include Las Vegas Bowl



# ALL-TIME RESULTS

## 2001 (4-7/3-4 MW/T5th) — Coach: John Robinson Home: 1-4 • Road: 3-3

Aug. 30	at Arkansas	L	10-14	52,213
Sep. 7	NORTHWESTERN (No. 16/20)	L	28-37	26,721
Sep. 22	at Arizona	L	21-38	47,031
Sep. 29	BYU* (No. 20/20)	L	31-35	32,601
Oct. 6	at UNR	W	27-12	24,238
Oct. 13	SAN DIEGO STATE* (HC)	W	31-3	22,100
Oct. 20	COLORADO STATE*	L	24-26	20,049
Oct. 27	at Wyoming*	W	47-26	11,299
Nov. 3	UTAH*	L	14-42	21,042
Nov. 10	at New Mexico*	L	17-27	27,107
Nov. 17	at Air Force*	W	34-10	31,074
			284-270	315,475

\*Mountain West games

## 2002 (5-7/3-4 MW/T5th) — Coach: John Robinson Home: 3-3 • Road: 2-4

Aug. 31	WISCONSIN (No. RV/25)	L	7-27 (SO)	42,075
Sep. 7	KANSAS	W	31-20	25,109
Sep. 14	at Oregon State	L	17-47	36,121
Sep. 21	at Toledo	L	21-38	26,050
Oct. 5	UNR	W	21-17	28,341
Oct. 12	NEW MEXICO* (HC)	L	16-25	21,205
Oct. 19	at BYU*	W	24-3	62,543
Oct. 26	at San Diego State*	L	21-31	21,541
Nov. 2	WYOMING*	W	49-48 (OT)	23,346
Nov. 9	at Utah*	L	17-28	28,528
Nov. 16	AIR FORCE*	L	32-49	25,417
Nov. 30	at Colorado State* (No. 16/13)	W	36-33	28,877
			292-366	369,153

\*Mountain West games

## 2003 (6-6/2-5 MW/T7th) — Coach: John Robinson Home: 2-4 • Road: 4-2

Aug. 29	TOLEDO	W	28-18	21,791
Sep. 6	at Kansas	L	24-46	33,980
Sep. 13	at Wisconsin (No. 14/15)	W	23-5	78,043
Sep. 19	HAWAII	W	33-22	34,287
Oct. 4	at UNR	W	16-12	31,900
Oct. 11	at Air Force*	L	7-24	43,873
Oct. 18	UTAH* (HC)	L	10-28	26,241
Oct. 25	BYU*	L	20-27 (OT)	30,084
Nov. 1	at New Mexico*	W	37-35	29,179
Nov. 8	SAN DIEGO STATE*	L	0-7	20,896
Nov. 22	COLORADO STATE*	L	23-24	21,530
Nov. 29	at Wyoming*	W	35-24	8,419
			256-272	380,223

\*Mountain West games

## 2004 (2-9/1-6 MW/8th) — Coach John Robinson Home: 1-4 • Road: 1-5

Sep. 5	at Tennessee (No. 14/14)	L	17-42	108,625
Sep. 11	at Wisconsin (No. 21/22)	L	3-18	82,071
Sep. 18	AIR FORCE*	L	10-27	23,823
Sep. 25	UTAH STATE	L	21-31	19,116
Oct. 2	UNR	W	48-13	27,596
Oct. 8	at BYU*	W	24-20	56,341
Oct. 16	NEW MEXICO* (HC)	L	20-24	19,065
Oct. 23	at Utah* (No. 9/10)	L	28-63	40,341
Nov. 6	WYOMING*	L	45-53 (3OT)	19,752
Nov. 13	at Colorado State*	L	10-45	14,876
Nov. 20	at San Diego State*	L	3-21	25,519
			229-357	437,125

## MIKE SANFORD (2005-09)

Mike Sanford came to the Rebels from Mountain West rival Utah after he had coordinated the Utes' record-setting offense for two years under Urban Meyer. A former quarterback at USC, Sanford replaced his former college coach, John Robinson, at UNLV on Dec. 6, 2004. He spent five seasons in Las Vegas, which tied for the third longest coaching stint in Rebel football history. After a stint as head coach at FCS school Indiana State, he was on staff at Western Kentucky and currently coaches Las Vegas' Faith Lutheran High School.

Seasons	W	L	T	PCT
5	16	43	0	.271

## 2005 (2-9/1-7 MW/9th) — Coach Mike Sanford Home: 2-3 • Road: 0-6

Sep. 5	at New Mexico*	L	22-24	37,533
Sep. 10	IDAHO	W	34-31	21,870
Sep. 17	at Nevada, Reno	L	14-22	23,457
Sep. 24	at Utah State	L	24-31	12,408
Oct. 1	at Wyoming*	L	17-42	18,022
Oct. 8	SAN DIEGO STATE*	W	13-10	18,372
Oct. 15	at Air Force*	L	7-42	30,573
Oct. 22	UTAH*	L	32-42	19,108
Nov. 5	BYU* (HC)	L	14-55	23,677
Nov. 12	at TCU* (No. 18/18)	L	3-51	28,035
Nov. 19	COLORADO STATE*	L	27-31	16,543
			207-381	249,598

\*Mountain West games

## 2006 (2-10/1-7 MW/T8th) — Coach Mike Sanford Home: 2-4 • Road: 0-6

Sep. 2	IDAHO STATE	W	54-10	19,943
Sep. 9	at Iowa State	L	10-16	45,795
Sep. 16	at Hawaii	L	13-42	32,008
Sep. 30	NEVADA, RENO	L	3-31 (SO)	37,179
Oct. 7	at Colorado State*	L	7-28	32,841
Oct. 14	NEW MEXICO*	L	36-39 (OT)	16,456
Oct. 21	at BYU*	L	7-52	63,341
Oct. 28	at Utah*	L	23-45	42,474
Nov. 4	TCU* (HC)	L	10-25	13,916
Nov. 11	at San Diego State*	L	7-21	21,445
Nov. 18	WYOMING*	L	26-34	14,021
Nov. 24	AIR FORCE*	W	42-39	13,927
			238-382	353,346

\*Mountain West games

## 2007 (2-10/1-7 MW/9th) — Coach Mike Sanford Home: 1-5 • Road: 1-5

Aug. 30	at Utah State	W	23-16	15,102
Sep. 8	WISCONSIN (No. 5/5)	L	13-20 (SO)	38,250
Sep. 15	HAWAII (No. 24/22)	L	14-49 (SO)	38,125
Sep. 22	UTAH*	W	27-0	23,180
Sep. 29	at UNR	W	20-27	25,278
Oct. 6	at Air Force*	L	14-31	35,583
Oct. 13	BYU*	L	14-24 (SO)	38,026
Oct. 20	COLORADO STATE* (HC)	L	23-48	19,266
Oct. 27	at Wyoming*	L	24-29	16,940
Nov. 10	SAN DIEGO STATE*	L	30-38	18,837
Nov. 17	at TCU*	L	10-34	26,425
Nov. 24	at New Mexico*	L	6-27	22,658
			218-343	317,670

\*Mountain West games

## 2008 (5-7/2-6 MW/T6th) — Coach Mike Sanford Home: 4-3 • Road: 1-4

Aug. 30	UTAH STATE	W	27-17	18,815
Sep. 6	at Utah* (No. 22/23)	L	21-41	45,587
Sep. 13	at Arizona State (No. 15/13)	W	23-20 (OT)	59,852
Sep. 20	IOWA STATE	W	34-31 (OT)	25,567
Sep. 27	UNR	L	27-49	33,078
Oct. 4	at Colorado State*	L	28-41	19,703
Oct. 18	AIR FORCE* (HC)	L	28-29	21,055
Oct. 25	at BYU* (No. 18/17)	L	35-42	64,081
Nov. 1	TCU* (No. 12/12)	L	14-44	16,121
Nov. 8	NEW MEXICO*	W	27-20	13,154
Nov. 13	WYOMING*	W	22-14	18,154
Nov. 22	at San Diego State*	L	21-42	17,846
			307-391	353,013

## 2009 (5-7/3-5 MW/6th) — Coach Mike Sanford Home: 4-3 • Road: 1-4

Sep. 5	SACRAMENTO STATE	W	38-3	22,195
Sep. 12	OREGON STATE (No. RV/24)	L	21-23	25,967
Sep. 19	HAWAII	W	34-33	29,717
Sep. 26	at Wyoming*	L	27-30	19,196
Oct. 3	at UNR	L	28-63	24,078
Oct. 10	BYU* (No. 18/20)	L	21-59	25,597
Oct. 17	UTAH* (No. 24/RV) (HC)	L	15-35	26,315
Oct. 24	at New Mexico*	W	34-17	24,021
Oct. 31	at TCU* (No. 8/6)	L	0-41	33,541
Nov. 7	COLORADO STATE*	W	35-16	15,902
Nov. 14	at Air Force*	L	17-45	25,370
Nov. 28	SAN DIEGO STATE*	W	28-24	13,730
			298-389	285,629

\*Mountain West games



## BOBBY HAUCK (2010-14)

Bobby Hauck was hired as UNLV's 10th head coach in history on Dec. 23, 2009, after compiling a stunningly successful record at FCS power Montana. Hauck's one winning season in Las Vegas saw the Rebels earn their first bowl bid in 13 years and play on New Year's Day in the Heart of Dallas Bowl staged at the historic Cotton Bowl Stadium. After three years at San Diego State, he is now back serving as head coach at Montana.

Seasons	W	L	T	PCT
5	15	49	0	.234

## 2010 (2-11/2-6 MW/T6th) — Coach Bobby Hauck Home: 2-4 • Road: 0-7

Sep. 4	WISCONSIN (No. 12/12)	L	21-41	31,107
Sep. 11	at Utah* (No. 20/20)	L	10-38	45,102
Sep. 18	at Idaho	L	7-30	15,390
Sep. 25	NEW MEXICO*	W	45-10	16,961
Oct. 2	UNR* (No. 25/25)	L	26-44	28,958
Oct. 9	at West Virginia	L	10-49	58,234
Oct. 16	at Colorado State*	L	10-43	30,753
Oct. 30	TCU* (No. 4/4)	L	6-48	16,745
Nov. 6	at BYU*	L	7-55	61,283
Nov. 13	WYOMING* (HC)	W	42-16	16,111
Nov. 18	AIR FORCE*	L	20-35	13,790
Nov. 27	at San Diego State*	L	14-48	22,091
Dec. 4	at Hawaii (No. 25/RV)	L	21-59	37,820
			298-389	285,629

\*Mountain West games

## 2011 (2-10/1-6 MW/T6th) — Coach Bobby Hauck Home: 2-3 • Road: 0-7

Sep. 1	at Wisconsin (No. 11/10)	L	17-51	77,085
Sep. 10	at Washington State	L	7-59	27,018
Sep. 17	HAWAII	W	40-20	21,248
Sep. 24	SOUTHERN UTAH	L	16-41	18,102
Oct. 8	at UNR	L	0-37	25,978
Oct. 15	at Wyoming*	L	14-41	22,985
Oct. 29	COLORADO STATE*	W	38-35	21,289
Nov. 5	BOISE STATE* (No. 5/5) (HC)	L	21-48	26,281
Nov. 12	at New Mexico*	L	14-21	14,937
Nov. 19	at Air Force*	L	17-45	24,401
Nov. 26	SAN DIEGO STATE*	L	14-31	19,075
Dec. 3	at TCU* (No. 18/17)	L	9-56	32,012
			207-485	330,411

\*Mountain West games

## 2012 (2-11/2-6 MW/8th) — Coach Bobby Hauck Home: 2-5 • Road: 0-6

Aug. 30	MINNESOTA	L	27-30 (3OT)	77,085
Sep. 8	NORTHERN ARIZONA	L	14-17	15,257
Sep. 14	WASHINGTON STATE	L	27-35	17,015
Sep. 22	AIR FORCE*	W	38-35	14,054
Sep. 29	at Utah State	L	13-35	24,226
Oct. 6	at Louisiana Tech	L	31-58	21,850
Oct. 13	UNR*	L	37-42	20,565
Oct. 20	at Boise State* (No. 24/22)	L	7-32	36,012
Oct. 27	at San Diego State*	L	13-24	23,874
Nov. 3	NEW MEXICO* (HC)	W	35-7	12,835
Nov. 10	at Colorado State*	L	11-33	13,887
Nov. 17	WYOMING*	L	23-28	10,717
Nov. 24	at Hawaii*	L	10-48	28,359
			286-424	254,664

\*Mountain West games

Opponent rankings (AP/Coaches)  
(HC) = Homecoming • (OT) = Overtime • (SO) = Sold Out

# ALL-TIME RESULTS



## 2013 (7-6/5-3 MW/T3rd-West) — Coach Bobby Hauck

Home: 4-3 • Road: 3-2

Aug. 29	at Minnesota	L	23-51	44,217
Sep. 7	ARIZONA	L	13-58	26,950
Sep. 14	CENTRAL MICHIGAN	W	31-21	10,981
Sep. 21	WESTERN ILLINOIS	W	38-7	13,017
Sep. 28	at New Mexico*	W	56-42	23,639
Oct. 12	HAWAII*	W	39-37	22,755
Oct. 19	at Fresno State* (No. 17/19)	L	14-38	37,604
Oct. 26	at UNR*	W	27-22	32,521
Nov. 2	SAN JOSE STATE* (HC)	L	24-34	15,837
Nov. 9	UTAH STATE*	L	24-28	15,062
Nov. 21	at Air Force*	W	41-21	29,898
Nov. 30	SAN DIEGO STATE*	W	45-19	29,898
Jan. 1	vs. North Texas+	L	14-36	38,380
			389-414	288,731

\*Mountain West games  
+Heart of Dallas Bowl at Cotton Bowl Stadium

## 2014 (2-11/1-7 MW/6th-West) — Coach Bobby Hauck

Home: 2-4 • Road: 0-7

Aug. 29	at Arizona	L	13-58	50,103
Sep. 6	NORTHERN COLORADO	W	13-12	17,289
Sep. 13	NORTHERN ILLINOIS	L	34-48	14,305
Sep. 20	at Houston	L	14-47	23,408
Sep. 27	at San Diego State*	L	17-24	28,005
Oct. 4	at San Jose State*	L	10-33	14,427
Oct. 10	FRESNO STATE* (HC)	W	30-27 (OT)	15,398
Oct. 25	at Utah State*	L	20-34	20,153
Nov. 1	NEW MEXICO*	L	28-31	13,419
Nov. 8	AIR FORCE*	L	21-48	13,481
Nov. 15	at BYU	L	23-42	53,622
Nov. 22	at Hawaii*	L	35-37	25,604
Nov. 29	UNR*	L	27-49	20,151
			285-500	309,365

\*Mountain West games



### TONY SANCHEZ (2015-19)

Tony Sanchez did not have to move far when he was hired by UNLV as only the fifth high school coach to move directly to the head job at an FBS-level school. Sanchez built national powerhouse Bishop Gorman across town and was fresh

from winning the national championship with the Gaels. He went on to become just the third Rebel head man to finish with at least three wins against UNR, compiling a 3-2 mark vs. the Pack. He is currently an assistant coach at his alma mater, New Mexico State.

Seasons	W	L	T	PCT
5	20	40	0	.333

## 2015 (3-9/2-6 MW/T4th-West) — Coach Tony Sanchez

Home: 2-4 • Road: 1-5

Sep. 5	at Northern Illinois	L	30-38	15,455
Sep. 12	UCLA (No. 13/13)	L	3-37	31,262
Sep. 19	at Michigan	L	7-28	108,636
Sep. 26	IDAHO STATE	W	80-8	16,717
Oct. 3	at UNR*	W	23-17	29,551
Oct. 10	SAN JOSE STATE*	L	27-33 (OT)	19,190
Oct. 16	at Fresno State*	L	28-31	25,604
Oct. 31	BOISE STATE*	L	27-55	14,315
Nov. 7	HAWAII* (HC)	W	41-21	20,006
Nov. 14	at Colorado State*	L	35-49	15,641
Nov. 21	SAN DIEGO STATE*	L	14-52	14,738
Nov. 28	at Wyoming*	L	28-35	11,149
			343-404	322,311

\*Mountain West games

## 2016 (4-8/3-5 MW/T3rd-West) — Coach Tony Sanchez

Home: 3-3 • Road: 1-5

Sep. 1	JACKSON STATE	W	63-13	18,575
Sep. 10	at UCLA	L	21-42	63,712
Sep. 17	at Central Michigan	L	21-44	19,922
Sep. 24	IDAHO	L	30-33 (OT)	17,229
Oct. 1	FRESNO STATE* (HC)	W	45-20	17,811
Oct. 8	at San Diego State*	L	7-26	33,296
Oct. 15	at Hawaii*	W	41-38	31,287
Oct. 22	COLORADO STATE*	L	23-42	18,362
Oct. 29	at San Jose State*	L	24-30	15,733
Nov. 12	WYOMING*	W	69-66 (3OT)	14,790
Nov. 18	at Boise State* (No. 22/23)	L	25-42	32,989
Nov. 26	UNR*	L	10-45	23,569
			379-441	307,275

\*Mountain West games

## 2017 (5-7/4-4 MW/3rd-West) — Coach Tony Sanchez

Home: 2-4 • Road: 3-3

Sep. 2	HOWARD	L	40-43	15,667
Sep. 9	at Idaho	W	44-16	10,156
Sep. 23	at Ohio State (No. 9/10)	L	21-54	106,187
Sep. 30	SAN JOSE STATE*	W	41-13	15,009
Oct. 7	SAN DIEGO STATE*	L	10-41	19,770
Oct. 14	at Air Force*	L	30-34	26,679
Oct. 21	UTAH STATE* (HC)	L	28-52	18,157
Oct. 28	at Fresno State*	W	26-16	27,922
Nov. 4	HAWAII*	W	31-23	16,278
Nov. 10	BYU	L	21-31	19,811
Nov. 17	at New Mexico*	W	38-35	14,744
Nov. 25	at UNR*	L	16-23	17,359
			346-381	307,739

\*Mountain West games

## 2018 (4-8/2-6 MW/5th-West) — Coach Tony Sanchez

Home: 3-3 • Road: 1-5

Sep. 1	at USC (No. 15/15)	L	21-43	58,708
Sep. 8	UTEP	W	52-24	14,122
Sep. 15	PRAIRIE VIEW A&M	W	46-17	14,786
Sep. 22	at Arkansas State	L	20-27	18,537
Oct. 6	NEW MEXICO*	L	14-50	18,949
Oct. 13	at Utah State*	L	28-59	21,212
Oct. 19	AIR FORCE* (HC)	L	35-41	17,881
Oct. 27	at San Jose State*	L	37-50	16,165
Nov. 3	FRESNO STATE* (No. 20/23)	L	3-48	15,276
Nov. 10	at San Diego State*	W	27-24	24,986
Nov. 17	at Hawaii*	L	28-35	25,697
Nov. 24	UNR*	W	34-29	19,921
			345-447	266,240

## 2019 (4-8/2-6 MW/T4th-West) — Coach Tony Sanchez

Home: 2-4 • Road: 2-4

Aug. 31	SOUTHERN UTAH	W	56-23	17,412
Sep. 7	ARKANSAS STATE	L	17-43	18,742
Sep. 14	at Northwestern	L	14-30	37,714
Sep. 28	at Wyoming*	L	17-53	23,029
Oct. 5	BOISE STATE* (No. 16/15)	L	13-38	24,681
Oct. 12	at Vanderbilt	W	34-10	20,048
Oct. 18	at Fresno State*	L	27-56	26,256
Oct. 26	SAN DIEGO STATE*	L	17-20	19,652
Nov. 2	at Colorado State*	L	17-37	24,103
Nov. 16	HAWAII* (HC)	L	7-21	21,317
Nov. 22	SAN JOSE STATE*	W	38-35	17,373
Nov. 30	at UNR*	W	33-30 (OT)	16,683
			290-396	267,019



### MARCUS ARROYO (2020-22)

Marcus Arroyo was chosen to lead UNLV fresh from winning a Pac-12 championship and eventual Rose Bowl as the offensive coordinator at the University of Oregon. The former San Jose State quarterback guided the Rebels through the pandemic

season of 2020 and won the Battle for the Fremont Cannon in his final game with the program.

Seasons	W	L	T	PCT
3	7	23	0	.233

## 2020 (0-6/0-6 MW/12th) — Coach Marcus Arroyo

Home: 0-3 • Road: 0-3

Oct. 24	at San Diego State*	L	6-34	N/A
Oct. 31	UNR*	L	19-37	2,000
Nov. 7	FRESNO STATE*	L	17-40	2,000
Nov. 14	at San Jose State*	L	17-34	N/A
Nov. 21	at Colorado State*	Canceled		
Nov. 27	WYOMING*	L	14-45	N/A
Dec. 4	BOISE STATE*	Canceled		N/A
Dec. 12	at Hawaii*	L	21-38	N/A
			104-228	4,000

\*Mountain West games

## 2021 (2-10/2-6 MW/6th-West) — Coach Marcus Arroyo

Home: 1-5 • Road: 1-5

Sep. 2	EASTERN WASHINGTON	L	33-35 (2OT)	21,970
Sep. 11	at Arizona State	L	10-37	42,918
Sep. 18	IOWA STATE	L	3-48	35,193
Sep. 24	at Fresno State*	L	30-38	35,093
Oct. 2	at UTSA	L	17-24	20,154
Oct. 16	UTAH STATE*	L	24-28	21,322
Oct. 21	SAN JOSE STATE* (HC)	L	20-27	19,318
Oct. 29	at UNR*	L	20-51	28,960
Nov. 6	at New Mexico*	W	31-17	14,007
Nov. 13	HAWAII*	W	27-13	19,623
Nov. 19	SAN DIEGO STATE*	L	20-28	16,713
Nov. 26	at Air Force*	L	14-48	18,226
			249-394	293,497

\*Mountain West games

## 2022 (5-7/3-5 MW/4th-West) — Coach Marcus Arroyo

Home: 4-2 • Road: 1-5

Aug. 27	IDAHO STATE	W	52-21	19,579
Sep. 10	at Cal	L	14-20	38,180
Sep. 17	NORTH TEXAS	W	58-27	19,623
Sep. 24	at Utah State*	W	34-24	17,454
Sep. 30	NEW MEXICO*	W	31-20	21,605
Oct. 7	at San Jose State*	L	7-40	16,669
Oct. 15	AIR FORCE* (HC)	L	7-42	23,847
Oct. 22	at Notre Dame	L	21-44	73,165
Nov. 5	at San Diego State*	L	10-14	28,854
Nov. 11	FRESNO STATE*	L	30-37	23,146
Nov. 19	at Hawaii*	L	31-25	9,346
Nov. 26	UNR*	W	27-22	24,873
			316-342	316,341

\*Mountain West games



### BARRY ODOM (2023-SA)

In his first season, Barry Odom not only was named MW Coach of the Year but also the program's first finalist for the Eddie Robinson Coaching Award. His initial Rebel squad won the most games since 1984, tied for the league's regular-season title, hosted the championship game and earned its first trip to a bowl game in a decade. He also led his team to wins in both rivalry games -- earning possession of the famed Fremont Cannon (UNR) and beloved Golden Pineapple (Hawaii).

Seasons	W	L	T	PCT
1	9	5	0	.643

## 2023 (9-5/6-2 MW/T1st) — Coach Barry Odom

Home: 5-2 • Road: 4-2 • Neutral: 0-1

Sep. 2	BRYANT	W	44-14	20,347
Sep. 9	at Michigan (No. 2/2)	L	35-7	109,482
Sep. 16	VANDERBILT	W	40-37	22,582
Sep. 23	at UTEP	W	45-28	28,042
Sep. 30	HAWAII*	W	44-20	25,328
Oct. 14	at UNR*	W	45-27	24,578
Oct. 21	COLORADO STATE* (HC)	W	25-23	22,585
Oct. 28	at Fresno State*	L	31-24	41,031
Nov. 5	at New Mexico*	W	56-14	12,353
Nov. 10	WYOMING*	W	34-14	25,568
Nov. 18	at Air Force*	W	31-27	23,574
Nov. 25	SAN JOSE STATE*	L	37-31	25,554
Dec. 2	BOISE STATE#	L	44-20	31,473
Dec. 26	vs. Kansas+	L	49-36	26,478
			482-400	438,975

\*Mountain West games #Mountain West Championship Game  
+Guaranteed Rate Bowl at Chase Field in Phoenix



Still the winningest team in UNLV Division I history at 11-2 overall, the 1984 squad earned the school its first bowl bid and went on to beat Toledo 30-13 in the California Bowl.

The first Big West team to ever win seven league games, Coach **Harvey Hyde**'s Rebels lost only a close game at Hawaii and to 10th-ranked SMU in the regular-season finale, the night **Randall**


**Cunningham**'s No. 12 jersey was retired at halftime.

Not surprisingly, UNLV swept the league's postseason honors with Offensive Player of the Year Cunningham, Defensive Co-Player of the Year **Aaron Moog** and Coach of the Year Hyde.

UNLV took on an 8-2-1 Mid-American Conference Champion Toledo squad in the fourth California Bowl in front of a national ESPN audience and the Rebels won impressively, 30-13.

UNLV broke the game open with 17 third-quarter points led by Cunningham's passing and the running of a freshman from Fresno named **Elbert "Ickey" Woods**. Cunningham's 270 yards through the air helped him earn MVP honors. Just a few months later the lanky QB became a second-round choice of the Philadelphia Eagles in the 1985 NFL Draft. Woods went on to lead the nation in rushing in 1987 with 1,658 yards before "shuffling" off to Cincinnati as a second-round pick in 1988.


The team reunited in 2012 as it was inducted into the UNLV Athletics Hall of Fame.



California Bowl MVP Randall Cunningham threw for two touchdowns and ran for another.

## 1984 CALIFORNIA BOWL

**UNLV 30**  
**TOLEDO 13**  
**DEC. 15, 1984**  
**BULLDOG STADIUM**  
**FRESNO, CALIF.**  
**ATT. 21,741**



UNLV	7	6	17	0-30
Toledo	3	3	7	0-13

### FIRST QUARTER

UNLV—Gladney 19 pass from Cunningham (DiGiovanna kick), 11:29  
 UT—FG Walker 22, 4:20

### SECOND QUARTER

UNLV—Jones 7 pass from Cunningham (kick failed), 9:40  
 UT—FG Walker 36, 0:03

### THIRD QUARTER

UNLV—FG DiGiovanna 44, 8:55  
 UT—Poure 38 pass from Sager (Walker kick), 5:29  
 UNLV—Woods 16 run (DiGiovanna kick), 4:14  
 UNLV—Cunningham 10 run (DiGiovanna kick) 1:10

TEAM STATISTICS	UNLV	TOLEDO
First Downs	18	20
Rushes-Yards	28-127	52-203
Passing Yards	270	137
Passes Comp.-Att.	18-28	12-31
Had Intercepted	1	0
Total Offense	397	340
Return Yards	77	96
Sacks By-Yards	2-21	1-2
Punts-Avg.	3-27.7	5-34.6
Fumbles-Lost	2-2	3-1
Penalties-Yards	8-77	6-40
Time of Possession	22:16	37:44



### INDIVIDUAL STATISTICS

**RUSHING**—(UNLV) Woods 9-53, Jones 9-25, Taylor 1-18, Cunningham 4-19, Lewis 3-7, Emery 1-2. (UT) 31-154, Sager 8-8, Stephens 6-25, Harris 3-14, Faulkner 2-2.  
**PASSING**—(UNLV) Cunningham 18-28-1 270. (UT) Sager 12-31-0 137.  
**RECEIVING**—(UNLV) Jones 4-33, McDade 3-77, Gladney 3-51, LaFrance 2-23, Brown 2-17, Lewis 2-13, Thomas 1-48, Woods 1-8. (UT) Poure 5-78, Morgan 3-13, Hutchinson 1-15, Farmer 1-12, Walsh 1-12, Harris 1-7.  
**SACKS**—(UNLV) Dimry 1-12, Moog 1-9. (UT) Moore 1-2.  
**INTERCEPTIONS**—(UT) Brandon 1-0.  
**TACKLE LEADERS**—(UNLV) Davis 11, Blue 10, Pickens 10, Saignes 8, Allen 8, Walsh 7, Moog 6, Cooley 6, London 6, Hollis 6, Grant 5. (UT) Moore 8, Williams 7, Brandon 5, McGuire 4, Beemer 4, White.



## 1994 LAS VEGAS BOWL

**UNLV 52**  
**CMU 24**  
**DEC. 15, 1994**  
**SAM BOYD STADIUM**  
**LAS VEGAS, NEV.**  
**ATT. 17,562**



UNLV	14	17	14	7-52
Central Michigan	10	0	0	14-24

### FIRST QUARTER

UNLV—Bailey 46 pass from J.Brown (Garritano kick), 13:27  
 UNLV—Bailey 1 run (Garritano kick), 8:44  
 CMU—FG Blasy 20, 3:44  
 CMU—McMillian 53 pass from Timpf (Blasy kick), :00

### SECOND QUARTER

UNLV—Bailey 49 run (Garritano kick), 6:21  
 UNLV—Washington 15 fumble return (Garritano kick), 2:04  
 UNLV—FG Garritano 38, :05

### THIRD QUARTER

UNLV—Bailey 1 run (Garritano kick), 11:47  
 UNLV—Keener 33 pass from J.Brown (Garritano kick), 6:32

### FOURTH QUARTER

UNLV—Gatewood 45 pass from Davis (Garritano kick), 12:04  
 CMU—McMillian 24 pass from Darnell (Blasy kick), 8:10  
 CMU—Tolbert 4 run (Blasy kick), 1:33

TEAM STATISTICS	UNLV	CMU
First Downs	26	22
Rushes-Yards	42-301	51-152
Passing Yards	288	224
Passes Comp.-Att.-Int.	15-27-0	13-25-2
Total Offense	589	376
Return Yards	120	156
Sacks By-Yards	5-40	1-7
Punts-Avg.	2-45	5-41.2
Fumbles-Lost	3-1	5-2
Penalties-Yards	8-89	6-50
Time of Possession	23:26	36:34



### INDIVIDUAL STATISTICS

**RUSHING**—(UNLV) Branch 13-125, Bailey 7-79, Brown 6-32, Love 6-21, Davis 3-13, Perez 7-31. (CMU) Johnson 16-47, Timpf 12-6, King 6-51, Korytkowski 1(-)-7, Tolbert 11-79, Darnell 5(-)-24.  
**PASSING**—(UNLV) Brown 11-21-0 195, Davis 4-6-0 93. (CMU) Timpf 7-12-2 122, Darnell 6-13-0 102.  
**RECEIVING**—(UNLV) Gatewood 6-104, Bailey 5-101, Brewer 1-7, Keener 1-33, Lewis 1-12, Bell 1-31. (CMU) Dunlap 3-40, McMillian 4-100, Korytkowski 3-44, Johnson 1-8, Miller 2-32.  
**SACKS**—(UNLV) Mazion 2-18, Byers 2-13, Washington 1-9.. (CMU) Hester 1-7.  
**INTERCEPTIONS**—(UNLV) Robinson 1-12, Johnson 1-5.  
**TACKLE LEADERS**—(UNLV) Davis 11, Posey 9, Clough 7, Carillo 6, Byers 5, Johnson 5. (CMU) Bruce 9, Banks 6, Wright 5, Creguer 5, Gildersleeve 4.

Appearing in its first bowl game in a decade, UNLV blasted Mid-American Conference opponent Central Michigan in the second meeting of the year between the two clubs.

Playing it up for a national television audience on ESPN, the Rebels (7-5), who racked up 589 yards in offense (the most by any '94 bowl team) jumped out to a quick 14-0 lead over the Chippewas (9-3). Not even




two minutes had passed in the first quarter when **Henry Bailey**, the Rebels' career receiving leader, exploded for a 46-yard touchdown reception from **Jared Brown**. The strike was the first of four UNLV touchdowns longer than 30 yards on the night. After the Chips pulled to 14-10, the Rebel offensive machine continued to roll and UNLV pulled away for good on a 15-yard fumble return for a TD by defensive end **Keith Washington**.



UNLV eventually cruised to a 52-10 lead before clearing the bench. Las Vegas Bowl III MVP Bailey, soon to be a Pittsburgh Steelers draftee, rushed for 79 yards on seven carries with three TDs, and accumulated 101 yards receiving with one score. Sophomore RB **DeJohn Branch** had a sparkling performance, carrying the ball 13 times for 125 yards, and Brown finished the game 11-for-21 for 195 yards with two TDs and 32 yards rushing. UNLV coach **Jeff Horton** was named the Big West Conference Co-Coach of the Year for turning a 3-8 team in '93 into league and bowl champions in his first season.

The 1994 team was inducted into the UNLV Athletics Hall of Fame in 2010.



Henry Bailey's four touchdowns helped him run away with MVP honors.





Playing before a national ESPN2 audience and a Las Vegas Bowl-record 29,113 fans, UNLV (8-5) won its fourth straight for the first time since 1984 and moved to 3-0 all-time in bowl games with a surprisingly one-sided 31-14 victory over Arkansas (6-6), the Rebels' first over a team from the powerful Southeastern Conference.

UNLV quarterback **Jason Thomas** earned MVP honors by completing 12 of 17 pass attempts for 217 yards and three scores without an interception as well as rushing for 32 yards on 10 carries. Thomas' favorite target was **Nate Turner**, who ended his career with 126 yards on eight catches – all in the first half. **Jeremi Rudolph** gained 92 yards on 14 carries and **Kevin Brown** had 78 on 13 attempts. Arkansas, which was fresh from two consecutive victories over

ranked SEC opponents to become bowl eligible, opened the scoring with the only points of the first quarter. UNLV answered with a Thomas-to-Turner 19-yard pass, which was the first TD given up by the Razorbacks in 11 quarters. Two minutes later the Hogs used **Robby Hampton's** second scoring throw of the game to take a 14-7 lead. UNLV, however, struck again to square things before halftime with a five-yard Turner TD. Things stayed tied until with just over two minutes left in the third, Thomas found **Troy Mason** with a stunning 54-yard TD strike that was the second longest in bowl history. After a **Dillon Pieffer** field goal put UNLV up 24-14,


the Razorbacks elected to go for it on fourth and 10 from the Rebel 37 with more than 12 minutes remaining. The UNLV defense forced an incompleteness and the inspired Rebels eventually closed their shocking 24-point scoring run with an 18-yard Brown run. The Rebels out-gained the bigger Hogs, who had defeated seven straight non-conference opponents and were 6-0 vs. MW teams, 476 to 298. UNLV also held its opponent to under 200 yards rushing (115) for the 12th time in 2000. The Rebels, who moved to 2-0 in Las Vegas Bowls, earned their most victories in a season since 1984 and finished the season a perfect 6-0 at Sam Boyd Stadium. Head Coach **John Robinson** improved to 8-1 in bowl games during his career, which made him the winningest bowl coach in NCAA D-I history with a percentage of .889. "This is particularly gratifying because our guys were at their best," Robinson said during the post-game celebration.



MVP Jason Thomas (center) threw for 217 yards and three touchdowns.

## 2000 LAS VEGAS BOWL

**UNLV** 31  
**ARKANSAS** 14  
**DEC. 21, 2000**  
**SAM BOYD STADIUM**  
**LAS VEGAS, NEV.**  
**ATT. 29,113**



Arkansas	7	7	0	0-14
UNLV	0	14	7	10-31

### FIRST QUARTER

Arkansas—Stinson 7 pass from Hampton, 8:33 (O'Donohoe kick)

### SECOND QUARTER

UNLV—Turner 19 pass from J. Thomas, 12:09 (Pieffer kick)

Arkansas—Williams 25 pass from Hampton, 9:54 (O'Donohoe kick)

UNLV—Turner 5 pass from J. Thomas, 3:12 (Pieffer kick)

### THIRD QUARTER

UNLV—Mason 54 pass from J. Thomas, 2:21 (Pieffer kick)

### FOURTH QUARTER

UNLV—FG Pieffer 26, 13:53

UNLV—Brown 18 run, 5:39 (Pieffer kick)

TEAM STATISTICS	ARK	UNLV
First Downs	15	19
Rushes-yards	32-115	47-259
Passing yards	183	217
Passes-Comp.-Att.-Int.	40-18-0	17-12-0
Total Offense	298	476
Punt Returns – Yards	0-0	5-51
Kickoff Returns – Yards	5-79	2-33
Interceptions – Yards	0-0	0-0
Fumble Returns – Yards	1-0	0-0
Sacks By – Yards	1-7	2-7
Punts – Avg.	7-46.3	4-40.3
Fumbles – Lost	0-0	6-1
Penalties – Yards	6-76	12-119
Time of Possession	29:35	30:25



### INDIVIDUAL STATISTICS

**RUSHING**—(ARK) Holmes 26-99, Howard 1-12, Hampton 4-3, Stinson 1-1. (UNLV) Rudolph 14-92, Brown 13-78, Wofford 4-44, J. Thomas 10-32, Turner 1-18, Johnson 2-12, Costa 1-4, Gordon 1-1, Team 1-(22).

**PASSING**—(ARK) Hampton 18-40-0 183. (UNLV) J. Thomas 12-17-0 217.

**RECEIVING**—(ARK) Williams 7-97, Smith 4-26, Snowden 4-20, Hamilton 2-33, Stinson 1-7. (UNLV) Turner 8-126, Mason 3-89, Wofford 1-2.

**SACKS**—(ARK) Jones 1-7. (UNLV) Newton 1-5, Miller 1-2, Suggs 1-2.

**TACKLE LEADERS**—(ARK) Hamlin 9, Jones 8, Caleb 6, Bua 6, Harris 6, Green 5, Quinton 5, Petty 4, Jackson 4, Hall 3, Reed 3. (UNLV) Brisco 8, Burrus 7, Black 6, Claridge 6, Brandon 5, Dalton 4, Palepoi 4, Brickell 4, Thomas 3, Newton 3, Miller 3, Suggs 3.



## 2014 HEART OF DALLAS BOWL

**NORTH TEXAS**

**36**

**UNLV**

**14**

**JAN. 1, 2014**

**COTTON BOWL STADIUM**

**DALLAS, TEXAS**

**ATT. 38,380**



UNLV	7	0	0	7-14
North Texas	7	0	7	22-36

### FIRST QUARTER

UNLV—Sullivan 9-yard pass from Herring (Kohorst kick), 7:31

NT—Jimmerson 1-yard rush (Paul kick), 1:47

### THIRD QUARTER

NT—Bailey 1 run (Garritano kick), 11:47

### FOURTH QUARTER

NT—Chancellor 3-yard rush (Paul kick), 14:56

NT—Chancellor 3-yard rush (Paul kick), 14:56

UNLV—Rice, Jr. 13-yard pass from Herring (Kohorst kick), 4:56

NT—Chancellor 15-yard rush (Paul kick), 2:24

TEAM STATISTICS	UNLV	UNT
First Downs	19	21
Rushes-Yards	27-66	45-141
Passing Yards	196	158
Passes (C-A-I)	22-41-1	21-30-0
Total Offense	262	397
Punt returns-Yards	2-1	2-16
Kick Returns-Yards	4-98	2-44
Interceptions-Yards	0-0	1-11
Sacks By-Yards	1-9	5-35
Punts-Average	6-39.3	6-44.2
Fumbles-Lost	2-1	3-1
Penalties-Yards	2-20	6-60
Possession Time	24:44	35:16
Time of Possession	23:26	36:34



### INDIVIDUAL STATISTICS

**RUSHING**—(UNLV) Herring 15-33, Cornett 12-33. (NT) Byrd 20-52, Chancellor 7-47-2, Jimmerson 7-18-1, Harris 2-17, Monroe 2-8, Thompson 6-2, Teegarden 1-(-3).

**PASSING**—(UNLV) Herring 22-41-1-196-2. (NT) Thompson 21-30-0-256-2.

**RECEIVING**—(UNLV) Davis 10-96, Sullivan 4-36-1, Cornett 2-22, Williams 2-10, Rice Jr. 1-13-1, Smith 1-9, Mataele 1-8, Barnhill 1-2. (NT) Chancellor 6-74, Smith 5-75-1, Harris 3-34, Terrell 2-17, Miller 2-16, Smith 1-27, Pleasant 1-8, Jimmerson 1-5.

**SACKS**—(UNLV) Gaston 1.0-9. (NT) Orr 1.5-13, Bellazin 1.5-10, Jones 1.0-10, McCoy 1.0-2.

**INTERCEPTIONS**—(UNLV) None. (NT) Buyers 1-11

**TACKLE LEADERS**—(UNLV) Vea 11, Gaston 10, Maka 10, Hasson, Tim 7, Vinal 6, Lotulelei 6, Horsey 6. (NT) Orr 9, Jones 8, Wright 8, Buyers 7, Trice 7.

It's certainly been a long road for UNLV. This time, traveling more than 1,200 miles to the Heart of Dallas Bowl presented by PlainsCapital Bank and a de facto home game for North Texas proved to be too much for a rising Rebel program, which lost 36-14 on Wednesday afternoon at Cotton Bowl Stadium.

North Texas (9-4), located just 44 miles north of Dallas on Interstate 35E, opened up a game that was tied 7-7 at intermission with physical play on both sides of the ball. The Mean Green scored 22 fourth-quarter points to hand UNLV (7-6) its first bowl loss in four appearances.

UNLV had been up the challenge on the road three times this year, winning as many road contests in 2013 as it had in the previous eight seasons combined. That helped a 2-11 team become one that won seven games, making one of the nation's biggest turnarounds.

Things looked good early on for the Rebels (7-6). Absent from a bowl game for 13 years, UNLV put points on the board on its opening possession.



Pinned deep after a North Texas punt, the Rebels took the ball 95 yards, slicing through the Mean Green defense on just eight plays. Senior quarterback **Caleb Herring** was a perfect 5-for-5 for 59 yards on the drive and found **Marcus Sullivan** in the end zone for the score. After forcing a quick 3-and-out, UNLV's **Keith Whitely** muffed the ensuing punt, giving the Mean Green possession on the Rebels' 42-yard line. It was a momentum changer, as eight plays later **Antoine Jimmerson** scored

on a 1-yard touchdown run to tie the score, 7-7, with 1:47 remaining in the first quarter.

UNLV never got back on track offensively, and didn't score again until **Jerry Rice, Jr.**, hauled in a Herring pass with 4:56 left in the game that cut North Texas' lead to 28-14.

The Rebels averaged better than 30 points per game on the year and hadn't been held under 24 points in any of its past five contests.

For the game, North Texas outgained UNLV 397-262. **Tim Cornett**, the Rebels' all-time leading rusher, was bottled up (33 yards on 12 carries) all afternoon.

UNT also converted 10 of 17 third-down opportunities, including 9 of 11 chances in the second half. That kept the UNLV defense on the field for more than 35 minutes.

Houston native **Devante Davis**, one of the nation's leading pass catchers, registered 10 catches for 96 yards in his return to the Lone Star State.



*Devante Davis' 10 receptions against UNT were the most by a Rebel in a bowl game.*





Playing a 14th game for the first time in program history, UNLV (9-5/6-2) football fell to Kansas (9-4/5-4) 49-36 Tuesday night in the Guaranteed Rate Bowl before a raucous crowd of 26,478 fans at Chase Field.

The Rebels started fast in their first bowl game in a decade by scoring on their first drive as **Vincent Davis Jr.** posted his seventh rushing touchdown of the season to give UNLV an early 7-0 lead. Davis, in fact, was the team's only available regular running back

in the game because of multiple injuries and a transfer.

KU built a 28-7 lead in the second quarter before the Rebels rallied with 17 straight points. **Jose Pizano** hit a 40-yard field goal as time expired in the



second quarter and then **Jayden Maiava** threw touchdown passes to tight end **Shelton Zeon** from five yards out and then 37 yards to All-American receiver **Ricky White**.

After Jayhawk QB **Jason Bean** threw the fourth of his bowl-record six touchdown passes, wide receiver **Jacob De Jesus** ran for an 11-yard touchdown to pull the Rebs to within five before KU eventually pulled away. UNLV's final score of the night came on a 50-yard catch and run by **Senika McKie**.

UNLV, which still finished with its most wins since 1984, fell to 1-2

all-time vs. Kansas and 3-2 in bowl games.

Defensive back **Cameron Oliver** was the most effective defender on the field Tuesday in a game that featured nearly a 1,000 combined offensive yards, totaling five tackles (four solo), grabbing two interceptions, forcing a fumble and posting another pass breakup. He became the first Rebel to have more than one interception in a bowl game.

All-America wide receiver White III caught seven passes for 97 yards to tie the UNLV record for receptions in a season with 88, joining **Ryan Wolfe** (2008) and **Randy Gatewood** (1994). White closed his junior campaign with 1,483 yards, which is 137 yards more than the previous school record for one season.




**Ricky White (far right) hauled in seven catches for 97 yards and a TD against Kansas at Chase Field.**

## 2023 GUARANTEED RATE BOWL

**KANSAS 49**  
**UNLV 36**

**DEC. 26, 2023**  
**CHASE FIELD**  
**PHOENIX, ARIZ.**  
**ATT. 26,478**



KANSAS 7 21 021 -- 49  
UNLV 7 314 12 -- 36

### FIRST QUARTER

UNLV—Davis 3-yard run (Pizano kick), 11:07

KU—Grimm 6-yard pass from Bean (Keller kick), 2:05

### SECOND QUARTER

KU—Grimm 60-yard pass from Bean (Keller kick), 11:37

KU—Arnold 15-yard pass from Bean (Keller kick), 7:57

KU—Neal 1-yard run (Keller kick), 1:21

UNLV—Pizano 40-yard field goal, 0:00

### THIRD QUARTER

UNLV—Zeon III 5-yard pass from Maiava (Pizano kick), 12:15

UNLV—White 37-yard pass from Maiava (Pizano kick), 10:30

### FOURTH QUARTER

KU—Arnold 40-yard pass from Bean (Keller kick), 14:52

UNLV—De Jesus 11-yard run (Pizano kick), 12:06

KU—Arnold 56-yard pass from Bean (Keller kick), 11:10

KU—Grimm 43-yard pass from Bean (Keller kick), 8:16

UNLV—McKie 50-yard pass from Maiava (Pizano kick), 6:27

TEAM STATISTICS	KU	UNLV
First Downs	22	23
Rushes-yards	39-142	24-95
Passing yards	449	291
Passes-Comp.-Att.-Int.	19-28-3	24-35-2
Total Offense	591	386
Punt Returns - Yards	1-11	0-0
Kickoff Returns - Yards	6-103	5-78
Interceptions - Yards	2-15	3-0
Fumble Returns - Yards	0-0	0-0
Sacks By - Yards	1-11	1-2
Punts - Avg.	2-33.5	3-52.7
Fumbles - Lost	2-0	1-0
Penalties - Yards	18-216	9-99
Time of Possession	34:06	25:54



### INDIVIDUAL STATISTICS

**RUSHING**—(UNLV) De Jesus 6-40, Davis 13-37, Maiava 4-16, Irvin Jr. 1-1, Conerly 1-3. (KU) Neal 20-71, McDuffie 4-26, Bean 6-21, Skinner 1-6.

**PASSING**—(UNLV) Maiava 24-35-3-291. (KU) Bean 19-28-6-449.

**RECEIVING**—(UNLV) White 7-97, De Jesus 8-95, McKie 4-78, Ballungay 2-17, Zeon III 1-5, Davis 1-1. (KU) Grimm 4-160, Arnold 6-132, Skinner 2-80, Fairchild 2-29, Wilson 1-23, Casey 2-22, Neal 1-3, Cardell 1-0.

**INTERCEPTIONS**—(UNLV) Oliver 2-0, Turner 1-0. (KU) Bryant 1-15, Young 1-0.

**TACKLE LEADERS**—(UNLV) Baldwin - 11, Thompkins - 8, McDuffie - 7. (KU) Logan - 9



# REBEL BOWL GAME RECORDS



## TEAM RECORDS

### RUSHING

**Most Attempts:** 47 vs. Arkansas, 2000 Las Vegas  
**Fewest Attempts:** 27 vs. North Texas, 2014 Heart of Dallas

**Most Net Yards:** 301 vs. Central Michigan, 1994 Las Vegas  
**Fewest Net Yards:** 66 vs. North Texas, 2014 Heart of Dallas

**Highest Average:** 7.2 vs. Central Michigan, 1994 Las Vegas  
**Lowest Average:** 2.4 vs. North Texas, 2014 Heart of Dallas

**Most Rushing Touchdowns:** 3 vs. Central Michigan, 1994 Las Vegas

**Fewest Rushing Touchdowns:** 0 vs. North Texas, 2014 Heart of Dallas

### PASSING

**Most Attempts:** 41 vs. North Texas, 2013 Heart of Dallas  
**Fewest Attempts:** 17 vs. Arkansas, 2000 Las Vegas

**Most Completions:** 24 vs. Kansas, 2023 Guaranteed Rate  
**Fewest Completions:** 12 vs. Arkansas, 2000 Las Vegas

**Most Yards:** 291 vs. Kansas, 2023 Guaranteed Rate  
**Fewest Yards:** 196 vs. North Texas, 2014 Heart of Dallas

**Highest Completion Percentage:** .706 vs. Arkansas, 2000 Las Vegas  
**Lowest Completion Percentage:** .536 vs. North Texas, 2013 Heart of Dallas

**Most Passing Touchdowns:**  
 3 vs. Kansas, 2023 Guaranteed Rate  
 3 vs. Arkansas, 2000 Las Vegas  
 3 vs. Central Michigan, 1994 Las Vegas  
**Fewest Passing Touchdowns:** 2 vs. Toledo, 1984 California  
 2 vs. North Texas, 2014 Heart of Dallas

**Most Passes Had Intercepted:**  
 2 vs. Kansas, 2023 Guaranteed Rate  
**Fewest Passes Had Intercepted:**  
 0 vs. Arkansas, 2000 Las Vegas  
 0 vs. Central Michigan, 1994 Las Vegas

### TOTAL OFFENSE

**Most Plays:** 69 vs. Central Michigan, 1994 Las Vegas  
**Fewest Plays:** 56 vs. Toledo, 1984 California

**Most Yards:** 589 vs. Central Michigan, 1994 Las Vegas  
**Fewest Yards:** 262 vs. North Texas, 2014 Heart of Dallas

**Highest Average Per Play:**  
 8.5 vs. Central Michigan, 1994 Las Vegas  
**Lowest Average Per Play:**  
 3.9 vs. North Texas, 2013 Heart of Dallas

### SCORING

**Most Points Scored**  
 Quarter: 17 vs. Central Michigan, 1994 Las Vegas (2nd)  
 17 vs. Toledo, 1984 California (3rd)  
 (1st): 14 vs. Central Michigan, 1994 Las Vegas  
 (2nd): 17 vs. Central Michigan, 1994 Las Vegas  
 (3rd): 17 vs. Toledo, 1984 California  
 (4th): 10 vs. Arkansas, 2000 Las Vegas  
 Half: 31 vs. Central Michigan, 1994 Las Vegas (1st)  
 (1st): 31 vs. Central Michigan, 1994 Las Vegas  
 (2nd): 21 vs. Central Michigan, 1994 Las Vegas  
 Game: 52 vs. Central Michigan, 1994 Las Vegas

**Fewest Points Scored**  
 Half: 7 vs. North Texas, 2014 Heart of Dallas (1st & 2nd)  
 Game: 14 vs. North Texas, 2014 Heart of Dallas

### ALL-TIME RECORD: 3-2

1984 California Bowl, Fresno, Calif.: UNLV 30, Toledo 13  
 1994 Las Vegas Bowl, Las Vegas: UNLV 52, Central Michigan 24  
 2000 Las Vegas Bowl, Las Vegas: UNLV 31, Arkansas 14  
 2014 Heart of Dallas Bowl, Dallas, Texas: North Texas 38, UNLV 14  
 2023 Guaranteed Rate Bowl, Phoenix, Ariz.: Kansas 49, UNLV 36

**ATTENDANCE:** 38,380, vs. North Texas, 2014 Heart of Dallas Bowl

**Most Touchdowns:** 7 vs. Central Michigan, 1994 Las Vegas  
**Fewest Touchdowns:** 2 vs. North Texas, 2014 Heart of Dallas

**Most Field Goals:** 1, four times

### DEFENSIVE RECORDS

**Most Yards Allowed:** 591 vs. Kansas, 2023 Guaranteed Rate

**Fewest Yards Allowed:** 298 vs. Arkansas, 2000 Las Vegas

**Highest Average Yards Per Play:** 8.8 vs. Kansas, 2023 Guaranteed Rate

**Lowest Average Yards Per Play:** 4.0 vs. Toledo, 1984 California

**Most Rushing Yards Allowed:** 203 vs. Toledo, 1984 California

**Fewest Rushing Yards Allowed:** 115 vs. Arkansas, 2000 Las Vegas

**Highest Average Yards Per Rush:** 3.8 vs. Toledo, 1984 California

**Lowest Average Yards Per Rush:** 3.0 vs. Central Michigan, 1994 Las Vegas


**Most Passing Yards Allowed:** 449 vs. Kansas, 2023 Guaranteed Rate

**Fewest Passing Yards Allowed:** 137 vs. Toledo, 1984 California


**Most Interceptions:** 3 vs. Kansas, Guaranteed Rate

**Fewest Interceptions:** 0 vs. Toledo, 1984 California  
 0 vs. North Texas, 2014 Heart of Dallas

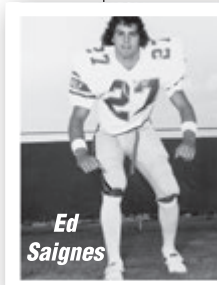
**Most Sacks By:** 7 vs. Central Michigan, 1994 Las Vegas



DeJohn Branch



Nate Turner



Ed Saignes

## INDIVIDUAL RECORDS

### RUSHING

**Most Attempts:** 15, Caleb Herring vs. North Texas, 2014 Heart of Dallas  
**Most Rushing Yards:** 125, DeJohn Branch vs. Central Michigan, 1994 Las Vegas

**Highest Average Yards Per Rush (Min. 10 Att.):**  
 9.6, DeJohn Branch vs. Central Michigan, 1994 Las Vegas

**Most Rushing Touchdowns:** 3, Henry Bailey vs. Central Michigan, 1994 Las Vegas

**Longest Rushing Play:** 56, DeJohn Branch vs. Central Michigan, 1994 Las Vegas

### PASSING

**Most Attempts:** 41, Caleb Herring vs. North Texas, 2014 Heart of Dallas

**Most Completions:** 24, Jayden Maiava vs. Kansas, 2023 Guaranteed Rate

**Most Yards:** 291, Jayden Maiava vs. Kansas, 2023 Guaranteed Rate

**Highest Completion Percentage:** .706, Jason Thomas vs. Arkansas, 2000 Las Vegas

**Most Passing Touchdowns:** 3, Jayden Maiava vs. Kansas, 2023 Guaranteed Rate  
 3, Jason Thomas vs. Arkansas, 2000 Las Vegas

**Most Passes Had Intercepted:** 2, Jayden Maiava vs. Kansas, 2023 Guaranteed Rate

**Longest Pass Play:** 57, Randall Cunningham to Michael McDade vs. Toledo, 1984 California

### RECEIVING

**Most Receptions:** 10, Devante Davis vs. North Texas, 2014 Heart of Dallas

**Most Receiving Yards:** 126, Nate Turner vs. Arkansas, 2000 Las Vegas

**Highest Average Yards Per Reception (Min. 5 Rec.):** 20.2, Henry Bailey vs. Central Michigan, 1994 Las Vegas

**Most Receiving Touchdowns:** 2, Nate Turner vs. Arkansas, 2000 Las Vegas

### TOTAL OFFENSE

**Most Plays:** 37, Caleb Herring vs. North Texas, 2013 Heart of Dallas

**Most Yards:** 289, Randall Cunningham vs. Toledo, 1984 California

**Highest Average Per Play:** 9.2, Jason Thomas vs. Arkansas, 2000 Las Vegas

### ALL-PURPOSE

**Most Yards:** 195, Jacob De Jesus vs. Kansas, 2023 Guaranteed Rate

### SCORING

**Most Points:** 24, Henry Bailey vs. Central Michigan, 1994 Las Vegas

**Most Touchdowns:** 4, Henry Bailey vs. Central Michigan, 1994 Las Vegas

**Most Two-Point Conversions:** None

**Longest Scoring Rushing Play:** 49, Henry Bailey vs. Central Michigan, 1994 Las Vegas

**Longest Scoring Pass Play:** 54, Jason Thomas to Troy Mason vs. Arkansas, 2000 Las Vegas

### KICKING

**Most Field Goals:** 1, four times

**Longest Field Goal:** 40, Jose Pizano vs. Kansas, 2023 Guaranteed Rate

**Most PAT:** 7, Nick Garritano vs. Central Michigan, 1994 Las Vegas

**Most Points:** 10, Nick Garritano vs. Central Michigan, 1994 Las Vegas

### PUNTING

**Most Punts:** 6, Logan Yunker vs. North Texas, 2014 Heart of Dallas

**Highest Punting Average:** 52.7, Marshall Nichols vs. Kansas, 2023 Guaranteed Rate

**Longest Punt:** 57, Marshall Nichols vs. Kansas, 2023 Guaranteed Rate

### RETURNS

**Most Punt Returns:** 5, Troy Mason vs. Arkansas, 2000 Las Vegas

**Most Punt Return Yards:** 51, Troy Mason vs. Arkansas, 2000 Las Vegas

**Highest Punt Return Average:** 11.3, Randy Gatewood vs. Central Michigan, 1994 Las Vegas

**Longest Punt Return:** 27, Randy Gatewood vs. Central Michigan, 1994 Las Vegas

**Most Kickoff Returns:** 3, Marcus Sullivan vs. UNT, 2014 Heart of Dallas  
 3, Kofi Banks vs. Central Michigan, 1994 Las Vegas

**Most Kickoff Return Yards:** 77, Marcus Sullivan vs. North Texas, 2013 Heart of Dallas

**Highest Kickoff Return Average:** 22.0, Ickey Woods vs. Toledo, 1984 California

**Longest Kickoff Return:** 39, Ickey Woods vs. Toledo, 1984 California

### DEFENSIVE RECORDS

**Tackles:** 11, Johnathan Baldwin vs. Kansas, 2023 Guaranteed Rate

11, Peni Vea vs. North Texas, 2014 Heart of Dallas

11, Jason Davis vs. Central Michigan, 1994 Las Vegas

11, Willie Davis vs. Toledo, 1984 California

**Fumbles Forced:** 1, Cameron Oliver vs. Kansas, 2023 Guaranteed Rate

1, Tajh Hasson vs. North Texas, 2014 Heart of Dallas

1, Tau Lotulelei vs. North Texas, 2014 Heart of Dallas

1, Mark Byers vs. Central Michigan, 1994 Las Vegas

**Fumbles Recovered:** 2, Keith Washington vs. Central Michigan, 1994 Las Vegas

**Longest Fumble Return:** 15, Keith Washington vs. Central Michigan, 1994 Las Vegas

**Interceptions:** 2, Cameron Oliver vs. Kansas, 2023 Guaranteed Rate

**Interception Yards:** 12, Rossie Johnson vs. Central Michigan, 1994 Las Vegas

**Longest Interception Return:** 12, Rossie Johnson vs. Central Michigan, 1994 Las Vegas

**Pass Breakups:** 3, Kevin Thomas vs. Arkansas, 2000 Las Vegas  
 3, Ed Saignes vs. Toledo, 1984 California



## UNLV ACADEMIC ALL-CONFERENCE

### 2023 (35)

Anton Ambuehl, OL  
Thomas Anderson, DB  
Kaleo Ballungay, TE  
Austin Boyd, OL  
Jacob De Jesus, WR  
Jalen Dixon, DL  
Ose Egbase, LB  
Jordan Hanna, LB  
Walker Hardan, LS  
BJ Harris, DB  
Jack Hasz, OL  
DeAngelo Irvin, WR  
Cameren Jenkins, DB  
Ricky Johnson, DB  
Donavyn Lester, RB  
Jayden Maiava, QB  
Tatuo Martinson, DL  
Marsel McDuffie, LB  
Senike Mckie, WR  
Andrew Meono, PK  
Corey Thompson Jr., WR  
Marshall Nichols, P  
Jose Pizano, PK  
Brennon Scott, LB  
Tiger Shanks, OL  
Jalen St. John, OL  
Jai'Den Thomas, RB  
Will Thomas, OL  
Jaxen Turner, DB  
Davone Walden, DB  
Ricky White III, WR  
Alexander Whitmore, DL  
Kris Williams, DB  
Jackson Woodard, LB  
Shelton Zeon III, TE

### 2022-MW (33)

Austin Ajiake, LB  
Harrison Bailey, QB  
Kaleo Ballungay, TE  
Kyle Beaudry, LB  
LeShaun Bell, LB  
Charlton Butt, P  
Jalen Dixon, DL  
Eliel Ehimare, DL  
Naki Fahina, DL  
Austin Fiaseu, LB  
Rex Goossen, LS  
Daniel Gutierrez, PK  
Walker Hardan, LS  
Ricky Johnson, DB  
Ryan Keeler, DL  
Chad Magyar, RB  
Tavis Malakius, DL  
Daviyon McDaniel, OL  
Marsel McDuffie, LB  
Senika Mckie, WR  
Bobby Navarro, LS  
Kue Olotoa, LB  
Aidan Robbins, RB  
Brennon Scott, DL  
Kalvin Souders, WR  
DJ Stuckey, OL  
Davone Walden, DB  
Ricky White III, WR  
Jerrae Williams, DB  
Kris Williams, DB  
Nick Williams, WR  
Jayvaun Wilson, RB  
Shelton Zeon, TE

### 2021-MW (35)

Austin Ajiake, LB  
Kaleo Ballungay, TE  
Kyle Beaudry, LB  
LeShaun Bell, LB  
Clayton Bradley, OL  
Dominic Brown, DB  
Tre Caine, DB  
Jalen Dixon, DL  
Eliel Ehimare, DL  
Naki Fahina, DL  
Cameron Friel, QB  
Dondi Fuller, LB  
Daniel Godfrey, LB  
Rex Goossen, LS

Zyell Griffin, WR  
Daniel Gutierrez, PK  
Phillip Hill, DB  
Jeremiah Houston, DB  
Bryce Jackson, DB  
Ricky Johnson, DB  
Aaron Lewis, DB  
Chad Magyar, RB  
Daviyon McDaniel, OL  
Marcus Phillips, WR  
Tyson Player, DB  
Justin Rogers, QB  
Brennon Scott, LB  
Evan Silva, PK  
Vic Viramontes, LB  
Davone Walden, DB  
Kylan Wilborn, LB  
Charles Williams, RB  
Kyle Williams, WR  
Jacob Windmon, DL  
Shelton Zeon, TE

### 2020-MW (70)\*

Austin Ajiake, LB  
Kaleo Ballungay, TE  
Kyle Beaudry, LB  
LeShaun Bell, LB  
Clayton Bradley, OL  
Matt Brayton, OL  
Spencer Briggs, DB  
Dominic Brown, DB  
Doug Brumfield, QB  
Robert Butler, DB  
Charlton Butt, P  
Tre Caine, DB  
Daniel Caloca, DL  
Jeremy Clark, WR  
Tyleek Collins, WR  
Nathan De Jager, LS  
Jalen Dixon, DL  
Dylan Downing, RB  
Ose Egbase, LB  
Eliel Ehimare, DL  
Austin Fiaseu, DB  
Dondi Fuller, LB  
Julio Garcia, OL  
Jacob Gasser, WR  
Colin Giffen, LB  
Max Gilliam, QB  
Daniel Godfrey, FB  
Rex Goossen, LS  
Marckell Grayson, QB  
Zyell Griffin, WR, FR  
Daniel Gutierrez, PK  
Walker Hardan, LS  
Jameson Helu, DL  
Farrell Hester, LB  
Phillip Hill, DB  
Devynn Holly, DB  
Jeremiah Houston, DB  
Bryce Jackson, DB  
Alven Johnson, DL  
Ricky Johnson, DB  
Jemina Leuta-Ulu, OL  
Aaron Lewis, DB  
Alex Lines, TE  
Tavis Malakius, DL  
Jackson McCullough, OL  
Adam Meyer, TE  
Marcus Miller, OL  
Tim Mosley, DL  
Waisale Muavesi, DL  
Nate Neal, DL  
Kue Olotoa, LB  
Justice Oluwaseun, OL  
Valen Penn, LS  
Marcus Phillips, WR  
Tyson Player, DB  
Seth Robinson, DL  
Simon Robinson, DB  
Brennon Scott, LB, FR  
Tiger Shanks, OL  
Evan Silva, PK  
Kalvin Souders, WR  
Josh Tihada, RB  
Tavai Tuitasi, DL

### 2019-MW (19)

Austin Ajiake, LB  
J.D. Alexander, LB  
Kyle Beaudry, LB  
Matt Brayton, OL  
Tyleek Collins, WR  
Jacob Gasser, WR  
Daniel Gutierrez, PK  
Hayes Hicken, P  
Bryce Jackson, DB  
Rayshad Jackson, LB  
Aaron Lewis, DB  
Gabe McCoy, LB/DE  
Ashton Morgan, OL  
Jamaal Neal, FB  
Nate Neal, DE  
Justice Oluwaseun, OL  
Vic Viramontes, LB  
Javin White, LB  
Charles Williams, RB

### 2018-MW (28)

Austin Ajiake, LB  
J.D. Alexander, LB  
Dalton Baker, DB  
Noah Bean, TE  
Tyleek Collins, WR  
Greg Francis, DB  
Brandon Gahagan, WR  
Max Gilliam, QB  
Nathan Guzman, LS  
Farrell Hester, LB  
Hayes Hicken, P/PK  
Bryce Jackson, DB  
Tyree Jackson, RB  
Niko Kresovitch, LS  
Chad Magyar, RB/LB  
Gabe McCoy, LB  
Jamaal Neal, TE  
Nate Neal, DL  
Justice Oluwaseun, OL  
Evan Owens, RB  
Darren Palmer, WR  
Zyell Griffin, WR, FR  
Myles Plummer, DB  
Jacob Rominger, LB  
Cody Scherff, TE  
Javin White, LB  
Charles Williams, RB  
Darren Woods, WR

### 2017-MW (26)

Aaron Borg, LB  
Devonte Boyd, WR  
Christian Clapp, WR  
Riley Erickson, P  
Greg Francis, DB  
Brandon Gahagan, WR  
Julio Garcia, OL  
Daniel Gutierrez, PK  
Farrell Hester II, LB  
Tariq Hollandsworth, RB  
Mike Hughes Jr., DL  
Joseph Lang, LS  
Nate Neal, DB  
Jameer Outsey, DL  
Evan Owens, RB  
Kurt Palandech, QB  
Darren Palmer, WR/DB  
Evan Pantels, PK  
Ty Jason Roberts, DB  
J'Onndray Sanders, OL  
Kyle Saxelid, OL  
Cody Scherff, TE  
Chauncey Scissum, DB  
Drew Tejchman, WR  
Charles Williams, WR  
Darren Woods, WR

Vic Viramontes, LB  
Davone Walden, DB  
Malik Wesley, WR  
Charles Williams, RB  
Kyle Williams, WR  
Nohl Williams, DB  
Tyler Yoder, TE  
**\*Covid-19 altered criteria**

### 2016-MW (11)

Aaron Borg, LB  
Nicolai Bormand, PK  
Christian Clapp, WR  
Julio Garcia, OL  
Will Kreitler, OL  
Joe Lang, LS  
Kurt Palandech, QB  
Marc Philippi, FB  
Andrew Price, TE  
Kyle Saxelid, OL  
Darren Woods, WR

### 2015-MW (9)

Nicolai Bormand, PK  
Blake Decker, QB  
Mike Hughes Jr., DL  
Will Kreitler, OL  
Kurt Palandech, QB  
Andrew Price, TE  
J'Onndray Sanders, OL  
Kyle Saxelid, OL  
Anthony Williams, WR

### 2014-MW (15)

Taylor Barnhill, TE  
Brett Boyko, OL  
Andrew Casey, TE  
Blake Decker, QB  
Trent Langham, LB  
Maika Mataaele, WR  
Andrew Oberg, OL  
Marc Philippi, LB  
Jordan Sparkman, DL  
Sivea Vaessau, DL  
Robert Waterman, OL  
Anthony Williams, WR

### 2013-MW (18)

Taylor Barnhill, TE  
Tyler Bergsten, TE  
Brett Boyko, OL  
Aaron Criswell, WR  
Max Ehlert, LB  
Tyler Gaston, DL  
Tim Hasson, LB  
Maika Mataaele, WR  
Andrew Oberg, OL  
Marc Philippi, LB  
Andrew Price, TE  
Jerry Rice Jr., WR  
Brian Roth, OL  
Jordan Sparkman, DL  
Sivea Vaessau, DL  
Matt Viñal, DB  
Robert Waterman, OL  
Anthony Williams, WR

### 2012-MW (18)

Trent Allmang-Wilder, DL  
Taylor Barnhill, TE  
Tyler Bergsten, TE  
Brett Boyko, OL  
Kenneth Brown, DB  
Perry Cooper, LB  
Max Ehlert, LB  
Tyler Gaston, DL  
Tim Hasson, LB  
Max Johnson, TE  
Maika Mataaele, WR  
Andrew Oberg, OL  
Aaron Reed, TE  
Brian Roth, OL  
Nick Sherry, QB  
Jordan Sparkman, DL  
Robert Waterman, OL  
Anthony Williams, WR

### 2011-MW (13)

Trent Allmang-Wilder, DL  
Taylor Barnhill, QB  
Drew Tejchman, WR  
Kenneth Brown, DB

Perry Cooper, LB  
Devante Davis, WR  
Tyler Gaston, DL  
Daniel Harper, DB  
Tim Hasson, LB  
Chase Lansford, P  
Sean Reilly, QB  
Anthony Vidal, TE  
Robert Waterman, OL

### 2010-MW (12)

David Blair, LB  
Ian Bobak, DL  
Tyler Gaston, DL  
Tim Hasson, LB  
Tate Knutson, WR  
Brendon Lamers, P  
Matt Murphy, OL  
Kjelby Oiland, DL  
Beau Orth, LB  
Aaron Reed, WR  
Travis Trickey, LB  
Anthony Vidal, TE

### 2009-MW (17)

Rodelin Anthony, WR  
Mark Barefield, WR  
David Blair, LB  
Omar Clayton, QB  
Mike Donato, OL  
John Gianninoto, OL  
Kamu Kapanui, LS  
Tate Knutson, WR  
Andrew Mack, OL  
Marquel Martin, DB  
Matt Murphy, OL  
Beau Orth, LB  
Ryan Tillman, DB  
Travis Trickey, LB  
Shane Watterson, OL  
Ryan Wolfe, WR  
Doug Zismann, OL

### 2008-MW (20)

Rodelin Anthony, WR  
Omar Clayton, QB  
C.J. Cox, RB  
Mike Donato, OL  
Casey Flair, WR  
Jacob Hales, DL  
Ben Jaekle, PK  
Mario Jeberaeel, OL  
Kamu Kapanui, LS  
Terrance Lee, DB  
Evan Marchal, OL  
Matt Murphy, OL  
Beau Orth, LB  
Phillip Payne, WR  
Deante Purvis, DB  
Martin Tevaseu, DL  
Ryan Tillman, DB  
Ryan Wolfe, WR  
Rusty Worthen, LB  
Ryan Worthen, RB

### 2007-MW (16)

Rodelin Anthony, WR  
Omar Clayton, QB  
Casey Flair, WR  
John Gianninoto, OL  
Jacob Hales, DL  
Shane Horton, DB  
Mario Jeberaeel, OL  
Tate Knutson, WR  
Evan Marchal, OL  
Marquel Martin, DB  
Mike McKiski, OL  
Sifa Moala, OL  
Matt Murphy, OL  
Richie Plunkett, OL  
Ryan Wolfe, WR  
Ryan Worthen

### 2006-MW (14)

Rodelin Anthony, WR  
KC Asiodu, LB  
Chris Butler, TE  
Tony Cade, DB  
Casey Flair, WR  
Sean Hales, DL  
Mario Jeberaeel, OL  
Maquel Martin, DB  
Mike McKiski, OL  
Aaron Mueller, C  
Aaron Stratten, WR  
Ryan Tillman, DB  
Ryan Wolfe, WR  
Ryan Worthen, FB

### 2005-MW (7)

Casey Flair, WR  
Jacob Hales, DE  
Ryan Heise, DL  
Jarrod Jackson, QB  
Kamu Kapanui, FB  
Mike McKiski, OL  
Ryan Worthen, FB

### 2004-MW (8)

Reggie Butler, LB  
Tyler Crandal, OL  
Michael Freund, TE  
Tim Goins, OL  
Mike McKiski, OL  
Kurt Nantkes, QB  
Hubi Schulze Zumkley, PK  
Ryan Welter, LB

### 2003-MW (10)

Reggie Butler, LB  
Ryan Claridge, LB  
Tyler Crandal, OL  
Larry Croom, RB  
Chris Eagen, DE  
Michael Freund, TE  
Kurt Nantkes, QB  
David Olsen, DB  
Derek Olsen, DB  
Dillon Pfeffer, PK

### 2002-MW (9)

Bill Cofer, LB  
Larry Croom, RB  
Michael Freund, TE  
Joe Haro, RB  
Kurt Nantkes, QB  
David Olsen, DB  
Evan Marchal, OL  
Toby Smeltzer, WR  
Chameion Sutton, DB

### 2001-MW (7)

Joe Haro, RB  
Kurt Nantkes, QB  
Derek Olsen, DB  
Dillon Pfeffer, PK  
Hubi Schulze Zumkley, PK  
Toby Smeltzer, WR  
Trevaun Sorensen, DE

### 2000-MW (9)

Bill Cofer, LB  
John Greer, OL  
Ryan Hanson, QB  
Joe Haro, DB  
Joel Menendez, OL  
Dillon Pfeffer, PK  
Nate Rydalch, WR  
Toby Smeltzer, WR  
Trevaun Sorensen, TE

### 1999-MW (11)

Bill Cofer, LB  
BJ Edwards, FB  
Kris Fisher, TE  
John Greer, OL  
Joe Haro, RB

Blake Livingood, OL  
Tim O'Reilly, PK  
Jason Palmucci, LB  
Danny Pacheco, OL  
Nate Rydalch, WR  
Toby Smeltzer, DB

### 1998-WAC (5)

Kawika Batoon, DB  
Brandon Ellena, OL  
John Greer, OL  
Blake Livingood, OL  
Tim O'Reilly, PK

### 1997-WAC (8)

Kawika Batoon, DB  
Rob Bone, QB  
Brandon Ellena, OL  
John Greer, OL  
Tim O'Reilly, PK  
Mac Smith, OL  
Chad Reed, QB  
Mike Reily, OL

### 1996-WAC (3)

Rob Bone, QB  
Mike Reily, OL  
Mac Smith, OL

### 1995-BIG WEST (3)

Mike Reily, OL  
David White, TE

### 1994-BIG WEST (4)

Brad Faunce, P  
Darin Lovat, OL  
Howard McGowan, OL  
David White, TE

### 1993-BIG WEST (4)

Brad Faunce, P  
Howard McGowan, OL  
Jonathan Perez, RB  
David White, QB

# ALL-TIME LETTERMEN



## A



ANTHONY

AAITUI, Isaako (DL)	99	2007-08-09-10
ABDUL MALIK, Saeed (DL)	97	1999
ACKERLEY, John (HB)		1968-69
ACOSTA, Sid (OL)	70	2018-19
AFALAVA, Soli (DB)	15	2016-17-18-19
AGUAYO, Sergio (PK)	18/10	2004-05-06-07
AGUERO, Mario (QB)	11	1969
AJIAKE, Austin (RB-LB)	27	2018-19-20-21-22
ALBERT, Daego (DB)	40	2022-23
ALBERTS, Steve (DL)	94	1987
ALEXANDER, JD (LB)	40	2018-19
ALLEN, Austin (LB)	47	1999
ALLEN, Harvey (DB)	44	1982-83-84-85
ALLMANG-WILDER, Trent (DL)	47	2011-12
ALONZO, George (WR)	81	1984
ALDRIDGE, Waymon (WR)	86	1981-82
ALOVAO, Faolo (DL)	68	1998
AMBUHEL, Anton (OL)	75	2023
AMREIN, Todd (PK)	18	1989-90
ANDERSON, Corey (WR)	7	2005-06
ANDERSON, Eric (TE)	98/85	1977-78
ANDERSON, Steve (DT)	92	1992-93
ANDERSON, Thomas (DB)	36	2023
ANDREWS, Dominic (DE)	98	1995
ANDREWS, Jimmie (DB)	24	1973-74
ANDREWS, John (LB)	52	2003-04
ANDREWS, Vann (TE)	88	1979
ANSOLABEHERE, Benji (OL)		1970-71
ANTHONY, Charles (DB)	34/4	1987-88-89-90
ANTHONY, Rodelin (WR)	84	2006-07-08-09
ANTON, Mike (WR)		1972
ARANA, Dan (QB)		1971-72
ARCENEAUX, Rene (Manager)		1968
ARMSTRONG, Auntwan (DB)	22	1990-91-92-93
ASIATA, Johan (OL)	78	2007-08
ASIODU, K.C. (DB)	30	2005-06-07
ASNARAN, Chris (DL)	95	2004
AUSTIN, Trey (DB)	13	2018
AUSTIN, Wesley (WR)	46	1975-76
AUSTRIE, Evan (DB)	17	2016-17-18-19
AZIZ, Ammir (DL)	90	2015-18

## B



BRISCO

BABINEAUX, Brandon (WR)	83	2010
BAILEY, Harrison (QB)	5	2022
BAILEY, Henry (RB)	83/33	1991-92-93-94
BAINBRIDGE, Brent (OL)	75	1978
BAIR, Brandon (OL)	69	1999-2000-01
BAIRD, Kevin (TE)	82	2002-03-04
BAKER, Brandon (DB)	25	2013-14
BAKER, Carlos (WR)	82	1995-96-97-98
BAKER, Dalton (DB)	33	2015-16-17-18
BALDWIN, Dominic (DL)	84/97	2013-14-15-16
BALDWIN, Johnathan (DB)	21	2021-22-23

BALLARD, Patrick (WR)	85	2019-21
BALLUNGAY, Kaleo (TE)	19	2021-22-23
BANKS, Kofi (WR)	82	1993-94
BANKS, Ron (SS-LB)	39/18	1987-88
BAREFIELD, Mark (WR)	80	2009-11
BARNES, Deon (WR)	85	2001-02
BARNES, Derrick (WR)	81	2002
BARNES, Jeff (LB)	54	1987
BARNETT, Dean (TE)	93/84	1978-79
BARNHILL, Taylor (QB-TE-H)	16	2011-12-13-14
BARRELLS, Leif (LB)	26	1989
BARRERA, Bob (DE-OL)	99/70	1980-81
BARRETT, Jordan (TE)	41	2009
BARRETT, Thomas (DB)	26	1982
BARSUHN, Dana (PK)	80/13	1997-98
BASS, Kevin (LB)	52	1994-95
BATES, Lee (OL)		1968
BATOON, Kawika (DB)	20	1997-98
BATTON, Bobby (RB)	20	1978-79
BAUCHAM, Bennie (DB)	32	1977
BAXTER, Michael (OL)	77	1981
BAYER, James (LB)	46	1982
BEALER, Mark (DL-LB)	95/57	1995-96-97-98
BEALL, Dave (DE-LB)	80	1974-75-76-78
BEAN, Noah (TE)	46, 11	2018-19-20
BEAUCHAMP, Jason (DE-LB)	33	2006-07-08-09
BEAUDRY, Kyle (LB)	44	2019-20-21-22
BEAVERS, Darrell (DB)	23	1975-76
BEAVERS, Jerry (DB)	14	1968-69
BEAVERS, Marlon (DB)	29	1973-74-75-76
BECKER, Jacob (OL)	79	2016
BEDARD, Jordan (PK)	18	1995-96
BEDICH, George (WR)		1970
BEHRENDSEN, Rich (OT)	72	1974-75-76-77
BELL, Beau (LB)	47/2	2004-05-06-07
BELL, B.J. (DL)	92	2010-11
BELL, LeShaun (LB-DE)	9	2020-21-22
BELL, Mike (WR)	31	1994
BELL, Ronnie (DB)	45	1972-73-74
BELL, Zach (DB-LB)	46	2001-02-03-04
BELLAMY, Nobie (WR)	82	1989
BERGSTEN, Tyler (TE)	89	2012-13
BETHKE, Brian (QB)	7	1976
BEVERLY, Keith (RB)	33	1974
BIAS, Shawn (OL)	54	1983-84
BIGGS, David (DB)	31	2008
BIGGS, Ron (OL)		1986
BIRITZ, Joe (OL)	63/59	1990-91
BITTEL, David (DE)		1968-69
BITTNER, Norm (LB)	41	1977-79
BLACK, Derek (RB)	3	1990-91
BLACK, Randy (DB)	22	1997-98-99-2000
BLACK, Tim (DL)	59	1996-97
BLAIR, David (LB)	58	2009
BLAKEFIELD, Jerry (OL)	70	1985-86
BLOOMER, Chanti (DB)	36/6	2004-05
BLUE, Anthony (DB)	14/1	1983-84-85-86
BLUNT, Sean (DB)	31	1984-85-86-87
BOBAK, Ian (DL)	97	2010-11
BORG, Aaron (LB)	49	2016-17
BONE, Rob (QB)	16	1995-96-97
BOOKER, Bill (DL)		1970
BOONE, Royce (RB)	29	2002
BORNAND, Nicolai (K/LB)	40	2013-14-15-16
BOSSERT, Courtney (OL)	55	1974-76
BOULDIN, Kent (TE)		1972
BOWDEN, Ty (DB)	28/27	1992-93

BOWEN, Eugene (QB)	9	1985-86
BOWLES, Ken (WR)	1	1976
BOWSER, Chris (OL)	77	2004-05-06
BOYCE, Salah (DB)	31	2016
BOYD, Austin (OL)	79	2023
BOYD, Devonte (WR)	80/83	2014-15-16-17
BOYKIN, Patrick (DL)	71	1984-85-86
BOYKO, Brett (OL)	69	2011-12-13-14
BRADFORD, Dionza (RB)	33	2011
BRADLEY, Adrian (LB)	52	2006-07
BRADLEY, Clayton (OL)	76	2020-21
BRADLEY, Ed (LB-C)	97/50/51	1975-78-79
BRADDOCK, George (LB)		1972
BRANCH, DeJohn (RB)	20	1993-94-95
BRANCH, Jim (DL)		1971
BRANDON, Sam (WR-SS)	42	1998-2000-01
BRANER, Bob (OL)	59	1973-74
BRASILE, Sonny (QB)		1972
BRASSINGTON, Garrett (DL)	93	2001-02
BRAY, Craig (WR)	40	1973-74
BRAYTON, Matt (OL)	72	2018-19-20
BRENCE, Beau (DE-FB)	48	2009-10-11-12
BREWER, Randy (TE)	87	1992-93-94
BRICKELL, Tyler (LB)	48	1997-98-99-2000
BRIDGES, Chris "Bo" (TE)	83	1984-85-86-87
BRIGGS, Ahmad (DL)	90	1999-2000-01-02
BRIGHTMON, Darin (RB)	32	1986-87-88-89
BRILEY, Jaiil (DL)	90	2019
BRIMMER, Jamaal (DB)	27	2001-02-03-04
BRISCO, Amar (WR-DB)	6/5	1995-97-98-99-2000
BROCK, Mike (DB)		1972-73
BROCKMAN, Sonny (DB)		1973
BROGDON, Chris (RB)	27	2006-07-08-09
BROOKS, Alonzo (DL)	85	1979
BROOKS, Mike (LB)		1968
BROOKS, Preston (DE)	91	2008-09-10
BROWN, Anthony (DB)	42/36	1995-96-97-98
BROWN, Byron (RB)	24	1982-84
BROWN, Connie (FS)	13	2002
BROWN, Corbin (DB)	31	2011
BROWN, David (WR)	13	1983-84
BROWN, DeWayne (OL)	79	1982-83
BROWN, Dominic (DB)	2/11	2020-21
BROWN, Eric (OL)	68	2019
BROWN, Greg (WR)		1970-71
BROWN, Jared (QB)	7	1994-95
BROWN, Jeff (DB)	29	2005
BRWON, Justin (WR)	86	2015
BROWN, Kevin (RB)	4	2000
BROWN, Michael (WR-CB)	25	1990-91-92
BROWN, Prince (DL)	90	2006
BROWN, Randy (OL)	60	1976
BROWN, Kenny (CB)	20	2010-11-12
BROWN, Tanner (P-PK)	38	2020
BRUMFIELD, Doug (QB)	17	2020-22-23
BRUNETTE, Andre (CB)	41	1994-95-96
BRYAN, Kyle (OL)	51	1981-82-83-84
BRYAN, Marcus (OL)	75	2004-05-06
BRYANT, Andy (OL)		1988
BRYANT, Cobe (OL)	57	2022
BUDAK, Dan (DB)	3	1977-78
BURNETT, Deon (RB)	20	2002-03
BURNSIDE, Bryan (LB)	24	1987
BURRIS, Sam (WR)	8	1980
BURRUS, Tosh (LB)	18	1999-2000-01
BURSEY, Lorenzo (WR/DB)	89/21	2007-08
BURTON, Tony (RB)	27	1995-96

BUTLER, Chris (TE)	87	2006-07
BUTLER, MacArthur (LB)	90	1982
BUTLER, Mark (DL)	56	1982
BUTLER, Reggie (LB)	32	2003-04
BUTT, Charlton (P-H)	46	2020-22
BUZICK, Steve (RB)	40	1968-69
BYERS, Mark (LB)	48	1993-94
BYWATERS, Tom (DB)	43	1974-75

## C



CHEETANY

CADE, Tony (DB)	23	2006-07
CAGAANAN, Dorian (DL)	99	1981-82
CAHILL, Mark (QB)		1976
CAIN, Charles (OL)	78/61	1980-81-82
CAINE, Tre (DB)	29	2020-21
CALANCHE, Ernie (OL)	60	2000-01
CALDWELL, Jaron (OL)	75	2016-17-18-19
CALDWELL, Jeff (RB)	27	1975
CALLAHAN, Roy (RB)	30	1974
CALVIN, Victor (DL-LB-TE)		1968
CAMAC, Fisher (DL)	28	2023
CAMPBELL, Brian (LB)	41	1983-84
CAMPBELL, DeShannon (DT)	93	1993-94
CAMPBELL, Xzaviar (RB)	35	2015-16-17-18
CANTERBERRY, Dietrich (DL)	91	2000-01-02-03
CARANO, Glenn (QB)	12	1974-75-76
CALDWELL, Jarron (OL)	75	2020
CARDWELL, Derek (RB)		1973
CARHEE, Artis (RB)	3/2	1979-80
CARILLO, Paul (DT)	90	1994-95
CARMONA, George (LB)	46	2016
CARROLL, Patrick (OL)	65	2014-15
CARTER, Bernie (DL)		1968
CARTER, Blanchard (OL)	71	1974-75-76
CARTER, Ira (DE)	91	1977
CARTER, Nate (LB)	55/36	2008-09-10-11
CARVER, Mel (RB)	24	1980-81
CARTER, Tyrone (DB)	47/9	1987-88
CARTER, Zavier (DE)	11	2023
CASEY, Andrew (TE)	86	2013-14
CASEY, Bill (QB)	15	1968
CASON, Pat (DB)	17/44	1976-77-78-79
CASTRO, Brian (OL)	77	1994-95
CASTRO, Terry (DL)	98	1987
CATALANO, Dan (LB)	35	2005
CATCHINGS, Bryan (OL)	63	2019
CAVARRETTA, Mike (LB)	54	1978
CHAPMAN, Dan (OL)		1982
CHANDLER, Will (DB)	2	2008-09-10-11
CHARLES, Deriek (WR)		1995-96
CHEETANY, Ray (P-PK)	39	1999-2000
CHESS, Bob (OL)	61	1973-74-75
CHESS, Rocky (DB)	13	1981
CHEVALIER, Michael (OL)	77	2016-17
CHILDERS, Charles (DB)	19	2010-11
CHOMKO, Bryan (DB)		1990
CHRISTIAN, Aaron (DL)	79	1987-88-89-90
CHRISTIE, Walter (DE)		1968-69
CHUDD, Mike (PK)	18	1992-93
CIMORELLI, Gene (DB-RB)	29	1986-87-88
CLANCEY, Mike (DB)	31	2002-03

CLAPP, Christian (WR)	82/85	2015-16-17
CLARIDGE, Ryan (LB)	49	2000-01-03-04
CLARK, Efrém (DL)	96	2013-15
CLARK, Jeremy (WR)	18	2019-20
CLARKE, Dave (LB)	53/39	1988-89-90
CLARKSON, Tom (OL)	71	2015
CLAUSEN, Mike (QB)	6	2008-09-10-11
CLAYTON, Omar (QB)	15/2	2007-08-09-10
CLEVELAND, Wayne (DL)		1971-72
CLIFFORD, Ryan (TE)	94	2001-02-03
CLOUGH, Keith (LB)	49	1990-92-93-94
COBB, Brian (RB)	31	1976-77
COBB, Robert (WR)	87	1978-79-80
COFER, Bill (LB-DE)	59	1999-2000-01-02
COFFMAN, Bobby (DB)	9	1995-96
COLEMAN, Cedric (DB)	34	2010
COLEMAN, Keith (LB)	43	1988-89
COLEMAN, Kwame (WR)	21	1994-95
COLLINS JR., Andre (WR)	81	2017-18-19
COLLINS, Damon (DB)	26	2013
COLLINS, Eric (DL)	92/99	1987-88
COLLINS, Michael (OT-C)	79	1991-92-93-94
COLLINS, Tyleek (WR)	9	2018-19-20-21
CONCANNON, Jack (OL)	50/55	1975-76-78-79
CONEDY, Cliff (OL)		1973-74
CONERLY, Timothy (WR)	8	2023
CONLEY, Keith Jr. (DL)	99	2023
CONTRERAS, Mike (OL)	98/65	1985-86-87
CONWAY, Justin (DL)	73/93	1997-98
COOK, Gary (P)	16	2001-02-03-04
COOK, Jim (PK)	17	1984-86-87-88
COOKS, Todd (LB)	37	1985-86-87
COOLEY, Oliver (LB)	94	1983-84-85
COOPER, Charles (RB)	31	1969-70-71
COOPER, Hunkie (QB-FL-KR)	14	1990-91
COOPER, Lance (TE)	87/86	1975-79-80
COOPER, Martin (DL)	53	1983-84
COOPER, Perry (LB)	56	2011-12
CORE, Bucky (PK)	4	1974
CORNETT, Tim (RB)	35	2010-11-12-13
CORPODIAN, Greg (OL)		1980
CORREA, La'anui (DL)		1998
COSTA, Steven (FB)	24	1999-2000-01-02
COSTONIS, Paul (LB)	59	1993
COX, C.J. (RB-LB)	3	2008-09-11
CRAFT, Eleander (DL)	63	1984
CRAIG, Diego (DB)	7	1984
CRANDAL, Tyler (OL)	78	2003
CRAWFORD, Dre (DB)	5	2012
CRAWFORD, Frank (DB)	5	2013
CREEL, Mel (OL)		1968
CREWS, Ron (DL)	98	1978-79
CRIMMEL, Robert (WR)		1970-71
CRISWELL, Aaron (WR)	9	2013-15
CRITCHFIELD, "Big Joe" (OL)	56	2003-04
CROOK, Kevin (QB)	5	1995-96-97-98
CROOM, Larry (RB)	1	2002-03
CROUSE, Ray (RB)	32/21	1979-80-81
CROZIER, Rodney (DB)	24	1988-89
CRUMP, Kenneth (TE)	97	1990-91-92
CRUTCHLEY, Charles (DB)	36	1996-97
CUI II, Allan (WR)	86	2016
CULP, Byron (TE)	84	1993
CULP, Mike (DB)		1972
CUNNINGHAM, Bruce (DB)	4	1981
CUNNINGHAM, Hugh (LB)	52	1973-76
CUNNINGHAM, Randall (QB)	12	1982-83-84
CURTIS, Jermaine (TE/H)	1	1999
CUSTER, Steve (OL)		1972

## D



DE GIACOMO

DALTON, Ross (DB)	41	1999-2000-01-02
DANCER, Ernest (LB)	90	1974
DANIELSON, Royce (DL)	48	2020
DARLINGTON, Doug (OL)	69	1974
DARNELL, Ted (TE-DL)	99	1995-96-97-98
DAVENPORT, Don (WR)	8	1976
DAVIS, Brett (WR)	37	1977-79
DAVIS, Cedric (TE)	88	1986-87-88
DAVIS, Chris (LB-OL)	74	1973-74-75-76
DAVIS, Devante (WR)	81	2011-12-13-14
DAVIS, Jason (DB)	31/6	1991-92-93-94
DAVIS, Jason (QB)	9	1992-93-94-95
DAVIS, Kurt (WR)	11	2010-11
DAVIS, Mike (OL)	53	1972-73-74
DAVIS, Randal (LB)	47	1986
DAVIS, Vincent Jr. (RB)	5	2023
DAVIS, Wes (OL)	69	1982
DAVIS, Willie (DL-LB)	95	1983-84-85
DAVISON, Willie (OL)		1968
DECKER, Blake (QB)	5	2014-15
DeCLERCQ, Chuck (OL)		1972-73
DeCRISTO, Chris (OL)	29	1981
De GIACOMO, Alex (DB)	22	2009-10
De JESUS, Jacob (WR)	21	2023
DEHDASHTIAN, Nick (DL)	99	2016-17-19
DeMARCO, David (LB)		1969-70
DEL CASTILLO, Joe (TE)	88	2004
DENTON, Jon (QB)	19	1996-97
DeSHANE, Ray (OL)	63	1971
Di LEO, Alan (PK)	25	1995-96
DIFIORE, Jim (QB)		1970-71-72-73
DiGIOVANNA, Joey (PK)	15	1983-84-85
DILLEY, Tony (DB)	17	1989-90
DIMRY, Charles (DB)	22	1984-85-86-87
DINKINS, Mansfield (DT)	95	1990-91-92
DIXON, Jalen (DE)	50	2021-22-23
DIXON, Travis (QB/DB)	16/9	2007-08-09-10
DODD-MASTERS, Ruschard (DB)	3	2001-02-03-04
DODGE, Kirk (LB)	47	1982-83
DOMBROWSKI, Tim (RB)	38	1999
DOMINIQUE, Al (OL)	52/76	1984-85-86
DONATO, Mike (OL)	61	2007-08-09
DORSEY, Dominique (RB)	6/10	2001-02-03-04
DRAKE, Ron (OL)	57	1981-82-83-85
DRAWHORN, Anthony (DB)	23/4	1986-87
DRUMMER, Leon (WR)	23	1974
DUBIELLAK, Andrew (WR)	88	2000-01
DUER, Layton (OL)		1968-69
DUNBAR, Pete (DL)	97	2002-05
DUNLAP, James DL)	96	2009-10-11
DUPIN, Damir (DL)	91	1982-83
DURAN, Dave (PK)	4	1984-85
DYE, Mike (WR)	1	1974

## E



EASTMAN

EAGEN, Chris (DE)	47	2002-03
EARLS, Christian (TE)	87	2023
EARTHMAN, Bill (TE)	89	1980
EASTMAN, Marvin (RB)	31/29	1989-90
EDDLEMAN, Joe (OL)	77	2002
EDWARDS, BJ (FB)	32	1998-99
EFFERSON, David (DB)	8	1990-91
EGBASE, Ose (LB)	26	2022-23
EHLERT, Max (LB)	53	2012-13
EHIMARE, Eliel (OL)	62/16	2019-20-21-22
EISENBARTH, Steve (DL)		1981
EISHER, Doug (OL)	67	1981-82-83-84
EISHER, Kai (OL)		1982
ELAD, Jett (DB)	9	2023
ELDER, Paul (OL)	52	1988-89
ELDRIDGE, Jerry (LB)	66	1981-82-83
ELLENA, Brandon (OL)	74	1997-98
ELLIS, Russell (RB)	38	1977-78
EMERY, Rod (RB)	43	1983-84-85-86
ENGLAND, Les (DL)		1973
EPPENGER, Perry (DL/OL)	96/71	2006-07-08
ERICKSON, Riley (P)	93	2017
ESTANDIA, Greg (TE)	86	2003-05
ESTES, Mike (LB)	49	1988
EUBANKS, Jordan (OLB)	13	2022
EVANOVICH, Ralph (TE)		1973
EVANS, Michael (OT)	78	1977-78
EVERSOLE, Gary (DE)	81	1977-78
EZINWA, Dominion (DL)	93	2019

## F



FUIMAONO, H.

FA'AVAE, George (DE)	98	2008
FACER, Kip (P)	82	2005-06
FAGA, Andrew (FB)	35	2001-02-03
FAGA, Faauo (DL)	39	2004-05-06-07
FAGA, Omega (LB)	48	2005-06-07
FAHINA, Naki (DL)	42/6	2019-20-21
FAIRCLOTH, Chris (LB)		1976-77
FAKAUHO, Senituli	68	2014-15
FALO, Taoua (DL)	90/93	1980-81
FAO, Jason (DL)	95	2015-16-17
FARMER, Reggie (WR)	5	1983-85
FARNHAM, Jim (DB)		1970-71
FAUOLO, Giovanni (TE)	45	2017-18-19-21
FAUNCE, Brad (P)	17	1993-94
FAUTANU, Leif (OL)	79	2019-20-21-22
FAWCETT, Grant (DL)		1969-70-71
FEAGAI, Ramsey (OL)	65	2007-08-09-10
FENSTERMACHER, Dominique (DB) 27		2015
FERGUSON, Anthony (WR)		1991
FEULA, Malo (LB)	56	2013
FIASEU, Austin (DB)	30	2021
FIELDS, Lamon (DB)	24	1985
FIKANY, Mark (OL)	54	1974

FINAU, Mark (DL)	19	2015-16-17
FISHER, Charles (DT)	54	1994-95-96-97
FISHER, Kris (TE)	83	1999
FLAIR, Casey (WR)	80	2005-06-07-08
FLETCHER, Lafayette (WR/DB)	24	2006-07-08
FLETES, Carlos (LB)		1990
FLOURNEY, Darren (LB)		1982
FLOWERS, Jericho (DB)	32, 7	2016-17-18-19
FLOYD, Todd (WR)	11	1995-96-97
FOLK, Kevin (DL)	78	1986-88
FOOTMAN, Dahrin (RB)	32/21	1996-97-98-99
FORCH, Michael (OT)	74	1968-69-70
FORSHEE, Dustin (OL)	62	2006
FORTE, Daryl (DB)	25/8	2006-07-08
FOSTER, John (LB)	55	1988-89
FOUTHER, Michael (DB)	27	1988
FRANCIS, Greg (DB)	23	2017-18-19
FRANK, Tom (LB)		1970
FRAZIER, Mike (LB)	40	2003-04
FREAS, Eddie (OL/LB)	67	2001-02
FREEMAN, Alonzo (LB)	56	2000-02
FREEMAN, Ike (DL-LB)	60/95	1984-86-87
FREUND, Michael (TE)	87	2002-03-04
FRIEDLI, Dean (DL-LB-OL)	49/56/75	1976-77-79-80
FRIEL, Cameron (QB)	7	2021-22
FUIMAONO, Howie (DL)	66/94	2003-04-05-06
FUIMAONO, Starr (LB)	14	2006-07-09-10
FULLER, Dondi (LB)	40	2020-21
FUNCHES, Julius (DL)	91/83	1979-80-81
FURIO, Dominic (OL)	73	2000-01-02-03
FURLOW, Terry (WR)	17	2003-04

## G



GREER

GABRISCH, Mark (QB)	15	1979-80
GAHAGAN, Brandon (WR)	89	2017-18
GAITOR, Franz (CB)		1990
GAETANO, Jim (PK)	2/24	1977-78-79
GAJO, Adam (WR)	89	2003
GALES, Greg (LB)	44	1996-97-98
GALLAHER, Gilbert (DL)	60	2005-06
GALLI, Bob (OL)		1972
GALLIA, Joe (RB)		1969-70-71-72
GAMBRELL, Leroy (LB)	39	1996-97
GARCIA II, Julio (DL)	74	2016-17-19-20-21
GARDENHIRE, Allen (WR)	6	1985
GARIN, Dave (DL)	65	1977-78
GARRICK, Mark (DL)	97	2012-13
GARRITANO, Nick (PK)	13	1991-92-93-94
GARTEN, Steve (DL-OL)	62	1982-84-85
GASSER, Jacob (WR)	82	2019-20
GASTON, Tyler (DL)	61/99	2010-11-12-13
GATEWOOD, Randy (WR)	83	1993-94
GAYNOR, George (LB)	51	1974
GEATHERS, Jeremy (DE)	9	2006-07
GENT, Adam (LB)	57	2009
GENTRY, Larry (QB)	10	1978-79-80
GERARD, Rick (OL)	45/75	1984-85-86-87
GEORGE, Eddie (DB)	28	1973-74-75-76
GI, Robert (RB)	40/29	1992-93
GIANNINOTO, John (OL)	66	2007-08-09-10



## K



KEENER

KAHRE, Bob (DB)		1980
KALILI, Joqueez (DB)	26	2017-18
KALILIKANE, Roscoe (LB)	53	2015-16
KALLER, Rob (OL)	60	1995
KANTEMAN, Trevor (TE)	9	2016-17
KAPANUI, Kamu (FB)	43	2005-07-08-09
KAUZLARICH, Vince (OL)		1973
KEELER, Ryan (DE)	47	2022
KEENER, Daemon (WR-DB)	8	1990-92-93-94
KELLEY, Carlton (QB)	12	1977
KELLY, Bobby (LB)	38	2004-05
KELLY, Mike (DB-RB)	25/24	1974-75-76
KENION, Nate (DB)	36	2005-06
KENNEDY, Don (QB)	13	1969-70
KEY, Ben (DL)	94	2022
KEYES, Brian (LB)	5	2016-17
KEYS, Kendal (WR)	84	2014-15-16-18
KEYS, Kenny (DB)	44	2012-14-15-16
KILLIAN, Jack (WR)	80	2013
KINCAID, Keith (OL)	62	2002
KING, Dennis (LB)	85	1976-77
KING, Sam (QB)	1	1979-81
KINNARD, Ken (LB-RB-TE)	51/40	1995-96-97-98
KIRKLAND, Tremayne (WR)	21/3	2003-05
KIRKPATRICK, Troy (DL)	70/98	1997-98
KLORMAN, Alex (DL)	95/36	2010-11-12-13
KNIGHT, Jesse (TE/OL)	81/79	2004-05
KNIGHT, Marion (DL)	54	1985-86
KNOX, Daryl (LB)	87	1984-85
KNUTSON, Tate (WR)	81	2007-08-09-10
KOHORST, Keith (OL)	63	1981-82
KOHORST, Nolan (PK)	27	2010-11-12-13
KOKI, Asten (DL)	96	2013-14
KOONTZ, Jason (OL)	76	2009-10-12
KRAVETZ, Matt (LB-DL)	53	2009-2011
KREITLER, Will (OL)	58	2015-16
KRESOVICH, Nikola (LS)	52	2018
KRIEGER, Ron (QB)	8	1984
KRISTOSIK, Joe (P)	97	1995-96-97-98
KUNZER, Tom (RB)		1972

## L



LOVATO

La FRANCE, Reggie (TE)	85	1980-81-82-84
LACY, D'Mentrie (CB)	7	1992-93
LAMERS, Brendon (P)	45	2009-10
LANEY, Calvin (QB)	11	1984-85
LANG, Joe (LB)	57	2016-17
LANGHAM, Trent (LB)	50	2013-14-15
LANSFORD, Chase (P-PK)	39	2011-12
LANZI, Rick (QB)		1982
LAOLAGI, Bailey (LB)	48	2015-16-17-18
LARRY, Admiral Dewey (WR-DB)	4	1979-80

## M



MAYNE

LARSON, Mark (TE)		1968-69
LARSON, Mark (OL)	60	1975
LAWSON, Clint (DL)	96/66	1989-90
LAZARUS, Andrew (RB)	20	1981
LEA, Matt (LB)	23	2014-15-16
LEATHAM, Mike (TE-LS)	83	1997-98
LEBOWITZ, Jared (QB)	14	2014
LEE, Mike (LB)		1971-72
LEE, Terrance (S)	23	2008-09
LEIVA, Jonathan	38	2014-15
LeJEUNE, Sonny (PK)	6	1976
LEONARD, Cedric (OL)	70	1991-92-93-94
LEONARD, Milton (DB)		1970-71
LERZ, Harold (OL)		1971
LESTER, Donavyn (RB)	4	2023
LEVY, Lee (DE)	92	1974
LEWIS, Aaron (DB)	28	2019-20-21
LEWIS, Tony (RB)	32/2	1981-83-84-85
LEWIS, Tom (TE)	85	1992-93
LIBONATI, Daren (PK)	6	1986-87
LIEBENSTEIN, Todd (DE)	96	1978-79-80-81
LIGON, AI (DB)	23	1982-83
LILIO, Bucky (DL)		1970
LINES, Alex (TE)	34	2020
LITTLETON, Darrell (WR)	3	1980-81
LITTLEFIELD, Lanny		1968
LIVINGOOD, Blake (OL)	77	1998-99
LOCKHART, K.C. (OL)	54	1989-90
LOFTON, Elgin (DL)	69	1990-91
LOGAN, Brandon (OL)	72	2021-22
LOGAN, Rich (DB)		1968-69-70
LOMPREY, Mark (RB)	17/35	1984-85
LONDON, Keith (LB)	68	1984
LOPEZ, Chris (OL)	61	2014-15
LOPEZ, Rolando (OL)		1972
LOTULELEI, John (LB)	55	2011-12
LOTULELEI, Tau (LB)	55	2013-14-15-16
LOVAT, Darin (C)	74	1993-94-95-96
LOVATO, Carlos (DL)	68/93	1981-83-85
LOVE, Omar (RB)	4	1992-93-94-96
LOWRY, Bob (QB-DB)	14	1976-78-79-80
LUCAS, Lenny (DB)		1973
LUPPENS, Dennis (OL)	53	1978-79
LUSTER, Andre (RB)		1990
LUXENBERG, Jason (TE-LS)	96/61	2004-05
LYNCH, Michael (LB)	40	2007
LYONS, Tim (OL)	56	1988
MA'AE, John (QB)	15	1990-91-92
MacNAUGHTON, Dan (TE)		1971-72
MACK, Andrew (OL)	50	2009-10
MACK, Clarence (WR-DB)	29/5	1991-92
MACK, Hiram (RB)	26/21	1981-82
MACKEY, Sean (DB)	25	2000-01-02-03
MACY, Marty (DE)		1972
MAFI, Heivaha (DE)	42	2008-09
MAGYAR, Chad (RB/LB)	36	2018-19-20-21-22
MAHER, Joe (LB)	45	1977-78-79-81
MAIAVA, Jayden (QB)	1	2023

MAIKAI, Francis (OL)		1977
MAILE, Robin (DL)	91	1997-98
MAKA, Tani (LB)	41	2010-11-12-13
MAKIHLE, Alani (OL)	73	2022-23
MALAKIUS, Tavis (DL)	55	2018-19-20-21-22
MALOATA, Tui (DL)	91	2015-16
MALOOF, George (DB)	38	1986-87
MANDLEY, DeJhown (TE)	80	1999-2000-01-02
MANGIARACINA, Jerry (DB)	19	1978
MANGIARACINA, Marcus		1978
MANN, Roger (DL)	56	2017-18
MANOA, Chris (DL)	99	2018-19
MARCHAL, Evan (OL)	73	2007-08-09-10
MAREKO, Daniel (DE)	47	2009-10
MARRONE, Andy (LB)	51	1990-91
MARSHALL, Alvin (RB-WR)	24	2004
MARTIN, A.J. (LS)	57	2011
MARTIN, Daniel (LB)	28	1994-95
MARTIN, Marquel (DB)	45/13	2006-07-08-09
MARTINEZ, Ysadore (DB)		1974
MARTINSON, Tatu (DL)	98	2023
MARSHALL, Simon (RB)		1982
MARVEL, Justin (WR)	9/11/15	2005-06-08
MASON, Troy (WR)	86	1999-2000-01-02
MASSEY, Brian (OG)	68	1991-92
MASSEY, James (DB)		1970-71-72-73
MATAELE, Maika (WR)	80/10	2012-13-14
MATHEWS, Marshall (PK)		1995
MATHIS, Jim (LB)		1968
MATSON, Joe (LB)		1982
MATOUSEK, Steve (RB)		1972-73
MATTES, Greg (OL)	77	1989-90
MATTINSON, Bubba (LB)	51	1979-80
MAWSON, George (OL)		1968-69
MAYNARD, Matt (TE)	85	2000
MAYNE, Kenny (QB)	14	1981
MAYS, Trey (WR)	87	2010-11-12
MAZION, Rodney (FS)	2	1991-92-93-94
McALEENAN, Ryan (LB)	56	2014-15-16
McCARDELL, Keenan (WR)	84	1987-88-89-90
McCOY, Gabe (LB)	25	2016-17-18-19
McCOY, Sean (LB)	23	1986-87
McCULLOUGH, Jackson (OL)	77	2019
McDADE, Michael (WR)	88	1983-84
McDADE, Reese (LB)	58	1994
McDANIEL, Daviyon (OL)	71	2021-22
McDANIEL, Royal (LB)	40	1990-91
McDERMOTT, Matt (RB)		1990
McDONALD, Ryan (P)	17	1999-2000-01
McDUFFIE, Marsel (LB)	38	2022
McGOWAN, Howard (OL)	66	1991-92-93-94
McGOWENS, Vince (WR)	5	1989-90
McGREGOR, Noah (DL)	50, 90	2019
McINTYRE, Brian (K)	27	2014
McKIE, Senika (WR)	0	2022-23
McKISKI, Mike (OL)	74	2004-05-06-07
McLAURIN, Robbin (DB)	9	1980
McLELLAN, Mike (RB-DB)	18	1974-75
McQUAID, Dan (OL)	71	1980-81-82-83
McQUIG, Sebastian (TE)	93	2022
McTYER, Tony (DB)	19/4	2013-14-15-16
MECHAN, Mark (OT)	76	1991-92-93-94
MEDCHILL, Patt (DB)		1970-71-72
MEDLOCK, Jason (LB)	88	1992-93
MELCHER, Tim (DL)	83/84	1974-75-76
MELSON, AJ (DB)	31	1995
MELTON, Henry (RB)	42	1974-75-76-77
MENDIOLA-JENSEN, Kilinahe (WR)	84/15	2021-22

MENDOZA, Alonzo (P)		1990
MENENDEZ, Joel (OL)	78	2000-01
MEONO, Andre (PK)	83	2023
MERHI, Kareem (LB)	50	2004
MERKERSON, Alton (LB)	46	1993-94
METTEN, Greg (DL)		1969
MIKLOS, Joe (LB)	45	2002-03-04-05
MILLER, Ahmad (DL)	44	1999-2000-01
MILLER, Avery (LB)	96/39	1988-89
MILLER, Jimmy (LB)	51	2007-08
MILLER, Marguet (DL)	86	1985-86-87
MILLER, Vic (RB)		1982
MINEO, Sam (TE)	96/89	1995-96-97-98
MINOLETTI, Giovanni (DB)	35	1995-96-97
MINOR, Christian (DB)	37	2018-19
MIRICH, Cooper (LB)	57	2018
MITCHELL, Aaron (DB)	48	1977-78
MITCHELL, Cary (LB)		1971-72
MITCHELL, Greg (LB)		1970-71-72-73
MITCHELL, Jay (WR)	13	2014
MITCHELL, Ken (LB)		1970-71
MITCHELL, Sheddric (OL)	79	2002
MOALA, Siosifa (OL)	64	2007-08
MOISEYEV, Mark (OL)	76	1978-79
MONROE, Derrick (DT)	92	1995-96-97-98
MONROE, Stacy (LB)		1990
MONTOYA, Sam (LB)	57	1973-74
MOOG, Aaron (DT)	76	1981-83-84
MOORE, Darall (RB)	35	1975-76-77
MOORE, Jack (LB)	52	1986-87
MOORE, Leon (DL)	98	2002-03-04-05
MORALES, David (LB)	92	1982
MORENO, Jim (OL)	77	1983-84-85-86
MORGAN, Ashton (OL)	73	2018-19
MORGAN, Dick (OL)		1968
MORGAN, Jordyn (DB)	25	2022
MORIARTY, Kellen (DB)	41	2006
MORRISON, Dan (OL)		1970-71
MORRISON, Robbie (OL)	72	1991-93-94-95
MOSES, Kyle (DB)	31	2019
MOSLEY, Tim (DL)	49	2019
MORTON, Michael (RB)	23	1978-79-80-81
MOTEN, Quentin (DB)	23	2023
MOUTON, Darius (DB)	21	2015-16
MUAVESI, Waisale (DE)	96/44	2021-22-23
MUELLER, Aaron (OL)	54	2004-05-06
MULLANEY, Ryan (LB)	51	1977-78-80
MUNDY, Nehemiah (DB)	25	2007
MURPHY, Conor (DL)	90	2021
MURPHY, Matt (OL)	75	2007-08-09-10
MURPHY, Kejon (RB)	28	1988
MURRY-LAWRENCE, Shaquille (RB)	33	2013-14
MYERS, Bill (LB)	51	1968-69
MYERS, Eric (LB)	67	1986-87
MYLES, Jay'Onn (DB)	1	2015-16

## N



NEWTON

NANTKES, Kurt (QB)	7	2001-02-03-04
NAUFAHU, George (RB)	39	2014-15
NEAL, Jamaal (TE)	41	2018-19

# ALL-TIME LETTERMEN



NEAL, Nate (DL)	91	2017-18-19-20
NEALE, Alex (OL)	70	2015
NEFF, David (OL)		1968-69-70-71
NELINGER, Gus (LB)	59	1987-88
NELSON, Jamie (WR)	22	1988-89
NELSON, Kyle (DL)		1971-72-73
NELSON, Mike (LB)	99	1978-79
NELSON, Ted (DB)	39	1982-84-85-86
NERO, Bobby (WR)	1	2000-01
NETTLETON, J.T.	20	2015
NEWTON, Steve (LB-DL)	45	1999-2000-01
NICHOLS, Marshall (P)	90	2022-23
NICHOLS, Preson (OL)	55	2022
NICHOLSON, Brian (DL)	92	2003-04
NICHOLSON, Derek (DL)	90	1986-87-88-89
NILES, Bradley (LB)	44	2006-07
NIX, Ron (OL)		1968-69
NIXON, Bill (OL)	53	1980
NOONE, Eric (OL)	60	2013-14-15
NOVESEL, Mark (OL)	70/71	1978-79
NOWDEN, Shannon (DB)	23	2004-05
NUNNELY, Wayne (RB)		1972



O'REILLY

O'CALLAGHAN, Mike (DL-OL)	94/70	1975-76
O'DELL, Tyray (LB)	34	2021
O'HARA, Ryan (PK)	48	2022
OBBERG, Andrew (OL)	73	2012-13-14
OBLAD, Kenyon (WB)	7	2019
ODEGARD, Don (CB)	9	1989
O'DELL, Tyray (LB)	34	2022-23
O'HALLORAN, Kyle	50	2016-17
OILAND, Kjelby (DL)	57	2010
OLIVER, Cameron (CB)	25/5	2021-22-23
OLOGBOSELE, Marquez (OL)	79	1999
OLOTOA, Kue (TE-ILB)	81	2021-22
OLSEN, David (DB)	37	2002-03-04-05
OLSEN, Derek (DB-LB)	38	2000-01-02-03
O'NEIL, Phil (DL)	97	1978-79-80-82
OISHI, Nathaniel (OL)	52/96	2015-16-18-19
OLUWASEUN, Justice (OL)	71	2018-19-20
ONIWOR, Joseph (DL)	99	2002-03
OPERIN, Bill (OL)	58	1985-86-87-88
OPSAL, Dennis (OL)	68	1977-78-79
O'REILLY, Tim (PK)	17	1996-97-98-99
ORICK, Brad (TE)	48	1990
ORME, Brent (TE)		1982
ORNELAS, Mike (DL)		1969
OROKE, Prince (LB)	51	2012-13
ORR, Robert (OL)	56	1984-85-86-87
ORR, Scott (DL)	89	1972-73-74
ORTH, Beau (S)	40	2008-09
OSTERHOUT, Brad (TE)	84	1999-2000-01
OTTO, Mike (LB)	47	1974-75
OUTLAW, Donovan (OL)	65	2017-18
OUTSEY, Jameer (DE)	20	2017-18
OVERAND, Brad (OL)	67	2011-12-13
OWENS, Evan (RB)	29	2017-18
OWENS, LaMar (LB)	13	2000-01



PIEFFER

PACHECO, Brian (P)	49	2007
PACHECO, Danny (DL-C)	90/66	1997-98-99
PALANDECH, Kurt (QB)	14	2015-16-17
PALELEI, Lonnie (DL-QG)	54	1991-92
PALEPOI, Anton (DE)	47	2000-01
PALMER, Darren (WR/DB)	86	2017-18
PALMUCCI, Jason (LB)	52	1999
PANIK, Justin (LB)		1992
PANTELS, Evan (P/PK)	30	2016-17-18
PAPPAS, Dave (DL)	97	1988
PAULO, Ronnie (LB)	56	2007-08-09-10
PARKHURST, Scott (DE)	37	2000-01
PARVIN, Brian (P)	17	1991-92
PATTISON, Matt (LB)	34	2005-06
PATTON, Marshall (OL)	72	1979-80
PATTON, Scott (LB)	38/52	1996-97
PAYNE, Phillip (WR)	18/4	2008-09-10-11
PEARCE, Dusty (LB-DE)	50	1998-99
PEEPLER, David (RB)	20	2005-06-07-08
PEKO, Tony (OL)	50	1985-86-87-88
PENNY, Kenny (DB)	17	2011-12-13-14
PEREZ, Jonathan (RB)	34	1991-92-93-94
PEREZ, Jorge (OL)	51	1986-87-88-89
PERKINS, Dyante (FB)	5	2002-03-04
PERKINS, Elexious (LB)	37	2014
PERRY, Alex (CB)	4	2018
PERRY, Damon (DL)	79	1984
PERRY, Tracie (OL)	73	1992-93
PETERSON, Gavin (OL)	67	2015
PETERSON, Todd (DB)	46	1979-80
PFEIFER, Richard (LB)		1969-70
PHEE, Jordan (OL)	57	1976-77-79-80
PHILIPPI, Marc (LB)	7/36	2013-14-16
PHILLIPS, Freddie (DB)	40/21	1986-87-88-89
PHILLIPS, Jake (TE)	46	2012-13-14-15
PHILLIPS, Joe (RB-K)	34	1981-82
PHILLIPS JR., Marcus (WR)	86	2021
PICKENS, Darnell (LB)	97/55	1984-85-86-87
PIEFFER, Dillon (PK)	95	2000-01-02-03
PIERUCCI, Jerald (OL)	64	1995-96-97-98
PIERUCCI, Jerrad (LB)	55	1996-97-98-99
PILAROWSKI, Glenn (OL)	71	1998
PILLI, Thor (DL)	94	2007-08
PILLER, Scott (OL)	72/65/61	1981-83-84-85
PIZANO, Jose (PK)	18	2023
PLANT, Adam (DL)	7	2020-21-22
PLANTE, Luke (TE)	90	2008
PLAYER, Tyson (DB)	14	2020-21
PLEASANT-JOHNSON, Lacarea (DB)	31	2022
PLUMMER, Myles (CB)	14	2018-19
PLUNKETT, Art (OL)	70/79	1977-78-79-80
PLUNKETT, Richie (OL)	79	2007-08
POINTER, Quinton (DB)	18/10	2007-08-09-11
POLLEY, Tom (LB)	90	1983-84
POLU, Justin (OL)	78	2016-17-18-19
POOLE, Wyatt (WR)	87	2000
PORCHIA, Iggy (LB/DL)	26/54	2013-14-15-16
PORTER, Donnell (FS)	42	1992
PORTER, Ira (TE)		1971-72

POSEY, Bittney (LB)	57	1993-94
POWELL, George (DB)		1968-69-70
POWELL, Phillip (RB)	29	1996
PRESLEY, Brandon (WR)	80	2015-16-17-18
PRICE, Andrew (TE)	88	2013-14-15-16
PRICE, Charles (QB)	16	1988-89
PRICE, John (RB)	47	1990-91-92
PRINTUP, Maurice (RB)	21	1984
PROVENSAL, Frank (DL)		1969-70
PRY, Mike (WR)	15	1973-75
PRYOR, Dale (DB)		1980
PURCELL, Bill (WR)	38	1981-82
PURVIS, Deante (DB-RB)	26	2008-09-10-11
PYLE, Arcee (FS)		1986-87



QUINTON

QUICK, Matt (P)		1982
QUINTON, Dustin (OL)	73	1986-87-88-90



ROSE, K.

RANDLEMAN, Calvin (DB)	38	2009-10
RAMIREZ, Greg (DB)	37	1990-91
RAMSEY, Randy (OL)	95	1975
RANDLE, Bradley (RB)	28	2010-11-12
RANDLE, Darrell (TE)	88	1989-90
RATHER, Bob (LB)	43	1977-78
RATHER, Brett (FB)	42	2010
RAY, Matt (QB)	9	1999
REARDON, Keith (PK)	34/11	1979-80
REDDICK, Mike (WR)	42	1987-88
REED, Aaron (WR)	86	2010-12
REED, Chad (QB)	7	1997-98
REED, Chuck (DL)	99	1990-91
REED, Dalton (DB)	27	1983-84
REED, Eloy (TE)		1992
REED, Michael (WR)	12/11	1980-81-83
REED, Phil (DL)	92	1999-2000-01-02
REESE, Courtney (RB)	26	2020-21-22-23
REEVES, Brian (DB)		1973
REEVES, Rodger (TE)		1969-70
REILY, Mike (OL)	78	1995-96-97-98
REILLY, Sean (QB)	14	2011-12
REINOEHL, Jody (LB)	97/46	1987-88-89-90
RELF, David (WR)	84	2002-03
REYNOLDS, Allyn (QB)	16	1982
REYNOLDS JR., Demario (LB)	40	2005
REYNOLDS, Jackson (OL)	67	2019
REYNOLDS, Jerry (OL)	61	1990-91-92-93
RHABURN, Kevin (DB)	21	1999-2000
RHYNES, Tony (P)	15	1987-88-89
RICE, JR, Jerry (WR)	10	2013

RICE, Robert (DB)	36	1982-83
RICHARDSON, Mark (TE)		1974
RICHMOND, Blake (DB)	2	2014-15
RIGGS, Aveion (LB)	48	1981
RILEY, Daryl (OL)	78	1982
RILEY, JaJa (RB)	2/5	2004-05
RILEY, Karl (DL)	64	1973-74-75-76
RILEY, Tom (DE)	98	1991-92
RILEY, Trent (WR)	82	2014
RIZO, Randy (DL)	63	1974-76-77-78
ROBBINS, Aidan (RB)	9	2022
ROBERTS, Don (LB)	35	1989-90
ROBERTS, Jesse (WR)		1973
ROBERTS, Ty Jason (DB)	38	2017-18
ROBERTSON, C.J. (OL)	61	1988
ROBERTSON, Doug (QB)	7	1978
ROBERTSON, Steve (OL)	65	1980-81
ROBINSON, Dennis (DB)	84/27	1969-70-71-72
ROBINSON, Gerald (DB)	6	1988-89
ROBINSON, Jerriam (WR)	85	2007-08-09
ROBINSON, Marvin (WR-LB)	81/38/29	1992-93-94-95
ROBINSON, Marvin (DB)	14	1993-94
ROBINSON, Seth (DL)	58	2020
RODERICK, Tyrice (DB)	45	1989-90
RODGERS, Yusef (OL)	77	2009-10-11-12
RODRIGUES, Tony (LB)	58	1977-78
RODRIGUEZ, Gerold (WR)	83	2007-08
RODRIGUEZ, Manny (RB)	22	1975-76
RODRIGUEZ, Mike (LB)		1973
ROGERS, Armani (QB)	1	2017-18-19
ROGERS, Julius (DL)	60	1971-72-73-74
ROGERS, Justin (QB)	5	2020-21
ROGERS, Ken (TE)	87	1988-89
ROGERS, Ken (FB)	38	1974-75
ROGERS, Landon (WR)	15	2023
ROMINGER, Jacob (LB)	44	2018
ROPER, Doug (OL)	62	1990-91-92-93
ROSE, Devon (LB)	51	1998-2000-01
ROSE, Ken (LB)	17	1982-83
ROTH, Brian (OL)	58	2011-12-13-14
ROUNDTREE, Devin (DB)	38	2006
ROUNDTREE, Ray (DL)	60	1989-90
ROUZARD, Wiselet (DB)	22/46	2006-07-08-09
ROWLAND, Tommy (DL)	77	1968-69-70-71
ROZANSKI, Walt (LB)		1973
RUDOLPH, Jeremi (RB)	7	1999-2000
RUGGEROLI, Chuck (TE)	92	1983
RUGGLES, David (OL)	68	1987-88
RUIZ, Gordon (OL)	59	1984
RUSSELL, Willie (RB)	33	1975
RUSSI, Steve (DB)		1968
RUTLEDGE, Kevin (DB-P)	34	1980-81
RYDALCH, Nate (WR)	81	1999-2000



STEICHEN

SAEKS, Doug (OL)	64	2013-14
SAGAPOLU, Kawika (DL)	99	1999
SAGAPOLUTELE, Anthony (DL)	95	2021
SAIGNES, Ed (DB)	16	1981-84-85
SAINT PREUX, Renan (WR)	17	2005-06-07-09
SALAZAR, Joseph (DL)	41	2015
SALDI, Bryce (LB)	54	2008
SALU, Malakai (LB)	43	2019-20-21
SALVESTRIN, John (OL)		1973
SANDERS, J'OnDray (OL)	63	2015-16-17
SANDERS, Quincy (DB)	2	1995-96-97-99
SANDONE, Tony (LB-DL)	58	1974-75
SANDUSKY, Jim (WR)	7	1981
SANITOA, Sonny (DL)	93	2012-13-14-15
SAPHIRE, George (RB)	42	1968-69-70
SATTERFIELD, Dusty (OL)	59	1975-76-77
SAVAGE, Mike (DL-DB)	66/26	1974-76
SAWYER, Talance (TE-DE)	85/9	1995-96-97-98
SAXELID, Kyle (OL)	76	2014-15-16-17
SAYLES, Isaiah (OLB)	9	2022
SCHERFF, Cody (TE)	88	2017-18
SCHLAUPITZ, Bill (OL)		1971-72
SCHNABEL, Kurt (TE-WR)	86	1973-74-75-76
SCHREINER, Steve (LB)	56	1981
SCHULZE ZUMKLEY, Hubi (PK)	14/41	2001-04-05
SCISSUM, Chauncey (S)	21	2017
SCOGGINS, Ron (OL)	73	1983-84-85
SCOGGINS, JR., Ron (OL)	72	2012-13-14
SCOTT, Brennon (LB)	22	2021
SCOTT, Gerald (DL)	75	1976
SCOTT, Jessie (RB)		1968
SCOTT, Tyrone (DB)	24	1991-92-93
SEARS, Bruce (DL)	98	1980-81
SECCOMBE, Matt (LB)	64/57	2004-05-06-07
SEWARD, Adam (LB)	55	2001-02-03-04
SEYMOUR, Javon (RB)	30	1995
SHACKELFORD, Elton (DL)	98	2006-07
SHACKLETON, Dakota (LS)	62	2014-15
SHANKS, Tiger (OL)	70	2021-22-23
SHELTON, Elijah (OLB)	42	2022-23
SHERRY, Nick (QB)	3	2012-13-14
SHERWOOD, George (LB)	39	1977-78-79
SHIGEMATSU, Delroy (OL)	73	1977-78-79-80
SHKURENSKY, Mike (DL)	88	1969-70
SHIRLEY, Josh (DL)	91	2014
SILVA, Evan (PK)	56	2021
SILVERMAN, Craig (DL)	91/90	1976-77-78-79
SIMO, Justin (LB)	56	1996-97
SIMIEN, Erik (DE)	91/51	1992-93
SIMMONS, Jimmy (RB)	27	1977
SIMMS, Steve (OL)	78	1983-84-85
SIMPSON, Shannon (DT)	93	1991-92
SIMONTON, Mickey (OL)	52	1977-78
SIMS, Greg (OL)	69	1984-85
SIMS, Scott (QB)	1	1987-88-89
SINGER, Zack (OL)	51	2016-17-18
SKIPWORTH, Shayne (LB)		1970-71

SLACK, Keith (DB)	19	1981-82-83
SLOAN, Sean (OL)	52/70	1980-81-82
SMART, Solomon (DB)	13	2005-06-07
SMALLS, Mike (LB)	48	1991-92
SMELTZER, Toby (DB-WR)	23	1999-2000-01-02
SMITH, A.C. (LB)	25/58	1997-98-99
SMITH, Adonis (RB)	2	2013
SMITH, DeWayne (RB)	29	1984
SMITH, Doug (LB)	40	1975-76-78-79
SMITH, Mac (DL-OL)	96	1996-97
SMITH, Ronnie (RB)	28	2005-06
SNEED, Dalton (QB)	18	2016
SOLORIO, Luis (PK)	13	1989-90
SORENSEN, Trevan (TE)	83	2000-01
SOUDERS, Kalvin (WR)	16	2022
SOUZA, Frank (OL)		1971-72
SPARKMAN, Jordan (DL)	85	2011-12-13-14
SPARKS, Roy (PK)		1975
SPEAKS, Jacob (DB)	31	2015
SPEK, Jeff (TE)	93/88	1979-80-81
SPENCER, Greg (LB-OL)	30/62	1975-76-77-78
SPENCER, Taylor (WR)	21	2011-12-13
SPIGNER, Ken (DB)	2	2011
SPINKS, Sylvester (RB)	39	1975-76
ST. JOHN, Jalen (OL)	74	2023
STAGGS, Jay (DB)	42	2003-04-05-06
STALLSMITH, Jean-Hans (DL)	93	1996-97
STALLWORTH, Steve (QB)	10	1983-84-85-86
STANTON, Johnny (QB)	4	2016-17
STARBUCK, Robert (TE)	88	1974-75-77
STARCKES, Jim (QB)		1970-71-72
STARCKES, Tyrone (LB)	44	1990
STEICHEN, Shane (QB)	9/15	2003-04-05-06
STELLINO, Reeves (LB)	5	1991
STEPHENS, Terrelle (DL)	94	1999
STEVENSON, Mekhi (WR)	2	2016-18-19
STEWART, Dan (DB)	1	1995-96
STEWART, Jeff (OL)	62	1979-81
STOCKHAM, Bob (QB)	11	1992-93
STOLDEN, Irshad (WR)	84	2010
STOTT, Derek (QB)	11	1988-89-90-91
STRAITEN, Aaron (WR)	1	2006-07
STRECKER, Russ (DL)	83	1975-76-77-79
STRONG, Raymond (RB)	21	1976-77
STUBBLEFIELD, Rick (TE)		1996
STUCKEY, DJ (OL)	53	2022
SU'A, Mathyus (OL)	78	2023
SUGGS, Anthony (DL)	98	1999-2000
SULLIVAN, Marcus (WR)	18	2010-12-13-14
SUMMERS, Frank (RB)	4	2007-08
SUNIA, James (LB)	43	1998-99-2000
SUTTON, Chameion (DB)	21	2001-02
SWALL, Bill (LB)		1972
SWEENEY, Tom (OL)	64/63	1986-87
SWEENEY, Stephen (WR)	85	2015
SWENSON, Andy (PK)	34	1983



TRAMONTANAS

TAFUA, Isaiah (DT)	93	2004-05
TAGOAI, Will (CB)	28/8	2003-05
TANNER, Rashod (DB)	41	2023

TANTUM, Ryan (OL)	61	2019
TAUALA, Jeremiah (LB)	37	2015
TAUMUA, Malo (DL)	93	2007-08-09
TAUTOFI, Desmond (DL)	98	2011
TAYLOR, Jon (LB)	48	1984-85
TAYLOR, Larry (DL)	91	1980
TAYLOR, Morris (TE-LB-DE)	86/96	1990-91-92-93
TAYLOR, Ray (WR)	1/82	1982-83-84
TAYLOR, Rod (DB)	42	1983-84-85-86
TEELE, James (DB)	23	1997-98
TEIXEIRA, Andre (DB)	38	1996-97-98
TEJCHMAN, Drew (WR)	11	2017-18-19
TELLIARD, Tim (LB)	41	1980-81
TERRELL, Tony (OL)	70	1999-2000-01-02
TESORO, Sean (OL)	63	2009-10-11
TEVASEU, Martin (DL)	68	2008-09
THAYER, Jim (PK)	3	1972-73-74
THERREL, John (DB)	15/45	2010-11
THOMAS, Jai'Den (RB)	22/9	2023
THOMAS, George (WR)	3	1984-85-86-87
THOMAS, Jabbar (DB-RB)	30	1992-93-94-95
THOMAS, Jason (QB)	2	2000-01-02
THOMAS, Kevin (CB)	28	1998-99-2000-01
THOMAS, Larry (DB)		1988
THOMAS, Lexington (RB)	3	2015-16-17-18
THOMAS, Mike (RB)	22	1973-74
THOMAS, Reese (LB)	58	1990-91-92
THOMAS, Rico (DB)	26	2007
THOMAS, Terry (OL)	75	1973-74
THOMAS, Will (OL)	72	2023
THOMPSON, Demond (WR)	80/3	1991-92-93
THOMPSON, Fred (LB)	10	2022
THOMPSON, Corey Jr. (WR)	84/13	2023
THOMPSON, Hank (LB)	45	1984
THOMPSON, Imari (RB)	30	2009-11-12
THOMPSON, Jim (DB)		1968-69
THORNS, Henry (WR-DB)	28	1979-80
TILLMAN, Ryan (DB)	29	2006-07-08-09
TINOISAMOA, Mike (LB)	59	2003
TOLEDO, Kea (OL)	69	2005-06
TOLIVER, Floyd (WR)		1972
TOMLINSON, Allan (DB)	30	1978-79-81
TOOHEY, Jason (WR)	80/88	1995-96-97
TOOMER, Kyle (RB)	23	1988-89
TORRES, Art (OL)		1969-70
TOWNES, Tiger (DT)	99/56	1992-93
TRAMMELL, Justin (OL)	73	1995
TRAMONTANAS, Peter (TE-C)	89/61	1998-99-2000-01
TRAPPS, Les (OL)	71	1977-78
TRAVERS JR., Robert (DL)	57	2005-06
TRICKSEY, Travis (LB)	52	2009-10
TRIGG-WRIGHT, Amani (OL)	60	2019-21-22-23
TRIO, Sam (DL)	95	1976
TROSCLAIR, Elijah (WR)	82	2016-18
TROSI, Larry (DB)		1969-71
TROTTER, Channing (RB)	32	2007-08-09-10
TUCKER, Jimmy (WR)	86	1979
TUCKER, Ken (DB)	25	1987
TUCKER, Tyrone (LB)	52	2002
TUILOMA-VA'A, Eric (DB-LB)	13	2010-11-12-13
TUITASI, Tavai (DL)	20	2020-21
TURNAGE, Aldwin (DT)	94	1991-92-93-94
TURNER, Jaxen (DB)		2023
TURNER, Nate (WR)	6	1999-2000
TURNER, Scott (QB)	10/6	2002-03
TYLER, P.J. (LB)		1994



UMULO

UASIKE, Kolo (DL)	94	2017-18-19-20-21
UMULO, Reggie (LB)	49	2010



VEREEN

VACCARO, Steve (LB)	48	2003
VAEFAGA, Sao (DL)	64	1977-78
VAESAU, Stuea (DL)	48	2013-14
VALLES, Ron (OL)	64	1982
VALLINE, Jim (DL)	68	1968-69
VALMORE, Mark (RB)	26	1992-93-94-95
VALOAGA, Jeremiah (DL)	94	2012-13-15-16
VAN HORNE, Rick (DB)	9	1982-83
VAN HOUTEN, Gary (QB)	16	1974-75-76
VAN NESS, Greg (QB)	15	1977
VAN OVER, Jamiel (LB)	51	2005
VANNUCCI, Anthony (RB)		1989
VARGAS, Mark (DL)	93	1975
VARGAS, Pete (OL)	53	1982
VARON, George (LB)	45	1986-87
VAUGHAN, Jason (QB)	10	1999-2000
VEA, George (LB)	53	2006
VEA, William (FB)	37	2011-12
VEA, Peni (DB)	42	2012-13-14-15
VEREEN, Henry (RB-WR)	34	1975-76-77-78
VICTOR, Mychal (DB)	33	2021
VIDAL, Anthony (TE)	88	2010-11
VIÑAL, Matt (DB)	20	2013-14
VIRAMONTES, Vic (LB)	10	2019-20-21
VITALE, Tumua (DB)		1998



WHITMORE

WADE, Dan (OL)		1973
WADE, Fred (LB)	38	1985
WAGERS, Shane (OL)	75	1999-2000-01
WALDEN JR., Davone (DB)	37	2021-22-23
WALKER, Leon (RB)	21	1978-79
WALKER, Marc (DB)	14	1988-89
WALKER, Mike (LB)	66/49	1980-82
WALKER, Rashad (RB)	34	2018
WALKER, Tyrone (LB)	33	1984-85
WALLS, LaKeith	20	2013-14-15-16
WALLACE, Genet (QB)	15/16	1982-83
WALRATH, Preston (OL)	68/65	1989-90
WALSH, Biaggio Ali (RB)	29	2019

# ALL-TIME LETTERMEN



WALSH, Gentry (LB)	55	1982-83-84-85
WALTERS, Ray (DB-RB)	20	1988-89-90-91
WARE, Johnny (RB)		1978
WARE, Len (WR)	3	1996-97-98-99
WASHINGTON, Calvin (DB)		1971
WASHINGTON, Garey (RB)		1970-71
WASHINGTON, Jan (DB)	35	1983-84
WASHINGTON, Keith (LB-DE)	39/56	1991-92-93-94
WATERMAN, Robert (OL)	79	2011-12-13-14
WATKINS, Bruce (OL)	76	1974-75
WATKINS, Kyle (TE)	44	2009-10-11
WATSON, Adrian (DE)	99	2000-01
WATSON, Donnis (DB)	21	1974-75
WATSON, Kyle (PK-P)	37	2007-08-09
WATTERSON, Shane (OL)	71	2009
WATTS, Isaac (DL)	90	2004-05
WEBB, Cooper (DL)	91	2023
WEBSTER, Jermaine (DB)	23	1992-94-95-96
WEDERQUIST, Nate (DB)	19	2004-05
WEIMER, Jeff (WR)	6	2022
WEISBARTH, Brian (DL)	90	1981
WELCH, Robert (TE)	85	1988-89
WELDING, Pat (DB)		1971
WELTER, Ryan (LB)	53	2004
WENIGER, Justin (LB)	97	2000-01
WESLEY, Malik (WR)	83	2019
WESLEY, Narcus (CB)	25	2005
WHEATON, Donell (WR)	81/9	2003-04-05
WHITE, Anthony (LB)	41	2007
WHITE, Anthony (LB)	46	2010
WHITE, Chris (DT)		1993
WHITE, David (QB-TE)	10	1993-94-95
WHITE, Javin	16	2016-17-18-19
WHITE, Malcolm (LB)	44	1986-87
WHITE, Mike (WR/RB)	21	1993
WHITE, Ricky (WR)	11	2022-23
WHITE, Thumper (DB)		1979
WHITELY, Keith (RB)	28	2013-14-15
WHITEMAINE, Mike (DE)	87/81	1972-73-74-75
WHITMORE, Alexander (DL)	95	2023
WHITMORE, Dennis (OL)	75	1993-94-95-96
WHITTAM, Adam (LB)	49	1984
WIDDERS, Daniel (DL)	91	2004
WIDE, Eddie (RB)	34	1986
WILBORN, Kylian (LB)	8	2021
WILEY, Charles (LB)	80	1983-84-85-86
WILLIAMS, Allen (OL)	62	1999
WILLIAMS, Alphonso (LB)	32/66	1976-77-78-79
WILLIAMS, Anthony (WR)	6	2012-13-14-15
WILLIAMS, Charles (RB)	8	2016-18-19-20-21
WILLIAMS, Damon (WR)	8	1995-96-97-98
WILLIAMS, Darran (RB)	34	2019
WILLIAMS, Elex (DB)	40	1981-82
WILLIAMS, George (WR)	14/3	1985-86
WILLIAMS, Jamie (WR)	80	1987-88
WILLIAMS, Jerrae (DB-LB)	23/1	2022-23
WILLIAMS, Jonavaughn (DB)	31	2013-14
WILLIAMS, Keith (LB)	48	1986-88
WILLIAMS, Kris (DB)	17	2022-23
WILLIAMS, Kyle (WR)	1	2020-21-22
WILLIAMS, Matt (OL)	71	2002-03
WILLIAMS, Mike (OL)	79	1996
WILLIAMS, Myron (OL)	72	1989-90
WILLIAMS, Nick (WR)	10	2022
WILLIAMS, Nohl (CB)	2	2021-22
WILLIAMS, Tony (DB)	25	1977
WILLIAMS, Reggie (LB)	58	1981
WILLIAMS, Richard (QB)	10	1987-88

WILLIAMS, Shelvon (WR)	83	2003-04-05
WILLIAMS, Trent (DB)	43	2003
WILLIS, Brandon (DL)	92	2014
WILLIS, Greg (DL)	65	1974-75
WILLS, Matt (RB)	32	1991
WILLS, Rickie (WR)	3	1988-89
WILSON, Fred (DB)	24	2012-13-14-15
WILSON, George (OT)	74	1992
WILSON, Jayvaun (RB)	20	2022
WILSON, Shanga (LB)	36	2000-01
WILSON, Shannon (RB)	38	1991-92-95
WILY, Salanoa-Alo (DL)	92/42	2015-16-17-18
WINDMON, Jacoby (DL, LB)	35/4	2019-20-21
WISE, Doc (LB-DL)	93	1986-87-88-89
WOFFORD, James (RB)	33	1997-98-99-2000
WOLFE, Ryan (WR)	88	2006-07-08-09
WOODARD, Jackson (LB)	7	2023
WOODLY, David (WR)		1970
WOODS JR., Darren (WR)	10	2016-17-18-19
WOODS, Darnell (WR)	81	1985-86
WOODS, Elbert "Ickey" (RB)	30	1984-85-86-87
WORTHEN, Rusty (LB)	50	2007-08
WORTHEN, Ryan (FB)	46	2005-06-07-08
WREN, Autney (DB)	19/7	1984-85-86-87
WREN, Thomas (OL)	72	2010
WRIGHT, Eric (DB)	21	2006
WRIGHT, Larry (DB)		1971-72
WRIGHT, Lee (LB)		1968
WYNN, Jamal (DB)	36/19	1999-2000-01-02




YOUNG, T.

YI, Champ (LB)	96	1998
YOUNG, Bruce		1968
YOUNG, Clint (WR)		1982
YOUNG, Renard (DB)	37	1983
YOUNG, Terrence (LB)	58	2001-02-03-04
YOUNG-HUMPHREY, Jordan (RB)	29	2022-23
YUNKER, Logan (P)	45	2013-14-15



ZACZEK

ZACHARIA, Joe (LB)	38	1989-90
ZACZEK, Jon (C)	67	1994-95-96-97
ZAHER, Jack (LB)	37	1974
ZEIGLER, Warren (DB)	21	2009
ZEON II, Shelton (TE)	88	2019-20-21-22-23
ZACHARIA, Joe (LB)	38	1989-90
ZACZEK, Jon (C)	67	1994-95-96-97
ZAHER, Jack (LB)	37	1974
ZEIGLER, Warren (DB)	21	2009
ZEON II, Shelton (TE)	88	2019-21
ZEPEDA, Antonio (DL)	49/87	2014-15-16
ZISMANN, Doug (OL)	64	2009-10-11-12





# ALL-TIME ASSISTANTS

NAME (Alma Mater, Graduation Year) POSITION(S) YEAR(S)



## ABAJIAN 1979-81

<b>-A-</b>		
ABAJIAN, Rich (UNR, 1975)	DB	1979-81
ALCALDE, Vince (Boise State, 1989)	OC/QB	2002-03
ALEXANDER, DelVaughn (USC, 1995)	WR/QB	1998, 2000-02, 2023-SA
AMINA, Bam (UNLV, 2024)	GA	2024-SA
ANAE, Robert (BYU, 1986)	OL	1997-98
ANDERSON, Jim (U.S. International, 1970)	RB	1974-75
ASHCRAFT, Austin (Humboldt State, 2016)	GA	2021-22
AULT, Chris (UNR, 1968)	DB/WR	1973-74

<b>-B-</b>		
BABERS, Dino (Hawaii, 1983)	RB/ST	1988-89
BAER, Kent (Utah State, 1973)	DC/LB	2015-17
BARBER, Kurt (USC, 1992)	LB/ST/DL	2005-07
BARNSON, Roger (Arizona State, 1961)	DB	1968-72
BARRY, Joe (Southern California, 1993)	LB	1999
BAUMGARTNER, Scott (Pacific, 1988)	RB	2020-22
BAYNE, Bruce (UNLV, 1979)	GA	1983
BEHRNS, Pat (Dakota State, 1972)	OC/QB	1992-93
BELL, Robbie (Louisville, 2021)	GA	2023
BELL, Rex (UNR, 1963)	DL	1978-82
BELL, Rodney (CS Fullerton, 1980)	OC/OL	1987-89
BELZER, Jake (Oregon, 2021)	GA	2022
BENDER, Mike (Arkansas, 1969)	OL	1992-93
BERNARDI, Gary (CS Northridge, 1976)	TE/OT	2005-09
BERRY, Todd (Tulsa, 1983)	OC/QB	2007-09
BORAS, Rob (DePauw, 1992)	OC/OL	1999-03
BRADY, Mike (Boise State, 1981)	DC/DB/RC/LB	1996-09
BRAY, Craig (UNLV, 1975)	WR	1975
BRIGGS, Bill (Oregon, 1977)	LB	1982
BRINDISE, Noah (Florida, 1997)	OC/QB	2005-06
BROOKS, Rhett (Murray State, 2009)	GA	2009-11
BROWN, James (Oregon, 2018)	GA/STA	2021-SA
BROWN, Eric (Fresno State, 2010)	OLB	2018-19
BRUNO, Michael (Saint Lawrence, 2009)	ILB	2022
BUCKNER, Kyle (Oregon, 2019)	GA	2024-SA
BUFF, Haskel Gray (Southern Utah, 1991)	GA	1993-94
BURATTO, Steve (Idaho, 1966)	DC	1976-79
BURKETT, Travis (St. Mary's, 2002)	RB/ST	2017-19
BYERS, Dan (Stanford, 1993)	GA	1995-96
BYWATERS, Clayton (Springfield College, 1955)	ST	1973-75



## COTTLE 1984-1993

<b>-C-</b>		
CABLE, Tom (Idaho)	OL	1991
CAMINITI, Chris (Southern Conn. St., 1992)	GA	2000
CAPEHART, Tahj (Maryland, 2021)	GA	2022
CARDER, Doug (UNR, 1966)	DL/LB	1968-76
CHRISTIAN, Jamie (Central Washington, 1999)	RB	2015-16
CHURA, John (Purdue, 1965)	WR	1973-74
CINKOVICH, Kris (Carroll College, 1984)	WR	2004-09
CISKOWSKI, Tom (Cameron, 1977)	OL	1988-89
COOPER, Ron (Jacksonville State)	DC	1990
CORMIER, Cedrick (Colorado, 2002)	WR	2010-19
COSH, Chris (Virginia Tech)	LB	1990
COTTLE, Terry (St. Mary's, 1980)	TE/RB/RC/QB/WR	1984-93
COTTON, Barney (Nebraska, 1983)	OC/TE	2015-18
COTTON, Ben (Nebraska, 2012)	GA	2015-16
COX, C.J. (UNLV, 2012)	GA	2013-14
CRUICKSHANK, Tom (Utah State, 1966)	DC/DB	1976-81

## -D-

DAHLQUIST, Gene (Arizona, 1965)	OC/QB	1999
DALLIMORE, Fred (UNR, 1966)	GA	1969-71
DAMERON, Kim (Arkansas, 1983)	DB	1992
DANIEL, Bill (UNR, 1963)	OL	1968-71
DASTE, Dominic (Washington, 2001)	RB	2010-14
DAVIS, Akeem (Memphis, 2019)	CB	2023-SA
DAVIS, Reggie (Washington, 1998)	RB	2005-07
DeLUCA, Joe (Montana, 1955)	DL/ST/LB/RC	1986-89
DEWS, Tony (Liberty, 1997)	LB	2006
DOLEZAL, Gib (Panhandle State, 1972)	GA	1973
DREVNO, Tim (Montana State, 1992)	RB	1998
DUNCAN, Spencer (Alabama, 2015)	GA	2021-22

## -E-

EDWARDS, Earl (Wichita State)	DL	1981
EGGEN, Stan (Moorhead State, 1977)	LB/DE/DC	1991-92, 1994-95
EMBREE, Taylor (UCLA, 2011)	GA	2013
EMPEY, Mike (BYU, 1995)	TE	1997-98
ESPINOZA, Eric (Southern California, 1998)	GA	2001

## -F-

FERRILL, Carl (New Mexico Highlands, 1969)	OC/RC/DB/QB	1984-87
FERRITER, Mike (Montana, 2009)	GA	2010-12
FERTITTA, Nico (Notre Dame 2019)	DA/VS	2024-SA
FIFITA, Ofa (Sacramento State, 2015)	GA	2019
FILAN, Doug (Idaho)	WR	1979-81
FILIMOEATU, Bojay (Utah State, 2012)	DL	2022
FORD, Cornell (Toledo, 1991)	RB	2023-SA

## -G-

GALLIA, Joe (UNLV, 1973)	ST (VOL)	1982
GARCIA, Cristian (Florida, 2017)	GA	2018-19
GARCIA, Julio (UNLV, 2020)	GA	2023-SA
GARRISON, John (Nebraska, 2003)	OL	2015-17
GARMER, Chad (Montana, 1993)	OL	2010-14
GILBERT, O'Neill (Texas A&M, 1989)	LB/DL	1992-94
GRAY, Michael (Oregon, 1984)	DL	2010-14
GREEN, Cody (Tulsa, 2012)	GA	2015-17
GREGORAK, Ty (Colorado, 2001)	LB	2010
GRZYBOWSKI, Ron (North Carolina)	GA	1971-72
GUSTAFSON, Ron (Eastern Illinois, 1972)	WR	1975
GUY, Brent (Oklahoma State, 1983)	LB	2010

## -H-

HAFFNER, George (McNeese State, 1967)	RB	1993
HAGEN, Steve (Cal Lutheran, 1983)	OC/WR/QB	1991-92, 1994-95
HANSEN, Peter (Arizona, 2001)	DC	2020-21
HARVEY, Nick (Texas A&M, 2018)	GA	2021
HAUCK, Tim (Montana, 1990)	DC/CB	2013-14
HAYWARD, Chris (UNLV, 2002)	GA	2002-03
HEDRICK, Harry (Cal Lutheran, 1978)	WR	1982
HEYWARD, Keith (Oregon State, 2000)	DC/CB	2022
HILL, Pat (UC Riverside, 1974)	OC/OL	1981-82
HIMEBAUCH, Jonathan (USC, 1997)	GA/OL	2000-01, 2004
HOFFMAN, Brad (Cal Lutheran, 1978)	K	1985-89
HOLT, Nick (Pacific, 1985)	LB	1988-89
HOLZ, Nick (Colorado, 2006)	Co-OC/QB	2022
HOOVER, Dave (CS Los Angeles)	OL	1983-86
HORTON, Jeff (UNR, 1981)	RB	1990-91
HUBBARD, Joe (UC San Diego, 1982)	RC/OFF	1999-01
HUNDLEY, Tim (Western Oregon State, 1974)	ILB	2012-14

## -I-

IRVIN, Matt (Oregon State, 1992)	GA	1997-98
IRVIN, Steve (UNLV, 1999)	LB	2018-19

## -J-

JACKSON, John (New York, 1956)	OC/RB	1999-2004
JASTRAB, Bob (Miami-Fla.)	GA	1993-94
JENNINGS, Clay (North Texas, 1997)	CB	2021
JOHNS, Steve (Occidental, 1991)	GA/LB	1999-2004
JOHNSON, Doug (Nebraska)	LB/DL	1976-80
JUSTICE, Garin (West Virginia, 2006)	OL	2018-19

## -K-

KADOICH, Steve (UCLA, 1974)	WR/RC/DB	1984-88
KARMELOWICZ, Bob (Bridgeport, 1972)	DL	1982
KAUHAHAA, Chad (Utah, 1995)	DL	2020-21
KEENAN, Larry (LaVerne, 1967)	OC/QB/RB	1973-75
KENNEDY, Don (UNLV)	GA	1972
KETTLER, Pete (UC Riverside, 1961)	WR	1989
KRAUSE, Johnathan (Vanderbilt, 2014)	WR	2021-22
KREITLER, Will (UNLV, 2017)	GA	2018-19

## -L-

LAMB, Barry (Oregon, 1978)	LB/DB	1982-85
LaRUSSA, Andy (Southern Utah, 2002)	GA/ST	2007-08, 2015-17
LATHROP, Kit (Arizona State, 1978)	DL	1982
LEACH, Steve (Troy State, 1992)	WR/DB	1999-02
LEES, Greg (Northwest Missouri State, 1982)	LB/RC	1994-96
LINEHAN, Scott (Idaho, 1986)	QB	1991
LOCKWOOD, David (West Virginia, 1989)	CB	2017
LOGO, Ricky (North Carolina State, 1992)	DL	2023-SA
LOMBARDI, Mike (Hofstra, 1981)	RC	1982-83
LONGSHORE, Nate (Cal, 2006)	TE	2021-SA
LOVETT, John (C.W. Post, 1973)	DB	1993
LOWRY, John (Northern Arizona, 1956)	OL	1978-81

## -M-

MADISON, Dave (Bluefield State, 1964)	GA	1973
MAGAZU, Damon (Easter Carolina, 2013)	S	2020-23
MAGBANUA, Phil (UC Santa Barbara, 2000)	GA	2004
MALOT, Mitch (Southern Oregon, 2019)	GA	2024-SA
MARION, Brennan (Tulsa, 2009)	OC/QB	2023-SA
MASON, Darryl (Arkansas, 1982)	TE	1993
MATTHEWS, Mickey (Montana State)	GA	1970-71
McDANIEL, Al (UNR)	RB	1971-72
McGEE, Garrick (Oklahoma, 1996)	WR	2003
McGUFFEY, Marty (Northern Colorado)	DL	1975
McINERNEY, Jeff (Slippery Rock, 1982)	DC	1999
McMAHON, Greg (Eastern Illinois)	TE	1990-91
McNEILL, Ruffin (East Carolina, 1980)	DC/LB	1997-98
MIMS, Ron (Washington State, 1973)	DB	1982-83
METZ, Brian (Notre Dame, 2013)	GA	2019-20
MOHNS, Greg (Baker University, 1971)	RC	1982
MONTGOMERY, John (Oklahoma State, 1977)	RB	1987
MURPHY, Greg (Pacific, 1985)	GA	1987
Murray, Tynan (Western Illinois, 2013)	GA	2016
MYERS, Brent (Eastern Washington, 1982)	OC/TE	2010-14

## -N-

NIUMATALOLO, Ken (Hawaii, 1989)	TE	1999-01
NORCROSS, Cameron (UNR)	OL	2020
NORDQUIST, Tom (Oregon State, 1993)	TE/RB/OT/WR	1994-97
NUNNELY, Wayne (UNLV, 1975)	RB	1982-85

## -O-

O'BRIEN, Scott (Wisconsin-Superior, 1982)	LB	1983-85
O'DELL, Ron (Chico State, 2001)	QB	2015-19
ORLOFF, David (Fresno State, 2015)	GA	2015-17
OTTON, Brad (USC, 1997)	QB	2004
OWENS, Bob (Fresno State, 1959)	DC/LB/K	1982-84

## -P-

PAGANO, Chuck (Wyoming, 1984)	DC/DB	1990-91
PAOPAO, Jordan (San Diego, 2008)	TE/ST	2020
PAPALII, Sam (San Jose State, 1979)	DL	1997-98
PATTERSON, Andre (Montana, 1983)	DL	2008-09
PAULSON, Kraig (Montana, 1987)	DC/DE/OLB	2010-14
PELTZER, Pete (Pittsburgh State, 1976)	OL	1990
PHENICIE, Rob (Memphis, 1989)	OC/QB	2010-14
POLLARD, CJ (USC, 2021)	GA	2023
PODEWELL, Jim (Chico State, 1994)	GA	1997-98
POPE, Kenneth (Oklahoma, 1976)	RB	2008
PRESTON, Buzz (Hawaii, 1982)	OC	1998
PRICE, Bob (Cal Poly Pomona, 1978)	DC/LB/ST/DB	1986-89

# ALL-TIME ASSISTANTS



## -R-

RANDALL, Johnathan (Rocky Mountain College)	GA	1987
REA, Donnie (San Diego State, 1972)	DE	1993
READOUT, Ralph (Ohio, 1953)	DB	1973
REGULA, Ronnie (Miami, 2015)	GATE	2017-19
REYES, Gil (UC Santa Barbara, 1973)	TE	1987-89
RIDER, Mike (Montana State, 2012)	GA	2012-13
RITA, Adam (Boise State, 1970)	WR	1976-78
ROBINSON, David (Long Beach State, 1987)	TE	2002-04
ROGGEMAN, Rock (Notre Dame, 1985)	DL	1990-92
ROMERO, Randy (Sacramento State, 1979)	GA	1984-85
ROSENBACH, Timm (Washington State, 1985)	OC/QB	2013-14
ROSS, Robin (Washington State, 1977)	LB	2011

## -S-

SAMUEL, Terrance (Purdue, 1995)	WR	2020
SAMUEL, Tony (Nebraska, 1981)	DL	2016-19
SANFORD, Mike (Boise State, 2005)	GA	2005-06
SAUNDERS, Joe (UNR, 1982)	RB/ST	1994-96
SCHERER, Mike (Missouri, 2016)	DC/LB	2023-SA
SCHUHMAN, Scott (Tulsa, 1966)	DL	1975-80
SEUMALO, Joe (Hawaii, 1995)	OL	2015
SEWARD, Tom (Eastern Illinois, 1979)	OL/DL	1986-89
SHARRAR, Ken (Long Beach State, 1984)	DL	2005
SHEALY, Vic (Richmond, 1984)	DC/S	2005-08



**SNYDER**  
2003-04

SHIBEST, James (Arkansas, 1998)
SHIVERS, Roy (Utah State, 1974)
SIDWELL, Steve (Colorado)
SIMMONS, AI (CSU Hayward, 1987)
SKIPPER, Tim (Fresno State, 2011)
SMELTZER, Ron (Westchester State, 1967)
SMITH, DeAndre (Missouri State, 1990)
SMITHTON, Drake (Emporia State, 2016)
SNYDER, Bruce (Oregon, 1963)
SPURLOCK, James (Tarleton State, 1986)
SQUIRES, Scott (Pacific Lutheran, 1988)
STAGGS, Jay (UNLV, 2007)
STEICHEN, Shane (UNLV, 2007)
STEPHENS, Gary (College of Idaho, 1976)
STEWART, Randy (Boise State, 1981)
STUBBS, Charlie (BYU, 1978)
STUGART, Jed (Northern Colorado, 1994)

## -T-

TANARA, AI (Tennessee, 1966)
THERRELL, Dennis (Tennessee Tech 1978)
THOMAS, Glenn (Texas Tech, 1998)
THOMPSON, Kenwick (Harding, 1992)
THOMPSON, Jim (UNLV)
TOMLICH, Larry (Bethany College, 1984)
TORRES, Art (UNLV)

## -U-

UPERESA, Keith (BYU, 1984)
----------------------------

STC	2023-SA
RB	1976-81
DC/DE/LB	1974-75
S	2018-19
DC	2018-19
OL	1971-72
RB	2009
GA	2018
TE/HB	2003-04
DL	1995-96
WR	1990, 1995
GA	2012-14
GA	2008-09
GA	1986-87
DB	1994-96
OC/QB	1996-97
LB	2009-11

OC/OL	1982-85
LB	2007-09
OC	2020-21
LB	2020-22
GA	1971
RC	1992
GA	1972

OL	2005-09
----	---------

## -V-

VALENTIN, Anthony (UNR, 1995)	GA	1995-96
VANCE, Vice (Oklahoma State, 1990)	OL	2023-SA
VERBLE, Adam (Loras, 1997)	GA	2002-03

## -W-

WAGNER, Denny (Utah, 1979)	OL	1982
WALLACE, Genet (UNLV, 1986)	GA	1985-86
WATSON, Tre (Washington, 2014)	CBs	2020
WATTS, Ricky (Tulsa, 1978)	LB/WR	1991-93
WEBER, Mark (Cal Lutheran, 1980)	OL	1994-96
WEDERQUIST, Craig (Drake, 1984)	DL	2000-04
WEEMS, Don (Long Beach State)	DC/LB/DL	1983-87
WHERRITT, Kirk (Wisconsin-Milwaukee, 2004)	GA	2005-07
WHITE, Brian (Harvard, 1986)	QB/RB/WR	1990-92, 1994
WHITE, Chris (Colby College, 1990)	LB/ST	1997-98
WHITSITT, Randy (CS Northridge, 1973)	QB/WR	1982-86
WILLIAMS, J.D. (Fresno State, 1990)	DC/DB/CB	2010-12, 2015-16
WOMMACK, Dave (Missouri Southern St., 1978)	DC/LB	1992-93
WOODLIEF, Doug (Memphis State)	LB	1981
WOODS, TJ (Azusa Pacific, 2002)	OL/Co-OC	2021-22

## -Y-

YARBER, Eric (Idaho, 1995)	WR	1997
----------------------------	----	------

## -Z-

ZIMMER, Vince (Wyoming, 1964)	DC	1973
-------------------------------	----	------



**WILSON**  
1982-86

### HEAD STRENGTH COACHES

AUSTIN, Dan (Newberry College, 1981)	1991-92
BELTON, Keith (Syracuse, 2003)	2015-16
FISH, Jeff (Western Carolina, 1989)	2023-SA
FYLE, Matthew (North Georgia, 2016)	2020-22
GERBER, Mike (Maine, 1981)	2010-13
GRIECO, John (Florida, 1995)	2006-09
HOHN, Eric (Oregon, 1982)	2014
MANUEL, Sean (Columbia College, 1997)	2017-19
PHILIPPI, Mark (Montana Tech, 1986)	1993-05
REYES, Gil (UC Santa Barbara, 1973)	1987-90
WILSON, Tim (Nebraska, 1981)	1982-86

### HEAD EQUIPMENT MANAGERS

BROWNING, Floyd	1974-79
CHIN, Larry	1980-82
CHURA, John (Purdue, 1965)	1973
CORBETT, Jake (South Carolina, 2004)	2022-SA
DALLIMORE, Fred (UNR, 1966)	1971-72
HEWITT, Josh (Avila University, 2012)	2020-21
KOHORST, Quintin (Adams State, 2021)	2022
O'NEIL, Dave	1983
PUCCIARELLI, Paul (Citrus CC, 1972)	1988-2015
RUTLEDGE, Rocky (TCU, 1998)	2016-19
VALENZUELA, Pete (Arizona State, 1950)	1984-87

### HEAD ATHLETIC TRAINERS

AVILA, Eric (Slippery Rock, 2010)	2020-21
KOCHER, Tom	1982
KOLOSIE, Jerry (West Virginia, 1980)	1983-91
LOWER, Nate (Weber State, 2015)	2023
ORTYL, Cameron (Purdue, 2015)	2024-SA
POINDEXTER, Rod (North Carolina St., 1971)	1971-77
RUDD, Dale (CS Northridge, 1976)	1979-81
RYAN, Dennis (New Mexico State, 1974)	1978
TOBLER, R.E. "Doc"	1968-70
WILSON, Kyle (West Virginia, 1982)	1992-2019

### FOOTBALL SPORTS INFO. DIRECTORS

ASCHENBRENNER, Joyce (West Virginia, 1975)	1983-89
BENNETT, Bill (Nebraska, 1974)	1982
BETTERTON, Steu	1969-71
CLARK, Dominic (Nevada, Reno, 1971)	1972-80
HAWK, Joe (UNLV, 1978)	1990-91
SHEPPARD, Tommy (New Mexico State, 1991)	1992-93
WALLINGTON, Mark (Florida, 1993)	1994-SA



**"PUCH"**  
1988-2015



**WILSON**  
1992-2019



**CLARK**  
1972-80



1974 Staff



1982 Staff

DC=Defensive Coordinator  
OC=Offensive Coordinator  
ST=Special Teams  
RC=Recruiting Coordinator  
GA=Graduate Assistant

## UNLV PLAYERS SELECTED IN THE NATIONAL FOOTBALL LEAGUE DRAFT

YEAR	PLAYER, POSITION	TEAM	ROUND	CHOSEN WITH
2010	Joe Hawley, OL	Atlanta Falcons	4th Round	117th pick
2009	Frank Summers, RB	Pittsburgh Steelers	5th Round	169th pick
2008	Beau Bell, LB	Cleveland Browns	4th Round	104th pick
2007	Eric Wright, DB	Cleveland Browns	2nd Round	53rd pick
2005	Adam Seward, LB	Carolina Panthers	5th Round	149th pick
	Ryan Claridge, LB	New England Patriots	5th Round	170th pick
2004	Dominic Furio, C	Philadelphia Eagles	7th Round	243rd pick
2002	Anton Palepoi, DE	Seattle Seahawks	2nd Round	60th pick
	Sam Brandon, FS	Denver Broncos	4th Round	131st pick
	Kevin Thomas, CB	Buffalo Bills	6th Round	176th pick
	Ahmad Miller, DL	Houston Texans	7th Round	261st pick
2000	Quincy Sanders, DB	Washington Redskins	5th Round	155th pick
1999	Talance Sawyer, DE	Minnesota Vikings	6th Round	185th pick
1995	Henry Bailey, WR	Pittsburgh Steelers	7th Round	235th pick
1994	Jerry Reynolds, OL	Cincinnati Bengals	6th Round	184th pick
1993	Lonnie Palelei, OL	Pittsburgh Steelers	5th Round	135th pick
1991	Keenan McCardell, WR	Washington Redskins	12th Round	326th pick
1990	Don Odegard, DB	Cincinnati Bengals	6th Round	150th pick
1988	Ickey Woods, RB	Cincinnati Bengals	2nd Round	31st pick
	Charles Dimry, DB	Atlanta Falcons	5th Round	110th pick
	George Thomas, WR	Atlanta Falcons	6th Round	138th pick
1985	Randall Cunningham, QB	Philadelphia Eagles	2nd Round	37th pick
	Tom Polley, DL	Philadelphia Eagles	8th Round	205th pick
1984	Kirk Dodge, LB	Atlanta Falcons	7th Round	175th pick
1982	Todd Liebenstein, DE	Washington Redskins	4th Round	99th pick
	John Higgins, DB	New York Giants	9th Round	240th pick
	Michael Morton, WR	Tampa Bay Buccaneers	12th Round	325th pick
1981	Sam Greene, WR	Miami Dolphins	4th Round	84th pick
	Art Plunkett, OL	Los Angeles Rams	8th Round	216th pick
	Admiral Dewey Larry, DB	New York Jets	9th Round	225th pick
1980	Ron Crews, DE	Cleveland Browns	4th Round	99th pick
	Bob Batton, RB	New York Jets	7th Round	178th pick
	Brett Davis, RB	Tampa Bay Buccaneers	10th Round	275th pick
1979	Aaron Mitchell, DB	Dallas Cowboys	2nd Round	55th pick
	Cleveland Jackson, TE	New York Giants	5th Round	117th pick
	Henry Vereen, WR	Tampa Bay Buccaneers	9th Round	225th pick
1978	Ray Strong, RB	Atlanta Falcons	10th Round	263th pick
1977	Glenn Carano, QB	Dallas Cowboys	2nd Round	54th pick
	Reggie Haynes, TE	Washington Redskins	7th Round	189th pick
	Blanchard Carter, OL	Baltimore Colts	7th Round	193rd pick
1976	Joe Ingersoll, G	Miami Dolphins	7th Round	185th pick
1975	Mike Thomas, RB	Washington Redskins	5th Round	108th pick
	Steve Haggerty, WR	Denver Broncos	10th Round	251st pick
1972	Nathaniel Hawkins, WR	Pittsburgh Steelers	16th Round	403rd pick



Eight-year veteran Joe Hawley was drafted higher than any offensive lineman in UNLV history.

Javin White went from the hometown Raiders to the Jets and then Bears.



Torry McTyer followed his father, Tim, to the NFL.

# REBELS IN THE PROS



2002 second-rounder Anton Palepoi suited up for four NFL teams.





Sam Brandon was a part-time starter in Denver.





Beau Bell was Cleveland's top pick in 2008.




Eric Wright announced his retirement from the NFL in 2014 after seven seasons.




Keenan McCardell, a 12th-round pick, scored two TDs in Super Bowl XXXVII.



Ickey Woods remains the highest NFL draft pick in Rebel history.



DB Quinton Pointer moved to the CFL after his NFL career.




TE Greg Estandia played for both Cleveland and Jacksonville.




Martin Tevaseu played for the Colts in 2012.




Keith Washington helped the Ravens win a world championship in 2000.



K. Thomas



Summers




Bailey

NFL


(Current Team in **BOLD CAPS**)

- Isaako Aaitui – Miami Dolphins, New York Jets
- Austin Ajiaka** – INDIANAPOLIS COLTS, Green Bay Packers, Las Vegas Raiders
- Harvey Allen – Seattle Seahawks
- K.C. Asiodu – New Orleans Saints, St. Louis Rams
- Johan Asiatu – Chicago Bears
- Henry Bailey – Pittsburgh Steelers, New York Jets, Buffalo Bills
- Dean Barnett – Denver Broncos
- Bobby Batton – New York Jets
- Beau Bell – Cleveland Browns
- Anthony Blue – Seattle Seahawks
- Brett Boyko – San Diego Chargers, Philadelphia Eagles
- Sam Brandon – Denver Broncos
- Byron Brown – Kansas City Chiefs
- Glenn Carano – Dallas Cowboys
- Artis Carhee – Philadelphia Eagles
- Blanchard Carter – Tampa Bay Buccaneers, Philadelphia Eagles
- Mel Carver – Indianapolis Colts, Tampa Bay Buccaneers
- Ryan Claridge – New England Patriots
- David Clarke – Washington Redskins
- Ron Crews – Cleveland Browns
- Larry Croom – San Diego Chargers, Detroit Lions, Arizona Cardinals
- Ray Crouse – Green Bay Packers
- Randall Cunningham – Baltimore Ravens, Dallas Cowboys, Minnesota Vikings, Philadelphia Eagles
- Charles Dimry – San Diego Chargers, Tampa Bay Buccaneers, Denver Broncos, Atlanta Falcons, Philadelphia Eagles
- Kirk Dodge – Detroit Lions, Houston Oilers, Denver Broncos
- Doug Eischer – Kansas City Chiefs
- Rod Emery – Los Angeles Rams
- Greg Estandia – Cleveland Browns, Jacksonville Jaguars
- Dominic Furio – Philadelphia Eagles
- Tony Gladney – San Francisco 49ers
- Leo Gray – Oakland Raiders
- Nathaniel Hawkins – Houston Oilers, Pittsburgh Steelers
- Joe Hawley – Tampa Bay Buccaneers, Atlanta Falcons
- Reggie Haynes – Washington Redskins, San Diego Chargers
- Wymon Henderson – St. Louis Rams, Denver Broncos, Minnesota Vikings
- John Higgins – New York Giants
- David Hollis – Seattle Seahawks, Kansas City Chiefs
- Alvin Horn – Kansas City Chiefs, Cleveland Browns
- Bob Hulberg – Kansas City Chiefs
- Cleveland Jackson – New York Giants

Carano




A. Mitchell



Claridge



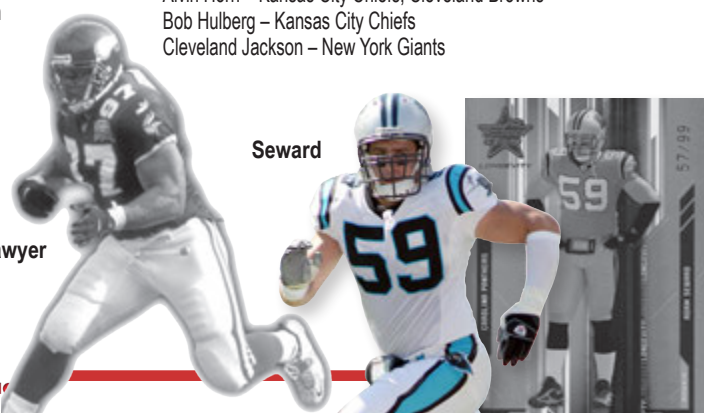
Odegard



Wofford




Croom



Seward

Sawyer



J. Lotulelei


# REBELS IN THE PROS



Liebenstein



G. Thomas



Reynolds



Morton



Palelei



#75 - Dominic Furlo


Robert Jackson - Baltimore Ravens, Las Vegas Raiders, Cleveland Browns, Indianapolis Colts  
 Cameron Jefferson - Denver Broncos, Chicago Bears  
 Keyvan Jenkins - San Diego Chargers, Kansas City Chiefs  
 Kirk Jones - New England Patriots, New Orleans Saints, Cleveland Browns  
 Marion Knight - Los Angeles Rams  
 Darryl Knox - Pittsburgh Steelers  
 Admiral Dewey Larry - New York Jets  
 Mike Lee - San Diego Chargers  
 Todd Liebenstein - Washington Redskins  
 John Lotulelei - Dallas Cowboys, Oakland Raiders, Jacksonville Jaguars, Seattle Seahawks  
 Keenan McCardell - Washington Redskins, San Diego Chargers, Tampa Bay Buccaneers, Jacksonville Jaguars, Cleveland Browns  
 Mike McDade - Cleveland Browns  
 Torry McTyer - Washington Football Team, Cincinnati Bengals, Miami Dolphins  
 Dan McQuaid - Indianapolis Colts, Los Angeles Rams, Minnesota Vikings  
 Ahmad Miller - Houston Texans  
 Aaron Mitchell - Dallas Cowboys, Tampa Bay Buccaneers  
 Ken Mitchell - Atlanta Falcons  
 Aaron Moog - New England Patriots, Cleveland Browns  
 Michael Morton - Tampa Bay Buccaneers, Seattle Seahawks  
 Matt Murphy - Cincinnati Bengals, Indianapolis Colts  
 Teddy Nelson - Kansas City Chiefs  
 Don Odegaard - Cincinnati Bengals, New York Jets  
 Lonnie Palelei - Philadelphia Eagles, New York Jets, New York Giants, Baltimore Ravens, Pittsburgh Steelers, Cleveland Browns  
 Anton Palepoi - New Orleans Saints, Arizona Cardinals, Denver Broncos, Seattle Seahawks  
 Art Plunkett - Los Angeles Rams, New England Patriots, St. Louis Cardinals  
 Quinton Pointer - Tampa Bay Buccaneers, St. Louis Rams  
 Tom Polley - Philadelphia Eagles, Cleveland Browns  
 Dustin Quinton - Los Angeles Rams, Cleveland Browns  
 Bradley Randle - Minnesota Vikings  
 Jerry Reynolds - New York Giants, Dallas Cowboys, Cincinnati Bengals  
**Armani Rogers - PHILADELPHIA EAGLES, Washington Commanders**  
 Ken Rose - Philadelphia Eagles, New York Jets, Cleveland Browns  
 Quincy Sanders - Washington Redskins  
 Talance Sawyer - Minnesota Vikings  
 Ron Scoggins - Seattle Seahawks  
 Adam Seward - Indianapolis Colts, Carolina Panthers  
 Josh Shirley - Chicago Bears, Oakland Raiders, Tampa Bay Buccaneers  
 Johnny Stanton - Cleveland Browns, Minnesota Vikings  
 Ray Strong - Atlanta Falcons  
 Frank Summers - Buffalo Bills, San Diego Chargers, Pittsburgh Steelers  
 Martin Tevaseu - Indianapolis Colts, New York Jets  
 George Thomas - Tampa Bay Buccaneers, Atlanta Falcons  
 Kevin Thomas - Buffalo Bills  
 Mike Thomas - San Diego Chargers, Washington Redskins  
 Nate Turner - New Orleans Saints, San Diego Chargers  
 Jeremiah Valoaga - Las Vegas Raiders, San Francisco 49ers, Detroit Lions  
 Len Ware - Tennessee Titans  
 Keith Washington - New York Giants, Denver Broncos, Baltimore Ravens, Detroit Lions, Minnesota Vikings  
**Javin White - CHICAGO BEARS, New York Jets, Las Vegas Raiders**  
 Charles Wiley - Seattle Seahawks  
 Reggie Williams - Houston Oilers  
**Jacoby Windmon - PITTSBURGH STEELERS**  
 James Wofford - Minnesota Vikings  
 Ickey Woods - Cincinnati Bengals  
 Eric Wright - San Francisco 49ers, Buccaneers, Detroit Lions, Cleveland Browns  
 Renard Young - Seattle Seahawks



Plunkett




Hollis




M. Thomas



Polley



Crews



Dimry

BE A REBEL.

## CUNNINGHAM HEADS UNLV'S NFL ALUMNI



Still the career passing and punting leader at UNLV, Randall Cunningham left his school as its most accomplished player and went on to become one of the top quarterbacks in NFL history. Before Michael Vick and Donovan McNabb there was Randall. A national figure who broke the racial barrier at his position, Cunningham augmented his cannon arm and booming punting leg by redefining the running ability of a pro quarterback and left as the league's all-time rushing QB with 4,928 yards.

Rising to stardom with the team that drafted him 37th overall in 1985 - Philadelphia - Cunningham went on to play 11 seasons with the Eagles, three with the Vikings, one with the Cowboys and his final two with the Ravens. The four-time Pro Bowl invitee won Most Outstanding Player honors in the 1989 game after leading the NFC to a 34-3 blowout. Joining Johnny Unitas as the only three-time winners of the Bert Bell Award, which goes to the league's top player, Cunningham was also named the NFL Player of the Year in 1998 after leading Minnesota to the league's best record and engineering what was the highest scoring offense in history.


The Las Vegas resident retired, symbolically, as an Eagle, in 2002 and became the first Rebel player inducted into the College Football Hall of Fame in 2016.



### NFL EUROPE (1991-2007)

- Jamaal Brimmer – Berlin Thunder
- Mark Byers – Frankfurt Galaxy
- Larry Croom – Amsterdam Admirals, Hamburg Sea Devils
- Todd Floyd – Frankfurt Galaxy
- Marguet Miller – Raleigh-Durham Skyhawks (WLAFL)
- Dusty Pearce – Rhein Fire

Larry Croom led the Admirals to the 2006 World Bowl.



Although most famous for his time with the Eagles, Randall Cunningham won NFL Player of the Year honors while leading the Vikings.


### USFL (2022)

- Clayton Bradley – Memphis Showboats
- Jeremiah Voloaga – Memphis Showboats



### USFL (1983-85)

- Glenn Carano – Pittsburgh Maulers
- Artis Carhee – Arizona Wranglers
- Rodney Goosbury – Washington Federals
- Wymon Henderson – Los Angeles Express
- John Higgins – Los Angeles Express
- Steve Gortz – Denver Gold
- Sam Greene – Arizona Wranglers
- Darral Hambrick – Boston Breakers
- John Higgins – Los Angeles Express
- Cleveland Jackson – Arizona Wranglers
- Admiral Dewey Larry – Arizona Wranglers
- Andrew Lazerus – Oklahoma Outlaws
- Michael McDade – Arizona Outlaws
- Aaron Mitchell – Los Angeles Express, Arizona Wranglers
- Ryan Mullaney – Arizona Wranglers
- Dalton Reed – Arizona Wranglers
- Jeff Spek – New Jersey Generals
- Jimmy Tucker – Los Angeles Express
- Reggie Williams – Arizona Wranglers
- Renard Young – Tampa Bay Bandits



# REBELS IN THE PROS

ONLY



A former league MVP and two-time Ironman Award winner, indoor superstar **Hunkie Cooper** led Arizona to two AFL titles before becoming a coach.



## UFL (2010-11)

Casey Flair – Las Vegas Locomotives



## XFL (2023-SA)

Brett Boyko – Orlando Guardians  
Javin White – MICHIGAN PANTHERS

## XFL (2001)

Todd Floyd – Las Vegas Outlaws  
Lonnie Palelei – Las Vegas Outlaws

## AFL (1987-2019)

Kofi Banks – San Jose Saber Cats  
Beau Bell – Philadelphia Soul, LA KISS, Spokane Shock  
B.J. Bell – LA KISS  
Anthony Blue – Las Vegas Sting  
Chris Bowser – Central Valley Coyotes (AFL2)  
Jared Brown – San Jose Saber Cats  
Kevin Brown – Green Bay Blizzard (AFL2)  
Deriek Charles – Peoria Pirates (AFL2)  
Hunkie Cooper – Arizona Rattlers  
Joe Critchfield – Boise Burn (AFL2)  
Ross Dalton – South Georgia Wildcats, Norfolk Nighthawks (AFL2)  
Jon Denton – Las Vegas Gladiators  
Ruscharod Dodd-Masters – Spokane Shock, San Jose SaberCats, Stockton Lightning (AFL2), Tri-Cities Fever (AFL2)  
Andrew Dubiellak – Shreveport Battle Wings (AFL2)  
Charles Ealy – Spokane Shock, Tri-Cities Fever (AFL2), Lubbock Renegades (AFL2), Louisville Fire (AFL2)  
Greg Gales – Arizona Rattlers  
Randy Gatewood – Arizona Rattlers  
Jeremy Geathers – Orlando Predators, Spokane Shock, Chicago Rush  
Tim Goins – Orlando Predators  
Mike Grant – San Jose Saber Cats  
David Hollis – Las Vegas Sting  
Alvin Horn – San Antonio Force, Cleveland Thunderbolts  
John Hurley – Las Vegas Sting  
Carlton Johnson – Albany Firebirds, Anaheim Piranhas, Las Vegas Sting  
Rossie Johnson – Iowa Barnstormers  
Daniel Jones – Central Valley Coyotes (AFL2)  
Nate Kenion – Stockton Lightning (AFL2)  
DeJhown Mandley – Bakersfield Blitz (AFL2)  
Troy Mason – Dallas Vigilantes, Dallas Desperados, Green Bay Blizzard (AFL2)  
Rodney Mazion – Milwaukee Mustangs, Anaheim Piranhas, Las Vegas Sting  
Michael McDade – Chicago Bruisers  
Leon Moore – Bakersfield Blitz (AFL2)  
Joseph Oniwor – Kansas City Brigade (AFL2), Amarillo Dusters (AFL2)  
Jameer Outsey – Philadelphia Soul  
Quinton Pointer – Baltimore Brigade  
Lorenzo “Chuckie” Reed – San Jose Saber Cats, Okla. Wranglers, Portland Forest Dragons, Anaheim Piranhas  
Jody Reinoehl – Miami Hooters, Arizona Rattlers  
Bobby Stockham – Portland Forest Dragons, Las Vegas Sting  
Chameion Sutton – Las Vegas Gladiators  
Jason Thomas – Bakersfield Blitz (AFL2)  
Peter Tramontanas – Arizona Rattlers  
Matt Vinal – Las Vegas Outlaws  
Lenny Ware – Las Vegas Gladiators  
Doc Wise – Arizona Rattlers, New Orleans Night



## CFL

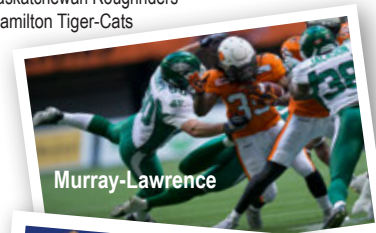
(Current Team in **BOLD CAPS**)  
Waymon Aldridge – Calgary Stampede, Ottawa Rough Riders  
Steve Anderson – Edmonton Eskimos, British Columbia Lions, Calgary Stampeders, Birmingham Barracudas, Las Vegas Posse  
Charles Anthony – Baltimore Stallions, Calgary Stampeders, Saskatchewan Roughriders  
Johan Asiata – Saskatchewan Roughriders  
Beau Bell – British Columbia Lions  
Anthony Blue – Las Vegas Posse  
**Brett Boyko - EDMONTON ELKS, Saskatchewan Roughriders, British Columbia Lions**  
Clayton Bradley – Montreal Alouettes  
Mark Byers – British Columbia Lions  
Brett Davis – Calgary Stampeders  
Dominique Dorsey – Saskatchewan Roughriders, Toronto Argonauts  
Anthony Drawhorn – Montreal Alouettes, Birmingham Barracudas, Ottawa Rough Riders  
Damir Dupin – Ottawa Rough Riders, Winnipeg Blue Bombers  
Marvin Eastman – Calgary Stampeders  
Jeremy Geathers – British Columbia Lions  
Sam Greene – British Columbia Lions, Saskatchewan Roughriders, Toronto Argonauts  
Michael Haverly – Toronto Argonauts  
David Hollis – Las Vegas Posse  
Keyvan Jenkins – Calgary Stampeders, British Columbia Lions  
Carlton Johnson – Shreveport Pirates  
Andre Jones – British Columbia Lions, Saskatchewan Roughriders  
Bajeli Laolagi – British Columbia Lions  
Admiral Dewey Larry – Ottawa Rough Riders  
Terrance Lee – Hamilton Tiger-Cats  
Jason Medlock – Calgary Stampeders  
Shaquille Murray-Lawrence – Montreal Alouettes, British Columbia Lions  
Don Odegard – Toronto Argonauts, Memphis Mad Dogs, BC Lions  
Quinton Pointer – Hamilton Tiger-Cats  
Bradley Randle – British Columbia Lions  
Lorenzo (Chuck) Reed – Shreveport Pirates  
Ken Rose – Saskatchewan Roughriders  
Jeremi Rudolph – Montreal Alouettes  
Jim Sandusky – Edmonton Eskimos  
**Kyle Saxelid – CALGARY STAMPEDERS, Hamilton Tiger-Cats, Edmonton Elks**  
Lexington Thomas – Edmonton Elks  
Henry Vereen – British Columbia Lions  
Leon Walker – Saskatchewan Roughriders  
Mike Walker – Hamilton Tiger-Cats

## IFL

Jericho Flowers – VEGAS KNIGHT HAWKS  
Jalen Graves – Vegas Knight Hawks  
Nolan Kohorst – Vegas Knight Hawks  
Gabe McCoy – VEGAS KNIGHT HAWKS, Iowa Barnstormers  
Dalton Sneed – ARIZONA RATTLEERS, Bay Area Panthers, Vegas Knight Hawks  
Darren Woods – Vegas Knight Hawks



Former Rebel receiver **Randy Gatewood** earned the AFL Ironman Award in both 2003 and 2006.




Murray-Lawrence



**Dominique Dorsey** was named the CFL's Special Teams Player of the Year in 2008.

BE A REBEL.



## 1967

**May 12**  
Nevada Southern University names Bill Ireland as the school's first head coach.

## 1968

**September 14**  
In its first game, Nevada Southern defeats St. Mary's College 27-20 before 8,000 fans at old Cashman Field.

**November 23**  
Nevada Southern suffers its first loss. Cal Lutheran hands the Rebels a 17-13 defeat to end the inaugural season with an 8-1 record.

## 1969

**November 22**  
The Rebels travel to Nevada, Reno for the first "Big Game." The Wolf Pack beats UNLV 30-28 to claim the first win.

## 1970

**November 26**  
UNLV wins the second "Big Game" and the John C. Fremont Cannon in the first year the trophy is offered.

## 1971

**September 25**  
The Rebels face their first major college opponent, losing at Utah State, 27-7.

**October 9**  
UNLV plays its final home game at Butcher Memorial Field, upsetting Santa Clara, 23-14, with two touchdowns in the final 45 seconds.

**October 23**  
UNLV plays its first game at Las Vegas Stadium and falls to Weber State, 30-17.

## 1972

**November 4**  
UNLV travels to Miami to face the Hurricanes in the fabled Orange Bowl Stadium. Miami celebrates its homecoming with a 51-7 humbling of the Rebels.



*The Football Rebels were born in the late '60s.*

## 1973

**September 8**  
Ron Meyer begins his inaugural season as UNLV's second head coach.

**September 21**  
UNLV records its first win over a major college opponent, thrashing Marshall University, 31-9.



*College football meets Mr. Vegas*

**October 13**  
The Rebels defeat Boise State, 24-19, and become ranked in the nation's Div. II top 10 for the first time in school history.

**November 3**  
Mike Thomas, UNLV's first football All-American, sets one of his nine school records by running for 314 yards in a 41-15 win over Santa Clara.

**November 17**  
Mike Thomas captures the NCAA Div. II rushing title, ending his season with what is still a UNLV school record 1,741 yards.

## 1974




*UNLV's first coach, Bill Ireland*

**October 19**  
No. 5-ranked UNLV defeats 4th-ranked Boise State, 37-35, in a battle of the undefeated.

**October 23**  
UNLV climbs to No. 2 in the AP and UPI small college rankings, the highest a Rebel football team has ever been ranked.

**November 23**  
UNLV defeats Idaho State, 31-7, to complete the school's first and only undefeated regular season.



*Superstar Mike Thomas*

**November 30**  
The Rebels defeat Alcorn State, 35-22, in their first-ever NCAA postseason playoff appearance.



**December 7**  
UNLV makes its first regional TV appearance, playing in the NCAA Div. II semifinals against Delaware in Baton Rouge, La. In the Grantland Rice Bowl, Delaware defeats the Rebels, 49-11, to end UNLV's closest bid for a national championship.

## 1976

**January 10**  
Tony Knap is named UNLV's third head football coach.

**November 27**  
UNLV travels to Ohio where the Akron Zips defeat the Rebels 27-6 in the NCAA quarterfinals.

**December**  
The Rebels finish the year ranked No. 7 in the nation for Div. II.

## 1978

**September 9**  
Washington State defeats UNLV, 34-7, in the Rebels' first game at the Div. I level.

**October 21**  
UNLV records its first road victory over a major college opponent, defeating Colorado State in Fort Collins, 33-6.



# UNLV FOOTBALL HISTORY



**1982-86**




**1987-89**



**1990-93**



**1994-98**



**1999-04**



**2005-11**



**2012-14**



**2015-19**



**December 2**

UNLV travels to Yokohama, Japan, to meet Brigham Young in the Yokohama Bowl. The Rebels end their first Div. I season with a 28-24 loss to the Cougars.

**1980**

**November 1**

The Rebels score a record 72 points in defeating New Mexico 72-7. UNLV also ties school records with 10 touchdowns and nine PATs. Three different running backs rush for more than 100 yards (Morton-146, Jenkins-107, Carhee-102).

**1981**

**October 3**

UNLV appears on ABC's Regional Game of the Week for the first time, losing at Wyoming 45-21.

**October 10**

The Rebels knock off then-No. 8 ranked Brigham Young in Provo, 45-41.



*The Chairman and The Coach: Sinatra & Knap*

**November 28**

UNLV records its 100th victory in a 27-20 win at Texas-El Paso.

**December 7**

Harvey Hyde is named UNLV's fourth head football coach.

**1982**

**October 2**

UNLV plays its first Big West Conference game, losing at Pacific 29-27.

**November 27**

The Rebels close out the 1982 season with their first-ever Big West Conference victory, defeating Cal State Fullerton, 42-23.



*Randall Cunningham's number was retired at halftime vs. SMU.*

**1984**

**November 24**

A 27-13 victory over visiting Fresno State allows UNLV to clinch its first conference championship with a perfect 7-0 record in the PCAA.

**December 1**

The California Bowl-bound Rebels host 10th-ranked Southern Methodist in the final regular-season game of 1984. Randall Cunningham, who has his No. 12 retired at halftime, becomes only the third NCAA quarterback behind Doug Flutie and John Elway to pass for more than 2,500 yards in three consecutive seasons.

**December 15**

The Rebels defeat Toledo 30-13 in their first ever major bowl game at the California Bowl in Fresno, Calif.

**1985**

**September 21**

UNLV's plays its first game against a Big Ten opponent, losing to Wisconsin 26-23.

**1986**

**April 23**

Wayne Nunnely is named UNLV's fifth head football coach.

**September 20**

UNLV defeats Wisconsin 17-7 before a then-Silver Bowl record crowd of 32,207.



*Ickey Woods shuffled his way to the national rushing title in '87.*

**November 21**

Ickey Woods continues his drive toward a national rushing title with a school-record third consecutive 200-yard rushing performance against Pacific.


**November 28**

Needing 184 yards, Ickey Woods runs for 186 vs. Northern Illinois on national television to become the first UNLV and Big West player to lead the NCAA Div. I ranks in rushing, ending the season with 1,658 yards.

**1988**

**April 24**

The Cincinnati Bengals make UNLV's Ickey Woods the 31st pick in the NFL draft, the highest a Rebel football player has ever been selected.



**October 1**

UNLV plays before the then-largest crowd in its history, 76,398, at Lincoln, Neb. Tenth-ranked Nebraska defeats the Rebels 48-6.



*UNLV vs. Wisconsin: the first-ever sellout at an expanded Sam Boyd Stadium.*

1968-77

1982-87

1988-95

1996-98

1999-2010

2011-PRES



DIVISION II




1989

September 2

High-powered Houston comes to town and uses its famous run-and-shoot offense to hand UNLV its worst-ever loss, 69-0.

December 23

Jim Strong is named UNLV's sixth head football coach.



1996

July 1

UNLV enters the 16-team Western Athletic Conference only to learn it will face the nation's 25th-toughest football schedule.

August 31

The Rebels open the season before a school-record 106,212 fans at Tennessee's Neyland Stadium -- the 12th-largest crowd ever for an on-campus facility. The Vols, led by QB Peyton Manning and ranked No. 2 in the polls, are the highest ranked team to ever face UNLV and defeat the Rebels 62-3.

1998

November 21

Senior Joe Kristosik is a bright spot during the school's first-ever winless season. The Las Vegas native finishes the year leading the nation in punting with a 46.2-yard average and soon is voted the Rebels' first consensus First Team All-American.



1992

September 12

UNLV begins its 25th season of football.



1993

November 23

Jeff Horton leaves rival UNR to become UNLV's seventh head football coach.

1994

September 17

Senior WR Randy Gatewood sets two major NCAA records in the same game with 23 catches for 363 yards vs. Idaho. The Rebels break six other national or conference records on offense in the 48-38 loss to the Vandals.



Gatewood: Still a NCAA record holder

November 19

The Rebels stun Nevada, Reno, 32-27 to tie for their first Big West championship since 1984 and break a five-game losing streak to the Wolf Pack in the process.

December 15

Appearing in its first bowl game in a decade, UNLV crushes favored Central Michigan 52-24 to win the Las Vegas Bowl III championship on ESPN.



September 7

UNLV hosts Air Force in its first WAC game, losing to the Falcons 65-17.

September 14

40,091 red-clad fans, at the time the most ever to watch a team sporting event in the state, jam Sam Boyd Stadium and its temporary end-zone seating to watch the Badgers defeat the Rebels 52-17.

November 16

UNLV earns its first WAC victory with a stunning upset of visiting SDSU, 44-42. QB Jon Denton continues his assault on the NCAA record books by passing for a national freshman-best 503 yards.

November 23

Although the Rebels fall just short, 31-28, at San Jose State, Jon Denton finishes his amazing rookie year owning 10 NCAA freshman offensive records and 10 other school marks, including most TD passes (25) and most yards (3,591) in a season.

Denton: Fantastic Frosh

1997

October 4

The Rebels meet traditional power USC for the first time in football and lead in the fourth quarter before succumbing in front of 48,404 at the storied Coliseum 35-21. QB Jon Denton reaches 5,000 career passing yards in his 17th game (the second-fastest to reach the mark in Div. I-A history).


October 18

UNLV plays in its first overtime game, falling 20-17 at San Diego State.

1999

July 1

UNLV officially joins the new, eight-team, Mountain West Conference.



September 2

UNLV opens the Robinson Era with a 26-3 Thursday night victory at North Texas, which breaks a school-record 16-game losing streak and 26-game road-losing skein.



Robinson's dream in the desert began with the 1999 season.

September 25

The school plays its first MW game and is drubbed by visiting Utah 52-14.

October 9

UNLV earns its first MW victory by upsetting heavily favored Wyoming 35-32.

2000

June 28

UNLV football boasts two preseason All-Americans for the first time in school history as punter Ray Cheetany (first team) and CB Kevin Thomas (second) are tabbed by Athlon.

September 16

Led by a school-record 31 points in the second quarter alone, UNLV breaks a school-worst 12-game home losing streak, 38-0 over North Texas, for the program's first shutout in 17 years and first at SBS since 1978.



## September 30

ABC-TV comes to town for the first time in history to broadcast the Rebels' shocking 34-13 win over Air Force, which also marked the first UNLV home victory vs. a MW opponent.

## October 7

UNLV snaps a five-game series losing skid by blasting UNR 38-7 in front of the biggest crowd ever to see the Battle for the Cannon waged in Las Vegas.

## October 28

The first-ever Rebels vs. Rebels football game sees UNLV push host Ole Miss into overtime before the SEC power pulls out a 43-40 heart-stopper. Jeremi Rudolph's 17-yard scoring run on the last play of regulation caps off a 99-yard TD march and goes down as one of the most exciting highlights in school history.

## December 2

Three different Rebels break the 100-yard rushing mark in the same game for the second time in school history as UNLV holds off host Hawaii, 34-32, to secure a Las Vegas Bowl bid and its first winning season since 1994. Tailback Jeremi Rudolph becomes the first Rebel back to rush for 1,000 yards since Ickey Woods in 1987.



## December 21

UNLV improves to 3-0 in bowl games and becomes the only school in Div. I-A with a perfect record with at least three games played by stunning Arkansas 31-14 before an ESPN2 audience and a bowl-record 29,113 fans.

The Rebels finish with the most wins (eight) since 1984. QB Jason Thomas earns MVP honors and John Robinson moves to 8-1 all-time in bowl games, making him the winningest coach in NCAA postseason history (.889).

## 2001

### August 11

UNLV receives 12 points to appear in the Associated Press preseason poll for the first time ever at No. 37. The Rebels later are ranked by Sports Illustrated for the first time at No. 25 while Football Digest slots the team at 24. Quarterback Jason Thomas also joins the preseason lists, showing up as a top 20 candidate for the Heisman Trophy according to Lindy's (10th), Phil Steele's (7th) and CBS Sportsline (18).



## August 30

Playing its earliest game in history, the Rebels' immediate rematch with Arkansas unfolds on a humid Thursday night in Little Rock before a national ESPN audience. UNLV dominates the game, holding the Razorbacks to a school-record 114 yards of offense. However, a late fumble allows the Hogs to score a shocking last-minute

game-winning touchdown in a 14-10 final.

## September 7

The highest ranked team to come to Sam Boyd since 1994, No. 16 Northwestern breaks UNLV's six-game home winning streak on ESPN, 37-28, in the first Friday game for the Rebels since 1979.

## September 14

What was supposed to be UNLV's second consecutive Friday date on ESPN is canceled following the national tragedies of September 11. The game, vs. Colorado State, is postponed until October 20 and the Rebels instead have an unwanted bye week along with all FBS schools.

## September 29

The second-biggest crowd to ever watch the Rebels play at Sam Boyd (32,601) braves 100-degree temperatures to see UNLV fail in its best attempt yet to defeat a ranked team at home as No. 20 BYU rallies late to win 35-31 on ABC-TV.

## November 17

The Rebels stun Air Force 34-10 before 31,074 at Falcon Stadium and an ESPN+Plus audience, which marks the first time in school history that every game is televised in a season.

## 2002

### April 21

UNLV breaks a 27-year-old school record by having four players selected as part of the NFL Draft, including second-rounder Anton Palepoi going higher than any Rebel since Ickey Woods in 1988.

### August 31

The Rebels open the season on ESPN2 by welcoming No. 25 Wisconsin before what was the largest crowd in Nevada history for a team sporting event (42,075). The Badgers lead 27-7 with 7:41 remaining in the fourth quarter when the power (and the lights and national TV broadcast) goes out. The head coaches -- meeting on the darkened field -- agree to call the game over and make the score final as the famous UW band entertains the rowdy crowd.

## September 14

UNLV travels to Oregon State to play in the first regular-season college football game to be broadcast by cable's Superstation TBS in longer than a decade. The Beavers dominate and pick up their first win over the Rebels in five all-time meetings, 47-17.

## October 5

UNLV downs rival UNR to hand head coach John Robinson his 200th career victory, which includes a successful stint with the NFL.

## October 19

Powered by two fourth-quarter defensive touchdowns, UNLV shocks BYU 24-3 to hand Cougar head coach Gary Crowton his first-ever loss at Edwards Stadium.

## November 2

Quarterback Jason Thomas' school-record three first-quarter rushing touchdowns help UNLV win its first overtime game in five tries with a wild 49-48 final over Wyoming.

## November 16

Despite losing to Air Force 49-32, UNLV shatters all seasonal home attendance records, including averaging 27,582 fans in six games at Sam Boyd.



## November 30

Reserve Kurt Nantkes leads the Rebels to a 36-33 upset victory over MW champion and No. 13 Colorado State in Fort Collins. Nantkes hits TE DeJhown Mandley with the game-winning 29-yard TD pass with under a minute left and Larry Croom rushes for 222 yards to help UNLV mark only its second-ever win over a ranked team and first since 1981.

## December 10

Sophomore strong safety Jamaal Brimmer is the unanimous Mountain West Defensive Player of the Year after the Las Vegas native leads the league with 17 tackles for loss.



Robinson earned his 200th career coaching victory while leading the Rebels.



# UNLV FOOTBALL HISTORY

1969




1970



1973



1976




1979



1983



1985



## 2003

**August 29**

Avenging a blowout loss at Toledo one year previous, UNLV opens the season on a special Friday ESPN game and uses two late touchdowns to cap off a 28-18 win over the Rockets in the Rebels' third consecutive opener on national TV.

**September 13**

UNLV goes to Madison, Wis., and upsets the 14th-ranked Badgers 23-5 in front of the largest crowd to ever see the Rebels win a game (78,043) as the home team goes without an offensive touchdown for the first time since 1995. The win is the program's second straight over a ranked opponent.

**September 16**

FS Jamaal Brimmer is named FWAA National Defensive Player of the Week following perhaps the most dominating performance in school history vs. the Badgers: a 55-yard fumble return for a TD, 11 tackles, 2 quarterback sacks, a forced fumble and his first two career interceptions.

**October 4**

Downing rival UNR for the fourth straight season, the Rebels move to 4-1 overall to finish their best non-conference record in school history. The following day, UNLV rises to a best-ever 30th in the USA TODAY/ESPN coaches poll (35th AP).

**November 4**

Jamaal Brimmer is announced as one of a dozen semifinalists for the Jim Thorpe Award, which is annually awarded to the nation's top defensive back.

**December 12**

Jamaal Brimmer is named First Team All-America by College Football News. Brimmer is also the consensus MW Defensive Player of the Year for the second consecutive season.

## 2003

**January 10**

John Robinson serves as head coach of the 79th Annual East-West Shrine Game in San Francisco. Two Rebel players also take part, including RB Larry Croom, who rushes for 63 yards and two TDs on just nine carries.

**January 17**

RB Larry Croom sets a school record by playing in his third postseason all-star game (Blue-Gray, East-West & Hula) and scores at least one TD in each.

**September 5**

Playing on a Sunday for the first time ever, UNLV opens the season on national television for a program-record fourth straight year by taking on No. 14 Tennessee before the biggest crowd in school history (108,625). UNLV, which wears its red jerseys on the road for the first time, scores first but falls 42-17 despite Dominique Dorsey's 121 yards on 18 carries to go with 78 kickoff return yards.

**September 11**

Robinson's Rebels return to the scene of their biggest win and play ranked teams in consecutive weeks for the first time ever in front of 82,071

at Camp Randall Stadium. No. 21 Wisconsin blocks a field-goal attempt that would have given the Rebels a halftime lead and returns it for a stunning score. The Badgers eventually post their first offensive TD vs. UNLV in a span of 10 quarters en route to an 18-3 victory.

**October 2**

Spoiling the return of UNR coach Chris Ault to the series, UNLV keeps the Fremont Cannon for a school-record fifth straight year by routing the Pack 48-13 before the second biggest crowd (27,596) to watch the rivalry game in Las Vegas. The Rebels, who go 8-8 in the red zone, score their most points in regulation under John Robinson.

**October 8**

Playing on ESPN2, UNLV's defense forces five turnovers en route to beating BYU in Provo for the second consecutive time. The Rebels improve to 5-1-1 in games played on Friday.

**November 6**

Playing overtime for the third time in the last seven meetings with Wyoming, UNLV falls to the Pokes for the first time in six years in a wild, three-OT shootout, 53-45, which goes down as the highest-scoring MW game in history. The Rebels play past a first OT for the first time and score four more points in these extra periods (14) than the previous six such games combined (10). The Rebels' 22 penalties are just two short of the NCAA record.

**November 20**

The John Robinson Era closes after the legendary coach walks off the sidelines at the end of 27 pro and college seasons. Despite the 21-3 loss to San Diego State, he leaves as the school's second-winningest coach with 26 wins in six years. LB Adam Seward's 13 tackles give him a school- and MW-record 435 in his career. Earvin Johnson catches a pass in his Rebel-record 41st straight game as he moves past Damon Williams as the program's all-time leader in receiving yards (2,604). Dominique Dorsey wins the MW rushing title with 1,261 yards.

**December 6**

Mike Sanford is hired away from MW champion Utah to become the ninth head coach in UNLV history.

**December 7**

Senior DB Jamaal Brimmer becomes UNLV's fourth two-time All-American in history and first since 1984 when he is honored by The Sporting News (2nd Team) and AP (3rd Team). He goes on to become the third Rebel ever to play in the Senior Bowl as UNLV places at least one player in five postseason all-star games.

## 2005

**September 5**

Playing on a Monday for the first time ever, UNLV opens on national television for a school-record fifth straight year by traveling to New Mexico for an ESPN2 Labor Day special. Mike Sanford becomes the first head coach in college history to successfully challenge an officials' call using the new replay system and the move helps the Rebels nearly rally to victory in a 24-22 heartbreaker.

**September 10**

Sanford earns his first win as a head coach when kicker Sergio Aguayo boots a 41-yarder against Idaho for the first game-winning field goal for UNLV since 1992.

**September 14**


Senior DE and Las Vegas native Leon Moore becomes the third Rebel gridder in four years to be named a community service All-American when he earns one of only 11 spots on the prestigious AFCA Good Works Team.

**October 8**

Sergio Aguayo kicks two 52-yard field goals in the fourth quarter, including one with 13 seconds remaining, to give UNLV a 13-10 win over SDSU.




Brimmer




# UNLV FOOTBALL HISTORY



1988



1989



1992




1993



1995



1996



## 2006

December 5

WR Ryan Wolfe is named MW Freshman of the Year after a record-setting rookie campaign. He is the first freshman to lead the league in receiving yards (911) and shatters multiple school and conference marks. Wolfe later becomes the first Rebel to be named to the Football Writers Freshman All-America Team.

## 2007

September 22

UNLV shuts out a conference opponent for only the second time in history while also breaking an 11-year losing skid in league openers. Powered by Frank "The Tank" Summers' 190 rushing yards, the 27-0 victory was the first over Utah since 1979.

October 13

UNLV hosts its school-record third sellout of the season and the biggest-ever crowd to see it play a conference opponent at home when 38,026 watch BYU win 24-14. UNLV would break multiple attendance records on the year, including playing in front of an average crowd of 29,281.

December 4

LB Beau Bell is named MW Defensive Player of the Year after leading the league with 126 tackles and five forced fumbles to go along with four interceptions. He would become the fourth Rebel ever invited to play in the Senior Bowl and be the first pick of the Cleveland Browns (fourth round) in the NFL Draft.

## 2008

January 8

OL Matt Murphy becomes UNLV's second player in as many years named to the Football Writers Freshman All-America Team.

January 12

UNLV football sends four representatives to the Hula Bowl all-star game: coaches Mike Sanford, Todd Berry and Vic Shealy and PK Sergio Aguayo.

September 13

In the first-ever meeting between the programs from neighboring states, UNLV travels to Tempe and stuns No. 13 Arizona State 23-20 when Malo Taumua blocks a Sun Devils' field-goal attempt in overtime. It marks the second-highest ranked win in program history and its first OT victory since 2004.

## REMEMBERING "THE WONDER OF WACO"




Did it really happen? Did 1999's most memorable play in college football really take place on a muggy Sept. 11 night in Waco, Texas? Did UNLV really pull off something never before done to start 2-0 on the road for the first time in 25 years? Yes. Yes. And, surprisingly – no make that inexplicably, yes.

UNLV made history by becoming the first team to win a college football game on the last play while trailing and without the ball. And it all happened because of one team's intention to run up the score and another team's refusal to allow it.

Host Baylor was leading the Rebels 24-21 with eight seconds left when it ran a rushing play to attempt to score again instead of simply downing the ball to end the game.

After Bears running back Darrell Bush was stood up at the one-yard line by the Rebel defense, LB Tyler Brickell managed to force a fumble.

DB Kevin Thomas picked up the ball in the end zone and, with no time on the clock, raced more than the length of the field to score his team's winning points as UNLV prevailed 27-24. The shocking video showed up on everyone's highlight show while UNLV announcer Tony Cordasco's now-famous radio call repeatedly played across the nation. It



Phillip Payne's "The Catch"

September 20

UNLV becomes the eighth school in history to earn back-to-back overtime victories with a 34-31 home thriller over Iowa State. Omar Clayton hits freshman sensation Phillip Payne in the end zone during UNLV's first offensive play in the extra period to give the Rebs their first win in five career meetings with the Cyclones.

October 10

Casey Flair passes Damon Williams for first place on the UNLV career receptions list with a catch at BYU. Flair, who would become the first four-year player in school history to record at least one catch in every game of his career (47), would see his reception record stand for only weeks before teammate Ryan Wolfe takes over the top spot.



Tyler Brickell (No. 48) stripped Baylor RB Darrell Bush just outside the end zone.



Kevin Thomas (No. 28) picked up the fumble and sprinted 100 yards the opposite way.


1997




1999




2000




2003



2004



2006



**November 22**

Despite a loss at SDSU that keeps the Rebels from going bowling, UNLV ties with Ohio State for the national lead in red-zone scoring at 95 percent, including earning points in its first 25 trips of the season inside the 20-yard line. Ryan Wolfe becomes UNLV's career leader in receptions and receiving yards.

**November 25**

Former Rebel RB Dominique Dorsey is named the CFL Special Teams Player of the Year while starring for the Toronto Argonauts.

**2009**

**April 26**

Frank "The Tank" Summers is a fifth-round pick by the defending Super Bowl Champion Pittsburgh Steelers, making him the first Rebel running back to be selected in the NFL Draft since Ikey Woods 21 years earlier.

**April 30**


Former Rebel field leader and AD John Robinson becomes the first UNLV player or head coach to be voted into the College Football Hall of Fame.

**October 24**

With 11 catches in a win at New Mexico, Ryan Wolfe passes San Diego State's J.R. Tolver in becoming the MW's all-time leader in pass receptions. He eventually rises as high as 12th on the NCAA's all-time list with a final tally of 283 en route to becoming the program's third-ever three-time first team all-conference honoree.

**December 23**

Just two days before Christmas, newly hired athletics director Jim Livengood introduces Bobby Hauck as UNLV's 10th head coach in history. Hauck moves to the FBS after a record-setting seven-season run at the University of Montana.



**2010**

**April 24**

Rebel center Joe Hawley goes higher in the NFL Draft than any offensive lineman in UNLV history when he is selected by the Atlanta Falcons in the fourth round.

**September 5**

The Bobby Hauck Era opens with the Rebels meeting No. 12 Wisconsin in front of a throng of 31,107, which marked the 12th-largest home crowd in UNLV history.

**September 25**

Hauck's first UNLV win is a 45-10 blistering of New Mexico. The 35-point margin of victory is the biggest in Rebel history vs. a conference opponent.

**October 9**

UNLV plays a Big East Conference team for the first time, traveling to Morgantown to take on West Virginia.

**December 4**

Hawaii is the eighth team who spent time in the at least one of the two major polls to take on the Rebels in 2011. In fact, UNLV faces the nation's 19th-toughest schedule according to the Sagarin Ratings Index, which is the third-highest ever for a Non-AQ team.

**2011**

**September 1**

UNLV opens ESPN's season of coverage in Prime Time, traveling to play No. 11/10 Wisconsin as part of a special Thursday night matchup that was also shown in 3-D.

**October 29**

Las Vegas Phillip Payne breaks UNLV's career touchdown reception record with two scores in a 38-35 win over CSU. Payne's 25th career TD came on a 31-yard catch and score and move him past Henry Bailey, whose record had stood for 17 years.

**November 5**

The Rebels renew a long-dormant series, hosting Boise State for the first time since The Bicentennial. The fifth-ranked Broncos become the second-highest ranked team to play in Las Vegas and quarterback Kellen Moore sets the NCAA record for career victories with his 46th win.

**2012**

**August 30**

Kicking off a season that features 13 consecutive games without a bye, UNLV takes on Minnesota for the first time and goes three overtimes before falling to the Gophers. Nick Sherry becomes the third freshman quarterback to start a season opener in school history.

**2013**

**September 14**

Trailing by three touchdowns, the Rebels tie for the biggest comeback in school history a tht time in downing Central Michigan 31-21 and kick off the program's first four-game regular-season winning streak since 1984.

**October 19**

Tim Cornett's 49 yards at Fresno State move him past all-time Rebel rushing leader Mike Thomas, who finished with 3,149 yards in 1973-74. Cornett would go on to finish his career with 3,733, which ranks second in Mountain West history.

**October 26**

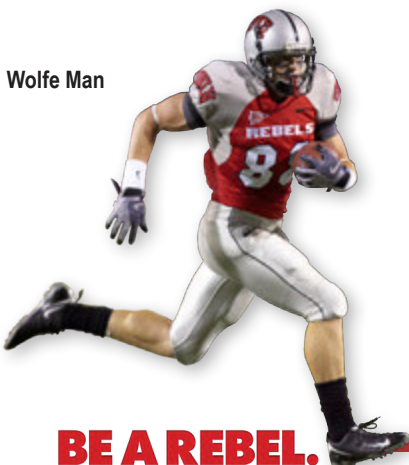
UNLV snaps an eight-game losing streak to UNR with a 27-22 victory that marks only the second time in history that the Rebels march into Reno and gain possession of the Fremont Cannon.

**November 21**

In what is by far the coldest game in UNLV history, Tim Cornett rumbles for a career-high 220 yards and four touchdowns to lead the Rebels to a 41-21 win at Air Force. Temperatures are in single digits but the wind chill dips well below zero.

**November 30**

Senior QB Caleb Herring throws a school-record tying five TDs and runs for another score to lead UNLV's 45-19 pasting of SDSU. WR Devante Davis hauls in a record-tying four scores to shatter the UNLV season mark with 14 TDs through the air.



Wolfe Man



Caleb Herring and UNLV's all-time rusher Tim Cornett

# UNLV FOOTBALL HISTORY




2007




2008



2010



2012



2013



2014



2017



April 1

The Athletics Department debuts a commemorative logo for the 50th Year of Rebel Football.

November 4

The Rebels down Hawai'i at home for the fifth straight time to claim the quickly-beloved Golden Pineapple trophy, which debuts as part of a rivalry newly branded the Ninth Island Showdown presented by the California Hotel.

November 17

UNLV rallies to defeat New Mexico for its fifth win of the season, marking the first time in history that the school wins more games than the previous season three straight years.

2014

January 1

Playing on New Year's Day for the first time, UNLV makes its first bowl appearance since 2000 in the Heart of Dallas Bowl at the historic Cotton Bowl. Despite a loss to North Texas, QB Caleb Herring breaks multiple season and career records, while kicker Nolan Kohorst finishes as the program's all-time leading scorer with 247 points.

December 2

WR Devonte Boyd, who led the nation in receiving yards by a freshman during the regular season, is named Mountain West Freshman of the Year. A product of Henderson's Basic HS, Boyd breaks the UNLV record for both catches (65) and yards (980) by a freshman. He would be named FWAA Freshman All-America.

December 11

Tony Sanchez, who built a national championship program at Las Vegas' Bishop Gorman High School, is announced as the 11th head coach in UNLV football history.

2015

September 19

UNLV plays before the biggest crowd in school history (108,683) when the Rebels travel to the Big House to take on Michigan.

September 26

Tony Sanchez earns his first collegiate victory in record-breaking fashion as UNLV crushes Idaho State 80-8. The Rebels score their most points ever in a quarter (35), half (52) and game.

2016

September 13

UNLV Athletics announces the largest single gift in its history as the Fertitta Family pledges \$10 million toward the construction of a state-of-the-art Fertitta Football Complex.

November 12

The Rebels rush for 401 yards en route to stunning Wyoming 69-66 in triple-overtime in the highest-scoring game (135 points) in Mountain West history and the third highest in NCAA FBS history.

December 7

Former UNLV All-America P/QB great and longtime Las Vegas resident Randall Cunningham becomes the first player in school history to be inducted into the prestigious College Football Hall of Fame.



November 29

Quarterback Armani Rogers is named Mountain West Freshman of the Year after a record-setting rookie campaign.

2018

November 17

Lexington Thomas bolts for 144 yards at Hawai'i to give him his 18th and final 100-yard rushing game as a Rebel, breaking Mike Thomas' record set in 1974. "Lightning" also becomes the first UNLV player ever to score 40 rushing touchdowns in a career.



November 24

After falling behind 23-0, UNLV stages the biggest comeback in school history to regain the famed Fremont Cannon. Quarterback Armani Rogers is responsible for all five touchdowns (three passing, two rushing) in the Rebels' 34-29 victory over UNR that was their first over the Pack at Sam Boyd Stadium since 2004.

BE A REBEL.



# UNLV FOOTBALL HISTORY

2015



2016



2017



2018



2020



2022



2019

August 31

UNLV launches a season-long Sam Boyd Stadium Farewell campaign to commemorate the 49th and final season playing in the facility. The last season opener at SBS includes the team wearing the same helmet design as the program's first game in



the building in 1971. The Rebels tie a school-record with seven rushing touchdowns in the 56-23 rout of Southern Utah.

October 3

21 months after celebrating a ground breaking, UNLV Athletics formally opens the new home for Rebel Football with a ceremony and facility tours for invited guests of the 73,000 square-foot Fertitta Football Complex.

November 23

UNLV sends out Sam Boyd Stadium in style with a thrilling 38-35 win over San Jose State. Hundreds of former Rebels served honorary captains at midfield during pregame while a final fireworks show and video retrospective closed out #SBSFarewell.



December 12

Just days after helping Oregon win the Pac-12 Championship, Ducks offensive coordinator Marcus Arroyo is named the 12th head coach in UNLV football history.

2020

October 31

In the first Battle for the Fremont Cannon played on the same date that Nevada became a state, the Rebels host UNR on Halloween night to mark the first collegiate football game played inside UNLV's new home at Allegiant Stadium.



2021

November 6

Charles Williams passes Tim Cornett as the leading rusher in school history during a win at New Mexico. The "Chuck Wagon" would go on to finish with 4,201 yards, (fourth-most in Mountain West history) and became the first UNLV running back to earn a first team all-league honor more than once in a career (2019 and '21).



2022

December 6

A veteran of the SEC, Barry Odom (former head coach at Missouri and current DC at Arkansas) is announced as the 13th head coach in program history.

2023

September 9

UNLV travels to second-ranked and eventual national champion Michigan to play before the biggest crowd in school history (109,482) and appear on CBS-TV for the first time.

September 16

Hosting an SEC opponent during the regular-season for the first time ever, the Rebels rally for a thrilling 40-37 win over Vanderbilt to move to 2-0 against the Commodores.

November 18

The Rebels improve to 6-1 in league play with a 31-27 win at Air Force, essentially clinching a regular-season co-championship.



November 28

Eventual consensus All-American kicker Jose Pizano is one of three finalists for the Lou Groza Award, marking the first time a Rebel is a finalist for a major college football honor.

December 2

UNLV hosts its first Mountain West Championship game before the biggest crowd in the game's history (31,473), falling to Boise State 44-20 in the Rebels' first-ever appearance on FOX-TV.

December 5

Barry Odom is named a finalist for the Eddie Robinson Coach of the Year Award, a first in school history.

December 26

Boasting three All-Americans in the same season for the first time ever (PK Jose Pizano, WR Ricky White and KR Jacob De Jesus), the Rebels head to Phoenix to play Kansas in the Guaranteed Rate Bowl at Chase Field, home of the Arizona Diamondbacks.

2024

February

With Las Vegas hosting its first Super Bowl, UNLV becomes home base for the NFC Champion San Francisco 49ers leading up to kickoff.



# OPPONENT RECORDS



## TEAM RUSHING

**Most Rushing Attempts**  
Game: 78, Air Force (2014);  
Air Force (2017)  
Season: 677 (2014)

**Fewest Attempts Rushing**  
Game: 14, Houston (1990)  
Season: 430 (1991)

**Most Net Yards**  
Game: 586, Iowa State (1995)  
Season: 3,820 (2014)

**Fewest Net Yards**  
Game: 8, Long Beach State (1986)  
Season: 1447 (1973)  
**Most Touchdowns**  
Game: 8, Northern Illinois (1995)  
Season: 48 (1995)

## PASSING

**Most Attempts**  
Game: 68, BYU (2004)  
Season: 446 (1984)

**Fewest Attempts**  
Game: 0, New Mexico (2017)  
Season: 188 (1971)

**Most Completions**  
Game: 41, UNR (1995)  
Season: 238 (2015)

**Fewest Completions**  
Game: 0, New Mexico (2017)  
Season: 72 (1971)

**Highest Completion Pct.**  
Season: .669 (2006)

**Most Passing Yards**  
Game: 558, UNR (1993)  
Season: 3288 (1996)

**Fewest Passing Yards**  
Game: 0, New Mexico (2017)  
Season: 1168 (1971)

**Most Touchdown Passes**  
Game: 7, UNR (1995)  
Season: 30 (1996)

## TOTAL OFFENSE

**Most Total Offensive Plays**  
Game: 102, San Jose State (1992)  
Season: 990 (2013)

**Most Total Offensive Yards**  
Game: 794, UNR (1993)  
Season: 6675 (2014)

**Fewest Total Offensive Yards**  
Game: 114, Arkansas (2001)  
Season: 2733 (1973)

## FIRST DOWNS

**Most First Downs**  
Game: 38, UNR (1995)  
Season: 325 (1996)

**Most First Downs Rushing**  
Game: 25, Air Force (1999);  
Air Force (2017)  
Season: 157 (2014)

**Most First Downs Passing**  
Game: 31, UNR (1995)  
Season: 149 (1996)

**Fewest First Downs**  
Game: 5, Arkansas (2001)  
Season: 156 (1971)

## SCORING

**Most Points Scored**  
Game: 69, Houston (1989)  
Season: 551 (1996)

**Fewest Points Scored**  
Game: 0, Utah (2007)  
0, North Texas (2000)  
0, CS Fullerton (1983)  
0, UTEP (1978)  
0, La.-Monroe (1973)  
0, CS Los Angeles (1972)  
0, Adams State College (1971)  
0, Oregon Tech (1970)  
0, Cal Tech (1968)  
Season: 151 (1973)

## Most Touchdowns

Game: 9, Nevada, Reno (2009)  
9, BYU (1996)  
9, Air Force (1996)  
9, Tennessee (1996)  
9, Houston (1989)  
Season: 71 (1996)

## TURNOVERS

**Most Fumbles**  
Game: 10, Oregon State (1990)  
Season: 49 (1979)  
49 (1975)

**Most Fumbles Lost**  
Game: 6, Oregon State (1990)  
Season: 27 (1979)

**Most Interceptions Thrown**  
Game: 5, Pacific (1992)  
5, Idaho State (1984)  
5, Utah State (1983)  
5, San Jose State (1981)  
Season: 23 (1987)  
23 (1974)

## INDIVIDUAL RUSHING

**Most Rushing Attempts**  
44 Chris Lemon, Nevada, Reno (1998)  
44 Jason Cooper, Louisiana Tech (1993)  
43 Nathan DuPree, San Jose State (1992)

**Most Rushing Yards**  
302 Troy Davis, Iowa State (1995)  
286 Nathan DuPree, San Jose State (1992)  
278 Robert Trice, CS Northridge (1993)  
275 George Jones, San Diego State (1996)  
274 Brian Pruitt, Central Michigan (1994)

**Most Rushing Touchdowns**  
5 Arion Worthman, Air Force (2017)  
5 Mike Ball, UNR (2009)  
5 Troy Davis, Iowa State (1995)

## PASSING

**Most Passing Attempts**  
67 John Beck, BYU (2004)  
61 Timmy Chang, Hawaii (2003)  
60 Casey Bramlet, Wyoming (2001)  
58 Terry Nugent, Colorado State (1982)  
57 Gym Kimball, Utah State (1984)

**Most Passing Completions**  
41 Mike Maxwell, UNR (1995)  
37 Timmy Chang, Hawaii (2003)  
35 Ryan Lindley, San Diego State (2008)  
35 Brett Rypien, Boise State (2015)

**Most Passing Yards**  
552 Mike Maxwell, UNR (1995)  
546 Cody Ledbetter, New Mexico State (1995)  
538 Chris Vargas, UNR (1993)  
477 Greg Alexander, Hawaii (2009)  
469 Brett Rypien, Boise State (2015)

**Most Passing Touchdowns**  
7 Mike Maxwell, UNR (1995)  
7 Chris Vargas, UNR (1993)  
5 (7 times), last time: Jordan Love, Utah State (2018)

**Most Interceptions Thrown**  
5 Dave Henigan, Pacific (1992)  
5 Vern Harris, Idaho State (1984)

## RECEIVING

**Most Receptions**  
18 Alex Van Dyke, UNR (1995)  
17 Ron Jenkins, Fresno State (1987)  
15 Ryan McGuffey, Wyoming (2001)  
13 Kealoha Pilaes, Hawaii (2009)

**Most Receiving Yards**  
237 Scottie Vines, Wyoming (2002)  
230 Alex Van Dyke, UNR (1995)  
221 Davante Adams, Fresno State (2013)  
213 Kenny Golladay, Northern Illinois (2015)  
212 Mike Senior, UNR (1993)  
211 Rashaun Greer, Colorado State (2008)

**Most Receiving Touchdowns**  
4 Davante Adams, Fresno State (2013)  
4 Lucious Davis, New Mexico State (1993)

## TOTAL OFFENSE

559 Cody Ledbetter, New Mexico State (1995)  
543 Mike Maxwell, UNR (1995)  
537 Chris Vargas, UNR (1993)

## SCORING

**Most Touchdowns**  
5 Jordan Love, Utah State (2018)  
5 Arion Worthman, Air Force (2017)  
5 Mike Ball, UNR (2009)  
5 Troy Davis, Iowa State (1995)  
**Most Field Goals**  
5 Chase Crawford, USC (2018)  
5 Owen Pochman, BYU (1999)

## LONGEST PLAYS

**Pass**  
92 QB Anu Solomon to WR Austin Hill, Arizona (2014)

**Rush**  
93 Solomon White, Tulsa (1994)

**Field Goal**  
62 Jason Hanson, Washington State (1991)

**Kickoff Return**  
100 Jason Jarjay, Tulsa (1994)  
100 Reggie Wilson, Utah (1981)

**Punt Return**  
90 Darnell Clash, Wyoming (1981)

**Interception Return**  
99 Zac Bryson, Colorado State (2007)  
99 Paul David, Hawaii (1969)

**Fumble Return**  
100 Scoring: Dan Dawson, Rice (1998)  
63 Non-Scoring: Tim Sensley, La.-Lafayette (1994)

## POLL POSITIONS

UNLV has played 53 opponents ranked in at least one of the two major polls at the time of the game and hold a 5-48 record.

AP/COACH	OPPONENT	RESULT	DATE
2/2	at Michigan	L, 35-7	9-9-23
2/2	at Tennessee	L, 62-3	8-31-96
4/4	TCU	L, 48-6	10-30-10
5/5	BOISE STATE	L, 48-21	11-5-11
5/5	WISCONSIN	L, 20-13	9-8-07
8/8	at TCU	L, 41-0	10-31-09
8/8	at BYU	W, 45-41	10-10-81
9/9	at Nebraska	L, 48-6	10-1-88
9/10	at Utah	L, 63-28	10-23-04
10/10	at Ohio State	L, 54-21	9-23-17
10/10	SMU	L, 38-21	12-1-84
11/8	KANSAS STATE	L, 42-3	11-26-94
11/10	at Wisconsin	L, 51-17	9-1-11
12/12	WISCONSIN	L, 41-21	9-4-10
12/12	TCU	L, 44-14	11-1-08
12/13	BYU	L, 54-14	11-29-80
13/13	UCLA	L, 37-3	9-13-15
14/14	IOWA STATE	L, 48-3	9-18-21
14/14	at Wisconsin	L, 52-7	9-19-98
14/14	at Tennessee	L, 42-17	9-5-04
14/15	at Wisconsin	W, 23-5	9-13-03
15/15	at USC	L, 21-43	9-1-18
15/13	at Arizona State	W, 23-20 (OT)	9-6-08
16/15	BOISE STATE	L, 38-13	10-5-19
16/13	at Colorado State	W, 36-33	11-30-02
16/20	NORTHWESTERN	L, 37-28	9-7-01
18/17	at TCU	L, 56-9	12-3-11
18/17	at BYU	L, 42-35	10-25-08
18/18	at TCU	L, 51-3	11-12-05
18/20	BYU	L, 59-21	10-10-09
19/17	at Fresno State	L, 38-14	10-19-13
19/19	BYU	L, 29-0	10-23-99
19/20	at BYU	L, 63-28	10-12-96
19/21	SAN DIEGO STATE	L, 41-10	10-7-17
20/20	at Utah	L, 38-10	9-11-10
20/20	BYU	L, 35-31	9-29-01
20/23	FRESNO STATE	L, 3-48	11-3-18
21/22	at Wisconsin	L, 18-3	9-11-04
22/21	at Clemson	L, 24-14	9-4-93
22/23	at Utah	L, 42-21	9-6-08
22/25	at Fresno State	L, 38-30	9-24-21
23/23	SAN DIEGO STATE	L, 28-20	11-19-21
23/25	at Arizona State	L, 37-10	9-11-21
24/22	at Boise State	L, 32-7	10-27-12
24/22	HAWAII	L, 49-14	9-15-07
24/NR	UTAH	L, 35-15	10-17-09
24/NR	at Houston	L, 37-9	9-8-90
25/25	NEVADA, RENO	L, 44-26	10-2-10
25/NR	at Hawaii	L, 59-21	12-4-10
NR/19	BYU	L, 27-0	9-2-82
NR/20	CS FULLERTON	W, 26-20	11-10-84
NR/24	OREGON STATE	L, 23-21	9-12-09
NR/25	WISCONSIN	L, 27-7	8-31-02



**JOSE  
PIZANO**

## 2023 MW SPECIAL TEAMS PLAYER OF THE YEAR

Jose Pizano, who spent just one memorable season in Las Vegas, became the first Rebel to earn the top special teams award in the MW with a record-shattering fall. The First Team All-American hit 7/7 of 22 field-goal attempts, including two game-winners, and made all 22 of his extra points to score the most points in UNLV single-season history at 117. One of three finalists for the Lou Groza Award, Pizano won MW Special Teams Player of the Week three times and set the school record for consecutive field-goals made with 19.



**JAYDEN  
MAIAVA**

## 2023 MW FRESHMAN OF THE YEAR

A product of local program Liberty High School, Jayden Maiava set a record with five MW Freshman of the Week nods. After coming off the bench in Game Three, he took over the rest of the season and finished with 3,085 yards, 17 touchdowns and 277 rushing yards to go with three more scores. His completion percentage of 63.5 was tops in the nation for freshmen and ranked second in school history for any quarterback.



**CAMERON  
FRIEL**

## 2021 MW FRESHMAN OF THE YEAR

Cameron Friel broke the school record for completion percentage in a season by a freshman with a 62.4 clip, which also tied Hall of Famer Randall Cunningham (1984) for third overall by any Rebel. His 307 yards passing at UTSA were the most ever by a UNLV true freshman.



**KYLE  
WILLIAMS**

## 2020 MW FRESHMAN OF THE YEAR

Kyle Williams broke the school record and ranked third in the nation with 5.8 receptions per game en route to leading the team in catches and yards during the abbreviated six-game season that also garnered him Second Team Freshman All-America honors from The Athletic.



**ARMANI  
ROGERS**

## 2017 MW FRESHMAN OF THE YEAR

Armani Rogers shattered UNLV QB rushing records while wowing fans with 780 yards and eight touchdowns on the ground as a rookie. He also threw for 1,471 yards and six more scores despite missing a quarter of the season with an injury.



**DEVONTE  
BOYD**

## 2014 MW FRESHMAN OF THE YEAR


Devonte Boyd went for 102 yards on six catches at Arizona in his first collegiate game -- and never looked back. He would go on to lead the nation in receiving yards during the regular season and his 65 catches and 980 yards shattered UNLV's freshman single-season marks. He later became the third Rebel named to the FWAA Freshman All-America Team.



**BEAU  
BELL**

## 2007 MW DEFENSIVE PLAYER OF THE YEAR


Beau Bell led the league with 126 total tackles and five forced fumbles to go with 9.5 TFL and 3 sacks in 2007. He also led the team with four interceptions, including one at Wyoming that he returned for a TD. Bell became the first player in MW history to be named defensive player of the week three times in one season and left UNLV ranked second in all-time tackles with 320. The fourth Rebel ever to be invited to play in the Senior Bowl, he went on to become the top draft pick of the Cleveland Browns.



**RYAN  
WOLFE**

## 2006 MW FRESHMAN OF THE YEAR

Ryan Wolfe's first game as a collegian saw him catch six balls for 160 yards, including a 71-yard touchdown sprint. The rookie later proved it was no fluke when he hauled in nine receptions for a MW-freshman-record-tying 176 yards vs. New Mexico. Named First Team Freshman All-America by the FWAA, Wolfe was UNLV's first first team all-conference receiver since 1997 after becoming the first freshman to ever lead the conference in receiving yards (911), which ranked 26th nationally.



**JAMAAL  
BRIMMER**

## 2002 & 2003 MW DEFENSIVE PLAYER OF THE YEAR

Hometown hero Jamaal Brimmer exploded onto the scene as a sophomore in 2002, including leading the MW with 17 TFL and a squad-leading 5.5 sacks. Hence, he was the pick of both the coaches and media for league MVP honors in. One year later, his stats only improved as he led the league with six interceptions and four forced fumbles, which led to two key defensive scores. His eye-popping day in leading his team to an upset at Wisconsin got him national defensive player of the week honors and helped him become a semifinalist for the Thorpe Award and repeat as the consensus defensive MVP of his conference.




**DOMINIQUE  
DORSEY**

## 2001 MW FRESHMAN OF THE YEAR

'Nique the Streak burst on to the scene with a scintillating 87-yard kickoff return vs. Northwestern in his first career attempt. Nine returns later he had broken the school record for season average at 36.4. Despite injuries, Dorsey displayed similar bursts at tailback and led the team with a 6.6-yard average, including TD runs of 56 and 40 yards. Against UNR, he set a league rookie record by gaining 180 yards on just 18 carries.


# CONFERENCE AWARD WINNERS



**KEVIN THOMAS**

## 2001 MW DEFENSIVE PLAYER OF THE YEAR


The school's first Division I All-American on his side of the ball, cornerback Thomas wrapped up perhaps the finest defensive career in Rebel history by breaking the school and MW single-season record for interceptions with seven, leading the nation in both interception return yardage and defensive scoring after taking three balls back for touchdowns while also pacing the league in passes defended with 17.



**AARON MOOG**

## 1984 PCAA CO-DEFENSIVE PLAYER OF THE YEAR

The complete package along the line with superb speed, agility and aggressiveness, Moog led one of UNLV's best-ever defenses by totaling 63 tackles, including six for loss, six sacks and three pass breakups. The Rebels flirted with the national rankings by winning their first league title and bowl championship en route to an 11-2 overall mark.



**JAMES SUNIA**

## 1998 WAC FRESHMAN OF THE YEAR (PACIFIC DIVISION)


A true Hawaiian warrior, Sunia became the first freshman in school history voted team captain and went on to start all 11 games at MLB. Named First Team Freshman All-America by Football News after leading his team with 115 total tackles, Sunia would gain 119 takedowns a year later but spend his final two seasons suffering from various injuries, keeping him from breaking UNLV's tackle record.



**BARRY ODOM**

## 2023 MW COACH OF THE YEAR


In just his first year in Las Vegas, Barry Odom not only became UNLV's first conference coach of the year in nearly a quarter-century but also was named the program's first Eddie Robinson Coach of the Year Finalist and FWAA Steve Spurrier First-Year Coach of the Year Finalist. Also a College Football News National Coach of the Year Finalist, he led his initial Rebel squad to its most wins since 1984, its first MW championship game appearance and first bowl trip in a decade.



**JON DENTON**

## 1996 WAC FRESHMAN OF THE YEAR (MOUNTAIN DIVISION)


Turning in arguably the best season by a freshman QB in FBS history, Denton shattered 10 NCAA freshman records and 10 other school marks for a team that won only one game. His nine 200-yard passing games included a school-record 503-yard performance vs. SDSU while his 3,591 yards and 25 TDs passing were NCAA single-season records for a frosh. The DENTON-ATOR would play only one more season before transferring to Eastern Kentucky.



**JOHN ROBINSON**

## 2000 MW CO-COACH OF THE YEAR


Just a year after taking over a program that posted its first-ever winless season, John Robinson led the Rebels to their most wins since 1984 (8-5) and victory over Arkansas in the Las Vegas Bowl.



**ICKEY WOODS**

## 1987 PCAA OFFENSIVE PLAYER OF THE YEAR

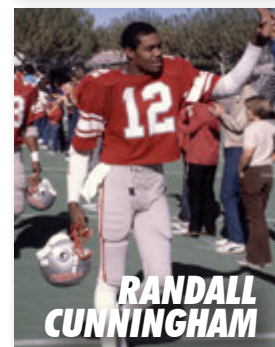
Saving the best for last, Elbert "Ickey" Woods gained only 267 yards his first three seasons. As a senior he proceeded to lead the nation in rushing with 1,658 yards on 259 carries (6.4 YPC) and put in 10 touchdowns. He tied a school record with seven consecutive 100-yard games, including an incredible three straight over 200.



**JEFF HORTON**

## 1994 BIG WEST CO-COACH OF THE YEAR

Under a first-year head coach, the Rebels rebounded from a 3-8 record to shock the league and earned a three-way tie for the Big West championship with a 5-1 record. Winning the tiebreaker, UNLV earned the Las Vegas Bowl bid and crushed Central Michigan 52-24.



**RANDALL CUNNINGHAM**

## 1983 & 1984 PCAA OFFENSIVE PLAYER OF THE YEAR

The first two-time league MVP for the Rebels, Randall Cunningham was an All-American punter and future NFL star at quarterback. The school's career passing leader threw for 2,545 yards, 18 TDs and only 8 INTs in 1983 and followed that up with 2,628 yards, 24 TDs and 10 INTs in a senior campaign that saw his team finish 11-2, including winning the PCAA title and California Bowl.



**HARVEY HYDE**


## 1984 PCAA COACH OF THE YEAR

The most successful Rebel squad since moving to division one, Harvey Hyde's 1984 Rebels were 11-2 overall and 7-0 in the Pacific Coast Athletic Association. The season, which culminated with a 30-13 victory over Toledo in the California Bowl, also produced the school's first league coach of the year award.



**JOE  
INGERSOLL**  
**Defensive Lineman**

One of only four repeat All-Americans in UNLV history, Joe Ingersoll (1973-75) also was the first defensive player from the Rebels so honored. The Salt Lake City native played his freshman year at Utah before transferring to the desert and performing as a dominant defensive lineman for three years. As a junior, "Big Joe" led the undefeated 1974 UNLV team in tackles with 105, including four sacks, and was tabbed an AP Div. II Second Team All-American. As a senior, the terrific tackle earned first team honors from the AFCA and would go on to become a seventh round choice by the Miami Dolphins in the 1976 NFL Draft. In 1987, Ingersoll was a member of the inaugural UNLV Athletics Hall of Fame.




**THOMAS**

1974  
AFCA-1st Team  
1973  
AFCA-1st Team


**MIKE THOMAS**  
**Running Back**

The bluest of Blue Chip recruits out of Greenville, Texas, Mike Thomas 1973-74, signed on with the University of Oklahoma but soon left Norman to ride his way West and right into the Rebel – and national – record books. His two seasons in Las Vegas were nothing less than stunning. As a junior in 1973, he scored a school-record 20 touchdowns and led the nation in rushing yards with 1,741, which was just 35 short of the then-NCAA single-season record. A year later, Thomas added 1,408 yards and 17 rushing scores to lead the Rebels to their only undefeated regular season and a Div. II ranking as high as No. 2 before losing in a national semifinal game. His still-UNLV-best career totals were 3,149 yards and 37 TDs born from a 6.6-yards-per-carry average. Both seasons resulted in AFCA First Team All-America nods for UNLV's first true football star. Thomas would go on to complete a fine NFL career with the Washington Redskins and San Diego Chargers.



**JIM  
SANDUSKY**  
**Wide Receiver**

Although his UNLV career was brief, San Diego native Jim Sandusky (1981) turned in the greatest receiving year in school history during his one year on campus. Catching balls from the arm of QB Sam King as part of head coach Tony Knap's free-wheeling offense, Sandusky hauled in 68 passes (17 more than any previous Rebel) for 1,346 yards, which is still a school record. Despite playing in only 12 games, Sandusky remains tied for second at the school with eight career 100-yard receiving games. Such output would earn him Second Team All-America honors. However, with Knap retiring, Sandusky would transfer to San Diego State and go on to a distinguished career in the NFL and Canadian Football League.




**SANDUSKY**

1981  
AP-2nd Team




1975  
AFCA-1st Team  
1974  
AP-2nd Team

**INGERSOLL**



**RANDALL  
CUNNINGHAM**  
**Punter/Quarterback**

Although he is now known for being the NFL's all-time leading rushing quarterback for many years, Santa Barbara, Calif., native Randall Cunningham (1981-84) won his national collegiate honors at his other position – punter. Still the Rebels' leader for punting average in a game (58.0), season (47.5) and career (45.6), Cunningham would own the second-best career punting average in college football history if he had punted just eight more times during his three years on the field. Touted as a Heisman Trophy candidate for his lethal combination of talent throwing, running and punting the ball, Cunningham was named first team All-America in 1983 (as well as honorable mention QB by AP) and second team in 1984, making him UNLV's first two-time All-American since the school moved to Division I in 1977. He would go on to be the 37th pick in the 1985 NFL Draft by the Philadelphia Eagles and was named the 1998 NFL Player of the Year as a Minnesota Viking QB. He became the first Rebel player inducted into the College Football Hall of Fame in 2016.



**CUNNINGHAM**

1984  
AP-2nd Team  
1983  
AFCA-1st Team  
AP-2nd Team



# REBEL ALL-AMERICANS




## BRIAN PARVIN

**Punter**


Brian Parvin (1991-92) became UNLV's first All-American in seven years when he was named to Football News' second team as a senior. A transfer from Mt. San Antonio Junior College in Walnut, Calif., Parvin turned in a fine junior campaign with a 41.9-yard punting average, which was good

for 18th in the nation. His senior year, however, produced the second-highest season number in school history with 46.3 – the third-best average in the nation in 1992.



1992  
Football News-2nd Team

PARVIN



FAUNCE

1993  
Football News-2nd Team  
AP-3rd Team

## BRAD FAUNCE

**Punter**


A transfer from Glendale (Calif.) Junior College, Brad Faunce (1993-94) used his powerful leg to post an impressive two-year career at UNLV. His junior season included a 45-yard punting average that earned him Second Team All-America honors. Also the squad's kickoff man in 1994, Faunce's memorable 91-yard punt vs. UNR was not only a school record, but also helped the Rebels upset the Wolf Pack to win the Big West Conference title and a berth in Las Vegas Bowl III.



## JOE KRISTOSIK

**Punter**

Joe Kristosik (1995-98) was a bright light through the program's only winless season in 1998. He walked on to his hometown team in 1994 and five years later walked away as the school's first consensus First Team All-American. Kristosik was the first Rebel booter to lead the nation in punting with a 46.2-yard average, which was the second-highest in NCAA history with a minimum of 75 attempts. Along the way, he turned in perhaps the greatest performance ever by a collegiate punter when he had 13 tries at BYU with eight going longer than 50 yards and a stunning four traveling at least 60 yards, including two season-long kicks of 67 yards. Kristosik became the first-ever UNLV member of the prestigious Walter Camp team. He was inducted into the UNLV Athletics Hall of Fame in 2008.



KRISTOSIK

1998  
Consensus 1st Team: Walter Camp, AP, AFCA, FWAA, Football News



## KEVIN THOMAS

**Cornerback**


Kevin Thomas (1998-2001) became the first Rebel on his side of the ball to earn All-America since 1975. Holder of various school and conference records, the Sacramento native left as one of the best cover men in the nation en route to being tabbed third team All-America

by Football News and fourth team by The Sporting News. The second three-time first team all-conference player in Rebel history, his seven picks as a senior broke the UNLV and MW record for a single season as he led the nation in interception return yardage and defensive scoring. An iron man who never missed a start in four seasons, his six career TDs highlighted a school-record 55 career pass breakups. The Jim Thorpe candidate and MW Defensive Player of the Year played in both the Senior Bowl and East-West Shrine Game before being selected by the Buffalo Bills in the NFL Draft. Thomas was inducted into the UNLV Athletics Hall of Fame in 2012.



THOMAS

2001  
Football News-3rd Team  
Sporting News-4th Team



BRIMMER

2004  
Sporting News-2nd Team  
AP-3rd Team  
2003  
Football News-1st Team



## JAMAAL BRIMMER

**Safety**

Jamaal Brimmer in 2003 became the first non-punter to earn First Team All-America at UNLV since 1975. The hometown hero introduced himself to the nation early in the season with the greatest single defensive performance in school in leading his team to a major upset at Wisconsin on national TV. Brimmer's phenomenal day, which included 11 tackles, two interceptions, one fumble return for a TD and two quarterback sacks, earned him the Bronko Nagurski National Defensive Player of the Week honors. The free safety, who would be voted the school's first two-time consensus league MVP in his career, led the MW with six interceptions and four forced fumbles to go with three sacks and four fumble recoveries in 2003. The first UNLV semifinalist for the Jim Thorpe Award became the school's first two-time All-American since Randall Cunningham with nods from AP and The Sporting News as a senior. A 2004 member of the AFCA Good Works Team, he was inducted into the UNLV Athletics Hall of Fame in 2017.

**2023**  
**1st Team:**  
 AFCA, FWAA,  
 Phil Steele  
**2nd Team:**  
 AP, ESPN, SI  
 Walter Camp

**PIZANO**

## JOSE PIZANO

### Place-Kicker

Jose Pizano in 2023 became the first kicker in UNLV history to earn All-America honors and just the second consensus honoree from the school at any position. He was a First Team pick by FWAA, AFCA and Phil Steele and a Second Team Selection by AP, Walter Camp, Sports Illustrated and ESPN. The program's first finalist for a major college football award (Lou Groza), Pizano shattered the Rebel record book in his one season in Las Vegas, setting new marks for field goals in a game (six) and a season (26), kicking points in a game (19) and a season (133) while also breaking the school record for consecutive field goals made with 19. He also became the first Rebel to be named Conference Special Teams Player of the Year after hitting two game-winning field goals vs. Vanderbilt and Colorado State and winning Mountain West Special Teams Player of the Week three times.



## FRESHMAN ALL-AMERICANS

**WOLFE**

**2006**  
 FWAA-1st Team



## JACOB DE JESUS

### Kick Returner

UNLV junior wide receiver Jacob De Jesus was named USA TODAY Sports All-America as Second Team Kick Returner in 2023. He was also named Second Team by Action Network and Third Team by Phil Steele. The first Rebel in history to earn a spot on an All-America

team as a kick returner, De Jesus led all of college football with 1,079 total return yards and was the only player in the nation to rank in the top 15 for both punt and kickoff returns. One of three finalists for the Jet Award, which goes annually to college football's top return man, De Jesus was named First Team All-Mountain West as both a punt returner and kickoff returner. He is only the second UNLV player to earn two first team all-league honors in the same season, joining College Football Hall of Famer Randall Cunningham, who was First Team All-PCAA (Big West) as both a quarterback and punter in both 1983 and '84.

**2023**  
**2nd Team:**  
 USA TODAY,  
 Action Network  
**3rd Team:**  
 Phil Steele

**DE JESUS**

**MURPHY**

**2007**  
 FWAA-1st Team

**2023**  
**1st Team:**  
 Action Network  
**2nd Team:**  
 College  
 Football  
 Network  
**3rd Team:**  
 AP

**WHITE**

## RICKY WHITE III

### Wide Receiver

Junior Ricky White III became his school's second All-America wide receiver in history after finishing third in the nation with a school-record 1,483 yards in 2023. College Football Network's Mountain West Offensive Player of the Year tied the UNLV mark for receptions in a season with 88 and became the first Rebel ever to post five consecutive games with at least 100 receiving yards. White was named First Team All-America by the Action Network, Second Team by the College Football Network and Third Team by Associated Press, becoming the first UNLV ball-catcher to appear on an AP team since 1981.



**2014**  
 FWAA-1st Team

**BOYD**

**WILLIAMS**


**2021**  
 The Athletic-2nd Team

RANDALL

# CUNNINGHAM



★ COLLEGE FOOTBALL HALL OF FAME 2016 INDUCTEE ★




★ UNLV ALL-AMERICA PUNTER & QUARTERBACK (1982-84) ★ ONLY REBEL FOOTBALL PLAYER TO HAVE HIS JERSEY NUMBER RETIRED (NO. 12) ★  
★ UNLV'S ALL-TIME LEADER IN PASSING YARDS, PASSING TOUCHDOWNS, SEASON PUNTING AVERAGE & CAREER PUNTING AVERAGE ★



NATIONAL FOOTBALL FOUNDATION

COLLEGE FOOTBALL HALL OF FAME



## 2023 (Mountain West)

**1st Team:** Jacob De Jesus (PR & KR), Jose Pizano (PK), Tiger Shanks (OL), Ricky White III (WR), Jackson Woodard (LB),  
**2nd Team:** Jalen Dixon (DL), Jayden Maiava (QB), Cameron Oliver (CB)  
**HM:** Vincent Davis Jr. (RB), Donovan Lester (RB), Marsel McDuffie (LB), Jaxen Turner (S), Marshall Nichols (P)

## 2022 (Mountain West)

**1st Team:** Austin Ajiake (LB)  
**2nd Team:** Daniel Gutierrez (PK), Adam Plant Jr. (DE)  
**HM:** Doug Brumfield (QB), Elier Ehimare (DL), Leif Fautanu (C), Aidan Robbins (RB), Nohl Williams (DB)

## 2021 (Mountain West)

**1st Team:** Charles Williams (RB)  
**2nd Team:** Jacoby Windmon (LB)  
**HM:** Austin Ajiake (LB), Daniel Gutierrez (PK)

## 2020 (Mountain West)

**HM:** Jacoby Windmon (DL)

## 2019 (Mountain West)

**1st Team:** Charles Williams (RB)  
**2nd Team:** Jericho Flowers (DB)  
**HM:** Julio Garcia (OL), Rayshad Jackson (LB), Justin Polu (OL), Javin White (LB)

## 2018 (Mountain West)

**2nd Team:** Lexington Thomas (RB)  
**HM:** Nathan Jacobson (OL), Justin Polu (OL), Roger Mann (DE)

## 2017 (Mountain West)

**1st Team:** Lexington Thomas (RB)  
**2nd Team:** Mike Hughes Jr. (DL)  
**HM:** Kyle Saxelid (OL), Nathan Jacobson (OL)

## 2016 (Mountain West)

**1st Team:** Tau Lotulelei (LB)  
**HM:** Troy Hawthorne (DB), Mike Hughes Jr. (DL), Nathan Jacobson (OL), Will Kreitler (C), Torry McTyer (DB)

## 2015 (Mountain West)

**2nd Team:** Devonte Boyd (WR)  
**HM:** Will Kreitler (C), Tau Lotulelei (LB)

## 2014 (Mountain West)

**2nd Team:** Devonte Boyd (WR), Brett Boyko (OL)  
**HM:** Devante Davis (WR), Peni Ve'a (DB), Robert Waterman (C)

## 2013 (Mountain West)

**2nd Team:** Devante Davis (WR), Tim Cornett (RB), Brett Boyko (OL)  
**HM:** Frank Crawford (DB), Mark Garrick (DL), Cameron Jefferson (OL), Tani Maka (LB), Marcus Sullivan (PR/WR), Peni Ve'a (DB), Robert Waterman (C)

## 2012 (Mountain West)

**1st Team:** Nolan Kohorst (PK), John Lotulelei (LB)  
**HM:** Tim Cornett (RB), Robert Waterman (C)

## 2011 (Mountain West)

**2nd Team:** Deante' Purvis (KR)  
**HM:** Brett Boyko (OL), James Dunlap (DL), Sidney Hodge (DB), Robert Waterman (C)

## 2010 (Mountain West)

**HM:** Will Chandler (DB), Matt Murphy (OL)

## 2009 (Mountain West)

**1st Team:** Ryan Wolfe (WR)  
**HM:** Jason Beauchamp (LB), Joe Hawley (OL), Matt Murphy (OL)

## 2008 (Mountain West)

**1st Team:** Ryan Wolfe (WR)  
**2nd Team:** Jason Beauchamp (LB)  
**HM:** Johan Asiata (OL), Casey Flair (WR), Frank Summers (RB), Malo Taumua (DL)

## 2007 (Mountain West)

**1st Team:** Beau Bell (LB)  
**2nd Team:** Mil'Von James (DB)  
**HM:** Matt Murphy (OL), Frank Summers (RB), Ryan Wolfe (WR)

## 2006 (Mountain West)

**1st Team:** Kip Facer (P), Ryan Wolfe (WR)  
**2nd Team:** Casey Flair (WR), Jeremy Geathers (DL), Eric Wright (DB)  
**HM:** Howie Fuimaono (DL), Marco Guerra (OL), Jay Staggs (DB)

## 2005 (Mountain West)

**2nd Team:** Beau Bell (LB), Greg Estandia (TE), Joe Miklos (DB)  
**HM:** Sergio Aguayo (PK), Leon Moore (DE), Howie Fuimaono (DL)

## 2004 (Mountain West)

**1st Team:** Jamaal Brimmer (DB), Dominique Dorsey (RB)  
**2nd Team:** Ryan Claridge (LB), Joe Critchfield (OL), Adam Seward (LB)  
**HM:** Sergio Aguayo (PK), Gary Cook (P), Earvin Johnson (WR), Joe Miklos (DB)

## CONFERENCE PLAYERS OF THE WEEK

2023 — Jose Pizano, PK (Sept. 18 & Oct. 23 & Nov. 13), Marsel McDuffie, LB (Nov. 20), Ricky White III, WR (Nov. 11), Jayden Maiava, QB (Freshman - Sept. 18 & Oct. 23 & Nov. 6 & Nov. 13 & Nov. 20), Jai'Den Thomas, RB (Freshman - Sept. 25)  
 2022 — Doug Brumfield, QB (Aug. 29), Aidan Robbins, RB (Sept. 19), Austin Ajiake, LB (Sept. 26), Daniel Gutierrez, PK (Oct. 3, Nov. 14 & Nov. 28), Johnathan Baldwin, S (Nov. 28)  
 2021 — Charles Williams (Nov. 15), Cameron Friel, QB (Freshman - Nov. 8)  
 2019 — Javin White, LB (Oct. 14), Jericho Flowers, DB (Nov. 23), Kenyon Oblad, QB (Dec. 2)  
 2018 — Jericho Flowers, DB (Nov. 12), Javin White, DB (Nov. 26)  
 2017 — Daniel Gutierrez, PK (Oct. 30), Armani Rogers, QB (Nov. 20)  
 2016 — Tau Lotulelei, LB (Oct. 17), Kurt Palandech, QB (Nov. 14), Torry McTyer, DB (Nov. 14)  
 2015 — Ryan McAleenan, LB (Oct. 5), Logan Yunker, P (Oct. 5)  
 2014 — Nicolai Bornand, PK (Sept. 8 & Oct. 13)  
 2013 — Caleb Herring, QB (Sept. 16), Logan Yunker, P (Sept. 23 & Sept. 30), Devante Davis (Sept. 30), Nolan Kohorst, PK (Oct. 14)  
 2012 — Tani Maka, LB (Sept. 24)  
 2011 — James Dunlap, DL (Oct. 30), Deante' Purvis, ST (Oct. 30)  
 2010 — Tim Cornett, RB (Nov. 15), Marcus Sullivan, ST (Nov. 29)  
 2009 — Omar Clayton, QB (Sept. 21), Jason Beauchamp, LB (Oct. 26)  
 2008 — Malo Taumua, ST (Sept. 15), Omar Clayton, QB (Sept. 22), Jason Beauchamp, LB (Sept. 29), Deante' Purvis, ST (Nov. 10), Kyle Watson, PK (Nov. 17)  
 2007 — Beau Bell, LB (Sept. 24 & Oct. 15 & Oct. 29), Frank Summers, RB (Sept. 24)  
 2006 — Rocky Hinds, QB (Nov. 21)  
 2005 — Sergio Aguayo, PK (Sept. 12 & Oct. 10), Beau Bell, LB (Oct. 10)  
 2004 — Joe Miklos, DB (Oct. 4), Jamaal Brimmer, DB (Oct. 11)  
 2003 — John Andrews, LB (Sept. 1), Greg Estandia, ST (Sept. 1), Jamaal Brimmer, DB (Sept. 15), Gary Cook, P (Sept. 15), Ruschard Dodd-Masters, DB (Sept. 22), Dillon Pieffer, PK (Sept. 22 & Nov. 3), Joe Miklos, DB (Nov. 3)  
 2002 — Tyrone Tucker, LB (Oct. 7), Jamaal Brimmer, SS (Oct. 21), Jason Thomas, QB (Nov. 4), Larry Croom, RB (Dec. 2), Dillon Pieffer, PK (Dec. 2)

2001 — Gary Cook, P (Oct. 7), Troy Mason, PR (Oct. 15), Joe Haro, RB (Oct. 29), Kevin Thomas, CB (Nov. 19)  
 2000 — Jason Thomas, QB (Oct. 2), Kevin Thomas, CB (Oct. 2), Ray Cheetany, PK/P (Oct. 9), Troy Mason, PR (Nov. 11), Nate Turner, WR (Nov. 25), Amar Brisco, CB (Nov. 25)  
 1999 — Kevin Thomas, DB (Sept. 13), Jeremi Rudolph, RB (Oct. 11), Duane James, KR (Oct. 11)  
 1998 — Joe Kristosik, P (Sept. 28 & Oct. 12)  
 1997 — Jon Denton, QB (Sept. 29)  
 1996 — Jon Denton, QB (Sept. 30 & Nov. 18)  
 1995 — Shannon Wilson, RB (Sept. 9)  
 1994 — Brittney Posey, LB (Sept. 3), Randy Gatewood, WR (Sept. 17), Mark Byers, LB (Oct. 1 & Oct. 29), Nick Garritano, PK (Oct. 29), DeJohn Branch, RB (Nov. 19), Rossie Johnson, LB (Nov. 19)  
 1993 — Rumone Hilton, LB (Sept. 18), Rodney Mazion, CB (Nov. 6), Demond Thompkins, WR (Nov. 13)  
 1992 — Donnell Porter, DB (Sept. 21), Jason Davis, DB (Oct. 5), Henry Bailey WR/PR, (Nov. 2)  
 1991 — Carlton Johnson, FS (Sept. 14), Hunkie Cooper, QB (Nov. 16)  
 1990 — Keenan McCardell, WR (Sept. 15), Hunkie Cooper, RB (Oct. 6)  
 1989 — Darin Brightmon, RB (Oct. 9), David Clarke, LB (Oct. 30), Keenan McCardell, WR (Nov. 27)  
 1988 — Tommy Jackson, RB (Oct. 8), Tyrone Carter, DB (Oct. 15), Jody Reinhoehl, LB (Nov. 26), Richard Williams, QB (Nov. 26)  
 1987 — Autney Wren, DB (Oct. 10), Ickey Woods, RB (Nov. 7 & 14)  
 1986 — Charles Wiley, DL (Sept. 22), Alvin Horn, DB (Nov. 3 & 24)  
 1985 — Alvin Horn, DB (Oct. 7), Daryl Knox, LB (Oct. 14 & Nov. 4)  
 1984 — Tony Lewis, RB (Sept. 10), Randall Cunningham, QB (Sept. 17 & Oct. 22), Kirk Jones, RB (Oct. 8), Ed Saignes, DB (Oct. 15), Tom Polley, LB (Nov. 5), Anthony Blue, DB (Nov. 12), Aaron Moog, DL (Nov. 26)  
 1983 — Randall Cunningham, QB (Sept. 17 & Oct. 31), Kirk Jones, RB (Oct. 1), Reggie Farmer, WR (Oct. 22), Keyvan Jenkins, RB (Nov. 7)



## 2003 (Mountain West-Coaches)

**1st Team:** Jamaal Brimmer (DB), Adam Seward (LB)  
**2nd Team:** Gary Cook (P), Dominic Furio (C), Earvin Johnson (WR), Dillon Pieffer (PK)  
**HM:** John Andrews (LB), Ryan Claridge (LB), Larry Croom (RB), Tremayne Kirkland (KR), Joe Miklos (DB)

## 2003 (Mountain West-Media)

**1st Team:** Jamaal Brimmer (DB), Adam Seward (LB)  
**2nd Team:** Gary Cook (P),

Dominic Furio (C), Earvin Johnson (WR), Dillon Pieffer (PK), Tremayne Kirkland (KR)  
**HM:** Ryan Claridge (LB), Larry Croom (RB), Joe Miklos (DB)

## 2002 (Mountain West-Coaches)

**1st Team:** Jamaal Brimmer (DB), Tony Terrell (OL)

**2nd Team:** Joe Haro (RB), Earvin Johnson (WR), Adam Seward (LB)

**HM:** Connie Brown (DB), Dietrich Canterbury (DL), Larry Croom (RB), Chris Eagen (DE), DeJhown Mandley (TE), Tyrone Tucker (LB)

## 2002 (Mountain West-Media)

**1st Team:** Jamaal Brimmer (DB), Adam Seward (LB), Tony Terrell (OL)

**2nd Team:** Joe Haro (RB), Earvin Johnson (WR)

**HM:** Larry Croom (RB), Dominique Dorsey (KR), DeJhown Mandley (TE), Tyrone Tucker (LB)

## 2001 (Mountain West-Coaches)

**1st Team:** Sam Brandon (DB), Kevin Thomas (DB)

**2nd Team:** Joe Haro (RB), Anton Palepoi (DE), Pete Tramontanas (OL)

**HM:** Brandon Blair (OL), Ahmad Briggs (DL), Ryan Claridge (LB), Dominique Dorsey (KR), DeJhown Mandley (TE), Troy Mason (PR), Ahmad Miller (DL), Shanga Wilson (LB)

## 2001 (Mountain West-Media)

**1st Team:** Sam Brandon (DB), Dominique Dorsey (KR), Kevin Thomas (DB)

**2nd Team:** Brandon Blair (OL), Ryan Claridge (LB), Joe Haro (RB), Anton Palepoi (DE)

**HM:** Ahmad Briggs (DL), DeJhown Mandley (TE), Troy Mason (PR), Ahmad Miller (DL), Pete Tramontanas (OL), Shanga Wilson (LB)

## 2000 (Mountain West-Coaches)

**1st Team:** Jeremi Rudolph (RB), John Greer (OL), Anton Palepoi (DL), Kevin Thomas (DB)

**HM:** Randy Black (DB), Sam Brandon (DB), Kevin Brown (RB), Ray Cheetany (P), Troy Mason (KR), Tony Terrell (OL), Nate Turner (WR)

## 2000 (Mountain West-Media)

**1st Team:** Jeremi Rudolph (RB), John Greer (OL), Kevin Thomas (DB)

**2nd Team:** Nate Turner (WR), Randy Black (DB), Troy Mason (KR)

**HM:** Kevin Brown (RB), Ray Cheetany (P), Anton Palepoi (DL), Ahmad Miller (DL), Tony Terrell (OL), Peter Tramontanas (OL), Jason Thomas (QB), Shanga Wilson (LB)

## 1999 (Mountain West)

**2nd Team:** Kevin Thomas (DB), Ray Cheetany (P)

## 1998 (WAC-Mountain Division)

**1st Team:** Joe Kristosik (P), Talance Sawyer (DE)

**2nd Team:** Sam Mineo (TE)

## 1997 (WAC-Pacific Division)

**1st Team:** Talance Sawyer (DE), Damon Williams (WR)

**2nd Team:** Sam Mineo (TE), Scott Patton (LB), Mike Reily (OL)

## 1996 (WAC-Pacific Division)

**2nd Team:** Jon Denton (QB), Scott Patton (LB), Dennis Whitmore (OL)



## 1995 (Big West)

**2nd Team:** Robbie Morrison (OL), Marvin Robinson (LB)

**HM:** Joe Kristosik (P)

## 1994 (Big West)



**1st Team:** Mark Byers (LB), Nick Garritano (PK), Randy Gatewood (WR), Howard McGowan (OG), Keith Washington (DE)

**2nd Team:** Henry Bailey (WR), Keith Clough (LB), Rodney Mazion (FS)

**HM:** Henry Bailey (KR), Jason Davis (SS), Brad Faunce (P), Rossie Johnson (LB), Mark Mecham (OT), Robbie Morrison (OG), David White (TE)

## 1993 (Big West)

**1st Team:** Brad Faunce (P)

**2nd Team:** Demond Thompkins (WR), Tiger Townes (DL)

**HM:** Steve Anderson (DT), Rodney Mazion (CB), Jerry Reynolds (OT), Doug Roper (OG)

## 1992 (Big West)

**1st Team:** Henry Bailey (WR/PR), Shannon McLean (RB), Lonnie Palelei (OG), Brian Parvin (P)


**2nd Team:** John Hurley (OT), Rodney Mazion (FS), Erik Simien (DE)

**HM:** Nick Garritano (PK), D'Mentrie Lacy (DB), Howard McGowan (C), Mike Smalls (LB), Keith Washington (DE)

## 1991 (Big West)

**1st Team:** Hunkie Cooper (PR), Carlton Johnson (S), Chuck Reed (DL)

**HM:** Henry Bailey (WR), Derek Black (RB), John Hurley (OT), Elgin Lofton (DT), Lonnie Palelei (OG), Brian Parvin (P), Jerry Reynolds (OT), Mike Smalls (LB)



## 1990 (Big West)

**1st Team:** Hunkie Cooper (KR/PR), Carlton Johnson (DB), Keenan McCardell (WR)

**HM:** Dustin Quinton (OL)

## 1989 (Big West)

**1st Team:** Doc Wise (DL)

**2nd Team:** Vince McGowens (PR), Avery Miller (LB), Kyle Toomer (RB), Robert Welch (TE)

**HM:** Darin Brightmon (RB), David Clarke (LB), John Foster (LB), Pat Harden (OT), Tommy Jackson (RB), Carlton Johnson (CB), Keenan McCardell (WR), Derek Nicholson (DL), Fred Phillips (S), Jody Reinoehl (LB), Tony Rhynes (P)

## 1988 (Big West)

**1st Team:** Tommy Jackson (RB), Tony Rhynes (P), Doc Wise (DL)

**2nd Team:** Charles Anthony (DB), Cedric Davis (TE), Pat Harden (OT), Bill Operin (OG), Jody Reinoehl (LB)

**HM:** Darin Brightmon (RB), Jim Cook (PK), Avery Miller (LB), Derek Nicholson (DL), Tony Peko (C), David Ruggles (OL), Robert Welch (TE)

## 1987 (Big West)

**1st Team:** Ike Freeman (DL), Tony Rhynes (P), Ickey Woods (RB)

**2nd Team:** Jim Cook (PK), Anthony Drawhorn (CB), Pat Harden (OT), Bill Operin (OG), George Varon (OLB)

**HM:** Cedric Davis (TE), George Thomas (WR)

## 1986 (Big West)

**1st Team:** David Hollis (DB), Marion Knight (DL)

**2nd Team:** Alvin Horn (DB), Bob Hulberg (P)

## 1985 (Big West)

**1st Team:** Alvin Horn (DB), Daryl Knox (OLB), Tony Lewis (FB)

**2nd Team:** Ron Drake (C), David Hollis (DB), Bob Hulberg (P), Carlos Lovato (DL)

**HM:** Joey DiGiovanna (PK), Kirk Jones (RB)

## 1984 (Big West)

**1st Team:**

Randall Cunningham (QB/P), Doug Eisher (OG), Kirk Jones (RB), Reggie LaFrance (TE), Aaron Moog (DL)

**2nd Team:** Anthony Blue (DB),

Joey DiGiovanna (PK), Paul Godbey (OL), Richard Grant (DL), Daryl Knox (LB), Tom Polley (LB), Dalton Reed (DB)



## 1983 (Big West)

**1st Team:** Randall Cunningham (QB/P), Kirk Dodge (ILB), Aaron Moog (DL)

**2nd Team:** Keyvan Jenkins (RB), Al Ligon (DB), Carlos Lovato (DL), Michael McDade (WR)

## 1982 (Big West)

**1st Team:** Randall Cunningham (P)

**2nd Team:** Waymon Aldridge (KOR), Darral Hambrick (WR), Wymon Henderson (DB)





Larry Croom scored four postseason TDs in his school-record three all-star game appearances after the 2003 season.



John Robinson served as head coach of the 2004 East-West Shrine Football Classic.




QB Sam King earned MVP honors at the 1982 Japan Bowl.

## EAST-WEST SHRINE GAME



**San Francisco**  
**Stanford**  
**Oakland**  
**San Antonio**  
**Houston**  
**Orlando**  
**St. Petersburg**  
**Las Vegas**

- 2022 Austin Ajiake, LB
- 2017 Devonte Boyd, WR
- 2014 Brett Boyko, OL (Inj. DNP)
- 2009 Jason Beauchamp, LB
- 2009 Martin Tevaseu, DL
- 2004 Adam Seward, LB
- 2004 Earvin Johnson, WR
- 2003 Larry Croom, RB
- 2003 Dietrich Canterberry, DL
- 2003 John Robinson, H. Coach
- 2003 Mike Bradeson, Asst. Coach
- 2003 Bruce Snyder, Asst. Coach
- 2002 Jason Thomas, QB
- 2001 Kevin Thomas, CB
- 2000 Kevin Brown, RB
- 1994 Randy Gatewood, WR
- 1987 Kirk Jones, RB
- 1984 Randall Cunningham, QB
- 1984 Kirk Dodge, LB
- 1974 Mike Thomas, RB




J. Thomas



K. Thomas

## HULA BOWL

Honolulu, Hawaii/Orlando, Florida



Sawyer

- 2022 Austin Ajiake, LB
- 2021 Charles Williams, RB
- 2007 Sergio Aguayo, PK
- 2007 Mike Sanford, Co-H Coach
- 2007 Todd Berry, Asst. Coach
- 2007 Vic Shealy, Asst. Coach
- 2005 Greg Estandia, TE
- 2004 Dominique Dorsey, RB
- 2003 Larry Croom, RB
- 2001 Brandon Bair, OL
- 1998 Talance Sawyer, LB
- 1996 Dennis Whitmore, OL
- 1994 Henry Bailey, RB
- 1992 Lonnie Palelei, OL
- 1987 Ickey Woods, RB
- 1981 Sam King, QB

## GRIDIRON

Orlando, Florida (2000-05)



- 2004 Dominique Dorsey, RB
- 2001 Ahmad Miller, DL
- 2000 Jeremi Rudolph, RB

## SENIOR BOWL

Mobile, Alabama



- 2014 Devante Davis (Inj. DNP)
- 2007 Beau Bell, LB (Inj. DNP)
- 2004 Jamaal Brimmer, DB
- 2001 Kevin Thomas, CB
- 1987 Ickey Woods, RB

## COLLEGE ALL-STAR

Tempe, Arizona



- 2010 John Gianninoto, OL

## BLUE-GRAY


Montgomery, Alabama (1932-2001, 2003)



- 2003 Larry Croom, RB
- 2003 Dietrich Canterberry, DL
- 2001 Sam Brandon, FS
- 1993 Tiger Townes, DT
- 1984 Aaron Moog, DT

## JAPAN BOWL

Tokyo (1976-1993)



Cunningham


- 1992 Lonnie Palelei, OL
- 1987 Ickey Woods, RB
- 1987 Wayne Nunnely, Asst. Coach
- 1984 Randall Cunningham, QB
- 1981 MVP Sam King, QB
- 1981 Michael Morton, RB

## ALL-AMERICAN CLASSIC

Las Vegas, Nevada (2001-05)



- 2005 Joe Miklos, DB
- 2004 Joe Critchfield, OL
- 2004 Ruschard Dodd-Masters, DB
- 2003 Dominic Furio, C
- 2003 David Relf, WR
- 2002 Joe Haro, RB
- 2002 Keith Kincaid, OL
- 2002 DeJhown Mandley, TE
- 2002 Jamal Wynn, DB
- 2001 Bobby Nero, WR
- 2001 Greg Hulett, OL
- 2001 Peter Trantomantas, C
- 2001 Adrian Watson, DL
- 2001 Scott Parkhurst, DE
- 2001 LaMar Owens, LB
- 2001 Shunga Wilson, LB



Furio

## BATTLE OF FLORIDA

Boca Raton, Florida



- 2011 Quinton Painter, DB

## NFLPA COLLEGIATE BOWL

Carson, California



- 2019 Javin White, LB/S
- 2018 Lexington Thomas, RB
- 2017 Mike Hughes Jr, DL
- 2016 Tau Lotulelei, LB
- 2016 Torry McTyer, DB
- 2013 Caleb Herring, QB
- 2011 B.J. Bell, DL

## PLAYERS ALL-STAR CLASSIC

Little Rock, Arkansas



- 2011 Phillip Payne, WR

## TROPICAL BOWL

Daytona Beach/Orlando, Florida



- 2022 Tavis Malakius, DL
- 2022 Cobe Brant, OL
- 2022 DJ Stuckey, OL
- 2019 Gabe McCoy, LB
- 2018 Nathan Jacobson, DL

(YEAR INDICATES SEASON SELECTED, NOT DATE OF GAME PLAYED)